



2011-12 NOTRE DAME MEN'S BASKETBALL

ATHLETICS MEDIA RELATIONS: Joyce Center Room 112 Notre Dame, IN 46556 Fax: (574) 631-7941
 MEDIA RELATIONS CONTACTS: Bernadette Cafarelli o: (574) 631-8458 c: (574) 532-0249 cafarelli.1@nd.edu
 Sean Carroll o: (574) 631-2664 c: (574) 340-2177 carroll.64@nd.edu

2011-12 Schedule

Date	Opponent	Time
11/1	ST. XAVIER (Exhibition)	W, 90-72
11/7	STONEHILL (Exhibition)	W, 92-70
11/12	MISSISSIPPI VALLEY STATE	W, 80-67
11/14	DETROIT^ (ESPNU)	W, 59-53
11/16	SAM HOUSTON STATE^	W, 74-41
11/18	DELAWARE STATE	W, 93-69
11/21	vs. #21/21 Missouri@ (ESPN2)	L, 58-87
11/22	vs. Georgia! (ESPNU)	L, 57-61
11/27	BRYANT	2:00 p.m.
11/30	at Gonzaga (ESPN2)	11:15 p.m.
12/4	vs. Maryland\$	4:45 p.m.
12/8	MAINE	7:30 p.m.
12/10	DARTMOUTH	7:30 p.m.
12/17	vs. Indiana% (ESPN2)	4:30 p.m.
12/19	SACRED HEART	7:30 p.m.
12/27	PITTSBURGH* (ESPN2)	7:00 p.m.
1/4	at Cincinnati*	7:00 p.m.
1/7	at Louisville* (ESPNU)	4:00 p.m.
1/10	USF*	7:00 p.m.
1/14	CONNECTICUT* (ESPN2)	11:00 a.m.
1/16	at Rutgers* (ESPNU)	9:00 p.m.
1/21	SYRACUSE* (ESPN)	6:00 p.m.
1/25	at Seton Hall*	8:00 p.m.
1/29	at Connecticut*	Noon
2/4	MARQUETTE* (CBS)	1:00 p.m.
2/8	at West Virginia* (ESPNU)	9:00 p.m.
2/11	DEPAUL*	Noon
2/15	RUTGERS* (ESPNU)	7:00 p.m.
2/18	at Villanova* (ESPNU)	9:00 p.m.
2/22	WEST VIRGINIA* (ESPN2)	7:00 p.m.
2/25	at St. John's* (ESPN)	Noon
2/27	at Georgetown* (ESPN)	7:00 p.m.
3/2	PROVIDENCE*	7:00 p.m.
BIG EAST CHAMPIONSHIP		
<i>(Madison Square Garden; New York, N.Y.)</i>		
3/6	First Round	
3/7	Second Round	
3/8	Quarterfinals	
3/9	Semifinals	
3/10	Final	
NCAA CHAMPIONSHIP		
3/13-14	First Round (Dayton, Ohio)	
3/15-18	Second & Third Rounds (various locations)	
3/22-25	Regional Rounds (various locations)	
3/31	Final Four - Semifinals (New Orleans, La.)	
4/2	Final Four - Final (New Orleans, La.)	

^ - CBE Classic (Regional Rounds)
 @ - CBE Classic - Kansas City, Mo. (Semifinals)
 ! - CBE Classic - Kansas City, Mo. (Consolation)
 \$ - BB&T Classic - Washington, D.C.
 % - Crossroads Classic - Indianapolis, Ind.
 * - BIG EAST Conference Game
 Home events in **BOLD CAPS**
 All times Eastern

Bryant vs. Notre Dame Nov. 27, 2011 • 2:00 p.m. (ET) Purcell Pavilion at the Joyce Center (9,149) Notre Dame, Ind.



BRYANT Bulldogs

1-4, 0-0 Northeast Conference
 H: 0-0; A: 0-3; N: 1-1



NOTRE DAME Fighting Irish

4-2, 0-0 BIG EAST
 H: 4-0; A: 0-0; N: 0-2

First Meeting

TV:
None
Live Video Broadcast:
UND.com
Radio:
Affiliate listings on Pg. 5
Broadcast on UND.com
Jack Nolan (play-by-play)
LaPhonso Ellis (analyst)
Live Stats:
GameTracker (UND.com)
Live Blog:
UND.com/blog

IRISH RETURN HOME TO FACE BRYANT ON SUNDAY

- Notre Dame (4-2) will play host to Bryant College (1-4) on Sunday afternoon inside Purcell Pavilion at the Joyce Center. Tip-off is slated for 2:00 p.m. (ET).
- A free live video broadcast of Sunday's game will be available on UND.com. The Fighting Irish Digital Media radio crew of Jack Nolan (play-by-play) and LaPhonso Ellis (analyst) will call the action (radio affiliate listings on Pg. 5).
- This will be the first-ever meeting between Notre Dame and Bryant.
- Bryant is a member of the Northeast Conference (NEC). Notre Dame is 24-0 all-time against teams currently in the NEC. The last time the Irish faced an NEC opponent was during the 2009-10 season when they captured a 95-72 victory over Saint Francis (Pa.).
- Notre Dame currently has a 23-game home win streak.

PROGRESSIVE CBE CLASSIC

• Notre Dame finished fourth in the Progressive CBE Classic. The Fighting Irish went 2-0 in regional-round action by capturing home wins over Detroit (59-53) and Sam Houston State (74-41). The Irish fell to Missouri, 87-58, in the semifinals and then suffered a 61-57 setback to Georgia in the third-place game. Missouri won the event by topping California, 92-53, in the final.

YOUTH MOVEMENT

• Sophomores **Jerian Grant** and **Eric Atkins** along with freshman **Pat Connaughton** accounted for 43 of Notre Dame's 57 points in the Georgia contest. Grant, who sat out all of last season, scored a career-best - and game-high - 20 points, while Atkins and Connaughton chipped in 12 and 11 points, respectively.

• Grant has reached double-figures in points a team-best five times this season. Atkins and Connaughton have both reached double-digits three times.

NOTRE DAME PROBABLE STARTING LINEUP

No.	Player	Pos.	Ht.	Wt.	Yr.	PPG	RPG	APG
0	Eric Atkins	G	6-1	182	So.	14.8	2.3	3.0
14	Scott Martin	G	6-8	222	Sr.	11.7	4.8	1.2
22	Jerian Grant	G	6-5	195	So.	13.7	3.3	4.5
21	Tim Abromaitis	F	6-8	236	GS	14.0	7.0	2.5
45	Jack Cooley	F	6-9	248	Jr.	4.8	8.0	1.3

NOTRE DAME 2011-12 ROSTER

No.	Player	Pos	Ht.	Wt.	Yr.	Hometown/High School
0	Eric Atkins	G	6-1	182	So.	Columbia, Md./Mount Saint Joseph
4	Patrick Crowley	G	6-3	190	So.	Los Gatos, Calif./St. Francis
11	Garrick Sherman*	C	6-10	251	Jr.	Kenton, Ohio/Kenton/Michigan State
12	Alex Dragicevich	G	6-7	221	So.	Northbrook, Ill./Glenbrook North
14	Scott Martin	G	6-8	222	Sr.	Valparaiso, Ind./Valparaiso
21	Tim Abromaitis	F	6-8	236	GS	Unionville, Conn./Farmington
22	Jerian Grant	G	6-5	195	So.	Bowie, Md./DeMatha
24	Pat Connaughton	G/F	6-5	206	Fr.	Arlington, Mass./St. John's Prep
25	Tom Knight	F	6-9	250	Jr.	Dixfield, Maine/Dirigo
32	Joey Brooks	G	6-6	220	Jr.	Houston, Texas/Strake Jesuit College Prep
33	Mike Broghammer	F	6-9	265	Jr.	Orono, Minn./Hopkins
45	Jack Cooley	F	6-9	248	Jr.	Glenview, Ill./Glenbrook South

* - will have to sit out the entire 2011-12 season due to NCAA transfer rules

Alphabetical Roster

21	Tim Abromaitis	GS/F
0	Eric Atkins	So./G
33	Mike Broghammer	Jr./F
32	Joey Brooks	Jr./G
24	Pat Connaughton	Fr./G/F
45	Jack Cooley	Jr./F
4	Patrick Crowley	So./G
12	Alex Dragicevich	So./G
22	Jerian Grant	So./G
25	Tom Knight	Jr./F
14	Scott Martin	Sr./G
11	Garrick Sherman	Jr./C

Head Coach: Mike Brey (George Washington '82)
Assistant Coach: Anthony Solomon (Virginia '87)
Assistant Coach: Rod Balanis (Georgia Tech '93)
Assistant Coach: Martin Ingelsby (Notre Dame '01)
Coordinator of Basketball Operations: Harold Swanagan (Notre Dame '02)
Athletic Trainer: Skip Meyer (Central Connecticut State '74)

Pronunciation Guide

Tim Abromaitis ab-row-MY-tis
 Pat Connaughton Con-UH-tin
 Jack Cooley COOL-ee
 Mike Broghammer BROGE-hammer
 Alex Dragicevich Drag-ee-vich
 Jerian Grant JARE-in

Series vs. Bryant

Home: 0-0, Away: 0-0, Neutral: 0-0

First Meeting

Instant Impact

Pat Connaughton and **Jerian Grant** became the fifth and sixth Notre Dame rookies to score 20-plus points in a game during the Mike Brey era (12 seasons). Here is the list of Irish freshmen/first-year players who have accomplished the feat in the Brey era:

Player	Season	20+ Games	30+ Games	High
Chris Thomas (G)	2001-02	9	2	32
Torin Francis (F)	2002-03	4	-	25
Luke Harangody (F)	2006-07	3	-	22
Tory Jackson (G)	2006-07	2	-	21
Pat Connaughton (G/F)	2011-12	1	-	24
Jerian Grant* (G)	2011-12	1	-	20

* - A sophomore with rookie status since he did not play during his freshman season in 2010-11.

TOPPING 20

• Five Notre Dame players - **Tim Abromaitis**, **Eric Atkins**, **Pat Connaughton**, **Jerian Grant** and **Scott Martin** - have scored 20 or more points in a game this season.

GRANT HAS ALL-AROUND GAME

• Sophomore guard **Jerian Grant** has team-high totals in points (82) and assists (27) and is tied for the team lead in steals (7). He is shooting 56.8% (25-44) from the field, which includes a 57.9% (11-19) mark from three-point range.

BUSY BEGINNING

• Notre Dame's first six games of the season occurred in an 11-day span. The Fighting Irish are nearing the end of a stretch that has them playing eight games in an 18-day span. The stretch will end with a road test at Gonzaga on Wednesday.

ABRO IMPRESSIVE IN RETURN

• Forward **Tim Abromaitis** returned to the Irish lineup on Monday against Missouri following a four-game suspension. Abromaitis posted team-high totals in points (22), rebounds (8) and assists (3) against the Tigers. It was his 22nd career game with 20 or more points.
 • The Notre Dame graduate student missed the first four games of the regular season due to a misunderstanding in the technicality of an NCAA rule governing seasons of competition that dates back to the 2008-09 campaign.

A RARE OCCURANCE

• The losses to Missouri and Georgia marked the first time Notre Dame has dropped consecutive games against non-BIG EAST teams since the 2007-08 season when the Irish fell to Baylor and Georgia Tech (Nov. 18 & 19, 2007) at the U.S. Virgin Islands Paradise Jam.

FIRST-TIME STARTERS

• Five different Irish players - **Joey Brooks** (Jr./G), **Jack Cooley** (Jr./F), **Jerian Grant** (So./G), **Alex Dragicevich** (So./G) and **Pat Connaughton** (Fr./G-F) - have made their first career start this season. Notre Dame has used four different starting lineups in its first six games of the season.

Notre Dame's record in 2011-12 when ...

Played at the Purcell Pavilion.....	4-0
Played on the road.....	0-0
Played at a neutral site.....	0-2
BIG EAST Conference record (all games)	0-0
Non-conference record	4-2
Leading at halftime.....	3-0
Trailing at halftime.....	1-2
Tied at halftime.....	0-0
Playing an overtime game.....	0-0
Shoots .500 or better	1-0
Shoots less than .500.....	3-2
Opponents shoots less than .500	4-1
Shoots better than opponent.....	3-0
Shoots worse than opponent.....	0-2
Shoots same as opponent	1-0
Makes more free throws than opponent.....	4-1
Makes less free throws than opponent	0-1
Same number of free throws	0-0
Outrebounded opponents	2-0
Outrebounded by opponent	2-2
Same number of rebounds.....	0-0
Has fewer turnovers than opponent	2-1
Has more turnovers than opponent.....	2-1
Has same number of turnovers	0-0
Bench outscores opponent's bench.....	3-0
Outscored by opponent's bench	0-2
Bench points are the same.....	1-0
Plays a ranked opponent.....	0-1
Makes 10 or more three-pointers	2-0
No Notre Dame player fouls out.....	4-1
One Notre Dame player fouls out.....	0-1
Two or more Notre Dame players foul out.....	0-0
Wears White Uniforms	4-1
Wears Blue Uniforms	0-1
Wears Gold Uniforms.....	0-0
Wears Black Uniforms.....	0-0
Plays in an In-Season Tournament.....	2-2
Plays on Television	1-2
Plays in November	4-2
Plays in December	0-0
Plays in January	0-0
Plays in February	0-0
Plays in March.....	0-0
Plays in Day Games.....	1-0
Plays in Night Games	3-2
Plays on Sundays	0-0
Plays on Mondays.....	1-1
Plays on Tuesdays	0-1
Plays on Wednesdays	1-0
Plays on Thursdays.....	0-0
Plays on Fridays.....	1-0
Plays on Saturdays	1-0
Final Margin is 5 points or less	0-1
Final Margin is 6-10 points	1-0
Final Margin is 11-20 points	1-0
Final Margin is 20-plus points.....	2-1
Has a player score 20-plus points	3-2
Has a player score 30-plus points	0-0
Scores 59 points or less	1-2
Scores 60-69 points.....	0-0
Scores 70-79 points.....	1-0
Scores 80-89 points.....	1-0
Scores 90-plus points.....	1-0

LEAGUE HONORS FOR GRANT

- Sophomore guard **Jerian Grant**, who sat out all of last season, on Monday was named the BIG EAST Rookie of the Week for his efforts in the first four games of the season. Grant scored in double-figures in all four contests, including two 17-point performances.
- Grant became the first first-year Notre Dame player to reach double-figures in points in his first four games since Luke Harangody began his career with five straight double-digit games during the 2006-07 season.

DRAINING FROM DEEP

- The Irish have registered 10 or more three-pointers in a game twice this season. Notre Dame drained 10 treys (on 19 attempts) against Sam Houston State and followed that up with an 11-for-23 performance versus Delaware State. The Fighting Irish made 10 or more three-pointers in a game seven times last season.

CAREER-HIGH NIGHT

- Four different Irish players established or tied career-high marks against Delaware State on Nov. 18. Senior **Scott Martin** deposited a career-high 23 points, while sophomore **Alex Dragicevich** and junior **Mike Broghammer** tallied career-best point totals of 18 and nine, respectively. Sophomore **Jerian Grant** matched a then career-high total with 17 points. Grant upped his career-high figure to 20 against Georgia.

COOLEY CRASHING THE BOARDS

- Junior forward **Jack Cooley** notched his first career double-double by registering 11 points and 17 rebounds against Delaware State (Nov. 18). The 17 rebounds, which included 10 offensive boards, were a career-high total for Cooley. He became the first Irish player to haul down that many rebounds in a game since Luke Harangody had 17 against Louisville during the 2008-09 season (Feb. 12, 2009).
- Cooley leads the Irish with an 8.0 rpg. average this season.

FRESHMAN ON FIRE

- **Pat Connaughton's** 24 points against Sam Houston State (Nov. 16) were the most for a Notre Dame freshman since Torin Francis had 25 against Arizona in the Sweet 16 of the 2003 NCAA Tournament (March 27, 2003).
- Connaughton's six made three-pointers (on 10 attempts) against Sam Houston State were the most for an Irish freshman since Chris Thomas had six against Connecticut in the semifinals of the 2002 BIG EAST Tournament (March 8, 2002).
- Connaughton's 24 points off the bench in the Sam Houston State game were the most bench points by an Irish player since Chris Quinn netted 25 against Quinnipiac during the 2003-04 campaign (Dec. 23, 2003).

ATKINS ON THE ATTACK

- Sophomore point guard **Eric Atkins** returned to the Irish lineup on Monday against Missouri after missing two games due to illness. Those were the first two missed games of his Irish career.
- Atkins has scored in double-figures in three of the four games he has played in this season. He scored a career-high 27 points in the season-opening victory over Mississippi Valley State.
- Against Mississippi Valley State, Atkins was 6-of-7 from the field, including 3-of-3 from three-point range, and 12-of-12 from the free-throw line. Both the three-point and free-throw totals were career-high figures.
- Atkins' perfect day from the charity stripe against the Delta Devils marked the most makes without a miss for an Irish player in a game since Tim Abromaitis also went 12-of-12 against Seton Hall on Feb. 11, 2010. Atkins is 22-26 (.846) from the charity stripe this season.

ABROMAITIS EARNS PRESEASON ACCOLADES

- Notre Dame forward **Tim Abromaitis** has been selected to the preseason watch lists for both the John R. Wooden Award and the Naismith Trophy. Both awards are presented annually to the national player of the year. Fifty student-athletes appear on both watch lists.
- Abromaitis was named to the six-man preseason All-BIG EAST First Team.
- The Fighting Irish forward also is one of 30 candidates up for the Lowe's Senior CLASS Award.

Number of Games Led Irish in This Season/Career

(Career figure in parenthesis)

Tim Abromaitis		Jack Cooley	
Points	1 (17)	Points	-- (1)
Rebounds	2 (16)	Rebounds	4 (5)
Assists	1 (5)	Blocks	4 (14)
Blocks	-- (7)	Steals	2 (4)
Steals	-- (14)		
		Alex Dragicevich	
Eric Atkins		Assists	1 (1)
Points	2 (4)	Blocks	1 (1)
Assists	2 (12)		
Steals	1 (10)	Jerian Grant	
		Points	1 (1)
Mike Broghammer		Rebounds	1 (1)
Blocks	2 (4)	Assists	2 (2)
Steals	-- (1)	Steals	2 (2)
		Blocks	1 (1)
Joey Brooks			
Points	1 (1)	Scott Martin	
Rebounds	1 (2)	Points	1 (2)
Steals	1 (5)	Rebounds	-- (5)
		Assists	-- (1)
Pat Connaughton		Blocks	-- (3)
Points	1 (1)	Steals	1 (5)
Rebounds	1 (1)		
Blocks	1 (1)		

Number of Games This Season With ...

(Career figure in parenthesis)

Double-Figure Points

Jerian Grant	5	(5)
Scott Martin	4	(36, 23 at ND)
Eric Atkins	3	(10)
Pat Connaughton	3	(3)
Jack Cooley	1	(5)
Joey Brooks	1	(2)
Alex Dragicevich	1	(1)
Tim Abromaitis	1	(58)

30-Plus Points

Tim Abromaitis	--	(3)
----------------	----	-----

20-Plus Points

Eric Atkins	1	(1)
Jerian Grant	1	(1)
Scott Martin	1	(2, 2 at ND)
Pat Connaughton	1	(1)
Tim Abromaitis	1	(22)

10-Plus Rebounds

Jack Cooley	2	(2)
Tim Abromaitis	--	(4)
Scott Martin	--	(1, 1 at ND)

Double-Doubles

Jack Cooley	1	(1)
Tim Abromaitis	--	(3)
Scott Martin	--	(1, 1 at ND)

Free-Throw Shooting in Final Five Minutes and Overtime This Season:

Tim Abromaitis	0-0 (.000)
Eric Atkins	1-2 (.500)
Mike Broghammer	1-2 (.500)
Joey Brooks	5-8 (.625)
Pat Connaughton	3-4 (.750)
Jack Cooley	2-2 (1.000)
Patrick Crowley	0-0 (.000)
Alex Dragicevich	3-4 (.750)
Jerian Grant	1-3 (.333)
Tom Knight	0-0 (.000)
Scott Martin	1-1 (1.000)
Total	17-26 (.654)
Opponents	9-22 (.409)

414 AND COUNTING

• Notre Dame has made at least one three-pointer in 414 straight contests dating back to the 1998-99 campaign. The Fighting Irish have made at least one three pointer during every game of the Mike Brey era. The last time an Irish team failed to hit a three-pointer in a game was in a 101-70 loss to Connecticut at the Hartford Civic Center on Jan. 12, 1999. Notre Dame finished 0-7 from beyond the arc in that contest. In 2008-09, the Irish set a single-season three-point record with 319.

SOLID SCHEDULE

• Seven teams on Notre Dame's 2011-12 schedule are ranked in the latest Associated Press top-25 poll. Five of the squads - #4 Connecticut, #5 Syracuse, #7 Louisville, #16 Marquette and #17 Pittsburgh - are BIG EAST foes, while the Fighting Irish faced #21 Missouri on Monday and will also meet #19 Gonzaga in non-conference action. The Irish will face fourth-ranked UConn twice during the regular season.

BACK TO THE BB&T

• Notre Dame will meet Maryland on Dec. 4 in the BB&T Classic at the Verizon Center in Washington, D.C. The Fighting Irish will be making their third appearance in the event, which is held annually in the nation's capital. Each of the last two meetings between Notre Dame and Maryland has occurred at the BB&T Classic. Notre Dame topped Maryland, 79-67, in 2002 en route to the event title. The Irish bested the Terrapins, 81-74, in the 2006 BB&T Classic.

CROSSROADS CLASSIC

• Notre Dame will battle instate rival Indiana in the inaugural Crossroads Classic at Conseco Fieldhouse in Indianapolis, Ind. The game between the Irish and the Hoosiers is part of a doubleheader on Saturday, Dec. 17. Purdue and Butler meet in the first game at 2:00 p.m. (ET) followed by Notre Dame and Indiana at 4:30 p.m. (ET).

LIGHTS, CAMERA, ACTION

• Notre Dame will have 17 television appearances during the 2011-12 season. The Irish will appear on ESPN's family of networks 16 times in addition to being on CBS once.

DOUBLE-DUTY

• Freshman guard/forward **Pat Connaughton** also is a pitcher on the Fighting Irish baseball team. Connaughton is the 66th Notre Dame student-athlete to compete in both basketball and baseball and the first to do so since Tom Hansen during the 1973-74 academic year.

IRISH CAPTAINS

• **Tim Abromaitis** and **Scott Martin** will captain the Fighting Irish during the 2011-12 season. Abromaitis is the 19th player in program history to serve as a two-time team captain.

WHAT A RUN

• The past four seasons has produced the most regular-season BIG EAST victories (46) in school history. The Irish have gone 46-26 in BIG EAST regular-season play over the past four seasons.

• Last season's 27 wins overall (27-7) were the most in the modern era of Fighting Irish basketball. Notre Dame's highest win total ever was 33 (33-7) in 1908-09.

• The 14 regular-season BIG EAST victories in 2010-11 tied the program standard. The Fighting Irish went 14-4 in BIG EAST play in 2007-08.

• Notre Dame's 15 BIG EAST wins (14 regular season, 1 tournament) last season were the most in program history (combined regular season and tournament).

ELDER STATESMAN

• **Mike Brey** is in his 12th season along the Irish sidelines. He is the third-longest tenured coach in the BIG EAST, behind only Jim Boeheim of Syracuse and Jim Calhoun of Connecticut. Brey stands sixth all-time in career BIG EAST victories (both regular-season and tournament) with his 119-83 (.589) mark. He is one of eight coaches in BIG EAST history to record 100 conference wins.

Hitting The Century Mark

Notre Dame has scored at least 100 points 13 times during the Mike Brey era. Most recently, the Fighting Irish deposited 102 points on Nov. 17, 2010 versus Chicago State. Here are Notre Dame's 100-point out-puts during Brey's tenure.

Date	Opponent	Result
11/18/00	Sacred Heart	W, 104-58
11/22/00	Loyola (Chicago)	W, 107-68
2/9/02	at Georgetown (4ot)*	W, 116-111
12/14/02	DePaul	W, 102-71
1/25/03	at Boston College (ot)*	W, 101-96
2/18/06	at Seton Hall*	W, 102-91
12/28/06	Rider	W, 101-51
1/30/07	at Syracuse*	W, 103-91
12/8/07	Northern Illinois	W, 108-62
12/2/08	South Dakota	W, 102-76
2/21/09	at Providence*	W, 103-84
12/22/09	Bucknell	W, 101-69
11/17/10	Chicago State	W, 102-62

* - BIG EAST Game

Taking Care Of The Basketball

Under Irish head coach Mike Brey, Notre Dame always has been a team that has had a high number of assists and very few turnovers. Here's a look at the Irish under Brey:

	FGs	Assts	TOs	Asst/Bskt	Asst/TO
2000-01	814	527	434	.647	1.21
2001-02	934	629	435	.673	1.45
2002-03	917	558	446	.609	1.25
2003-04	766	434	329	.567	1.32
2004-05	671	415	341	.618	1.22
2005-06	772	468	364	.606	1.29
2006-07	869	552	414	.635	1.33
2007-08	914	608	429	.665	1.42
2008-09	988	601	343	.608	1.75
2009-10	918	585	362	.637	1.62
2010-11	843	563	364	.668	1.55
2011-12	136	87	63	.640	1.38

Irish Aim For Sixth Straight 20-Win Season

Notre Dame has reached the 20-win mark in each of the last five seasons and eight times in the last 11 seasons under head coach **Mike Brey**. The last time Irish teams reached the 20-win plateau in six straight campaigns was from 1983-89 under head coach Digger Phelps.

Postseason Stretch

Notre Dame has earned appearances in the postseason in each of the last 12 seasons, which marks the longest stretch in school history. The Irish have been to the NCAA Tournament on seven occasions and the National Invitation Tournament (NIT) five times during this current stretch. Under head coach **Mike Brey**, Notre Dame has played in the NAAs seven times and NIT four times.

107 Years and Strong

The 2011-12 campaign marks the 107th season of basketball at Notre Dame and the 17th season as a member of the BIG EAST Conference. Notre Dame teams have posted an all-time record of 1705-929 for a .647 winning percentage. In 15 seasons as a member of the BIG EAST, the Irish own a 147-125 (.540) record in conference regular-season play.

2011-12 Notre Dame Men's Basketball on the Radio

Fighting Irish Digital Media (FIDM) will originate the Notre Dame Basketball Radio Network in 2011-2012 with the broadcast teams of Jack Nolan and two former players, LaPhonso Ellis ('92) and Jordan Cornette ('05) bringing basketball fans all the exciting action.

Affiliates: WSBT AM 960 (South Bend, Ind.); WLS AM 890 (Chicago, Ill.); WXNT-AM 1430 in Indianapolis, Ind.; WNUY-FM 100.1 (Fort Wayne, Ind.); WRSW ESPN 1480 AM (Warsaw, Ind); WEFM FM 95.9 (Michigan City, Ind.); WLUV-AM 1520 (Rockford, Ill.); WVIL-FM 101.3 (Jacksonville/Peoria, Ill.); WJLS-AM 560 (Beckley, W.Va); WKKX-AM 1600 (Wheeling, W.Va.); SiriusXM Satellite Radio (129) and worldwide on UND.com.

Watch the Irish on UND.com

UND.com, the official web site of the University of Notre Dame athletics department, will feature a free broadcast for all Notre Dame non-conference home games that are not being televised. The live streaming feed will feature the official radio play-by-play call from Jack Nolan and LaPhonso Ellis or Jordan Cornette will serve as analyst. Here is the list of games that will be carried by UND.com ...

Nov. 27	Bryant	2:00 p.m. (ET)
Dec. 8	Maine	7:30 p.m. (ET)
Dec. 10	Dartmouth	7:30 p.m. (ET)
Dec. 19	Sacred Heart	7:30 p.m. (ET)

2011-12 Mike Brey Radio Show

The Mike Brey Radio Show is broadcast live from O'Rourke's Public House just south of the Notre Dame campus on Thursdays at 7:00 p.m. (ET) during the basketball season. Irish fans can join head coach Mike Brey as well as Irish players for an in-depth look inside Notre Dame Basketball. Notre Dame Men's Basketball play-by-play announcer Jack Nolan hosts the show which can be heard live on NewsRadio 960 WSBT-AM in South Bend and worldwide on UND.com. The show can also be heard Friday nights on Sirius XM College Sports Nation Channel 91.

Schedule

Show #1	Thursday, December 1, 2011
Show #2	Thursday, December 15, 2011
Show #3	Thursday, December 29, 2011
Show #4	Monday, January 2, 2012
Show #5	Thursday, January 12, 2012
Show #6	Thursday, January 19, 2012
Show #7	Thursday, January 26, 2012
Show #8	Thursday, February 2, 2012
Show #9	Thursday, February 9, 2012
Show #10	Thursday, February 16, 2012
Show #11	Thursday, February 23, 2012
Show #12	Thursday, March 1, 2012



2011-12 BIG EAST STANDINGS

(as of games played on Nov. 24)

	BIG EAST Record	Overall Record
Connecticut	0-0	5-0
Marquette	0-0	5-0
Syracuse	0-0	5-0
Louisville	0-0	4-0
Providence	0-0	4-0
Villanova	0-0	4-0
Cincinnati	0-0	4-1
Georgetown	0-0	4-1
Seton Hall	0-0	4-1
Pittsburgh	0-0	3-1
West Virginia	0-0	3-1
NOTRE DAME	0-0	4-2
St. John's	0-0	4-2
USF	0-0	4-2
DePaul	0-0	2-1
Rutgers	0-0	3-3

Players of the Week

Herb Pope - Sr., F, Seton Hall

Rookies of the Week

Jerian Grant - So., G, Notre Dame

Notre Dame Weekly Honor Roll Honorees

--

2011-12 Notre Dame Men's Basketball Press Conferences

(Contact Bernie Cafarelli at (574) 631-7516 or at cafarelli.1@nd.edu for teleconference number information)

Monday, Nov. 28	10:00 a.m. (ET)
Tuesday, Dec. 6	10:00 a.m. (ET)
Thursday, Dec. 15	1:00 p.m. (ET)*
Monday, Dec. 26	10:00 a.m. (ET)
Monday, Jan. 2	10:00 a.m. (ET)
Thursday, Jan. 12	10:00 a.m. (ET)
Monday, Jan. 23	10:00 a.m. (ET)
Monday, Feb. 6	10:00 a.m. (ET)
Monday, Feb. 13	10:00 a.m. (ET)
Monday, Feb. 20	10:00 a.m. (ET)
Wednesday, Feb. 29	10:00 a.m. (ET)

* - Note special time

2011-12 BIG EAST Teleconferences

(Contact the BIG EAST Conference at (401) 453-0660 for teleconference number information)

Jan. 5, Jan. 19, Feb. 2 and Feb. 16

11:00 a.m.	Buzz Williams, Marquette
11:08 a.m.	Mike Brey, Notre Dame
11:16 a.m.	Ed Cooley, Providence
11:24 a.m.	Jim Calhoun, Connecticut
11:32 a.m.	Steve Lavin, St. John's
11:40 a.m.	Mick Cronin, Cincinnati
11:48 a.m.	Kevin Willard, Seton Hall
11:56 a.m.	Rick Pitino, Louisville

Jan. 12, Jan. 26, Feb. 9 and Feb. 23

11:00 a.m.	Jay Wright, Villanova
11:08 a.m.	Stan Heath, USF
11:16 a.m.	Bob Huggins, West Virginia
11:24 a.m.	Mike Rice, Rutgers
11:32 a.m.	Oliver Purnell, DePaul
11:40 a.m.	Jamie Dixon, Pittsburgh
11:48 a.m.	Jim Boeheim, Syracuse
11:56 a.m.	John Thompson III, Georgetown

2011-12 BIG EAST Preseason Coaches' Poll

	Pts.
1. Connecticut (7)	209
Syracuse (5)	209
3. Louisville (3)	201
4. Pittsburgh (1)	188
5. Cincinnati	169
6. Marquette	155
7. West Virginia	132
8. Villanova	127
9. NOTRE DAME	114
10. Georgetown	104
11. Rutgers	75
12. St. John's	71
13. Seton Hall	56
14. USF	43
15. Providence	40
16. DePaul	27

First-place votes in parentheses

2011-12 BIG EAST Preseason Awards

PLAYER OF THE YEAR

Ashton Gibbs, Pittsburgh

ROOKIE OF THE YEAR

Andre Drummond, Connecticut

PRESEASON FIRST TEAM

Tim Abromaitis, Notre Dame, F, Gr.

Ashton Gibbs, Pittsburgh, G, Sr.

Jeremy Lamb, Connecticut, G/F, So.

Darius Johnson-Odom, Marquette, G, Sr.

Kris Joseph, Syracuse, F, Sr.

Kevin Jones, West Virginia, F, Sr.

PRESEASON SECOND TEAM

Yancy Gates, Cincinnati, F, Sr.

Alex Oriakhi Connecticut, F/C, Jr.

Peyton Siva, Louisville, G, Jr.

Scoop Jardine, Syracuse, G, Sr.

Maalik Wayns, Villanova, G, Jr.

HONORABLE MENTION

Andre Drummond, Connecticut, C, Fr.

Shabazz Napier, Connecticut, G, So.

Cleveland Melvin, DePaul, F, So.

Jae Crowder, Marquette, F, Sr.

Augustus Gilchrist, USF, F/C, Sr.

National Polls

Associated Press Top 25 (Nov. 21)

- North Carolina
- Kentucky
- Ohio State
- Connecticut**
- Syracuse**
- Duke
- Louisville**
- Memphis
- Baylor
- Florida
- Wisconsin
- Xavier
- Alabama
- Kansas
- Michigan
- 16. Marquette**
- 17. Pittsburgh**
- Vanderbilt
- 19. Gonzaga**
- California
- 21. Missouri**
- Florida State
- Arizona
- Mississippi State
- Texas A&M

ESPN/USA Today Coaches Poll (Nov. 21)

- North Carolina
- Kentucky
- Ohio State
- 4. Connecticut**
- 5. Syracuse**
- Duke
- 7. Louisville**
- Memphis
- Florida
- Baylor
- Wisconsin
- Xavier
- Alabama
- Kansas
- Michigan
- 16. Pittsburgh**
- 17. Marquette**
- California
- 19. Gonzaga**
- Florida State
- 21. Missouri**
- Vanderbilt
- Arizona
- Texas A&M
- Creighton

Bold indicates 2011-12 Irish opponent

2011-12 GAME-BY-GAME STARTING LINEUP

Date	Opponent (Result)	Starting Lineup	# of Times	Record With Lineup
11/12	Mississippi Valley State (W, 80-67)	Atkins-Brooks-Cooley-Grant-Martin ^	1	1-0
11/14	Detroit (W, 59-53)	Atkins-Brooks-Cooley-Grant-Martin	2	2-0
11/16	Sam Houston State (W, 74-41)	Brooks-Cooley-Dragicovich-Grant-Martin ^	1	1-0
11/18	Delaware State (W, 93-69)	Connaughton-Cooley-Dragicovich-Grant-Martin ^	1	1-0
11/21	Missouri (L, 58-87)	Abromaitis-Atkins-Cooley-Grant-Martin ^	1	0-1
11/22	Georgia (L, 57-61)	Abromaitis-Atkins-Cooley-Grant-Martin	2	0-2

^ - Indicates first time that lineup was used

The Irish have used four different starting lineups in the first six games of the season.

ALL ABOUT ABRO

IN THE IRISH RECORD BOOK

Three-Point Field Goals Made

1.	Colin Falls	2003-07	331
2.	Chris Thomas	2001-05	302
3.	Matt Carroll	1999-03	301
4.	Kyle McAlarney	2005-09	298
5.	David Graves	1998-02	259
6.	Ryan Hoover	1992-96	248
7.	Chris Quinn	2002-05	239
8.	Ryan Ayers	2005-09	170
9.	Martin Ingelsby	1997-01	167
10.	Tim Abromaitis	2007-11	160
11.	Ben Hansbrough	2009-11	154
12.	Russell Carter	2003-07	139
13.	Luke Zeller	2005-09	107
14.	Tory Jackson	2006-10	103
15.	Pat Garrity	1994-98	100
16.	Antoni Wyché	1995-99	93
17.	Elmer Bennett	1988-92	91
18.	Jordan Cornette	2001-05	74
19.	Joe Fredrick	1986-90	73
20.	Rob Kurz	2004-08	72

Three-Point Field Goals Attempted

1.	Chris Thomas	2001-05	833
2.	Colin Falls	2003-07	826
3.	Matt Carroll	2002-03	762
4.	Kyle McAlarney	2005-09	687
5.	Ryan Hoover	1992-96	680
6.	David Graves	1998-02	630
7.	Chris Quinn	2002-06	573
8.	Ryan Ayers	2005-09	401
9.	Martin Ingelsby	1997-01	394
10.	Tim Abromaitis	2007-11	390
11.	Ben Hansbrough	2009-11	362
12.	Russell Carter	2003-07	342
13.	Antoni Wyché	1995-99	333
14.	Tory Jackson	2006-10	320
15.	Luke Zeller	2005-09	297
16.	Pat Garrity	1994-98	279
17.	Elmer Bennett	1988-92	259
18.	Jordan Cornette	2001-05	245
19.	Troy Murphy	1998-01	191
20.	Pete Miller	1993-97	190

Three-Point Field Goal Percentage

(Min. 120 Attempted)

1.	Joe Fredrick	1986-90	.490
2.	Kyle McAlarney	2005-09	.434
3.	Ben Hansbrough	2009-11	.425
4.	Ryan Ayers	2005-09	.424
	Martin Ingelsby	1997-01	.424
6.	Chris Quinn	2002-06	.417
7.	David Graves	1998-02	.411
8.	Tim Abromaitis	2007-11	.410
9.	Rob Kurz	2004-08	.409
10.	David Rivers	1984-88	.406
	Russell Carter	2003-07	.406
12.	Colin Falls	2003-07	.401
13.	Keith Friel	1996-98	.397
14.	Matt Carroll	1999-03	.395
15.	Jamere Jackson	1987-90	.380
	Jonathan Peoples	2006-10	.377
17.	Kevin Ellery	1988-91	.372
18.	Carl Cozen	1991-94	.370
19.	Ryan Hoover	1993-96	.365
20.	Chris Thomas	2001-05	.363



- 2011-12 Preseason All-BIG EAST First Team
- John R. Wooden Award Preseason Top 50 List (2011-12)
- Naismith Trophy Preseason Watch List (2011-12)
- Lowe's Senior CLASS Award Candidate (2011-12)
- Capital One First Team Academic All-American (2011)
- *ESPN The Magazine* First Team Academic All-American (2010)
- BIG EAST Scholar Athlete of the Year (2010 & 2011)
- BIG EAST Sports Excellence Award (2010 & 2011)
- Third Team All-BIG EAST (2011)
- BIG EAST Honorable Mention (2010)
- Four-Time BIG EAST Weekly Honor Roll Selection
- Four-Time BIG EAST Academic All-Star
- Notre Dame Club of St. Joseph Valley Rockne Student-Athlete Award (2010 & 2011)
- Notre Dame Co-Most Improved Player Award (2010)
- Team Captain (2010-11, 2011-12)
- Old Spice Classic MVP (2010)
- Graduate of Notre Dame's Mendoza College of Business
 - Bachelor's Degree in Finance (2010) - 3.73 GPA
 - MBA (2011)
- 2011 World University Games Participant
 - Started three games and averaged 6.4 ppg and 4.3 rpg.
 - Team USA posted a 7-1 record (fifth-place finish)

HOME SWEET HOME

Home Winning Percentage Leaders Since the Beginning of 2006-07 Season (five-plus seasons) (as of games played on Nov. 24)

	Team	Wins	Losses	Percentage
1.	Utah State	83	2	97.65
2.	Kansas	90	4	95.74
3.	BYU	78	4	95.12
4.	Xavier	76	4	95.00
5.	Pittsburgh	90	6	93.75
6.	NOTRE DAME	88	6	93.62
7.	Wisconsin	84	6	93.33
8.	Duke	83	6	93.26
9.	Memphis	93	7	93.00
10.	Ohio State	92	8	92.00
11.	Purdue	80	7	91.95
12.	Michigan State	77	8	90.59
13.	Butler	72	8	90.00
14.	Texas	78	9	89.66
15.	North Carolina	75	9	89.29
16.	San Diego State	74	9	89.16
17.	Missouri	82	11	88.17
18.	South Dakota	67	9	88.16
19.	Kent State	68	10	87.18
20.	Creighton	80	12	86.96
	Dayton	80	12	86.96
22.	Oklahoma State	72	11	86.75
23.	Old Dominion	73	12	85.88
24.	Belmont	55	9	85.94

- Notre Dame currently has a 23-game home win streak.
- The Fighting Irish concluded their 2010-11 home slate with a perfect 17-0 mark. It's the third undefeated season at Purcell Pavilion at the Joyce Center in the last five years and the fifth overall for Notre Dame since the building opened at the start of the 1968-69 campaign. The other perfect home seasons occurred in: 1973-74 (15-0), 1985-86 (15-0), 2006-07 (18-0) and 2007-08 (17-0).
- Notre Dame is the only BIG EAST team that did not lose at home in 2010-11.
- Over the course of the last five seasons, Notre Dame is the only school nationally to go undefeated at home in three seasons (Duke and Kansas have done it twice), while its 88-6 record at home for a .936 winning percentage is the sixth best among NCAA Division I schools. The Irish also own the best record among all BIG EAST teams in regular-season conference home games over the same time span with a sterling 39-5 record for an .886 winning percentage.

BIG EAST Home Records in League Play Since the Beginning of 2006-07 Season (five-plus seasons)

	Team	Wins	Losses	Percentage
1.	NOTRE DAME	39	5	88.64
2.	Louisville	38	6	86.36
	Pittsburgh	38	6	86.36
4.	West Virginia	34	10	77.27
5.	Connecticut	33	11	75.00
6.	Syracuse	32	12	72.73
	Marquette	32	12	72.73
8.	Georgetown	31	13	70.45
9.	Villanova	30	14	68.18
10.	St. John's	24	20	54.55
11.	Cincinnati	23	21	52.27
12.	Seton Hall	22	22	50.00
	Providence	22	22	50.00
14.	USF	16	28	36.36
15.	Rutgers	12	32	27.27
16.	DePaul	11	33	25.00

IRISH ENJOYING SUCCESSFUL RUN IN LEAGUE PLAY

BIG EAST Records Since the Beginning of 2006-07 Season (five-plus seasons)

(as of games played on Nov. 24)

	Overall				BIG EAST				
	Wins	Losses	Percentage		Wins	Losses	Percentage		
1.	Pittsburgh	143	39	.786	1.	Pittsburgh	65	23	.739
2.	Syracuse	135	48	.738		Louisville	65	23	.739
3.	Louisville	131	48	.732	3.	NOTRE DAME	57	31	.648
4.	West Virginia	131	52	.716		Syracuse	57	31	.648
5.	Connecticut	127	53	.706	5.	Georgetown	55	33	.625
6.	NOTRE DAME	124	52	.705	6.	West Virginia	54	34	.614
	Georgetown	122	51	.705	7.	Villanova	53	35	.602
	Villanova	124	52	.705		Marquette	53	35	.602
9.	Marquette	123	56	.687	9.	Connecticut	50	38	.568
10.	Cincinnati	90	78	.536	10.	St. John's	36	42	.462
11.	Seton Hall	83	78	.516	11.	Cincinnati	36	52	.409
12.	Providence	83	79	.512	12.	Seton Hall	34	54	.386
13.	St. John's	85	82	.509	13.	Providence	32	56	.364
14.	USF	67	97	.409	14.	USF	22	66	.250
15.	Rutgers	65	97	.401	15.	Rutgers	18	70	.205
16.	DePaul	57	105	.352	16.	DePaul	17	71	.193

Last Notre Dame Win/Loss Versus Ranked Opponent in Associated Press Poll

	Date	Opponent (Location)	Score				
Win vs. #1	2-1-87	North Carolina (H)	60-58	Win vs. #20	1-15-98	West Virginia (A)	74-72
Loss vs. #1	11-26-08	(8) North Carolina (LC)!	87-102	Loss vs. #20	1-12-09	(12) Louisville (A)	73-87
Win vs. #2	1-24-11	(15) Pittsburgh (A)	56-51	Win vs. #21	1-9-07	(22) West Virginia (H)	61-58
Loss vs. #2	2-28-09	Connecticut (A)	65-72	Loss vs. #21	11-21-11	Missouri (KC)	58-87
Win vs. #3	3-3-90	Missouri (H)	98-67	Win vs. #22	12-7-05	Alabama (A)	78-71
Loss vs. #3	1-27-10	Villanova (A)	90-72	Loss vs. #22	3-16-07	Winthrop (SA)\$	64-74
Win vs. #4	12-7-06	Alabama (H)	99-85	Win vs. #23	12-3-06	Maryland (VC)@	81-74
Loss vs. #4	2-7-04	Pittsburgh (H)	58-66	Loss vs. #23	3-8-06	Georgetown (MSG)*	63-67
Win vs. #5	2-12-09	Louisville (H)	90-57	Win vs. #24	NA		
Loss vs. #5	1-1-11	(15) Syracuse (A)	58-70	Loss vs. #24	3-5-05	Pittsburgh (H)	77-85
Win vs. #6	11-25-08	(8) Texas (LC)!	81-80	Win vs. #25	3-10-11	(4) Cincinnati (MSG)*	89-51
Loss vs. #6	1-6-03	(5) Pittsburgh (A)	55-72	Loss vs. #25	3-13-08	Marquette (MSG)*	79-89
Win vs. #7	2-2-82	San Francisco (H)	75-66	<i>Event/Location Notes</i>			
Loss vs. #7	3-12-10	West Virginia (MSG)*	51-53	\$ - NCAA Tournament			
Win vs. #8	1-4-11	(14) Connecticut (H)	73-70	* - BIG EAST Tournament			
Loss vs. #8	1-17-09	(12) Syracuse (A)	74-93	! - Maui Invitational			
Win vs. #9	12-29-10	(15) Georgetown (H)	69-55	^ - SEC/BIG EAST Invitational			
Loss vs. #9	3-9-07	(20) Georgetown (MSG)*	82-84	@ - BB&T Classic			
Win vs. #10	2-21-01	(18) Boston College (H)	76-75	(H) - Home			
Loss vs. #10	1-2-10	Connecticut (A)	70-82	(A) - Away			
Win vs. #11	2-27-10	Georgetown (A)	78-64	(LC) - Lahaina Civic Center (Maui)			
Loss vs. #11	3-2-09	Villanova (H)	60-77	(MCI) - MCI Center (Washington, D.C.)			
Win vs. #12	2-24-10	Pittsburgh (H)	68-53	(MSG) - Madison Square Garden (New York, N.Y.)			
Loss vs. #12	3-4-03	Syracuse (A)	88-92	(KC) - Kansas City, Mo.			
Win vs. #13	12-2-02	Marquette (H)	92-71	(D) - Dayton, Ohio			
Loss vs. #13	2-28-08	(17) Louisville (A)	85-90	(BFC) - Big Four Classic (Indianapolis, Ind.)			
Win vs. #14	12-5-87	Louisville (BFC)	69-54	(FH) - Freedom Hall (Louisville, Ky.)			
Loss vs. #14	3-11-11	(4) Louisville (MSG)* (ot)	77-83	(PC) - Pepsi Center (Denver, Colo.)			
Win vs. #15	1-21-98	Syracuse (H)	83-63	(SA) - Spokane Arena (Spokane, Wash.)			
Loss vs. #15	2-7-09	UCLA (A)	63-89	(VC) - Verizon Center (Washington, D.C.)			
Win vs. #16	3-5-11	(8) Connecticut (A)	70-67	<i>Note - Number before opponent indicates Notre Dame's AP ranking at the time of the game</i>			
Loss vs. #16	1-18-03	(10) Kentucky (A)	73-88	<i>Bold italics</i> indicates result from this season			
Win vs. #17	3-7-70	(15) Ohio U. (D)\$	112-82				
Loss vs. #17	12-8-10	(23) Kentucky (FH)^	58-72				
Win vs. #18	1-26-08	Villanova (A)	90-80				
Loss vs. #18	2-12-05	Pittsburgh (A)	66-68				
Win vs. #19	2-28-11	(8) Villanova (H)	93-72				
Loss vs. #19	3-8-02	Connecticut (MSG)*	77-82				

THE MIKE BREY FILE

2011 AP, Basketball Times & Henry Iba Coach of the Year

2007, 2008 & 2011 BIG EAST Coach of the Year

Third Longest Tenured Coach in BIG EAST

Record at Notre Dame: 242-122 (.665)

Overall Record: 341-174 (.662)

WHAT HIS TEAMS HAVE DONE:

9 NCAA Tournament Appearances

14 Total Postseason Appearances (5 NIT)

3 BIG EAST Players of the Year

(Troy Murphy '01 / Luke Harangody '08 / Ben Hansbrough '11)

10 First-Team All-BIG EAST Honorees



IRISH UNDER MIKE BREY:

IN OVERTIME GAMES: 7-8

at Georgetown (2/9/02)	W	116-111 (4 OT)
at Boston College (1/25/03)	W	101-96
vs. Georgetown (2/1/03)	W	93-92 (2OT)
at Pittsburgh (1/4/06)	L	97-100 (2OT)
vs. Georgetown (1/24/06)	L	82-85 (2OT)
at Louisville (2/4/06)	L	86-89
at Connecticut (2/21/06)	L	74-75
at Michigan (3/20/06)	L	84-87 (2OT)
vs. Providence (1/31/08)	W	81-74
at Louisville (1/12/09)	L	73-87
at Louisville (2/17/10)	L	89-91 (2OT)
at Marquette (3/6/10)	W	63-60
vs. Georgia (11/25/10)	W	89-83 (2OT)
vs. Louisville (2/9/11)	W	89-79
vs. Louisville (3/11/11)	L	77-83

IN GAMES DECIDED BY...

1 point.....	12-11
2 points.....	6-11
3 points.....	16-16
4 points.....	4-7
5 points.....	7-7
6 points.....	12-6
7 points.....	17-7
8 points.....	6-10
9 points.....	7-4
10 points.....	13-6
11-15 points.....	49-24
16-20 points.....	27-9
21-30 points.....	30-4
31-40 points.....	26-0
41-50 points.....	10-0
50+points.....	0-0
Total.....	242-122

ON THE ROAD...

	Away	Neutral	Overall
2011-12	0-0	0-2	0-2
2010-11	5-4	5-3	10-7
2009-10	3-6	3-3	6-9
2008-09	3-8	3-4	6-12
2007-08	5-4	3-4	8-8
2006-07	3-5	3-3	6-8
2005-06	4-7	0-2	4-9
2004-05	4-6	0-1	4-7
2003-04	6-5	2-1	8-6
2002-03	4-5	6-3	10-8
2001-02	8-4	5-3	13-7
2000-01	6-4	2-2	8-6
Totals	51-58	32-31	83-89
	(.468)	(.508)	(.483)

VS. RANKED OPPONENTS:

2011-12.....	0-0
2010-11.....	8-3
2009-10.....	4-4
2008-09.....	3-9
2007-08.....	2-6
2006-07.....	4-2
2005-06.....	1-7
2004-05.....	2-5
2003-04.....	2-8
2002-03.....	5-6
2001-02.....	3-6
2000-01.....	4-3
Totals.....	38-59
	(.392)

NOTRE DAME SEASON-BY-SEASON UNDER BREY:

	Overall	BIG EAST (regular season)
2000-01	20-10	11-5 (1st place-West Division)
2001-02	22-11	10-6 (2nd place-West Division)
2002-03	24-10	10-6 (t-3rd place-West Division)
2003-04	19-13	9-7 (7th place)
2004-05	17-12	9-7 (6th place)
2005-06	16-14	6-10 (t-11th place)
2006-07	24-8	11-5 (4th place)
2007-08	25-8	14-4 (t-2nd place)
2008-09	21-15	8-10 (t-9th place)
2009-10	23-12	10-8 (t-7th place)
2010-11	27-7	14-4 (2nd place)
2011-12	4-2	0-0
	242-122 (.665)	112-72 (.609)

MIKE BREY IN THE BIG EAST RANKINGS:

BIG EAST Coaching Percentage

Regular Season and BIG EAST Tournament

	W-L	Pct.	Yrs.	Tour.	Pct.
1. Jamie Dixon, Pittsburgh	109-45	.708	8	11-7	.611
2. John Thompson, Georgetown	231-123	.653	20	33-13	.717
3. Steve Lavin, St. John's	13-7	.650	1	1-1	.500
4. Jim Boeheim, Syracuse	384-211	.645	32	46-27	.630
5. Jim Calhoun, Connecticut	303-172	.638	25	33-18	.647
6. Lou Carnesecca, St. John's	139-80	.635	13	12-11	.522
7. Bob Huggins, West Virginia	52-30	.634	4	7-3	.700
8. Rick Pitino, Providence/Louisville	95-55	.633	8	7-7	.500
9. John Thompson III, Georgetown	84-53	.613	7	11-6	.647
9. Mike Jarvis, St. John's	57-36	.613	5	7-4	.636
11. Tom Crean, Marquette	34-22	.607	3	3-3	.500
12. Buzz Williams, Marquette	37-25	.597	3	5-3	.625
12. Ben Howland, Pittsburgh	43-29	.597	4	8-3	.727
14. Mike Brey, Notre Dame	119-83	.589	11	7-11	.388
15. Jay Wright, Villanova	107-79	.576	10	8-10	.444

BIG EAST Coaching Wins

Regular Season and BIG EAST Tournament

	W-L	Pct.	Yrs.	Tour.	Pct.
1. Jim Boeheim, Syracuse	384-211	.645	32	46-27	.630
2. Jim Calhoun, Connecticut	303-172	.638	25	33-18	.647
3. John Thompson, Georgetown	231-123	.653	20	33-13	.717
4. Lou Carnesecca, St. John's	139-80	.635	13	12-11	.522
5. Rollie Massimino, Villanova	123-92	.572	12	13-12	.520
6. Mike Brey, Notre Dame	119-83	.589	11	7-11	.388
7. Jamie Dixon, Pittsburgh	109-45	.708	8	11-7	.611
8. Jay Wright, Villanova	107-79	.576	10	8-10	.444
9. Steve Lappas, Villanova	97-79	.551	9	10-8	.556
10. Rick Pitino, Providence/Louisville	95-55	.633	8	7-7	.500

Bold indicates active BIG EAST head coach

Notre Dame Highs and Lows Under Mike Brey

Notre Dame – Team Game Highs (1st Half)

Points 62 vs. Loyola-Chicago (11/22/00)
 62 vs. Georgia Southern (11/12/10)*
 Field Goals Made 24 vs. IPFW (11/10/06)*
 24 vs. Syracuse (1/30/07)
 Field Goals Attempted 43 vs. New Hampshire (11/16/01)*
 43 vs. Syracuse (1/30/07)
 Field Goal Percentage 75.0% (18-24) vs. West Virginia (1/9/10)*
 3 PT Field Goals Made 14 vs. South Dakota (12/2/08)*
 3 PT Field Goals Attempted 23 vs. South Dakota (12/2/08)*
 3 PT Field Goals Percentage ..85.7% (6-7) vs. West Virginia (1/9/10)*
 Free Throws Made 18 vs. Liberty (11/22/09)*
 18 vs. Maine (11/22/10)*
 Free Throws Attempted 24 vs. Liberty (11/22/09)*
 Free Throw Percentage..... 100.0% on 18 occasions
 Total Rebounds..... 32 vs. Chicago State (11/17/10)*
 Offensive Rebounds 15 vs. Savannah State (12/2/08)*
 Defensive Rebounds 24 vs. Northern Illinois (12/8/07)*
 Assists..... 19 vs. Canisius (12/19/00)*
 Steals..... 12 vs. New Hampshire (11/16/01)*
 Blocked Shots..... 13 vs. Belmont (11/17/02)*
 Turnovers..... 14 vs. Monmouth (11/16/07)
 14 vs. St. John's (1/16/11)
 Fouls..... 13 vs. St. John's (1/16/11)

Notre Dame – Team Game Highs (2nd Half)

Points 68 vs. Georgetown (4OT) (2/9/02)
 Field Goals Made 24 vs. Pittsburgh (1/4/06)
 Field Goals Attempted 63 vs. Georgetown (4OT) (2/9/02)
 Field Goal Percentage..... 72.0% vs. Lafayette (11/14/06)
 3 PT Field Goals Made 11 vs. St. John's (3/6/04)
 11 vs. North Carolina (11/26/08)
 3 PT Field Goals Attempted 24 vs. Pittsburgh (1/4/06)
 3 PT Field Goals Percentage . 75.0% (6-8) vs. Connecticut (2/21/05)
 Free Throws Made 27 vs. Seton Hall (2/18/06)
 Free Throws Attempted 32 vs. California (11/26/10)
 Free Throw Percentage..... 100.0% on six occasions
 Total Rebounds..... 34 vs. Seton Hall (1/8/01)
 Offensive Rebounds 15 vs. Army (12/19/04)*
 Defensive Rebounds 25 vs. Sacred Heart (11/18/00)*
 Assists..... 16 vs. Army (12/19/04)*
 16 vs. Maine (11/22/10)*
 Steals..... 14 vs. New Hampshire (11/16/01)*
 Blocked Shots 6 vs. Belmont (11/17/02)*
 6 vs. IUPUI (12/9/09)*
 Turnovers..... 13 vs. Niagara (12/21/05)*
 13 vs. Marquette (1/12/08)
 Fouls..... 26 vs. Pittsburgh (1/4/06)

Notre Dame – Team Game Highs (Total)

Points 116 vs. Georgetown (4OT) (2/9/02)
 Field Goals Made 42 vs. Canisius (12/19/00)*
 Field Goals Attempted 94 vs. Georgetown (4OT) (2/9/02)
 Field Goal Percentage..... 66.7% (34-51) vs. Pittsburgh (1/30/02)*
 3 PT Field Goals Made 20 vs. Villanova (2/28/11)*#
 3 PT Field Goals Attempted 44 vs. Canisius (12/22/00)
 3 PT Field Goals Percentage 72.7% (16-22) vs. Loyola Chicago
 (11/22/00)*#
 Free Throws Made 33 vs. Seton Hall (2/18/06)
 Free Throws Attempted 45 vs. Columbia (12/23/05)*
 Free Throw Percentage..... 100% (5-5) vs. Illinois (3/22/03)
 100% (19-19) vs. Villanova (1/8/05)*#
 Total Rebounds..... 64 vs. Georgetown (4OT) (2/9/02)
 Offensive Rebounds 24 vs. Seton Hall (1/8/01)
 Defensive Rebounds 41 vs. Northern Illinois (12/8/07)*
 Assists..... 32 vs. Canisius (12/19/00)*#
 Steals..... 26 vs. New Hampshire (11/16/01)*#
 Blocked Shots 19 vs. Belmont (12/17/02)*#
 Turnovers..... 24 vs. Marquette (1/12/08)
 Fouls..... 32 vs. Pittsburgh (1/4/06)

Notre Dame – Team Game Lows (1st Half)

Points 17 vs. Connecticut (3/3/10)*
 Field Goals Made 4 vs. St. John's (1/16/11)
 Field Goals Attempted 14 vs. St. John's (1/16/11)
 Field Goal Percentage..... 18.8% (6-32) vs. Connecticut (2/21/04)
 3 PT Field Goals Made 0 vs. West Virginia (1/7/04)
 0 vs. California (11/26/10)
 3 PT Field Goals Attempted 4 vs. St. Louis (11/28/09)
 3 PT Field Goals Percentage 0.0% on three occasions
 Free Throws Made 0 on ten occasions
 Free Throws Attempted 0 on seven occasions
 Free Throw Percentage..... 0.0% on ten occasions
 Total Rebounds..... 9 vs. UCF (12/6/09)*
 9 vs. Pittsburgh (3/11/10)
 Offensive Rebounds 0 vs. West Virginia (1/9/10)*
 Defensive Rebounds 6 vs. Louisville (2/17/10)
 Assists..... 1 vs. Villanova (1/27/07)*
 Steals..... 0 on eight occasions
 Blocked Shots..... 0 on 34 occasions
 Turnovers..... 0 vs. DePaul (1/23/10)*
 Fouls..... 0 vs. Samford (12/30/04)*

Notre Dame – Team Game Lows (2nd Half)

Points 18 vs. Pittsburgh (3/11/10)
 Field Goals Made 5 vs. West Virginia (1/9/10)*
 5 vs. Pittsburgh (3/11/10)
 Field Goals Attempted 13 vs. Pittsburgh (3/11/10)
 Field Goal Percentage..... 21.4% (6-28) vs. Harvard (11/19/04)*
 3 PT Field Goals Made 0 on four occasions
 3 PT Field Goals Attempted 2 vs. Rutgers (2/6/11)*
 3 PT Field Goals Percentage ... 0.0% (0-6) vs. Providence (1/31/08)*
 0.0% (0-2) vs. Rutgers (2/6/11)*
 Free Throws Made 0 vs. Pittsburgh (1/12/04)
 0 vs. Indiana (11/24/08)
 0 vs. Old Dominion (3/18/10)
 Free Throws Attempted 0 vs. Indiana (11/24/08)
 0 vs. Old Dominion (3/18/10)
 Free Throw Percentage..... 0.0% on four occasions
 Total Rebounds..... 7 vs. Rutgers (3/1/03)
 Offensive Rebounds 2 on five occasions
 Defensive Rebounds 4 vs. Rutgers (3/1/03)
 Assists..... 0 vs. Harvard (11/19/04)
 Steals..... 0 on 12 occasions
 Blocked Shots 0 on 30 occasions
 Turnovers..... 0 vs. West Virginia (3/10/04)
 0 vs. Cincinnati (3/10/11)
 Fouls..... 3 on three occasions

Notre Dame – Team Game Lows (Total)

Points 41 vs. Washington State (3/22/08)
 Field Goals Made 13 vs. Rutgers (3/1/03)
 13 vs. Washington State (3/22/08)
 Field Goals Attempted 34 vs. Pittsburgh (3/11/10)
 Field Goal Percentage 24.5% (13-53) vs. Washington State (3/22/08)
 3 PT Field Goals Made 1 vs. Pittsburgh (2/3/01)
 1 vs. California (11/26/10)
 3 PT Field Goals Attempted 8 vs. Pittsburgh (2/3/01)
 3 PT Field Goals Percentage 5.0% (1-20) vs. California (11/26/10)
 Free Throws Made 1 vs. Connecticut (2/28/09)
 Free Throws Attempted 3 vs. Old Dominion (3/18/10)
 Free Throw Percentage..... 20.0% (1-5) vs. Connecticut (2/28/09)
 Total Rebounds..... 21 vs. Rutgers (3/1/03)
 Offensive Rebounds 3 vs. DePaul (12/14/02)*
 3 vs. Sam Houston State (11/16/11)*
 Defensive Rebounds 14 vs. DePaul (12/11/04)*
 Assists..... 6 vs. Mississippi (3/18/01)
 Steals..... 1 on five occasions
 Blocked Shots 0 on seven occasions
 Turnovers..... 2 vs. DePaul (1/23/10)*
 Fouls..... 6 on three occasions

* Indicates game played at the Purcell Pavilion, Notre Dame, Ind.
 # Indicates school record

Opponent Highs and Lows Under Mike Brey

Opponent – Team Game Highs (1st Half)

Points	53, Arizona (3/27/03)
Field Goals Made	23, Arizona (3/27/03)
Field Goals Attempted	44, Georgetown (3/4/01)*
Field Goal Percentage	63.3% (19-30), Missouri (11/21/11)
3 PT Field Goals Made	9, Syracuse (1/11/06)*
	9, Lehigh (11/27/06)*
3 PT Field Goals Attempted	19, Syracuse (1/11/06)*
3 PT Field Goal Percentage	81.8% (9-11), Lehigh (11/26/06)*
Free Throws Made	14, Sacred Heart (11/18/00)*
Free Throws Attempted	19, Sacred Heart (11/18/00)*
Free Throw Percentage	100.0%, on 24 occasions
Total Rebounds	33, Connecticut (2/21/04)
Offensive Rebounds	16, Northern Illinois (11/24/03)*
Defensive Rebounds	21, on six occasions
Assists	15, Seton Hall (2/11/10)
Steals	9, Miami (Fla.) (2/23/02)
	9, Marquette (1/12/08)
Blocked Shots	10, Connecticut (2/21/04)
Turnovers	16, Loyola (Chicago) (11/22/00)*
Fouls	16, on four occasions

Opponent – Team Game Highs (2nd Half)

Points	68, Georgetown (4 OT) (2/9/02)
Field Goals Made	21, Syracuse (2/24/08)*
Field Goals Attempted	49, Syracuse (2/24/08)*
Field Goal Percentage	68.2% (15-22), American (12/21/03)*
3 PT Field Goals Made	9, on three occasions
3 PT Field Goals Attempted	22, Tennessee Tech (12/17/00)*
3 PT Field Goal Percentage	100.0% (3-3), Seton Hall (2/5/03)
Free Throws Made	24, Pittsburgh (2 OT) (1/4/06)
Free Throws Attempted	39, Pittsburgh (2 OT) (1/4/06)
Free Throw Percentage	100.0% on eight occasions
Total Rebounds	38, Georgetown (4 OT) (2/9/02)
Offensive Rebounds	16, Syracuse (2/24/08)*
Defensive Rebounds	27, Georgetown (4 OT) (2/9/02)
Assists	19, Pittsburgh (2 OT) (1/4/06)
Steals	9, on two occasions
Blocked Shots	11, Georgetown (4 OT) (2/9/02)
Turnovers	15, New Hampshire (11/16/01)*
Fouls	20, Seton Hall (2/18/06)
	20, Rutgers (2/6/11)

Opponent – Team Game Highs (Total)

Points	111, Georgetown (4 OT) (2/9/02)
Field Goals Made	41, Syracuse (3/4/03)*
Field Goals Attempted	82, Syracuse (2/24/08)*
Field Goal Percentage	63.0% (29-46), American (12/21/03)*
3 PT Field Goals Made	14, Texas (12/7/02)
	14, Lehigh (11/27/06)*
3 PT Field Goals Attempted	37, West Virginia (1/9/10)*
3 PT Field Goal Percentage	73.7% (14-19), Lehigh (11/27/06)*
Free Throws Made	35, Louisville (2OT) (2/17/10)
Free Throws Attempted	46, Pittsburgh (2 OT) (1/4/06)
Free Throw Percentage (min. 8 att.)	100%, on three occasions
Total Rebounds	59, Connecticut (2/21/04)
Offensive Rebounds	27, Loyola (Chicago) (11/22/00)*
Defensive Rebounds	42, Connecticut (1/24/09)*
Assists	30, Pittsburgh (2 OT) (1/4/06)
Steals	13, Niagara (12/21/05)*
Blocked Shots	19, Connecticut (OT) (2/21/06)
Turnovers	30, New Hampshire (11/16/01)*
Fouls	31, Columbia (12/23/05)*

Opponent – Team Game Lows (1st Half)

Points	5, California (11/26/10)
Field Goals Made	2, California (11/26/10)
Field Goals Attempted	18, Georgetown (2/27/10)
Field Goal Percentage	8.0% (2-25), California (11/26/10)
3 PT Field Goals Made	0, on 12 occasions
3 PT Field Goals Attempted	2, Georgetown (2/9/02)
3 PT Field Goal Percentage	0.0%, on 12 occasions
Free Throws Made	0, on 30 occasions
Free Throws Attempted	0, on 16 occasions
Free Throw Percentage	0.0%, on 30 occasions
Total Rebounds	7, Georgetown (2/27/10)
	7, Maine (11/22/10)*
Offensive Rebounds	0, Lafayette (11/14/06)
Defensive Rebounds	5, on three occasions
Assists	1, California (11/26/10)
Steals	0, on 13 occasions
Blocked Shots	0, on 38 occasions
Turnovers	1, on six occasions
Fouls	1, Pittsburgh (2/12/05)
	1, DePaul (12/31/08)
	1, West Virginia (3/12/10)

Opponent – Team Game Lows (2nd Half)

Points	8, Monmouth (11/16/07)
Field Goals Made	3, Monmouth (11/16/07)
Field Goals Attempted	19, Old Dominion (3/18/10)
Field Goal Percentage	13.0% (3-23), Monmouth (11/16/07)
3 PT Field Goals Made	0, on 12 occasions
3 PT Field Goals Attempted	3, on seven occasions
3 PT Field Goal Percentage	0.0% on 12 occasions
Free Throws Made	0, on three occasions
Free Throws Attempted	1, on three occasions
Free Throw Percentage	0.0%, on three occasions
Total Rebounds	6, Marquette (3/6/10)
Offensive Rebounds	0, Kentucky (3/25/09)*
	0, Marquette (3/6/10)
Defensive Rebounds	3, Virginia Tech (2/22/03)*
	3, Marquette (1/22/11)*
Assists	1, UAB (3/17/09)*
	1, Pittsburgh (3/11/10)
Steals	0, on eight occasions
Blocked Shots	0, on 24 occasions
Turnovers	0, West Virginia (3/10/04)
	0, Pittsburgh (1/31/09)
Fouls	4, on four occasions

Opponent – Team Game Lows (Total)

Points	33, Monmouth (11/16/07)
Field Goals Made	12, Bucknell (11/22/02)*
Field Goals Attempted	35, Rutgers (3/1/03)
Field Goal Percentage	21.1% (12-57), Bucknell (11/22/02)*
3 PT Field Goals Made	1, on five occasions
3 PT Field Goals Attempted	7, Seton Hall (2/5/03)
3 PT Field Goal Percentage	5.9% (1-17), Cincinnati (11/24/00)
Free Throws Made	0, Charleston Southern (11/26/04)*
Free Throws Attempted	0, Charleston Southern (11/26/04)*
Free Throw Percentage	0.0% (0-0), Charleston Southern (11/26/04)*
Total Rebounds	19, Winston-Salem St. (11/29/06)*
Offensive Rebounds	3, Army (12/19/04)*
	3, West Virginia (2/1/06)
Defensive Rebounds	12, Georgetown (2/27/10)
	12, Marquette (1/22/11)*
Assists	5, Bucknell (11/22/02)*
Steals	1, on three occasions
Blocked Shots	0, on 12 occasions
Turnovers	3, Marquette (1/26/09)*
	3, Connecticut (3/5/11)
Fouls	7, Connecticut (1/24/09)*
	7, Connecticut (2/28/09)

* - Indicates games played at Purcell Pavilion (Notre Dame, Ind.)

Notre Dame Highs and Lows in a BIG EAST Game

Notre Dame – BIG EAST Team Game Highs (1st Half)

Points	61 vs. Syracuse (1/30/07)
Field Goals Made	24 vs. Syracuse (1/30/07)
Field Goals Attempted	43 vs. Syracuse (1/30/07)
Field Goal Percentage	75.0% (18-24) vs. West Virginia (1/9/10)*
3 PT Field Goals Made	11, on three occasions
3 PT Field Goals Attempted	22 vs. Pittsburgh (1/31/09)
3 PT Field Goals Percentage	85.7% (6-7) vs. West Virginia (1/9/10)*
Free Throws Made	13 vs. Seton Hall (2/11/10)
Free Throws Attempted	19 vs. Villanova (1/27/10)
Free Throw Percentage	100.0% on 12 occasions
Total Rebounds	29 vs. Connecticut (1/5/08)
Offensive Rebounds	14 vs. Providence (2/19/05)
Defensive Rebounds	23 vs. Louisville (2/12/09)*
Assists	17 vs. West Virginia (1/9/10)*
Steals	7 on four occasions
Blocked Shots	7 vs. Connecticut (2/9/04)* 7 vs. West Virginia (1/19/05)
Turnovers	14 vs. St. John's (1/16/11)
Fouls	13 vs. St. John's (1/16/11)

Notre Dame – BIG EAST Team Game Highs (2nd Half)

Points	68 vs. Georgetown (4OT) (2/9/02)
Field Goals Made	24 vs. Pittsburgh (1/4/06)
Field Goals Attempted	63 vs. Georgetown (4OT) (2/9/02)
Field Goal Percentage	71.4% vs. Georgetown (2/27/10)
3 PT Field Goals Made	11 vs. St. John's (3/6/04)
3 PT Field Goals Attempted	24 vs. Pittsburgh (1/4/06)
3 PT Field Goals Percentage	71.4% (6-8) vs. Connecticut (2/21/05)
Free Throws Made	27 vs. Seton Hall (2/18/06)
Free Throws Attempted	30 vs. Rutgers (2/6/11)*
Free Throw Percentage	100.0% on three occasions
Total Rebounds	34 vs. Seton Hall (1/8/01)
Offensive Rebounds	18 vs. Seton Hall (1/8/01)
Defensive Rebounds	27 vs. Georgetown (3/4/04)*
Assists	14 vs. Cincinnati (1/15/08)*
Steals	6 vs. Villanova (1/17/07)
Blocked Shots	5 vs. Georgetown (2/27/10)
Turnovers	13 vs. Marquette (1/12/08)
Fouls	26 vs. Pittsburgh (1/4/06)

Notre Dame – BIG EAST Team Game Highs (Total)

Points	116 vs. Georgetown (4OT) (2/9/02)
Field Goals Made	41 vs. Georgetown (4OT) (2/9/02)
Field Goals Attempted	94 vs. Georgetown (4OT) (2/9/02)
Field Goal Percentage	66.7% (34-51) vs. Pittsburgh (1/30/02)*
3 PT Field Goals Made	20 vs. Villanova (2/28/11)*#
3 PT Field Goals Attempted	36 vs. Pittsburgh (1/4/06)
3 PT Field Goals Percentage	62.5% (20-32) vs. Villanova (2/28/11)*
Free Throws Made	34 vs. Cincinnati (1/15/08)*
Free Throws Attempted	42 vs. Cincinnati (1/15/08)*
Free Throw Percentage	100.0% (19-19) vs. Villanova (1/14/03)*#
Total Rebounds	64 vs. Georgetown (4OT) (2/9/02)
Offensive Rebounds	24 vs. Seton Hall (1/8/01)
Defensive Rebounds	35 vs. Louisville (2/12/09)*
Assists	25 vs. Cincinnati (2/4/10)*
Steals	10 on six occasions
Blocked Shots	9 vs. Connecticut (2/9/04)*
Turnovers	26 vs. Pittsburgh (2/8/00)
Fouls	32 vs. Pittsburgh (1/4/06)

*Indicates game played at the Purcell Pavilion, Notre Dame, Ind.
#Indicates school record

Notre Dame – BIG EAST Team Game Lows (1st Half)

Points	17 vs. Connecticut (3/3/10)*
Field Goals Made	4 vs. St. John's (1/16/11)
Field Goals Attempted	14 vs. St. John's (1/16/11)
Field Goal Percentage	18.8% (6-32) vs. Connecticut (2/21/04)
3 PT Field Goals Made	0 vs. West Virginia (1/7/04)
3 PT Field Goals Attempted	0 vs. Connecticut (1/12/99)
3 PT Field Goals Percentage	5 on three occasions
3 PT Field Goals Percentage	8.3% (1-12) vs. Providence (1/21/03)
Free Throws Made	0 on nine occasions
Free Throws Attempted	0 on seven occasions
Free Throw Percentage	0.0% on nine occasions
Total Rebounds	9 vs. Pittsburgh (3/11/10)
Offensive Rebounds	0 on four occasions
Defensive Rebounds	6 vs. Louisville (2/17/10)
Assists	1 vs. Villanova (1/27/07)*
Steals	0 on seven occasions
Blocked Shots	0 on 20 occasions
Turnovers	0 vs. DePaul (1/23/10)*
Fouls	2 vs. West Virginia (2/18/09) 2 vs. Georgetown (2/27/10)

Notre Dame – BIG EAST Team Game Lows (2nd Half)

Points	18 vs. Pittsburgh (3/11/10)
Field Goals Made	5 vs. West Virginia (1/9/10)*
Field Goals Attempted	5 vs. Pittsburgh (3/11/10)
Field Goal Percentage	26.3% (5-19) vs. West Virginia (1/9/10)*
3 PT Field Goals Made	0 vs. Connecticut (1/12/99)
3 PT Field Goals Attempted	0 vs. Providence (1/31/08)* 0 vs. Rutgers (2/6/11)*
3 PT Field Goals Percentage	0.0% (0-6) vs. Providence (1/31/08)*
Free Throws Made	0 vs. Pittsburgh (1/12/04)
Free Throws Attempted	2 on four occasions
Free Throw Percentage	0.0% (0-2) vs. Pittsburgh (1/12/04)
Total Rebounds	7 vs. Rutgers (3/1/03)
Offensive Rebounds	2 vs. Connecticut (3/3/10)*
Defensive Rebounds	2 vs. St. John's (1/8/11)*
Assists	4 vs. Rutgers (3/1/03)
Steals	2 on three occasions
Blocked Shots	0 on 10 occasions
Turnovers	0 vs. West Virginia (3/10/04)
Fouls	0 vs. Cincinnati (3/10/11) 3 vs. West Virginia (1/7/04)* 3 vs. Pittsburgh (2/24/10)*

Notre Dame – BIG EAST Team Game Lows (Total)

Points	48 vs. Georgetown (1/7/06)
Field Goals Made	13 vs. Rutgers (3/1/03)
Field Goals Attempted	34 vs. Pittsburgh (3/11/10)
Field Goal Percentage	29.7% (19-64) vs. Connecticut (2/21/04)
3 PT Field Goals Made	0 vs. Connecticut (1/12/99)
3 PT Field Goals Attempted	6 vs. Seton Hall (2/6/99)
3 PT Field Goals Percentage	10.5% vs. Rutgers (2/14/02)
Free Throws Made	1 vs. Connecticut (2/28/09)
Free Throws Attempted	4 vs. Pittsburgh (3/8/01)
Free Throw Percentage	20.0% (1-5) vs. Connecticut (2/28/09)
Total Rebounds	21 vs. Rutgers (3/1/03)
Offensive Rebounds	4 on three occasions
Defensive Rebounds	16 vs. Pittsburgh (1/24/11)
Assists	7 vs. Rutgers (3/1/03) 7 vs. Pittsburgh (3/8/01)
Steals	1 vs. Marquette (1/26/09)* 1 vs. Cincinnati (2/4/09)
Blocked Shots	0 on three occasions
Turnovers	2 vs. DePaul (1/23/10)*
Fouls	6 vs. West Virginia (1/7/04)*

*Indicates game played at the Purcell Pavilion, Notre Dame, Ind.
#Indicates school record

The Last Time ...

Notre Dame recorded a ...

30-Point win..... was on 3/10/11 - ND 89, Cincinnati 51 (38 points)
 40-Point win..... was on 12/22/10 - ND 93, UMBC 53 (40 points)*
 50-Point win..... was on 12/28/06 - ND 101, Rider 51 (50 points)
 30-Point loss..... was on 1/7/99 - ND 62, Villanova 93 (31 points)*

Notre Dame shot ...

60% on FGs was on 12/22/09 - 60.7% (37-61) vs. Bucknell (ND 101 - Bucknell 69)*
 65% on FGs was on 1/30/02 - 66.7% (34-51) vs. Pittsburgh (ND 89 - Pittsburgh 76)*
 90% on FTs was on 12/19/10 - 91.7% (11-12) vs. Stony Brook (ND 88 - Stony Brook 62)*

Notre Dame ...

Won 10 games in a row..... was from 11/24/07 thru 1/5/08 (10 straight)
 Won 15 games in a row..... was from 12/31/53 thru 3/9/54 (18 straight)
 Won 20 games in a row..... never
 Lost 5 games in a row..... was from 1/12/09 thru 2/7/09 (7 straight)
 Scored 100 points..... was on 11/17/10 (ND 102 - Chicago State 62)*
 - Scored 100 points on the road was on 2/21/09 (ND 103 - Providence 84)
 - Scored 100 points at a neutral site..... was on 3/12/78 (ND 100 - Houston 77) (NCAA First Round, Tulsa, OK)
 - Scored 100 points and lost..... was on 3/20/71 (ND 106 - Houston 119) (NCAA Regional Semi-finals at Wichita, KS)
 Allowed 100 points was on 11/26/08 vs. North Carolina (ND 87 - North Carolina 102)
 Scored less than 50 points was on 3/22/08 vs. Washington State (ND 41 - Washington State 61)
 Allowed less than 50 points was on 11/16/11 vs. Sam Houston State (ND 74 - Sam Houston State 41)*
 Played an Overtime Game..... was on 3/11/11 (OT) vs. Louisville (ND 77 - Louisville 83)
 - Played in a Multi-Overtime Game..... was on 11/28/10 (2OT) vs. Georgia (ND 89 - Georgia 83)
 Won on a "last second" shot was on 3/19/09 vs. New Mexico (ND 70 - Pittsburgh 68 - Tory Jackson layup at 00:02)*
 Had 5 double figure scorers.... was on 3/11/11 vs. Louisville (OT) (ND 77 - Louisville 83) Scott Martin 21, Tim Abromaitis 16, Ben Hansbrough 13, Ty Nash 13, Carleton Scott 10
 Had 6 double figure scorers.... was on 2/12/11 vs. USF (ND 78 - USF 55) Jack Cooley 18, Carleton Scott 13, Ben Hansbrough 12, Tim Abromaitis 12, Ty Nash 10, Scott Martin 10
 Had 7 double figure scorers never
 Had two double-figure rebounders was on 11/26/10 vs. California (ND 57 - California 44) Carleton Scott 10, Tim Abromaitis 11
 Had two players with double-doubles was on 2/28/11 vs. Villanova (ND 93 - Villanova 72) Ty Nash (11 pts, 11 rebs), Ben Hansbrough (30 pts, 10 assts)*
 Had three players with double-doubles ..was on 11/17/10 vs. Chicago State (ND 102 - Chicago State 62) Tim Abromaitis (21 pts, 10 rebs), Carleton Scott (17 pts, 11 rebs), Tyrone Nash (11 pts, 10 rebs)*
 Had two 30-point scorers was on 2/28/11 vs. Villanova (ND 93 - Villanova 72) Ben Hansbrough - 30, Tim Abromaitis - 30*
 Had two 20-point scorers was on 2/28/11 vs. Villanova (ND 93 - Villanova 72) Ben Hansbrough - 30, Tim Abromaitis - 30*
 Had three 20-point scorers was on 3/8/07 vs. Syracuse (ND 89 - Syracuse 83) Russell Carter 24, Luke Harangody 20, Colin Falls 23
 Made 10 three-point field goals..... was on 11/18/11 vs. Delaware State - 11-23 (47.8%) (ND 93 - Delaware State 69)*
 Made 20 three-point field goals..... was on 2/28/11 vs. Villanova - 20-32 (62.5%) (ND 93 - Villanova 72)*
 Committed 10 turnovers or less was on 11/22/11 - 8 turnovers vs. Georgia (ND 57 - Georgia 61)
 Committed 5 turnovers or less was on 3/10/11 - 5 turnovers vs. Cincinnati (ND 89 - Cincinnati 51)
 Committed 25 turnovers was on 2/8/00 - 26 turnovers vs. Villanova (ND 69 - Villanova 86)
 Forced 25 turnovers was on 11/16/01 - 30 turnovers vs. New Hampshire (ND 95 - New Hampshire 53)

An Irish player had ...

25+ points..... was on 11/12/11 - Eric Atkins (27) vs. Mississippi Valley State (ND 80 - Mississippi Valley State 67)*
 30+ points..... was on 2/28/11 - Ben Hansbrough (30), Tim Abromaitis (30) vs. Villanova (ND 93 - Villanova 72)*
 35+ points..... was on 2/4/10 - Luke Harangody (37) vs. Cincinnati (ND 83 - Cincinnati 65)*
 40+ points..... was on 2/28/08 - Luke Harangody (40) vs. Louisville (ND 85 - Louisville 90)
 50+ points..... never
 15 or more rebounds..... was on 11/18/11 - Jack Cooley (17) vs. Delaware State (ND 93 - Delaware State 69)*
 20 rebounds was on 3/22/08 - Luke Harangody (22) vs. Washington State (ND 41 - Washington State 61)
 a "double-double" was on 11/18/11 - Jack Cooley (11 pts., 17 rebs.) vs. Delaware State (ND 93 - Delaware State 69)*
 a "triple-double"..... was on 11/16/01 - Chris Thomas (24 pts, 11 ast, 11 steals) vs. New Hampshire (ND 99 - New Hampshire 53)*
 20 points and 10 rebounds..... was on 12/22/10 - Tim Abromaitis (21 pts., 11 rebs.) vs. UMBC (ND 93 - UMBC 62)*
 20 points and 20 rebounds..... was on 1/8/01 - Troy Murphy (25 pts, 20 rebs) vs. Seton Hall (ND 76 - Seton Hall 78)
 10 assists was on 2/28/11 - Ben Hansbrough (10) vs. Villanova (ND 93 - Villanova 72)*
 10 blocks..... was on 11/17/02 - Jordan Cornette (11) vs. Belmont (ND 76 - Belmont 48)*#
 10 steals was on 11/16/01 - Chris Thomas (11) vs. New Hampshire (ND 99, New Hampshire 53)*#

An opposing player had ...

25+ points..... was on 11/21/11 - Marcus Denmon (26), Missouri (ND 58 - Missouri 87)
 30+ points..... was on 3/5/11 - Kemba Walker (34), Connecticut (ND 70 - Connecticut 67)
 35+ points..... was on 2/23/11 - Marshon Brooks (52), Providence (ND 94 - Providence 93)
 40+ points..... was on 2/23/11 - Marshon Brooks (52), Providence (ND 94 - Providence 93)
 50+ points..... was on 2/23/11 - Marshon Brooks (52), Providence (ND 94 - Providence 93)
 15 rebounds was on 1/2/10 - Stanley Robinson (16), Connecticut (ND 70 - Connecticut 82)
 20 rebounds was on 1/31/09 - DeJuan Blair (22), Pittsburgh (ND 80 - Pittsburgh 93)
 a "double-double"..... was on 11/14/11 - Chase Simon (13 pts., 11 rebs.), Detroit (ND 59 - Detroit 53)*
 a "triple-double"..... was on 2/21/06 - Marcus Williams (18 pts, 10 rebs, 13 asts) Connecticut (ND 74 - Connecticut 75 - OT)
 20 points and 10 rebounds..... was on 1/2/10 - Stanley Robinson (22 pts., 16 rebs.), Connecticut (ND 70 - Connecticut 82)
 20 points and 20 rebounds..... was on 1/31/09 - DeJuan Blair (23 pts., 22 rebs.), Pittsburgh (ND 80 - Pittsburgh 93)
 10 assists was on 2/11/10 - Eugene Harvey (10), Seton Hall (ND 87 - Seton Hall 90)
 10 blocks..... was on 1/5/08 - Hasheem Thabeet (10), Connecticut (ND 73 - Connecticut 67)*
 10 steals was on 1/29/89 - Mark Macon (11), Temple (ND 64 - Temple 60)*

*indicates Notre Dame home game; #school record; @Purcell Pavilion record

The Last Time in a BIG EAST Game ...

Notre Dame Recorded a ...

30-Point win..... was on 3/10/11 - ND 89, Cincinnati 51 (38 points)
 40-Point win..... never
 50-Point win..... never
 30-Point loss..... was on 1/7/99 - ND 62, Villanova 93 (31 points)

Notre Dame Shot ...

60% on FGs was on 1/6/01 - 60.8% (31-51) vs. Rutgers (ND 87 - Rutgers 80)*
 65% on FGs was on 1/30/02 - 66.7% (34-51) vs. Pittsburgh (ND 89 - Pittsburgh 76)*
 90% on FTs was on 1/30/10 - 90.0% (9-10) vs. Rutgers (ND 73 - Rutgers 74)

Notre Dame ...

Won 5 BIG EAST games in a row..... was from 2/23/11 thru 3/11/11 (5 straight)
 Won 10 BIG EAST games in a row..... never
 Lost 5 BIG EAST games in a row..... was from 1/12/09 thru 2/4/09 - (6 straight)
 Scored 100 points..... was on 2/21/09 (ND 103 - Providence 84)
 - Scored 100 points on the road was on 2/21/09 (ND 103 - Providence 84)
 - Scored 100 points on the neutral site..... never
 - Scored 100 points and lost..... never
 Allowed 100 points was on 1/17/07 vs. Villanova (ND 87 - Villanova 102)
 Scored less than 50 points was on 1/6/07 vs. Georgetown (ND 48 - Georgetown 66)
 Allowed less than 50 points..... was on 2/26/11 vs. Seton Hall (ND 66 - Seton Hall 48)*
 Played an Overtime Game..... was on 3/11/11 (OT) vs. Louisville (ND 77 - Louisville 83)
 - Played in a Multi-Overtime Game was on 2/17/10 (2OT) at Louisville (ND 89 - Louisville 91)
 Won on a "last second" shot was on 2/9/03 vs. Pittsburgh (ND 66 - Pittsburgh 64 - Torin Francis layup at 00:00.6)*
 Had 5 double figure scorers.... was on 3/11/11 vs. Louisville (OT) (ND 77 - Louisville 83) Scott Martin 21, Tim Abromaitis 16, Ben Hansbrough 13, Ty Nash 13, Carleton Scott 10
 Had 6 double figure scorers.... was on 2/12/11 vs. USF (ND 78 - USF 55) Jack Cooley 18, Carleton Scott 13, Ben Hansbrough 12, Tim Abromaitis 12, Ty Nash 10, Scott Martin 10
 Had 7 double figure scorers..... never
 Had two double-figure rebounders was on 1/23/10 vs. DePaul (ND 87 - DePaul 77) Luke Harangody 11, Tyrone Nash 10, Ben Hansbrough 10*
 Had two players with double-doubles was on 2/28/11 vs. Villanova (ND 93 - Villanova 72) Ty Nash (11 pts, 11 rebs), Ben Hansbrough (30 pts, 10 assts)*
 Had three players with double-doubles ... was on 1/23/10 vs. DePaul (ND 87 - DePaul 77) Luke Harangody (24 pts, 11 rebs), Ben Hansbrough (15 pts, 10 rebs), Tyrone Nash (13 pts, 10 rebs)*
 Had four players with double-doubles was on 2/9/02 vs. Georgetown (Notre Dame 116, Georgetown 111 - 4OT) - Matt Carroll (30 pts, 10 rebs, Ryan Humphrey (23 pts, 14 rebs), Chris Thomas (22 pts, 12 assts.), Harold Swanagan (11 pts, 10 reb.)
 Had two 30-point scorers was on 2/28/11 vs. Villanova (ND 93 - Villanova 72) Ben Hansbrough - 30, Tim Abromaitis - 30*
 Had two 20-point scorers was on 2/28/11 vs. Villanova (ND 93 - Villanova 72) Ben Hansbrough - 30, Tim Abromaitis - 30*
 Had three 20-point scorers was on 3/8/07 vs. Syracuse (ND 89 - Syracuse 83) - Russell Carter 24, Luke Harangody 20, Colin Falls 23
 Made 10 three-point field goals was on 2/28/11 vs. Villanova - 20-32 (62.5%) (ND 93 - Villanova 72)*
 Made 20 three-point field goals was on 2/28/11 vs. Villanova - 20-32 (62.5%) (ND 93 - Villanova 72)*
 Committed 10 turnovers or less was on 3/10/11 - 5 turnovers vs. Cincinnati (ND 89 - Cincinnati 51)
 Committed 5 turnovers or less was on 3/10/11 - 5 turnovers vs. Cincinnati (ND 89 - Cincinnati 51)
 Committed 25 turnovers was on 2/8/00 - 26 turnovers vs. Villanova (ND 69 - Villanova 86)
 Forced 25 turnovers..... never

An Irish player had ...

25+ points..... was on 2/28/11 - Ben Hansbrough (30), Tim Abromaitis (30) vs. Villanova (ND 93 - Villanova 72)*
 30+ points..... was on 2/28/11 - Ben Hansbrough (30), Tim Abromaitis (30) vs. Villanova (ND 93 - Villanova 72)*
 35+ points..... was on 2/4/10 - Luke Harangody (37) vs. Cincinnati (ND 83 - Cincinnati 65)*
 40+ points..... was on 2/28/08 - Luke Harangody (40) vs. Louisville (ND 85 - Louisville 90)
 50+ points..... never
 15 or more rebounds was on 2/7/10 - Luke Harangody (15) vs. USF (ND 65 - USF 62)*
 20 rebounds was on 1/8/01 - Troy Murphy (20) vs. Seton Hall (ND 76 - Seton Hall 78)
 a "double-double" was on 2/28/11 - Ben Hansbrough (30 pts., 10 assts.), Ty Nash (11 pts., 11 rebs.) vs. Villanova (ND 93 - Villanova 72)*
 a "triple-double" never
 20 points and 10 rebounds was on 2/4/10 - Luke Harangody (37 pts., 14 rebs.) vs. Cincinnati (ND 83 - Cincinnati 65)*
 20 points and 10 rebounds was on 3/10/10 - Luke Harangody (20 pts., 10 rebs.) vs. Seton Hall (ND 68 - Seton Hall 56)
 10 assists was on 2/28/11 - Ben Hansbrough (10) vs. Villanova (ND 93 - Villanova 72)*
 10 blocks..... never
 10 steals never

An opposing player had ...

25+ points..... was on 3/5/11 - Kemba Walker (34), Connecticut (ND 70 - Providence 67)
 30+ points..... was on 3/5/11 - Kemba Walker (34), Connecticut (ND 70 - Providence 67)
 35+ points..... was on 2/23/11 - Marshon Brooks (52), Providence (ND 94 - Providence 93)
 40+ points..... was on 2/23/11 - Marshon Brooks (52), Providence (ND 94 - Providence 93)
 50+ points..... was on 2/23/11 - Marshon Brooks (52), Providence (ND 94 - Providence 93)
 15 rebounds was on 1/2/10 - Stanley Robinson (16), Connecticut (ND 70 - Connecticut 82)
 20 rebounds was on 1/31/09 - DeJuan Blair (22), Pittsburgh (ND 80 - Pittsburgh 93)
 a "double-double" was on 2/19/11 - Kevin Jones (11 pts., 11 rebs.), West Virginia (ND 58 - West Virginia 72)
 a "triple-double" was on 2/21/06 - Marcus Williams (18 pts, 10 rebs, 13 asts), Connecticut (ND 74 - Connecticut 75 - OT)
 20 points and 10 rebounds was on 1/2/10 - Stanley Robinson (22 pts., 16 rebs.), Connecticut (ND 70 - Connecticut 82)
 20 points and 20 rebounds was on 1/31/09 - DeJuan Blair (23 pts., 22 rebs.), Pittsburgh (ND 80 - Pittsburgh 93)
 10 assists was on 2/11/10 - Eugene Harvey (10), Seton Hall (ND 87 - Seton Hall 90)
 10 blocks was on 1/5/08 - Hasheem Thabeet (10), Connecticut (ND 73 - Connecticut 67)*
 10 steals never

Note: Notre Dame began playing as a member of the BIG EAST Conference in 1995-96.

* indicates Notre Dame home game; @ indicates Purcell Pavilion record; # indicates school record



0 Eric Atkins

Sophomore • Guard
6-1 • 182
Columbia, Md. • Mount Saint Joseph

Career Games With:

Double Figure Points	10
20-Plus Points	1
30-Plus Points	N/A
10-Plus Rebounds	N/A
10-Plus Assists	N/A
Double-Double	N/A

Season and Career Bests

Points		FG's	
Season	27 (vs. MVSU 11/12/11)	Season	6 (vs. MVSU 11/12/11)
Career	27 (vs. MVSU 11/12/11)	Career	6 (vs. MVSU 11/12/11)
Rebounds		3PT FG's	
Season	4 (vs. MVSU 11/12/11)	Season	3 (vs. MVSU 11/12/11)
Career	7 (vs. Gonzaga 12/11/10)	Career	3 (vs. MVSU 11/12/11)
Assists		FT's	
Season	6 (vs. MVSU 11/12/11)	Season	12 (vs. MVSU 11/12/11)
Career	7 (on two occasions)	Career	12 (vs. MVSU 11/12/11)
Steals		Minutes	
Season	2 (vs. Georgia 11/22/11)	Season	39 (vs. Detroit 11/14/11)
Career	3 (on two occasions)	Career	39 (on three occasions)
Blocks			
Season	--		
Career	1 (vs. Maine 11/22/10)		

2011-12 Honors, Awards & Accomplishments

- Set career highs in points (27), FG's (6), 3FG's (3) and FT's (12) in opener against Mississippi Valley State (11/12/11)
- Missed Sam Houston State (11/16/11) and Delaware State (11/18/11) games with illness, the first missed games of Irish career

Game-By-Game Stats

	Start	FG-A	3P-A	FT-A	Reb	PF	TP	A	TO	BK	S	Min
Mississippi Valley State	*	6-7	3-3	12-12	4	3	27	6	4	0	1	37
Detroit	*	4-9	0-2	5-8	2	1	13	4	3	0	0	39
Sam Houston State												
Delaware State												
Missouri	*	2-8	1-1	2-2	1	3	7	1	3	0	0	32
Georgia	*	4-8	1-1	3-4	2	3	12	1	4	0	2	38
Bryant												
Gonzaga												
Maryland												
Maine												
Dartmouth												
Indiana												
Sacred Heart												
Pittsburgh												
Cincinnati												
Louisville												
South Florida												
Connecticut												
Rutgers												
Syracuse												
Seton Hall												
Connecticut												
Marquette												
West Virginia												
DePaul												
Rutgers												
Villanova												
West Virginia												
St. John's												
Georgetown												
Providence												

Career Stats vs. The BIG EAST


Opponent	GP-GS	Min.	FG-A	3PT-A	FT-A	Reb.	A	PF	B	S	Pts.
Cincinnati	2-1	54	3-8	1-2	6-6	5/2.5	6	4	0	0	15/7.5
Connecticut	2-1	60	4-12	2-6	3-7	1/0.5	8	3	0	4	13/6.5
DePaul	1-0	21	2-3	1-2	1-1	2/2.0	3	0	0	0	6/6.0
Georgetown	1-0	19	0-2	0-1	0-0	1/1.0	2	4	0	0	0/0.0
Louisville	2-0	39	1-4	0-1	0-0	1/0.5	7	4	0	2	2/1.0
Marquette	2-1	57	9-15	3-8	6-7	1/0.5	4	4	0	3	27/13.5
Pittsburgh	1-0	22	1-1	0-0	0-0	0/0.0	1	0	0	1	2/2.0
Providence	1-0	17	0-0	0-0	3-4	1/1.0	0	2	0	0	3/3.0
Rutgers	1-0	23	2-4	0-0	1-2	2/2.0	6	3	0	2	5/5.0
St. John's	2-2	77	3-8	2-5	8-10	1/0.5	11	6	0	3	16/8.0
Seton Hall	1-0	16	0-1	0-0	0-0	0/0.0	1	2	0	0	0/0.0
USF	1-0	17	0-4	0-1	0-0	0/0.0	7	0	0	1	0/0.0
Syracuse	1-0	16	1-5	1-3	0-0	1/1.0	2	2	0	2	3/3.0
Villanova	1-0	19	1-1	1-1	2-3	0/0.0	1	2	0	0	5/5.0
West Virginia	1-0	21	0-2	0-0	0-0	1/1.0	3	3	0	0	0/0.0

Career Statistics

Season	GP-GS	Min	Avg	FG-A	Pct	3FG-A	Pct	FT-A	Pct	O-D-TOT	Avg	PF-FO	Ast	TO	Blk	Stl	Pts	Avg
2010-11	34-6	863	25.4	61-150	.407	23-66	.348	53-76	.697	16-46-62	1.8	60-0	110	43	1	21	198	5.8
2011-12	4-4	146	36.5	16-32	.500	5-7	.714	22-26	.846	1-8-9	2.3	10-0	12	14	0	3	59	14.8
TOTAL	38-10	1009	26.6	77-182	.423	28-73	.384	75-102	.735	17-54-71	1.9	70-0	122	57	1	24	257	6.8

Career BIG EAST Statistics

Season	GP-GS	Min	Avg	FG-A	Pct	3FG-A	Pct	FT-A	Pct	O-D-TOT	Avg	PF-FO	Ast	TO	Blk	Stl	Pts	Avg
2010-11	18-5	447	24.8	27-64	.422	11-29	.379	28-38	.737	4-11-15	0.8	34-0	60	22	0	18	93	5.2
2011-12	0-0	0	0.0	0-0	.000	0-0	.000	0-0	.000	0-0-0	0.0	0-0	0	0	0	0	0	0.0
TOTAL	18-5	447	24.8	27-64	.422	11-29	.379	28-38	.737	4-11-15	0.8	34-0	60	22	0	18	93	5.2



4 Patrick Crowley

Sophomore • Guard
6-3 • 190
Los Gatos, Calif. • St. Francis

Career Games With:

Double Figure Points.....	N/A
20-Plus Points.....	N/A
30-Plus Points.....	N/A
10-Plus Rebounds.....	N/A
10-Plus Assists.....	N/A
Double-Double.....	N/A

Season and Career Bests

Points		FG's	
Season	--	Season	--
Career	--	Career	--
Rebounds		3PT FG's	
Season	1 (vs. Sam Houston 11/16/11)	Season	--
Career	1 (vs. Sam Houston 11/16/11)	Career	--
Assists		FT's	
Season	--	Season	--
Career	--	Career	--
Steals		Minutes	
Season	--	Season	2 (vs. Sam Houston 11/16/11)
Career	--	Career	2 (vs. Sam Houston 11/16/11)
Blocks			
Season	--		
Career	--		

2011-12 Honors, Awards & Accomplishments

- Pulled down first career rebound vs. Sam Houston State (11/16/11)

Game-By-Game Stats

	Start	FG-A	3P-A	FT-A	Reb	PF	TP	A	TO	BK	S	Min
Mississippi Valley State		0-0	0-0	0-0	0	0	0	0	0	0	0	1
Detroit					DNP							
Sam Houston State		0-1	0-0	0-0	1	0	0	0	0	0	0	2
Delaware State		0-0	0-0	0-0	0	0	0	0	1	0	0	1
Missouri					DNP							
Georgia					DNP							
Bryant												
Gonzaga												
Maryland												
Maine												
Dartmouth												
Indiana												
Sacred Heart												
Pittsburgh												
Cincinnati												
Louisville												
South Florida												
Connecticut												
Rutgers												
Syracuse												
Seton Hall												
Connecticut												
Marquette												
West Virginia												
DePaul												
Rutgers												
Villanova												
West Virginia												
St. John's												
Georgetown												
Providence												

Career Stats vs. The BIG EAST

Opponent	GP-GS	Min.	FG-A	3PT-A	FT-A	Reb.	A	PF	B	S	Pts.
Cincinnati	0-0	0	0-0	0-0	0-0	0/0.0	0	0	0	0	0/0.0
Connecticut	0-0	0	0-0	0-0	0-0	0/0.0	0	0	0	0	0/0.0
DePaul	0-0	0	0-0	0-0	0-0	0/0.0	0	0	0	0	0/0.0
Georgetown	0-0	0	0-0	0-0	0-0	0/0.0	0	0	0	0	0/0.0
Louisville	0-0	0	0-0	0-0	0-0	0/0.0	0	0	0	0	0/0.0
Marquette	0-0	0	0-0	0-0	0-0	0/0.0	0	0	0	0	0/0.0
Pittsburgh	0-0	0	0-0	0-0	0-0	0/0.0	0	0	0	0	0/0.0
Providence	0-0	0	0-0	0-0	0-0	0/0.0	0	0	0	0	0/0.0
Rutgers	0-0	0	0-0	0-0	0-0	0/0.0	0	0	0	0	0/0.0
St. John's	0-0	0	0-0	0-0	0-0	0/0.0	0	0	0	0	0/0.0
Seton Hall	0-0	0	0-0	0-0	0-0	0/0.0	0	0	0	0	0/0.0
USF	0-0	0	0-0	0-0	0-0	0/0.0	0	0	0	0	0/0.0
Syracuse	0-0	0	0-0	0-0	0-0	0/0.0	0	0	0	0	0/0.0
Villanova	0-0	0	0-0	0-0	0-0	0/0.0	0	0	0	0	0/0.0
West Virginia	0-0	0	0-0	0-0	0-0	0/0.0	0	0	0	0	0/0.0

Career Statistics

Season	GP-GS	Min	Avg	FG-A	Pct	3FG-A	Pct	FT-A	Pct	O-D-TOT	Avg	PF-FO	Ast	TO	Blk	Stl	Pts	Avg
2011-12	3-0	4	1.3	0-1	.000	0-0	.000	0-0	.000	0-1-1	0.3	0-0	0	1	0	0	0	0.0
TOTAL	3-0	4	1.3	0-1	.000	0-0	.000	0-0	.000	0-1-1	0.3	0-0	0	1	0	0	0	0.0

Career BIG EAST Statistics

Season	GP-GS	Min	Avg	FG-A	Pct	3FG-A	Pct	FT-A	Pct	O-D-TOT	Avg	PF-FO	Ast	TO	Blk	Stl	Pts	Avg
2011-12	0-0	0	0.0	0-0	.000	0-0	.000	0-0	.000	0-0-0	0.0	0-0	0	0	0	0	0	0.0
TOTAL	0-0	0	0.0	0-0	.000	0-0	.000	0-0	.000	0-0-0	0.0	0-0	0	0	0	0	0	0.0



12 Alex Dragicevich

Sophomore • Guard

6-7 • 221

Northbrook, Ill. • Glenbrook North

Career Games With:

Double Figure Points	1
20-Plus Points.....	N/A
30-Plus Points.....	N/A
10-Plus Rebounds.....	N/A
10-Plus Assists	N/A
Double-Double	N/A

Season and Career Bests

Points	Season 18 (vs. Delaware St. 11/18/11)	FG's	Season 6 (vs. Delaware St. 11/18/11)
Career 18 (vs. Delaware St. 11/18/11)	Rebounds	Career 6 (vs. Delaware St. 11/18/11)	3PT FG's
Rebounds	Season 4 (vs. MVSU 11/12/11)	Season 3 (vs. Delaware St. 11/18/11)	Career 3 (vs. Delaware St. 11/18/11)
Career 4 (vs. MVSU 11/12/11)	Assists	FT's	Season 3 (on two occasions)
Assists	Season 7 (vs. Delaware St. 11/18/11)	Career 4 (vs. Georgia Southern 11/12/10)	Minutes
Career 7 (vs. Delaware St. 11/18/11)	Steals	Season 38 (vs. Delaware St. 11/18/11)	Career 38 (vs. Delaware St. 11/18/11)
Steals	Season --		
Career 1 (vs. Florida State 3/20/11)	Blocks		
Blocks	Season 1 (on two occasions)		
Career 1 (on two occasions)			

2011-12 Honors, Awards & Accomplishments

- Recorded first career block vs. Detroit (11/14/11)
- Posted first career start against Sam Houston State (11/16/11)
- Set career marks in points (18), assists (7), FG's (6), 3FG's (3) and minutes (38) against Delaware State (11/18/11)

Game-By-Game Stats

	Start	FG-A	3P-A	FT-A	Reb	PF	TP	A	TO	BK	S	Min
Mississippi Valley State		2-7	0-3	3-4	4	0	7	2	0	0	0	21
Detroit		0-2	0-1	2-4	2	0	2	1	0	1	0	13
Sam Houston State	*	2-6	1-4	2-4	3	0	7	3	1	1	0	33
Delaware State	*	6-12	3-8	3-4	3	2	18	7	1	0	0	38
Missouri		0-2	0-2	0-0	0	3	0	0	1	0	0	10
Georgia		0-1	0-0	0-0	0	1	0	0	0	0	0	7
Bryant												
Gonzaga												
Maryland												
Maine												
Dartmouth												
Indiana												
Sacred Heart												
Pittsburgh												
Cincinnati												
Louisville												
South Florida												
Connecticut												
Rutgers												
Syracuse												
Seton Hall												
Connecticut												
Marquette												
West Virginia												
DePaul												
Rutgers												
Villanova												
West Virginia												
St. John's												
Georgetown												
Providence												

Career Stats vs. The BIG EAST

Opponent	GP-GS	Min.	FG-A	3PT-A	FT-A	Reb.	A	PF	B	S	Pts.
Cincinnati	1-0	4	0-0	0-0	0-0	1/1.0	1	0	0	0	0/0.0
Connecticut	0-0	0	0-0	0-0	0-0	0/0.0	0	0	0	0	0/0.0
DePaul	1-0	3	0-0	0-0	0-0	1/1.0	0	0	0	0	0/0.0
Georgetown	0-0	0	0-0	0-0	0-0	0/0.0	0	0	0	0	0/0.0
Louisville	0-0	0	0-0	0-0	0-0	0/0.0	0	0	0	0	0/0.0
Marquette	1-0	4	1-1	0-0	0-0	0/0.0	1	0	0	0	2/2.0
Pittsburgh	0-0	0	0-0	0-0	0-0	0/0.0	0	0	0	0	0/0.0
Providence	0-0	0	0-0	0-0	0-0	0/0.0	0	0	0	0	0/0.0
Rutgers	0-0	0	0-0	0-0	0-0	0/0.0	0	0	0	0	0/0.0
St. John's	1-0	3	0-2	0-2	1-2	0/0.0	0	0	0	0	1/1.0
Seton Hall	0-0	0	0-0	0-0	0-0	0/0.0	0	0	0	0	0/0.0
USF	1-0	5	1-2	1-2	0-0	0/0.0	0	0	0	0	3/3.0
Syracuse	0-0	0	0-0	0-0	0-0	0/0.0	0	0	0	0	0/0.0
Villanova	1-0	1	0-0	0-0	0-2	1/1.0	0	0	0	0	0/0.0
West Virginia	1-0	2	0-2	0-2	0-0	0/0.0	0	0	0	0	0/0.0

Career Statistics

Season	GP-GS	Min	Avg	FG-A	Pct	3FG-A	Pct	FT-A	Pct	O-D-TOT	Avg	PF-FO	Ast	TO	Blk	Stl	Pts	Avg
2010-11	14-0	62	4.4	5-17	.294	2-10	.200	8-13	.615	4-7-11	0.8	1-0	3	2	0	1	20	1.4
2011-12	6-2	122	20.3	10-30	.333	4-18	.222	10-16	.625	3-9-12	2.0	6-0	13	3	2	0	34	5.7
TOTAL	20-2	184	9.2	15-47	.319	6-28	.214	18-29	.621	7-16-23	1.2	7-0	16	5	2	1	54	2.7

Career BIG EAST Statistics

Season	GP-GS	Min	Avg	FG-A	Pct	3FG-A	Pct	FT-A	Pct	O-D-TOT	Avg	PF-FO	Ast	TO	Blk	Stl	Pts	Avg
2010-11	6-0	18	3.0	2-7	.286	1-6	.167	1-4	.250	0-2-2	0.3	0-0	1	2	0	0	6	1.0
2011-12	0-0	0	0.0	0-0	.000	0-0	.000	0-0	.000	0-0-0	0.0	0-0	0	0	0	0	0	0.0
TOTAL	6-0	18	3.0	2-7	.286	1-6	.167	1-4	.250	0-2-2	0.3	0-0	1	2	0	0	6	1.0



14 Scott Martin | Senior • Guard 6-8 • 222 Valparaiso, Ind. • Valparaiso

Career Games With:

Double Figure Points ...36 (23 with ND)
 20-Plus Points.....2 (2 with ND)
 30-Plus Points.....N/A
 10-Plus Rebounds.....1 (1 with ND)
 10-Plus AssistsN/A
 Double-Double1 (1 with ND)

Season and Career Bests

Points	Season 23 (vs. Delaware St. 11/18/11) Career 23 (vs. Delaware St. 11/18/11)	FG's	Season 8 (vs. Delaware State 11/18/11) Career 8 (on two occasions)
Rebounds	Season 6 (vs. Detroit 11/14/11) Career 11 (vs. Marquette 1/10/11)	3PT FG's	Season 4 (vs. Delaware St. 11/18/11) Career 4 (vs. Delaware St. 11/18/11)
Assists	Season 3 (vs. Delaware St. 11/18/11) Career 6 (vs. Syracuse 1/1/11)	FT's	Season 5 (vs. Missouri 11/21/11) Career 8 (on three occasions)
Steals	Season 2 (on two occasions) Career 4 (vs. Clemson 11/27/07)	Minutes	Season 39 (vs. Detroit 11/14/11) Career 44 (vs. Louisville 3/11/11)
Blocks	Season 1 (vs. Georgia 11/22/11) Career 3 (on three occasions)		

2011-12 Honors, Awards & Accomplishments

- Team Captain
- Scored career-high 23 points in win over Delaware State (11/18/11) while also hitting a career-best four three-pointers

Game-By-Game Stats

	Start	FG-A	3P-A	FT-A	Reb	PF	TP	A	TO	BK	S	Min
Mississippi Valley State	*	6-14	2-6	1-2	5	3	15	2	3	0	1	34
Detroit	*	1-7	1-5	0-0	6	2	3	0	3	0	1	39
Sam Houston State	*	4-9	2-4	1-2	5	3	11	1	2	0	1	30
Delaware State	*	8-18	4-9	3-4	5	4	23	3	0	0	0	35
Missouri	*	3-8	1-3	5-6	5	2	12	1	2	0	2	31
Georgia	*	2-9	0-5	2-2	3	3	6	0	1	1	2	34
Bryant												
Gonzaga												
Maryland												
Maine												
Dartmouth												
Indiana												
Sacred Heart												
Pittsburgh												
Cincinnati												
Louisville												
South Florida												
Connecticut												
Rutgers												
Syracuse												
Seton Hall												
Connecticut												
Marquette												
West Virginia												
DePaul												
Rutgers												
Villanova												
West Virginia												
St. John's												
Georgetown												
Providence												

Career Stats vs. The BIG EAST


Opponent	GP-GS	Min.	FG-A	3PT-A	FT-A	Reb.	A	PF	B	S	Pts.
Cincinnati	2-2	66	9-18	3-4	1-3	11/5.5	3	1	1	1	22/11.0
Connecticut	2-2	65	6-16	2-7	3-7	9/4.5	3	6	1	0	17/8.5
DePaul	2-2	66	9-20	4-8	3-4	8/4.0	2	4	0	2	25/12.5
Georgetown	1-1	30	5-9	1-1	0-4	3/3.0	1	1	0	1	11/11.0
Louisville	3-3	105	13-29	4-12	8-14	17/5.7	7	6	0	4	38/12.7
Marquette	2-2	69	5-20	1-7	9-12	14/7.0	3	6	1	0	20/10.0
Pittsburgh	0-0	0	0-0	0-0	0-0	0/0.0	0	0	0	0	0/0.0
Providence	1-1	33	4-8	2-4	0-0	5/5.0	1	3	0	1	10/10.0
Rutgers	1-1	34	3-6	0-1	8-9	2/2.0	3	2	0	0	14/14.0
St. John's	2-2	64	7-18	0-6	2-4	12/6.0	3	5	0	0	16/8.0
Seton Hall	1-1	35	2-7	2-5	0-0	4/4.0	3	1	1	2	6/6.0
USF	1-1	30	4-6	2-3	0-0	7/7.0	2	0	3	1	10/10.0
Syracuse	1-1	34	3-9	0-2	4-4	7/7.0	6	2	1	1	10/10.0
Villanova	1-1	28	2-5	1-2	0-0	0/0.0	1	2	0	0	5/5.0
West Virginia	1-1	32	4-11	1-6	0-0	6/6.0	0	4	0	0	9/9.0

Career Statistics

Season	GP-GS	Min	Avg	FG-A	Pct	3FG-A	Pct	FT-A	Pct	O-D-TOT	Avg	PF-FO	Ast	TO	Blk	Stl	Pts	Avg
2007-08	32-8	700	21.9	84-225	.373	26-83	.313	78-112	.696	42-79-121	3.8	78-3	44	48	21	31	272	8.5
2008-09										Sat Out Due To NCAA Transfer Rules								
2009-10										Did Not Play Due To Injury								
2010-11	33-33	1008	30.5	115-269	.428	34-102	.333	55-86	.640	33-125-158	4.8	63-0	61	51	10	16	319	9.7
2011-12	6-6	203	33.8	24-65	.369	10-32	.313	12-16	.750	5-24-29	4.8	17-0	7	11	1	7	70	11.7
TOTAL	71-47	1911	26.9	223-559	.399	70-217	.323	145-214	.678	80-228-308	4.3	158-3	112	110	32	54	661	9.3

Career BIG EAST Statistics

Season	GP-GS	Min	Avg	FG-A	Pct	3FG-A	Pct	FT-A	Pct	O-D-TOT	Avg	PF-FO	Ast	TO	Blk	Stl	Pts	Avg
2008-09										Sat Out Due To NCAA Transfer Rules								
2009-10										Did Not Play Due To Injury								
2010-11	18-18	593	32.9	60-151	.397	19-57	.333	31-49	.633	18-73-91	5.1	38-0	33	32	7	9	170	9.4
2011-12	0-0	0	0.0	0-0	.000	0-0	.000	0-0	.000	0-0-0	0.0	0-0	0	0	0	0	0	0.0
TOTAL	18-18	593	32.9	60-151	.397	19-57	.333	31-49	.633	18-73-91	5.1	38-0	33	32	7	9	170	9.4



21 Tim Abromaitis | Graduate Student • Forward 6-8 • 236 Unionville, Conn. • Farmington

Career Games With:

Double Figure Points	58
20-Plus Points.....	22
30-Plus Points.....	3
10-Plus Rebounds.....	4
10-Plus Assists	N/A
Double-Double	3

Season and Career Bests

Points	Season 22 (vs. Missouri 11/21/11) Career 31 (vs. UCF 12/6/09)	FG's	Season 9 (vs. Missouri 11/21/11) Career 11 (on two occasions)
Rebounds	Season 8 (vs. Missouri 11/21/11) Career 11 (on two occasions)	3PT FG's	Season -- Career 9 (vs. Villanova 2/28/11)
Assists	Season 3 (vs. Missouri 11/21/11) Career 7 (vs. Chicago State 11/17/10)	FT's	Season 4 (on two occasions) Career 12 (vs. Seton Hall 2/11/10)
Steals	Season 1 (vs. Georgia 11/22/11) Career 3 (vs. DePaul 2/3/11)	Minutes	Season 38 (on two occasions) Career 46 (vs. Georgia 11/25/10)
Blocks	Season -- Career 2 (on four occasions)		

2011-12 Honors, Awards & Accomplishments

- Preseason All-BIG EAST First Team
- John R. Wooden Award Preseason Top 50 List
- Naismith Trophy Preseason Watch List
- Lowe's Senior CLASS Award Candidate
- Team Captain
- Returned to Irish lineup in Progressive CBE Classic semifinal game against Missouri (11/21/11)

Game-By-Game Stats

	Start	FG-A	3P-A	FT-A	Reb	PF	TP	A	TO	BK	S	Min
Mississippi Valley State					DNP							
Detroit					DNP							
Sam Houston State					DNP							
Delaware State					DNP							
Missouri	*	9-18	0-4	4-5	8	2	22	3	4	0	0	38
Georgia	*	1-12	0-7	4-4	6	5	6	2	2	0	1	38
Bryant												
Gonzaga												
Maryland												
Maine												
Dartmouth												
Indiana												
Sacred Heart												
Pittsburgh												
Cincinnati												
Louisville												
South Florida												
Connecticut												
Rutgers												
Syracuse												
Seton Hall												
Connecticut												
Marquette												
West Virginia												
DePaul												
Rutgers												
Villanova												
West Virginia												
St. John's												
Georgetown												
Providence												

Career Stats vs. The BIG EAST

Opponent	GP-GS	Min.	FG-A	3PT-A	FT-A	Reb.	A	PF	B	S	Pts.
Cincinnati	4-4	127	21-42	10-17	15-20	23/5.8	9	13	1	4	67/16.8
Connecticut	4-3	147	18-42	6-20	6-12	22/5.5	4	7	1	4	48/12.0
DePaul	2-2	62	13-25	6-12	11-12	10/5.0	4	3	0	4	43/21.5
Georgetown	3-2	75	13-31	6-16	9-9	8/2.7	4	3	2	2	41/13.7
Louisville	3-3	130	22-41	5-11	19-20	16/5.3	5	7	2	1	68/22.7
Marquette	4-3	110	12-32	3-14	9-11	17/4.3	4	6	0	1	36/9.0
Pittsburgh	3-3	102	7-15	3-6	9-10	9/3.0	1	3	3	0	26/8.7
Providence	2-2	62	19-30	9-15	3-6	12/6.0	2	2	0	2	50/25.0
Rutgers	2-2	72	10-21	4-11	3-4	18/9.0	3	5	0	0	27/13.5
St. John's	3-3	113	15-31	7-15	9-11	18/6.0	5	8	0	3	46/15.3
Seton Hall	4-3	116	11-29	7-16	20-24	22/5.5	4	5	0	1	49/12.3
USF	3-3	91	12-24	5-11	1-1	11/3.7	6	5	1	3	30/10.0
Syracuse	2-2	76	16-32	8-17	1-3	9/4.5	5	7	1	1	41/20.5
Villanova	2-2	74	13-30	11-21	9-12	9/4.5	6	6	0	0	46/23.0
West Virginia	3-3	98	8-23	4-12	13-17	15/5.0	4	11	1	2	33/11.0

Career Statistics

Season	GP-GS	Min	Avg	FG-A	Pct	3FG-A	Pct	FT-A	Pct	O-D-TOT	Avg	PF-FO	Ast	TO	Blk	Stl	Pts	Avg
2007-08	12-0	40	3.3	6-21	.286	1-8	.125	7-7	1.000	5-7-12	1.0	5-0	3	4	1	1	20	1.7
2008-09										Did Not Play								
2009-10	35-26	1104	31.5	183-370	.495	81-189	.429	117-134	.873	43-123-166	4.7	76-1	52	42	11	17	564	16.1
2010-11	34-34	1162	34.2	169-371	.456	78-182	.429	109-139	.784	45-161-206	6.1	66-1	61	52	15	26	525	15.4
2011-12	2-2	76	38.0	10-30	.333	0-11	.000	8-9	.889	2-12-14	7.0	7-1	5	6	0	1	28	14.0
TOTAL	83-62	2382	28.7	368-792	.465	160-390	.410	241-289	.834	95-303-398	4.8	154-3	121	104	27	45	1137	13.7

Career BIG EAST Statistics

Season	GP-GS	Min	Avg	FG-A	Pct	3FG-A	Pct	FT-A	Pct	O-D-TOT	Avg	PF-FO	Ast	TO	Blk	Stl	Pts	Avg
2007-08	3-0	5	1.7	1-2	.500	0-1	.000	2-2	1.000	0-0-0	0.0	1-0	1	1	0	0	4	1.3
2008-09										Did Not Play								
2009-10	18-17	647	35.9	102-217	.470	45-109	.413	78-90	.867	28-74-102	5.7	37-1	34	25	6	9	327	18.2
2010-11	18-18	632	35.1	89-188	.473	43-91	.473	43-61	.705	22-75-97	5.4	39-1	24	32	5	16	264	14.7
2011-12	0-0	0	0.0	0-0	.000	0-0	.000	0-0	.000	0-0-0	0.0	0-0	0	0	0	0	0	0.0
TOTAL	39-35	1284	32.9	192-407	.472	88-201	.438	123-153	.804	50-149-199	5.1	77-2	59	58	11	25	595	15.3



22 Jerian Grant | Sophomore • Guard 6-5 • 195 Bowie, Md. • DeMatha

Career Games With:

Double Figure Points	5
20-Plus Points.....	1
30-Plus Points.....	N/A
10-Plus Rebounds.....	N/A
10-Plus Assists	N/A
Double-Double	N/A

2011-12 Honors, Awards & Accomplishments

- Played in first game and recorded first start as member of the Irish in season opener against Mississippi Valley State (11/12/11)
- Had breakout game against Sam Houston State (11/16/11), setting career marks in rebounds (6), assists (7) and FG's (6)
- Matched career high in 3FG's (3) while tallying first career block against Delaware State (11/18/11)
- Set career high in points (20) and FT's (10) while matching most minutes played (39) against Georgia (11/22/11)

Season and Career Bests

Points	Season 20 (vs. Georgia 11/22/11) Career 20 (vs. Georgia 11/22/11)	FG's	Season 6 (vs. Sam Houston 11/16/11) Career 6 (vs. Sam Houston 11/16/11)
Rebounds	Season 6 (vs. Sam Houston 11/16/11) Career 6 (vs. Sam Houston 11/16/11)	3PT FG's	Season 3 (on two occasions) Career 3 (on two occasions)
Assists	Season 7 (vs. Sam Houston 11/16/11) Career 7 (vs. Sam Houston 11/16/11)	FT's	Season 10 (vs. Georgia 11/22/11) Career 10 (vs. Georgia 11/22/11)
Steals	Season 2 (on two occasions) Career 2 (on two occasions)	Minutes	Season 39 (on two occasions) Career 39 (on two occasions)
Blocks	Season 1 (vs. Delaware St. 11/18/11) Career 1 (vs. Delaware St. 11/18/11)		

Game-By-Game Stats

	Start	FG-A	3P-A	FT-A	Reb	PF	TP	A	TO	BK	S	Min
Mississippi Valley State	*	4-7	2-3	1-1	2	1	11	5	1	0	2	33
Detroit	*	4-10	3-6	0-0	2	0	11	3	1	0	1	30
Sam Houston State	*	6-6	1-1	4-7	6	0	17	7	1	0	2	36
Delaware State	*	4-6	3-3	6-8	4	3	17	6	2	1	1	39
Missouri	*	3-8	0-2	0-1	1	2	6	2	2	0	0	27
Georgia	*	4-7	2-4	10-11	5	2	20	4	0	0	1	39
Bryant												
Gonzaga												
Maryland												
Maine												
Dartmouth												
Indiana												
Sacred Heart												
Pittsburgh												
Cincinnati												
Louisville												
South Florida												
Connecticut												
Rutgers												
Syracuse												
Seton Hall												
Connecticut												
Marquette												
West Virginia												
DePaul												
Rutgers												
Villanova												
West Virginia												
St. John's												
Georgetown												
Providence												

Career Stats vs. The BIG EAST


Opponent	GP-GS	Min.	FG-A	3PT-A	FT-A	Reb.	A	PF	B	S	Pts.
Cincinnati	0-0	0	0-0	0-0	0-0	0/0.0	0	0	0	0	0/0.0
Connecticut	0-0	0	0-0	0-0	0-0	0/0.0	0	0	0	0	0/0.0
DePaul	0-0	0	0-0	0-0	0-0	0/0.0	0	0	0	0	0/0.0
Georgetown	0-0	0	0-0	0-0	0-0	0/0.0	0	0	0	0	0/0.0
Louisville	0-0	0	0-0	0-0	0-0	0/0.0	0	0	0	0	0/0.0
Marquette	0-0	0	0-0	0-0	0-0	0/0.0	0	0	0	0	0/0.0
Pittsburgh	0-0	0	0-0	0-0	0-0	0/0.0	0	0	0	0	0/0.0
Providence	0-0	0	0-0	0-0	0-0	0/0.0	0	0	0	0	0/0.0
Rutgers	0-0	0	0-0	0-0	0-0	0/0.0	0	0	0	0	0/0.0
St. John's	0-0	0	0-0	0-0	0-0	0/0.0	0	0	0	0	0/0.0
Seton Hall	0-0	0	0-0	0-0	0-0	0/0.0	0	0	0	0	0/0.0
USF	0-0	0	0-0	0-0	0-0	0/0.0	0	0	0	0	0/0.0
Syracuse	0-0	0	0-0	0-0	0-0	0/0.0	0	0	0	0	0/0.0
Villanova	0-0	0	0-0	0-0	0-0	0/0.0	0	0	0	0	0/0.0
West Virginia	0-0	0	0-0	0-0	0-0	0/0.0	0	0	0	0	0/0.0

Career Statistics

Season	GP-GS	Min	Avg	FG-A	Pct	3FG-A	Pct	FT-A	Pct	O-D-TOT	Avg	PF-FO	Ast	TO	Blk	Stl	Pts	Avg	
2010-11										Did Not Play									
2011-12	6-6	204	34.0	25-44	.568	11-19	.579	21-28	.750	3-17-20	3.3	8-0	27	7	1	7	82	13.7	
TOTAL	6-6	204	34.0	25-44	.568	11-19	.579	21-28	.750	3-17-20	3.3	8-0	27	7	1	7	82	13.7	

Career BIG EAST Statistics

Season	GP-GS	Min	Avg	FG-A	Pct	3FG-A	Pct	FT-A	Pct	O-D-TOT	Avg	PF-FO	Ast	TO	Blk	Stl	Pts	Avg	
2010-11										Did Not Play									
2011-12	0-0	0	0.0	0-0	.000	0-0	.000	0-0	.000	0-0-0	0.0	0-0	0	0	0	0	0	0.0	
TOTAL	0-0	0	0.0	0-0	.000	0-0	.000	0-0	.000	0-0-0	0.0	0-0	0	0	0	0	0	0.0	



24 Pat Connaughton | Freshman • Guard/Forward 6-5 • 206 Arlington, Mass. • St. John's Prep

Career Games With:

Double Figure Points	3
20-Plus Points	1
30-Plus Points	N/A
10-Plus Rebounds	N/A
10-Plus Assists	N/A
Double-Double	N/A

Season and Career Bests

Points	Season 24 (vs. Sam Houston 11/16/11) Career 24 (vs. Sam Houston 11/16/11)	FG's	Season 9 (vs. Sam Houston 11/16/11) Career 9 (vs. Sam Houston 11/16/11)
Rebounds	Season 9 (vs. Detroit 11/14/11) Career 9 (vs. Detroit 11/14/11)	3PT FG's	Season 6 (vs. Sam Houston 11/16/11) Career 6 (vs. Sam Houston 11/16/11)
Assists	Season 2 (vs. Delaware St. 11/18/11) Career 2 (vs. Delaware St. 11/18/11)	FT's	Season 2 (on five occasions) Career 2 (on five occasions)
Steals	Season 2 (vs. Sam Houston 11/16/11) Career 2 (vs. Sam Houston 11/16/11)	Minutes	Season 36 (vs. Delaware St. 11/18/11) Career 36 (vs. Delaware St. 11/18/11)
Blocks	Season 1 (vs. Missouri 11/21/11) Career 1 (vs. Missouri 11/21/11)		

2011-12 Honors, Awards & Accomplishments

- Recorded career high in rebounds (9) against Detroit (11/14/11)
- Set early career bests in points (24), steals (2), FG's (9) and 3FG's (6) against Sam Houston State (11/16/11)
- The six three's against SHSU were most by Irish freshman since Chris Thomas hit six against UConn on March 8, 2002 and the 24 points were most by a freshman since Torin Francis scored 25 against Arizona on March 27, 2003
- Played career-high 36 minutes against Delaware State (11/18/11) in first career start of Irish career

Game-By-Game Stats

	Start	FG-A	3P-A	FT-A	Reb	PF	TP	A	TO	BK	S	Min
Mississippi Valley State		0-4	0-2	2-2	4	1	2	0	0	0	0	15
Detroit		4-5	0-1	2-3	9	2	10	0	1	0	0	20
Sam Houston State		9-14	6-10	0-1	5	1	24	1	1	0	2	33
Delaware State	*	3-9	1-3	2-2	7	1	9	2	2	0	0	36
Missouri		2-4	1-2	2-3	5	1	7	0	0	1	0	26
Georgia		4-7	1-3	2-4	0	0	11	0	0	0	0	18
Bryant												
Gonzaga												
Maryland												
Maine												
Dartmouth												
Indiana												
Sacred Heart												
Pittsburgh												
Cincinnati												
Louisville												
South Florida												
Connecticut												
Rutgers												
Syracuse												
Seton Hall												
Connecticut												
Marquette												
West Virginia												
DePaul												
Rutgers												
Villanova												
West Virginia												
St. John's												
Georgetown												
Providence												

Career Stats vs. The BIG EAST


Opponent	GP-GS	Min.	FG-A	3PT-A	FT-A	Reb.	A	PF	B	S	Pts.
Cincinnati	0-0	0	0-0	0-0	0-0	0/0.0	0	0	0	0	0/0.0
Connecticut	0-0	0	0-0	0-0	0-0	0/0.0	0	0	0	0	0/0.0
DePaul	0-0	0	0-0	0-0	0-0	0/0.0	0	0	0	0	0/0.0
Georgetown	0-0	0	0-0	0-0	0-0	0/0.0	0	0	0	0	0/0.0
Louisville	0-0	0	0-0	0-0	0-0	0/0.0	0	0	0	0	0/0.0
Marquette	0-0	0	0-0	0-0	0-0	0/0.0	0	0	0	0	0/0.0
Pittsburgh	0-0	0	0-0	0-0	0-0	0/0.0	0	0	0	0	0/0.0
Providence	0-0	0	0-0	0-0	0-0	0/0.0	0	0	0	0	0/0.0
Rutgers	0-0	0	0-0	0-0	0-0	0/0.0	0	0	0	0	0/0.0
St. John's	0-0	0	0-0	0-0	0-0	0/0.0	0	0	0	0	0/0.0
Seton Hall	0-0	0	0-0	0-0	0-0	0/0.0	0	0	0	0	0/0.0
USF	0-0	0	0-0	0-0	0-0	0/0.0	0	0	0	0	0/0.0
Syracuse	0-0	0	0-0	0-0	0-0	0/0.0	0	0	0	0	0/0.0
Villanova	0-0	0	0-0	0-0	0-0	0/0.0	0	0	0	0	0/0.0
West Virginia	0-0	0	0-0	0-0	0-0	0/0.0	0	0	0	0	0/0.0

Career Statistics

Season	GP-GS	Min	Avg	FG-A	Pct	3FG-A	Pct	FT-A	Pct	O-D-TOT	Avg	PF-FO	Ast	TO	Blk	Stl	Pts	Avg
2011-12	6-1	148	24.7	22-43	.512	9-21	.429	10-15	.667	4-26-30	5.0	6-0	3	4	1	2	63	10.5
TOTAL	6-1	148	24.7	22-43	.512	9-21	.429	10-15	.667	4-26-30	5.0	6-0	3	4	1	2	63	10.5

Career BIG EAST Statistics

Season	GP-GS	Min	Avg	FG-A	Pct	3FG-A	Pct	FT-A	Pct	O-D-TOT	Avg	PF-FO	Ast	TO	Blk	Stl	Pts	Avg
2011-12	0-0	0	0.0	0-0	.000	0-0	.000	0-0	.000	0-0-0	0.0	0-0	0	0	0	0	0	0.0
TOTAL	0-0	0	0.0	0-0	.000	0-0	.000	0-0	.000	0-0-0	0.0	0-0	0	0	0	0	0	0.0



25 Tom Knight | Junior • Forward 6-9 • 250 Dixfield, Maine • Dirigo

Career Games With:

Double Figure Points	N/A
20-Plus Points	N/A
30-Plus Points	N/A
10-Plus Rebounds.....	N/A
10-Plus Assists	N/A
Double-Double	N/A

2011-12 Honors, Awards & Accomplishments

•Matched career best in points (7), while setting career marks in assists (2), steals (2) and minutes (19) against Sam Houston State (11/16/11)

Season and Career Bests

Points		FG's	
Season	7 (vs. Sam Houston 11/16/11)	Season	3 (on two occasions)
Career	7 (on three occasions)	Career	3 (on four occasions)
Rebounds		3PT FG's	
Season	2 (vs. MVSU 11/12/11)	Season	--
Career	5 (vs. UMBC 12/22/10)	Career	--
Assists		FT's	
Season	2 (vs. Sam Houston 11/16/11)	Season	1 (vs. Sam Houston 11/16/11)
Career	2 (vs. Sam Houston 11/16/11)	Career	1 (on three occasions)
Steals		Minutes	
Season	2 (vs. Sam Houston 11/16/11)	Season	19 (vs. Sam Houston 11/16/11)
Career	2 (vs. Sam Houston 11/16/11)	Career	19 (vs. Sam Houston 11/16/11)
Blocks			
Season	--		
Career	1 (on two occasions)		

Game-By-Game Stats

	Start	FG-A	3P-A	FT-A	Reb	PF	TP	A	TO	BK	S	Min
Mississippi Valley State		0-0	0-0	0-0	2	0	0	0	0	0	0	5
Detroit		0-1	0-0	0-0	1	0	0	0	0	0	0	1
Sam Houston State		3-7	0-0	1-2	1	1	7	2	0	0	2	19
Delaware State		3-4	0-0	0-0	0	2	6	0	0	0	0	8
Missouri												
Georgia												
Bryant												
Gonzaga												
Maryland												
Maine												
Dartmouth												
Indiana												
Sacred Heart												
Pittsburgh												
Cincinnati												
Louisville												
South Florida												
Connecticut												
Rutgers												
Syracuse												
Seton Hall												
Connecticut												
Marquette												
West Virginia												
DePaul												
Rutgers												
Villanova												
West Virginia												
St. John's												
Georgetown												
Providence												

Career Stats vs. The BIG EAST


Opponent	GP-GS	Min.	FG-A	3PT-A	FT-A	Reb.	A	PF	B	S	Pts.
Cincinnati	1-0	4	1-1	0-0	0-0	0/0.0	0	1	0	0	2/2.0
Connecticut	0-0	0	0-0	0-0	0-0	0/0.0	0	0	0	0	0/0.0
DePaul	1-0	2	1-1	0-0	0-0	0/0.0	0	0	0	0	2/2.0
Georgetown	0-0	0	0-0	0-0	0-0	0/0.0	0	0	0	0	0/0.0
Louisville	0-0	0	0-0	0-0	0-0	0/0.0	0	0	0	0	0/0.0
Marquette	1-0	2	0-0	0-0	0-0	1/1.0	0	0	0	0	0/0.0
Pittsburgh	0-0	0	0-0	0-0	0-0	0/0.0	0	0	0	0	0/0.0
Providence	0-0	0	0-0	0-0	0-0	0/0.0	0	0	0	0	0/0.0
Rutgers	0-0	0	0-0	0-0	0-0	0/0.0	0	0	0	0	0/0.0
St. John's	1-0	0	0-0	0-0	0-0	0/0.0	0	0	0	0	0/0.0
Seton Hall	0-0	0	0-0	0-0	0-0	0/0.0	0	0	0	0	0/0.0
USF	1-0	5	0-2	0-0	0-0	0/0.0	0	0	0	0	0/0.0
Syracuse	1-0	0+	0-0	0-0	0-0	0/0.0	0	0	0	0	0/0.0
Villanova	1-0	1	0-0	0-0	0-0	1/1.0	1	1	0	0	0/0.0
West Virginia	0-0	0	0-0	0-0	0-0	0/0.0	0	0	0	0	0/0.0

Career Statistics

Season	GP-GS	Min	Avg	FG-A	Pct	3FG-A	Pct	FT-A	Pct	O-D-TOT	Avg	PF-FO	Ast	TO	Blk	Stl	Pts	Avg	
2009-10										Did Not Play									
2010-11	14-0	53	3.8	9-19	.474	0-0	.000	2-2	1.000	7-9-16	1.1	3-0	3	1	2	0	20	1.4	
2011-12	4-0	33	8.3	6-12	.500	0-0	.000	1-2	.500	0-4-4	1.0	3-0	2	0	0	2	13	3.3	
TOTAL	18-0	86	4.8	15-31	.484	0-0	.000	3-4	.750	7-13-20	1.1	6-0	5	1	2	2	33	1.8	

Career BIG EAST Statistics

Season	GP-GS	Min	Avg	FG-A	Pct	3FG-A	Pct	FT-A	Pct	O-D-TOT	Avg	PF-FO	Ast	TO	Blk	Stl	Pts	Avg	
2009-10										Did Not Play									
2010-11	6-0	11	1.8	1-3	.333	0-0	.000	0-0	.000	1-1-2	0.3	1-0	1	0	0	0	2	0.3	
2011-12	0-0	0	0.0	0-0	.000	0-0	.000	0-0	.000	0-0-0	0.0	0-0	0	0	0	0	0	0.0	
TOTAL	6-0	11	1.8	1-3	.333	0-0	.000	0-0	.000	1-1-2	0.3	1-0	1	0	0	0	2	0.3	



32 Joey Brooks | Junior • Guard

6-6 • 220
Houston, Texas • Strake Jesuit Prep School

Career Games With:

Double Figure Points	2
20-Plus Points.....	N/A
30-Plus Points.....	N/A
10-Plus Rebounds.....	N/A
10-Plus Assists	N/A
Double-Double	N/A

2011-12 Honors, Awards & Accomplishments

- First career start against Mississippi Valley State (11/12/11)
- Set career bests in points (13), rebounds (9), FT's (7) and minutes (35) in second career start against Detroit (11/14/11)

Season and Career Bests

Points	Season 13 (vs. Detroit 11/14/11)	FG's	Season 3 (on two occasions)
Career 13 (vs. Detroit 11/14/11)	Career 3 (on five occasions)	3PT FG's	Season 1 (vs. MVSU 11/12/11)
Rebounds	Season 9 (vs. Detroit 11/14/11)	Career 1 (on six occasions)	FT's
Career 9 (vs. Detroit 11/14/11)	Career 7 (vs. Detroit 11/14/11)	Career 7 (vs. Detroit 11/14/11)	Minutes
Assists	Season 3 (vs. MVSU 11/12/11)	Career 7 (vs. Detroit 11/14/11)	Season 35 (vs. Detroit 11/14/11)
Career 3 (on two occasions)	Career 7 (vs. Detroit 11/14/11)	Career 35 (vs. Detroit 11/14/11)	Career 35 (vs. Detroit 11/14/11)
Steals	Season 2 (vs. Detroit 11/14/11)		
Career 3 (vs. Georgia Southern 11/12/10)			
Blocks	Season --		
Career --			

Game-By-Game Stats

	Start	FG-A	3P-A	FT-A	Reb	PF	TP	A	TO	BK	S	Min
Mississippi Valley State	*	3-6	1-2	2-4	4	1	9	3	2	0	0	29
Detroit	*	3-9	0-0	7-13	9	3	13	2	1	0	2	35
Sam Houston State	*	0-4	0-0	0-0	1	1	0	1	0	0	0	12
Delaware State												
Missouri		1-5	1-2	1-2	1	2	4	1	1	0	0	14
Georgia		0-1	0-0	0-0	0	0	0	0	0	0	0	3
Bryant												
Gonzaga												
Maryland												
Maine												
Dartmouth												
Indiana												
Sacred Heart												
Pittsburgh												
Cincinnati												
Louisville												
South Florida												
Connecticut												
Rutgers												
Syracuse												
Seton Hall												
Connecticut												
Marquette												
West Virginia												
DePaul												
Rutgers												
Villanova												
West Virginia												
St. John's												
Georgetown												
Providence												

Career Stats vs. The BIG EAST

Opponent	GP-GS	Min.	FG-A	3PT-A	FT-A	Reb.	A	PF	B	S	Pts.
Cincinnati	4-0	13	2-4	1-3	0-1	3/0.8	1	1	0	0	5/1.3
Connecticut	3-0	8	0-0	0-0	0-0	1/0.3	1	2	0	0	0/0.0
DePaul	2-0	11	0-0	0-0	2-2	1/0.5	0	0	0	0	2/1.0
Georgetown	0-0	0	0-0	0-0	0-0	0/0.0	0	0	0	0	0/0.0
Louisville	1-0	2	0-0	0-0	0-0	0/0.0	0	1	0	0	0/0.0
Marquette	2-0	18	1-2	0-0	1-4	1/0.5	0	3	0	2	3/1.5
Pittsburgh	0-0	0	0-0	0-0	0-0	0/0.0	0	0	0	0	0/0.0
Providence	1-0	0	0-0	0-0	0-0	0/0.0	0	0	0	0	0/0.0
Rutgers	2-0	5	0-1	0-0	0-0	0/0.0	0	0	0	1	0/0.0
St. John's	3-0	38	1-1	0-0	9-16	5/1.7	0	4	0	2	11/3.7
Seton Hall	2-0	8	1-1	0-0	1-2	0/0.0	0	2	0	1	3/1.5
USF	1-0	9	0-1	0-0	0-2	0/0.0	0	1	0	0	0/0.0
Syracuse	1-0	1	0-0	0-0	0-0	0/0.0	0	0	0	0	0/0.0
Villanova	2-0	8	1-2	0-0	0-0	0/0.0	1	0	0	1	2/1.0
West Virginia	2-0	11	2-3	1-1	0-0	1/0.5	0	1	0	0	5/2.5

Career Statistics

Season	GP-GS	Min	Avg	FG-A	Pct	3FG-A	Pct	FT-A	Pct	O-D-TOT	Avg	PF-FO	Ast	TO	Blk	Stl	Pts	Avg
2009-10	22-0	86	3.9	15-31	.484	4-7	.571	11-16	.688	5-4-9	0.4	12-0	4	5	0	9	45	2.0
2010-11	27-0	205	7.6	12-34	.353	1-13	.077	17-37	.459	7-22-29	1.1	25-1	11	15	0	10	42	1.6
2011-12	5-3	93	18.6	7-25	.280	2-4	.500	10-19	.526	3-12-15	3.0	7-0	7	4	0	2	26	5.2
TOTAL	54-3	384	7.1	34-90	.378	7-24	.292	38-72	.528	15-38-53	1.0	44-1	22	24	0	21	113	2.1

Career BIG EAST Statistics

Season	GP-GS	Min	Avg	FG-A	Pct	3FG-A	Pct	FT-A	Pct	O-D-TOT	Avg	PF-FO	Ast	TO	Blk	Stl	Pts	Avg
2009-10	11-0	39	3.5	5-8	.625	2-2	1.000	3-4	.750	0-3-3	0.3	5-0	2	1	0	3	15	1.4
2010-11	13-0	87	6.7	2-6	.333	0-2	.000	10-23	.435	1-8-9	0.7	9-0	0	5	0	4	14	1.1
2011-12	0-0	0	0.0	0-0	.000	0-0	.000	0-0	.000	0-0-0	0.0	0-0	0	0	0	0	0	0.0
TOTAL	24-0	126	5.3	7-14	.500	2-4	.500	13-27	.481	1-11-12	0.5	14-0	2	6	0	7	29	1.2



33 Mike Broghammer | Junior • Forward 6-9 • 265 Orono, Minn. • Hopkins

Career Games With:

Double Figure Points.....	N/A
20-Plus Points.....	N/A
30-Plus Points.....	N/A
10-Plus Rebounds.....	N/A
10-Plus Assists.....	N/A
Double-Double.....	N/A

2011-12 Honors, Awards & Accomplishments

- Tied career high with 11 minutes and set career high in assists with two against Sam Houston State (11/16/11)
- Set career highs in points (9), FG's (4), rebounds (5) and minutes (12) against Delaware State (11/18/11)

Season and Career Bests

Points	9 (vs. Delaware St. 11/18/11)	FG's	4 (vs. Delaware St. 11/18/11)
Season	9 (vs. Delaware St. 11/18/11)	Career	4 (vs. Delaware St. 11/18/11)
Rebounds	5 (vs. Delaware St. 11/18/11)	3PT FG's	--
Season	5 (vs. Delaware St. 11/18/11)	Season	1 (vs. Bucknell 12/22/09)
Career	5 (vs. Delaware St. 11/18/11)	Career	1 (vs. Bucknell 12/22/09)
Assists	2 (vs. Sam Houston 11/16/11)	FT's	1 (vs. Delaware St. 11/18/11)
Season	2 (vs. Sam Houston 11/16/11)	Season	1 (on seven occasions)
Career	2 (vs. Sam Houston 11/16/11)	Career	1 (on seven occasions)
Steals	1 (vs. MVSU 11/12/11)	Minutes	12 (vs. Delaware St. 11/18/11)
Season	1 (vs. MVSU 11/12/11)	Season	12 (vs. Delaware St. 11/18/11)
Career	2 (vs. Louisville 2/17/10)	Career	12 (vs. Delaware St. 11/18/11)
Blocks	1 (on two occasions)		
Season	1 (on two occasions)		
Career	1 (on five occasions)		

Game-By-Game Stats

	Start	FG-A	3P-A	FT-A	Reb	PF	TP	A	TO	BK	S	Min
Mississippi Valley State	3-4	0-0	0-0	2	0	6	0	0	1	1	8	
Detroit	0-1	0-0	0-2	0	0	0	0	0	0	0	1	
Sam Houston State	1-1	0-0	0-0	2	1	2	2	1	1	1	0	11
Delaware State	4-5	0-0	1-2	5	3	9	1	1	0	0	12	
Missouri	0-0	0-0	0-0	1	0	0	0	0	0	0	4	
Georgia	0-0	0-0	0-0	0	0	0	0	0	0	0	1	
Bryant												
Gonzaga												
Maryland												
Maine												
Dartmouth												
Indiana												
Sacred Heart												
Pittsburgh												
Cincinnati												
Louisville												
South Florida												
Connecticut												
Rutgers												
Syracuse												
Seton Hall												
Connecticut												
Marquette												
West Virginia												
DePaul												
Rutgers												
Villanova												
West Virginia												
St. John's												
Georgetown												
Providence												

Career Stats vs. The BIG EAST

Opponent	GP-GS	Min.	FG-A	3PT-A	FT-A	Reb.	A	PF	B	S	Pts.
Cincinnati	0-0	0	0-0	0-0	0-0	0/0.0	0	0	0	0	0/0.0
Connecticut	1-0	1	0-0	0-0	0-0	0/0.0	0	0	0	0	0/0.0
DePaul	0-0	0	0-0	0-0	0-0	0/0.0	0	0	0	0	0/0.0
Georgetown	0-0	0	0-0	0-0	0-0	0/0.0	0	0	0	0	0/0.0
Louisville	1-0	10	1-2	0-0	0-0	1/1.0	0	5	0	2	2/2.0
Marquette	1-0	2	1-1	0-0	0-0	0/0.0	0	0	0	0	2/2.0
Pittsburgh	1-0	3	0-1	0-0	0-0	0/0.0	0	0	0	0	0/0.0
Providence	0-0	0	0-0	0-0	0-0	0/0.0	0	0	0	0	0/0.0
Rutgers	0-0	0	0-0	0-0	0-0	0/0.0	0	0	0	0	0/0.0
St. John's	1-0	2	0-0	0-0	0-0	0/0.0	0	0	1	0	0/0.0
Seton Hall	0-0	0	0-0	0-0	0-0	0/0.0	0	0	0	0	0/0.0
USF	0-0	0	0-0	0-0	0-0	0/0.0	0	0	0	0	0/0.0
Syracuse	1-0	1	0-0	0-0	0-0	0/0.0	0	0	0	0	0/0.0
Villanova	0-0	0	0-0	0-0	0-0	0/0.0	0	0	0	0	0/0.0
West Virginia	0-0	0	0-0	0-0	0-0	0/0.0	0	0	0	0	0/0.0

Career Statistics

Season	GP-GS	Min	Avg	FG-A	Pct	3FG-A	Pct	FT-A	Pct	O-D-TOT	Avg	PF-FO	Ast	TO	Blk	Stl	Pts	Avg
2009-10	13-0	71	5.5	10-22	.455	1-4	.250	3-7	.429	8-6-14	1.1	13-1	2	4	1	4	24	1.8
2010-11	10-0	52	5.2	8-20	.400	0-0	.000	2-6	.333	6-4-10	1.0	8-0	1	2	2	0	18	1.8
2011-12	6-0	37	6.2	8-11	.727	0-0	.000	1-4	.250	5-5-10	1.7	4-0	3	2	2	1	17	2.8
TOTAL	29-0	160	5.5	26-53	.491	1-4	.250	6-17	.353	19-15-34	1.2	25-1	6	8	5	5	59	2.0

Career BIG EAST Statistics

Season	GP-GS	Min	Avg	FG-A	Pct	3FG-A	Pct	FT-A	Pct	O-D-TOT	Avg	PF-FO	Ast	TO	Blk	Stl	Pts	Avg
2009-10	3-0	14	4.7	1-3	.333	0-0	.000	0-0	.000	1-0-1	0.3	5-1	0	1	0	2	2	0.7
2010-11	3-0	5	1.7	1-1	1.000	0-0	.000	0-0	.000	0-0-0	0.0	0-0	0	0	0	0	2	0.7
2011-12	0-0	0	0.0	0-0	.000	0-0	.000	0-0	.000	0-0-0	0.0	0-0	0	0	0	0	0	0.0
TOTAL	6-0	19	3.2	2-4	.500	0-0	.000	0-0	.000	1-0-1	0.2	5-1	0	1	0	2	4	0.7



45 Jack Cooley | Junior • Forward

6-9 • 248
Glenview, Ill. • Glenbrook South

Career Games With:

Double Figure Points.....	5
20-Plus Points.....	N/A
30-Plus Points.....	N/A
10-Plus Rebounds.....	2
10-Plus Assists.....	N/A
Double-Double.....	1

Season and Career Bests

Points	11 (vs. Delaware St. 11/18/11)	FG's	3 (vs. Detroit 11/14/11)
Season	18 (vs. USF 2/12/11)	Career	9 (vs. USF 2/12/11)
Rebounds	17 (vs. Delaware St. 11/18/11)	3PT FG's	Season --
Season	17 (vs. Delaware St. 11/18/11)	Career	--
Assists	4 (vs. Sam Houston 11/16/11)	FT's	7 (vs. Delaware St. 11/18/11)
Season	4 (vs. Sam Houston 11/16/11)	Career	7 (vs. Delaware St. 11/18/11)
Steals	3 (on two occasions)	Minutes	31 (vs. Delaware St. 11/18/11)
Season	3 (on two occasions)	Career	31 (vs. Delaware St. 11/18/11)
Blocks	2 (on two occasions)		
Season	2 (on five occasions)		
Career			

2011-12 Honors, Awards & Accomplishments

- First career start versus Mississippi Valley State (11/12/11)
- Set career marks in assists (4) and steals (3) against Sam Houston State (11/16/11)
- Registered first career double-double with 11 points (including career-high 7 free throws) and a career-best 17 rebounds against Delaware State (11/18/11) in a career-high 31 minutes of action
- Matched career best with 3 steals against Missouri (11/21/11)
- Recorded career best 2 blocks for fifth time in career against Georgia (11/22/11)

Game-By-Game Stats

	Start	FG-A	3P-A	FT-A	Reb	PF	TP	A	TO	BK	S	Min
Mississippi Valley State	*	0-5	0-0	3-4	10	3	3	1	1	1	0	17
Detroit	*	3-3	0-0	1-1	8	4	7	2	4	2	0	22
Sam Houston State	*	2-3	0-0	2-4	6	3	6	4	3	1	3	24
Delaware State	*	2-7	0-0	7-8	17	2	11	1	2	0	0	31
Missouri	*	0-1	0-0	0-0	1	1	0	0	0	0	3	18
Georgia	*	1-1	0-0	0-3	6	2	2	0	1	2	1	22
Bryant												
Gonzaga												
Maryland												
Maine												
Dartmouth												
Indiana												
Sacred Heart												
Pittsburgh												
Cincinnati												
Louisville												
South Florida												
Connecticut												
Rutgers												
Syracuse												
Seton Hall												
Connecticut												
Marquette												
West Virginia												
DePaul												
Rutgers												
Villanova												
West Virginia												
St. John's												
Georgetown												
Providence												

Career Stats vs. The BIG EAST

Opponent	GP-GS	Min.	FG-A	3PT-A	FTA	Reb.	A	PF	B	S	Pts.
Cincinnati	3-0	21	2-3	0-0	0-0	7/2.3	0	2	2	0	4/1.3
Connecticut	4-0	40	3-7	0-0	1-2	14/3.5	0	5	0	1	7/1.8
DePaul	1-0	7	1-2	0-0	1-2	1/1.0	1	3	0	0	3/3.0
Georgetown	2-0	17	3-3	0-0	0-0	4/2.0	0	0	0	0	6/3.0
Louisville	3-0	51	8-8	0-0	0-1	14/4.7	0	10	3	3	16/5.3
Marquette	2-0	11	0-2	0-0	0-0	3/1.5	0	2	0	0	0/0.0
Pittsburgh	2-0	23	1-2	0-0	0-1	5/2.5	0	5	2	0	2/1.0
Providence	1-0	8	1-2	0-0	0-0	2/2.0	2	0	0	0	2/2.0
Rutgers	1-0	4	1-2	0-0	0-0	1/1.0	0	0	1	0	2/2.0
St. John's	3-0	29	2-5	0-0	3-6	8/2.7	0	4	2	1	7/2.3
Seton Hall	1-0	5	0-0	0-0	0-2	1/1.0	0	1	0	0	0/0.0
USF	2-0	16	9-10	0-0	0-1	8/4.0	0	2	1	1	18/9.0
Syracuse	1-0	12	2-3	0-0	0-0	2/2.0	0	2	1	0	4/4.0
Villanova	2-0	14	0-0	0-0	0-0	5/2.5	1	1	1	0	0/0.0
West Virginia	1-0	9	0-2	0-0	0-0	3/3.0	1	1	0	0	0/0.0

Career Statistics

Season	GP-GS	Min	Avg	FG-A	Pct	3FG-A	Pct	FT-A	Pct	O-D-TOT	Avg	PF-FO	Ast	TO	Blk	Stl	Pts	Avg
2009-10	21-0	111	5.3	8-20	.400	0-0	.000	4-12	.333	22-15-37	1.8	19-1	1	4	5	3	20	1.0
2010-11	34-0	351	10.3	55-84	.655	0-0	.000	15-29	.517	53-53-106	3.1	51-0	11	11	18	8	125	3.7
2011-12	6-6	134	22.3	8-20	.400	0-0	.000	13-20	.650	19-29-48	8.0	15-0	8	11	6	7	29	4.8
TOTAL	61-6	596	9.8	71-124	.573	0-0	.000	32-61	.525	94-97-191	3.1	85-1	20	26	29	18	174	2.9

Career BIG EAST Statistics

Season	GP-GS	Min	Avg	FG-A	Pct	3FG-A	Pct	FT-A	Pct	O-D-TOT	Avg	PF-FO	Ast	TO	Blk	Stl	Pts	Avg
2009-10	9-0	59	6.6	4-6	.667	0-0	.000	1-4	.250	7-8-15	1.7	14-1	0	1	2	2	9	1.0
2010-11	18-0	177	9.8	25-40	.625	0-0	.000	4-11	.364	23-27-50	2.8	23-0	5	4	8	3	54	3.0
2011-12	0-0	0	0.0	0-0	.000	0-0	.000	0-0	.000	0-0-0	0.0	0-0	0	0	0	0	0	0.0
TOTAL	27-0	236	8.7	29-46	.630	0-0	.000	5-15	.333	30-35-65	2.4	37-1	5	5	10	5	63	2.3

Notre Dame 80, Mississippi Valley State 67												
Notre Dame, Ind. (Purcell Pavilion)												
November 12, 2011												
Game #1	FG-A	3FG-A	FT-A	REB	PF	TP	A	TO	BK	ST	MIN	
Mississippi Valley State	6-9	0-0	0-0	1-4-5	4	12	0	1	0	0	33	
Amos Stuidvant	5-11	1-2	2-3	4-1-5	5	13	1	4	0	1	27	
Falando Jones	3-9	1-3	0-0	1-3-4	4	7	3	3	0	0	31	
Terrence Joyner	5-15	3-10	1-5	1-8-9	1	14	5	3	0	2	33	
Kevin Burwell	6-9	2-4	0-0	0-2-2	3	14	4	0	0	0	30	
Luka Pajkovic	0-0	0-0	0-0	0-1-1	1	0	3	0	0	1	5	
Brent Arrington	1-2	1-2	0-0	0-0-0	3	3	0	1	0	0	17	
Cor-J Cox	2-7	0-1	0-0	0-2-2	2	4	0	0	0	1	23	
Blake Ralling	0-1	0-1	0-0	0-0-0	0	0	0	0	0	0	1	
Team				2-0-2								
Totals	28-63	8-23	3-8	9-21-30	23	67	16	12	0	5	200	
Total FG%	1st Half: 13-31, 41.9%			2nd Half: 15-32, 46.9%				Game: 44.4%				
3-PT FG%	1st Half: 3-9, 33.3%			2nd Half: 5-14, 35.7%				Game: 34.8%				
FT %	1st Half: 1-4, 25.0%			2nd Half: 2-4, 50.0%				Game: 37.5%				
Deadball Rebounds: 2												

Notre Dame	FG-A	3FG-A	FT-A	REB	PF	TP	A	TO	BK	ST	MIN	
Jack Cooley	0-5	0-0	3-4	4-6-10	3	3	1	1	1	0	17	
Eric Atkins	6-7	3-3	12-12	0-4-4	3	27	6	4	0	1	37	
Scott Martin	6-14	2-6	1-2	1-4-5	3	15	2	3	0	1	34	
Jerian Grant	4-7	2-3	1-1	1-1-2	1	11	5	1	0	2	33	
Joey Brooks	3-6	1-2	2-4	1-3-4	1	9	3	2	0	0	29	
Patrick Crowley	0-0	0-0	0-0	0-0-0	0	0	0	0	0	0	1	
Alex Dragicevich	2-7	0-3	3-4	2-2-4	0	7	2	0	0	0	21	
Pat Connaughton	0-4	0-2	2-2	0-4-4	1	2	0	0	0	0	15	
Tom Knight	0-0	0-0	0-0	0-2-2	0	0	0	0	0	0	5	
Mike Broghammer	3-4	0-0	0-0	1-1-2	0	6	0	0	1	1	8	
Team				0-2-2								
Totals	24-54	8-19	24-29	10-29-39	12	80	19	11	2	5	200	
Total FG%	1st Half: 13-27, 48.1%			2nd Half: 11-27, 40.7%				Game: 44.4%				
3-PT FG%	1st Half: 5-11, 45.5%			2nd Half: 3-8, 37.5%				Game: 42.1%				
FT %	1st Half: 7-8, 87.5%			2nd Half: 17-21, 81.0%				Game: 82.8%				
Deadball Rebounds: 4												

SCORE BY PERIODS

	1	2	F
Mississippi Valley State	30	37	67
Notre Dame	38	42	80

OFFICIALS: Tim Clougherty, Jeff Clark, Alfred Smith
TECHNICALS: Mississippi Valley State - TEAM 2. Notre Dame - None.
ATTENDANCE: 7,087

Notes: The contest was the first-ever meeting between the Irish and Mississippi Valley State ... Notre Dame extended its home win streak at Purcell Pavilion to 20 games ... The Irish have won 13 straight season openers (all 12 under Mike Brey) and are now 89-18 all-time in season openers ... Notre Dame has made a three-pointer in 409 consecutive games ... Making the first starts of their career were Joey Brooks, Jack Cooley and Jerian Grant ... Eric Atkins' 27 points were a career high and he reached double figures for the eighth time in his career ... He also made a career-high three three-pointers and 12 free throws ... Jerian Grant's 11 points were a career high ... Mike Broghammer's six points were a career best ... Jack Cooley notched double figures in rebounds for the first time in his career ... Scott Martin's 15 points marked the 33rd time that he reached double figures in his career.

Notre Dame 74, Sam Houston State 41												
Notre Dame, Ind. (Purcell Pavilion)												
November 16, 2011 • Progressive CBE Classic												
Game #3	FG-A	3FG-A	FT-A	REB	PF	TP	A	TO	BK	ST	MIN	
Sam Houston State	2-4	0-0	0-0	1-2-3	5	4	0	1	0	0	15	
Steven Werner	6-14	3-4	1-2	1-7-8	1	16	0	4	1	1	30	
Marcus James	1-7	0-3	0-0	0-1-1	1	2	2	2	0	1	22	
Darius Gatson	2-8	0-3	0-0	1-5-6	2	4	3	5	0	1	33	
Demarcus Gatlin	2-7	0-3	1-1	0-2-2	2	5	1	1	0	0	36	
Konner Tucker	0-1	0-1	0-0	0-1-1	1	0	0	0	0	0	5	
Marquel McKinney	1-3	0-0	0-0	0-2-2	0	2	3	1	0	0	16	
Aaron Harwell	0-0	0-0	0-0	0-0-0	0	0	0	0	0	0	1	
Cameron Sadler	1-5	0-1	0-0	0-0-0	1	2	1	1	0	0	16	
Aaron Thompson	0-0	0-0	0-0	0-0-0	0	0	0	0	0	0	1	
Wesley Fritz	3-4	0-0	0-2	2-6-8	4	6	1	3	0	0	25	
Michael Holyfield				2-1-3								
Team				1-1-3								
Totals	18-53	3-15	2-5	7-27-34	17	41	11	18	1	3	200	
Total FG%	1st Half: 7-24, 29.2%			2nd Half: 11-29, 37.9%				Game: 34.0%				
3-PT FG%	1st Half: 1-5, 20.0%			2nd Half: 2-10, 20.0%				Game: 20.0%				
FT %	1st Half: 1-1, 100.0%			2nd Half: 1-4, 25.0%				Game: 40.0%				
Deadball Rebounds: 2												

Notre Dame	FG-A	3FG-A	FT-A	REB	PF	TP	A	TO	BK	ST	MIN	
Jack Cooley	2-3	0-0	2-4	2-4-6	3	6	4	3	1	3	24	
Alex Dragicevich	2-6	1-4	2-4	0-3-3	0	7	3	1	1	0	30	
Scott Martin	4-9	2-4	1-2	1-4-5	3	11	1	2	0	1	33	
Jerian Grant	6-6	1-1	4-7	0-6-6	0	17	7	1	0	2	36	
Joey Brooks	0-4	0-0	0-0	0-1-1	1	0	1	0	0	0	12	
Patrick Crowley	0-1	0-0	0-0	0-1-1	0	0	0	0	0	0	2	
Pat Connaughton	9-14	6-10	0-1	0-5-5	1	24	1	1	0	2	33	
Tom Knight	3-7	0-0	1-2	0-1-1	1	7	2	0	0	2	19	
Mike Broghammer	1-1	0-0	0-0	0-2-2	1	2	2	1	1	0	11	
Team				0-2-2								
Totals	27-51	10-19	10-20	3-29-32	10	74	21	9	3	10	200	
Total FG%	1st Half: 13-22, 59.1%			2nd Half: 14-29, 48.3%				Game: 52.9%				
3-PT FG%	1st Half: 6-10, 60.0%			2nd Half: 4-9, 44.4%				Game: 52.6%				
FT %	1st Half: 6-11, 54.5%			2nd Half: 4-9, 44.4%				Game: 50.0%				
Deadball Rebounds: 4												

SCORE BY PERIODS

	1	2	F
Sam Houston State	16	25	41
Notre Dame	38	36	74

OFFICIALS: Guy Pagano, Jim Bruno, Rob Riley
TECHNICALS: Sam Houston State - None. Notre Dame - None.
ATTENDANCE: 6,614

Notes: Notre Dame is off to a 3-0 start for the fourth straight season ... The 41 points allowed were the fewest by an Irish team since Monmouth scored 33 on Nov. 16, 2007 ... The 16 points by Sam Houston State in the first half were the fewest by a Notre Dame opponent in the half since California scored five first-half points on Nov. 26, 2010 ... Pat Connaughton 24 points were the most by an Irish freshman since Torin Francis had 25 against Arizona on March 27, 2003 ... Connaughton's six three-pointers were the most for an Irish freshman since Chris Thomas had six against Connecticut on March 8, 2002 ... Notre Dame upped its home win streak to 22 straight games ... Jerian Grant's career high 17 points marked his third straight game in double figures ... Grant is the first player since Luke Harangody in 2006-07 to score in double figures in his first three collegiate outings ... Tom Knight's seven points matched his career high.

Notre Dame 59, Detroit 53												
Notre Dame, Ind. (Purcell Pavilion)												
November 14, 2011 • Progressive CBE Classic												
Game #2	FG-A	3FG-A	FT-A	REB	PF	TP	A	TO	BK	ST	MIN	
Detroit	4-8	0-0	0-0	4-6-10	5	8	1	2	5	0	23	
LaMarcus Lowe	1-4	0-0	0-1	0-1-1	4	2	0	0	0	0	24	
Nick Minnerath	6-23	1-4	0-0	2-9-11	2	13	2	2	1	4	37	
Chase Simon	7-17	4-8	2-2	3-4-7	4	20	4	2	0	1	37	
Ray McCallum	1-9	1-7	2-2	2-2-4	3	5	4	1	0	0	34	
Jason Calliste	0-1	0-0	0-2	1-0-1	2	0	1	4	0	0	15	
Donavan Foster	0-0	0-0	0-0	0-0-0	0	0	0	0	0	0	1	
PJ Boutte	2-6	0-2	1-1	3-3-6	4	5	1	0	1	0	25	
Doug Anderson	0-0	0-0	0-0	0-0-0	2	0	0	0	0	0	4	
Evan Bruinsma				2-2-4								
Team				2-2-4								
Totals	21-68	6-21	5-8	17-27-44	26	53	13	12	7	5	200	
Total FG%	1st Half: 11-30, 36.7%			2nd Half: 10-38, 26.3%				Game: 30.9%				
3-PT FG%	1st Half: 6-14, 42.9%			2nd Half: 0-7, 0.0%				Game: 28.6%				
FT %	1st Half: 3-5, 60.0%			2nd Half: 2-3, 66.7%				Game: 62.5%				
Deadball Rebounds: 1												

Notre Dame	FG-A	3FG-A	FT-A	REB	PF	TP	A	TO	BK	ST	MIN	
Jack Cooley	3-3	0-0	1-1	2-6-8	4	7	2	4	2	0	22	
Eric Atkins	4-9	0-2	5-8	0-2-2	1	13	4	3	0	0	39	
Scott Martin	1-7	1-5	0-0	1-5-6	2	3	0	3	0	1	39	
Jerian Grant	4-10	3-6	0-0	0-2-2	0	11	3	1	0	1	30	
Joey Brooks	3-9	0-0	7-13	2-7-9	3	13	2	1	0	2	35	
Alex Dragicevich	0-2	0-1	2-4	0-2-2	0	2	1	0	1	0	13	
Pat Connaughton	4-5	0-1	2-3	2-7-9	2	10	0	1	0	0	20	
Tom Knight	0-1	0-0	0-0	0-1-1	0	0	0	0	0	0	1	
Mike Broghammer	0-1	0-0	0-2	0-0-0	0	0	0	0	0	0	1	
Team				3-0-3								
Totals	19-47	4-15	17-31	10-32-42								

Game #5 Missouri 87, Notre Dame 58
Kansas City, Mo. (Sprint Center)
November 21, 2011 • Progressive CBE Classic Semifinal

Missouri	FG-A	3FG-A	FT-A	REB	PF	TP	A	TO	BK	ST	MIN
Ricardo Ratliffe	6-9	0-0	0-0	1-7-8	3	12	2	0	1	2	21
Phil Pressey	6-10	1-2	4-4	0-4-4	0	17	2	0	0	2	33
Matt Pressey	2-7	0-1	3-4	1-4-5	3	7	1	1	0	1	23
Marcus Denmon	9-11	2-3	6-7	0-4-4	3	26	0	1	0	0	25
Kim English	4-5	2-2	0-0	1-5-6	2	10	4	3	2	2	34
Michael Dixon	3-10	0-3	0-0	0-5-5	1	6	2	2	0	2	34
Kadeem Green	1-1	0-0	3-4	0-2-2	3	5	0	0	0	0	8
Jarrett Sutton	0-0	0-0	0-0	0-0-0	0	0	0	0	0	0	4
Steve Moore	1-2	0-0	2-2	0-2-2	2	4	1	1	2	1	16
Andy Rosburg	0-0	0-0	0-0	0-0-0	0	0	0	0	0	0	2
Team				1-1-2							
Totals	32-55	5-11	18-21	4-34-38	17	87	12	8	5	10	200
Total FG%	1st Half: 19-30, 63.3%			2nd Half: 13-25, 52.0%				Game: 58.2%			
3-PT FG%	1st Half: 3-7, 42.9%			2nd Half: 2-4, 50.0%				Game: 45.5%			
FT %	1st Half: 11-13, 84.6%			2nd Half: 7-8, 87.5%				Game: 85.7%			
Deadball Rebounds: 3											

Notre Dame	FG-A	3FG-A	FT-A	REB	PF	TP	A	TO	BK	ST	MIN
Tim Abromaitis	9-18	0-4	4-5	2-6-8	2	22	3	4	0	0	38
Jack Cooley	0-1	0-0	0-0	0-1-1	1	0	0	0	0	3	18
Eric Atkins	2-8	1-1	2-2	0-1-1	3	7	1	3	0	0	32
Scott Martin	3-8	1-3	5-6	1-4-5	2	12	1	2	0	2	31
Jerian Grant	3-8	0-2	0-1	0-1-1	2	6	2	2	0	0	27
Alex Dragicevich	0-2	0-2	0-0	0-0-0	3	0	0	1	0	0	10
Pat Connaughton	2-4	1-2	2-3	1-4-5	1	7	0	0	1	0	26
Joey Brooks	1-5	1-2	1-2	0-1-1	2	4	1	1	0	0	14
Mike Broghammer	0-0	0-0	0-0	0-1-1	0	0	0	0	0	0	4
Team				1-0-1							
Totals	20-54	4-16	14-19	5-19-24	16	58	8	13	1	5	200
Total FG%	1st Half: 13-26, 50.0%			2nd Half: 7-28, 25.0%				Game: 37.0%			
3-PT FG%	1st Half: 2-5, 40.0%			2nd Half: 2-11, 18.2%				Game: 25.0%			
FT %	1st Half: 9-11, 81.8%			2nd Half: 5-8, 62.5%				Game: 73.7%			
Deadball Rebounds: 0											

SCORE BY PERIODS

	1	2	F
Missouri	52	35	87
Notre Dame	37	21	58

OFFICIALS: Rick Hartzell, Tim Gattis, Brent Dugas
TECHNICALS: Missouri - None. Notre Dame - None.
ATTENDANCE: 11,436

Notes: Missouri and Notre Dame met for the ninth time and the first time since Jan. 12, 1995 ... With the win, the Tigers lead the all-time series 7-2 ... Tim Abromaitis returned to the Irish lineup and registered the 22nd 20-plus scoring effort of his career ... Notre Dame's 29-point deficit was the largest since a 31-point loss (101-70) to Connecticut on Jan. 12, 1999 ... Notre Dame has now made a three-point field goal in 413 consecutive games ... Abromaitis led the Irish in scoring for the 17th time in his career ... Scott Martin netted double figures for the fourth time in five games and 36th time in his career ... Notre Dame used its fourth different starting lineup of the season.

Game #6 Georgia 61, Notre Dame 57
Kansas City, Mo. (Sprint Center)
November 22, 2011 • Progressive CBE Classic Consolation

Notre Dame	FG-A	3FG-A	FT-A	REB	PF	TP	A	TO	BK	ST	MIN
Tim Abromaitis	1-12	0-7	4-4	0-6-6	5	6	2	2	0	1	38
Jack Cooley	1-1	0-0	0-3	1-5-6	2	2	0	1	2	1	22
Eric Atkins	4-8	1-1	3-4	1-1-2	3	12	1	4	0	2	38
Scott Martin	2-9	0-5	2-2	1-2-3	3	6	0	1	1	2	34
Jerian Grant	4-7	2-4	10-11	1-4-5	2	20	4	0	0	1	39
Alex Dragicevich	0-1	0-0	0-0	0-0-0	1	0	0	0	0	0	7
Pat Connaughton	4-7	1-3	2-4	0-0-0	0	11	0	0	0	0	18
Joey Brooks	0-1	0-0	0-0	0-0-0	0	0	0	0	0	0	3
Mike Broghammer	0-0	0-0	0-0	0-0-0	0	0	0	0	0	0	1
Team				1-0-1							
Totals	16-46	4-20	21-28	5-18-23	16	57	7	8	3	7	200
Total FG%	1st Half: 8-21, 38.1%			2nd Half: 8-25, 32.0%				Game: 34.8%			
3-PT FG%	1st Half: 2-10, 20.0%			2nd Half: 2-10, 20.0%				Game: 20.0%			
FT %	1st Half: 11-14, 78.6%			2nd Half: 10-14, 71.4%				Game: 75.0%			
Deadball Rebounds: 3											

Georgia	FG-A	3FG-A	FT-A	REB	PF	TP	A	TO	BK	ST	MIN
Donte' Williams	4-11	0-0	1-5	3-4-7	3	9	0	0	2	0	32
John Florveus	0-1	0-0	0-0	0-1-1	2	0	1	0	1	1	12
Kentavious Caldwell-Pope	5-12	4-9	2-4	1-4-5	3	16	0	3	0	1	31
Dustin Ware	2-7	2-5	2-2	0-2-2	2	8	2	1	0	1	29
Vincent Williams	3-5	2-3	0-0	0-1-1	1	8	2	0	0	0	16
Marcus Thornton	0-4	0-1	0-0	3-5-8	4	0	2	1	0	0	24
Connor Nolte	0-0	0-0	0-0	0-0-0	0	0	0	0	0	0	4
Gerald Robinson	3-6	1-3	0-0	1-3-4	3	7	6	5	0	2	25
Sherrard Brantley	1-3	1-3	0-0	0-0-0	1	3	1	1	0	0	12
John Cannon	0-0	0-0	0-0	0-0-0	1	0	0	0	0	0	1
Nemanja Djuricic	4-4	2-2	0-0	0-3-3	2	10	0	3	0	0	14
Team				3-3-6							
Totals	22-53	12-26	5-11	11-26-37	22	61	14	14	3	5	200
Total FG%	1st Half: 12-31, 38.7%			2nd Half: 10-22, 45.5%				Game: 41.5%			
3-PT FG%	1st Half: 7-17, 41.2%			2nd Half: 5-9, 55.6%				Game: 46.2%			
FT %	1st Half: 0-0, 0.0%			2nd Half: 5-11, 45.5%				Game: 45.5%			
Deadball Rebounds: 4											

SCORE BY PERIODS

	1	2	F
Notre Dame	29	28	57
Georgia	31	30	61

OFFICIALS: Sean Casey, Kyle Ingram, Marc Ellard
TECHNICALS: Notre Dame - None. Georgia - None.
ATTENDANCE: 10,747

Notes: This was the third meeting ever between the two schools and the second straight that the Irish and Bulldogs had faced each other in a tournament ... Notre Dame is now 20-8 all-time in in-season tournament games under head coach Mike Brey ... Jerian Grant's 20 points were a career high ... Grant became the fifth Notre Dame player to score 20 or more points in a game this season ... The loss to Georgia marked the first time Notre Dame had dropped back-to-back non-conference games since the 2007-08 campaign ... Eric Atkins registered double figures for the 10th time in his career ... Pat Connaughton reached double figures for the third time this season.

2011-12 Notre Dame Men's Basketball
 Notre Dame Combined Team Statistics (as of Nov 23, 2011)
 All games

RECORD:	OVERALL	HOME	AWAY	NEUTRAL
ALL GAMES	4-2	4-0	0-0	0-2
CONFERENCE	0-0	0-0	0-0	0-0
NON-CONFERENCE	4-2	4-0	0-0	0-2

##	Player	gp-gs	min	avg	Total		3-Point		F-Throw		Rebounds				pf	dq	a	to	blk	stl	pts	avg
					fg-fga	fg%	3fg-fga	3fg%	ft-fta	ft%	off	def	tot	avg								
00	ATKINS, Eric	4-4	146	36.5	16-32	.500	5-7	.714	22-26	.846	1	8	9	2.3	10	0	12	14	0	3	59	14.8
21	ABROMAITIS, Tim	2-2	76	38.0	10-30	.333	0-11	.000	8-9	.889	2	12	14	7.0	7	1	5	6	0	1	28	14.0
22	GRANT, Jerian	6-6	204	34.0	25-44	.568	11-19	.579	21-28	.750	3	17	20	3.3	8	0	27	7	1	7	82	13.7
14	MARTIN, Scott	6-6	203	33.8	24-65	.369	10-32	.313	12-16	.750	5	24	29	4.8	17	0	7	11	1	7	70	11.7
24	CONNAUGHTON, Pat	6-1	148	24.7	22-43	.512	9-21	.429	10-15	.667	4	26	30	5.0	6	0	3	4	1	2	63	10.5
12	DRAGICEVICH, Alex	6-2	122	20.3	10-30	.333	4-18	.222	10-16	.625	3	9	12	2.0	6	0	13	3	2	0	34	5.7
32	BROOKS, Joey	5-3	93	18.6	7-25	.280	2-4	.500	10-19	.526	3	12	15	3.0	7	0	7	4	0	2	26	5.2
45	COOLEY, Jack	6-6	134	22.3	8-20	.400	0-0	.000	13-20	.650	19	29	48	8.0	15	0	8	11	6	7	29	4.8
25	KNIGHT, Tom	4-0	33	8.3	6-12	.500	0-0	.000	1-2	.500	0	4	4	1.0	3	0	2	0	0	2	13	3.3
33	BROGHAMMER, Mike	6-0	37	6.2	8-11	.727	0-0	.000	1-4	.250	5	5	10	1.7	4	0	3	2	2	1	17	2.8
04	CROWLEY, Patrick	3-0	4	1.3	0-1	.000	0-0	.000	0-0	.000	0	1	1	0.3	0	0	0	1	0	0	0	0.0
Team											9	5	14									
Total.....		6	1200		136-313	.435	41-112	.366	108-155	.697	54	152	206	34.3	83	1	87	63	13	32	421	70.2
Opponents.....		6	1200		143-346	.413	42-113	.372	50-79	.633	58	149	207	34.5	127	-	78	72	23	34	378	63.0

TEAM STATISTICS	ND	OPP	Date	Opponent	Score	Att.
SCORING	421	378	11-12-11	MISS. VALLEY STATE	w 80-67	7087
Points per game	70.2	63.0	@ 11-14-11	DETROIT	w 59-53	6720
Scoring margin	+7.2	-	@ 11-16-11	SAM HOUSTON STATE	w 74-41	6614
FIELD GOALS-ATT	136-313	143-346	11-18-11	DELAWARE STATE	w 93-69	8826
Field goal pct	.435	.413	@ 11-21-11	vs Missouri	L 58-87	11436
3 POINT FG-ATT	41-112	42-113	@ 11-22-11	vs Georgia	L 57-61	10747
3-point FG pct	.366	.372				
3-pt FG made per game	6.8	7.0				
FREE THROWS-ATT	108-155	50-79				
Free throw pct	.697	.633				
F-Throws made per game	18.0	8.3				
REBOUNDS	206	207				
Rebounds per game	34.3	34.5				
Rebounding margin	-0.2	-				
ASSISTS	87	78				
Assists per game	14.5	13.0				
TURNOVERS	63	72				
Turnovers per game	10.5	12.0				
Turnover margin	+1.5	-				
Assist/turnover ratio	1.4	1.1				
STEALS	32	34				
Steals per game	5.3	5.7				
BLOCKS	13	23				
Blocks per game	2.2	3.8				
ATTENDANCE	29247	22183				
Home games-Avg/Game	4-7312	0-0				
Neutral site-Avg/Game	-	2-11092				

* = Conference game
 @ = CBE Classic

Score by Periods	1st	2nd	Totals
Notre Dame	213	208	421
Opponents	190	188	378

2011-12 Notre Dame Men's Basketball
 Notre Dame Season Box Score (as of Nov 23, 2011)
 All games

RECORD:	OVERALL	HOME	AWAY	NEUTRAL
ALL GAMES	4-2	4-0	0-0	0-2
CONFERENCE	0-0	0-0	0-0	0-0
NON-CONFERENCE	4-2	4-0	0-0	0-2

##	Player	gp-gs	min	avg	Total		3-Point		F-Throw		Rebounds				pf	dq	a	to	blk	stl	pts	avg
					fg-fga	fg%	3fg-fga	3fg%	ft-fa	ft%	off	def	tot	avg								
00	ATKINS, Eric	4-4	146	36.5	16-32	.500	5-7	.714	22-26	.846	1	8	9	2.3	10	0	12	14	0	3	59	14.8
21	ABROMAITIS, Tim	2-2	76	38.0	10-30	.333	0-11	.000	8-9	.889	2	12	14	7.0	7	1	5	6	0	1	28	14.0
22	GRANT, Jerian	6-6	204	34.0	25-44	.568	11-19	.579	21-28	.750	3	17	20	3.3	8	0	27	7	1	7	82	13.7
14	MARTIN, Scott	6-6	203	33.8	24-65	.369	10-32	.313	12-16	.750	5	24	29	4.8	17	0	7	11	1	7	70	11.7
24	CONNAUGHTON, Pat	6-1	148	24.7	22-43	.512	9-21	.429	10-15	.667	4	26	30	5.0	6	0	3	4	1	2	63	10.5
12	DRAGICEVICH, Alex	6-2	122	20.3	10-30	.333	4-18	.222	10-16	.625	3	9	12	2.0	6	0	13	3	2	0	34	5.7
32	BROOKS, Joey	5-3	93	18.6	7-25	.280	2-4	.500	10-19	.526	3	12	15	3.0	7	0	7	4	0	2	26	5.2
45	COOLEY, Jack	6-6	134	22.3	8-20	.400	0-0	.000	13-20	.650	19	29	48	8.0	15	0	8	11	6	7	29	4.8
25	KNIGHT, Tom	4-0	33	8.3	6-12	.500	0-0	.000	1-2	.500	0	4	4	1.0	3	0	2	0	0	2	13	3.3
33	BROGHAMMER, Mike	6-0	37	6.2	8-11	.727	0-0	.000	1-4	.250	5	5	10	1.7	4	0	3	2	2	1	17	2.8
04	CROWLEY, Patrick	3-0	4	1.3	0-1	.000	0-0	.000	0-0	.000	0	1	1	0.3	0	0	0	1	0	0	0	0.0
Team											9	5	14									
Total.....		6	1200		136-313	.435	41-112	.366	108-155	.697	54	152	206	34.3	83	1	87	63	13	32	421	70.2
Opponents.....		6	1200		143-346	.413	42-113	.372	50-79	.633	58	149	207	34.5	127	-	78	72	23	34	378	63.0

Score by Periods	1st	2nd	Totals
Notre Dame	213	208	421
Opponents	190	188	378

2011-12 Notre Dame Men's Basketball
 Notre Dame Season Schedule/Results & Leaders (as of Nov 23, 2011)
 All games

RECORD:	OVERALL	HOME	AWAY	NEUTRAL
ALL GAMES	4-2	4-0	0-0	0-2
CONFERENCE	0-0	0-0	0-0	0-0
NON-CONFERENCE	4-2	4-0	0-0	0-2

Date	Opponent	Score	Att.	High Points	High Rebounds
11-12-11	MISS. VALLEY STATE	w 80-67	7087	(27)ATKINS, Eric	(10)COOLEY, Jack
11-14-11	@DETROIT	w 59-53	6720	(13)BROOKS, Joey (13)ATKINS, Eric	(9)CONNAUGHTON, Pat (9)BROOKS, Joey
11-16-11	@SAM HOUSTON STATE	w 74-41	6614	(24)CONNAUGHTON, Pat	(6)GRANT, Jerian (6)COOLEY, Jack
11-18-11	DELAWARE STATE	w 93-69	8826	(23)MARTIN, Scott	(17)COOLEY, Jack
11-21-11	@vs Missouri	58-87 L	11436	(22)ABROMAITIS, Tim	(8)ABROMAITIS, Tim
11-22-11	@vs Georgia	57-61 L	10747	(20)GRANT, Jerian	(6)COOLEY, Jack (6)ABROMAITIS, Tim

* = Conference game
 @ = CBE Classic

Attendance Summary	Games	Attend	Avg/Game
Home	4	29247	7312
Away	0	0	0
Neutral	2	22183	11092
Total	6	51430	8572

2011-12 Notre Dame Men's Basketball
 Notre Dame Extended Season Box Score (as of Nov 23, 2011)
 All games

RECORD:	OVERALL	HOME	AWAY	NEUTRAL
ALL GAMES	4-2	4-0	0-0	0-2
CONFERENCE	0-0	0-0	0-0	0-0
NON-CONFERENCE	4-2	4-0	0-0	0-2

##	Player	gp-gs	min	avg	Total		3-Point		F-Throw		Rebounds				pf	dq	a	a/g	to	to/g	a/to	blk	blk/g	stl	stl/g	pts	avg
					fg-fga	fg%	3fg-fga	3fg%	ft-fa	ft%	off	def	tot	avg													
00	ATKINS, Eric	4-4	146	36.5	16-32	.500	5-7	.714	22-26	.846	1	8	9	2.3	10	0	12	3.00	14	3.50	0.86	0	0.00	3	0.75	59	14.8
21	ABROMAITIS, Tim	2-2	76	38.0	10-30	.333	0-11	.000	8-9	.889	2	12	14	7.0	7	1	5	2.50	6	3.00	0.83	0	0.00	1	0.50	28	14.0
22	GRANT, Jerian	6-6	204	34.0	25-44	.568	11-19	.579	21-28	.750	3	17	20	3.3	8	0	27	4.50	7	1.17	3.86	1	0.17	7	1.17	82	13.7
14	MARTIN, Scott	6-6	203	33.8	24-65	.369	10-32	.313	12-16	.750	5	24	29	4.8	17	0	7	1.17	11	1.83	0.64	1	0.17	7	1.17	70	11.7
24	CONNAUGHTON, Pat	6-1	148	24.7	22-43	.512	9-21	.429	10-15	.667	4	26	30	5.0	6	0	3	0.50	4	0.67	0.75	1	0.17	2	0.33	63	10.5
12	DRAGICEVICH, Alex	6-2	122	20.3	10-30	.333	4-18	.222	10-16	.625	3	9	12	2.0	6	0	13	2.17	3	0.50	4.33	2	0.33	0	0.00	34	5.7
32	BROOKS, Joey	5-3	93	18.6	7-25	.280	2-4	.500	10-19	.526	3	12	15	3.0	7	0	7	1.40	4	0.80	1.75	0	0.00	2	0.40	26	5.2
45	COOLEY, Jack	6-6	134	22.3	8-20	.400	0-0	.000	13-20	.650	19	29	48	8.0	15	0	8	1.33	11	1.83	0.73	6	1.00	7	1.17	29	4.8
25	KNIGHT, Tom	4-0	33	8.3	6-12	.500	0-0	.000	1-2	.500	0	4	4	1.0	3	0	2	0.50	0	0.00	99.00	0	0.00	2	0.50	13	3.3
33	BROGHAMMER, Mike	6-0	37	6.2	8-11	.727	0-0	.000	1-4	.250	5	5	10	1.7	4	0	3	0.50	2	0.33	1.50	2	0.33	1	0.17	17	2.8
04	CROWLEY, Patrick	3-0	4	1.3	0-1	.000	0-0	.000	0-0	.000	0	1	1	0.3	0	0	0	0.00	1	0.33	0.00	0	0.00	0	0.00	0	0.0
Total.....		6	1200		136-313	.435	41-112	.366	108-155	.697	54	152	206	34.3	83	1	87	14.50	63	10.50	1.38	13	2.17	32	5.33	421	70.2
Opponents.....		6	1200		143-346	.413	42-113	.372	50-79	.633	58	149	207	34.5	127	-	78	13.00	72	12.00	1.08	23	3.83	34	5.67	378	63.0

Score by Periods	1st	2nd	Totals
Notre Dame	213	208	421
Opponents	190	188	378

2011-12 Notre Dame Men's Basketball
 Notre Dame Overall Team Statistics (as of Nov 23, 2011)
 All games

TEAM STATISTICS	ND	OPP
SCORING	421	378
Points per game	70.2	63.0
Scoring margin	+7.2	-
FIELD GOALS-ATT	136-313	143-346
Field goal pct	.435	.413
3 POINT FG-ATT	41-112	42-113
3-point FG pct	.366	.372
3-pt FG made per game	6.8	7.0
FREE THROWS-ATT	108-155	50-79
Free throw pct	.697	.633
F-Throws made per game	18.0	8.3
REBOUNDS	206	207
Rebounds per game	34.3	34.5
Rebounding margin	-0.2	-
ASSISTS	87	78
Assists per game	14.5	13.0
TURNOVERS	63	72
Turnovers per game	10.5	12.0
Turnover margin	+1.5	-
Assist/turnover ratio	1.4	1.1
STEALS	32	34
Steals per game	5.3	5.7
BLOCKS	13	23
Blocks per game	2.2	3.8
WINNING STREAK	0	-
Home win streak	4	-
ATTENDANCE	29247	22183
Home games-Avg/Game	4-7312	0-0
Neutral site-Avg/Game	-	2-11092

Score by Periods	1st	2nd	Totals
Notre Dame	213	208	421
Opponents	190	188	378

2011-12 Notre Dame Men's Basketball
 Notre Dame Team Game-by-Game Comparison (as of Nov 23, 2011)
 All games

Opponent	1st	2nd	Score	Mar	Total FG	FG Pct	3-Pointers	3FG Pct	Free Throws	FT Pct	Rebounds	Assist	T/Over	Block	Steal	Fouls
MISS. VALLEY STATE	38/30	42/37	80-67	+13	24-54/28-63	.444/.444	8-19/8-23	.421/.348	24-29/3-8	.828/.375	39/30 +9	19/16	11/12	2/0	5/5	12/23
DETROIT	28/31	31/22	59-53	+6	19-47/21-68	.404/.309	4-15/6-21	.267/.286	17-31/5-8	.548/.625	42/44 (2)	12/13	13/12	3/7	4/5	12/26
SAM HOUSTON STATE	38/16	36/25	74-41	+33	27-51/18-53	.529/.340	10-19/3-15	.526/.200	10-20/2-5	.500/.400	32/34 (2)	21/11	9/18	3/1	10/3	10/17
DELAWARE STATE	43/30	50/39	93-69	+24	30-61/22-54	.492/.407	11-23/8-17	.478/.471	22-28/17-26	.786/.654	46/24 +22	20/12	9/8	1/7	1/6	17/22
Missouri	37/52	21/35	58-87	(29)	20-54/32-55	.370/.582	4-16/5-11	.250/.455	14-19/18-21	.737/.857	24/38 (14)	8/12	13/8	1/5	5/10	16/17
Georgia	29/31	28/30	57-61	(4)	16-46/22-53	.348/.415	4-20/12-26	.200/.462	21-28/5-11	.750/.455	23/37 (14)	7/14	8/14	3/3	7/5	16/22

Note: Game totals are displayed in the format TEAM/OPPONENT for each category

2011-12 Notre Dame Men's Basketball
 Notre Dame Points-Rebounds-Assists (as of Nov 23, 2011)
 All games

Opponent	Date	Score		00	04	12	14	21	22	24
				ATKINS,ERI	CROWLEY,PA	DRAGICEVIC	MARTIN,SCO	ABROMAITIS	GRANT,JERI	CONNAUGHTO
MISS. VALLEY STATE	11-12-11	80-67	w	27-4-6	0-0-0	7-4-2	15-5-2	DNP	11-2-5	2-4-0
DETROIT	11-14-11	59-53	w	13-2-4	DNP	2-2-1	3-6-0	DNP	11-2-3	10-9-0
SAM HOUSTON STATE	11-16-11	74-41	w	DNP	0-1-0	7-3-3	11-5-1	DNP	17-6-7	24-5-1
DELAWARE STATE	11-18-11	93-69	w	DNP	0-0-0	18-3-7	23-5-3	DNP	17-4-6	9-7-2
vs Missouri	11-21-11	58-87	L	7-1-1	DNP	0-0-0	12-5-1	22-8-3	6-1-2	7-5-0
vs Georgia	11-22-11	57-61	L	12-2-1	DNP	0-0-0	6-3-0	6-6-2	20-5-4	11-0-0

Opponent	Date	Score		25	32	33	45
				KNIGHT,TOM	BROOKS,JOE	BROGHAMME	COOLEY,JAC
MISS. VALLEY STATE	11-12-11	80-67	w	0-2-0	9-4-3	6-2-0	3-10-1
DETROIT	11-14-11	59-53	w	0-1-0	13-9-2	0-0-0	7-8-2
SAM HOUSTON STATE	11-16-11	74-41	w	7-1-2	0-1-1	2-2-2	6-6-4
DELAWARE STATE	11-18-11	93-69	w	6-0-0	DNP	9-5-1	11-17-1
vs Missouri	11-21-11	58-87	L	DNP	4-1-1	0-1-0	0-1-0
vs Georgia	11-22-11	57-61	L	DNP	0-0-0	0-0-0	2-6-0

2011-12 Notre Dame Men's Basketball
 Notre Dame Team High/Low Analysis (as of Nov 23, 2011)
 All games

Notre Dame - TEAM GAME HIGHS

POINTS	93	DELAWARE STATE (11-18-11)
	80	MISS. VALLEY STATE (11-12-11)
	74	SAM HOUSTON STATE (11-16-11)
	59	DETROIT (11-14-11)
	58	vs Missouri (11-21-11)
FIELD GOALS MADE	30	DELAWARE STATE (11-18-11)
	27	SAM HOUSTON STATE (11-16-11)
FIELD GOAL ATTEMPTS	61	DELAWARE STATE (11-18-11)
	54	vs Missouri (11-21-11)
	54	MISS. VALLEY STATE (11-12-11)
FIELD GOAL PERCENTAGE	.529 (27-51)	SAM HOUSTON STATE (11-16-11)
	.492 (30-61)	DELAWARE STATE (11-18-11)
3 PT FIELD GOALS MADE	11	DELAWARE STATE (11-18-11)
	10	SAM HOUSTON STATE (11-16-11)
3 PT FG ATTEMPTS	23	DELAWARE STATE (11-18-11)
	20	vs Georgia (11-22-11)
3 PT FG PERCENTAGE	.526 (10-19)	SAM HOUSTON STATE (11-16-11)
	.478 (11-23)	DELAWARE STATE (11-18-11)
FREE THROWS MADE	24	MISS. VALLEY STATE (11-12-11)
	22	DELAWARE STATE (11-18-11)
FREE THROW ATTEMPTS	31	DETROIT (11-14-11)
	29	MISS. VALLEY STATE (11-12-11)
FREE THROW PERCENTAGE	.828 (24-29)	MISS. VALLEY STATE (11-12-11)
	.786 (22-28)	DELAWARE STATE (11-18-11)
REBOUNDS	46	DELAWARE STATE (11-18-11)
	42	DETROIT (11-14-11)
ASSISTS	21	SAM HOUSTON STATE (11-16-11)
	20	DELAWARE STATE (11-18-11)
STEALS	10	SAM HOUSTON STATE (11-16-11)
	7	vs Georgia (11-22-11)
BLOCKED SHOTS	3	vs Georgia (11-22-11)
	3	SAM HOUSTON STATE (11-16-11)
	3	DETROIT (11-14-11)
TURNOVERS	13	vs Missouri (11-21-11)
	13	DETROIT (11-14-11)
FOULS	17	DELAWARE STATE (11-18-11)
	16	vs Georgia (11-22-11)
	16	vs Missouri (11-21-11)

2011-12 Notre Dame Men's Basketball
 Notre Dame High/Low Analysis (as of Nov 23, 2011)
 All games

Opponent - GAME HIGHS

POINTS	87	vs Missouri (11-21-11)
	69	DELAWARE STATE (11-18-11)
	67	MISS. VALLEY STATE (11-12-11)
	61	vs Georgia (11-22-11)
	53	DETROIT (11-14-11)
FIELD GOALS MADE	32	vs Missouri (11-21-11)
	28	MISS. VALLEY STATE (11-12-11)
FIELD GOAL ATTEMPTS	68	DETROIT (11-14-11)
	63	MISS. VALLEY STATE (11-12-11)
	.582 (32-55)	vs Missouri (11-21-11)
FIELD GOAL PERCENTAGE	.444 (28-63)	MISS. VALLEY STATE (11-12-11)
	12	vs Georgia (11-22-11)
3 PT FIELD GOALS MADE	8	DELAWARE STATE (11-18-11)
	8	MISS. VALLEY STATE (11-12-11)
	26	vs Georgia (11-22-11)
3 PT FG ATTEMPTS	23	MISS. VALLEY STATE (11-12-11)
	.471 (8-17)	DELAWARE STATE (11-18-11)
3 PT FG PERCENTAGE	.462 (12-26)	vs Georgia (11-22-11)
	18	vs Missouri (11-21-11)
FREE THROWS MADE	17	DELAWARE STATE (11-18-11)
	26	DELAWARE STATE (11-18-11)
FREE THROW ATTEMPTS	21	vs Missouri (11-21-11)
	.857 (18-21)	vs Missouri (11-21-11)
FREE THROW PERCENTAGE	.654 (17-26)	DELAWARE STATE (11-18-11)
	44	DETROIT (11-14-11)
REBOUNDS	38	vs Missouri (11-21-11)
	16	MISS. VALLEY STATE (11-12-11)
ASSISTS	14	vs Georgia (11-22-11)
	10	vs Missouri (11-21-11)
STEALS	6	DELAWARE STATE (11-18-11)
	7	DELAWARE STATE (11-18-11)
BLOCKED SHOTS	7	DETROIT (11-14-11)
	18	SAM HOUSTON STATE (11-16-11)
TURNOVERS	14	vs Georgia (11-22-11)
	26	DETROIT (11-14-11)
FOULS	23	MISS. VALLEY STATE (11-12-11)

2011-12 Notre Dame Men's Basketball
 Notre Dame High/Low Analysis (as of Nov 23, 2011)
 All games

Notre Dame - GAME LOWS

POINTS	57		vs Georgia (11-22-11)
	58		vs Missouri (11-21-11)
	59		DETROIT (11-14-11)
	74		SAM HOUSTON STATE (11-16-11)
	80		MISS. VALLEY STATE (11-12-11)
FIELD GOALS MADE	16		vs Georgia (11-22-11)
	19		DETROIT (11-14-11)
FIELD GOAL ATTEMPTS	46		vs Georgia (11-22-11)
	47		DETROIT (11-14-11)
FIELD GOAL PERCENTAGE	.348	(16-46)	vs Georgia (11-22-11)
	.370	(20-54)	vs Missouri (11-21-11)
3 PT FIELD GOALS MADE	4		DETROIT (11-14-11)
	4		vs Missouri (11-21-11)
	4		vs Georgia (11-22-11)
3 PT FG ATTEMPTS	15		DETROIT (11-14-11)
	16		vs Missouri (11-21-11)
3 PT FG PERCENTAGE	.200	(4-20)	vs Georgia (11-22-11)
	.250	(4-16)	vs Missouri (11-21-11)
FREE THROWS MADE	10		SAM HOUSTON STATE (11-16-11)
	14		vs Missouri (11-21-11)
FREE THROW ATTEMPTS	19		vs Missouri (11-21-11)
	20		SAM HOUSTON STATE (11-16-11)
FREE THROW PERCENTAGE	.500	(10-20)	SAM HOUSTON STATE (11-16-11)
	.548	(17-31)	DETROIT (11-14-11)
REBOUNDS	23		vs Georgia (11-22-11)
	24		vs Missouri (11-21-11)
ASSISTS	7		vs Georgia (11-22-11)
	8		vs Missouri (11-21-11)
STEALS	1		DELAWARE STATE (11-18-11)
	4		DETROIT (11-14-11)
BLOCKED SHOTS	1		DELAWARE STATE (11-18-11)
	1		vs Missouri (11-21-11)
TURNOVERS	8		vs Georgia (11-22-11)
	9		SAM HOUSTON STATE (11-16-11)
	9		DELAWARE STATE (11-18-11)
FOULS	10		SAM HOUSTON STATE (11-16-11)
	12		MISS. VALLEY STATE (11-12-11)
	12		DETROIT (11-14-11)

2011-12 Notre Dame Men's Basketball
 Notre Dame High/Low Analysis (as of Nov 23, 2011)
 All games

Opponent - GAME LOWS

POINTS	41		SAM HOUSTON STATE (11-16-11)
	53		DETROIT (11-14-11)
	61		vs Georgia (11-22-11)
	67		MISS. VALLEY STATE (11-12-11)
	69		DELAWARE STATE (11-18-11)
FIELD GOALS MADE	18		SAM HOUSTON STATE (11-16-11)
	21		DETROIT (11-14-11)
FIELD GOAL ATTEMPTS	53		SAM HOUSTON STATE (11-16-11)
	53		vs Georgia (11-22-11)
FIELD GOAL PERCENTAGE	.309	(21-68)	DETROIT (11-14-11)
	.340	(18-53)	SAM HOUSTON STATE (11-16-11)
3 PT FIELD GOALS MADE	3		SAM HOUSTON STATE (11-16-11)
	5		vs Missouri (11-21-11)
3 PT FG ATTEMPTS	11		vs Missouri (11-21-11)
	15		SAM HOUSTON STATE (11-16-11)
3 PT FG PERCENTAGE	.200	(3-15)	SAM HOUSTON STATE (11-16-11)
	.286	(6-21)	DETROIT (11-14-11)
FREE THROWS MADE	2		SAM HOUSTON STATE (11-16-11)
	3		MISS. VALLEY STATE (11-12-11)
FREE THROW ATTEMPTS	5		SAM HOUSTON STATE (11-16-11)
	8		MISS. VALLEY STATE (11-12-11)
	8		DETROIT (11-14-11)
FREE THROW PERCENTAGE	.375	(3-8)	MISS. VALLEY STATE (11-12-11)
	.400	(2-5)	SAM HOUSTON STATE (11-16-11)
REBOUNDS	24		DELAWARE STATE (11-18-11)
	30		MISS. VALLEY STATE (11-12-11)
ASSISTS	11		SAM HOUSTON STATE (11-16-11)
	12		DELAWARE STATE (11-18-11)
	12		vs Missouri (11-21-11)
STEALS	3		SAM HOUSTON STATE (11-16-11)
	5		MISS. VALLEY STATE (11-12-11)
	5		DETROIT (11-14-11)
	5		vs Georgia (11-22-11)
BLOCKED SHOTS	0		MISS. VALLEY STATE (11-12-11)
	1		SAM HOUSTON STATE (11-16-11)
TURNOVERS	8		DELAWARE STATE (11-18-11)
	8		vs Missouri (11-21-11)
FOULS	17		SAM HOUSTON STATE (11-16-11)
	17		vs Missouri (11-21-11)

2011-12 Notre Dame Men's Basketball
 Notre Dame Player High/Low Analysis (as of Nov 23, 2011)
 All games

Notre Dame - INDIVIDUAL GAME HIGHS

Points	27		ATKINS, Eric vs Miss. Valley State (11-12-11)
	24		CONNAUGHTON, Pat vs Sam Houston State (11-16-11)
	23		MARTIN, Scott vs Delaware State (11-18-11)
	22		ABROMAITIS, Tim vs Missouri (11-21-11)
	20		GRANT, Jerian vs Georgia (11-22-11)
Field Goals Made	9		ABROMAITIS, Tim vs Missouri (11-21-11)
	9		CONNAUGHTON, Pat vs Sam Houston State (11-16-11)
Field Goal Att.	18		ABROMAITIS, Tim vs Missouri (11-21-11)
	18		MARTIN, Scott vs Delaware State (11-18-11)
FG Pct (min 5 made)	1.000	(6-6)	GRANT, Jerian vs Sam Houston State (11-16-11)
	.857	(6-7)	ATKINS, Eric vs Miss. Valley State (11-12-11)
3-Point FG Made	6		CONNAUGHTON, Pat vs Sam Houston State (11-16-11)
	4		MARTIN, Scott vs Delaware State (11-18-11)
3-Point FG Att.	10		CONNAUGHTON, Pat vs Sam Houston State (11-16-11)
	9		MARTIN, Scott vs Delaware State (11-18-11)
3-Pt FG Pct (min 2 made)	1.000	(3-3)	GRANT, Jerian vs Delaware State (11-18-11)
	1.000	(3-3)	ATKINS, Eric vs Miss. Valley State (11-12-11)
Free Throws Made	12		ATKINS, Eric vs Miss. Valley State (11-12-11)
	10		GRANT, Jerian vs Georgia (11-22-11)
Free Throw Att.	13		BROOKS, Joey vs Detroit (11-14-11)
	12		ATKINS, Eric vs Miss. Valley State (11-12-11)
FT Pct (min 3 made)	1.000	(12-12)	ATKINS, Eric vs Miss. Valley State (11-12-11)
	1.000	(4-4)	ABROMAITIS, Tim vs Georgia (11-22-11)
Rebounds	17		COOLEY, Jack vs Delaware State (11-18-11)
	10		COOLEY, Jack vs Miss. Valley State (11-12-11)
Assists	7		DRAGICEVICH, Alex vs Delaware State (11-18-11)
	7		GRANT, Jerian vs Sam Houston State (11-16-11)
Steals	3		COOLEY, Jack vs Missouri (11-21-11)
	3		COOLEY, Jack vs Sam Houston State (11-16-11)
Blocked Shots	2		COOLEY, Jack vs Georgia (11-22-11)
	2		COOLEY, Jack vs Detroit (11-14-11)
Turnovers	4		ATKINS, Eric vs Georgia (11-22-11)
	4		ABROMAITIS, Tim vs Missouri (11-21-11)
	4		COOLEY, Jack vs Detroit (11-14-11)
	4		ATKINS, Eric vs Miss. Valley State (11-12-11)
Fouls	5		ABROMAITIS, Tim vs Georgia (11-22-11)
	4		MARTIN, Scott vs Delaware State (11-18-11)
	4		COOLEY, Jack vs Detroit (11-14-11)

2011-12 Notre Dame Men's Basketball
 Notre Dame Opponent High/Low Analysis (as of Nov 23, 2011)
 All games

OPPONENT INDIVIDUAL GAME HIGHS

Points	29		TATE, Tahj vs Delaware State (11-18-11)
	26		Denmon, Marcus vs Missouri (11-21-11)
	20		McCALLUM, Ray vs Detroit (11-14-11)
	17		Pressey, Phil vs Missouri (11-21-11)
	16		Caldwell-Pope, Ken. vs Georgia (11-22-11)
Field Goals Made	16		James, Marcus vs Sam Houston State (11-16-11)
	9		Denmon, Marcus vs Missouri (11-21-11)
Field Goal Att.	9		TATE, Tahj vs Delaware State (11-18-11)
	23		SIMON, Chase vs Detroit (11-14-11)
	17		TATE, Tahj vs Delaware State (11-18-11)
FG Pct (min 5 made)	17		McCALLUM, Ray vs Detroit (11-14-11)
	.818	(9-11)	Denmon, Marcus vs Missouri (11-21-11)
	.667	(6-9)	Ratliffe, Ricardo vs Missouri (11-21-11)
	.667	(6-9)	STUDIVANT, Amos vs Miss. Valley State (11-12-11)
3-Point FG Made	.667	(6-9)	BURWELL, Kevin vs Miss. Valley State (11-12-11)
	4		Caldwell-Pope, Ken. vs Georgia (11-22-11)
	4		TATE, Tahj vs Delaware State (11-18-11)
3-Point FG Att.	4		McCALLUM, Ray vs Detroit (11-14-11)
	10		JOYNER, Terrence vs Miss. Valley State (11-12-11)
	9		Caldwell-Pope, Ken. vs Georgia (11-22-11)
3-Pt FG Pct (min 2 made)	1.000	(2-2)	Djurisic, Nemanja vs Georgia (11-22-11)
	1.000	(2-2)	English, Kim vs Missouri (11-21-11)
	1.000	(2-2)	BELL, Tyshawn vs Delaware State (11-18-11)
Free Throws Made	7		TATE, Tahj vs Delaware State (11-18-11)
	6		Denmon, Marcus vs Missouri (11-21-11)
Free Throw Att.	11		TATE, Tahj vs Delaware State (11-18-11)
	7		Denmon, Marcus vs Missouri (11-21-11)
FT Pct (min 3 made)	1.000	(4-4)	Pressey, Phil vs Missouri (11-21-11)
	.857	(6-7)	Denmon, Marcus vs Missouri (11-21-11)
Rebounds	11		SIMON, Chase vs Detroit (11-14-11)
	10		LOWE, LaMarcus vs Detroit (11-14-11)
Assists	7		THREATT, Jay vs Delaware State (11-18-11)
	6		Robinson, Gerald vs Georgia (11-22-11)
Steals	4		SIMON, Chase vs Detroit (11-14-11)
	3		THREATT, Jay vs Delaware State (11-18-11)
Blocked Shots	6		GRAY, Kendall vs Delaware State (11-18-11)
	5		LOWE, LaMarcus vs Detroit (11-14-11)
Turnovers	5		Robinson, Gerald vs Georgia (11-22-11)
	5		Gatlin, Demarcus vs Sam Houston State (11-16-11)
Fouls	5		OLIVER, Marques vs Delaware State (11-18-11)
	5		Werner, Steven vs Sam Houston State (11-16-11)
	5		LOWE, LaMarcus vs Detroit (11-14-11)
	5		JONES, Falando vs Miss. Valley State (11-12-11)