



2010-11 NOTRE DAME MEN'S BASKETBALL



ATHLETIC MEDIA RELATIONS:
MEDIA RELATIONS CONTACTS:

Joyce Center
Bernadette Cafarelli
Sean Carroll

Room 112
o: (574) 631-8458
o: (574) 631-2664

Notre Dame, IN 46556
c: (574) 532-0249
c: (574) 340-2177

Fax: (574) 631-7941
cafarelli.1@nd.edu
carroll.64@nd.edu

2010-11 Schedule

Date	Opponent	Time
11/1	MARIAN UNIVERSITY [^]	W, 85-52
11/6	CATHOLIC UNIVERSITY [^]	W, 72-47
11/12	GEORGIA SOUTHERN	W, 98-61
11/14	LIBERTY	W, 72-51
11/17	CHICAGO STATE	W, 102-62
11/22	MAINE	W, 97-72
<i>Old Spice Classic (Orlando, Fla.)</i>		
11/25	vs. Georgia (ESPN2)	W, 89-83 (2ot)
11/26	vs. California (ESPN2)	W, 57-44
11/28	vs. Wisconsin (ESPN2)	W, 58-51
11/30	(25/-) INDIANA STATE	W, 81-72
12/8	(23/23) vs. Kentucky! (ESPN) (17/16)	L, 58-72
12/11	(23/23) GONZAGA (ESPN2)	W, 83-79
12/19	(24/23) STONY BROOK (ESPNU)	W, 88-62
12/22	(22/20) UMBC	W, 93-53
12/29	(15/15) GEORGETOWN* (9/9) (ESPN2)	W, 69-55
1/1	(15/15) at Syracuse* (5/5) (ESPNU)	L, 58-70
1/4	(14/15) CONNECTICUT* (8/9) (BEN)	W, 73-70
1/8	(14/15) ST. JOHN'S* (ESPNU)	W, 76-61
1/10	(9/11) at Marquette* (ESPN2)	L, 57-79
1/16	(9/11) at St. John's* (BEN)	L, 54-72
1/19	(16/16) CINCINNATI* (25/-) (ESPN2)	W, 66-58
1/22	(16/16) MARQUETTE* (BEN)	W, 80-75
1/24	(15/14) at Pittsburgh* (2/2) (ESPN)	W, 56-51
2/3	(9/8) at DePaul* (ESPN)	W, 83-58
2/6	(9/8) RUTGERS* (BEN)	W, 76-69
2/9	(8/7) LOUISVILLE* (16/15) (ESPNU)	W, 89-79(ot)
2/12	(8/7) at USF* (BEN)	W, 78-55
2/19	(8/7) at West Virginia* (CBS)	L, 58-72
2/23	(9/9) at Providence* (BEN)	W, 94-93
2/26	(9/9) SETON HALL* (ESPNU)	W, 60-48
2/28	(8/7) VILLANOVA* (19/19) (ESPN)	W, 93-72
3/5	(8/7) at Connecticut* (16/16) (ESPN)	2:00 p.m.
3/8-12	BIG EAST Championship (ESPN) (Madison Square Garden; New York City)	
3/15-20	NCAA First-Third Rounds	
3/24-27	NCAA Championship Regionals	
4/2	NCAA Final Four-Semifinals (Houston, Texas)	
4/4	NCAA Final Four-Final (Houston, Texas)	

[^] - Exhibition Game

! - BIG EAST/SEC Invitational (Louisville, Ky.)

* - BIG EAST Conference Game

Home events in **BOLD CAPS**

All times Eastern

Game 30 • Saturday, March 5 • 2:00 p.m. (EST) Gampel Pavilion (10,167) Storrs, Conn.



Vs.



#8/7 Notre Dame Fighting Irish
Record: 24-5, 13-4
H: 17-0; A: 4-4; N: 3-1

Connecticut Leads Series 16-8

#16/16 Connecticut Huskies
Record: 21-8, 9-8
H: 13-3; A: 5-5; N: 3-0

TV: ESPN/ESPN3.com

John Saunders (play-by-play)

Fran Fraschilla (analyst)

Radio: Affiliate listings on page 11; Broadcast also on UND.com

Jack Nolan (play-by-play)

Jordan Cornette (analyst)

NOTRE DAME PROBABLE STARTING LINEUP

2010-11 Statistics

No.	Player	Pos	Ht.	Wt.	Yr.	PPG	RPG	APG
1	Tyrone Nash	F	6-8	232	Sr.	9.6	6.1	2.8
21	Tim Abromaitis	F	6-8	235	Sr.	15.4	6.2	1.8
34	Carleton Scott	F	6-8	218	Sr.	11.3	7.3	2.2
14	Scott Martin	G	6-8	219	Sr.	9.7	4.8	1.8
23	Ben Hansbrough	G	6-3	206	Sr.	18.4	3.8	4.2

IRISH HEAD TO CONNECTICUT FOR REGULAR-SEASON FINALE

- Notre Dame (24-5, 13-4) will conclude its regular-season slate on Saturday at Connecticut (21-8, 9-8). Tip-off is slated for 2:00 p.m. (ET) inside Gampel Pavilion.
- The Irish have won 10 of their last 11 games and they currently are in second place in the BIG EAST.
- This will be the 25th meeting all-time between the Fighting Irish and Huskies. Connecticut leads the series 16-8, yet the Irish have won the last two matchups. Notre Dame captured a 73-70 home victory over the Huskies on Jan. 4. This is the fourth straight season that both teams will meet twice during the regular season. The Irish and Huskies split last year's two encounters. Every meeting in the series has occurred since Notre Dame joined the BIG EAST in 1995.
- The Fighting Irish are 1-10 all-time at Connecticut, including an 0-3 mark inside Gampel Pavilion. The last meeting at Gampel Pavilion took place during the 2008-09 campaign and the Huskies won that showdown, 72-65.
- Notre Dame's lone win at Connecticut was a 75-70 decision on Jan. 5, 2000. That contest was played inside the Hartford Civic Center.
- **Mike Brey** is 5-11 against Connecticut during his Notre Dame tenure.
- The Fighting Irish are 6-2 against ranked teams this season.

A SUPER SEASON

- A win today for the Irish would match the most victories by a Notre Dame team under head coach **Mike Brey**. The 2007-08 squad finished 25-8 (24-6 during the regular season) to register the most wins in his 11-year tenure (see box on page 6 for additional information).



NOTRE DAME 2010-11 ROSTER

2010-11 Statistics

No.	Player	Pos	Ht.	Wt.	Yr.	PPG.	RPG	Hometown/High School
0	Eric Atkins	G	6-2	173	Fr.	6.0	1.9	Columbia, Md./Mount Saint Joseph
1	Tyrone Nash	F	6-8	232	Sr.	9.6	6.1	Queens, N.Y./Lawrence Woodmere Academy & Northfield Mt. Hermon
5	Tom Kopko	G	6-2	187	Sr.	0.5	0.2	Chicago, Ill./St. Laurence
12	Alex Dragicevich	G	6-8	215	Fr.	1.7	0.8	Northbrook, Ill./Glenbrook North
14	Scott Martin	G	6-8	219	Sr.	9.7	4.8	Valparaiso, Ind./Valparaiso
21	Tim Abromaitis	F	6-8	235	GS	15.4	6.2	Unionville, Conn./Farmington
22	Jerian Grant	G	6-5	185	Fr.	--	--	Bowie, Md./DeMatha
23	Ben Hansbrough	G	6-3	203	Sr.	18.4	3.8	Poplar Bluff, Mo./Poplar Bluff
25	Tom Knight	F	6-10	253	So.	1.5	1.3	Dixfield, Maine/Dirigo
32	Joey Brooks	G	6-6	215	So.	1.6	1.2	Houston, Texas/Strake Jesuit College Prep
33	Mike Broghammer	F	6-9	248	So.	1.8	1.0	Orono, Minn./Hopkins
34	Carleton Scott	F	6-8	218	Sr.	11.3	7.3	San Antonio, Texas/James Madison
45	Jack Cooley	F	6-9	244	So.	3.8	3.0	Glenview, Ill./Glenbrook South

Head Coach: Mike Brey (George Washington '82)

Assistant Coach: Anthony Solomon (Virginia '87)

Assistant Coach: Rod Balanis (Georgia Tech '93)

Assistant Coach: Martin Ingelsby (Notre Dame '01)

Coordinator of Basketball Operations: Harold Swanagan (Notre Dame '02)

Athletic Trainer: Skip Meyer (Central Connecticut State '74)

Pronunciation Guide

Tim Abromaitis	ab-row-MY-tis
Jack Cooley	COOL-ee
Mike Broghammer.....	BROGE-ham-mer
Alex Dragicevich	Drag-ee-vich
Jerian Grant.....	JARE-in
Ben Hansbrough.....	HANDS-bro
Tom Kopko	cop-COE

National Polls (Feb. 28)

AP Top 25

1. Ohio State
2. Kansas
3. BYU
- 4t. Duke
- 4t. Pittsburgh**
6. Purdue
7. Texas
- 8. NOTRE DAME**
9. San Diego State
- 10. Wisconsin**
- 11. Louisville**
- 12. Syracuse**
13. North Carolina
14. Florida
- 15. St. John's**
- 16. Connecticut**
- 17. Georgetown**
18. Arizona
- 19. Villanova**
- 20. Kentucky**
21. Vanderbilt
22. Missouri
23. Xavier
24. Texas A&M
25. Utah State

ESPN/USA Today Coaches Poll

1. Ohio State
2. Kansas
3. BYU
4. Duke
- 5. Pittsburgh**
6. Purdue
- 7. NOTRE DAME**
8. Texas
9. San Diego State
- 10. Wisconsin**
- 11. Louisville**
- 12. Syracuse**
13. North Carolina
14. Florida
- 15. St. John's**
- 16. Connecticut**
- 17. Georgetown**
18. Arizona
- 19. Villanova**
20. Vanderbilt
21. Utah State
22. Texas A&M
- 23. Kentucky**
24. Missouri
25. George Mason

Bold indicates 2010-11 Irish opponent

- A win today also would be the most regular-season wins in the modern era. The most regular-season victories in program history is 33, but that occurred in 1908-09 as that Irish team finished with a 33-7 record.

- This season's 13 BIG EAST victories are the second-most in program history behind the 14 league wins (14-4) during the 2007-08 season.

WHAT A RUN

- Notre Dame has posted a 93-40 (.699) record over the past four seasons. The 93 wins ties the program record for most victories in a four-year span. It matches the win total from 2006-10 (93-43). The past four seasons also has produced the most regular-season BIG EAST victories (45-26) in school history.

IRISH SENSATIONAL ON SENIOR NIGHT

- Monday's 93-72 win over Villanova provided several noteworthy accomplishments for the Fighting Irish ...

- Notre Dame made a school-record 20 three-pointers (20-32). The previous high was 19 against South Dakota on Dec. 2, 2008. The 20 treys also matched a BIG EAST record. West Virginia made 20 against Marquette on Jan. 14, 2006.

- **Tim Abromaitis** tied the Purcell Pavilion at the Joyce Center record with nine made three-pointers (9-13). Kyle McAlarney netted nine three-pointers on Feb. 24, 2008 against Syracuse and then again on Nov. 30, 2008 against Furman. Ryan Ayers also hit nine three-pointers on Dec. 2, 2008 versus South Dakota.

- **Tim Abromaitis** and **Ben Hansbrough** both netted 30 points against Villanova. They became the first Irish players to score 30 or more points in the same contest since Chris Quinn (34) and Colin Falls (32) did so against Seton Hall on Feb. 18, 2006.

- Hansbrough and **Tyrone Nash** both registered double-doubles in their final games inside Purcell Pavilion at the Joyce Center. Hansbrough dished out a career-high tying 10 assists to go along with 30 points to produce his third career double-double (first of the season). Nash recorded his fourth double-double of the season - and fifth of his career - with 11 points and 11 rebounds.

- Hansbrough became the first Irish player to score 30-plus points and dish off 10-plus assists in a game since Chris Thomas in 2001-02 (his freshman season) when he did it against Rutgers (32 pts., 11 asts.) and Miami (32 pts., 12 asts.).

- Hansbrough made a career-high seven three-pointers (on 10 attempts) and registered a career-best five steals.



Series vs. Connecticut

Connecticut leads 16-8

Home: 7-4, Away: 1-10, Neutral: 0-2

Date	Site	Result
12-6-95	Notre Dame, IN	L, 65-85
2-17-96	Storrs, CT*	L, 65-85
2-8-97	Notre Dame, IN (ot)	W, 71-65
1-3-98	Hartford, CT#	L, 58-84
2-17-98	Notre Dame, IN	L, 79-88
1-12-99	Hartford, CT#	L, 70-101
1-5-00	Hartford, CT#	W, 75-70
2-12-00	Notre Dame, IN	W, 68-66
2-26-01	Hartford, CT#	L, 59-75
3-8-02	New York, NY\$	L, 77-82
2-24-03	Notre Dame, IN	L, 79-87
2-9-04	Notre Dame, IN	W, 80-74
2-23-04	Hartford, CT#	L, 50-61
3-11-04	New York, NY\$	L, 58-66
1-30-05	Notre Dame, IN	W, 78-74
2-21-05	Hartford, CT#	L, 74-88
2-21-06	Hartford, CT# (ot)	L, 74-75
1-5-08	Notre Dame, IN	W, 73-67
2-13-08	Storrs, CT*	L, 78-84
1-24-09	Notre Dame, IN	L, 61-69
2-28-09	Storrs, CT*	L, 65-72
1-2-10	Hartford, CT#	L, 70-82
3-3-10	Notre Dame, IN	W, 58-50
1-4-11	Notre Dame, IN	W, 73-70

*—Game played at Gampel Pavilion

#—Game played at XL Center

\$—BIG EAST Tournament

TALE OF THE TAPE

ND	2010-11 Statistic	UC
75.7	Scoring Average	72.6
65.5	Scoring Defense	65.8
+10.2	Scoring Margin	+6.8
.462	FG%	.427
.411	FG% Defense	.395
.391	3-FG%	.343
.361	3-FG% Defense	.325
.726	FT%	.731
37.1	Rebound Average	40.1
32.1	Rebound Against Average	36.3
+5.1	Rebound Margin	+3.8
16.8	Assists Per Game	13.8
10.9	Turnovers Per Game	11.8
10.7	Turnovers Forced Per Game	12.0
-0.2	Turnover Margin	+0.2
1.5	Assist-to-Turnover Ratio	1.2

PURCELL PROVES KIND TO IRISH

- Notre Dame is the only BIG EAST team that has not lost at home in 2010-11.
- The Fighting Irish concluded their 2010-11 home slate with a perfect 17-0 mark. It's the third undefeated season at Purcell Pavilion at the Joyce Center in the last five years and the fifth overall for Notre Dame since the building opened at the start of the 1968-69 campaign. The other perfect home seasons occurred in: 1973-74 (15-0), 1985-86 (15-0), 2006-07 (18-0) and 2007-08 (17-0).
- The Irish have won 19 straight games overall at home.
- Over the last five seasons, Notre Dame is 84-6 (.933) overall at Purcell Pavilion and 40-5 (.889) in BIG EAST play.

DYNAMIC DUO

- **Ben Hansbrough** and **Tim Abromaitis** have accounted for 66.0% of Notre Dame's points during the past three games.
- Hansbrough and Abromaitis both scored 30 points in Monday's 93-72 triumph of Villanova. They accounted for 16 of Notre Dame's school-record 20 made three-pointers (Abromaitis 9, Hansbrough 7).
- In the 60-48 win over Seton Hall on Feb. 26, Abromaitis netted 22 points, while Hansbrough had 21. Hansbrough (32) and Abromaitis (28) combined for 60 of Notre Dame's 94 points in the win at Providence on Feb. 23.
- Including the past three contests, Abromaitis and Hansbrough have both scored 20-plus points in the same game five times this season. The other times were against Chicago State (Nov. 17) and Louisville (Feb. 9).
- Hansbrough has reached double-figures in points a team-high 27 times this season (out of 29 games), while Abromaitis has netted double-digits 24 times.
- Hansbrough has led the Irish in scoring a team-best 17 times this season, while Abromaitis has done so on nine occasions.
- Hansbrough has scored 20-plus points a team-best 13 times this season, while Abromaitis has done so on 11 occasions.

GETTING OFFENSIVE

- Notre Dame has scored 90-plus points in two of its last three games and six times overall this season (twice in BIG EAST play). Notre Dame's 94 points in a 94-93 win at Providence (Feb. 23) was the highest point-total in a BIG EAST contest for the Irish since a 103-84 win at Providence during the 2008-09 campaign.
- The Irish rank third in the BIG EAST with a 75.7 ppg. average.
- Notre Dame's 48 first-half points versus the Friars also were the most points scored by the Irish in any half of a BIG EAST game this season.
- Notre Dame shot 56.1% (32-57) from the floor against Providence. That is Notre Dame's highest shooting percentage in a BIG EAST game this season. Notre Dame has shot 50% or above from the floor 10 times this season (six times in BIG EAST play).
- On Monday against Villanova, the Irish were 29-52 (.558) from the floor. Notre Dame shot a blistering 62.5% from three-point range (20-32) versus the Wildcats. That was the highest three-point shooting percentage in a BIG EAST game in school history. The previous mark was 61.9% (13-21) versus Providence during the 2005-06 campaign.

IRISH SECURE FIFTH STRAIGHT 20-WIN CAMPAIGN

- Notre Dame has reached the 20-win mark for the fifth consecutive season and for the eighth time in the last 11 seasons under head coach **Mike Brey**. The last time Irish teams reached the 20-win plateau in five straight campaigns was from 1983-89 when those Notre Dame squads under Digger Phelps strung together six consecutive 20-win seasons.

HANSBROUGH NAMED TO NAISMITH TROPHY MIDSEASON 30

- **Ben Hansbrough** is among a list of 30 players on the Naismith Trophy mid-season list. Four other BIG EAST players also are on the list — Austin Freeman (Georgetown), Rick Jackson (Syracuse), Kemba Walker (Connecticut) and Brad Wanamaker (Pittsburgh).

HANSBROUGH STAYING HOT

- Over the past 10 games, **Ben Hansbrough** is averaging 23.5 points, 4.3 rebounds and 4.9 assists. He is shooting 54.6% (77-141) from the floor during those 10 contests. The Irish are 9-1 in that stretch.
- He has scored 30 or more points in two of the past three games. Hansbrough netted a career-high 32 points on Feb. 23 at Providence. He deposited 30 on Monday against Villanova. He has scored 20-plus points seven times over the past 10 games.



2010-11 BIG EAST STANDINGS

(as of games played on March 3)

	BIG EAST Record	Overall Record
Pittsburgh [^]	14-3	26-4
NOTRE DAME[^]	13-4	24-5
Louisville [^]	12-5	23-7
Syracuse*	11-6	24-6
St. John's*	11-6	19-10
West Virginia	10-7	19-10
Cincinnati	10-7	23-7
Georgetown	10-7	21-8
Connecticut	9-8	21-8
Villanova	9-8	21-9
Marquette	9-8	18-12
Seton Hall	6-11	12-17
Rutgers	5-12	14-15
Providence	3-14	14-16
USF	3-14	9-21
DePaul	1-16	7-23

[^] - clinched bye to BIG EAST Championship quarterfinals

* - clinched bye to BIG EAST Championship second round

Players of the Week

Ashton Gibbs, Jr., G, Pittsburgh (Nov. 22)
Kemba Walker, Jr., G, Connecticut (Nov. 29)
Chris Wright, Sr., G, Georgetown (Dec. 6)
Marshon Brooks, Sr., G, Providence (Dec. 13)
Gilbert Brown, Sr., F, Pittsburgh (Dec. 20)
Peyton Siva, So., G, Louisville (Dec. 27)
Dwight Hardy, Sr., G, St. John's (Jan. 3)

Ben Hansbrough, Sr., G, Notre Dame (Jan. 10)

Kemba Walker, Jr., G, Connecticut (Jan. 17)
Austin Freeman, Sr., G, Georgetown (Jan. 24)
Peyton Siva, So., G, Louisville (Jan. 31)
Marshon Brooks, Sr., G, Providence (Feb. 7)
Dwight Hardy, Sr., G, St. John's (Feb. 14)
Dwight Hardy, Sr., G, St. John's (Feb. 21)
Marshon Brooks, Sr., G, Providence (Feb. 28)

Rookies of the Week

Sean Kilpatrick, Fr., G, Cincinnati (Nov. 22)
Gerard Coleman, Fr., G, Providence (Nov. 29)
Brandon Young, Fr., G, DePaul (Dec. 6)
Vander Blue, Fr., G, Marquette (Dec. 13)
Fuquan Edwin, Fr., F, Seton Hall (Dec. 20)
Cleveland Melvin, Fr., F, DePaul (Dec. 27)
Cleveland Melvin, Fr., F, DePaul (Jan. 3)
Shabazz Napier, Fr., G, Connecticut (Jan. 10)
Cleveland Melvin, Fr., F, DePaul (Jan. 17)
Gerard Coleman, Fr., G, Providence (Jan. 24)
Jeremy Lamb, Fr., G, Connecticut (Jan. 31)
Jeremy Lamb, Fr., G, Connecticut (Feb. 7)
Sean Kilpatrick, Fr., G, Cincinnati (Feb. 14)
Cleveland Melvin, Fr., F, DePaul (Feb. 21)
Brandon Young, Fr., G, DePaul (Feb. 28)

Notre Dame Weekly Honor Roll Honorees

Ben Hansbrough (Nov. 22, Jan. 24, Jan. 31, Feb. 7, Feb. 28)
Tim Abromaitis (Nov. 29, Dec. 27)
Carleton Scott (Dec. 20, Feb. 14)

- Hansbrough made a career-high seven three-pointers (on 10 attempts) against Villanova (Feb. 28). He also matched a career-high total with 10 assists versus the Wildcats to notch his first double-double of the season (third of his career).
- He currently has a career-high 12-game double-figure scoring streak. That's the longest double-digit scoring streak for the Irish this season.

HANSBROUGH HELPS IN MANY WAYS

- For the season, **Ben Hansbrough** is averaging a career-best - and team-high - 18.4 points per game. Hansbrough has a team-best 121 assists (4.2 apg) and a team-high 39 steals (1.3 spg). He also is averaging a team-high 35.2 minutes played per game.
- His 20.6 ppg. average in BIG EAST games ranks third in the league. His 37.2 minutes played per game in BIG EAST contests also ranks third in the conference.
- Hansbrough has led the Irish in scoring in 10 of the past 12 games and a team-best 17 times this season.
- He has made at least five three-pointers in a game six times this season.
- Hansbrough has notched at least five assists in a game 11 times this season.
- He is shooting 81.8% (130-159) from the free throw line overall this season and boasts an 84.9% (90-106) average in BIG EAST play, which ranks seventh.

HANSBROUGH NEARING 1,000-POINT MARK AT NOTRE DAME

- **Ben Hansbrough**, who scored his 1,000th career point in the season opener against Georgia Southern, is approaching the 1,000-point mark at Notre Dame and would become the 52nd 1,000-point scorer in program history.
- In 64 career outings, he has scored 954 points for a 14.9 scoring average in an Irish uniform.

ABROMAITIS NETS 1,000TH POINT

- **Tim Abromaitis** netted his 1,000th career point on Feb. 26 versus Seton Hall. He is the 51st player in Notre Dame history to reach that milestone.
- Abromaitis has a 13.6 scoring average in 76 career outings. After scoring just 20 points during his freshman season in 2007-08 and sitting out the 2008-09 campaign, Abromaitis has scored 1,010 points over the course of the last 64 games for a 15.8 scoring average.

A IS FOR ABROMAITIS

- **Tim Abromaitis** has scored over 20 points in each of the past three games, including a season-high 30-point effort against Villanova on Monday. That was his third-career 30-plus point game. He tied the Purcell Pavilion at the Joyce Center record with a career-high nine made three-pointers versus Villanova.
- Abromaitis has scored in double figures in 24 of 29 games this season. He has reached double-figures in seven of the past eight games. Abromaitis has netted 20-plus points in a game 11 times this season (five times in BIG EAST play).
- Abromaitis' point (15.4) and rebound (6.2) averages rank second on the team.
- He has scored in double-figures in 30 out of 35 BIG EAST regular-season games over the past two seasons.
- Abromaitis has two double-doubles this season (Chicago State & UMBC).

SCOTT PROVIDES A SPARK

- Notre Dame is 22-3 this season when **Carleton Scott** has played and the Irish are 10-1 since he's returned from a hamstring injury.
- Scott had to leave the Syracuse contest (Jan. 1), a 70-58 loss, in the second half after suffering the injury. Notre Dame went 2-2 in the next four contests without his services. Scott returned to game action on Jan. 19 versus Cincinnati, a 66-58 Irish win.
- Scott returned to the starting lineup on Jan. 22 versus Marquette (an 80-75 win) and notched a double-double with 11 points and 10 rebounds.

CONSISTENCY FROM CARLETON

- Despite missing four games earlier this season with a hamstring injury, senior forward **Carleton Scott** has been one of Notre Dame's top performers this season. Scott has scored in double-figures 17 times this season (out of 25 games played).
- Scott has a team-high seven double-doubles this season and he has hauled down 10 or more rebounds in a game nine times this season.
- Scott is 23-25 (.920) from the free throw line in BIG EAST play. Overall this season, he is shooting 89.1% (49-55) from the charity stripe.
- Scott's five made three-pointers at Pittsburgh (Jan. 24) were a career-high total. He dished out a career-high six assists versus UMBC (Dec. 22).
- He netted a career-high 23 points versus Gonzaga on Dec. 11.



Number of Games Led Irish in This Season ...
(Career figure in parenthesis)

Tim Abromaitis

Points 8 (15)
Rebounds 10 (13)
Assists 2 (4)
Blocks 2 (7)
Steals 9 (13)

Eric Atkins

Points 2 (2)
Assists 9 (9)
Steals 8 (8)

Mike Broghammer

Blocks 2 (2)
Steals 0 (1)

Joey Brooks

Rebounds 1 (1)
Steals 2 (4)

Jack Cooley

Points 1 (1)
Blocks 8 (9)
Steals 2 (2)

Ben Hansbrough

Points 17 (22)
Rebounds 1 (4)
Assists 10 (24)
Blocks 1 (5)
Steals 13 (26)

Scott Martin

Rebounds 4 (4)
Assists 1 (1)
Blocks 3 (3)
Steals 2 (2)

Tyrone Nash

Points 1 (1)
Rebounds 6 (11)
Assists 8 (15)
Blocks 9 (24)
Steals 3 (14)

Carleton Scott

Points 3 (3)
Rebounds 13 (19)
Assists 4 (5)
Blocks 19 (41)
Steals 5 (9)

Number of Games This Season With ...
(Career figure in parenthesis)

Six Double-Figure Scorers 2
Five Double-Figure Scorers 4
Four Double-Figure Scorers 12

Double-Figure Points

Ben Hansbrough 27 (76, 50 at ND)
Tim Abromaitis 24 (52)
Carleton Scott 17 (21)
Scott Martin 16 (29, 16 at ND)
Tyrone Nash 15 (29)
Eric Atkins 7 (7)
Jack Cooley 4 (4)
Joey Brooks 0 (1)

30-Plus Points

Ben Hansbrough 2 (2, 2 at ND)
Tim Abromaitis 1 (3)

20-Plus Points

Ben Hansbrough 13 (20, 16 at ND)
Tim Abromaitis 11 (20)
Carleton Scott 2 (2)

10-Plus Rebounds

Carleton Scott 9 (13)
Tyrone Nash 4 (7)
Tim Abromaitis 3 (4)
Scott Martin 1 (1, 1 at ND)
Ben Hansbrough 0 (1, 1 at ND)

10-Plus Assists

Ben Hansbrough 1 (3, 3 at ND)

Double-Doubles

Carleton Scott 7 (10)
Tyrone Nash 4 (5)
Tim Abromaitis 2 (3)
Scott Martin 1 (1, 1 at ND)
Ben Hansbrough 1 (3, 3 at ND)

• Scott's perfect 8-8 performance from the field against Stony Brook (Dec. 19) ranks in a tie for third all-time in program history for most made field goals in a game without a miss. He was 4-4 from three-point range versus the Seawolves.

BLOCK PARTY

• Senior forward **Carleton Scott** has a team-best - and career-high - 46 blocked shots this season (1.8 per game).
• Scott has blocked at least two shots in each of the past eight games and 17 times overall this season. He has swatted three or more shots in a game seven times this season. Scott tied a career-high total with a season-high four blocked shots against Indiana State (Nov. 30).

IRISH AMONG NATION'S BEST IN PROTECTING THE BASKETBALL

• Notre Dame boasts a 1.53 assist-to-turnover ratio. The Fighting Irish rank sixth nationally - and first in the BIG EAST - in that category. The Irish have registered 486 assists on their 720 made field goals this season (.675). The Fighting Irish average just 10.9 turnovers per game, which is the 16th-best mark in the country.
• Notre Dame has notched at least 20 assists in a game nine times this season (three times in BIG EAST play). The Irish had a season-high 29 assists (on 34 made field goals) versus Chicago State (Nov. 17). Notre Dame is 15th nationally in assists per game (16.8).
• Notre Dame has notched at least 20 assists in a game nine times this season (three times in BIG EAST play). The Irish had a season-high 29 assists (on 34 made field goals) versus Chicago State (Nov. 17). Notre Dame is 15th nationally in assists per game (16.8).
• Senior guard **Ben Hansbrough** leads the Irish with 121 assists (4.2 apg). Freshman point guard **Eric Atkins** is second with 99 (3.4 apg). Atkins has a team-best 2.83 assist-to-turnover ratio, which ranks 11th nationally and first in the BIG EAST.
• Notre Dame matched a season-low total by committing just seven turnovers versus Louisville (Feb. 9). The Irish have had fewer than 10 turnovers in a game nine times this season (five times in BIG EAST play).

ROOKIE HANDLING THE ROCK

• Freshman point guard **Eric Atkins** boasts a team-best 2.83 assist-to-turnover ratio. He ranks 11th nationally and first in the BIG EAST in that category. He is second on the team with 99 assists (3.4 apg).
• Atkins has a 2.71 assist-to-turnover ratio in BIG EAST games, which also ranks first among all of the league's players.
• Over the past 10 games, Atkins has compiled 30 assists and just eight turnovers in 204 minutes of play (a 3.8 assist-to-turnover ratio).
• The rookie has dished out five-plus assists in a game nine times this season, including a career-high seven against St. John's (Jan. 16) and USF (Feb. 12).
• Atkins has led the Irish in assists nine times this season.
• He scored a career-high - and team-best - 15 points versus Marquette (Jan. 10).

MARTIN MAKING AN IMPACT

• **Scott Martin** has scored in double-figures 12 times in BIG EAST play (out of 17 games). He has registered double-figures 16 times overall this season.
• Martin notched his first career double-double versus Marquette (Jan. 10) as he tallied 10 points and a career-high 11 rebounds. He has led the Irish in rebounding four times this season.
• Martin has netted a season-high 15 points three times (Maine, Indiana State, UMBC). Those were his highest point outputs since he netted a career-high 17 points against Missouri State during his freshman season at Purdue.
• Martin did not play in 2008-09 due to NCAA transfer rules and he missed all of last season with an ACL injury.

PERFORMING IN THE POST

• Notre Dame is 14-1 this season when senior forward **Tyrone Nash** scores at least 10 points.
• Nash has led the Irish in assists eight times this season. He has registered five or more assists in a game six times this season (three times in BIG EAST play), including a career-high seven versus Chicago State (Nov. 17) and Providence (Feb. 23).
• Nash's career-high 80 assists (2.8 apg) rank third among all Notre Dame players this season. He also is third in rebound average with a career-high 6.1 mark and boasts a team-high 74 offensive rebounds.
• Nash has produced four double-doubles this season.

JACK ATTACK

• Sophomore forward **Jack Cooley** scored a career-high 18 points and hauled down a career-high tying eight rebounds on Feb. 12 at USF. Cooley made his first nine shots of the contest before missing his final attempt from the field.



Irish In The NCAA Rankings
(as of Feb. 27)

TEAM

Assist-To-Turnover Ratio

6. 1.51
(National Leader: Wisconsin, 1.80)

Winning Percentage

14. .821
(National Leader: Four tied at .931)

Assists Per Game

15. 16.5
(National Leader: Kansas, 18.4)

Turnovers Per Game

16. 11.0
(National Leader: Wisconsin, 7.6)

Scoring Margin

27. +9.9
(National Leader: Kansas, +18.8)

Rebound Margin

33. +5.0
(National Leader: Old Dominion, +12.3)

Scoring Offense

39. 75.1
(National Leader: VMI, 88.5)

INDIVIDUAL

Assist-To-Turnover Ratio

11. Eric Atkins, 2.97
(National Leader:
Jordan Taylor, Wisconsin, 4.24)

Irish Posting One of Top Seasons in Program History

(listed by win total)

OVERALL		
SEASON	RECORD	PERCENTAGE
1908-09	33-7	.825
1973-74	26-3	.897
2007-08 [^]	25-8	.758
1957-58	24-5	.828
1978-79	24-6	.800
1986-87	24-8	.750
2002-03 [^]	24-10	.706
2006-07 [^]	24-8	.750
2010-11[^]	24-5	.828

BIG EAST		
SEASON	RECORD	PERCENTAGE
2007-08 [^]	14-4	.778
2010-11[^]	13-4	.765

[^] - Mike Brey coached team

- Overall, Cooley had made 15 straight field goal attempts before the miss against the Bulls. Cooley made his final field goal attempt versus Rutgers (Feb. 6) and made all five of his tries against Louisville (Feb. 9).
- Cooley gave the Irish a huge lift off the bench in the win over Louisville. He scored all 10 of his points in the first half. The Louisville and USF contests marked the first time Cooley ever has scored in double-figures in consecutive games. Cooley has four double-digit scoring efforts this season.
- Cooley is an efficient 48-73 (.658) from the field this season. He is 24-37 (.649) from the floor in BIG EAST play.

DRAINING FROM DEEP

- The Fighting Irish are 232-594 (.391) from three-point range this season. That mark ranks first among all BIG EAST teams. Notre Dame has hit 10 or more three pointers in a game six times this season (all wins), including a school-record 20 treys against Villanova on Monday. The Irish are averaging 8.0 made three-pointers per game.
- The Irish are 205-492 (.417) from three-point range in their 24 wins and they are 27-102 (.265) in the five losses.
- **Ben Hansbrough** is shooting at a team-best 43.7% clip (73-167) from beyond the arc this season. That percentage ranks fourth in the BIG EAST.
- **Tim Abromaitis** leads the BIG EAST with a 49.4% (42-61) mark from three-point range in league play.
- Abromaitis tied a Purcell Pavilion at the Joyce Center record with a career-high nine made three-pointers (on 13 attempts) against Villanova. Hansbrough deposited a career-high seven treys (on 10 attempts) versus Villanova.

403 AND COUNTING

- Heading into the Connecticut contest, Notre Dame has made at least one three-pointer in 403 straight contests dating back to the 1998-99 campaign. The Fighting Irish have made at least one three pointer during every game of the Mike Brey era. The last time an Irish team failed to hit a three-pointer in a game was in a 101-70 loss to Connecticut at the Hartford Civic Center on Jan. 12, 1999. Notre Dame finished 0-7 from beyond the arc in that contest. In 2008-09, the Irish set a single-season three-point record with 319.

IRISH FUN FACT UNDER BREY

- Notre Dame teams under **Mike Brey** have always ranked among the best teams in the nation and BIG EAST in assists and three-point shooting. In 11 seasons with Brey on the sidelines, Notre Dame is 73-9 when Irish teams have 20 or more assists and are 72-28 when making 10 or more three-pointers.

HOME COURT ADVANTAGE

- Notre Dame averaged 82.1 points per game in its 17 home games this season, while the Irish are averaging 67.2 points in their eight true road games (all BIG EAST contests). Notre Dame averaged 75.8 points per game in its nine BIG EAST home games.
- The Irish eclipsed the 80-point mark at home 10 times this season (three times in BIG EAST play).

ROLLING TO VICTORY ON THE ROAD

- Notre Dame's 25-point victory (83-58) at DePaul on Feb. 3 was Notre Dame's second-largest road victory ever in BIG EAST play. The Irish won by 26 points (95-69) at Seton Hall during the 2007-08 season.

SPREADING THE WEALTH

- In the 78-55 win at USF (Feb. 12), the Irish had six players reach double-figures in points for the first time ever in a BIG EAST game. **Jack Cooley** (18), **Carleton Scott** (13), **Tim Abromaitis** (12), **Ben Hansbrough** (12), **Scott Martin** (10) and **Tyrone Nash** (10) all netted double-digits. It's the second time this season Notre Dame has had six double-figure scorers. Those same six players all did so versus Maine (Nov. 22).
- The Irish have had at least four players reach double-figures in points in six of the past seven games. Notre Dame has had at least four double-figure scorers in 12 games this season.
- Notre Dame has had at least five players reach double-digits in the same contest six times (see box on page 8).

BALANCED ATTACK

- Six different Notre Dame players have led the team in scoring during a game this season. **Ben Hansbrough** has led the Irish in scoring a team-best 17 times, including one tie with **Tim Abromaitis**, who has led the Irish in points on eight



Free-Throw Shooting in Final Five Minutes and Overtime (Season Totals):

Tim Abromaitis	15-23 (.652)
Eric Atkins	20-27 (.741)
Mike Broghammer	0-0 (.000)
Joey Brooks	4-8 (.500)
Jack Cooley	1-4 (.250)
Alex Dragicevich	4-6 (.667)
Jerian Grant	0-0 (.000)
Ben Hansbrough	57-67 (.851)
Tom Knight	1-1 (1.000)
Tom Kopko	0-0 (.000)
Scott Martin	16-28 (.571)
Tyrone Nash	21-30 (.700)
Carleton Scott	13-15 (.867)
Total	152-209 (.727)
Opponents	91-119 (.765)

Taking Care Of The Basketball

Under Irish head coach Mike Brey, Notre Dame always has been a team that has had a high number of assists and very few turnovers. Here's a look at the Irish under Brey:

	FGs	Assts	TOs	Asst/Bskt	Asst/TO
2000-01	814	527	434	.647	1.21
2001-02	934	629	435	.673	1.45
2002-03	917	558	446	.609	1.25
2003-04	766	434	329	.567	1.32
2004-05	671	415	341	.618	1.22
2005-06	772	468	364	.606	1.29
2006-07	869	552	414	.635	1.33
2007-08	914	608	429	.665	1.42
2008-09	988	601	343	.608	1.75
2009-10	918	585	362	.637	1.62
2010-11	720	486	317	.675	1.53

Irish On The Road Under Brey

	Away	Neutral	Overall
2010-11	4-4	3-1	7-5
2009-10	3-6	3-3	6-9
2008-09	3-8	3-4	6-12
2007-08	5-4	3-4	8-8
2006-07	3-5	3-3	6-8
2005-06	4-7	0-2	4-9
2004-05	4-6	0-1	4-7
2003-04	6-5	2-1	8-6
2002-03	4-5	6-3	10-8
2001-02	8-4	5-3	13-7
2000-01	6-4	2-2	8-6
Totals	50-58	30-27	80-85
	(.463)	(.526)	(.485)

occasions. **Carleton Scott** has done so three times, including one tie with **Eric Atkins**, who has posted a team-high point total twice this season. **Jack Cooley** and **Tyrone Nash** have led the Irish in scoring once each.

FIRST HALF FLURRY

- Notre Dame opponents are averaging just 29.0 points in the first half of play this season, while the Irish are averaging 37.0 points during the first stanza.
- Notre Dame held USF to just 17 first-half points on Feb. 12. That marked the fourth time this season Notre Dame has held an opponent to under 20 points in the first half. The other times were against California (5 points), Wisconsin (19) and Cincinnati (19).
- Notre Dame's 47 first-half points against Villanova on Monday signified the 13th time this season (fifth in BIG EAST play) the Irish have netted at least 40 points in the first half of play.
- Notre Dame is 19-1 this season when leading at the intermission. The only loss came at West Virginia (Feb. 19) as the Irish held a 27-26 halftime lead over the Mountaineers, yet fell 72-58.
- In the first half of their five losses, the Irish have been outscored by just 12 points combined (159-147). Notre Dame has been outscored by 68 points (206-138) in the second half of its five setbacks.

CLAMPING DOWN

- Notre Dame has held 12 of its opponents to 40% or below shooting from the field. The Irish held California under 30% on Nov. 26.
- The Irish held Seton Hall (Feb. 26) to just 30.4% (17-56) shooting from the floor. That matched the lowest shooting percentage for an Irish opponent in a BIG EAST game this season. Notre Dame also held USF (Feb. 12) to 30.4% (21-69).
- Seton Hall's 48 points were the fewest scored by an Irish opponent in a BIG EAST game this season. It's the second time this season the Irish have held an opponent to under 50 points. Notre Dame held California to 44 points. Prior to the Seton Hall contest, the last time the Irish held a BIG EAST foe under 50 points was in a 50-45 win over Pittsburgh during the quarterfinals of last season's BIG EAST Tournament. The last time Notre Dame held a BIG EAST opponent under 50 during a regular-season game was a 61-48 victory over Georgetown during the 2003-04 campaign.

LIVING LARGE AT THE LINE

- The Fighting Irish have 97 more made free throws than their opponents have attempts from the charity stripe. The Fighting Irish are 524-722 (.726) from the free throw line this season, which ranks fourth among all BIG EAST teams. Irish opponents are 303-427 (.710) from the line.
- The Irish are 21-0 this season when making more free throws than their opponent.
- The Irish have made 20 or more free throws in a game 13 times this season. Notre Dame made a season-high 30 free throws (on 43 attempts) versus Georgia, an 89-83 double-overtime Irish victory.
- Against Maine, Notre Dame shot a season-best 92.6% from the free throw line (25-27). The Fighting Irish also shot above 90% from the charity stripe against Stony Brook as they connected on 11 of 12 shots (91.7%).

HITTING THE GLASS

- The Fighting Irish are 20-1 this season when out-rebounding their opponent.
- Notre Dame boasts a +5.1 overall rebound margin this season, which ranks third in the BIG EAST. The Irish have a +7.3 margin in their 24 wins, while they are -5.6 in their five losses. The Fighting Irish have held the advantage on the glass in 20 of their 24 wins. Notre Dame has been out-rebounded in four of its five losses.
- Senior forward **Carleton Scott** is averaging a team-high 7.3 rebounds per game. **Tyrone Nash** leads the team with 74 offensive rebounds.

COMING BACK

- The Irish have been able to produce key comebacks en route to victory this season. Notre Dame is 5-3 this season when trailing at halftime.
- Against Seton Hall (Feb. 26), the Irish were down by 11 (25-14) late in the first half and trailed by three (27-24) at the intermission. Notre Dame out scored the Pirates by 15 (36-21) in the second half to register the 60-48 victory.
- Notre Dame staged three comebacks during a five-game stretch of BIG EAST play to provide momentum that the team is still riding. The Fighting Irish were down by nine points (45-36) at halftime to Marquette (Jan. 22) and came back to win 80-75. Against Pittsburgh (Jan. 24), the Irish trailed by five points (28-23) at the intermission and prevailed 56-51. Notre Dame overcame a four-point half-time deficit (44-40) to defeat Louisville 89-79 in overtime (Feb. 9).



Spreading the Wealth (Season Totals)

Six Double-Digit Scorers

Maine - W, 97-72 (Nov. 22)

Abromaitis (26), Martin (15), Nash (13), Cooley (13), Scott (11), Hansbrough (11)

USF - W, 78-55 (Feb. 12)*

Cooley (18), Scott (13), Abromaitis (12), Hansbrough (12), Martin (10), Nash (10)

* - indicates first time Notre Dame ever has had six double-figure scorers in a BIG EAST game

Five Double-Digit Scorers

Chicago State - W, 102-62 (Nov. 17)

Hansbrough (22), Abromaitis (21), Scott (17), Atkins (12), Nash (11)

Indiana State - W, 81-72 (Nov. 30)

Hansbrough (24), Nash (16), Martin (15), Abromaitis (13), Scott (11)

Cincinnati - W, 66-58 (Jan. 19)

Nash (13), Hansbrough (13), Abromaitis (12), Atkins (11), Martin (11)

Marquette - W, 80-75 (Jan. 22)

Hansbrough (28), Nash (13), Atkins (12), Scott (11), Martin (10)

Hitting The Century Mark

Notre Dame has scored at least 100 points 13 times during the Mike Brey era. Most recently, the Fighting Irish deposited 102 points on Nov. 17 versus Chicago State. Here are Notre Dame's 100-point outputs during Brey's tenure.

<u>Date</u>	<u>Opponent</u>	<u>Result</u>
11/18/00	Sacred Heart	W, 104-58
11/22/00	Loyola (Chicago)	W, 107-68
2/9/02	at Georgetown (4ot)*	W, 116-111
12/14/02	DePaul	W, 102-71
1/25/03	at Boston College (ot)*	W, 101-96
2/18/06	at Seton Hall*	W, 102-91
12/28/06	Rider	W, 101-51
1/30/07	at Syracuse*	W, 103-91
12/8/07	Northern Illinois	W, 108-62
12/2/08	South Dakota	W, 102-76
2/21/09	at Providence*	W, 103-84
12/22/09	Bucknell	W, 101-69
11/17/10	Chicago State	W, 102-62

* - BIG EAST Game

- The Fighting Irish rebounded from a 12-point halftime deficit (37-25) to defeat Georgia in double-overtime, 89-83, at the Old Spice Classic (Nov. 25).
- Arguably Notre Dame's top comeback of the season occurred during the title game of the Old Spice Classic. Notre Dame trailed Wisconsin 43-32 with 9:21 left in regulation, yet the Fighting Irish finished the game on a 26-8 run to claim the 58-51 victory. Included in that stretch was a 15-0 run for the Irish.

ICING THE GAME

- Clutch free throw shooting has been key for Notre Dame in three BIG EAST victories.
- Rutgers (Feb. 6) trimmed the Irish lead to three (70-67) with 59 seconds left to play, yet **Ben Hansbrough** went 6-for-6 from the charity stripe down the stretch to help the Irish produce the 76-69 victory. Hansbrough is 57-67 (.851) from the free throw line in the final five minutes of regulation and overtime this season (see box on page 7).
- After Marquette trimmed Notre Dame's lead to four (69-65) with 3:21 left in the game on Jan. 22, the Irish went 9-10 from the charity stripe en route to the 80-75 victory. **Tyrone Nash** went 4-4 during that stretch, while Hansbrough was 2-2 and **Scott Martin** connected on three of his four attempts.
- Versus Cincinnati (Jan. 19), the Irish led by five (57-52) with 1:18 remaining. Notre Dame went 9-10 from the free throw line down the stretch to secure the 66-58 victory. Hansbrough went 5-6, while **Tim Abromaitis** and **Eric Atkins** both were 2-2.

VETERAN PRESENCE

- Seniors **Tim Abromaitis** (F), **Ben Hansbrough** (G), **Scott Martin** (G), **Tyrone Nash** (F) and **Carleton Scott** (F) have combined for 139 of a possible 145 starts this season. Notre Dame is 20-3 when that quintet starts. Nash, Abromaitis and Hansbrough have started all 29 games this season, while Martin has 28 starts. Scott started the first 14 contests of the season before suffering a hamstring injury versus Syracuse (Jan. 1). He returned to the starting lineup on Jan. 22 versus Marquette. Scott has 24 starts this season. Notre Dame's game-by-game starters are listed on page 12 of this notes packet.

IRONMEN

- **Tim Abromaitis**, **Ben Hansbrough** and **Tyrone Nash** have played in all 64 games over the past two seasons. Nash and Hansbrough both have started all 64 of those contests. Overall, Nash has played in a team-best 79 straight contests. The last game he did not play in was at Cincinnati on Feb. 4, 2009.

BEATING THE BEST

- Six of Notre Dame's 13 BIG EAST wins have come against a ranked opponent. The Irish defeated #9/9 Georgetown 69-55 in the league opener. Notre Dame topped #8/9 Connecticut 73-70 and downed #25/- Cincinnati 66-58. The Irish upended #2/2 Pittsburgh 56-51 and #16/15 Louisville 89-79 in overtime. Notre Dame bested #19/19 Villanova 93-72 on Monday.

TAKING DOWN A TOP-10 FOE

- Notre Dame has defeated three top-10 teams this season. Most recently, the Irish won at #2/2 Pittsburgh, 56-51, on Jan. 24. Notre Dame opened BIG EAST play with a 69-55 triumph of #9/9 Georgetown (Dec. 29) and the Irish produced a 73-70 victory over #8/9 Connecticut (Jan. 4).
- Prior to this season, the last time Notre Dame defeated three top-10 teams in the same season was during the 2008-09 campaign. That season, the Irish took down #6/7 Texas (81-80), #9/10 Georgetown (73-67) and #5/7 Louisville (90-57).
- This season's wins over Georgetown and Connecticut marked the first time since the 2002-03 campaign that Notre Dame defeated two top-10 teams in a three-game span.
- Prior to the wins over Georgetown and Connecticut, the last time Notre Dame recorded back-to-back home wins over top-10 teams was during the 1960-61 season when the Irish knocked off #7 DePaul (61-58 on Jan. 17, 1961) and #7 St. John's (64-63 on Feb. 2, 1961).

PITT-STOPPED

- Notre Dame's win over then second-ranked Pittsburgh on Jan. 24, produced several noteworthy items as the Irish recorded their third win over a top-10 foe this season:
 - The win was the highest-ranked opponent a Notre Dame team under **Mike Brey** had beaten on the road in a true road game.
 - The victory was the first in a true road game over a top-five team for Notre Dame since a 75-70 win over No. 2 Connecticut on Jan. 2, 2000.



IRISH EXCEL ON AND OFF THE COURT

Abromaitis Named To Capital One Academic All-America First Team

- **Tim Abromaitis** has been named to the Capital One Academic All-America Men's Basketball First Team for the second consecutive year. Abromaitis becomes the first Notre Dame men's basketball player to earn first team Academic All-America honors in back-to-back seasons since Pat Garrity in 1997 and 1998.
- He is enrolled in a one-year intensified MBA program within the Mendoza College of Business and has a 3.615 grade point average. He graduated one full year ahead of his class in May of 2010 from the Mendoza College of Business with a degree in finance. A three-time member of the Dean's List, he earned a 3.72 grade index over his eight semesters.
- Abromaitis becomes just the fourth player in program history to earn first team Academic All-America honors on multiple occasions. In addition to Garrity, Bob Arnzen and John Paxson were both multi-year first-team honorees. Arnzen ranks as Notre Dame's only three-time Academic All-America honoree as he garnered first-team recognition in 1967, 1968 and 1969, while Paxson earned first-team recognition in both 1982 and 1983.
- Notre Dame's other Academic All-America honorees include: Gary Novak (second team in 1972 and first team in 1974); Kelly Tripucka (first team in 1979); Rich Branning (first team in 1980) and Chris Quinn (first team in 2006).
- In all, Notre Dame has had eight different players in the 106-year history of the men's basketball program garner Academic All-America recognition on 14 occasions.
- Abromaitis is the third Notre Dame student-athlete during the 2010-11 school year to be named an Academic All-American. Irish kicker David Ruffer was a first-team football selection, while All-American Lauren Fowlkes earned a spot on the women's soccer first team. Overall, Notre Dame ranks second all-time in the number of Academic All-Americans it has produced with 219.

Passing The Test

- Notre Dame has recorded a perfect score of 100 percent in each of the last three Graduation Success Rate (GSR) figures released in 2008, 2009 and 2010 and is one of just 12 schools to earn a perfect 100 percent score in each of the last three years. The 11 other schools include Binghamton, Charleston Southern, Coastal Carolina, Colgate, Holy Cross, Davidson, Loyola of Maryland, North Carolina-Wilmington, Utah State, Wake Forest and Western Kentucky.
- In the recent set of GSR scores released in the fall, Notre Dame had the highest percentage of sports with 100 percent scores (for the fifth time in six years) among the 120 Football Bowl Subdivision institutions, with a .863 figure (19 of 22).

- The win matched the highest-ranked opponent an Irish squad had beaten during the Brey era. On Dec. 8, 2002, Notre Dame defeated No. 2 Texas in the championship game of the BB&T Classic in Washington, D.C., 98-92.
- Notre Dame had been winless (0-5) at the Petersen Events Center prior to victory and it marked just the 12th loss ever for a Pittsburgh team in 157 games at the PEC. The victory also snapped the Panthers' 20-game home win streak as Pittsburgh suffered just its 11th loss ever at the PEC in BIG EAST play.
- It was the first win for an Irish team at Pittsburgh since a 56-53 victory on Jan. 12, 2002. It was Notre Dame's third straight victory over the Panthers, its longest win streak since the Irish joined the BIG EAST Conference in 1995-96.
- The Irish held the Panthers to their lowest scoring output of the season (51 points) in their first BIG EAST loss of the 2010-11 campaign.
- **Ben Hansbrough** outscored the Pittsburgh 13-12 in the final 9:22 of the contest as he netted 15 of his game-high 19 points in the second half.

LOOKING AT THE NUMBERS

- Notre Dame has scored less than 60 points in its five losses this season. The Irish are 3-5 this season when scoring fewer than 60 points. The Irish are averaging 57.0 points per game in the five setbacks and 79.6 points in their 24 victories.
- The Irish are surrendering 63.9 points per game in their wins and they are allowing 73.0 points per game in their losses.

A SUCCESSFUL STRETCH

- Notre Dame is 30-7 (.811) in its last 37 games dating back to last season. Following a double-overtime loss to Louisville (91-89) in Freedom Hall on Feb. 17, 2010, the Irish won their final four regular-season games in 2009-10 (Pittsburgh, Georgetown, Connecticut and Marquette) and won two games in the BIG EAST Tournament (Seton Hall and Pittsburgh) before losing to West Virginia in the conference championship semifinals and to Old Dominion in the first round of the 2010 NCAA Tournament.

BREY REACHES BIG EAST MILESTONE

- Notre Dame head coach **Mike Brey** notched his 100th BIG EAST regular-season victory with the 73-70 win over Connecticut on Jan. 4. Brey is the sixth coach in BIG EAST Conference history with 100 regular-season league wins. Brey's Irish teams are 111-72 (.607) all-time in regular-season BIG EAST play.

ELDER STATESMAN

- **Mike Brey** is in his 11th season along the Irish sidelines. He is the third-longest tenured coach in the BIG EAST, behind only Jim Boeheim of Syracuse and Jim Calhoun of Connecticut. Brey stands sixth all-time in career BIG EAST victories (both regular-season and tournament) with his 117-82 (.588) mark. He is one of eight coaches in BIG EAST history to record 100 conference wins.

BIG EAST All-Time Winningest Coaches By Victories

(Includes conference regular-season and championship games)

1. Jim Boeheim, Syracuse	382-210 (.645)
2. Jim Calhoun, Connecticut	298-171 (.635)
3. John Thompson, Georgetown	232-123 (.654)
4. Lou Carnesecca, St. John's	139-80 (.635)
5. Rollie Massimino, Villanova	123-92 (.572)
6. Mike Brey, Notre Dame	117-82 (.588)
7. Jamie Dixon, Pittsburgh	108-44 (.711)
8. Jay Wright, Villanova	107-77 (.582)

A NEW ADDITION TO THE SWANAGAN FAMILY

- Current Notre Dame coordinator of men's basketball operations, **Harold Swanagan**, who played for the Irish from 1998-2002, and his wife Andrea (also a 2002 Notre Dame graduate), welcomed their first child, a daughter, on Super Sunday (Feb. 6). Elena Marie Swanagan was born at 10:30 p.m. and weighed seven pounds and 11 ounces. Swanagan was not present on the bench earlier that day when Notre Dame defeated Rutgers 76-69 at home.

STARTING STRONG

- This season and the 2006-07 campaign are the only two seasons during Notre Dame's BIG EAST era that the Irish suffered just one regular-season non-conference loss.
- Notre Dame's loss to Kentucky on Dec. 8 was the latest calendar date the Irish had suffered their first setback of the season since the 1979-80 campaign. Notre Dame started that season 7-0 before suffering its first loss to Kentucky (86-80) on Dec. 29, 1979.
- Notre Dame's 8-0 start this season was the fifth in program history and the best ever for the Irish under head coach Mike Brey.



Austin Carr Joins Notre Dame Ring Of Honor; Lower Level of Purcell Pavilion To Be Renamed Austin Carr Concourse

- Former Irish great Austin Carr, who played at Notre Dame from 1968-71 and still remains the school's all-time leader with 2,560 career points and a 34.6 career scoring average, became the third individual to be inducted into the Notre Dame Basketball Ring of Honor inside Purcell Pavilion at the Joyce Center. His legacy and achievements were celebrated during halftime of Saturday's Seton Hall game.
- Carr will join Luke Harangody (2006-10) and Ruth Riley (1997-2001) as Notre Dame's third member to the Ring of Honor. Harangody was the first honoree as he was honored in February 2010, while Riley followed him in November 2010.
- The Ring of Honor was established by the Notre Dame athletics department to honor former and present men's and women's basketball and volleyball players who have made distinguished and noteworthy contributions during their careers while student-athletes at the University. A committee consisting of Irish coaches and administrators helps to determine the inductees.
- On the same evening Austin Carr was inducted into Notre Dame's Ring of Honor inside Purcell Pavilion, a second honor was bestowed upon the program's career scoring leader. Carr will have the lower concourse of the Joyce Center bear his name as it will now be called Austin Carr Concourse.
- The Purcell Pavilion upper concourse area was part of the overall renovation of the Joyce Center that was completed in October of 2009. The concourse area features a variety of theming elements that highlight the history of the venue and the various programs and events that have occurred within the building over the past 42 seasons. The building opened in the fall of 1968 and was originally named the Athletic and Convocation Center.
- The lower concourse area soon will recognize former Irish men's and women's basketball and volleyball student-athletes and their accomplishments.

OLD SPICE CHAMPIONS

- Notre Dame won the Old Spice Classic in Orlando, Fla. (Nov. 25-28) by capturing wins over Georgia (89-83 in 2ot), California (57-44) and Wisconsin (58-51). It marked the first three-game in-season tournament victory for the Fighting Irish since winning the 2001 Hawaii-Pacific Thanksgiving Classic in Honolulu, Hawaii
- In the Old Spice Classic, the Irish held California and Wisconsin to five and 19 points, respectively, in the first half of play.
- Notre Dame held California (16-61) and Wisconsin (20-57) to a combined 36-118 (.305) from the field during the final two games of the Old Spice Classic.
- Notre Dame out-rebounded Wisconsin 43-28 in the title game of the tournament.
- Notre Dame held a decisive free throw advantage in all three games of the tournament. The Irish made 20 more free throws than both Georgia (30-10) and California (26-6). Notre Dame made 16 more free throws (20-4) than Wisconsin in the title game.
- Senior forward **Tim Abromaitis** was named the MVP of the Old Spice Classic as he averaged 14.0 ppg. and 8.7 rpg. during the three-game run. Fellow senior forward **Carleton Scott** also was named to the all-tournament team. Scott was the only Irish player to reach double figures in points during every game of the event.

BIG EAST TEAMS FIND SUCCESS IN PRESEASON TOURNAMENTS

- Notre Dame won the Old Spice Classic and was one of six BIG EAST teams to come away with an in-season tournament title during the month of November.

Champions

Notre Dame – Old Spice Classic

Connecticut – EA Sports Maui Invitational

Pittsburgh – 2K Sports Classic

Syracuse – Legends Classic

Georgetown – Charleston Classic

St. John's – Great Alaska Shootout

Runner-Up

Villanova – Preseason NIT Tip-Off

West Virginia – Puerto Rico Tip-Off

POSTSEASON STRETCH

- Notre Dame has earned appearances in the postseason in each of the last 11 years, which marks the longest stretch in school history. The Irish have been to the NCAA Tournament on six occasions and the National Invitation Tournament (NIT) five times during this current stretch. Under head coach **Mike Brey**, Notre Dame has played in the NAAs six times and NIT four times.

BIG EAST FORMULA FOR SUCCESS

- Since his arrival at Notre Dame, head coach **Mike Brey** has led the Irish to a 111-72 (.607) record in BIG EAST regular-season games and a 6-10 mark in tournament play for an overall record of 117-82 (.588) against league foes. Brey's Irish teams have won 10 or more conference regular-season games in seven of his 11 seasons. Prior to his arrival at Notre Dame, Irish teams had just a 35-53 (.398) regular-season record from 1995-2000.

BIG EAST TURNAROUND

- During head coach **Mike Brey's** tenure, Irish teams have only had two losing seasons in BIG EAST play — 6-10 in 2005-06 and 8-10 in 2008-09. Since the 2005-06 campaign when the Irish finished 6-10 after beginning the BIG EAST regular-season with a 1-8 record, Notre Dame has gone 61-33 (.649) over the last 94 regular-season contests. In addition to Notre Dame, only four other BIG EAST teams have had records of .500 or better eight or more times — Pittsburgh and Syracuse (nine times) and Notre Dame, Connecticut and Villanova (eight times).

106 YEARS AND STRONG

- The 2010-11 campaign marks the 106th season of basketball at Notre Dame and the 16th season as a member of the BIG EAST Conference. Notre Dame teams have posted a 1698-925 record for a .647 winning percentage. In 15 seasons as a member of the BIG EAST, the Irish own a 146-125 (.539) record all-time in conference regular-season play.

THE CAPTAINS

- Seniors **Tim Abromaitis**, **Ben Hansbrough**, **Tyrone Nash** and **Carleton Scott** will serve as captains during the 2010-11 season. All four are captains for the first time in their careers.



2010-11 BIG EAST Preseason Coaches' Poll

	Pts.
1. Pittsburgh (12)	222
2. Villanova (1)	208
3. Syracuse (2)	187
4. Georgetown	173
5. West Virginia	164
6. St. John's (1)	145
7. NOTRE DAME	123
8. Louisville	121
Marquette	121
10. Connecticut	113
11. Seton Hall	104
12. Cincinnati	91
13. USF	54
14. Providence	36
15. Rutgers	32
16. DePaul	26

*First-place votes in parentheses

BIG EAST Preseason Player of the Year

Austin Freeman, Georgetown, Sr., G

BIG EAST Preseason Rookie of the Year

Fab Melo, Syracuse

Preseason All-BIG EAST First Team

Austin Freeman, Georgetown, Sr., G
Kemba Walker, Connecticut, Jr., G
Ashton Gibbs, Pittsburgh, Jr., G
Jeremy Hazell, Seton Hall, Sr., G
Corey Fisher, Villanova, Sr., G
Kevin Jones, West Virginia, Jr., F

Preseason All-BIG EAST Second Team

Chris Wright, Georgetown, Sr., G
Jimmy Butler, Marquette, Sr., F

Tim Abromaitis, Notre Dame, Sr., F

D.J. Kennedy, St. John's, Sr., G/F
Kris Joseph, Syracuse, Jr., F

Preseason All-BIG EAST Honorable Mention

Yancy Gates, Cincinnati, Sr., F
Darius Johnson-Odom, Marquette, Jr., G
Rick Jackson, Syracuse, Sr., F

2010-11 Notre Dame Basketball Radio Affiliates

Notre Dame Sports Properties originates the Notre Dame Radio Network which includes: WSBT AM 960 (South Bend, Ind.); WLS AM 890 (Chicago, Ill.); WXNT-AM 1430 in Indianapolis, Ind.; WNUY-FM 100.1 (Fort Wayne, Ind.); WRSW ESPN 1480 AM (Warsaw, Ind); WEFM FM 95.9 (Michigan City, Ind.); WLUV-AM 1520 (Rockford, Ill.); WVIL-FM 101.3 (Jacksonville/Peoria, Ill.); WJLS-AM 560 (Beckley, W.Va; WKKX-AM 1600 (Wheeling, W.Va.); SIRIUS Satellite (159) and XM Radio (117); and worldwide on www.und.com.

BASKETBALL BLOODLINES

• This year's Notre Dame roster features several players with some strong basketball bloodlines:

• **Tim Abromaitis** - His father, Jim, played basketball at the University of Connecticut (1975-80) and was drafted by the New Jersey Nets. His brother, Jason, played basketball at Yale (2003-07).

• **Mike Broghammer** - His uncle, Christian Laettner, played professional basketball for 13 seasons and was a member of the 1992 gold medal Dream Team. He played for Duke University (1988-92) and led the Blue Devils to national championships in 1991 and 1992.

• **Joey Brooks** - His father, Lott J. Brooks, III, played college basketball at Eckerd College (1974-78).

• **Jerian Grant** - His father, Harvey, played basketball at the University of Oklahoma (1986-88), and was the 12th pick overall in the 1988 NBA Draft and played from 1988-99 in the NBA. His uncle, Horace Grant, played at Clemson, and was the 10th overall pick in the NBA Draft by the Chicago Bulls. He is the owner of four NBA championship rings. His older brother, Jerai, is a senior on the Clemson basketball team, while a younger brother, Jerami is a junior on the DeMatha basketball team.

• **Ben Hansbrough** - His brother, Tyler, played basketball at the University of North Carolina (2005-09). A three-time All-American, he was the 2008 National Player of the Year and led the Tar Heels to the 2009 national championship. Currently, he is in his second season with the Indiana Pacers, and was the 13th pick overall in the 2009 NBA Draft.

• **Tom Knight** - His father, Karl, played basketball at Bowdoin (1976-80).

DEMATHA CONNECTION

• **Jerian Grant** is the first Irish basketball player from DeMatha High School to attend Notre Dame during the Mike Brey era. Brey played and coached at DeMatha and also is the alma mater of assistant coach Rod Balanis. Former Irish players who also played at DeMatha include Bob Whitmore (1967-69), Sid Catlett (1969-71) and Adrian Dantley (1974-76).

IRISH INK ONE FOR 2011

• **Pat Connaughton**, a 6-5, 195-pound swingman from Arlington, Mass., was the lone early-November 2011 signee for head coach Mike Brey. He is ranked 73rd nationally by Scout.com and 100th by ESPNU.

• A four-year starter at St. John's Prep in Danvers, Mass., Connaughton averaged 24.0 points and 17.9 rebounds in 2009-10 as he led St. John's to one of the best seasons in program history as the squad finished with a 21-3 mark. In addition, his squad won the Catholic Conference championship. His team was ranked seventh in the final Massachusetts state poll after making the school's first appearance since 1974 in the Division 1 state finals.

BREY SERVING AS CHAIRMAN OF THE NCAA MEN'S BASKETBALL RULES COMMITTEE

• **Mike Brey** was elected chair of the 2010-11 NCAA Men's Basketball Rules Committee in May 2010 and is serving his fourth year on the rules committee.



GAME-BY-GAME STARTING LINEUPS

Date	Opponent (Result)	Starting Lineup	No. of Times	Record With Lineup
11/12	Georgia Southern (W, 98-61)	Abromaitis-Hansbrough-Martin-Nash-Scott ^	1	1-0
11/14	Liberty (W, 72-51)	Abromaitis-Hansbrough-Martin-Nash-Scott	2	2-0
11/17	Chicago State (W, 102-62)	Abromaitis-Atkins-Hansbrough-Nash-Scott ^	1	1-0
11/22	Maine (W, 97-72)	Abromaitis-Hansbrough-Martin-Nash-Scott	3	3-0
11/25	Georgia (W, 89-83 2ot)	Abromaitis-Hansbrough-Martin-Nash-Scott	4	4-0
11/26	California (W, 57-44)	Abromaitis-Hansbrough-Martin-Nash-Scott	5	5-0
11/28	Wisconsin (W, 58-51)	Abromaitis-Hansbrough-Martin-Nash-Scott	6	6-0
11/30	Indiana State (W, 81-72)	Abromaitis-Hansbrough-Martin-Nash-Scott	7	7-0
12/8	Kentucky (L, 58-72)	Abromaitis-Hansbrough-Martin-Nash-Scott	8	7-1
12/11	Gonzaga (W, 83-79)	Abromaitis-Hansbrough-Martin-Nash-Scott	9	8-1
12/19	Stony Brook (W, 88-62)	Abromaitis-Hansbrough-Martin-Nash-Scott	10	9-1
12/22	UMBC (W, 93-53)	Abromaitis-Hansbrough-Martin-Nash-Scott	11	10-1
12/29	Georgetown (W, 69-55)	Abromaitis-Hansbrough-Martin-Nash-Scott	12	11-1
1/1	Syracuse (L, 58-70)	Abromaitis-Hansbrough-Martin-Nash-Scott	13	11-2
1/4	Connecticut (W, 73-70)	Abromaitis-Atkins-Hansbrough-Martin-Nash ^	1	1-0
1/8	St. John's (W, 76-61)	Abromaitis-Atkins-Hansbrough-Martin-Nash	2	2-0
1/10	Marquette (L, 57-79)	Abromaitis-Atkins-Hansbrough-Martin-Nash	3	2-1
1/16	St. John's (L, 54-72)	Abromaitis-Atkins-Hansbrough-Martin-Nash	4	2-2
1/19	Cincinnati (W, 66-58)	Abromaitis-Atkins-Hansbrough-Martin-Nash	5	3-2
1/22	Marquette (W, 80-75)	Abromaitis-Hansbrough-Martin-Nash-Scott	14	12-2
1/24	Pittsburgh (W, 56-51)	Abromaitis-Hansbrough-Martin-Nash-Scott	15	13-2
2/3	DePaul (W, 83-58)	Abromaitis-Hansbrough-Martin-Nash-Scott	16	14-2
2/6	Rutgers (W, 76-69)	Abromaitis-Hansbrough-Martin-Nash-Scott	17	15-2
2/9	Louisville (W, 89-79 ot)	Abromaitis-Hansbrough-Martin-Nash-Scott	18	16-2
2/12	USF (W, 78-55)	Abromaitis-Hansbrough-Martin-Nash-Scott	19	17-2
2/19	West Virginia (L, 58-72)	Abromaitis-Hansbrough-Martin-Nash-Scott	20	17-3
2/23	Providence (W, 94-93)	Abromaitis-Hansbrough-Martin-Nash-Scott	21	18-3
2/26	Seton Hall (W, 60-48)	Abromaitis-Hansbrough-Martin-Nash-Scott	22	19-3
2/28	Villanova (W, 93-72)	Abromaitis-Hansbrough-Martin-Nash-Scott	23	20-3

^ - Indicates first time that lineup was used

Notre Dame's Record in 2010-11 when ...

Played at the Purcell Pavilion.....	17-0
Played on the road.....	4-4
Played at a neutral site.....	3-1
BIG EAST Conference record (all games)	13-4
Non-conference record	11-1
Leading at halftime.....	19-1
Trailing at halftime.....	5-3
Tied at halftime.....	0-1
Playing an overtime game.....	2-0
Shoots .500 or better	10-0
Shoots .500 or less.....	14-5
Opponents shoots .500 or less.....	22-4
Shoots better than opponent.....	20-0
Shoots worse than opponent.....	4-5
Shoots same as opponent	0-0
Makes more free throws than opponent.....	21-0
Makes less free throws than opponent	2-5
Same number of free throws	1-0
Outrebounded opponents	20-1
Outrebounded by opponent	3-4
Same number of rebounds.....	1-0
Has more turnovers than opponent.....	11-5
Has fewer turnovers than opponent	11-0
Has same number of turnovers	2-0
Bench outscored opponent's bench.....	6-1
Outscored by opponent's bench	17-4
Bench points are the same	1-0
Plays a ranked opponent.....	6-2
Makes 10 or more three-pointers	6-0
No Notre Dame player fouls out.....	21-3
One Notre Dame player fouls out.....	3-1
Two or more Notre Dame players foul out.....	0-1

Wears White Uniforms	12-0
Wears Blue Uniforms	5-4
Wears Gold Uniforms.....	7-1
Wears Black Uniforms.....	0-0
Plays in an In-Season Tournament.....	3-0
Plays on Television	18-5
Plays in November	8-0
Plays in December	4-1
Plays in January	5-3
Plays in February	7-1
Plays in March.....	0-0
Plays in Day Games.....	4-3
Plays in Night Games	20-2
Plays on Sundays	4-1
Plays on Mondays.....	3-1
Plays on Tuesdays	2-0
Plays on Wednesdays	6-1
Plays on Thursdays.....	2-0
Plays on Fridays.....	2-0
Plays on Saturdays	5-2
Final Margin is 5 points or less	5-0
Final Margin is 6-10 points	6-0
Final Margin is 11-20 points	4-5
Final Margin is 20-plus points.....	9-0
Has a player score 20-plus points	18-1
Has a player score 30-plus points	2-0
Scores 59 points or less	3-5
Scores 60-69 points	3-0
Scores 70-79 points	5-0
Scores 80-89 points	7-0
Scores 90-plus points.....	6-0



Head Coach Mike Brey

2007 & 2008 BIG EAST Coach of the Year
Third Longest Tenured Coach in BIG EAST
Record at Notre Dame: 235-118 (.666)
Overall Record: 334-170 (.663)

- 24-year veteran of the college ranks...
 - University of Notre Dame (head coach)
2000-10 (11th season)
 - University of Delaware (head coach)
1995-2000 (five seasons)
 - Duke University (assistant coach)
1987-95 (nine seasons)

	Overall	BIG EAST (regular season)
2000-01	20-10	11-5 (1st place-West Division)
2001-02	22-11	10-6 (2nd place-West Division)
2002-03	24-10	10-6 (3rd place-West Division)
2003-04	19-13	9-7 (7th place)
2004-05	17-12	9-7 (6th place)
2005-06	16-14	6-10 (t11th place)
2006-07	24-8	11-5 (4th place)
2007-08	25-8	14-4 (t2nd place)
2008-09	21-15	8-10 (t9th place)
2009-10	23-12	10-8 (t7th place)
2010-11	24-5	13-4
	235-118 (.666)	111-72 (.607)

- Has guided eight of his 15 teams to NCAA tournament play; has led a team to postseason play 13 times (five NIT appearances)
- Has mentored two BIG EAST Player of the Year honorees — Troy Murphy (2001) and Luke Harangody (2008) — and nine first-team all-BIG EAST honorees
- Spent eight years as an assistant coach under Mike Krzyzewski at Duke and during that time the Blue Devils advanced to the Final Four six times and won national championships in both 1991 and '92
- Played at DeMatha High School under legendary coach Morgan Wootten and graduated from there in 1977. Also served as an assistant coach for Wootten from 1982-87
- Received DeMatha High School's Distinguished Alumnus Award in October 2003
- Awarded an honorary monogram by the Notre Dame Monogram Club in December of 2006 and inducted in University of Delaware Athletic Hall of Fame in November of 2007
- Recipient of 2003 Coaches vs. Cancer Champion Award in recognition of his fund-raising efforts for the Coaches vs. Cancer Program and a member of the CVC National Council
- Along with wife Tish received the Distinguished Service Award and the 2007 March of Dimes Franklin D. Roosevelt Award. The couple has raised nearly \$2 million for the South Bend/Michiana area



Mike Brey vs. Ranked Opponents:

Overall: 36-64

at Notre Dame: 36-58

(2010-11: 6-2; 2009-10: 4-4; 2008-09: 3-9; 2007-08: 2-6;
2006-07: 4-2; 2005-06: 1-7; 2004-05: 2-5; 2003-04: 2-8;
2002-03: 5-6; 2001-02: 3-6; 2000-01: 4-3)
at Delaware: 0-6

Mike Brey in Overtime Games at Notre Dame:

Overall: 7-7

at Georgetown (2/9/02)W, 116-111 (4 OT)
at Boston College (1/25/03) W, 101-96
vs. Georgetown (2/1/03) W, 93-92 (2OT)
at Pittsburgh (1/4/06) L, 97-100 (2OT)
vs. Georgetown (1/24/06) L, 82-85 (2OT)
at Louisville (2/4/06) L, 86-89
at Connecticut (2/21/06) L, 74-75
at Michigan (3/20/06) L, 84-87 (2OT)
vs. Providence (1/31/08)W, 81-74
at Louisville (1/12/09) L, 73-87
at Louisville (2/17/10) L, 89-91 (2OT)
at Marquette (3/6/10) W, 63-60
vs. Georgia (11/25/10)..... W, 89-83 (2OT)
vs. Louisville (2/9/11)..... W, 89-79

Irish Record Under Brey In Games Decided By ...

1 point	12-11
2 points	6-11
3 points	15-16
4 points	4-6
5 points	7-7
6 points	11-5
7 points	17-7
8 points	6-10
9 points	7-4
10 points	13-6
11-15 points	47-23
16-20 points	27-9
21-30 points	28-3
31-40 points	25-0
41-50 points	10-0
50+points	0-0
Total	235-118



BIG EAST Coaching Percentage

Regular Season and BIG EAST Tournament

	W-L	Pct.	Yrs.	Tour.	Pct.
1. Jamie Dixon, Pittsburgh	108-44	.711	8	11-6	.647
2. John Thompson, Georgetown	231-123	.653	20	33-13	.717
3. Jim Boeheim, Syracuse	382-210	.645	32	45-26	.634
4. Bob Huggins, West Virginia	51-29	.638	4	7-2	.778
5. Rick Pitino, Providence/Louisville	93-53	.637	8	5-6	.455
6. Jim Calhoun, Connecticut	298-171	.635	25	28-18	.609
Lou Carnesecca, St. John's	139-80	.635	13	12-11	.522
8. John Thompson III, Georgetown	84-51	.622	7	11-5	.688
9. Mike Jarvis, St. John's	57-36	.613	5	7-4	.636
10. Tom Crean, Marquette	34-22	.607	3	3-3	.500
11. Buzz Williams, Marquette	35-23	.603	3	3-2	.600
12. Ben Howland, Pittsburgh	43-29	.597	4	8-3	.727
13. Mike Brey, Notre Dame	117-82	.588	11	6-10	.375
14. Jay Wright, Villanova	107-77	.582	10	8-9	.471
15. Rollie Massimino, Villanova	123-92	.572	12	13-12	.520

BIG EAST Coaching Wins

Regular Season and BIG EAST Tournament

	W-L	Pct.	Yrs.	Tour.	Pct.
1. Jim Boeheim, Syracuse	382-210	.645	32	45-26	.634
2. Jim Calhoun, Connecticut	298-171	.635	25	28-18	.609
3. John Thompson, Georgetown	231-123	.653	20	33-13	.717
4. Lou Carnesecca, St. John's	139-80	.635	13	12-11	.522
5. Rollie Massimino, Villanova	123-92	.572	12	13-12	.520
6. Mike Brey, Notre Dame	117-82	.588	11	6-10	.375
7. Jamie Dixon, Pittsburgh	108-44	.711	8	11-6	.647
8. Jay Wright, Villanova	107-77	.582	10	8-9	.471
9. Steve Lappas, Villanova	97-79	.551	9	10-8	.556
10. P.J. Carlesimo, Seton Hall	90-130	.409	9	13-10	.565

Bold indicates active BIG EAST head coach



Notre Dame Last Time Win/Loss Versus Ranked Opponent in Associated Press Poll

	Date	Opponent (Location)	Score				
Win vs. #1	2-1-87	North Carolina (H)	60-58	Win vs. #20	1-15-98	West Virginia (A)	74-72
Loss vs. #1	11-26-08	(8) North Carolina (LC)!	87-102	Loss vs. #20	1-12-09	(12) Louisville (A)	73-87
Win vs. #2	1-24-11	Pittsburgh (A)	56-51	Win vs. #21	1-9-07	(22) West Virginia (H)	61-58
Loss vs. #2	2-28-09	Connecticut (A)	65-72	Loss vs. #21	3-22-08	(15) Washington St. (PC)\$	41-61
Win vs. #3	3-3-90	Missouri (H)	98-67	Win vs. #22	12-7-05	Alabama (A)	78-71
Loss vs. #3	1-27-10	Villanova (A)	90-72	Loss vs. #22	3-16-07	Winthrop (SA)\$	64-74
Win vs. #4	12-7-06	Alabama (H)	99-85	Win vs. #23	12-3-06	Maryland (VC)@	81-74
Loss vs. #4	2-7-04	Pittsburgh (H)	58-66	Loss vs. #23	3-8-06	Georgetown (MSG)*	63-67
Win vs. #5	2-12-09	Louisville (H)	90-57	Win vs. #24	NA		
Loss vs. #5	1-1-11	(15) Syracuse (A)	58-70	Loss vs. #24	3-5-05	Pittsburgh (H)	77-85
Win vs. #6	11-25-08	(8) Texas (LC)!	81-80	Win vs. #25	1-19-11	Cincinnati (H)	66-58
Loss vs. #6	1-6-03	(5) Pittsburgh (A)	55-72	Loss vs. #25	3-13-08	Marquette (MSG)*	79-89
Win vs. #7	2-2-82	San Francisco (H)	75-66	<i>Event/Location Notes</i>			
Loss vs. #7	3-12-10	West Virginia (MSG)*	51-53	\$ - NCAA Tournament			
Win vs. #8	1-4-11	(14) Connecticut (H)	73-70	* - BIG EAST Tournament			
Loss vs. #8	1-17-09	(12) Syracuse (A)	74-93	! - Maui Invitational			
Win vs. #9	12-29-10	(15) Georgetown (H)	69-55	^ - SEC/BIG EAST Invitational			
Loss vs. #9	3-9-07	(20) Georgetown (MSG)*	82-84	@ - BB&T Classic			
Win vs. #10	2-21-01	(18) Boston College (H)	76-75	(H) - Home			
Loss vs. #10	1-2-10	Connecticut (A)	70-82	(A) - Away			
Win vs. #11	2-27-10	Georgetown (A)	78-64	(LC) - Lahaina Civic Center (Maui)			
Loss vs. #11	3-2-09	Villanova (H)	60-77	(MCI) - MCI Center (Washington, D.C.)			
Win vs. #12	2-24-10	Pittsburgh (H)	68-53	(MSG) - Madison Square Garden (New York, N.Y.)			
Loss vs. #12	3-4-03	Syracuse (A)	88-92	(KC) - Kansas City, Mo.			
Win vs. #13	12-2-02	Marquette (H)	92-71	(D) - Dayton, Ohio			
Loss vs. #13	2-28-08	(17) Louisville (A)	85-90	(BFC) - Big Four Classic (Indianapolis, Ind.)			
Win vs. #14	12-5-87	Louisville (BFC)	69-54	(FH) - Freedom Hall (Louisville, Ky.)			
Loss vs. #14	3-18-01	(19) Mississippi (KC)\$	56-59	(PC) - Pepsi Center (Denver, Colo.)			
Win vs. #15	1-21-98	Syracuse (H)	83-63	(SA) - Spokane Arena (Spokane, Wash.)			
Loss vs. #15	2-7-09	UCLA (A)	63-89	(VC) - Verizon Center (Washington, D.C.)			
Win vs. #16	2-9-11	Louisville (H) (ot)	89-79	<i>Note - Number before opponent indicates Notre Dame's AP ranking at the time of the game</i>			
Loss vs. #16	1-18-03	(10) Kentucky (A)	73-88	<i>Bold italics</i> indicates result from this season			
Win vs. #17	3-7-70	(15) Ohio U. (D)\$	112-82				
Loss vs. #17	12-8-10	(23) Kentucky (FH)^	58-72				
Win vs. #18	1-26-08	Villanova (A)	90-80				
Loss vs. #18	2-12-05	Pittsburgh (A)	66-68				
Win vs. #19	2-28-11	Villanova (H)	93-72				
Loss vs. #19	3-8-02	Connecticut (MSG)*	77-82				

Event/Location Notes

\$ - NCAA Tournament

* - BIG EAST Tournament

! - Maui Invitational

^ - SEC/BIG EAST Invitational

@ - BB&T Classic

(H) - Home

(A) - Away

(LC) - Lahaina Civic Center (Maui)

(MCI) - MCI Center (Washington, D.C.)

(MSG) - Madison Square Garden (New York, N.Y.)

(KC) - Kansas City, Mo.

(D) - Dayton, Ohio

(BFC) - Big Four Classic (Indianapolis, Ind.)

(FH) - Freedom Hall (Louisville, Ky.)

(PC) - Pepsi Center (Denver, Colo.)

(SA) - Spokane Arena (Spokane, Wash.)

(VC) - Verizon Center (Washington, D.C.)

Note - Number before opponent indicates Notre Dame's AP ranking at the time of the game

Bold italics indicates result from this season



NOTRE DAME RECORD BOOK WATCH LIST

CAREER

Three-Point Field Goals Made

1.	Colin Falls	2003-07	331
2.	Chris Thomas	2001-05	302
3.	Matt Carroll	1999-03	301
4.	Kyle McAlarney	2005-09	298
5.	David Graves	1998-02	259
6.	Ryan Hoover	1992-96	248
7.	Chris Quinn	2002-05	239
8.	Ryan Ayers	2005-09	170
9.	Martin Ingelsby	1997-01	167
10.	Tim Abromaitis	2007-11	148
11.	Ben Hansbrough	2009-11	140
12.	Russell Carter	2003-07	139
13.	Luke Zeller	2005-09	107
14.	Tory Jackson	2006-10	103
15.	Pat Garrity	1994-98	100
16.	Antoni Wyche	1995-99	93
17.	Elmer Bennett	1988-92	91
18.	Jordan Cornette	2001-05	74
19.	Joe Fredrick	1986-90	73
20.	Rob Kurz	2004-08	72

Three-Point Field Goals Attempted

1.	Chris Thomas	2001-05	833
2.	Colin Falls	2003-07	826
3.	Matt Carroll	2002-03	762
4.	Kyle McAlarney	2005-09	687
5.	Ryan Hoover	1992-96	680
6.	David Graves	1998-02	630
7.	Chris Quinn	2002-06	573
8.	Ryan Ayers	2005-09	401
9.	Martin Ingelsby	1997-01	394
10.	Tim Abromaitis	2007-11	351
11.	Russell Carter	2003-07	342
12.	Antoni Wyche	1995-99	333
13.	Ben Hansbrough	2009-11	329
14.	Tory Jackson	2006-10	320
15.	Luke Zeller	2005-09	297
16.	Pat Garrity	1994-98	279
17.	Elmer Bennett	1988-92	259
18.	Jordan Cornette	2001-05	245
19.	Troy Murphy	1998-01	191
20.	Pete Miller	1993-97	190

Three-Point Field Goal Percentage

Percentage (Min. 120 Attempted)

1.	Joe Fredrick	1986-90	.490
2.	Kyle McAlarney	2005-09	.434
3.	Ben Hansbrough	2009-11	.426
4.	Ryan Ayers	2005-09	.424
	Martin Ingelsby	1997-01	.424
6.	Tim Abromaitis	2007-11	.422
7.	Chris Quinn	2002-06	.417
8.	David Graves	1998-02	.411
9.	Rob Kurz	2004-08	.409
10.	David Rivers	1984-88	.406
	Russell Carter	2003-07	.406
12.	Colin Falls	2003-07	.401
13.	Keith Friel	1996-98	.397
14.	Matt Carroll	1999-03	.395
15.	Jamere Jackson	1987-90	.380
16.	Jonathan Peoples	2006-10	.377
17.	Kevin Ellery	1988-91	.372
18.	Carl Cozen	1991-94	.370
	Ryan Hoover	1993-96	.365
20.	Carleton Scott	2008-11	.364

Assists

1.	Chris Thomas	2001-05	833
2.	Tory Jackson	2006-10	694
3.	David Rivers	1984-88	586
4.	Tim Singleton	1987-91	549
5.	Martin Ingelsby	1997-01	526
6.	Elmer Bennett	1988-92	516
7.	Rich Branning	1976-80	466
8.	Chris Quinn	2002-06	428
9.	John Paxson	1979-83	411
10.	Jackie Meehan	1969-71	395
11.	Admore White	1993-97	390
12.	Jimmy Dillon	1996-00	387
13.	Kyle McAlarney	2005-09	376
14.	David Graves	1998-02	340
15.	Matt Carroll	1999-03	314
16.	Ben Hansbrough	2009-11	274
17.	Ryan Hoover	1992-96	264
18.	Ray Martin	1973-77	261
19.	Zach Hillesland	2005-09	234
20.	Dwight Clay	1972-75	229

Assist Average

1.	Chris Thomas	2001-05	6.5
2.	Doug Gottlieb	1995-96	5.7
3.	Jackie Meehan	1968-71	5.3
4.	Tory Jackson	2006-10	5.1
5.	David Rivers	1984-88	5.0
6.	Tim Singleton	1987-91	4.9
7.	Martin Ingelsby	1997-01	4.3
	Ben Hansbrough	2009-11	4.3
9.	Elmer Bennett	1988-92	4.2
10.	Rich Branning	1976-80	4.1
11.	John Paxson	1979-83	3.7
12.	Admore White	1993-97	3.6
13.	Chris Quinn	2002-06	3.5
14.	Kyle McAlarney	2005-09	3.4
	Eric Atkins	2010-11	3.4
16.	Joe Howard	1983-84	3.3
17.	Jimmy Dillon	1996-00	3.2
18.	Ray Martin	1973-77	2.9
19.	David Graves	1998-02	2.6
	Dwight Clay	1972-75	2.6

Blocked Shots

1.	Jordan Cornette	2001-05	201
2.	LaPhonso Ellis	1988-92	200
3.	Ryan Humphrey	2000-02	166
4.	Torin Francis	2002-06	157
5.	Troy Murphy	1998-01	126
6.	Rob Kurz	2004-08	122
7.	Matt Gotsch	1993-97	97
8.	Luke Harangody	2006-10	95
9.	Carleton Scott	2008-11	86
10.	Phil Hickey	1995-99	84
11.	Tracy Jackson	1977-81	75
12.	Keith Tower	1988-92	65
	Ken Barlow	1982-86	65
14.	Pat Garrity	1994-98	64
15.	Marcus Young	1993-97	61
16.	Orlando Woolridge	1977-81	54
17.	Monty Williams	1989-94	50
18.	Harold Swanagan	1998-02	49
	Torrian Jones	2000-03	49
20.	Ryan Ayers	2005-09	47
--	Tyrone Nash	2007-11	39



Blocked Shots Average

1.	Ryan Humphrey	2000-02	2.8
2.	LaPhonso Ellis	1988-92	2.1
3.	Jordan Cornette	2001-04	1.6
4.	Torin Francis	2002-05	1.4
5.	Troy Murphy	1998-01	1.3
6.	Rob Kurz	2004-08	1.1
	Carleton Scott	2008-11	1.1
8.	Matt Gotsch	1993-97	1.0
9.	Phil Hickey	1995-99	0.8
10.	Tracy Jackson	1977-81	0.7
	Luke Harangody	2006-10	0.7
12.	Pat Garrity	1994-98	0.6
	Marcus Young	1993-97	0.6
	Monty Williams	1989-94	0.6
	Keith Tower	1988-92	0.6
16.	Ivan Kartelo	1999-01	0.5
	Malik Russell	1991-93	0.5
	Ken Barlow	1982-86	0.5
	Orlando Woolridge	1977-81	0.5
	Dennis Latimore	2004-05	0.5

Steals Average

1.	Chris Thomas	2001-04	1.9
2.	David Rivers	1984-88	1.7
3.	Tory Jackson	2006-10	1.6
	David Graves	1998-02	1.6
5.	Chris Quinn	2002-05	1.3
	Doug Gottlieb	1995-96	1.3
	Ryan Hoover	1992-96	1.3
	Tim Singleton	1987-91	1.3
	Bill Hanzlik	1976-80	1.3
10.	Troy Murphy	1998-01	1.2
	Elmer Bennett	1988-92	1.2
	John Paxson	1979-83	1.2
	Ben Hansbrough	2009-11	1.2
14.	Russell Carter	2003-07	1.1
	Martin Ingelsby	1997-01	1.1
	Jimmy Dillon	1996-00	1.1
	Derek Manner	1994-98	1.1
	Admore White	1993-97	1.1
	Joe Howard	1983-84	1.1
20.	Jordan Cornette	2001-05	1.0
	Adin McCann	1996-97	1.0
	Lamarr Justice	1991-95	1.0
	Monty Williams	1989-94	1.0
	Scott Hicks	1983-87	1.0

Games Played

20.	David Rivers	1984-88	118
--	Tyrone Nash	2007-11	113

SEASON

Three-Point Field Goal Percentage

(Min. 75 Attempted)

1.	Joe Fredrick	.521	1988-89
11.	Ben Hansbrough	.437	2010-11
13t.	Tim Abromaitis	.429	2010-11
20.	David Rivers	.419	1987-88
	Chris Quinn	.419	2005-06
--	Carleton Scott	.365	2010-11

Assists

20.	Martin Ingelsby	150
--	Ben Hansbrough	121
--	Eric Atkins	99

Blocked Shots

1.	Ryan Humphrey	2001-02	87
2.	LaPhonso Ellis	1991-92	86
3.	Ryan Humphrey	2000-01	79
4.	Jordan Cornette	2002-03	75
5.	Jordan Cornette	2003-04	63
6.	Torin Francis	2002-03	60

7.	Tracy Jackson	1980-81	59
8.	LaPhonso Ellis	1988-89	53
9.	Troy Murphy	2000-01	50
10.	Rob Kurz	2007-08	48
11.	Rob Kurz	2006-07	46
	Jordan Cornette	2004-05	46
	Carleton Scott	2010-11	46
14.	Matt Gotsch	1996-97	41
15.	Troy Murphy	1999-00	38
	Troy Murphy	1998-99	38
17.	Carleton Scott	2009-10	37
	LaPhonso Ellis	1989-90	37
19.	Torin Francis	2003-04	35

Blocked Shots Average

1.	Ryan Humphrey	2001-02	2.8
2.	Ryan Humphrey	2000-01	2.7
3.	LaPhonso Ellis	1991-92	2.6
4.	Jordan Cornette	2002-02	2.2
5.	Tracy Jackson	1980-81	2.1
6.	Jordan Cornette	2003-04	2.0
	LaPhonso Ellis	1989-90	2.0
8.	Torin Francis	2003-04	1.8
	Torin Francis	2002-03	1.8
	Carleton Scott	2010-11	1.8
11.	Troy Murphy	2000-01	1.7
	LaPhonso Ellis	1989-90	1.7
13.	Jordan Cornette	2004-05	1.6
	LaPhonso Ellis	1990-91	1.6
15.	Rob Kurz	2007-08	1.5
	Rob Kurz	2006-07	1.5
	Matt Gotsch	1996-97	1.5
18.	Rob Kurz	2006-07	1.4
	Troy Murphy	1998-99	1.4
20.	Orlando Woolridge	1979-80	1.2

Steal Average

20.	Tim Singleton	1.6
--	Ben Hansbrough	1.3

Free Throw Percentage

(Min. 75 Attempted)

19.	Chris Thomas	2003-04	.826
	Matt Carroll	2001-02	.826
	Adrian Dantley	1973-74	.826
	Austin Carr	1969-70	.826
	George Restovich	1965-66	.826
--	Ben Hansbrough	2010-11	.818
--	Tim Abromaitis	2010-11	.774

INDIVIDUAL RECORDS BY CLASS

Highest Free Throw Percentage

(Minimum 75 Attempted)

As a Senior

Name	Season	FTM-A	Pct.	
1.	Chris Thomas	2004-05	98-110	.891
2.	Chris Quinn	2005-06	95-109	.872
3.	Rob Kurz	2007-08	122-143	.853
4.	John McCarthy	1957-58	132-156	.846
5.	Matt Carroll	2002-03	135-160	.844
--	Ben Hansbrough	2010-11	109-134	.818
--	Tim Abromaitis	2010-11	87-108	.774

Highest Block Average%

As a Senior

Name	Season	BPG	
1.	Ryan Humphrey	2001-02	2.8
2.	LaPhonso Ellis	1991-92	2.6
3.	Tracy Jackson	1980-81	2.1
4.	Carleton Scott	2010-11	1.8
5.	Jordan Cornette	2004-05	1.6
6.	Matt Gotsch	1996-97	1.5
	Rob Kurz	2007-08	1.5

Bold indicates current player



Notre Dame Highs and Lows Under Mike Brey

Notre Dame – Team Game Highs (1st Half)

Points 62 vs. Loyola-Chicago (11/22/00)
..... 62 vs. Georgia Southern (11/12/10)*
Field Goals Made 24 vs. IPFW (11/10/06)*
..... 24 vs. Syracuse (1/30/07)
Field Goals Attempted 43 vs. New Hampshire (11/16/01)*
..... 43 vs. Syracuse (1/30/07)
Field Goal Percentage 75.0% (18-24) vs. West Virginia (1/9/10)*
3 PT Field Goals Made 14 vs. South Dakota (12/2/08)*
3 PT Field Goals Attempted 23 vs. South Dakota (12/2/08)*
3 PT Field Goals Percentage ..85.7% (6-7) vs. West Virginia (1/9/10)*
Free Throws Made 18 vs. Liberty (11/22/09)*
..... 18 vs. Maine (11/22/10)*
Free Throws Attempted 24 vs. Liberty (11/22/09)*
Free Throw Percentage 100.0% on 18 occasions
Total Rebounds 32 vs. Chicago State (11/17/10)*
Offensive Rebounds 15 vs. Savannah State (12/22/08)*
Defensive Rebounds 24 vs. Northern Illinois (12/8/07)*
Assists 19 vs. Canisius (12/19/00)*
Steals 12 vs. New Hampshire (11/16/01)*
Blocked Shots 13 vs. Belmont (11/17/02)*
Turnovers 14 vs. Monmouth (11/16/07)
..... 14 vs. St. John's (1/16/11)
Fouls 13 vs. St. John's (1/16/11)

Notre Dame – Team Game Highs (2nd Half)

Points 68 vs. Georgetown (4OT) (2/9/02)
Field Goals Made 24 vs. Pittsburgh (1/4/06)
Field Goals Attempted 63 vs. Georgetown (4OT) (2/9/02)
Field Goal Percentage 72.0% vs. Lafayette (11/14/06)
3 PT Field Goals Made 11 vs. St. John's (3/6/04)
..... 11 vs. North Carolina (11/26/08)
3 PT Field Goals Attempted 24 vs. Pittsburgh (1/4/06)
3 PT Field Goals Percentage . 75.0% (6-8) vs. Connecticut (2/21/05)
Free Throws Made 27 vs. Seton Hall (2/18/06)
Free Throws Attempted 32 vs. California (11/26/10)
Free Throw Percentage 100.0% on six occasions
Total Rebounds 34 vs. Seton Hall (1/8/01)
Offensive Rebounds 15 vs. Army (12/19/04)*
Defensive Rebounds 25 vs. Sacred Heart (11/18/00)*
Assists 16 vs. Army (12/19/04)*
..... 16 vs. Maine (11/22/10)*
Steals 14 vs. New Hampshire (11/16/01)*
Blocked Shots 6 vs. Belmont (11/17/02)*
..... 6 vs. IUPUI (12/9/09)*
Turnovers 13 vs. Niagara (12/21/05)*
..... 13 vs. Marquette (1/12/08)
Fouls 26 vs. Pittsburgh (1/4/06)

Notre Dame – Team Game Highs (Total)

Points 116 vs. Georgetown (4OT) (2/9/02)
Field Goals Made 42 vs. Canisius (12/19/00)*
Field Goals Attempted 94 vs. Georgetown (4OT) (2/9/02)
Field Goal Percentage 66.7% (34-51) vs. Pittsburgh (1/30/02)*
3 PT Field Goals Made 20 vs. Villanova (2/28/11)*#
3 PT Field Goals Attempted 44 vs. Canisius (12/22/00)
3 PT Field Goals Percentage 72.7% (16-22) vs. Loyola Chicago
(11/22/00)*#
Free Throws Made 33 vs. Seton Hall (2/18/06)
Free Throws Attempted 45 vs. Columbia (12/23/05)*
Free Throw Percentage 100% (5-5) vs. Illinois (3/22/03)
..... 100% (19-19) vs. Villanova (1/8/05)*#
Total Rebounds 64 vs. Georgetown (4OT) (2/9/02)
Offensive Rebounds 24 vs. Seton Hall (1/8/01)
Defensive Rebounds 41 vs. Northern Illinois (12/8/07)*
Assists 32 vs. Canisius (12/19/00)*#
Steals 26 vs. New Hampshire (11/16/01)*#
Blocked Shots 19 vs. Belmont (12/17/02)*#
Turnovers 24 vs. Marquette (1/12/08)
Fouls 32 vs. Pittsburgh (1/4/06)

Notre Dame – Team Game Lows (1st Half)

Points 17 vs. Connecticut (3/3/10)*
Field Goals Made 4 vs. St. John's (1/16/11)
Field Goals Attempted 14 vs. St. John's (1/16/11)
Field Goal Percentage 18.8% (6-32) vs. Connecticut (2/21/04)
3 PT Field Goals Made 0 vs. West Virginia (1/7/04)
..... 0 vs. California (11/26/10)
3 PT Field Goals Attempted 4 vs. St. Louis (11/28/09)
3 PT Field Goals Percentage 0.0% on three occasions
Free Throws Made 0 on ten occasions
Free Throws Attempted 0 on seven occasions
Free Throw Percentage 0.0% on ten occasions
Total Rebounds 9 vs. UCF (12/6/09)*
..... 9 vs. Pittsburgh (3/11/10)
Offensive Rebounds 0 vs. West Virginia (1/9/10)*
Defensive Rebounds 6 vs. Louisville (2/17/10)
Assists 1 vs. Villanova (1/27/07)*
Steals 0 on eight occasions
Blocked Shots 0 on 32 occasions
Turnovers 0 vs. DePaul (1/23/10)*
Fouls 0 vs. Samford (12/30/04)*

Notre Dame – Team Game Lows (2nd Half)

Points 18 vs. Pittsburgh (3/11/10)
Field Goals Made 5 vs. West Virginia (1/9/10)*
..... 5 vs. Pittsburgh (3/11/10)
Field Goals Attempted 13 vs. Pittsburgh (3/11/10)
Field Goal Percentage 21.4% (6-28) vs. Harvard (11/19/04)*
3 PT Field Goals Made 0 on four occasions
3 PT Field Goals Attempted 2 vs. Rutgers (2/6/11)*
3 PT Field Goals Percentage ... 0.0% (0-6) vs. Providence (1/31/08)*
..... 0.0% (0-2) vs. Rutgers (2/6/11)*
Free Throws Made 0 vs. Pittsburgh (1/12/04)
..... 0 vs. Indiana (11/24/08)
..... 0 vs. Old Dominion (3/18/10)
Free Throws Attempted 0 vs. Old Dominion (3/18/10)
..... 0 vs. Old Dominion (3/18/10)
Free Throw Percentage 0.0% on four occasions
Total Rebounds 7 vs. Rutgers (3/1/03)
Offensive Rebounds 2 on four occasions
Defensive Rebounds 4 vs. Rutgers (3/1/03)
Assists 0 vs. Harvard (11/19/04)
Steals 0 on 11 occasions
Blocked Shots 0 on 27 occasions
Turnovers 0 vs. West Virginia (3/10/04)
Fouls 3 on three occasions

Notre Dame – Team Game Lows (Total)

Points 41 vs. Washington State (3/22/08)
Field Goals Made 13 vs. Rutgers (3/1/03)
..... 13 vs. Washington State (3/22/08)
Field Goals Attempted 34 vs. Pittsburgh (3/11/10)
Field Goal Percentage 24.5% (13-53) vs. Washington State (3/22/08)
3 PT Field Goals Made 1 vs. Pittsburgh (2/3/01)
..... 1 vs. California (11/26/10)
3 PT Field Goals Attempted 8 vs. Pittsburgh (2/3/01)
3 PT Field Goals Percentage 5.0% (1-20) vs. California (11/26/10)
Free Throws Made 1 vs. Connecticut (2/28/09)
Free Throws Attempted 3 vs. Old Dominion (3/18/10)
Free Throw Percentage 20.0% (1-5) vs. Connecticut (2/28/09)
Total Rebounds 21 vs. Rutgers (3/1/03)
Offensive Rebounds 3 vs. DePaul (12/14/02)*
Defensive Rebounds 14 vs. DePaul (12/11/04)*
Assists 6 vs. Mississippi (3/18/01)
Steals 1 on four occasions
Blocked Shots 0 on seven occasions
Turnovers 2 vs. DePaul (1/23/10)*
Fouls 6 on three occasions

* Indicates game played at the Purcell Pavilion, Notre Dame, Ind.

Indicates school record



Opponent Highs and Lows Under Mike Brey

Opponent – Team Game Highs (1st Half)

Points	53, Arizona (3/27/03)
Field Goals Made	23, Arizona (3/27/03)
Field Goals Attempted	44, Georgetown (3/4/01)*
Field Goal Percentage	61.5% (16-26), UCF (12/6/09)*
3 PT Field Goals Made	9, Syracuse (1/11/06)*
	9, Lehigh (11/27/06)*
3 PT Field Goals Attempted	19, Syracuse (1/11/06)*
3 PT Field Goal Percentage	81.8% (9-11), Lehigh (11/26/06)*
Free Throws Made	14, Sacred Heart (11/18/00)*
Free Throws Attempted	19, Sacred Heart (11/18/00)*
Free Throw Percentage	100.0%, on 21 occasions
Total Rebounds	33, Connecticut (2/21/04)
Offensive Rebounds	16, Northern Illinois (11/24/03)*
Defensive Rebounds	21, on six occasions
Assists	15, Seton Hall (2/11/10)
Steals	9, Miami (Fla.) (2/23/02)
	9, Marquette (1/12/08)
Blocked Shots	10, Connecticut (2/21/04)
Turnovers	16, Loyola (Chicago) (11/22/00)*
Fouls	16, on four occasions

Opponent – Team Game Highs (2nd Half)

Points	68, Georgetown (4 OT) (2/9/02)
Field Goals Made	21, Syracuse (2/24/08)*
Field Goals Attempted	49, Syracuse (2/24/08)*
Field Goal Percentage	68.2% (15-22), American (12/21/03)*
3 PT Field Goals Made	9, on three occasions
3 PT Field Goals Attempted	22, Tennessee Tech (12/17/00)*
3 PT Field Goal Percentage	100.0% (3-3), Seton Hall (2/5/03)
Free Throws Made	24, Pittsburgh (2 OT) (1/4/06)
Free Throws Attempted	39, Pittsburgh (2 OT) (1/4/06)
Free Throw Percentage	100.0% on seven occasions
Total Rebounds	38, Georgetown (4 OT) (2/9/02)
Offensive Rebounds	16, Syracuse (2/24/08)*
Defensive Rebounds	27, Georgetown (4 OT) (2/9/02)
Assists	19, Pittsburgh (2 OT) (1/4/06)
Steals	9, on two occasions
Blocked Shots	11, Georgetown (4 OT) (2/9/02)
Turnovers	15, New Hampshire (11/16/01)*
Fouls	20, Seton Hall (2/18/06)
	20, Rutgers (2/6/11)

Opponent – Team Game Highs (Total)

Points	111, Georgetown (4 OT) (2/9/02)
Field Goals Made	41, Syracuse (3/4/03)*
Field Goals Attempted	82, Syracuse (2/24/08)*
Field Goal Percentage	63.0% (29-46), American (12/21/03)*
3 PT Field Goals Made	14, Texas (12/7/02)
	14, Lehigh (11/27/06)*
3 PT Field Goals Attempted	37, West Virginia (1/9/10)*
3 PT Field Goal Percentage	73.7% (14-19), Lehigh (11/27/06)*
Free Throws Made	35, Louisville (2OT) (2/17/10)
Free Throws Attempted	46, Pittsburgh (2 OT) (1/4/06)
Free Throw Percentage (min. 8 att.)	100%, West Virginia (8-8) (2/2/00)*
	100%, Savannah State (8-8) (12/22/08)*
Total Rebounds	59, Connecticut (2/21/04)
Offensive Rebounds	27, Loyola (Chicago) (11/22/00)*
Defensive Rebounds	42, Connecticut (1/24/09)*
Assists	30, Pittsburgh (2 OT) (1/4/06)
Steals	13, Niagara (12/21/05)*
Blocked Shots	19, Connecticut (OT) (2/21/06)
Turnovers	30, New Hampshire (11/16/01)*
Fouls	31, Columbia (12/23/05)*

Opponent – Team Game Lows (1st Half)

Points	5, California (11/26/10)
Field Goals Made	2, California (11/26/10)
Field Goals Attempted	18, Georgetown (2/27/10)
Field Goal Percentage	8.0% (2-25), California (11/26/10)
3 PT Field Goals Made	0, on 12 occasions
3 PT Field Goals Attempted	2, Georgetown (2/9/02)
3 PT Field Goal Percentage	0.0%, on 12 occasions
Free Throws Made	0, on 29 occasions
Free Throws Attempted	0, on 15 occasions
Free Throw Percentage	0.0%, on 29 occasions
Total Rebounds	7, Georgetown (2/27/10)
	7, Maine (11/22/10)*
Offensive Rebounds	0, Lafayette (11/14/06)
Defensive Rebounds	5, on three occasions
Assists	1, California (11/26/10)
Steals	0, on 12 occasions
Blocked Shots	0, on 34 occasions
Turnovers	1, on five occasions
Fouls	1, Pittsburgh (2/12/05)
	1, DePaul (12/31/08)
	1, West Virginia (3/12/10)

Opponent – Team Game Lows (2nd Half)

Points	8, Monmouth (11/16/07)
Field Goals Made	3, Monmouth (11/16/07)
Field Goals Attempted	19, Old Dominion (3/18/10)
Field Goal Percentage	13.0% (3-23), Monmouth (11/16/07)
3 PT Field Goals Made	0, on 11 occasions
3 PT Field Goals Attempted	3, on seven occasions
3 PT Field Goal Percentage	0.0% on 11 occasions
Free Throws Made	0, on three occasions
Free Throws Attempted	1, on three occasions
Free Throw Percentage	0.0%, on three occasions
Total Rebounds	6, Marquette (3/6/10)
Offensive Rebounds	0, Kentucky (3/25/09)*
	0, Marquette (3/6/10)
Defensive Rebounds	3, Virginia Tech (2/22/03)*
	3, Marquette (1/22/11)*
Assists	1, UAB (3/17/09)*
	1, Pittsburgh (3/11/10)
Steals	0, on seven occasions
Blocked Shots	0, on 23 occasions
Turnovers	0, West Virginia (3/10/04)
	0, Pittsburgh (1/31/09)
Fouls	4, on four occasions

Opponent – Team Game Lows (Total)

Points	33, Monmouth (11/16/07)
Field Goals Made	12, Bucknell (11/22/02)*
Field Goals Attempted	35, Rutgers (3/1/03)
Field Goal Percentage	21.1% (12-57), Bucknell (11/22/02)*
3 PT Field Goals Made	1, on five occasions
3 PT Field Goals Attempted	7, Seton Hall (2/5/03)
3 PT Field Goal Percentage	5.9% (1-17), Cincinnati (11/24/00)
Free Throws Made	0, Charleston Southern (11/26/04)*
Free Throws Attempted	0, Charleston Southern (11/26/04)*
Free Throw Percentage	0.0% (0-0), Charleston Southern (11/26/04)*
Total Rebounds	19, Winston-Salem St. (11/29/06)*
Offensive Rebounds	3, Army (12/19/04)*
	3, West Virginia (2/1/06)
Defensive Rebounds	12, Georgetown (2/27/10)
	12, Marquette (1/22/11)*
Assists	5, Bucknell (11/22/02)*
Steals	1, on three occasions
Blocked Shots	0, on 11 occasions
Turnovers	3, Marquette, (1/26/09)*
Fouls	7, Connecticut (1/24/09)*
	7, Connecticut (2/28/09)

* - Indicates games played at Purcell Pavilion, Notre Dame, Ind.



Notre Dame Highs and Lows in a BIG EAST Game

Notre Dame – BIG EAST Team Game Highs (1st Half)

Points	61 vs. Syracuse (1/30/07)
Field Goals Made	24 vs. Syracuse (1/30/07)
Field Goals Attempted	43 vs. Syracuse (1/30/07)
Field Goal Percentage	75.0% (18-24) vs. West Virginia (1/9/10)*
3 PT Field Goals Made	11, on three occasions
3 PT Field Goals Attempted	22 vs. Pittsburgh (1/31/09)
3 PT Field Goals Percentage	85.7% (6-7) vs. West Virginia (1/9/10)*
Free Throws Made	13 vs. Seton Hall (2/11/10)
Free Throws Attempted	19 vs. Villanova (1/27/10)
Free Throw Percentage	100.0% on 12 occasions
Total Rebounds	29 vs. Connecticut (1/5/08)
Offensive Rebounds	14 vs. Providence (2/19/05)
Defensive Rebounds	23 vs. Louisville (2/12/09)*
Assists	17 vs. West Virginia (1/9/10)*
Steals	7 on four occasions
Blocked Shots	7 vs. Connecticut (2/9/04)*
	7 vs. West Virginia (1/19/05)
Turnovers	14 vs. St. John's (1/16/11)
Fouls	13 vs. St. John's (1/16/11)

Notre Dame – BIG EAST Team Game Highs (2nd Half)

Points	68 vs. Georgetown (4OT) (2/9/02)
Field Goals Made	24 vs. Pittsburgh (1/4/06)
Field Goals Attempted	63 vs. Georgetown (4OT) (2/9/02)
Field Goal Percentage	71.4% vs. Georgetown (2/27/10)
3 PT Field Goals Made	11 vs. St. John's (3/6/04)
3 PT Field Goals Attempted	24 vs. Pittsburgh (1/4/06)
3 PT Field Goals Percentage	71.4% (6-8) vs. Connecticut (2/21/05)
Free Throws Made	27 vs. Seton Hall (2/18/06)
Free Throws Attempted	30 vs. Seton Hall (2/18/06)
Free Throw Percentage	100.0% on three occasions
Total Rebounds	34 vs. Seton Hall (1/8/01)
Offensive Rebounds	18 vs. Seton Hall (1/8/01)
Defensive Rebounds	27 vs. Georgetown (3/4/04)*
Assists	14 vs. Cincinnati (1/15/08)*
Steals	6 vs. Villanova (1/17/07)
Blocked Shots	5 vs. Georgetown (2/27/10)
Turnovers	13 vs. Marquette (1/12/08)
Fouls	26 vs. Pittsburgh (1/4/06)

Notre Dame – BIG EAST Team Game Highs (Total)

Points	116 vs. Georgetown (4OT) (2/9/02)
Field Goals Made	41 vs. Georgetown (4OT) (2/9/02)
Field Goals Attempted	94 vs. Georgetown (4OT) (2/9/02)
Field Goal Percentage	66.7% (34-51) vs. Pittsburgh (1/30/02)*
3 PT Field Goals Made	20 vs. Villanova (2/28/11)*#
3 PT Field Goals Attempted	36 vs. Pittsburgh (1/4/06)
3 PT Field Goals Percentage	62.5% (20-32) vs. Villanova (2/28/11)*
Free Throws Made	34 vs. Cincinnati (1/15/08)*
Free Throws Attempted	42 vs. Cincinnati (1/15/08)*
Free Throw Percentage	100.0% (19-19) vs. Villanova (1/14/03)*#
Total Rebounds	64 vs. Georgetown (4OT) (2/9/02)
Offensive Rebounds	24 vs. Seton Hall (1/8/01)
Defensive Rebounds	35 vs. Louisville (2/12/09)*
Assists	25 vs. Cincinnati (2/4/10)*
Steals	10 on six occasions
Blocked Shots	9 vs. Connecticut (2/9/04)*
Turnovers	26 vs. Pittsburgh (2/8/00)
Fouls	32 vs. Pittsburgh (1/4/06)

*Indicates game played at the Purcell Pavilion, Notre Dame, Ind.
#Indicates school record

Notre Dame – BIG EAST Team Game Lows (1st Half)

Points	17 vs. Connecticut (3/3/10)*
Field Goals Made	4 vs. St. John's (1/16/11)
Field Goals Attempted	14 vs. St. John's (1/16/11)
Field Goal Percentage	18.8% (6-32) vs. Connecticut (2/21/04)
3 PT Field Goals Made	0 vs. West Virginia (1/7/04)
	0 vs. Connecticut (1/12/99)
3 PT Field Goals Attempted	5 on three occasions
3 PT Field Goals Percentage	8.3% (1-12) vs. Providence (1/21/03)
Free Throws Made	0 on nine occasions
Free Throws Attempted	0 on seven occasions
Free Throw Percentage	0.0% on nine occasions
Total Rebounds	9 vs. Pittsburgh (3/11/10)
Offensive Rebounds	0 on four occasions
Defensive Rebounds	6 vs. Louisville (2/17/10)
Assists	1 vs. Villanova (1/27/07)*
Steals	0 on seven occasions
Blocked Shots	0 on 20 occasions
Turnovers	0 vs. DePaul (1/23/10)*
Fouls	2 vs. West Virginia (2/18/09)
	2 vs. Georgetown (2/27/10)

Notre Dame – BIG EAST Team Game Lows (2nd Half)

Points	18 vs. Pittsburgh (3/11/10)
Field Goals Made	5 vs. West Virginia (1/9/10)*
	5 vs. Pittsburgh (3/11/10)
Field Goals Attempted	13 vs. Pittsburgh (3/11/10)*
Field Goal Percentage	26.3% (5-19) vs. West Virginia (1/9/10)*
3 PT Field Goals Made	0 vs. Connecticut (1/12/99)
	0 vs. Providence (1/31/08)*
	0 vs. Rutgers (2/6/11)*
3 PT Field Goals Attempted	2 vs. Rutgers (2/6/11)*
3 PT Field Goals Percentage	0.0% (0-6) vs. Providence (1/31/08)*
	0.0% (0-2) vs. Rutgers (2/6/11)*
Free Throws Made	0 vs. Pittsburgh (1/12/04)
Free Throws Attempted	2 on four occasions
Free Throw Percentage	0.0% (0-2) vs. Pittsburgh (1/12/04)
Total Rebounds	7 vs. Rutgers (3/1/03)
Offensive Rebounds	2 vs. Connecticut (3/3/10)*
	2 vs. St. John's (1/8/11)*
Defensive Rebounds	4 vs. Rutgers (3/1/03)
Assists	2 on three occasions
Steals	0 on 10 occasions
Blocked Shots	0 on 19 occasions
Turnovers	0 vs. West Virginia (3/10/04)
Fouls	3 vs. West Virginia (1/7/04)*
	3 vs. Pittsburgh (2/24/10)*

Notre Dame – BIG EAST Team Game Lows (Total)

Points	48 vs. Georgetown (1/7/06)
Field Goals Made	13 vs. Rutgers (3/1/03)
Field Goals Attempted	34 vs. Pittsburgh (3/11/10)
Field Goal Percentage	29.7% (19-64) vs. Connecticut (2/21/04)
3 PT Field Goals Made	0 vs. Connecticut (1/12/99)
3 PT Field Goals Attempted	6 vs. Seton Hall (2/6/99)
3 PT Field Goals Percentage	10.5% vs. Rutgers (2/14/02)
Free Throws Made	1 vs. Connecticut (2/28/09)
Free Throws Attempted	4 vs. Pittsburgh (3/8/01)
Free Throw Percentage	4 vs. Connecticut (1/24/09)*
	20.0% (1-5) vs. Connecticut (2/28/09)
Total Rebounds	21 vs. Rutgers (3/1/03)
Offensive Rebounds	4 on three occasions
Defensive Rebounds	16 vs. Pittsburgh (1/24/11)
Assists	7 vs. Rutgers (3/1/03)
	7 vs. Pittsburgh (3/8/01)
Steals	1 vs. Marquette (1/26/09)*
	1 vs. Cincinnati (2/4/09)
Blocked Shots	0 on three occasions
Turnovers	2 vs. DePaul (1/23/10)*
Fouls	6 vs. West Virginia (1/7/04)*

*Indicates game played at the Purcell Pavilion, Notre Dame, Ind.
#Indicates school record



Opponent Highs and Lows in a BIG EAST Game

Opponent – BIG EAST Team Game High (1st Half)

Points	54, Connecticut (1/12/99)
Field Goals Made	22, Syracuse (3/4/03)*
Field Goals Attempted	44, Georgetown (3/4/01)*
Field Goal Percentage	65.2% (15-23), Providence (2/21/96)*
3 PT Field Goals Made	9 on three occasions
3 PT Field Goals Attempted	19, West Virginia (2/2/00)*
	19, Syracuse (1/11/06)*
3 PT Field Goals Percentage	100.0% (5-5), Connecticut (2/8/97)*
Free Throws Made	21, Connecticut (1/12/99)
Free Throws Attempted	23, Connecticut (1/12/99)
Free Throw Percentage	100.0% on 10 occasions
Total Rebounds	33, Connecticut (2/21/04)
Offensive Rebounds	14, Georgetown (3/8/03)
Defensive Rebounds	21, on three occasions
Assists	15, Seton Hall (2/11/10)
Steals	9, Marquette (1/12/08)
Blocked Shots	10, Connecticut (2/21/04)
Turnovers	14, Pittsburgh (1/6/03)
Fouls	15, Villanova (1/27/10)

Opponent – BIG EAST Team Game High (2nd Half)

Points	68, Georgetown (4OT) (2/9/02)
Field Goals Made	23, Georgetown (4OT) (2/9/02)
Field Goals Attempted	60, Georgetown (4OT) (2/9/02)
Field Goal Percentage	66.7% (20-30), Pittsburgh (3/5/05)*
3 PT Field Goals Made	9, on three occasions
3 PT Field Goals Attempted	20, Miami (2/23/02)
3 PT Field Goals Percentage	83.3% (5-6), Boston College (3/1/97)
Free Throws Made	24, Pittsburgh (1/4/06)
Free Throws Attempted	39, Pittsburgh (1/4/06)
Free Throw Percentage	100.0% on three occasions
Total Rebounds	31, Syracuse (2/24/08)*
Offensive Rebounds	16, Syracuse (2/24/08)*
Defensive Rebounds	26, Connecticut (2/21/04)
Assists	19, Pittsburgh (1/4/06)
Steals	8, Marquette (1/12/08)
Blocked Shots	11, Georgetown (4 OT) (2/9/02)
Turnovers	10, Rutgers (1/31/04)
Fouls	20, Seton Hall (2/18/06)
	20, Rutgers (2/6/11)*

Opponent – BIG EAST Team Game High (Total)

Points	111, Georgetown (2/9/02)
Field Goals Made	41, Syracuse (3/4/03)*
Field Goals Attempted	87, Georgetown (1/7/97)
Field Goal Percentage	56.5% (34-60), Syracuse (1/17/04)*
3 PT Field Goals Made	14, Syracuse (1/16/00)
3 PT Field Goals Attempted	37, West Virginia (1/9/10)*
3 PT Field Goals Percentage	71.4% (5-7), Seton Hall (2/5/03)
Free Throws Made	35, Louisville (2OT) (2/10/10)
Free Throws Attempted	46, Pittsburgh (1/4/06)
Free Throw Percentage	94.4% (17-18), Miami (1/25/00)*
Total Rebounds	59, Connecticut (2/21/04)
Offensive Rebounds	32, Georgetown (1/7/97)
Defensive Rebounds	42, Connecticut (1/24/09)*
Assists	30, Pittsburgh (1/4/06)
Steals	24, Georgetown (2/10/99)*
Blocked Shots	19, Connecticut (OT) (2/21/06)
Turnovers	23, Villanova (1/6/02)*
Fouls	33, West Virginia (2/11/97)*

Opponent – BIG EAST Team Game Lows (1st Half)

Points	16, Georgetown (3/4/04)*
Field Goals Made	6, Georgetown (2/16/05)*
	6, USF (2/12/11)
Field Goals Attempted	18, Georgetown (2/27/10)
Field Goal Percentage	20.0% (6-30), USF (2/12/11)
3 PT Field Goals Made	0 on nine occasions
3 PT Field Goals Attempted	2, Georgetown (2/10/3)*
3 PT Field Goals Percentage	0.0% on nine occasions
Free Throws Made	0 on 10 occasions
Free Throws Attempted	0, on five occasions
Free Throw Percentage	0.0% on 10 occasions
Total Rebounds	7, Georgetown (2/27/10)
Offensive Rebounds	0, Virginia Tech (1/20/04)
Defensive Rebounds	5, Pittsburgh (2/24/10)*
Assists	2, USF (2/15/06)*
	2, Seton Hall (3/10/10)
Steals	0 on seven occasions
Blocked Shots	0 on 14 occasions
Turnovers	1 on four occasions*
Fouls	1, DePaul (12/31/08)
	1, West Virginia (3/12/10)

Opponent – BIG EAST Team Game Lows (2nd Half)

Points	16, Pittsburgh (3/11/10)*
Field Goals Made	5, West Virginia (1/9/02)
Field Goals Attempted	17, Boston College (1/9/96)
Field Goal Percentage	22.7%, West Virginia (1/9/02)
3 PT Field Goals Made	0, on three occasions
3 PT Field Goals Attempted	2, Connecticut (2/28/09)
3 PT Field Goals Percentage	0.0%, on three occasions
Free Throws Made	0, on four occasions
Free Throws Attempted	0, Pittsburgh (1/29/97)
	0, St. John's (1/23/07)
Free Throw Percentage	0.0% on four occasions
Total Rebounds	6, Marquette (3/6/10)
Offensive Rebounds	0, Marquette (3/6/10)
Defensive Rebounds	3, Virginia Tech (2/22/03)*
	3, Marquette (1/22/11)*
Assists	1, Pittsburgh (3/11/10)
Steals	0, on five occasions
Blocked Shots	0, on 12 occasions
Turnovers	0, West Virginia (3/10/04)
	0, Pittsburgh (1/31/09)
Fouls	2, Connecticut (2/21/05)

Opponent – BIG EAST Team Game Lows (Total)

Points	45, Pittsburgh (3/11/10)*
Field Goals Made	17 on four occasions
Field Goals Attempted	40, Syracuse (2/5/05)
Field Goal Percentage	28.1% (18-64), Georgetown (3/4/04)*
3 PT Field Goals Made	1, Georgetown (2/7/98)
	1, South Florida (2/15/06)*
3 PT Field Goals Attempted	7, Seton Hall (2/5/03)
3 PT Field Goals Percentage	9.5% (2-21), Seton Hall (2/6/99)
Free Throws Made	1, DePaul (2/2/08)*
	1, Rutgers (2/25/09)*
Free Throws Attempted	3, Connecticut (2/12/00)*
	3, DePaul (2/2/08)*
Free Throw Percentage	20.0% (1-5), Rutgers (2/25/09)*
Total Rebounds	20, Georgetown (2/27/10)
Offensive Rebounds	4, West Virginia (2/18/03)
Defensive Rebounds	12, Georgetown (2/27/10)
	12, Marquette (1/22/11)
Assists	6, Syracuse (2/5/05)
	6, Seton Hall (3/10/10)
Steals	1, Connecticut (3/11/04)
Blocked Shots	0 on four occasions
Turnovers	3, Marquette (1/26/09)*
Fouls	7, Connecticut (1/24/09)*
	7, Connecticut (2/28/09)

* Indicates game played at the Purcell Pavilion, Notre Dame, Ind.



The Last Time ...

Notre Dame recorded a ...

30-Point win..... was on 11/12/10 - ND 98, Georgia Southern 61 (37 points)*
40-Point win..... was on 12/22/10 - ND 93, UMBC 53 (40 points)*
50-Point win..... was on 12/28/06 - ND 101, Rider 51 (50 points)
30-Point loss..... was on 1/7/99 - ND 62, Villanova 93 (31 points)*

Notre Dame shot ...

60% on FGs was on 12/22/09 - 60.7% (37-61) vs. Bucknell (ND 101 - Bucknell 69)*
65% on FGs was on 1/30/02 - 66.7% (34-51) vs. Pittsburgh (ND 89 - Pittsburgh 76)*
90% on FTs was on 12/19/10 - 91.7% (11-12) vs. Stony Brook (ND 88 - Stony Brook 62)*

Notre Dame ...

Won 10 games in a row..... was from 11/24/07 thru 1/5/08 (10 straight)
Won 15 games in a row..... was from 12/31/53 thru 3/9/54 (18 straight)
Won 20 games in a row..... never
Lost 5 games in a row..... was from 1/12/09 thru 2/7/09 (7 straight)
Scored 100 points..... was on 11/17/10 (ND 102 - Chicago State 62)*
- Scored 100 points on the road was on 2/21/09 (ND 103 - Providence 84)
- Scored 100 points at a neutral site..... was on 3/12/78 (ND 100 - Houston 77) (NCAA First Round, Tulsa, OK)
- Scored 100 points and lost..... was on 3/20/71 (ND 106 - Houston 119) (NCAA Regional Semi-finals at Wichita, KS)
Allowed 100 points was on 11/26/08 vs. North Carolina (ND 87 - North Carolina 102)
Scored less than 50 points was on 3/22/08 vs. Washington State (ND 41 - Washington State 61)
Allowed less than 50 points..... was on 2/26/11 vs. Seton Hall (ND 66 - Seton Hall 48)*
Played an Overtime Game..... was on 2/9/11 (OT) vs. Louisville (ND 89 - Louisville 79)*
- Played in a Multi-Overtime Game..... was on 11/28/10 (2OT) vs. Georgia (ND 89 - Georgia 83)
Won on a "last second" shot was on 3/19/09 vs. New Mexico (ND 70 - Pittsburgh 68 - Tory Jackson layup at 00:02)*
Had 5 double figure scorers..... was on 2/12/11 vs. USF (ND 78 - USF 55) Jack Cooley 18, Carleton Scott 13, Ben Hansbrough 12, Tim Abromaitis 12, Ty Nash 10, Scott Martin 10
Had 6 double figure scorers was on 2/12/11 vs. USF (ND 78 - USF 55) Jack Cooley 18, Carleton Scott 13, Ben Hansbrough 12, Tim Abromaitis 12, Ty Nash 10, Scott Martin 10
Had 7 double figure scorers never
Had two double-figure rebounders was on 11/26/10 vs. California (ND 57 - California 44) Carleton Scott 10, Tim Abromaitis 11
Had two players with double-doubles was on 2/28/11 vs. Villanova (ND 93 - Villanova 72) Ty Nash (11 pts, 11 rebs), Ben Hansbrough (30 pts, 10 assts)*
Had three players with double-doubles was on 11/17/10 vs. Chicago State (ND 102 - Chicago State 62) Tim Abromaitis (21 pts, 10 rebs), Carleton Scott (17 pts, 11 rebs), Tyrone Nash (11 pts, 10 rebs)*
Had two 30-point scorers was on 2/28/11 vs. Villanova (ND 93 - Villanova 72) Ben Hansbrough - 30, Tim Abromaitis - 30*
Had two 20-point scorers was on 2/28/11 vs. Villanova (ND 93 - Villanova 72) Ben Hansbrough - 30, Tim Abromaitis - 30*
Had three 20-point scorers was on 3/8/07 vs. Syracuse (ND 89 - Syracuse 83) Russell Carter 24, Luke Harangody 20, Colin Falls 23
Made 10 three-point field goals was on 2/28/11 vs. Villanova - 20-32 (62.5%) (ND 93 - Villanova 72)*
Made 20 three-point field goals was on 2/28/11 vs. Villanova - 20-32 (62.5%) (ND 93 - Villanova 72)*
Committed 10 turnovers or less was on 2/28/11 - 10 turnovers vs. Villanova (ND 93 - Villanova 72)*
Committed 5 turnovers or less was on 1/23/10 - 2 turnovers vs. DePaul (ND 87 - DePaul 77)*
Committed 25 turnovers was on 2/8/00 - 26 turnovers vs. Villanova (ND 69 - Villanova 86)
Forced 25 turnovers was on 11/16/01 - 30 turnovers vs. New Hampshire (ND 95 - New Hampshire 53)

An Irish player had ...

25+ points was on 2/28/11 - Ben Hansbrough (30), Tim Abromaitis (30) vs. Villanova (ND 93 - Villanova 72)*
30+ points was on 2/28/11 - Ben Hansbrough (30), Tim Abromaitis (30) vs. Villanova (ND 93 - Villanova 72)*
35+ points was on 2/4/10 - Luke Harangody (37) vs. Cincinnati (ND 83 - Cincinnati 65)*
40+ points was on 2/28/08 - Luke Harangody (40) vs. Louisville (ND 85 - Louisville 90)
50+ points never
15 or more rebounds was on 2/7/10 - Luke Harangody (15) vs. USF (ND 65 - USF 62)*
20 rebounds was on 3/22/08 - Luke Harangody (22) vs. Washington State (ND 41 - Washington State 61)
a "double-double" was on 2/28/11 - Ben Hansbrough (30 pts., 10 assts.), Ty Nash (11 pts., 11 rebs.) vs. Villanova (ND 93 - Villanova 72)*
a "triple-double" was on 11/16/01 - Chris Thomas (24 pts, 11 ast, 11 steals) vs. New Hampshire (ND 99 - New Hampshire 53)*
20 points and 10 rebounds was on 12/22/10 - Tim Abromaitis (21 pts., 11 rebs.) vs. UMBC (ND 93 - UMBC 62)*
20 points and 20 rebounds was on 1/8/01 - Troy Murphy (25 pts, 20 rebs) vs. Seton Hall (ND 76 - Seton Hall 78)
10 assists was on 2/28/11 - Ben Hansbrough (10) vs. Villanova (ND 93 - Villanova 72)*
10 blocks was on 11/17/02 - Jordan Cornette (11) vs. Belmont (ND 76 - Belmont 48)*#
10 steals was on 11/16/01 - Chris Thomas (11) vs. New Hampshire (ND 99, New Hampshire 53)*#

An opposing player had ...

25+ points was on 2/23/11 -Marshon Brooks (52), Providence (ND 94 - Providence 93)
30+ points was on 2/23/11 -Marshon Brooks (52), Providence (ND 94 - Providence 93)
35+ points was on 2/23/11 -Marshon Brooks (52), Providence (ND 94 - Providence 93)
40+ points was on 2/23/11 -Marshon Brooks (52), Providence (ND 94 - Providence 93)
50+ points was on 2/23/11 -Marshon Brooks (52), Providence (ND 94 - Providence 93)
15 rebounds was on 1/2/10 - Stanley Robinson (16), Connecticut (ND 70 - Connecticut 82)
20 rebounds was on 1/31/09 - DeJuan Blair (22), Pittsburgh (ND 80 - Pittsburgh 93)
a "double-double" was on 2/19/11 - Kevin Jones (14 pts., 10 rebs.), West Virginia (ND 58 - West Virginia 72)
a "triple-double" was on 2/21/06 - Marcus Williams (18 pts, 10 rebs, 13 asts) Connecticut (ND 74 - Connecticut 75 - OT)
20 points and 10 rebounds was on 1/2/10 - Stanley Robinson (22 pts., 16 rebs.), Connecticut (ND 70 - Connecticut 82)
20 points and 20 rebounds was on 1/31/09 - DeJuan Blair (23 pts., 22 rebs.), Pittsburgh (ND 80 - Pittsburgh 93)
10 assists was on 2/11/10 - Eugene Harvey (10), Seton Hall (ND 87 - Seton Hall 90)
10 blocks was on 1/5/08 - Hasheem Thabeet (10), Connecticut (ND 73 - Connecticut 67)*
10 steals was on 1/29/89 - Mark Macon (11), Temple (ND 64 - Temple 60)*

*indicates Notre Dame home game; #school record; @Purcell Pavilion record



The Last Time In A BIG EAST Game...

Notre Dame Recorded a ...

30-Point win.....was on 2/12/09 - ND 90, Louisville 57 (33 points)*
 40-Point win.....never
 50-Point win.....never
 30-Point loss.....was on 1/7/99 – ND 62, Villanova 93 (31 points)

Notre Dame Shot ...

60% on FGswas on 1/6/01 – 60.8% (31-51) vs. Rutgers (ND 87 - Rutgers 80)*
 65% on FGswas on 1/30/02 – 66.7% (34-51) vs. Pittsburgh (ND 89 - Pittsburgh 76)*
 90% on FTswas on 1/30/10 – 90.0% (9-10) vs. Rutgers (ND 73 - Rutgers 74)

Notre Dame ...

Won 5 BIG EAST games in a row.....was from 1/19/11 thru 2/19/11 (7 straight)
 Won 10 BIG EAST games in a row.....never
 Lost 5 BIG EAST games in a row.....was from 1/12/09 thru 2/4/09 - (6 straight)
 Scored 100 points.....was on 2/21/09 (ND 103 - Providence 84)
 - Scored 100 points on the roadwas on 2/21/09 (ND 103 - Providence 84)
 -Scored 100 points on the neutral site.....never
 -Scored 100 points and lost.....never
 Allowed 100 pointswas on 1/17/07 vs. Villanova (ND 87 - Villanova 102)
 Scored less than 50 pointswas on 1/6/07 vs. Georgetown (ND 48 - Georgetown 66)
 Allowed less than 50 points.....was on 2/26/11 vs. Seton Hall (ND 66 - Seton Hall 48)*
 Played an Overtime Game.....was on 2/9/11 (OT) vs. Louisville (ND 89 - Louisville 79)*
 - Played in a Multi-Overtime Gamewas on 2/17/10 (2OT) at Louisville (ND 89 - Louisville 91)
 Won on a “last second” shotwas on 2/9/03 vs. Pittsburgh (ND 66 - Pittsburgh 64 - Torin Francis layup at 00:00.6)*
 Had 5 double figure scorers..... was on 2/12/11 vs. USF (ND 78 – USF 55) Jack Cooley 18, Carleton Scott 13, Ben Hansbrough 12, Tim Abromaitis 12, Ty Nash 10, Scott Martin 10
 Had 6 double figure scorers..... was on 2/12/11 vs. USF (ND 78 – USF 55) Jack Cooley 18, Carleton Scott 13, Ben Hansbrough 12, Tim Abromaitis 12, Ty Nash 10, Scott Martin 10
 Had 7 double figure scorers.....never
 Had two double-figure rebounders was on 1/23/10 vs. DePaul (ND 87 - DePaul 77) Luke Harangody 11, Tyrone Nash 10, Ben Hansbrough 10*
 Had two players with double-doubles was on 2/28/11 vs. Villanova (ND 93 - Villanova 72) Ty Nash (11 pts, 11 rebs), Ben Hansbrough (30 pts, 10 assts)*
 Had three players with double-doubles ... was on 1/23/10 vs. DePaul (ND 87 - DePaul 77) Luke Harangody (24 pts, 11 rebs), Ben Hansbrough (15 pts, 10 rebs), Tyrone Nash (13 pts, 10 rebs)*
 Had four players with double-doubleswas on 2/9/02 vs. Georgetown (Notre Dame 116, Georgetown 111 - 4OT) - Matt Carroll (30 pts, 10 rebs. Ryan Humphrey (23 pts, 14 rebs), Chris Thomas (22 pts, 12 assts.), Harold Swanagan (11 pts, 10 reb.)
 Had two 30-point scorerswas on 2/28/11 vs. Villanova (ND 93 - Villanova 72) Ben Hansbrough - 30, Tim Abromaitis - 30*
 Had two 20-point scorerswas on 2/28/11 vs. Villanova (ND 93 - Villanova 72) Ben Hansbrough - 30, Tim Abromaitis - 30*
 Had three 20-point scorers was on 3/8/07 vs. Syracuse (ND 89 - Syracuse 83) - Russell Carter 24, Luke Harangody 20, Colin Falls 23
 Made 10 three-point field goalswas on 2/28/11 vs. Villanova - 20-32 (62.5%) (ND 93 - Villanova 72)*
 Made 20 three-point field goalswas on 2/28/11 vs. Villanova - 20-32 (62.5%) (ND 93 - Villanova 72)*
 Committed 10 turnovers or less was on 2/28/11 – 10 turnovers vs. Villanova (ND 93 - Villanova 72)*
 Committed 5 turnovers or lesswas on 1/23/10 – 2 turnovers vs. DePaul (ND 87 – DePaul 77)*
 Committed 25 turnovers was on 2/8/00 - 26 turnovers vs. Villanova (ND 69 - Villanova 86)
 Forced 25 turnovers.....never

An Irish player had ...

25+ pointswas on 2/28/11 - Ben Hansbrough (30), Tim Abromaitis (30) vs. Villanova (ND 93 - Villanova 72)*
 30+ pointswas on 2/28/11 - Ben Hansbrough (30), Tim Abromaitis (30) vs. Villanova (ND 93 - Villanova 72)*
 35+ pointswas on 2/4/10 - Luke Harangody (37) vs. Cincinnati (ND 83 - Cincinnati 65)*
 40+ points was on 2/28/08 - Luke Harangody (40) vs. Louisville (ND 85 - Louisville 90)
 50+ pointsnever
 15 or more rebounds..... was on 2/7/10 - Luke Harangody (15) vs. USF (ND 65 - USF 62)*
 20 rebounds was on 1/8/01 - Troy Murphy (20) vs. Seton Hall (ND 76 - Seton Hall 78)
 a “double-double” was on 2/28/11 - Ben Hansbrough (30 pts., 10 assts.), Ty Nash (11 pts., 11 rebs.) vs. Villanova (ND 93 - Villanova 72)*
 a “triple-double”.....never
 20 points and 10 rebounds.....was on 2/4/10 - Luke Harangody (37 pts., 14 rebs.) vs. Cincinnati (ND 83 - Cincinnati 65)*
 20 points and 10 rebounds.....was on 3/10/10 - Luke Harangody (20 pts., 10 rebs.) vs. Seton Hall (ND 68 - Seton Hall 56)
 10 assists was on 2/28/11 - Ben Hansbrough (10) vs. Villanova (ND 93 - Villanova 72)*
 10 blocks.....never
 10 stealsnever

An opposing player had ...

25+ points was on 2/23/11 - Marshon Brooks (52), Providence (ND 94 - Providence 93)
 30+ points was on 2/23/11 - Marshon Brooks (52), Providence (ND 94 - Providence 93)
 35+ points was on 2/23/11 - Marshon Brooks (52), Providence (ND 94 - Providence 93)
 40+ points was on 2/23/11 - Marshon Brooks (52), Providence (ND 94 - Providence 93)
 50+ points was on 2/23/11 -Marshon Brooks (52), Providence (ND 94 - Providence 93)
 15 reboundswas on 1/2/10 - Stanley Robinson (16), Connecticut (ND 70 - Connecticut 82)
 20 reboundswas on 1/31/09 - DeJuan Blair (22), Pittsburgh (ND 80 - Pittsburgh 93)
 a “double-double” was on 2/19/11 - Kevin Jones (11 pts., 11 rebs.), West Virginia (ND 58 - West Virginia 72)
 a “triple-double” was on 2/21/06 - Marcus Williams (18 pts, 10 rebs, 13 asts), Connecticut (ND 74 - Connecticut 75 - OT)
 20 points and 10 rebounds.....was on 1/2/10 - Stanley Robinson (22 pts., 16 rebs.), Connecticut (ND 70 - Connecticut 82)
 20 points and 20 rebounds..... was on 1/31/09 - DeJuan Blair (23 pts., 22 rebs.), Pittsburgh (ND 80 - Pittsburgh 93)
 10 assists was on 2/11/10 - Eugene Harvey (10), Seton Hall (ND 87 - Seton Hall 90)
 10 blocks was on 1/5/08 - Hasheem Thabeet (10), Connecticut (ND 73 - Connecticut 67)*
 10 stealsnever

Note: Notre Dame began playing as a member of the BIG EAST Conference in 1995-96.

* indicates Notre Dame home game; @ indicates Purcell Pavilion record; # indicates school record





0 Eric Atkins

Freshman • 6-2 • 173
Columbia, Md. • Mount Saint Joseph

Career Games With:

Double Figure Points	7
20-Plus Points	N/A
30-Plus Points	N/A
10-Plus Rebounds	N/A
10-Plus Assists	N/A
Double-Double	N/A

QUICK HITS:

- Played 20 or more minutes in 23 games this season and 30+ minutes in nine contests
- Has started six games on the season
- Registered first points in an Irish uniform against Georgia Southern, posting 9 points on 4-4 shooting, including 1-1 from three-point range
- Reached double figures for the first time with the Irish, recording 10 points against Liberty
- Posted a couple more firsts against Chicago State, notching his first start with the Irish while also becoming first freshman to reach double figures in two straight games since Luke Harangody in 2006-07
- Recorded first block of career against Maine
- Scored 12 points against the Wisconsin Badgers in the championship game of Old Spice Classic
- Registered first steal of career against Indiana State
- Pulled down then-career best 5 rebounds against Kentucky in 31 minutes of play
- Broke career high in rebounds against Gonzaga, bringing down 7 boards, while also matching career high in points with 12 in 34 minutes
- Scored first career points in BIG EAST play against Syracuse, hitting a three-pointer and also set a then-career high with two steals against the Orange
- Played most minutes of career (39) along with turning in his most steals (3) during his first BIG EAST start with the Irish against Connecticut
- Led team in scoring and set new career high in points against Marquette, dropping 15 points
- Canned a career high eight free throws and dished off career best seven assists against St. John's (Jan. 16)
- Posted three consecutive games with 6 assists and 1 or fewer turnovers against Rutgers (6 asst., 1 TO), Louisville (6 asst., 0 TO) and USF (7 asst., 1 TO)
- Matched career high with 7 assists in 78-55 win over USF

Season and Career Bests

Points	Season 15 (vs. Marquette 1/10/11) Career 15 (vs. Marquette 1/10/11)	FG's	Season 5 (vs. Marquette 1/10/11) Career 5 (vs. Marquette 1/10/11)
Rebounds	Season 7 (vs. Gonzaga 12/11/10) Career 7 (vs. Gonzaga 12/11/10)	3PT FG's	Season 2 (on four occasions) Career 2 (on four occasions)
Assists	Season 7 (on two occasions) Career 7 (on two occasions)	FT's	Season 8 (vs. St. John's 1/16/11) Career 8 (vs. St. John's 1/16/11)
Steals	Season 3 (on two occasions) Career 3 (on two occasions)	Minutes	Season 39 (on two occasions) Career 39 (on two occasions)
Blocks	Season 1 (vs. Maine 11/22/10) Career 1 (vs. Maine 11/22/10)		

Game-By-Game Stats

	Start	FG-A	3P-A	FT-A	Reb	PF	TP	A	TO	BK	S	Min
Georgia Southern	4-4	1-1	0-0	0-0	3	1	9	3	2	0	0	22
Liberty	4-7	2-3	0-0	1	0	10	4	1	0	0	0	22
Chicago State	*	4-7	2-4	2-2	3	3	12	5	1	0	0	32
Maine	1-7	1-3	0-0	3	2	3	5	0	1	0	0	22
Georgia	3-6	1-2	2-2	4	1	9	1	1	0	0	0	38
California	1-2	0-1	2-4	0	2	4	2	1	0	0	0	26
Wisconsin	3-6	1-3	5-6	3	0	12	2	2	0	0	0	28
Indiana State	0-3	0-1	0-0	3	2	0	4	3	0	1	23	
Kentucky	0-4	0-2	4-6	5	2	4	4	1	0	0	0	31
Gonzaga	3-9	1-4	5-10	7	2	12	3	0	0	1	34	
Stony Brook	1-3	0-1	0-0	3	2	2	5	2	0	0	29	
UMBC	4-8	1-3	0-0	5	0	9	4	0	0	1	22	
Georgetown	0-2	0-1	0-0	1	4	0	2	1	0	0	19	
Syracuse	1-5	1-3	0-0	1	2	3	2	2	0	2	16	
Connecticut	*	2-6	1-2	2-5	1	2	7	5	0	0	3	39
St. John's	*	3-6	2-4	0-0	0	4	8	4	3	0	0	39
Marquette	*	5-10	1-6	4-5	0	3	15	2	0	0	1	35
St. John's	*	0-2	0-1	8-10	1	2	8	7	4	0	3	38
Cincinnati	*	3-3	1-1	4-4	3	3	11	5	3	0	0	36
Marquette	4-5	2-2	2-2	1	1	12	2	1	0	2	22	
Pittsburgh	1-1	0-0	0-0	0	0	2	1	0	0	1	22	
DePaul	2-3	1-2	1-1	2	0	6	3	0	0	0	21	
Rutgers	2-4	0-0	1-2	2	3	5	6	1	0	2	23	
Louisville	1-3	0-1	0-0	1	0	2	6	0	0	2	26	
USF	0-4	0-1	0-0	0	0	0	7	1	0	1	17	
West Virginia	0-2	0-0	0-0	1	3	0	3	1	0	0	21	
Providence	0-0	0-0	3-4	1	2	3	0	1	0	0	17	
Seton Hall	0-1	0-0	0-0	0	2	0	1	1	0	0	16	
Villanova	1-1	1-1	2-3	0	2	5	1	2	0	0	19	
Connecticut												

Career Stats vs. BIG EAST

Opponent	GP-GS	Min.	FG-A	3PT-A	FT-A	Reb.	A	PF	B	S	Pts.
Cincinnati	1-1	36	3-3	1-1	4-4	3/3.0	5	3	0	0	11/11.0
Connecticut	1-1	39	2-6	1-2	2-5	1/1.0	5	2	0	3	7/7.0
DePaul	1-0	21	2-3	1-2	1-1	2/2.0	3	0	0	0	6/6.0
Georgetown	1-0	19	0-2	0-1	0-0	1/1.0	2	4	0	0	0/0.0
Louisville	1-0	26	1-3	0-1	0-0	1/1.0	6	0	0	2	2/2.0
Marquette	2-1	57	9-15	3-8	6-7	1/0.5	4	4	0	3	27/13.5
Pittsburgh	1-0	22	1-1	0-0	0-0	0/0.0	1	0	0	1	2/2.0
Providence	1-0	17	0-0	0-0	3-4	1/1.0	0	2	0	0	3/3.0
Rutgers	1-0	23	2-4	0-0	1-2	2/2.0	6	3	0	2	5/5.0
St. John's	2-2	77	3-8	2-5	8-10	1/0.5	11	6	0	3	16/8.0
Seton Hall	1-0	16	0-1	0-0	0-0	0/0.0	1	2	0	0	0/0.0
USF	1-0	17	0-4	0-1	0-0	0/0.0	7	0	0	1	0/0.0
Syracuse	1-0	16	1-5	1-3	0-0	1/1.0	2	2	0	2	3/3.0
Villanova	1-0	19	1-1	1-1	2-3	0/0.0	1	2	0	0	5/5.0
West Virginia	1-0	21	0-2	0-0	0-0	1/1.0	3	3	0	0	0/0.0


Career Statistics

Season	GP-GS	Min	Avg	FG-A	Pct	3FG-A	Pct	FT-A	Pct	O-D-TOT	Avg	PF-FO	Ast	TO	Blk	Stl	Pts	Avg
2010-11	29-6	755	26.0	53-124	.427	20-53	.377	47-66	.712	13-42-55	1.9	50-0	99	35	1	20	173	6.0
TOTAL	29-6	755	26.0	53-124	.427	20-53	.377	47-66	.712	13-42-55	1.9	50-0	99	35	1	20	173	6.0

Career BIG EAST Statistics

Season	GP-GS	Min	Avg	FG-A	Pct	3FG-A	Pct	FT-A	Pct	O-D-TOT	Avg	PF-FO	Ast	TO	Blk	Stl	Pts	Avg
2010-11	17-5	426	25.1	25-58	.431	10-25	.400	27-36	.750	4-11-15	0.9	33-0	57	21	0	17	87	5.1
TOTAL	17-5	426	25.1	25-58	.431	10-25	.400	27-36	.750	4-11-15	0.9	33-0	57	21	0	17	87	5.1





1 Tyrone Nash

Senior • 6-8 • 232

Queens, N.Y. • Lawrence Woodmere Academy & Northfield Mt. Hermon

Career Games With:

Double Figure Points	29
20-Plus Points	N/A
30-Plus Points	N/A
10-Plus Rebounds	7
10-Plus Assists	N/A
Double-Double	5

QUICK HITS:

- Has started in 65 contests over career for the Irish, including a string of 64 consecutive games, both leading the current roster
- Reached double-figures in 15 contests on the season
- Played 30+ minutes in 13 contests on the year
- Set a career high in free throws, knocking down 12 against Liberty (on 15 attempts), also tying his then-career high in points with 16 against the Flames
- Posted first double-double of season against Chicago State, going for 11 points and 10 rebounds and set career high for assists with 7
- Matched career high in rebounds, pulling down 11 against Maine, en route to second straight double double (13 points, 11 rebounds)
- Set career high in points with 18 against the Georgia Bulldogs in opening round of Old Spice Classic, playing a season-best 37 minutes
- Recorded third double-double of season in BIG EAST opener against Georgetown with 15 points and 10 rebounds
- Stuffed three shots against Connecticut to tie a career high
- Tied a career high with six field goals against Cincinnati
- Hit first three-point field goal of career against DePaul, finishing the game with 10 pts. and 8 rebs.
- Tied career best with 7 assists vs. Providence along with setting a personal best for minutes played (39) in 94-93 win
- Recorded fourth double-double of season on Senior Day against Villanova, scoring 11 points along with grabbing 11 rebounds

Season and Career Bests

Points	Season 18 (vs. Georgia 11/25/10)	FG's	Season 6 (vs. Cincinnati 1/19/11)
Career 18 (vs. Georgia 11/25/10)	Career 6 (on two occasions)	3PT FG's	Season 1 (vs. DePaul 2/3/11)
Rebounds	Season 11 (on two occasions)	Career 1 (vs. DePaul 2/3/11)	FT's
Career 11 (on three occasions)	Season 7 (on two occasions)	Career 12 (vs. Liberty 11/14/10)	Season 12 (vs. Liberty 11/14/10)
Assists	Season 7 (on two occasions)	Career 12 (vs. Liberty 11/14/10)	Minutes
Career 7 (on two occasions)	Season 1 (on seven occasions)	Career 39 (vs. Providence 2/23/11)	Season 39 (vs. Providence 2/23/11)
Steals	Career 3 (on three occasions)	Career 39 (vs. Providence 2/23/11)	Career 39 (vs. Providence 2/23/11)
Blocks	Season 3 (vs. Connecticut 1/4/11)		
Career 3 (on two occasions)	Career 3 (on two occasions)		

Game-By-Game Stats

	Start	FG-A	3P-A	FT-A	Reb	PF	TP	A	TO	BK	S	Min
Georgia Southern	* 2-3	0-0	3-4	2	2	7	1	1	0	1	22	
Liberty	* 2-4	0-0	12-15	9	0	16	1	1	0	0	28	
Chicago State	* 4-6	0-0	3-4	10	2	11	7	1	0	0	26	
Maine	* 1-4	0-0	11-12	11	2	13	5	1	0	0	29	
Georgia	* 5-11	0-0	8-12	6	1	18	2	1	1	1	37	
California	* 4-11	0-0	3-6	5	4	11	3	4	1	1	33	
Wisconsin	* 2-9	0-0	4-7	6	1	8	3	2	0	0	26	
Indiana State	* 5-7	0-0	6-9	7	1	16	4	2	1	1	35	
Kentucky	* 3-7	0-0	2-4	2	2	8	1	4	0	1	25	
Gonzaga	* 1-2	0-0	1-1	1	4	3	5	1	0	1	24	
Stony Brook	* 1-4	0-0	2-2	6	2	4	2	2	2	0	26	
UMBC	* 1-3	0-0	5-6	7	1	7	1	0	0	0	22	
Georgetown	* 5-11	0-0	5-6	10	2	15	3	2	1	0	33	
Syracuse	* 2-4	0-0	1-2	6	1	5	1	1	1	0	36	
Connecticut	* 3-8	0-0	5-6	7	4	11	3	1	3	0	26	
St. John's	* 3-5	0-0	2-2	2	5	8	1	5	1	1	23	
Marquette	* 2-5	0-0	2-4	5	4	6	5	2	0	0	26	
St. John's	* 3-4	0-0	1-4	3	5	7	2	2	0	0	23	
Cincinnati	* 6-11	0-0	1-2	7	2	13	3	1	1	1	30	
Marquette	* 3-4	0-0	7-10	4	4	13	2	0	1	0	36	
Pittsburgh	* 1-2	0-0	3-5	4	2	5	2	2	1	0	30	
DePaul	* 3-6	1-1	3-4	8	1	10	4	3	0	1	32	
Rutgers	* 2-6	0-0	4-6	5	5	8	0	1	0	0	31	
Louisville	* 2-6	0-0	3-6	6	2	7	1	1	0	0	28	
USF	* 5-6	0-0	0-0	6	0	10	2	1	1	0	29	
West Virginia	* 4-5	0-0	2-5	4	0	10	2	4	0	0	23	
Providence	* 4-8	0-1	5-9	8	2	13	7	1	1	0	39	
Seton Hall	* 1-2	0-0	1-1	9	2	3	5	4	0	0	34	
Villanova	* 3-4	0-0	5-6	11	3	11	2	0	0	0	32	
Connecticut												

Career Stats vs. BIG EAST

Opponent	GP-GS	Min.	FG-A	3PT-A	FT-A	Reb.	A	PF	B	S	Pts.
Cincinnati	3-3	69	7-13	0-0	3-7	13/4.3	5	11	1	2	17/5.7
Connecticut	5-3	103	16-36	0-0	7-14	29/5.8	8	10	3	3	39/7.8
DePaul	3-2	66	7-12	1-1	8-11	18/6.0	6	3	0	1	23/7.7
Georgetown	4-2	66	7-14	0-0	9-11	16/4.0	6	4	2	0	23/5.8
Louisville	3-2	70	4-12	0-0	3-8	16/5.3	5	8	1	1	11/3.7
Marquette	5-3	110	9-15	0-0	16-24	20/4.0	10	14	1	2	34/6.8
Pittsburgh	4-2	111	7-13	0-0	12-19	18/4.5	11	6	3	4	26/6.5
Providence	3-2	77	12-21	0-1	5-9	18/6.0	7	8	2	1	29/9.7
Rutgers	3-2	65	8-14	0-0	5-10	8/2.7	2	10	0	3	21/7.0
St. John's	5-3	111	11-19	0-0	9-15	13/2.6	10	15	3	4	31/6.2
Seton Hall	4-3	100	9-16	0-1	7-13	22/5.5	7	8	0	1	25/6.3
USF	5-3	95	12-22	0-0	10-12	24/4.8	5	9	4	2	34/6.8
Syracuse	4-2	57	2-7	0-0	2-4	8/2.0	1	5	1	1	6/1.5
Villanova	3-3	80	8-12	0-0	11-19	28/9.3	5	11	0	1	27/9.0
West Virginia	5-3	109	11-16	0-0	7-16	22/4.4	6	11	1	0	29/5.8


Career Statistics

Season	GP-GS	Min	Avg	FG-A	Pct	3FG-A	Pct	FT-A	Pct	O-D-TOT	Avg	PF-FO	Ast	TO	Blk	Stl	Pts	Avg
2007-08	15-0	59	3.9	6-13	.462	0-1	.000	3-11	.273	8-12-20	1.3	6-0	5	3	1	2	15	1.0
2008-09	34-1	384	11.3	37-73	.507	0-0	.000	27-50	.540	51-70-121	3.6	52-2	23	13	6	15	101	3.0
2009-10	35-35	923	26.4	96-177	.542	0-0	.000	80-133	.602	79-104-183	5.2	101-3	59	48	16	24	272	7.8
2010-11	29-29	844	29.1	83-168	.494	1-2	.500	110-160	.688	74-103-177	6.1	66-3	80	51	16	9	277	9.6
TOTAL	113-65	2210	19.6	222-431	.515	1-3	.333	220-354	.621	212-289-501	4.4	225-8	167	115	39	50	665	5.9

Career BIG EAST Statistics

Season	GP-GS	Min	Avg	FG-A	Pct	3FG-A	Pct	FT-A	Pct	O-D-TOT	Avg	PF-FO	Ast	TO	Blk	Stl	Pts	Avg
2007-08	6-0	9	1.5	1-2	.500	0-1	.000	2-4	.500	1-1-2	0.3	0-0	0	0	0	0	4	0.7
2008-09	16-1	148	9.3	17-30	.567	0-0	.000	5-18	.278	21-26-47	2.9	25-1	7	2	6	3	49	2.4
2009-10	18-18	508	28.2	52-100	.520	0-0	.000	52-77	.675	45-55-100	5.6	59-3	33	21	8	14	156	8.7
2010-11	17-17	511	30.1	52-97	.536	1-2	.500	50-78	.641	47-58-105	6.2	44-3	45	31	11	3	155	9.1
TOTAL	57-36	1176	20.6	122-229	.533	1-3	.333	109-177	.616	114-140-254	4.5	128-7	85	54	21	23	354	6.2





5 Tom Kopko | Senior • 6-2 • 187 Chicago, Ill. • St. Laurence

Career Games With:

Double Figure Points	N/A
20-Plus Points	N/A
30-Plus Points	N/A
10-Plus Rebounds	N/A
10-Plus Assists	N/A
Double-Double	N/A

QUICK HITS:

- Played in 10 contests on the season
- Matched most career minutes against Chicago State, playing 5 minutes
- Posted first points of the season against Maine, connecting on a three pointer
- Recorded first assist of season against Stony Brook, matching career high
- Made it back-to-back games with an assist against UMBC
- Appeared in first BIG EAST game of the season against St. John's (Jan. 16)
- Dished out first BIG EAST assist of the year against DePaul
- Notched first career BIG EAST points against Villanova on Senior Day, going 1-1 for 2 points

Season and Career Bests

Points	Season 3 (vs. Maine 11/22/10) Career 5 (vs. Northern Illinois 12/8/07)	FG's	Season 1 (on two occasions) Career 2 (vs. Northern Illinois 12/8/07)
Rebounds	Season 1 (on two occasions) Career 2 (vs. Monmouth 11/16/07)	3PT FG's	Season 1 (vs. Maine 11/22/10) Career 1 (on three occasions)
Assists	Season 1 (on two occasions) Career 1 (on four occasions)	FT's	Season -- Career 1 (vs. Savannah State 12/22/08)
Steals	Season -- Career 1 (vs. USC Upstate 11/16/08)	Minutes	Season 5 (vs. Chicago State 11/17/10) Career 5 (on two occasions)
Blocks	Season -- Career --		

Game-By-Game Stats

	Start	FG-A	3P-A	FT-A	Reb	PF	TP	A	TO	BK	S	Min
Georgia Southern		0-2	0-1	0-0	1	0	0	0	0	0	0	3
Liberty		0-0	0-0	0-0	0	0	0	0	0	0	0	1
Chicago State		0-2	0-1	0-0	1	0	0	0	0	0	0	5
Maine		1-1	1-1	0-0	0	0	3	0	0	0	0	3
Georgia												DNP
California												DNP
Wisconsin												DNP
Indiana State												DNP
Kentucky												DNP
Gonzaga												DNP
Stony Brook		0-0	0-0	0-0	0	0	0	1	0	0	0	2
UMBC		0-1	0-1	0-0	0	0	0	1	0	0	0	3
Georgetown												DNP
Syracuse												DNP
Connecticut												DNP
St. John's												DNP
Marquette												DNP
St. John's		0-0	0-0	0-0	0	0	0	0	0	0	0	1
Cincinnati												DNP
Marquette												DNP
Pittsburgh												DNP
DePaul		0-0	0-0	0-0	0	0	0	1	0	0	0	1
Rutgers												DNP
Louisville												DNP
USF		0-1	0-1	0-0	0	0	0	0	0	0	0	1
West Virginia												DNP
Providence												DNP
Seton Hall												DNP
Villanova		1-1	0-0	0-0	0	0	2	0	0	0	0	1
Connecticut												

Career Stats vs. BIG EAST

Opponent	GP-GS	Min.	FG-A	3PT-A	FT-A	Reb.	A	PF	B	S	Pts.
Cincinnati	0-0	0	0-0	0-0	0-0	0/0.0	0	0	0	0	0/0.0
Connecticut	0-0	0	0-0	0-0	0-0	0/0.0	0	0	0	0	0/0.0
DePaul	1-0	1	0-0	0-0	0-0	0/0.0	1	0	0	0	0/0.0
Georgetown	0-0	0	0-0	0-0	0-0	0/0.0	0	0	0	0	0/0.0
Louisville	0-0	0	0-0	0-0	0-0	0/0.0	0	0	0	0	0/0.0
Marquette	0-0	0	0-0	0-0	0-0	0/0.0	0	0	0	0	0/0.0
Pittsburgh	0-0	0	0-0	0-0	0-0	0/0.0	0	0	0	0	0/0.0
Providence	0-0	0	0-0	0-0	0-0	0/0.0	0	0	0	0	0/0.0
Rutgers	0-0	0	0-0	0-0	0-0	0/0.0	0	0	0	0	0/0.0
St. John's	1-0	1	0-0	0-0	0-0	0/0.0	0	0	0	0	0/0.0
Seton Hall	1-0	1	0-0	0-0	0-0	0/0.0	0	0	0	0	0/0.0
South Florida	1-0	1	0-1	0-1	0-0	0/0.0	0	0	0	0	0/0.0
Syracuse	0-0	0	0-0	0-0	0-0	0/0.0	0	0	0	0	0/0.0
Villanova	1-0	1	1-1	0-0	0-0	0/0.0	0	0	0	0	2/2.0
West Virginia	0-0	0	0-0	0-0	0-0	0/0.0	0	0	0	0	0/0.0

Career Statistics

Season	GP-GS	Min	Avg	FG-A	Pct	3FG-A	Pct	FT-A	Pct	O-D-TOT	Avg	PF-FO	Ast	TO	Blk	Stl	Pts	Avg
2007-08	5-0	11	2.2	2-4	.500	1-3	.333	0-1	.000	1-1-2	0.4	1-0	0	0	0	0	5	1.0
2008-09	6-0	12	2.0	3-7	.429	0-3	.000	1-2	.500	0-0-0	0.0	0-0	3	1	0	2	7	1.2
2009-10	8-0	13	1.6	3-6	.500	2-4	.500	0-0	.000	0-0-0	0.0	2-0	0	1	0	0	8	1.0
2010-11	10-0	21	2.1	2-8	.250	1-5	.200	0-0	.000	2-0-2	0.2	0-0	3	0	0	0	5	0.5
TOTAL	29-0	57	2.0	10-25	.400	4-15	.267	1-3	.333	3-1-4	0.1	3-0	6	2	0	2	25	0.9

Career BIG EAST Statistics

Season	GP-GS	Min	Avg	FG-A	Pct	3FG-A	Pct	FT-A	Pct	O-D-TOT	Avg	PF-FO	Ast	TO	Blk	Stl	Pts	Avg
2007-08	1-0	0	0.0	0-0	.000	0-0	.000	0-0	.000	0-0-0	0.0	0-0	0	0	0	0	0	0.0
2008-09										Did Not Play								
2009-10										Did Not Play								
2010-11	4-0	4	1.0	1-2	.500	0-1	.000	0-0	.000	0-0-0	0.0	0-0	1	0	0	0	2	0.5
TOTAL	5-0	4	0.8	1-2	.500	0-1	.000	0-0	.000	0-0-0	0.0	0-0	1	0	0	0	2	0.4





12 Alex Dragicevich | Freshman • 6-8 • 215 Northbrook, Ill. • Glenbrook North

Career Games With:

Double Figure Points.....	N/A
20-Plus Points.....	N/A
30-Plus Points.....	N/A
10-Plus Rebounds.....	N/A
10-Plus Assists.....	N/A
Double-Double.....	N/A

QUICK HITS:

- Played in 12 games on the season
- Scored first points with the Irish against Georgia Southern, recording 9 points on 2-5 shooting, including a perfect 4-4 from the free throw line
- Also grabbed first rebounds of career against Georgia Southern, pulling down 3 boards in the contest
- Dished out first assist of Irish career against UMBC in a personal-best 11 minutes of play
- Scored first BIG EAST points of career against Marquette, going 1-1 for 2 points in four minutes of play
- Grabbed first career BIG EAST rebound against DePaul
- Drilled first three of BIG EAST career against USF in 78-55 win

Season and Career Bests

Points		FG's	
Season	9 (vs. Georgia Southern 11/12/10)	Season	2 (vs. Georgia Southern 11/12/10)
Career	9 (vs. Georgia Southern 11/12/10)	Career	2 (vs. Georgia Southern 11/12/10)
Rebounds		3PT FG's	
Season	3 (vs. Georgia Southern 11/12/10)	Season	1 (on two occasions)
Career	3 (vs. Georgia Southern 11/12/10)	Career	1 (on two occasions)
Assists		FT's	
Season	1 (on two occasions)	Season	4 (vs. Georgia Southern 11/12/10)
Career	1 (on two occasions)	Career	4 (vs. Georgia Southern 11/12/10)
Steals		Minutes	
Season	--	Season	11 (vs. UMBC 12/22/10)
Career	--	Career	11 (vs. UMBC 12/22/10)
Blocks			
Season	--		
Career	--		

Game-By-Game Stats

	Start	FG-A	3P-A	FT-A	Reb	PF	TP	A	TO	BK	S	Min
Georgia Southern	2-5	1-2	4-4	3	1	9	0	0	0	0	0	10
Liberty	0-0	0-0	0-0	0	0	0	0	0	0	0	0	1
Chicago State	1-2	0-0	2-2	1	0	4	0	0	0	0	0	7
Maine	0-0	0-0	0-0	1	0	0	0	0	0	0	0	4
Georgia												DNP
California												DNP
Wisconsin												DNP
Indiana State												DNP
Kentucky												DNP
Gonzaga												DNP
Stony Brook	0-0	0-0	0-0	0	0	0	0	0	0	0	0	4
UMBC	0-3	0-2	1-2	2	0	1	1	0	0	0	0	11
Georgetown												DNP
Syracuse												DNP
Connecticut												DNP
St. John's												DNP
Marquette	1-1	0-0	0-0	0	0	2	1	0	0	0	0	4
St. John's	0-2	0-2	1-2	0	0	1	0	1	0	0	0	3
Cincinnati												DNP
Marquette												DNP
Pittsburgh												DNP
DePaul	0-0	0-0	0-0	1	0	0	0	0	0	0	0	3
Rutgers												DNP
Louisville												DNP
USF	1-2	1-2	0-0	0	0	3	0	1	0	0	0	5
West Virginia	0-2	0-2	0-0	0	0	0	0	0	0	0	0	2
Providence												DNP
Seton Hall												DNP
Villanova	0-0	0-0	0-2	1	0	0	0	0	0	0	0	1
Connecticut												

Career Stats vs. BIG EAST

Opponent	GP-GS	Min.	FG-A	3PT-A	FT-A	Reb.	A	PF	B	S	Pts.
Cincinnati	0-0	0	0-0	0-0	0-0	0/0.0	0	0	0	0	0/0.0
Connecticut	0-0	0	0-0	0-0	0-0	0/0.0	0	0	0	0	0/0.0
DePaul	1-0	3	0-0	0-0	0-0	1/1.0	0	0	0	0	0/0.0
Georgetown	0-0	0	0-0	0-0	0-0	0/0.0	0	0	0	0	0/0.0
Louisville	0-0	0	0-0	0-0	0-0	0/0.0	0	0	0	0	0/0.0
Marquette	1-0	4	1-1	0-0	0-0	0/0.0	1	0	0	0	2/2.0
Pittsburgh	0-0	0	0-0	0-0	0-0	0/0.0	0	0	0	0	0/0.0
Providence	0-0	0	0-0	0-0	0-0	0/0.0	0	0	0	0	0/0.0
Rutgers	0-0	0	0-0	0-0	0-0	0/0.0	0	0	0	0	0/0.0
St. John's	1-0	3	0-2	0-2	1-2	0/0.0	0	0	0	0	1/1.0
Seton Hall	0-0	0	0-0	0-0	0-0	0/0.0	0	0	0	0	0/0.0
USF	1-0	5	1-2	1-2	0-0	0/0.0	0	0	0	0	3/3.0
Syracuse	0-0	0	0-0	0-0	0-0	0/0.0	0	0	0	0	0/0.0
Villanova	1-0	1	0-0	0-0	0-2	1/1.0	0	0	0	0	0/0.0
West Virginia	1-0	2	0-2	0-2	0-0	0/0.0	0	0	0	0	0/0.0

Career Statistics

Season	GP-GS	Min	Avg	FG-A	Pct	3FG-A	Pct	FT-A	Pct	O-D-TOT	Avg	PF-FO	Ast	TO	Blk	Stl	Pts	Avg
2010-11	12-0	55	4.6	5-17	.294	2-10	.200	8-12	.667	3-6-9	0.8	1-0	2	2	0	0	20	1.7
TOTAL	12-0	55	4.6	5-17	.294	2-10	.200	8-12	.667	3-6-9	0.8	1-0	2	2	0	0	20	1.7

Career BIG EAST Statistics

Season	GP-GS	Min	Avg	FG-A	Pct	3FG-A	Pct	FT-A	Pct	O-D-TOT	Avg	PF-FO	Ast	TO	Blk	Stl	Pts	Avg
2010-11	6-0	18	3.0	2-7	.286	1-6	.167	1-4	.250	0-2-2	0.3	0-0	1	2	0	0	6	1.0
TOTAL	6-0	18	3.0	2-7	.286	1-6	.167	1-4	.250	0-2-2	0.3	0-0	1	2	0	0	6	1.0





14 Scott Martin | Senior • 6-8 • 219 Valparaiso, Ind. • Valparaiso

Career Games With:

Double Figure Points ...29 (16 with ND)
 20-Plus Points..... N/A
 30-Plus Points..... N/A
 10-Plus Rebounds..... 1 (1 with ND)
 10-Plus Assists N/A
 Double-Double 1 (1 with ND)

QUICK HITS:

- Reached double figures 16 times on the season
- Took to the court for first time since '07-08 season against Georgia Southern, scoring 7 points along with 5 rebounds in 22 minutes of play
- Missed contest against Chicago State due to back spasms
- Returned to starting lineup against Maine, recording first game in double figures with the Irish after scoring 15 points
- Reached double figures for second time on season, scoring 11 points against California in Old Spice Classice second round matchup
- Connected on career-high seven field goals (7-12) against Indiana State en route to a 15-point performance
- Played most minutes of career against Gonzaga, logging 35 minutes of action
- Competed in first BIG EAST game with Irish against Georgetown, scoring 11 points in 30 minutes of play
- Dished out a career best 6 assists against Syracuse in the the first road test of the BIG EAST schedule for the Irish
- Pulled down season-best 8 rebounds in win over St. John's (Jan. 8)
- Pulled down career high 11 rebounds against Marquette (Jan. 10), en route to first career double-double (10 pts, 11 rebs.)
- Tied career best with eight free throw makes against Marquette (Jan. 22), (8-10)
- Set career high for points in a BIG EAST game with 15 against DePaul on 6-10 shooting
- Reached new high-water mark in minutes played against Louisville, scoring 6 points with 6 rebounds in 39 minutes
- Tied career high with 3 blocks in 78-55 win over USF

Season and Career Bests

Points	15 (on four occasions) Career 17 (vs. Missouri St. 12/23/07)	FG's	7 (vs. Indiana State 11/30/10) Career 7 (vs. Indiana State 11/30/10)
Rebounds	11 (vs. Marquette 1/10/11) Career 11 (vs. Marquette 1/10/11)	3PT FG's	3 (vs. UMBC 12/22/10) Career 3 (vs. UMBC 12/22/10)
Assists	6 (vs. Syracuse 1/1/11) Career 6 (vs. Syracuse 1/1/11)	FT's	8 (on two occasions) Career 8 (on three occasions)
Steals	2 (on three occasions) Career 4 (vs. Clemson 11/27/07)	Minutes	39 (vs. Louisville 2/9/11) Career 39 (vs. Louisville 2/9/11)
Blocks	3 (vs. USF 2/12/11) Career 3 (on three occasions)		

Game-By-Game Stats

	Start	FG-A	3P-A	FT-A	Reb	PF	TP	A	TO	BK	S	Min
Georgia Southern	*	2-7	0-3	3-3	5	4	7	2	2	0	0	22
Liberty	*	2-9	1-5	1-4	3	0	6	3	2	1	1	29
Chicago State		DNP - Injured										
Maine	*	6-8	2-3	1-2	5	2	15	3	2	0	0	28
Georgia	*	2-3	0-1	2-4	2	1	6	0	2	0	0	26
California	*	2-8	0-3	7-8	6	1	11	1	0	1	0	26
Wisconsin	*	1-4	0-0	4-5	7	0	6	1	0	0	0	27
Indiana State	*	7-12	1-4	0-1	5	2	15	2	1	0	0	29
Kentucky	*	3-8	1-4	0-0	5	4	7	1	0	0	0	27
Gonzaga	*	3-6	2-3	1-2	3	4	9	2	3	0	0	35
Stony Brook	*	4-6	1-1	0-0	6	1	9	3	0	0	2	21
UMBC	*	6-10	3-5	0-0	3	1	15	0	1	0	0	21
Georgetown	*	5-9	1-1	0-4	3	1	11	1	1	0	1	30
Syracuse	*	3-9	0-2	4-4	7	2	10	6	5	1	1	34
Connecticut	*	4-12	2-6	3-4	3	4	13	2	2	1	0	31
St. John's	*	5-11	0-4	2-3	8	1	12	3	0	0	0	35
Marquette	*	4-15	1-6	1-2	11	4	10	1	3	0	0	36
St. John's	*	2-7	0-2	0-1	4	4	4	0	2	0	0	29
Cincinnati	*	4-8	2-2	1-3	8	1	11	1	2	0	0	34
Marquette	*	1-5	0-1	8-10	3	2	10	2	2	1	0	33
Pittsburgh	*	3-10	3-6	1-2	1	2	10	1	1	0	0	36
DePaul	*	6-10	1-2	2-2	7	2	15	1	0	0	2	30
Rutgers	*	3-6	0-1	8-9	2	2	14	3	1	0	0	34
Louisville	*	2-8	1-3	1-2	6	1	6	4	2	0	1	39
USF	*	4-6	2-3	0-0	7	0	10	2	2	3	1	30
West Virginia	*	4-11	1-6	0-0	6	4	9	0	2	0	0	32
Providence	*	4-8	2-4	0-0	5	3	10	1	3	0	1	33
Seton Hall	*	2-7	2-5	0-0	4	1	6	3	0	1	2	35
Villanova	*	2-5	1-2	0-0	0	2	5	1	1	0	0	28
Connecticut												

Opponent	GP-GS	Min.	FG-A	3PT-A	FT-A	Reb.	A	PF	B	S	Pts.
Cincinnati	1-1	34	4-8	2-2	1-3	8/8.0	1	1	0	0	11/11.0
Connecticut	1-1	31	4-12	2-6	3-4	3/3.0	2	4	1	0	13/13.0
DePaul	2-2	66	9-20	4-8	3-4	8/4.0	2	4	0	2	25/12.5
Georgetown	1-1	30	5-9	1-1	0-4	3/3.0	1	1	0	1	11/11.0
Louisville	2-2	61	5-14	1-4	6-10	9/4.5	4	5	0	2	17/8.5
Marquette	2-2	69	5-20	1-7	9-12	14/7.0	3	6	1	0	20/10.0
Pittsburgh	0-0	0	0-0	0-0	0-0	0/0.0	0	0	0	0	0/0.0
Providence	1-1	33	4-8	2-4	0-0	5/5.0	1	3	0	1	10/10.0
Rutgers	1-1	34	3-6	0-1	8-9	2/2.0	3	2	0	0	14/14.0
St. John's	2-2	64	7-18	0-6	2-4	12/6.0	3	5	0	0	16/8.0
Seton Hall	1-1	35	2-7	2-5	0-0	4/4.0	3	1	1	2	6/6.0
USF	1-1	30	4-6	2-3	0-0	7/7.0	2	0	3	1	10/10.0
Syracuse	1-1	34	3-9	0-2	4-4	7/7.0	6	2	1	1	10/10.0
Villanova	1-1	28	2-5	1-2	0-0	0/0.0	1	2	0	0	5/5.0
West Virginia	1-1	32	4-11	1-6	0-0	6/6.0	0	4	0	0	9/9.0

Career Statistics

Season	GP-GS	Min	Avg	FG-A	Pct	3FG-A	Pct	FT-A	Pct	O-D-TOT	Avg	PF-FO	Ast	TO	Blk	Stl	Pts	Avg
2007-08	32-8	700	21.9	84-225	.373	26-83	.313	78-112	.696	42-79-121	3.8	78-3	44	48	21	31	272	8.5
2008-09	Sat Out Due To NCAA Transfer Rules																	
2009-10	Did Not Play Due To Injury																	
2010-11	28-28	850	30.4	96-228	.421	30-88	.341	50-75	.667	30-105-135	4.8	56-0	50	42	9	12	272	9.7
TOTAL	60-36	1550	25.8	180-453	.397	56-171	.327	128-187	.684	72-184-256	4.3	134-3	94	90	30	43	544	9.1

Career BIG EAST Statistics

Season	GP-GS	Min	Avg	FG-A	Pct	3FG-A	Pct	FT-A	Pct	O-D-TOT	Avg	PF-FO	Ast	TO	Blk	Stl	Pts	Avg
2008-09	Sat Out Due To NCAA Transfer Rules																	
2009-10	Did Not Play Due To Injury																	
2010-11	17-17	559	32.9	58-147	.395	19-56	.339	31-46	.674	17-68-85	5.0	36-0	32	29	7	9	166	9.8
TOTAL	17-17	559	32.9	58-147	.395	19-56	.339	31-46	.674	17-68-85	5.0	36-0	32	29	7	9	166	9.8





21 Tim Abromaitis | Graduate Student • 6-8 • 235 Unionville, Conn. • Farmington

Career Games With:

Double Figure Points.....	52
20-Plus Points.....	20
30-Plus Points.....	3
10-Plus Rebounds.....	4
10-Plus Assists.....	N/A
Double-Double.....	3

QUICK HITS:

- Has started 55 of the last 56 contests for the Irish
- Reached double-figure points 24 times this season
- Eclipsed 20 points in a game 11 times this season
- Posted 30+ minutes of action in 23 games this season
- Posted first double-double of the season against Chicago State, notching 21 points along with 10 rebounds
- Set career high in assists against Chicago State, dishing out 7 assists
- Had best scoring game of young season, posting 26 points (8-9 FG's, 4-5 3FG's) against Maine
- Named Old Spice Classic tournament MVP along with All-Tournament team member, averaging 14.0 PPG, including a 25-point outburst against Georgia in a career best 46 minutes of play
- Recorded a career best in rebounds, pulling down 11 boards against California in second round of Old Spice Classic
- Selected to the BIG EAST Weekly Honor Roll (Nov. 29 and Dec. 27)
- Posted third double-double of career and second of the season with his 21-point, 11-rebound performance against UMBC
- Tied career-best with five three pointers (5-7) in BIG EAST opener against Georgetown, finishing with a team-best 20 points
- Set a career high with three steals against DePaul
- Named Capital One Academic All-District V First Team
- Eclipsed the 20-point mark against Louisville, scoring 23 on 6-13 shooting and 9-9 from the FT line
- Named to Capital One Academic All-America Men's Basketball First Team
- Set new season best in points with a 28-point performance against Providence, on a career-best tying 11 FG's
- Became 51st Irish player to reach 1,000-point mark with, hitting that mark on the dot after his 22 point performance against Seton Hall
- Reached 30 points for the first time on the season, going 10-17 against Villanova, including a career best 9-13 from three-point range

Opponent	GP-GS	Min.	FG-A	3PT-A	FT-A	Reb.	A	PF	B	S	Pts.
Cincinnati	3-3	98	15-30	6-10	14-17	17/5.7	5	9	1	3	50/16.7
Connecticut	3-2	109	13-30	5-14	6-12	15/5.0	3	6	1	4	37/12.3
DePaul	2-2	62	13-25	6-12	11-12	10/5.0	4	3	0	4	43/21.5
Georgetown	3-2	75	13-31	6-16	9-9	8/2.7	4	3	2	2	41/13.7
Louisville	2-2	89	17-31	4-8	14-15	13/6.5	2	5	2	1	52/26.0
Marquette	4-3	110	12-32	3-14	9-11	17/4.3	4	6	0	1	36/9.0
Pittsburgh	3-3	102	7-15	3-6	9-10	9/3.0	1	3	3	0	26/8.7
Providence	2-2	62	19-30	9-15	3-6	12/6.0	2	2	0	2	50/25.0
Rutgers	2-2	72	10-21	4-11	3-4	18/9.0	3	5	0	0	27/13.5
St. John's	3-3	113	15-31	7-15	9-11	18/6.0	5	8	0	3	46/15.3
Seton Hall	4-3	116	11-29	7-16	20-24	22/5.5	4	5	0	1	49/12.3
USF	3-3	91	12-24	5-11	1-1	11/3.7	6	5	1	3	30/10.0
Syracuse	2-2	76	16-32	8-17	1-3	9/4.5	5	7	1	1	41/20.5
Villanova	2-2	74	13-30	11-21	9-12	9/4.5	6	6	0	0	46/23.0
West Virginia	3-3	98	8-23	4-12	13-17	15/5.0	4	11	1	2	33/11.0

Career Stats vs. BIG EAST

Opponent	GP-GS	Min.	FG-A	3PT-A	FT-A	Reb.	A	PF	B	S	Pts.
Cincinnati	3-3	98	15-30	6-10	14-17	17/5.7	5	9	1	3	50/16.7
Connecticut	3-2	109	13-30	5-14	6-12	15/5.0	3	6	1	4	37/12.3
DePaul	2-2	62	13-25	6-12	11-12	10/5.0	4	3	0	4	43/21.5
Georgetown	3-2	75	13-31	6-16	9-9	8/2.7	4	3	2	2	41/13.7
Louisville	2-2	89	17-31	4-8	14-15	13/6.5	2	5	2	1	52/26.0
Marquette	4-3	110	12-32	3-14	9-11	17/4.3	4	6	0	1	36/9.0
Pittsburgh	3-3	102	7-15	3-6	9-10	9/3.0	1	3	3	0	26/8.7
Providence	2-2	62	19-30	9-15	3-6	12/6.0	2	2	0	2	50/25.0
Rutgers	2-2	72	10-21	4-11	3-4	18/9.0	3	5	0	0	27/13.5
St. John's	3-3	113	15-31	7-15	9-11	18/6.0	5	8	0	3	46/15.3
Seton Hall	4-3	116	11-29	7-16	20-24	22/5.5	4	5	0	1	49/12.3
USF	3-3	91	12-24	5-11	1-1	11/3.7	6	5	1	3	30/10.0
Syracuse	2-2	76	16-32	8-17	1-3	9/4.5	5	7	1	1	41/20.5
Villanova	2-2	74	13-30	11-21	9-12	9/4.5	6	6	0	0	46/23.0
West Virginia	3-3	98	8-23	4-12	13-17	15/5.0	4	11	1	2	33/11.0

Season and Career Bests

Points	Season 30 (vs. Villanova 2/28/11)	FG's	Season 11 (vs. Providence 2/23/11)
Career 31 (vs. UCF 12/6/09)	Career 11 (on two occasions)		11 (on two occasions)
Rebounds	Season 11 (on two occasions)	3PT FG's	Season 9 (vs. Villanova 2/28/11)
Career 11 (on two occasions)	Career 9 (vs. Villanova 2/28/11)		9 (vs. Villanova 2/28/11)
Assists	Season 7 (vs. Chicago State 11/17/10)	FT's	Season 9 (on two occasions)
Career 7 (vs. Chicago State 11/17/10)	Career 12 (vs. Seton Hall 2/11/10)		12 (vs. Seton Hall 2/11/10)
Steals	Season 3 (vs. DePaul 2/3/11)	Minutes	Season 46 (vs. Georgia 11/25/10)
Career 3 (vs. DePaul 2/3/11)	Career 46 (vs. Georgia 11/25/10)		46 (vs. Georgia 11/25/10)
Blocks	Season 2 (on two occasions)		
Career 2 (on three occasions)			

Game-By-Game Stats

	Start	FG-A	3P-A	FT-A	Reb	PF	TP	A	TO	BK	S	Min
Georgia Southern	*	2-13	1-7	5-6	5	1	10	3	1	0	0	22
Liberty	*	4-12	2-9	3-4	7	2	13	0	2	1	2	34
Chicago State	*	6-15	1-8	8-9	10	0	21	7	0	1	1	30
Maine	*	8-9	4-5	6-6	3	2	26	3	0	0	1	27
Georgia	*	6-11	4-5	9-12	6	4	25	0	2	0	1	46
California	*	2-10	0-4	3-5	11	1	7	2	1	2	0	37
Wisconsin	*	3-11	0-2	4-4	9	2	10	0	2	0	0	36
Indiana State	*	4-11	3-7	2-2	4	3	13	3	1	0	1	33
Kentucky	*	1-7	0-4	2-2	8	1	4	2	1	1	0	31
Gonzaga	*	7-13	4-6	3-3	8	1	21	4	1	0	0	39
Stony Brook	*	8-13	2-5	4-5	8	0	22	3	2	2	1	31
UMBC	*	7-12	3-7	4-5	11	0	21	2	3	2	2	26
Georgetown	*	6-12	5-7	3-3	4	1	20	1	3	0	1	39
Syracuse	*	6-15	3-6	0-1	7	3	15	2	4	0	1	38
Connecticut	*	6-9	3-5	4-10	7	2	19	1	3	1	2	39
St. John's	*	4-9	2-5	2-2	9	3	12	4	2	0	1	39
Marquette	*	4-8	1-3	1-1	4	4	10	0	3	0	1	33
St. John's	*	4-11	1-4	1-1	3	4	10	0	5	0	1	35
Cincinnati	*	4-10	2-5	2-2	6	3	12	1	0	0	0	32
Marquette	*	2-6	1-2	1-2	4	2	6	0	2	0	0	33
Pittsburgh	*	0-0	0-0	2-2	2	1	2	0	0	1	0	29
DePaul	*	4-9	1-3	4-4	4	3	13	1	2	0	3	29
Rutgers	*	4-8	1-4	1-2	8	1	10	1	2	0	0	33
Louisville	*	6-13	2-4	9-9	8	1	23	2	0	1	1	44
USF	*	5-8	2-3	0-0	3	2	12	1	2	1	2	28
West Virginia	*	2-9	1-5	4-6	4	5	9	2	0	1	0	34
Providence	*	11-16	4-7	2-4	5	0	28	1	1	0	2	32
Seton Hall	*	6-16	4-9	6-10	8	0	22	2	1	0	1	40-
Villanova	*	10-17	9-13	1-2	4	3	30	4	2	0	0	37
Connecticut												

Career Statistics

Season	GP-GS	Min	Avg	FG-A	Pct	3FG-A	Pct	FT-A	Pct	O-D-TOT	Avg	PF-FO	Ast	TO	Blk	Stl	Pts	Avg
2007-08	12-0	40	3.3	6-21	.286	1-8	.125	7-7	1.000	5-7-12	1.0	5-0	3	4	1	1	20	1.7
2008-09										Did Not Play								
2009-10	35-26	1104	31.5	183-370	.495	81-189	.429	117-134	.873	43-123-166	4.7	76-1	52	42	11	17	564	16.1
2010-11	29-29	986	34.0	142-313	.454	66-154	.429	96-124	.774	39-141-180	6.2	55-1	52	48	14	25	446	15.4
TOTAL	76-55	2130	28.0	331-704	.470	148-351	.422	220-265	.830	87-271-358	4.7	136-2	107	94	26	43	1030	13.6

Career BIG EAST Statistics

Season	GP-GS	Min	Avg	FG-A	Pct	3FG-A	Pct	FT-A	Pct	O-D-TOT	Avg	PF-FO	Ast	TO	Blk	Stl	Pts	Avg
2007-08	3-0	5	1.7	1-2	.500	0-1	.000	2-2	1.000	0-0-0	0.0	1-0	1	1	0	0	4	1.3
2008-09										Did Not Play								
2009-10	18-17	647	35.9	102-217	.470	45-109	.413	78-90	.867	28-74-102	5.7	37-1	34	25	6	9	327	18.2
2010-11	17-17	594	34.9	84-176	.477	42-85	.494	43-61	.705	21-69-90	5.3	38-1	23	32	5	16	253	14.9
TOTAL	38-34	1246	32.8	187-395	.473	87-195	.446	123-153	.804	49-143-192	5.1	76-2	58	58	11	25	584	15.4





22 Jerian Grant | Freshman • 6-5 • 185 Bowie, Md. • DeMatha

Career Games With:

Double Figure Points.....	N/A
20-Plus Points.....	N/A
30-Plus Points.....	N/A
10-Plus Rebounds.....	N/A
10-Plus Assists.....	N/A
Double-Double.....	N/A

QUICK HITS:

- Has not played during the 2010-11 season
- Missed first four game of the season while recoving from injury

Season and Career Bests

Points		FG's	
Season	--	Season	--
Career	--	Career	--
Rebounds		3PT FG's	
Season	--	Season	--
Career	--	Career	--
Assists		FT's	
Season	--	Season	--
Career	--	Career	--
Steals		Minutes	
Season	--	Season	--
Career	--	Career	--
Blocks			
Season	--		
Career	--		

Game-By-Game Stats

	Start	FG-A	3P-A	FT-A	Reb	PF	TP	A	TO	BK	S	Min
Georgia Southern												DNP - Injured
Liberty												DNP - Injured
Chicago State												DNP - Injured
Maine												DNP - Injured
Georgia												DNP
California												DNP
Wisconsin												DNP
Indiana State												DNP
Kentucky												DNP
Gonzaga												DNP
Stony Brook												DNP
UMBC												DNP
Georgetown												DNP
Syracuse												DNP
Connecticut												DNP
St. John's												DNP
Marquette												DNP
St. John's												DNP
Cincinnati												DNP
Marquette												DNP
Pittsburgh												DNP
DePaul												DNP
Rutgers												DNP
Louisville												DNP
USF												DNP
West Virginia												DNP
Providence												DNP
Seton Hall												DNP
Villanova												DNP
Connecticut												DNP

Career Stats vs. BIG EAST

Opponent	GP-GS	Min.	FG-A	3PT-A	FT-A	Reb.	A	PF	B	S	Pts.
Cincinnati	0-0	0	0-0	0-0	0-0	0/0.0	0	0	0	0	0/0.0
Connecticut	0-0	0	0-0	0-0	0-0	0/0.0	0	0	0	0	0/0.0
DePaul	0-0	0	0-0	0-0	0-0	0/0.0	0	0	0	0	0/0.0
Georgetown	0-0	0	0-0	0-0	0-0	0/0.0	0	0	0	0	0/0.0
Louisville	0-0	0	0-0	0-0	0-0	0/0.0	0	0	0	0	0/0.0
Marquette	0-0	0	0-0	0-0	0-0	0/0.0	0	0	0	0	0/0.0
Pittsburgh	0-0	0	0-0	0-0	0-0	0/0.0	0	0	0	0	0/0.0
Providence	0-0	0	0-0	0-0	0-0	0/0.0	0	0	0	0	0/0.0
Rutgers	0-0	0	0-0	0-0	0-0	0/0.0	0	0	0	0	0/0.0
St. John's	0-0	0	0-0	0-0	0-0	0/0.0	0	0	0	0	0/0.0
Seton Hall	0-0	0	0-0	0-0	0-0	0/0.0	0	0	0	0	0/0.0
USF	0-0	0	0-0	0-0	0-0	0/0.0	0	0	0	0	0/0.0
Syracuse	0-0	0	0-0	0-0	0-0	0/0.0	0	0	0	0	0/0.0
Villanova	0-0	0	0-0	0-0	0-0	0/0.0	0	0	0	0	0/0.0
West Virginia	0-0	0	0-0	0-0	0-0	0/0.0	0	0	0	0	0/0.0

Career Statistics

Season	GP-GS	Min	Avg	FG-A	Pct	3FG-A	Pct	FT-A	Pct	O-D-TOT	Avg	PF-FO	Ast	TO	Blk	Stl	Pts	Avg	
2010-11																			
TOTAL																			

Career BIG EAST Statistics

Season	GP-GS	Min	Avg	FG-A	Pct	3FG-A	Pct	FT-A	Pct	O-D-TOT	Avg	PF-FO	Ast	TO	Blk	Stl	Pts	Avg	
2010-11																			
TOTAL																			





23 Ben Hansbrough | Senior • 6-3 • 203 Poplar Bluff, Mo. • Poplar Bluff

Career Games With:

Double Figure Points.....	76 (50 at ND)
20-Plus Points.....	20 (16 at ND)
30-Plus Points.....	2 (2 at ND)
10-Plus Rebounds.....	1 (1 at ND)
10-Plus Assists.....	3 (3 at ND)
Double-Double.....	3 (3 at ND)

QUICK HITS:

- Has started all 64 contests since putting on an Irish uniform
- Recorded his eighth career 20-point game in the season-opener against Georgia Southern
- Has reached double figures in points in 27 contests this season, including 13 times reaching the 20-point mark and twice reaching the 30-point mark
- Has led the team in scoring in 17 games this season
- Tied a then-career high with 5 three pointers against Liberty, marking the fourth time he had hit that many three's
- Set a new career high in three pointers against Chicago State, drilling 6-10 from beyond the arc
- Set a season high for assists on the season when he dished out 9 against Maine
- Posted best rebounding total of the season, recording an identical 6 boards in back-to-back games at the Old Spice Classic against California and Wisconsin
- Recorded then-career best 24 points against Indiana State, aided by knocking down a career high 8 field goals (8-12)
- Selected to the BIG EAST Weekly Honor Roll (Nov. 22, Jan. 24, Jan. 31, Feb. 7, Feb. 28)
- Tied a then-career high with 10 FT's against Georgetown in the BIG EAST opener, going 10-10 en route to a 17-point performance
- Scored then-career high 26 points against St. John's (Jan. 8) on 8-15 shooting, including a perfect 6-6 from the FT line
- Named BIG EAST Player of The Week (Jan. 10)
- Reached double figures in 10 straight games (Wisconsin through St. John's) marking a personal best streak
- Connected on a career-best 11 free throws (11-12) against Cincinnati, scoring 13 points
- Scored career best 28 points against Marquette (Jan. 22) on 10-15 shooting, which also set a career high in made FG's
- Matched career high in free throws made (11) against Rutgers, en route to scoring 25 points
- Has reached 20+-point mark in three consecutive games (DePaul (24), Rutgers (25), Louisville (25))
- Named to Naismith Trophy Midseason 30
- Set a season best in rebounds with 7 against West Virginia, to go along with 19 points
- Set new career high with 32 points against Providence on 10-13 shooting, including 9-11 FT's
- Set new career highs in steals (5) and three pointers (7) on Senior Day against Villanova, scoring 30 points and dishing out 10 assists (matching career high)

Opponent	GP-GS	Min.	FG-A	3PT-A	FTA	Reb.	A	PF	B	S	Pts.
Cincinnati	3-3	117	8-25	3-14	14-18	12/4.0	19	8	0	4	33/11.0
Connecticut	3-3	118	11-35	5-16	14-18	12/4.0	7	11	0	7	41/13.7
DePaul	2-2	68	11-21	7-12	10-16	13/6.5	10	2	0	1	39/19.5
Georgetown	2-2	76	10-21	4-8	14-15	9/4.5	7	6	1	3	38/19.0
Louisville	2-2	89	13-31	8-20	12-16	14/7.0	5	5	0	3	46/23.0
Marquette	3-3	117	14-30	2-11	11-11	9/3.0	11	9	1	4	41/13.7
Pittsburgh	3-3	113	16-30	3-13	4-6	16/5.3	14	8	1	2	39/13.0
Providence	2-2	78	13-21	4-10	12-16	9/4.5	14	5	1	0	42/21.0
Rutgers	2-2	76	12-27	5-12	14-16	11/5.5	10	3	0	5	43/21.5
St. John's	3-3	113	19-33	9-19	10-10	12/4.0	8	11	0	4	57/19.0
Seton Hall	3-3	110	13-31	5-14	7-10	13/4.3	7	7	2	2	38/12.7
USF	3-3	92	10-25	3-10	5-9	10/3.3	13	7	0	2	28/9.3
Syracuse	2-2	68	7-20	4-15	3-3	4/2.0	7	6	0	2	21/10.5
Villanova	2-2	58	10-15	8-12	9-9	3/1.5	12	7	0	6	37/18.5
West Virginia	3-3	117	14-34	8-16	6-10	18/6.0	15	8	0	4	42/14.0

Season and Career Bests

Points	Season 32 (vs. Providence 2/23/11)	FG's	Season 10 (on two occasions)
Career 32 (vs. Providence 2/23/11)	Career 10 (on two occasions)	3PT FG's	Season 7 (vs. Villanova 2/28/11)
Rebounds	Season 7 (on two occasions)	Career 7 (vs. Villanova 2/28/11)	FT's
Career 10 (vs. DePaul 1/23/10)	Career 10 (on three occasions)	Season 11 (on two occasions)	Career 11 (on two occasions)
Assists	Season 10 (vs. Villanova 2/28/11)	Minutes	Season 45 (vs. Georgia 11/25/10)
Career 10 (on three occasions)	Career 48 (vs. Louisville 2/17/10)		
Steals	Season 5 (vs. Villanova 2/28/11)		
Career 5 (vs. Villanova 2/28/11)			
Blocks	Season 1 (on two occasions)		
Career 1 (on seven occasions)			

Game-By-Game Stats

	Start	FG-A	3P-A	FT-A	Reb	PF	TP	A	TO	BK	S	Min
Georgia Southern	*	7-10	4-7	2-2	3	3	20	4	2	0	2	24
Liberty	*	7-13	5-8	0-0	2	3	19	4	1	0	1	34
Chicago State	*	7-13	6-10	2-5	5	2	22	6	2	0	0	30
Maine	*	2-7	1-2	6-6	2	2	11	9	3	0	0	30
Georgia	*	3-9	1-3	6-9	5	4	13	2	5	0	0	45
California	*	1-3	1-3	4-6	6	3	7	1	2	0	1	30
Wisconsin	*	4-10	1-4	1-1	6	2	10	1	1	0	1	38
Indiana State	*	8-12	4-5	4-4	2	2	24	5	4	0	1	33
Kentucky	*	7-15	5-9	2-3	0	4	21	2	3	0	1	38
Gonzaga	*	3-7	1-2	6-9	3	2	13	3	2	0	1	36
Stony Brook	*	4-14	2-7	4-4	4	2	14	8	0	0	1	28
UMBC	*	3-9	1-6	3-4	3	1	10	3	2	0	2	23
Georgetown	*	3-11	1-3	10-10	6	3	17	3	2	0	2	37
Syracuse	*	5-13	2-8	0-0	3	2	12	5	0	0	2	37
Connecticut	*	7-16	2-6	5-6	5	2	21	4	2	0	1	40
St. John's	*	8-15	4-9	6-6	4	4	26	3	2	0	4	37
Marquette	*	3-9	0-1	3-3	2	2	9	2	4	0	3	36
St. John's	*	6-10	2-6	4-4	4	4	18	2	3	0	0	34
Cincinnati	*	1-8	0-2	11-12	3	2	13	5	2	0	2	39
Marquette	*	10-15	2-5	6-6	5	3	28	6	0	1	0	39
Pittsburgh	*	8-14	1-6	2-3	4	3	19	7	5	0	1	39
DePaul	*	7-12	5-8	5-9	3	1	24	3	1	0	1	34
Rutgers	*	6-15	2-8	11-13	6	0	25	5	4	0	1	39
Louisville	*	9-17	5-10	2-4	6	4	25	2	4	0	1	41
USF	*	5-10	0-2	2-3	2	2	12	8	2	0	2	27
West Virginia	*	7-18	3-7	2-2	7	5	19	2	0	0	2	38
Providence	*	10-13	3-5	9-11	1	3	32	4	2	0	0	39
Seton Hall	*	7-15	2-5	5-7	7	2	21	2	1	1	1	38
Villanova	*	8-12	7-10	7-7	2	2	30	10	5	0	5	39
Connecticut												


Career Statistics

Season	GP-GS	Min	Avg	FG-A	Pct	3FG-A	Pct	FT-A	Pct	O-D-TOT	Avg	PF-FO	Ast	TO	Blk	Stl	Pts	Avg
2006-07	35-9	827	23.6	75-175	.429	47-114	.440	58-74	.784	15-83-98	2.8	60-1	112	65	0	35	255	7.3
2007-08	30-28	1005	33.5	98-236	.415	62-173	.358	56-71	.789	20-95-115	3.8	68-2	77	48	2	31	314	10.5
2008-09										Did Not Play Due To Transfer Rules								
2009-10	35-35	1241	35.5	129-284	.454	67-162	.414	94-129	.729	29-107-136	3.9	82-2	153	63	5	37	419	12.0
2010-11	29-29	1022	35.2	166-345	.481	73-167	.437	130-159	.818	23-88-111	3.8	74-1	121	66	2	39	535	18.4
TOTAL	129-101	4095	31.7	468-1040	.450	249-616	.404	338-433	.781	87-373-460	3.6	284-6	463	242	9	142	1523	11.8

Career BIG EAST Statistics

Season	GP-GS	Min	Avg	FG-A	Pct	3FG-A	Pct	FT-A	Pct	O-D-TOT	Avg	PF-FO	Ast	TO	Blk	Stl	Pts	Avg
2009-10	18-18	670	37.2	62-149	.416	31-86	.360	50-70	.714	18-69-87	4.8	52-2	76	36	3	19	205	11.4
2010-11	17-17	633	37.2	110-223	.493	41-101	.406	90-106	.849	13-57-70	4.1	44-1	73	39	2	28	351	20.6
TOTAL	35-35	1303	37.2	172-372	.462	72-187	.385	140-176	.795	31-126-157	4.5	96-3	149	75	5	47	556	15.9





25 Tom Knight | Sophomore • 6-10 • 253 Dixfield, Maine • Dirigo

Career Games With:

Double Figure Points.....	N/A
20-Plus Points.....	N/A
30-Plus Points.....	N/A
10-Plus Rebounds.....	N/A
10-Plus Assists.....	N/A
Double-Double.....	N/A

QUICK HITS:

- After sitting out last season, scored first points of Irish career against Georgia Southern in a 7-point, 4-rebound performance over his 9 minutes of game time
- Has seen playing time in 12 games on the year
- Recorded first block of Irish career against Chicago State
- Tied career bests in points (7), field goals (3), blocks (1) along with minutes (9), while also setting a new best with 5 rebounds against UMBC
- Saw time in first BIG EAST game of career against Syracuse
- Pulled down first BIG EAST rebound against Marquette (Jan. 10)
- Scored first career BIG EAST points, recording 2 pts. against DePaul on 1-1 shooting

Season and Career Bests

Points		FG's	
Season	7 (on two occasions)	Season	3 (on two occasions)
Career	7 (on two occasions)	Career	3 (on two occasions)
Rebounds		3PT FG's	
Season	5 (vs. UMBC 12/22/10)	Season	--
Career	5 (vs. UMBC 12/22/10)	Career	--
Assists		FT's	
Season	1 (on three occasions)	Season	1 (on two occasions)
Career	1 (on three occasions)	Career	1 (on two occasions)
Steals		Minutes	
Season	--	Season	9 (on two occasions)
Career	--	Career	9 (on two occasions)
Blocks			
Season	1 (on two occasions)		
Career	1 (on two occasions)		

Game-By-Game Stats

	Start	FG-A	3P-A	FT-A	Reb	PF	TP	A	TO	BK	S	Min
Georgia Southern		3-3	0-0	1-1	4	1	7	1	1	0	0	9
Liberty		0-1	0-0	0-0	1	0	0	1	0	0	0	1
Chicago State		0-2	0-0	0-0	2	0	0	0	0	1	0	7
Maine		1-2	0-0	0-0	0	0	2	0	0	0	0	6
Georgia												DNP
California												DNP
Wisconsin												DNP
Indiana State												DNP
Kentucky												DNP
Gonzaga												DNP
Stony Brook		0-2	0-0	0-0	1	0	0	0	0	0	0	4
UMBC		3-5	0-0	1-1	5	0	7	0	0	1	0	9
Georgetown												DNP
Syracuse		0-0	0-0	0-0	0	0	0	0	0	0	0	0+
Connecticut												DNP
St. John's												DNP
Marquette		0-0	0-0	0-0	1	0	0	0	0	0	0	2
St. John's		0-0	0-0	0-0	0	0	0	0	0	0	0	1
Cincinnati												DNP
Marquette												DNP
Pittsburgh												DNP
DePaul		1-1	0-0	0-0	0	0	2	0	0	0	0	2
Rutgers												DNP
Louisville												DNP
USF		0-2	0-0	0-0	0	0	0	0	0	0	0	5
West Virginia												DNP
Providence												DNP
Seton Hall												DNP
Villanova		0-0	0-0	0-0	1	1	0	1	0	0	0	1
Connecticut												

Career Stats vs. BIG EAST

Opponent	GP-GS	Min.	FG-A	3PT-A	FT-A	Reb.	A	PF	B	S	Pts.
Cincinnati	0-0	0	0-0	0-0	0-0	0/0.0	0	0	0	0	0/0.0
Connecticut	0-0	0	0-0	0-0	0-0	0/0.0	0	0	0	0	0/0.0
DePaul	1-0	2	1-1	0-0	0-0	0/0.0	0	0	0	0	2/2.0
Georgetown	0-0	0	0-0	0-0	0-0	0/0.0	0	0	0	0	0/0.0
Louisville	0-0	0	0-0	0-0	0-0	0/0.0	0	0	0	0	0/0.0
Marquette	1-0	2	0-0	0-0	0-0	1/1.0	0	0	0	0	0/0.0
Pittsburgh	0-0	0	0-0	0-0	0-0	0/0.0	0	0	0	0	0/0.0
Providence	0-0	0	0-0	0-0	0-0	0/0.0	0	0	0	0	0/0.0
Rutgers	0-0	0	0-0	0-0	0-0	0/0.0	0	0	0	0	0/0.0
St. John's	1-0	0	0-0	0-0	0-0	0/0.0	0	0	0	0	0/0.0
Seton Hall	0-0	0	0-0	0-0	0-0	0/0.0	0	0	0	0	0/0.0
USF	1-0	5	0-2	0-0	0-0	0/0.0	0	0	0	0	0/0.0
Syracuse	1-0	0+	0-0	0-0	0-0	0/0.0	0	0	0	0	0/0.0
Villanova	1-0	1	0-0	0-0	0-0	1/1.0	1	1	0	0	0/0.0
West Virginia	0-0	0	0-0	0-0	0-0	0/0.0	0	0	0	0	0/0.0

Career Statistics

Season	GP-GS	Min	Avg	FG-A	Pct	3FG-A	Pct	FT-A	Pct	O-D-TOT	Avg	PF-FO	Ast	TO	Blk	Stl	Pts	Avg	
2009-10										Did Not Play									
2010-11	12-0	47	3.9	8-18	.444	0-0	.000	2-2	1.000	7-8-15	1.3	2-0	3	1	2	0	18	1.5	
TOTAL	12-0	47	3.9	8-18	.444	0-0	.000	2-2	1.000	7-8-15	1.3	2-0	3	1	2	0	18	1.5	

Career BIG EAST Statistics

Season	GP-GS	Min	Avg	FG-A	Pct	3FG-A	Pct	FT-A	Pct	O-D-TOT	Avg	PF-FO	Ast	TO	Blk	Stl	Pts	Avg	
2009-10										Did Not Play									
2010-11	6-0	11	1.8	1-3	.333	0-0	.000	0-0	.000	1-1-2	0.3	1-0	1	0	0	0	2	0.3	
TOTAL	6-0	11	1.8	1-3	.333	0-0	.000	0-0	.000	1-1-2	0.3	1-0	1	0	0	0	2	0.3	





32 Joey Brooks | Sophomore • 6-6 • 215 Houston, Texas • Strake Jesuit Prep School

Career Games With:

Double Figure Points	1
20-Plus Points	N/A
30-Plus Points	N/A
10-Plus Rebounds	N/A
10-Plus Assists	N/A
Double-Double	N/A

QUICK HITS:

- Has played in 23 games on season
- Recorded double-digit minutes of action in eight contests this season
- Played then-career high in minutes in the season opener against Georgia Southern, seeing 19 minutes of action (7 points, 3 rebounds)
- Also set career high in steals against Georgia Southern with 3
- Matched his career high of four rebounds against Chicago State
- Pulled down personal best four rebounds for second time on the season and third time of career, while setting passing off a career-high three assists against UMBC
- Made a season-best 5 free throws against St. John's (Jan. 8) in nine minutes of action
- Posted most minutes in career and in a BIG EAST game (24) against St. John's (Jan. 16)

Season and Career Bests

Points	7 (vs. Georgia Southern 11/12/10) 12 (vs. Bucknell 12/22/09)	FG's	3 (vs. Georgia Southern 11/12/10) 3 (on two occasions)
Rebounds	4 (on three occasions) 4 (on four occasions)	3PT FG's	1 (vs. Georgia Southern 11/12/10) 1 (on five occasions)
Assists	3 (vs. UMBC 12/22/10) 3 (vs. UMBC 12/22/10)	FT's	5 (vs. St. John's 1/8/11) 6 (vs. Bucknell 12/22/09)
Steals	3 (vs. Georgia Southern 11/12/10) 3 (vs. Georgia Southern 11/12/10)	Minutes	24 (vs. St. John's 1/16/11) 24 (vs. St. John's 1/16/11)
Blocks	-- --		

Game-By-Game Stats

	Start	FG-A	3P-A	FT-A	Reb	PF	TP	A	TO	BK	S	Min
Georgia Southern	3-7	1-4	0-0	3	2	7	2	1	0	0	3	19
Liberty	2-2	0-0	0-0	3	1	4	1	0	0	0	0	12
Chicago State	1-6	0-4	3-6	4	0	5	1	2	0	1	17	
Maine	0-0	0-0	0-0	0	2	0	1	1	0	0	0	9
Georgia	0-0	0-0	0-0	0	0	0	0	1	0	0	0	2
California	0-0	0-0	0-0	0	1	0	0	0	0	0	0	5
Wisconsin												DNP
Indiana State	0-0	0-0	2-4	3	1	2	1	0	0	0	0	11
Kentucky	0-0	0-0	0-0	0	0	0	0	0	0	0	0	4
Gonzaga	0-0	0-0	0-2	0	0	0	0	0	0	0	1	1
Stony Brook	3-5	0-0	0-0	2	2	6	1	2	0	0	0	10
UMBC	0-4	0-1	0-0	4	1	0	3	3	0	0	0	17
Georgetown												DNP
Syracuse	0-0	0-0	0-0	0	0	0	0	0	0	0	0	1
Connecticut	0-0	0-0	0-0	0	0	0	0	0	0	0	0	7
St. John's	0-0	0-0	5-8	1	1	5	0	1	0	0	0	9
Marquette	1-2	0-0	1-2	1	3	3	0	0	0	2	17	
St. John's	1-1	0-0	2-6	4	3	4	0	2	0	2	24	
Cincinnati	0-2	0-2	0-1	2	0	0	0	0	0	0	0	5
Marquette	0-0	0-0	0-2	0	0	0	0	0	0	0	0	1
Pittsburgh												DNP
DePaul	0-0	0-0	2-2	0	0	2	0	1	0	0	0	9
Rutgers	0-0	0-0	0-0	0	0	0	0	0	0	0	0	2
Louisville												DNP
USF	0-1	0-0	0-2	0	1	0	0	1	0	0	0	9
West Virginia	0-0	0-0	0-0	1	0	0	0	0	0	0	0	2
Providence	0-0	0-0	0-0	0	0	0	0	0	0	0	0	0+
Seton Hall												DNP
Villanova	0-0	0-0	0-0	0	0	0	0	0	0	0	0	1
Connecticut												

Career Stats vs. BIG EAST

Opponent	GP-GS	Min.	FG-A	3PT-A	FT-A	Reb.	A	PF	B	S	Pts.
Cincinnati	3-0	8	1-3	1-3	0-1	3/1.0	0	0	0	0	3/1.0
Connecticut	3-0	8	0-0	0-0	0-0	1/0.3	1	2	0	0	0/0.0
DePaul	2-0	11	0-0	0-0	2-2	1/0.5	0	0	0	0	2/1.0
Georgetown	0-0	0	0-0	0-0	0-0	0/0.0	0	0	0	0	0/0.0
Louisville	1-0	2	0-0	0-0	0-0	0/0.0	0	1	0	0	0/0.0
Marquette	2-0	18	1-2	0-0	1-4	1/0.5	0	3	0	2	3/1.5
Pittsburgh	0-0	0	0-0	0-0	0-0	0/0.0	0	0	0	0	0/0.0
Providence	1-0	0	0-0	0-0	0-0	0/0.0	0	0	0	0	0/0.0
Rutgers	2-0	5	0-1	0-0	0-0	0/0.0	0	0	0	1	0/0.0
St. John's	3-0	38	1-1	0-0	9-16	5/1.7	0	4	0	2	11/3.7
Seton Hall	2-0	8	1-1	0-0	1-2	0/0.0	0	2	0	1	3/1.5
USF	1-0	9	0-1	0-0	0-2	0/0.0	0	1	0	0	0/0.0
Syracuse	1-0	1	0-0	0-0	0-0	0/0.0	0	0	0	0	0/0.0
Villanova	2-0	8	1-2	0-0	0-0	0/0.0	1	0	0	1	2/1.0
West Virginia	2-0	11	2-3	1-1	0-0	1/0.5	0	1	0	0	5/2.5


Career Statistics

Season	GP-GS	Min	Avg	FG-A	Pct	3FG-A	Pct	FT-A	Pct	O-D-TOT	Avg	PF-FO	Ast	TO	Blk	Stl	Pts	Avg
2009-10	22-0	86	3.9	15-31	.484	4-7	.571	11-16	.688	5-4-9	0.4	12-0	4	5	0	9	45	2.0
2010-11	24-0	194	8.1	11-30	.367	1-11	.091	15-35	.429	6-22-28	1.2	19-0	10	15	0	9	38	1.6
TOTAL	46-0	280	6.1	26-61	.426	5-18	.278	26-51	.510	11-26-37	0.8	31-0	14	20	0	18	83	1.8

Career BIG EAST Statistics

Season	GP-GS	Min	Avg	FG-A	Pct	3FG-A	Pct	FT-A	Pct	O-D-TOT	Avg	PF-FO	Ast	TO	Blk	Stl	Pts	Avg
2009-10	11-0	39	3.5	5-8	.625	2-2	1.000	3-4	.750	0-3-3	0.3	5-0	2	1	0	3	15	1.4
2010-11	13-0	87	6.7	2-6	.333	0-2	.000	10-23	.435	1-8-9	0.7	9-0	0	5	0	4	14	1.1
TOTAL	24-0	126	5.3	7-14	.500	2-4	.500	13-27	.481	1-11-12	0.5	14-0	2	6	0	7	29	1.2





33 Mike Broghammer | Sophomore • 6-9 • 248 Orono, Minn. • Hopkins

Career Games With:

Double Figure Points.....	N/A
20-Plus Points.....	N/A
30-Plus Points.....	N/A
10-Plus Rebounds.....	N/A
10-Plus Assists.....	N/A
Double-Double.....	N/A

QUICK HITS:

- Matched career high in points and minutes in season opener against Georgia Southern, recording 5 points in 11 minutes of action
- Set career high in rebounds against Chicago State, pulling down four boards in the contest
- Recorded first assist of season in a career-tying 11 minutes of action against UMBC
- Scored first points of BIG EAST season against Marquette (Jan. 10)
- Picked up first career BIG EAST block against St. John's (Jan. 16)

Season and Career Bests

Points	Season 5 (vs. Georgia Southern 11/12/10) Career 5 (on three occasions)	FG's	Season 2 (on two occasions) Career 2 (on five occasions)
Rebounds	Season 4 (vs. Chicago State 11/17/10) Career 4 (vs. Chicago State 11/17/10)	3PT FG's	Season -- Career 1 (vs. Bucknell 12/22/09)
Assists	Season 1 (vs. UMBC 12/22/10) Career 1 (on three occasions)	FT's	Season 1 (on two occasions) Career 1 (on six occasions)
Steals	Season -- Career 2 (vs. Louisville 2/17/10)	Minutes	Season 11 (on two occasions) Career 11 (on three occasions)
Blocks	Season 1 (on two occasions) Career 1 (on three occasions)		

Game-By-Game Stats

	Start	FG-A	3P-A	FT-A	Reb	PF	TP	A	TO	BK	S	Min
Georgia Southern		2-6	0-0	1-2	2	4	5	0	0	1	0	11
Liberty		0-1	0-0	0-0	1	0	0	0	0	0	0	1
Chicago State		2-4	0-0	0-2	4	3	4	0	1	0	0	10
Maine		0-0	0-0	0-0	0	0	0	0	1	0	0	4
Georgia												DNP
California												DNP
Wisconsin												DNP
Indiana State												DNP
Kentucky												DNP
Gonzaga		0-0	0-0	0-0	0	0	0	0	0	0	0	1
Stony Brook		2-4	0-0	0-0	0	0	4	0	0	0	0	9
UMBC		1-4	0-0	1-2	3	1	3	1	0	0	0	11
Georgetown												DNP
Syracuse		0-0	0-0	0-0	0	0	0	0	0	0	0	1
Connecticut												DNP
St. John's												DNP
Marquette		1-1	0-0	0-0	0	0	2	0	0	0	0	2
St. John's		0-0	0-0	0-0	0	0	0	0	0	1	0	2
Cincinnati												DNP
Marquette												DNP
Pittsburgh												DNP
DePaul												DNP
Rutgers												DNP
Louisville												DNP
USF												DNP
West Virginia												DNP
Providence												DNP
Seton Hall												DNP
Villanova												DNP
Connecticut												DNP

Career Stats vs. BIG EAST

Opponent	GP-GS	Min.	FG-A	3PT-A	FT-A	Reb.	A	PF	B	S	Pts.
Cincinnati	0-0	0	0-0	0-0	0-0	0/0.0	0	0	0	0	0/0.0
Connecticut	1-0	1	0-0	0-0	0-0	0/0.0	0	0	0	0	0/0.0
DePaul	0-0	0	0-0	0-0	0-0	0/0.0	0	0	0	0	0/0.0
Georgetown	0-0	0	0-0	0-0	0-0	0/0.0	0	0	0	0	0/0.0
Louisville	1-0	10	1-2	0-0	0-0	1/1.0	0	5	0	2	2/2.0
Marquette	1-0	2	1-1	0-0	0-0	0/0.0	0	0	0	0	2/2.0
Pittsburgh	1-0	3	0-1	0-0	0-0	0/0.0	0	0	0	0	0/0.0
Providence	0-0	0	0-0	0-0	0-0	0/0.0	0	0	0	0	0/0.0
Rutgers	0-0	0	0-0	0-0	0-0	0/0.0	0	0	0	0	0/0.0
St. John's	1-0	2	0-0	0-0	0-0	0/0.0	0	0	1	0	0/0.0
Seton Hall	0-0	0	0-0	0-0	0-0	0/0.0	0	0	0	0	0/0.0
USF	0-0	0	0-0	0-0	0-0	0/0.0	0	0	0	0	0/0.0
Syracuse	1-0	1	0-0	0-0	0-0	0/0.0	0	0	0	0	0/0.0
Villanova	0-0	0	0-0	0-0	0-0	0/0.0	0	0	0	0	0/0.0
West Virginia	0-0	0	0-0	0-0	0-0	0/0.0	0	0	0	0	0/0.0


Career Statistics

Season	GP-GS	Min	Avg	FG-A	Pct	3FG-A	Pct	FT-A	Pct	O-D-TOT	Avg	PF-FO	Ast	TO	Blk	Stl	Pts	Avg
2009-10	13-0	71	5.5	10-22	.455	1-4	.250	3-7	.429	8-6-14	1.1	13-1	2	4	1	4	24	1.8
2010-11	10-0	52	5.2	8-20	.400	0-0	.000	2-6	.333	6-4-10	1.0	8-0	1	2	2	0	18	1.8
TOTAL	23-0	123	5.3	18-42	.429	1-4	.250	5-13	.385	14-10-24	1.0	21-1	3	6	3	4	42	1.8

Career BIG EAST Statistics

Season	GP-GS	Min	Avg	FG-A	Pct	3FG-A	Pct	FT-A	Pct	O-D-TOT	Avg	PF-FO	Ast	TO	Blk	Stl	Pts	Avg
2009-10	3-0	14	4.7	1-3	.333	0-0	.000	0-0	.000	1-0-1	0.3	5-1	0	1	0	2	2	0.7
2010-11	3-0	5	1.7	1-1	1.000	0-0	.000	0-0	.000	0-0-0	0.0	0-0	0	0	0	0	2	0.7
TOTAL	6-0	19	3.2	2-4	.500	0-0	.000	0-0	.000	1-0-1	0.2	5-1	0	1	0	2	4	0.7





34 Carleton Scott | Senior • 6-8 • 218 San Antonio, Texas • James Madison

Career Games With:

Double Figure Points.....	21
20-Plus Points.....	2
30-Plus Points.....	N/A
10-Plus Rebounds.....	13
10-Plus Assists.....	N/A
Double-Double.....	10

QUICK HITS:

- Has started 33 contests for the Irish
- Has reached double figures in points 17 times this season, including a string of 10 consecutive (Chicago State through UMBC)
- Recorded first double-double of the season against Chicago State, posting 17 points (matched then-career high) along with a team-leading 11 rebounds
- Also matched then-career high in three-point field goals with three against the Cougars
- Tied career high in three pointers the following game against Maine, netting three more
- Posted back-to-back double-doubles at the Old Spice Classic against Georgia (11 pts., 11 rebs.) and California (16 pts., 10 rebs.) and finished tourney with 12 points against Wisconsin, earning a spot on All-Tournament Team
- Tied career high with 4 blocks against Indiana State, while also reaching double figures in the sixth-straight contest
- Set career high in points against Gonzaga with 23, aided by a career best 8 free throws
- Was a perfect 8-8 from the field and 4-4 from three-point range (20 points) while recording a then career-high five assists against Stony Brook
- Selected to the BIG EAST Weekly Honor Roll (Dec. 20, Feb. 14)
- Dished out a career-best 6 assists against UMBC
- Missed four straight games (Connecticut-St. John's) with hamstring injury
- Returned to action in reserve role against Cincinnati, scoring six points
- Returned to starting lineup against Marquette (Jan. 22), recording third double-double of season (11 pts., 10 rebs.)
- Connected on career-high five three pointers (5-6) against Pittsburgh, finishing with 16 points and nine rebounds
- Recorded fifth double-double of season with 12 point, 11 rebound performance versus Rutgers
- Scored 9 of 16 points in overtime period against Louisville to help Irish to win
- Posted sixth double-double of season with 13 points and 11 rebounds vs. USF in 78-55 win
- Recorded second consecutive double-double with 11 points, 11 rebounds vs. West Virginia (7th double-double of season)

Opponent	GP-GS	Min.	FG-A	3PT-A	FT-A	Reb.	A	PF	B	S	Pts.
Cincinnati	4-0	50	7-12	3-6	0-1	9/2.3	1	8	3	2	17/4.3
Connecticut	4-1	55	4-12	2-6	2-4	16/4.0	4	3	4	1	12/3.0
DePaul	2-1	40	3-12	0-6	2-2	6/3.0	3	2	2	0	8/4.0
Georgetown	2-2	72	7-14	3-8	4-4	16/8.0	7	5	5	4	21/10.5
Louisville	4-2	71	7-16	2-4	9-11	15/3.8	2	7	6	2	25/6.3
Marquette	2-2	76	8-18	2-7	7-8	23/11.5	2	5	1	2	25/12.5
Pittsburgh	3-2	87	10-18	7-9	1-1	14/4.7	2	10	2	1	28/9.3
Providence	3-1	35	2-10	0-5	2-2	11/3.7	5	4	3	0	6/2.0
Rutgers	2-1	34	4-6	2-2	2-2	11/5.5	0	2	3	1	12/6.0
St. John's	2-0	28	3-6	1-2	0-0	6/3.0	3	4	1	0	7/3.5
Seton Hall	3-2	65	9-18	1-6	2-2	21/7.0	1	8	3	2	21/7.0
USF	3-1	50	6-12	3-6	1-1	17/5.7	4	6	4	1	16/5.3
Syracuse	3-1	45	5-10	1-3	0-0	9/3.0	4	6	0	0	11/3.7
Villanova	3-1	43	4-13	2-7	0-0	8/2.7	4	4	5	1	10/3.3
West Virginia	3-2	74	7-18	5-12	0-0	16/5.3	3	4	3	1	19/6.3

Season and Career Bests

Points	Season: 23 (vs. Gonzaga 12/11/10)	Career: 23 (vs. Gonzaga 12/11/10)	FG's	Season: 6 (on two occasions)	Career: 7 (vs. Georgetown 2/27/10)
Rebounds	Season: 11 (on four occasions)	Career: 14 (vs. Connecticut 3/3/10)	3PT FG's	Season: 5 (vs. Pittsburgh 1/24/11)	Career: 5 (vs. Pittsburgh 1/24/11)
Assists	Season: 6 (vs. UMBC 12/22/10)	Career: 6 (vs. UMBC 12/22/10)	FT's	Season: 8 (vs. Gonzaga 12/11/10)	Career: 8 (vs. Gonzaga 12/11/10)
Steals	Season: 2 (on two occasions)	Career: 2 (on three occasions)	Minutes	Season: 39 (vs. West Virginia 2/19/11)	Career: 42 (at Marquette 3/6/10)
Blocks	Season: 4 (vs. Indiana State 11/30/10)	Career: 4 (on two occasions)			

Game-By-Game Stats

	Start	FG-A	3P-A	FT-A	Reb	PF	TP	A	TO	BK	S	Min
Georgia Southern	*	2-3	0-1	2-2	7	4	6	4	0	1	1	20
Liberty	*	2-6	0-3	0-2	6	3	4	2	3	2	0	25
Chicago State	*	6-8	3-4	2-2	11	4	17	3	2	3	1	23
Maine	*	4-7	3-4	0-0	2	1	11	0	2	3	1	24
Georgia	*	5-12	1-6	0-0	11	5	11	3	4	0	0	38
California	*	5-17	0-9	6-6	10	1	16	2	1	3	2	35
Wisconsin	*	4-8	2-5	2-2	7	3	12	0	2	3	0	38
Indiana State	*	4-7	1-3	2-2	8	4	11	2	1	4	0	35
Kentucky	*	4-11	0-4	2-3	8	3	10	1	0	2	0	31
Gonzaga	*	6-9	3-5	8-9	4	1	23	2	1	1	0	21
Stony Brook	*	8-8	4-4	0-0	4	0	20	5	1	0	0	26
UMBC	*	4-7	2-4	2-2	4	0	12	6	1	3	1	22
Georgetown	*	0-6	0-4	4-4	7	2	4	4	1	2	2	37
Syracuse	*	4-5	1-2	0-0	0	3	9	2	2	0	0	25
Connecticut												DNP-injured
St. John's												DNP-injured
Marquette												DNP-injured
St. John's												DNP-injured
Cincinnati		2-2	2-2	0-0	2	2	6	1	1	1	1	15
Marquette	*	3-8	1-4	4-4	10	3	11	1	1	1	2	34
Pittsburgh	*	5-11	5-6	1-1	9	2	16	0	0	1	0	34
DePaul	*	3-10	0-5	2-2	5	2	8	3	2	2	0	32
Rutgers	*	4-6	2-2	2-2	11	2	12	0	0	3	1	34
Louisville	*	5-11	1-2	5-7	8	2	16	1	0	2	1	34
USF	*	5-11	2-5	1-1	11	4	13	3	3	2	1	33
West Virginia	*	4-11	3-7	0-0	11	2	11	1	3	2	1	39
Providence	*	2-10	0-5	2-2	10	2	6	5	2	3	0	32
Seton Hall	*	3-7	0-2	2-2	10	3	8	0	5	2	1	34
Villanova	*	4-12	2-6	0-0	6	1	10	3	0	2	0	30
Connecticut												

Career Statistics

Season	GP-GS	Min	Avg	FG-A	Pct	3FG-A	Pct	FT-A	Pct	O-D-TOT	Avg	PF-FO	Ast	TO	Blk	Stl	Pts	Avg	
2007-08										Did Not Play									
2008-09	20-0	90	4.5	20-31	.645	3-7	.429	7-9	.778	6-17-23	1.2	10-0	7	2	3	5	50	2.5	
2009-10	34-9	641	18.9	68-138	.493	19-54	.352	16-21	.762	45-112-157	4.6	63-3	37	29	37	16	171	5.0	
2010-11	25-24	751	30.0	98-213	.460	38-104	.365	49-55	.891	36-146-182	7.3	59-1	54	36	46	16	283	11.3	
TOTAL	79-33	1482	18.8	186-382	.487	60-165	.364	72-85	.847	87-275-362	4.6	132-4	98	67	86	37	504	6.4	

Career BIG EAST Statistics

Season	GP-GS	Min	Avg	FG-A	Pct	3FG-A	Pct	FT-A	Pct	O-D-TOT	Avg	PF-FO	Ast	TO	Blk	Stl	Pts	Avg	
2007-08										Did Not Play									
2008-09	11-0	16	1.5	4-6	.667	1-2	.500	0-0	.000	0-5-5	0.5	3-0	0	0	1	0	9	0.8	
2009-10	17-5	317	18.6	29-65	.446	13-30	.433	9-13	.692	20-60-80	4.7	32-1	18	11	19	7	80	4.7	
2010-11	13-12	413	31.8	44-110	.400	19-52	.365	23-25	.920	21-79-100	7.7	30-0	24	20	23	10	130	10.0	
TOTAL	41-17	746	18.2	77-181	.425	33-84	.393	32-38	.842	41-144-185	4.5	65-1	42	31	43	17	219	5.3	





45 Jack Cooley | Sophomore • 6-9 • 244 Glenview, Ill. • Glenbrook South

Career Games With:

Double Figure Points.....	4
20-Plus Points.....	N/A
30-Plus Points.....	N/A
10-Plus Rebounds.....	N/A
10-Plus Assists.....	N/A
Double-Double.....	N/A

QUICK HITS:

- Played in all 29 games on the season
- Played 10+ minutes in 16 games on the season
- Recorded double figure points for the first time in Irish career against Georgia Southern, netting 11 points
- Set then career high in points (13) and field goals (6) against Maine, along with matching his career high in blocks with two
- Recorded season-best 18 minutes against Georgia in opening round of Old Spice Classic
- Matched career high with 2 steals against Gonzaga in 9 minutes of play
- Reached double digits for third time on season, scoring 10 points on 5-5 shooting in overtime win over Louisville
- Enjoyed career day in 78-55 win over USF, setting personal bests in points (18) and FG's (9), while tying high mark in rebounds (8) in 16 minutes of play
- For the third time in career dished off two assists, this time in 94-93 win over Providence

Season and Career Bests

Points	Season 18 (vs. USF 2/12/11) Career 18 (vs. USF 2/12/11)	FG's	Season 9 (vs. USF 2/12/11) Career 9 (vs. USF 2/12/11)
Rebounds	Season 8 (vs. USF 2/12/11) Career 8 (on two occasions)	3PT FG's	Season -- Career --
Assists	Season 2 (on three occasions) Career 2 (on three occasions)	FT's	Season 3 (on two occasions) Career 3 (on two occasions)
Steals	Season 2 (vs. Gonzaga 12/11/10) Career 2 (on two occasions)	Minutes	Season 18 (on three occasions) Career 19 (vs. Louisville 2/17/10)
Blocks	Season 2 (vs. Maine 11/22/10) Career 2 (vs. Bucknell 12/22/09)		

Game-By-Game Stats

	Start	FG-A	3P-A	FT-A	Reb	PF	TP	A	TO	BK	S	Min
Georgia Southern	4-5	0-0	3-3	6	2	11	1	0	1	0	16	
Liberty	0-0	0-0	0-0	4	2	0	0	2	0	0	12	
Chicago State	3-4	0-0	0-2	5	1	6	0	0	1	0	13	
Maine	6-7	0-0	1-1	5	2	13	0	2	2	0	14	
Georgia	2-5	0-0	3-4	4	0	7	2	0	0	0	18	
California	0-3	0-0	1-2	2	2	1	1	0	1	0	8	
Wisconsin	0-0	0-0	0-0	2	0	0	0	0	0	0	7	
Indiana State	0-0	0-0	0-0	0	1	0	0	0	0	0	1	
Kentucky	2-3	0-0	0-2	5	3	4	2	1	0	0	13	
Gonzaga	1-2	0-0	0-0	1	3	2	0	0	1	2	9	
Stony Brook	3-4	0-0	1-1	3	1	7	0	0	1	0	10	
UMBC	3-3	0-0	2-2	4	3	8	0	0	0	0	13	
Georgetown	1-1	0-0	0-0	1	0	2	0	0	0	0	5	
Syracuse	2-3	0-0	0-0	2	2	4	0	0	1	0	12	
Connecticut	1-2	0-0	0-0	6	2	2	0	0	0	1	18	
St. John's	2-3	0-0	1-2	6	2	5	0	1	1	1	18	
Marquette	0-2	0-0	0-0	3	0	0	0	0	0	0	9	
St. John's	0-2	0-0	2-4	2	2	2	0	0	1	0	10	
Cincinnati	0-0	0-0	0-0	0	1	0	0	1	1	0	9	
Marquette	0-0	0-0	0-0	0	2	0	0	1	0	0	2	
Pittsburgh	1-1	0-0	0-0	1	2	2	0	0	1	0	10	
DePaul	1-2	0-0	1-2	1	3	3	1	0	0	0	7	
Rutgers	1-2	0-0	0-0	1	0	2	0	0	1	0	4	
Louisville	5-5	0-0	0-0	3	2	10	0	0	0	0	13	
USF	9-10	0-0	0-1	8	1	18	0	0	1	1	16	
West Virginia	0-2	0-0	0-0	3	1	0	1	0	0	0	9	
Providence	1-2	0-0	0-0	2	0	2	2	0	0	0	8	
Seton Hall	0-0	0-0	0-2	1	1	0	0	1	0	0	3	
Villanova	0-0	0-0	0-0	5	1	0	1	0	1	0	11	
Connecticut												

Career Stats vs. BIG EAST

Opponent	GP-GS	Min.	FG-A	3PT-A	FT-A	Reb.	A	PF	B	S	Pts.
Cincinnati	2-0	10	0-0	0-0	0-0	0/0.0	0	1	1	0	0/0.0
Connecticut	3-0	27	2-4	0-0	1-2	9/3.0	0	4	0	1	5/1.7
DePaul	1-0	7	1-2	0-0	1-2	1/1.0	1	3	0	0	3/3.0
Georgetown	2-0	17	3-3	0-0	0-0	4/2.0	0	0	0	0	6/3.0
Louisville	2-0	32	6-6	0-0	0-1	8/4.0	0	7	1	2	12/6.0
Marquette	2-0	11	0-2	0-0	0-0	3/1.5	0	2	0	0	0/0.0
Pittsburgh	2-0	23	1-2	0-0	0-1	5/2.5	0	5	2	0	2/1.0
Providence	1-0	8	1-2	0-0	0-0	2/2.0	2	0	0	0	2/2.0
Rutgers	1-0	4	1-2	0-0	0-0	1/1.0	0	0	1	0	2/2.0
St. John's	3-0	29	2-5	0-0	3-6	8/2.7	0	4	2	1	7/2.3
Seton Hall	1-0	5	0-0	0-0	0-2	1/1.0	0	1	0	0	0/0.0
USF	2-0	16	9-10	0-0	0-1	8/4.0	0	2	1	1	18/9.0
Syracuse	1-0	12	2-3	0-0	0-0	2/2.0	0	2	1	0	4/4.0
Villanova	2-0	14	0-0	0-0	0-0	5/2.5	1	1	1	0	0/0.0
West Virginia	1-0	9	0-2	0-0	0-0	3/3.0	1	1	0	0	0/0.0

Career Statistics

Season	GP-GS	Min	Avg	FG-A	Pct	3FG-A	Pct	FT-A	Pct	O-D-TOT	Avg	PF-FO	Ast	TO	Blk	Stl	Pts	Avg
2009-10	21-0	111	5.3	8-20	.400	0-0	.000	4-12	.333	22-15-37	1.8	19-1	1	4	5	3	20	1.0
2010-11	29-0	298	10.3	48-73	.658	0-0	.000	15-28	.536	42-44-86	3.0	42-0	11	9	15	6	111	3.8
TOTAL	50-0	409	8.2	56-93	.602	0-0	.000	19-40	.475	64-59-123	2.5	61-1	12	13	20	9	131	2.6

Career BIG EAST Statistics

Season	GP-GS	Min	Avg	FG-A	Pct	3FG-A	Pct	FT-A	Pct	O-D-TOT	Avg	PF-FO	Ast	TO	Blk	Stl	Pts	Avg
2009-10	9-0	59	6.6	4-6	.667	0-0	.000	1-4	.250	7-8-15	1.7	14-1	0	1	2	2	9	1.0
2010-11	17-0	164	9.6	24-37	.649	0-0	.000	4-11	.364	21-24-45	2.6	22-0	5	4	8	3	52	3.1
TOTAL	26-0	223	8.6	28-43	.651	0-0	.000	5-15	.333	28-32-60	2.3	36-1	5	5	10	5	61	2.3



GAME #1		NOTRE DAME	98
		GEORGIA SOUTHERN	61

November 12, 2010 • Notre Dame, Ind.
Purcell Pavilion at the Joyce Center

Georgia Southern	FG-A	3FG-A	FTA	REB	PF	TP	A	TO	BK	ST	MIN
Marvin Baynham	1-2	0-0	0-0	1-3	5	2	0	1	0	0	18
Cameron Baskerville	0-2	0-1	0-0	0-0	3	0	1	2	1	1	13
Ben Drayton III	3-10	2-6	2-2	0-3	0	10	4	5	0	0	35
Eric Ferguson	6-11	0-1	14-16	2-3	4	26	1	5	0	1	37
Jelani Hewitt	1-6	1-4	0-1	1-1	2	3	2	2	0	1	23
Rory Spencer	5-10	0-0	8-13	2-5	3	18	2	1	2	1	34
Tre Bussey	0-6	0-2	0-0	2-3	2	0	1	1	0	0	28
Zuri James	0-1	0-1	2-2	0-0	0	2	0	0	0	0	3
Sam Mike	0-0	0-0	0-0	0-0	3	0	0	0	0	0	9
Team				0-1							
Totals	16-48	3-15	26-34	8-19-27	24	61	11	17	3	4	200
Total FG%	1st Half: 5-23, 21.7%			2nd Half: 11-25, 44.0%							Game: 33.3%
3-PT FG%	1st Half: 1-10, 10.0%			2nd Half: 2-5, 40.0%							Game: 20.0%
FT %	1st Half: 12-15, 80.0%			2nd Half: 14-19, 73.7%							Game: 76.5%

Notre Dame	FG-A	3FG-A	FTA	REB	PF	TP	A	TO	BK	ST	MIN
Tyrone Nash	2-3	0-0	3-4	0-2	2	7	1	1	0	1	22
Tim Abramaitis	2-13	1-7	5-6	1-5	1	10	3	1	0	1	22
Carleton Scott	2-3	0-1	2-2	1-6	4	6	4	0	0	1	20
Scott Martin	2-7	0-3	3-3	1-5	4	7	2	2	0	0	22
Ben Hansbrough	7-10	4-7	2-2	0-3	3	20	4	2	0	2	24
Eric Atkins	4-4	1-1	0-0	0-3	1	9	3	2	0	0	22
Tom Kopko	0-2	0-1	0-0	1-0	0	0	0	0	0	0	3
Alex Dragicevich	2-5	1-2	4-4	1-2	1	9	0	0	0	0	10
Tom Knight	3-3	0-0	1-1	3-1	1	7	1	1	0	0	9
Joey Brooks	3-7	1-4	0-0	2-1	2	7	2	1	0	3	19
Mike Broghammer	2-6	0-0	1-2	2-0	4	5	0	1	0	1	11
Jack Cooley	4-5	0-0	3-3	4-2	2	11	1	0	1	1	16
Team				1-1							
Totals	33-68	8-26	24-27	17-29-46	25	98	21	10	2	8	200
Total FG%	1st Half: 20-33, 60.6%			2nd Half: 13-35, 37.1%							Game: 48.5%
3-PT FG%	1st Half: 5-13, 38.5%			2nd Half: 3-13, 23.1%							Game: 30.8%
FT %	1st Half: 17-19, 89.5%			2nd Half: 7-8, 87.5%							Game: 88.9%

Deadball Rebounds: 2
SCORE BY PERIODS
Georgia Southern 23 38 61
Notre Dame 62 36 98
OFFICIALS: William McCarthy, Mike Roberts, Chris Beaver
TECHNICALS: Georgia Southern - None. Notre Dame - None.
ATTENDANCE: 8,165
Notes: Notre Dame improved to 88-18 all-time in season openers and 37-6 in openers at Purcell Pavilion ... The Irish are 11-0 all-time in season opener under Mike Brey ... Notre Dame improved to 20-1 all-time against team from the Southern Conference ... Notre Dame's 98 points were the highest point-total in a season-opening game since a 99-53 victory over New Hampshire to open the 2001-02 campaign ... The 37-point win was the largest point in a season opener since a 43-point win (92-49) against IPFW to start the 2006-07 season ... The 62 first-half points matched the most in a first half under Mike Brey ... Notre Dame held Georgia Southern to just five field goals in the first half which matched the fewest by an Irish team under Brey ... Ben Hansbrough scored his 1,000 career point and topped the 20-plus point mark for the eighth time in his career ... Jack Cooley's 11 points were a career high and the first time that he had scored in double figures.

GAME #3		NOTRE DAME	102
		CHICAGO STATE	62

November 17, 2010 • Notre Dame, Ind.
Purcell Pavilion at the Joyce Center

Chicago State	FG-A	3FG-A	FTA	REB	PF	TP	A	TO	BK	ST	MIN
Carl Montgomery	6-16	1-2	1-2	3-4	2	14	0	2	0	1	29
Hajji Martin	4-6	0-0	6-10	3-5	3	14	0	1	0	1	22
Christian Wall	4-12	2-5	4-4	0-4	4	14	5	2	1	2	35
Victor Scott	3-7	2-6	1-2	0-0	3	9	4	0	0	0	31
Antonio Lofton	0-3	0-2	1-2	0-1	3	1	4	3	0	0	18
Steve Martin Jr.	0-0	0-0	0-0	0-0	0	0	1	1	0	0	9
Ardarius Simmons	1-4	0-1	0-0	0-1	2	2	2	2	0	0	18
Jonathan Montgomery	3-9	2-4	0-0	0-1	4	8	1	0	0	1	24
Quincy Ukaigwe	0-3	0-0	0-0	0-3	3	0	0	0	0	0	11
Pawal Kielbasa	0-1	0-0	0-0	0-1	1	0	0	0	0	0	3
Team				1-1							
Totals	21-61	7-20	13-20	7-21-28	25	62	17	11	1	5	200
Total FG%	1st Half: 10-31, 32.3%			2nd Half: 11-30, 36.7%							Game: 34.4%
3-PT FG%	1st Half: 6-14, 42.9%			2nd Half: 1-6, 16.7%							Game: 35.0%
FT %	1st Half: 5-8, 62.5%			2nd Half: 8-12, 66.7%							Game: 65.0%

Notre Dame	FG-A	3FG-A	FTA	REB	PF	TP	A	TO	BK	ST	MIN
Tyrone Nash	4-6	0-0	3-4	6-4	2	11	7	1	0	0	26
Tim Abramaitis	6-15	1-8	8-9	3-7	0	21	7	0	1	1	30
Carleton Scott	6-8	3-4	2-2	2-9	1	7	0	2	3	1	23
Eric Atkins	4-7	2-4	2-2	1-2	3	12	5	1	0	0	32
Ben Hansbrough	7-13	6-10	2-5	1-4	2	22	6	2	0	0	30
Tom Kopko	0-2	0-1	0-0	1-0	0	0	0	0	0	0	7
Alex Dragicevich	1-2	0-0	2-2	0-1	0	4	0	0	0	0	7
Tom Knight	0-2	0-0	0-0	0-2	0	0	0	0	1	0	7
Joey Brooks	1-6	0-4	3-6	1-3	0	5	1	2	0	1	17
Mike Broghammer	2-4	0-0	0-2	2-2	3	4	0	1	0	0	10
Jack Cooley	3-4	0-0	0-2	3-5	1	6	0	0	1	0	13
Team				0-3							
Totals	34-69	12-31	22-34	20-39-59	15	102	29	9	6	3	200
Total FG%	1st Half: 18-33, 54.5%			2nd Half: 16-36, 44.4%							Game: 49.3%
3-PT FG%	1st Half: 4-15, 26.7%			2nd Half: 8-16, 50.0%							Game: 38.7%
FT %	1st Half: 12-20, 60.0%			2nd Half: 10-14, 71.4%							Game: 64.7%

Deadball Rebounds: 6
SCORE BY PERIODS
Chicago State 31 31 62
Notre Dame 52 50 102
OFFICIALS: Paul Janssen, Gene Steratore, Lamar Simpson
TECHNICALS: Chicago State - None. Notre Dame - None.
ATTENDANCE: 6,252
Notes: Eric Atkins started in place of Scott Martin who missed the game due to back spasms ... It marked the first time an Irish freshman had started a game since the 2006-07 season ... Ben Hansbrough topped the 20-point mark for the second time this season and ninth time in his career ... He also has reached double figures in 52 career outings (26 times at Notre Dame) ... His six three-pointers were a career high ... Tim Abramaitis and Tyrone Nash each notched their second career double ... Carleton Scott posted his fourth career double ... Notre Dame had three players with double doubles for the first time since Jan. 23, 2010 vs. DePaul ... Abramaitis registered his ninth career 20-plus point outing ... Notre Dame recorded its first 40-plus point victory since a 108-62 victory over Northern Illinois on Dec. 8, 2007 ... Notre Dame reached the 100-plus point mark for the 13th time during the Mike Brey era ... The Irish improved to 33-0 all-time in home games at Purcell Pavilion at the Joyce Center during the month of November under Brey.

GAME #2		NOTRE DAME	72
		LIBERTY	51

November 14, 2010 • Notre Dame, Ind.
Purcell Pavilion at the Joyce Center

Liberty	FG-A	3FG-A	FTA	REB	PF	TP	A	TO	BK	ST	MIN
Sommy Ogukwe	1-2	0-0	0-2	0-3	4	2	0	0	0	0	12
Evon Gordon	3-16	1-9	2-3	1-2	4	9	4	3	0	0	32
Dan Minaya	5-10	0-1	2-2	2-2	0	12	0	1	0	0	23
John Brown	5-11	0-0	0-0	5-7	4	10	2	3	0	3	33
Jesse Sanders	2-5	0-2	0-0	1-4	2	4	5	3	0	0	29
Chene Phillips	2-3	1-1	0-0	1-0	1	5	1	1	0	0	12
James Spencer	0-0	0-0	0-0	0-0	0	0	1	0	0	0	2
Jeremy Anderson	0-0	0-0	0-0	0-0	1	0	0	1	0	0	8
Joel Vander Pol	0-1	0-0	0-0	0-0	4	0	0	0	0	0	6
Antwan Burrus	0-3	0-0	0-0	0-1	5	0	1	2	1	0	19
John Caleb Sanders	3-5	3-4	0-0	1-0	1	9	0	1	0	0	10
Carter McMasters	0-3	0-0	0-0	1-2	0	0	0	0	1	0	14
Team				2-3							
Totals	21-59	5-17	4-7	14-22-36	26	51	14	15	2	3	200
Total FG%	1st Half: 10-26, 38.5%			2nd Half: 11-33, 33.3%							Game: 35.6%
3-PT FG%	1st Half: 2-8, 25.0%			2nd Half: 3-9, 33.3%							Game: 29.4%
FT %	1st Half: 0-0, 00.0%			2nd Half: 4-7, 57.1%							Game: 57.1%


Notre Dame	FG-A	3FG-A	FTA	REB	PF	TP	A	TO	BK	ST	MIN
Tyrone Nash	2-4	0-0	12-15	4-5	0	16	1	1	0	0	28
Tim Abramaitis	4-12	2-9	3-4	1-6	2	13	0	2	1	2	34
Carleton Scott	2-6	0-3	0-2	2-4	3	4	2	3	2	0	25
Scott Martin	2-9	1-5	1-4	2-1	0	6	3	2	1	1	29
Ben Hansbrough	7-13	5-8	0-0	0-2	3	19	4	1	0	1	34
Eric Atkins	4-7	2-3	0-0	0-1	0	10	4	1	0	0	22
Tom Kopko	0-0	0-0	0-0	0-0	0	0	0	0	0	0	1
Alex Dragicevich	0-0	0-0	0-0	0-0	0	0	0	0	0	0	1
Tom Knight	0-1	0-0	0-0	1-0	0	1	0	0	0	0	1
Joey Brooks	2-2	0-0	0-0	1-2	1	4	1	0	0	0	12
Mike Broghammer	0-1	0-0	0-0	1-0	0	0	0	0	0	0	1
Jack Cooley	0-0	0-0	0-0	2-2	2	0	0	2	0	0	12
Team				1-1							
Totals	23-55	10-28	16-25	16-26-42	11	72	16	12	4	4	200
Total FG%	1st Half: 12-27, 44.4%			2nd Half: 11-28, 39.3%							Game: 41.8%
3-PT FG%	1st Half: 7-15, 46.7%			2nd Half: 3-13, 23.1%							Game: 35.7%
FT %	1st Half: 10-15, 66.7%			2nd Half: 6-10, 60.0%							Game: 64.0%

Deadball Rebounds: 3
SCORE BY PERIODS
Liberty 22 29 51
Notre Dame 41 31 72
OFFICIALS: Ed Hightower, Gary Prager, Brent Hampton
TECHNICALS: Liberty - Team. Notre Dame - None.
ATTENDANCE: 6,478
Notes: Notre Dame and Liberty met for the second straight season ... The Irish have been victorious each of the two times the teams have played each other ... Tyrone Nash extended his Notre Dame consecutive games played streak to 52 ... Nash's 16 points tied a career best, while his 12 free throws established a career best ... Hansbrough reached double figures for the 51st in his career and 25th time in a Notre Dame uniform with his 19-point performance ... Hansbrough's five three-pointers also tied a career best with five three-pointers ... Mike Brey is 32-0 during his career in home games at Purcell Pavilion at the Joyce Center during the month of November.

GAME #4		NOTRE DAME	97
		MAINE	72

November 22, 2010 • Notre Dame, Ind.
Purcell Pavilion at the Joyce Center

Maine	FG-A	3FG-A	FTA	REB	PF	TP	A	TO	BK	ST	MIN
Troy Barnies	6-12	1-2	2-4	0-5	0	15	2	1	1	0	33
Sean McNally	2-4	0-0	0-0	0-2	4	4	0	0	1	1	17
Murphy Burnatowski	1-3	1-2	0-0	0-1	5	3	1	1	0	1	18
Raheem Singleton	4-9	2-4	2-3	0-0	2	12	2	2			

GAME #5		NOTRE DAME	89
		GEORGIA	83

November 25, 2010 • Orlando, Fla. (Old Spice Classic)
HP Fieldhouse at the ESPN Wide World of Sports Complex

Georgia	FG-A	3FG-A	FTA	REB	PF	TP	A	TO	BK	ST	MIN
Chris Barnes	1-1	0-0	0-0	1-4-5	3	2	0	0	0	1	19
Jeremy Price	0-0	0-0	3-4	1-3-4	5	3	1	0	1	1	20
Travis Leslie	9-16	1-3	4-6	5-4-9	4	23	3	2	0	5	47
Dustin Ware	3-13	3-13	0-0	0-1-1	2	9	5	1	0	1	45
Gerald Robinson	7-18	2-8	0-3	2-0-2	4	16	5	3	0	0	44
Marcus Thornton	1-1	0-0	0-0	0-0-0	0	2	0	1	0	0	4
Matt Bucklin	0-0	0-0	0-0	0-0-0	0	0	0	0	0	0	0+
Donte Williams	0-0	0-0	0-0	0-0-0	0	0	0	0	0	0	3
Connor Nolte	3-4	0-1	1-1	0-2-2	5	7	2	0	0	1	24
Sherrard Brantley	3-7	2-5	0-0	0-1-1	1	8	0	1	0	0	11
Trey Thompkins	5-13	1-4	2-6	2-8-10	3	13	3	4	3	1	33
Team			5-0-5								
Totals	32-73	9-34	10-20	16-23-39	27	83	19	12	4	9	250
Total FG%	1st Half: 15-29, 51.7%		2nd Half: 10-27, 37.0%		OT: 7-17, 41.2%						Game: 43.8%
3-PT FG%	1st Half: 4-14, 28.6%		2nd Half: 3-13, 23.1%		OT: 2-7, 28.6%						Game: 26.5%
FT %	1st Half: 3-3, 100.0%		2nd Half: 2-12, 16.7%		OT: 5-5, 100.0%						Game: 50.0%
Deadball Rebounds:	4										

Notre Dame	FG-A	3FG-A	FTA	REB	PF	TP	A	TO	BK	ST	MIN
Tyrone Nash	5-11	0-0	8-12	2-4-6	1	18	2	1	1	1	37
Tim Abromaitis	6-11	4-5	9-12	0-6-6	4	25	0	2	0	1	46
Carleton Scott	5-12	1-6	0-0	2-9-11	5	11	3	4	0	0	38
Scott Martin	2-3	0-1	2-4	0-2-2	1	6	0	2	0	0	26
Ben Hansbrough	3-9	1-3	6-9	3-2-5	4	13	2	5	0	0	45
Eric Atkins	3-6	1-2	2-2	1-3-4	1	9	1	1	0	0	38
Joey Brooks	0-0	0-0	0-0	0-0-0	0	0	0	1	0	0	2
Jack Cooley	2-5	0-0	3-4	3-1-4	0	7	2	0	0	0	18
Team			2-2-4								
Totals	26-57	7-17	30-43	13-29-42	16	89	10	16	1	2	250
Total FG%	1st Half: 9-24, 37.5%		2nd Half: 11-19, 57.9%		OT: 6-14, 42.9%						Game: 45.6%
3-PT FG%	1st Half: 3-10, 30.0%		2nd Half: 2-3, 66.7%		OT: 2-4, 50.0%						Game: 41.2%
FT %	1st Half: 4-8, 50.0%		2nd Half: 13-21, 61.9%		OT: 13-14, 92.9%						Game: 69.8%
Deadball Rebounds:	8;2										

SCORE BY PERIODS	1	2	OT	OT2	F
Georgia	37	25	7	14	83
Notre Dame	25	37	7	20	89

OFFICIALS: John Higgins, Marc Ellard, Rick Hartzell
TECHNICALS: Georgia - None. Notre Dame - None.
ATTENDANCE: 2,973

Notes: This was just the second meeting ever between the Irish and Bulldogs ... Mike Brey improved to 9-7 all-time versus teams from the SEC ... The Irish improved to 16-6 in in-season tournaments under Brey ... Notre Dame trailed at halftime for the first time this season and trailed by as many as 13 points in the second half ... The Irish used a 11-0 run to take the lead with 8:38 remaining ... The Irish improved to 6-7 all-time in overtime contests under Brey and this was the sixth double-overtime contest ... Notre Dame's last double-overtime victory was a 93-92 win over Georgetown at home on Dec. 1, 2003 ... Tim Abromaitis' 25 points marked the first time in his career that he scored 20-plus points in three consecutive games ... Tyrone Nash's 18 points marked a career high ... Carleton Scott registered his second double-double in the last three games.

GAME #7		NOTRE DAME	58
		WISCONSIN	51

November 28, 2010 • Orlando, Fla. (Old Spice Classic)
HP Fieldhouse at the ESPN Wide World of Sports Complex

Wisconsin	FG-A	3FG-A	FTA	REB	PF	TP	A	TO	BK	ST	MIN
Jon Leuer	6-16	3-7	4-4	1-4-5	1	19	1	2	0	1	38
Mike Bruesewitz	0-2	0-0	0-0	2-0-2	4	0	0	0	0	0	16
Keaton Nankivil	4-7	1-3	0-0	2-2-4	3	9	2	0	5	2	34
Jordan Taylor	6-19	2-7	0-0	0-4-4	5	14	5	1	0	0	38
Josh Gasser	0-3	0-1	0-0	0-3-3	5	0	2	0	0	0	22
Ben Brust	0-0	0-0	0-0	0-0-0	1	0	0	0	0	0	0+
Ryan Evans	1-3	0-0	0-0	1-4-5	1	2	1	0	0	0	16
Tim Jarmusz	1-4	1-4	0-0	0-1-1	1	3	1	0	0	2	21
Rob Wilson	0-1	0-1	0-0	0-3-3	0	0	2	0	0	0	9
Jared Berggren	2-2	0-0	0-0	0-1-1	1	4	0	1	0	0	6
Team			0-0-0								
Totals	20-57	7-23	4-4	6-22-28	22	51	14	4	5	5	200
Total FG%	1st Half: 9-31, 29.0%		2nd Half: 11-26, 42.3%								Game: 35.1%
3-PT FG%	1st Half: 1-10, 10.0%		2nd Half: 6-13, 46.2%								Game: 30.4%
FT %	1st Half: 0-0, 00.0%		2nd Half: 4-4, 100.0%								Game: 100.0%
Deadball Rebounds:	1;1										

Notre Dame	FG-A	3FG-A	FTA	REB	PF	TP	A	TO	BK	ST	MIN
Tyrone Nash	2-9	0-0	4-7	4-2-6	1	8	3	2	0	0	26
Tim Abromaitis	3-11	0-2	4-4	1-8-9	2	10	0	2	0	0	36
Carleton Scott	4-8	2-5	2-2	2-5-7	3	12	0	2	3	0	38
Scott Martin	1-4	0-0	4-5	2-5-7	0	6	1	0	0	0	27
Ben Hansbrough	4-10	1-4	1-1	2-4-6	2	10	1	1	0	1	38
Eric Atkins	3-6	1-3	5-6	0-3-3	0	12	2	2	0	0	28
Jack Cooley	0-0	0-0	0-0	1-1-2	0	0	0	0	0	0	7
Team			1-2-3								
Totals	17-48	4-14	20-25	13-30-43	8	58	7	9	3	1	200
Total FG%	1st Half: 7-22, 31.8%		2nd Half: 10-26, 38.5%								Game: 35.4%
3-PT FG%	1st Half: 3-7, 42.9%		2nd Half: 1-7, 14.3%								Game: 28.6%
FT %	1st Half: 5-7, 71.4%		2nd Half: 15-18, 83.3%								Game: 80.0%
Deadball Rebounds:	0										

SCORE BY PERIODS	1	2	F
Wisconsin	19	32	52
Notre Dame	22	36	58

OFFICIALS: John Higgins, Rick Crawford, Mike Stephens
TECHNICALS: Wisconsin - None. Notre Dame - None.
ATTENDANCE: 3,428

Notes: Notre Dame's win against Wisconsin to claim the 2010 Old Spice Classic title was the first in-season tournament championship for the Irish since winning the BB&T Classic in 2002 ... The win helped Notre Dame match its best start (7-0) under Mike Brey ... The Irish and Badgers met for the 28th time and the first time since Dec. 11, 1968 ... Notre Dame now leads the all-time series 18-10 ... The Irish improved to 18-6 under Mike Brey in in-season tournaments ... Eric Atkins matched his career-high with 12 points ... Notre Dame trailed by 11 (43-32) with 10:40 to play and then closed out the game with a 26-8 run ... The Irish held the Badgers to just one field goal in the final 4:18 of the contest ... Scott and Tim Abromaitis were named to the All-Tournament Team and Abromaitis was also named the tournament's Most Valuable Player.

GAME #6		NOTRE DAME	57
		CALIFORNIA	44

November 26, 2010 • Orlando, Fla. (Old Spice Classic)
HP Fieldhouse at the ESPN Wide World of Sports Complex

Notre Dame	FG-A	3FG-A	FTA	REB	PF	TP	A	TO	BK	ST	MIN
Tyrone Nash	4-11	0-0	3-6	1-4-5	4	11	3	4	1	1	33
Tim Abromaitis	2-10	0-4	3-5	3-8-11	1	7	2	1	2	0	37
Carleton Scott	5-17	0-9	6-6	0-10-10	1	16	2	1	3	2	35
Scott Martin	2-8	0-3	7-8	1-5-6	1	11	1	0	1	0	26
Ben Hansbrough	1-3	1-3	4-6	1-5-6	3	7	1	2	0	1	30
Eric Atkins	1-2	0-1	2-4	0-0-0	2	4	2	1	0	0	26
Joey Brooks	0-0	0-0	0-0	0-0-0	1	0	0	0	0	0	5
Jack Cooley	0-3	0-0	1-2	1-1-2	2	1	1	0	0	0	8
Team			4-1-5								
Totals	15-54	1-20	26-37	11-34-45	15	57	12	10	8	4	200
Total FG%	1st Half: 9-32, 28.1%		2nd Half: 6-22, 27.3%								Game: 27.8%
3-PT FG%	1st Half: 0-13, 00.0%		2nd Half: 1-7, 14.3%								Game: 5.0%
FT %	1st Half: 3-5, 60.0%		2nd Half: 23-32, 71.9%								Game: 70.3%
Deadball Rebounds:	4;1										

California	FG-A	3FG-A	FTA	REB	PF	TP	A	TO	BK	ST	MIN
Harper Kamp	3-10	0-0	3-4	1-6-7	4	9	1	4	1	0	27
Markhuri Sanders-Frison	1-6	0-0	1-2	0-9-9	5	3	0	0	1	0	24
Jorge Gutierrez	3-13	1-2	0-0	0-3-3	3	7	4	4	1	2	36
Gary Franklin	3-14	3-12	0-0	0-2-2	4	9	3	2	0	0	28
Allon Crabbe	3-8	2-6	2-2	2-8-10	3	10	0	1	1	0	34
Nigel Carter	0-1	0-0	0-0	0-0-0	3	0	0	0	1	0	8
Brandon Smith	1-2	0-0	0-0	0-2-2	1	2	0	2	0	1	13
Bak Bak	0-0	0-0	0-0	0-1-1	1	0	0	0	0	0	2
Richard Solomon	2-7	0-1	0-1	4-2-6	4	4	0	2	1	1	25
Emerson Murray	0-0	0-0	0-0	0-0-0	0	0	0	0	0	0	3
Team			3-1-4								
Totals	16-61	6-21	6-9	10-34-44	28	44	8	15	6	4	200
Total FG%	1st Half: 2-25, 8.0%		2nd Half: 14-36, 38.9%								Game: 26.2%
3-PT FG%	1st Half: 0-8, 25.0%		2nd Half: 6-13, 46.2%								Game: 28.6%
FT %	1st Half: 1-2, 50.0%		2nd Half: 5-7, 71.4%								Game: 66.7%
Deadball Rebounds:	3;1										

SCORE BY PERIODS	1	2	F
Notre Dame	21	36	57
California			

GAME #9		NOTRE DAME	58
		KENTUCKY	72

December 8, 2010 • Louisville, Ky. (SEC/BIG EAST Invitational)

Freedom Hall

Notre Dame	FG-A	3FG-A	FT-A	REB	PF	TP	A	TO	BK	ST	MIN
Tyrone Nash	3-7	0-0	2-4	1-1-2	2	8	1	4	0	1	25
Tim Abromaitis	1-7	0-4	2-2	1-7-8	1	4	2	1	1	0	31
Carleton Scott	4-11	0-4	2-3	2-6-8	3	10	1	0	2	0	31
Scott Martin	3-8	1-4	0-0	1-4-5	4	7	1	0	0	0	27
Ben Hansbrough	7-15	5-9	2-3	0-0-0	4	21	2	3	0	0	38
Eric Atkins	0-4	0-2	4-6	3-2-5	2	4	4	1	0	0	31
Joey Brooks	0-0	0-0	0-0	0-0-0	0	0	0	0	0	0	4
Jack Cooley	2-3	0-0	0-2	1-4-5	3	4	2	1	0	0	13
Team				1-0-1							
Totals	20-55	6-23	12-20	10-24-34	19	58	13	10	3	2	200
Total FG%	1st Half: 14-25, 56.0%			2nd Half: 6-30, 20.0%			Game: 36.4%				
3-PT FG%	1st Half: 5-10, 50.0%			2nd Half: 1-13, 7.7%			Game: 26.1%				
FT %	1st Half: 7-10, 70.0%			2nd Half: 5-10, 50.0%			Game: 60.0%				
Deadball Rebounds:	4										

Kentucky	FG-A	3FG-A	FT-A	REB	PF	TP	A	TO	BK	ST	MIN
Terrence Jones	9-18	2-5	7-10	2-15-17	0	27	3	1	2	1	38
Josh Harrellson	0-2	0-0	0-0	4-5-9	2	0	0	1	0	1	20
Darius Miller	1-5	1-2	4-6	2-3-5	3	7	2	2	0	0	37
Brandon Knight	7-17	2-6	4-4	1-3-4	4	20	5	2	0	1	39
DeAndre Liggins	2-4	2-4	0-0	1-0-1	2	6	0	3	0	0	26
Stacey Poole	1-1	1-1	0-0	1-0-1	0	3	0	0	0	0	2
Jon Hood	1-2	1-1	0-0	0-0-0	2	3	0	0	0	0	4
Doron Lamb	2-8	0-5	2-2	0-2-2	3	6	1	0	0	0	25
Eloy Vargas	0-0	0-0	0-0	0-1-1	0	0	0	0	0	1	9
Team				2-0-2							
Totals	23-57	9-24	17-22	13-29-42	16	72	11	9	2	4	200
Total FG%	1st Half: 15-30, 50.0%			2nd Half: 8-27, 29.6%			Game: 40.4%				
3-PT FG%	1st Half: 4-9, 44.4%			2nd Half: 5-15, 33.3%			Game: 37.5%				
FT %	1st Half: 6-8, 75.0%			2nd Half: 11-14, 78.6%			Game: 77.3%				
Deadball Rebounds:	2										

SCORE BY PERIODS	1	2	F
Notre Dame	40	18	58
Kentucky	40	32	72

OFFICIALS: John Cahill, Tony Greene, Jamie Luckie
TECHNICALS: Notre Dame - None, Kentucky - None.
ATTENDANCE: 17,404
Notes: Notre Dame made its first-ever appearance in the SEC/BIG EAST Invitational ... The Irish lost at Freedom Hall for the 11th straight time and have not won there since Jan. 31, 1988 ... Notre Dame fell to 18-42 all-time against Kentucky ... The 18 second-half points scored by the Irish matched the fewest ever in a second half under Mike Brey ... Notre Dame's 20.0 field goal shooting percentage was the lowest ever in the second half by an Irish team under Brey ... The Irish were outrebounded for the first time this season ... Ben Hansbrough topped the 20-plus point mark for the fourth time in 2010-11 and 11th time during his career ... Carleton Scott netted double figures for the seventh consecutive game, the longest double-figure scoring streak of his career.

GAME #11		NOTRE DAME	88
		STONY BROOK	62

December 19, 2010 • Notre Dame, Ind.

Purcell Pavilion at the Joyce Center

Stony Brook	FG-A	3FG-A	FT-A	REB	PF	TP	A	TO	BK	ST	MIN
Danny Carter	1-2	0-1	0-0	2-3-5	1	2	1	2	0	1	19
Al Rapier	1-5	0-0	0-0	1-2-3	3	2	2	3	0	1	19
Anthony Mayo	3-7	0-0	0-0	1-3-4	2	6	0	0	1	0	20
Bryan Dougher	1-9	1-4	0-0	0-0-0	0	3	0	1	0	0	25
Marcus Rouse	6-11	2-4	1-2	1-2-3	2	15	2	0	0	1	26
Prebye Prebony	1-3	0-0	2-2	1-3-4	1	4	4	0	1	0	16
Anthony Jackson	5-8	2-5	0-0	1-2-3	3	12	1	1	0	1	15
Dave Coley	5-13	1-2	0-0	0-4-4	1	11	0	1	0	0	24
Leonard Hayes	0-0	0-0	0-0	0-1-1	1	0	1	0	0	0	4
Aric McAlister	1-2	0-0	0-0	1-0-1	2	2	0	0	0	1	13
Dallis Joyner	2-9	0-0	1-4	2-0-2	1	5	0	0	0	0	19
Team				1-0-1							
Totals	26-69	6-16	4-8	12-21-33	17	62	11	8	2	5	200
Total FG%	1st Half: 12-33, 36.4%			2nd Half: 14-36, 38.9%			Game: 37.7%				
3-PT FG%	1st Half: 3-6, 50.0%			2nd Half: 3-10, 30.0%			Game: 37.5%				
FT %	1st Half: 1-2, 50.0%			2nd Half: 3-6, 50.0%			Game: 50.0%				
Deadball Rebounds:	2										

Notre Dame	FG-A	3FG-A	FT-A	REB	PF	TP	A	TO	BK	ST	MIN
Tyrone Nash	1-4	0-0	2-2	1-5-6	2	4	2	2	2	1	26
Tim Abromaitis	8-13	2-5	4-5	2-6-8	0	22	3	2	2	1	31
Carleton Scott	8-8	4-4	0-0	2-2-4	0	20	5	1	0	0	26
Scott Martin	4-6	1-1	0-0	1-5-6	1	9	3	0	0	2	21
Ben Hansbrough	4-14	2-7	4-4	0-4-4	2	14	8	0	0	1	28
Eric Atkins	1-3	0-1	0-0	0-3-3	2	2	5	2	0	0	29
Tom Kopko	0-0	0-0	0-0	0-0-0	0	0	1	0	0	0	2
Alex Dragicevich	0-0	0-0	0-0	0-0-0	0	0	0	0	0	0	4
Tom Knight	0-2	0-0	0-0	0-1-1	0	0	0	0	0	0	4
Joey Brooks	3-5	0-0	0-0	0-2-2	2	6	1	2	0	0	10
Mike Broghammer	2-4	0-0	0-0	0-0-0	0	4	0	0	0	0	9
Jack Cooley	3-4	0-0	1-1	1-2-3	1	7	0	0	1	0	10
Team											
Totals	34-63	9-18	11-12	9-33-42	10	88	28	9	5	4	200
Total FG%	1st Half: 15-31, 48.4%			2nd Half: 19-32, 59.4%			Game: 54.0%				
3-PT FG%	1st Half: 4-11, 36.4%			2nd Half: 5-7, 71.4%			Game: 50.0%				
FT %	1st Half: 7-8, 87.5%			2nd Half: 4-4, 100.0%			Game: 91.7%				
Deadball Rebounds:	0										

SCORE BY PERIODS	1	2	F
Stony Brook	28	34	62
Notre Dame	41	47	88

OFFICIALS: Ed Corbett, Les Jones, Lamar Simpson
TECHNICALS: Stony Brook - None, Notre Dame - None
ATTENDANCE: 6,211
Notes: Carleton Scott topped the 20-point mark for the second straight game and second time in his career as he extended his current double-figure scoring streak to a personal best nine consecutive games ... With his eight-for-eight performance from the field, Scott equaled the best field goal percentage by an Irish player since Torin Francis hit on all eight of his field goal attempts against Maryland on Dec. 7, 2002 ... His five assists also marked a career best ... Ben Hansbrough has faltered at three-point field in 15 consecutive games ... Notre Dame dished out 20-plus assists for the fifth time this season and the 28 assists were the second-highest total of the season ... Tim Abromaitis reached double figures for the ninth time and tallied 20-plus points for the fifth time (13th in his career) ... The Irish eclipsed the 80-point mark for the seventh time and the 41 first-half points marked the seventh time this season that the Irish had netted 40-plus points in the first half ... Notre Dame has outrebounded 10 of its 11 opponents.

GAME #10		NOTRE DAME	83
		GONZAGA	79

December 11, 2010 • Notre Dame, Ind.

Purcell Pavilion at the Joyce Center

Gonzaga	FG-A	3FG-A	FT-A	REB	PF	TP	A	TO	BK	ST	MIN
Elias Harris	6-9	1-2	6-6	1-4-5	5	19	4	2	1	1	24
Mathis Monninghoff	1-2	1-1	0-0	0-1-1	1	3	1	0	0	0	13
Robert Sacre	8-13	0-0	0-0	1-5-6	5	16	1	2	2	0	36
Demetri Goodson	0-4	0-1	0-0	1-0-1	5	0	4	0	0	1	25
Steven Gray	6-13	5-10	1-2	0-2-2	5	18	8	1	0	0	37
Marquise Carter	2-5	0-1	1-2	0-0-0	1	5	1	0	0	1	14
Mangisto Arop	5-6	4-5	2-2	0-5-5	2	16	0	3	0	0	32
David Stockton	0-0	0-0	0-0	0-0-0	0	0	0	0	0	0	0+
Kelly Olynyk	0-2	0-0	0-0	0-1-1	1	0	1	0	0	0	11
Michael Hart	0-0	0-0	0-0	0-0-0	0	0	0	0	0	0	1
Sam Dowler	1-1	0-0	0-0	0-0-0	2	2	0	1	0	0	7
Team				2-4-6							
Totals	29-55	11-20	10-12	5-22-27	27	79	20	9	3	3	200
Total FG%	1st Half: 14-26, 53.8%			2nd Half: 15-29, 51.7%			Game: 52.7%				
3-PT FG%	1st Half: 5-9, 55.6%			2nd Half: 6-11, 54.5%			Game: 55.0%				
FT %	1st Half: 4-4, 100.0%			2nd Half: 6-8, 75.0%			Game: 83.3%				
Deadball Rebounds:	1										

Notre Dame	FG-A	3FG-A	FT-A	REB	PF	TP	A	TO	BK	ST	MIN
Tyrone Nash	1-2	0-0	1-1	0-1-1	4	3	5	1	0	1	24
Tim Abromaitis	7-13	4-6	3-3	2-6-8	1	21	4	1	0	0	39
Carleton Scott	6-9	3-5	8-9	1-3-4	1	23	2	1	1	0	21
Scott Martin	3-6	2-3	1-2	1-2-3	4	9	2	3	0	0	35
Ben Hansbrough	3-7	1-2	6-9	0-3-3	2	13	3	2	0	1	36
Eric Atkins	3-9	1-4	5-10	1-6-7	2	12	3	0	0	1	34
Joey Brooks	0-0	0-0	0-2	0-0-0	0	0	0	0	0	0	1
Mike Broghammer	0-0	0-0	0-0	1-0-1	0	0	0	0	0	0	1
Jack Cooley	1-2	0-0	0-0	0-1-1	3	2	0	0	1	2	9
Team				0-1-1							
Totals	24-48	11-20	24-36	6-22-28	17	83	19	8	2	6	200
Total FG%	1st Half: 14-27, 51.9%			2nd Half: 10-21, 47.6%			Game: 50.0%				
3-PT FG%	1st Half: 6-11, 54.5%			2nd Half: 5-9, 55.6%			Game: 55.0%				
FT %	1st Half: 9-14, 64.3%			2nd Half: 15-22, 68.2%			Game: 66.7%				
Deadball Rebounds:	8										

SCORE BY PERIODS	1	2	F
Gonzaga	37	42	79
Notre Dame	43	40	83

OFFICIALS: John Cahill, Karl Hess, Jeff Clark
TECHNICALS: Gonzaga - Sam Dowler, Notre Dame - Jack Cooley.
ATTENDANCE: 8,570
Notes: Notre Dame is off to a 9-1 start for the second straight year ... This was the first-ever meeting between the Irish and the Zags ... Carleton Scott's 23 points marked a career-high and was the first time in his career with 20-plus points ... Scott's current eight-game double-figure scoring streak is the longest of his career and his three three-pointers matched his career high ... He also became the third different Irish player to score 20-plus points in a game ... Tim Abromaitis' 21 points marked the fourth 20-plus point outing of the season ... Eric Atkins matched his career high with his 12-point effort and reached double figures for the fourth time while his seven rebounds marked a personal best ... Notre Dame's 11 three-pointers marked the fourth time this season the Irish had 10-plus three-pointers in a game.

GAME #12		NOTRE DAME	93
		UMBC	53

December 22, 2010 • Notre Dame, Ind.

Purcell Pavilion at the Joyce Center


UMBC	FG-A	3FG-A	FT-A	REB	PF	TP	A	TO	BK	ST	MIN
Adrian Satchell	1-6	0-0	1-2	3-6-9	3	3	1	3	0	1	23
Justin Fry	2-5	0-0	0-0	0-0-0	3	4	1	2	0	0	14
Bakari Smith	1-2	0-0	0-0	2-3-5	2	2	0	1	0	2	20
Chris De La Rosa	7-14	1-3	0-0	0-5-5	2	15	3	2	0	2	37
Travis King	2-8	0-5	0-0	1-2-3	0	4	1	0	0	2	23
Jamar Wertz	4-6	2-4	1-2	1-1-2	1						


GAME #13	G	NOTRE DAME		69							
		GEORGETOWN		55							
December 29, 2010 • Notre Dame, Ind. Purcell Pavilion at the Joyce Center											
Georgetown	FG-A	3FG-A	FTA	REB	PF	TP	A	TO	BK	ST	MIN
Hollis Thompson	2-4	0-2	0-0	1-5-6	2	4	0	3	0	1	19
Julian Vaughn	2-4	0-0	0-0	0-3-3	4	4	2	0	2	0	17
Chris Wright	1-9	0-5	1-3	0-1-1	4	3	6	3	0	0	34
Austin Freeman	9-16	1-4	2-4	1-2-3	3	21	3	4	0	1	36
Jason Clark	3-9	2-8	0-0	1-4-5	1	8	2	2	0	3	35
Markel Starks	0-0	0-0	0-0	0-0-0	0	0	0	0	0	0	1
Vee Sanford	2-4	0-0	2-2	2-2-4	2	6	0	0	1	0	12
Henry Sims	2-5	0-1	0-0	2-5-7	4	4	2	1	2	1	23
Jerrelle Benimon	0-0	0-0	0-0	1-1-2	2	0	0	0	1	0	10
Nate Lubick	2-3	1-1	0-0	0-0-0	2	5	1	1	0	0	13
Team				2-0-2							1
Totals	23-54	4-22	5-9	10-23-33	24	55	16	15	6	6	200
Total FG%	1st Half: 10-28, 35.7%			2nd Half: 13-26, 50.0%			Game: 42.6%				
3-PT FG%	1st Half: 3-13, 23.1%			2nd Half: 1-9, 11.1%			Game: 18.2%				
FT %	1st Half: 3-7, 42.9%			2nd Half: 2-2, 100.0%			Game: 55.6%				
Deadball Rebounds: 1											
Notre Dame	FG-A	3FG-A	FTA	REB	PF	TP	A	TO	BK	ST	MIN
Tyrone Nash	5-11	0-0	5-6	6-4-10	2	15	3	2	1	0	33
Tim Abromaitis	6-12	5-7	3-3	1-3-4	1	20	1	3	0	1	39
Carleton Scott	0-6	0-4	4-4	0-7-7	2	4	1	2	2	3	37
Scott Martin	5-9	1-1	0-4	0-3-3	1	11	1	1	0	1	30
Ben Hansbrough	3-11	1-1	10-10	3-3-6	3	17	3	2	0	2	37
Eric Atkins	0-2	0-1	0-0	1-0-1	4	0	2	1	0	0	19
Jack Cooley	1-1	0-0	0-0	0-1-0	0	2	0	0	0	0	5
Team				0-3-3							1
Totals	20-52	7-16	22-27	11-24-35	13	69	14	11	3	6	200
Total FG%	1st Half: 10-27, 37.0%			2nd Half: 10-25, 40.0%			Game: 38.5%				
3-PT FG%	1st Half: 3-8, 37.5%			2nd Half: 4-8, 50.0%			Game: 43.8%				
FT %	1st Half: 11-14, 78.6%			2nd Half: 11-13, 84.6%			Game: 81.5%				
Deadball Rebounds: 3											
SCORE BY PERIODS	1		2		F						
Georgetown	26		29		55						
Notre Dame	34		35		69						
OFFICIALS:	Pat Driscoll, Mike Roberts, Karl Hess										
TECHNICALS:	Georgetown - None, Notre Dame - None										
ATTENDANCE:	9,149										

GAME #15	G	NOTRE DAME		73							
		CONNECTICUT		70							
January 4, 2011 • Notre Dame, Ind. Purcell Pavilion at the Joyce Center											
Connecticut	FG-A	3FG-A	FTA	REB	PF	TP	A	TO	BK	ST	MIN
Roscoe Smith	5-8	0-1	1-2	1-3-4	2	11	0	0	1	0	32
Alex Oriakhi	0-3	0-0	0-0	0-6-6	5	0	2	3	2	0	23
Charles Okwandu	1-2	0-0	0-0	0-1-1	2	2	1	0	1	1	17
Jeremy Lamb	3-5	2-3	0-0	3-1-4	2	8	0	1	0	0	20
Kemba Walker	8-23	0-5	3-3	0-7-7	4	19	5	3	1	3	37
Donnell Beverly	0-0	0-0	0-0	0-1-1	0	0	1	0	0	0	8
Jamal Coombs-McDaniel	4-7	1-2	0-0	2-2-4	2	9	0	1	0	0	17
Niels Giffey	1-4	1-3	0-0	0-0-0	0	3	2	0	0	1	10
Tyler Olander	0-1	0-0	0-0	1-1-2	3	0	0	1	0	0	8
Shabazz Napier	4-6	3-4	7-7	1-1-2	3	18	5	3	1	1	28
Team				2-0-2							2
Totals	26-59	7-18	11-12	10-23-33	23	70	16	12	6	6	200
Total FG%	1st Half: 12-30, 40.0%			2nd Half: 14-29, 48.3%			Game: 44.1%				
3-PT FG%	1st Half: 3-8, 37.5%			2nd Half: 4-10, 40.0%			Game: 38.9%				
FT %	1st Half: 3-4, 75.0%			2nd Half: 8-8, 100.0%			Game: 91.7%				
Deadball Rebounds: 0											
Notre Dame	FG-A	3FG-A	FTA	REB	PF	TP	A	TO	BK	ST	MIN
Tyrone Nash	3-8	0-0	5-6	3-4-7	4	11	3	1	3	0	26
Tim Abromaitis	6-9	3-5	4-10	1-6-7	2	19	1	3	1	2	39
Eric Atkins	2-6	1-2	2-5	0-1-1	2	7	5	0	0	3	39
Scott Martin	4-12	2-6	3-4	1-2-3	4	13	2	2	1	0	31
Ben Hansbrough	7-16	2-6	5-6	2-3-5	2	21	4	2	0	1	40
Joey Brooks	0-0	0-0	0-0	0-0-0	1	0	0	0	0	0	7
Jack Cooley	1-2	0-0	0-0	2-4-6	2	2	0	0	0	1	18
Team				3-4-7							1
Totals	23-53	8-19	19-31	12-24-36	17	73	15	8	5	7	200
Total FG%	1st Half: 12-29, 41.4%			2nd Half: 11-24, 45.8%			Game: 43.4%				
3-PT FG%	1st Half: 7-14, 50.0%			2nd Half: 1-5, 20.0%			Game: 42.1%				
FT %	1st Half: 7-12, 58.3%			2nd Half: 12-19, 63.2%			Game: 61.3%				
Deadball Rebounds: 3											
SCORE BY PERIODS	1		2		F						
Connecticut	30		40		70						
Notre Dame	38		35		73						
OFFICIALS:	Tim Higgins, James Breeding, Mike Roberts										
TECHNICALS:	Connecticut - None, Notre Dame - None										
ATTENDANCE:	7,291										
Notes:	Mike Brey earned his 100th BIG EAST career regular-season victory and is one of only six coaches in league history with 100 regular-season wins ... This was the seventh time in the last eight games where the final outcome was decided by nine or fewer points and was the Irish's closest win in the series since a 68-66 win at home on Feb. 12, 2000 (also the closest win this season) ... Notre Dame was facing its third straight top-10 opponent ... The Irish had not faced three consecutive top-10 opponents since the 2002-03 campaign ... The back-to-back home wins against Georgetown and Connecticut were the first against top-10 teams for a Notre Dame team since the 1960-61 season ... Tim Abromaitis reached double figures for the 13th time in 2010-11 ... Ben Hansbrough scored in double figures for the ninth straight game and 14th time this season ... His 21 points marked the fifth time that he has netted 20-plus points in a game (12th time in his career and eighth time at Notre Dame) ... Scott Martin scored in double figures for the fourth straight game ... Tyrone Nash scored in double figures for the eighth time this season ... The game marked the 10th time this season that Notre Dame has had at least four players in double figures ... Notre Dame is 10-0 at home this season.										


GAME #14	S	NOTRE DAME		58							
		SYRACUSE		70							
January 1, 2011 • Syracuse, N.Y. Carrier Dome											
Notre Dame	FG-A	3FG-A	FTA	REB	PF	TP	A	TO	BK	ST	MIN
Tyrone Nash	2-4	0-0	1-2	3-3-6	1	5	1	1	1	0	36
Tim Abromaitis	6-15	3-6	0-1	3-4-7	3	15	2	4	0	1	38
Carleton Scott	4-5	1-2	0-0	0-0-0	3	9	2	2	0	0	25
Scott Martin	3-9	0-2	4-4	1-6-7	2	10	6	5	1	1	34
Ben Hansbrough	5-13	2-8	0-0	0-3-3	2	12	5	0	0	2	37
Eric Atkins	1-5	1-3	0-0	1-0-1	2	3	2	2	0	2	16
Tom Knight	0-0	0-0	0-0	0-0-0	0	0	0	0	0	0	0+
Joey Brooks	0-0	0-0	0-0	0-0-0	0	0	0	0	0	0	1
Mike Broghammer	0-0	0-0	0-0	0-0-0	0	0	0	0	0	0	1
Jack Cooley	2-3	0-0	0-0	1-1-2	2	4	0	0	0	0	12
Team				2-0-2							1
Totals	23-54	7-21	5-7	11-17-28	15	58	18	15	3	6	200
Total FG%	1st Half: 13-30, 43.3%			2nd Half: 10-24, 41.7%			Game: 42.6%				
3-PT FG%	1st Half: 4-13, 30.8%			2nd Half: 3-8, 37.5%			Game: 33.3%				
FT %	1st Half: 3-5, 60.0%			2nd Half: 2-2, 100.0%			Game: 71.4%				
Deadball Rebounds: 1											
Syracuse	FG-A	3FG-A	FTA	REB	PF	TP	A	TO	BK	ST	MIN
Rick Jackson	4-9	0-0	4-8	4-1-5	1	12	3	2	6	1	36
Kris Joseph	8-17	2-5	0-0	1-7-8	2	18	0	2	0	2	39
Fab Melo	0-1	0-0	0-0	1-0-1	1	0	0	1	0	1	7
Scottp Jardine	5-9	1-4	4-6	0-2-2	2	15	9	5	0	1	36
Brandon Triche	3-6	0-2	0-0	3-1-4	0	6	0	1	0	0	18
Dion Waiters	2-7	0-2	1-1	0-3-3	3	5	2	0	0	2	26
C.J. Fair	1-1	0-0	0-0	1-2-3	0	2	0	0	0	0	4
Baye Moussa Keita	0-0	0-0	0-0	0-1-1	1	0	0	0	0	0	11
James Southerland	5-7	2-4	0-0	1-2-3	2	12	1	0	1	3	23
Team				4-2-6							1
Totals	28-57	5-17	9-15	15-21-36	12	70	15	11	7	10	200
Total FG%	1st Half: 13-29, 44.8%			2nd Half: 15-28, 53.6%			Game: 49.1%				
3-PT FG%	1st Half: 2-8, 25.0%			2nd Half: 3-9, 33.3%			Game: 29.4%				
FT %	1st Half: 6-10, 60.0%			2nd Half: 3-5, 60.0%			Game: 60.0%				
Deadball Rebounds: 3											
SCORE BY PERIODS	1		2		F						
Notre Dame	33		25		58						
Georgetown	34		36		70						
OFFICIALS:	John Cahill, Mike Eades, Michael Stephens										
TECHNICALS:	Notre Dame - None, Syracuse - None										
ATTENDANCE:	23,058										
Notes:	Notre Dame played its second top-10 team for the second consecutive game ... The Irish lost its third straight to the Orange and fell to 3-9 all-time at the Carrier Dome ... Mike Brey is now 5-12 all-time against Syracuse ... Tim Abromaitis had his four-game 20-plus point streak snapped ... Notre Dame's 15 turnovers were the second-most this season ... The Orange's 49.1 percent field goal percentage was the best against the Irish to date ... Notre Dame was outrebounded for just the second time this season ... Syracuse's 10 steals were the most by an Irish opponent ... Scott Martin netted double figures for a season-high third consecutive contest ... Notre Dame's five three throws made and seven attempted were both season lows.										

GAME #16	SJ	NOTRE DAME		76							
		ST. JOHN'S		61							
January 8, 2011 • Notre Dame, Ind. Purcell Pavilion at the Joyce Center											
St. John's	FG-A	3FG-A	FTA	REB	PF	TP	A	TO	BK	ST	MIN
Dwayne Polee II	5-8	0-1	2-3	3-3-6	4	12	1	2	1	1	31
Dele Coker	1-3	0-0	1-2	0-0-0	1	3	0	0	0	0	11
Justin Brownlee	7-18	1-4	2-2	2-5-7	3	17	1	1	0	1	34
D.J. Kennedy	2-7	0-2	4-4	2-4-6	4	8	0	2	1	0	25
Dwight Hardy	2-5	0-1	4-4	0-0-0	2	8	2	4	0	2	31
Malik Boothe	1-1	0-0	2-2	0-1-1	4	4	3	1	0	1	14
Sean Evans	0-2	0-0	0-0	1-0-1	0	0	0	0	0	0	3
Paris Horne	3-7	1-3	2-2	0-3-3	2	9	2	2	0	1	29
Justin Burrell	0-3	0-0	0-0	1-2-3	2	0	2	1	0	0	16
Malik Stith	0-1	0-0	0-0	0-1-1	0	0	0	0	0	0	6
Team				0-3-3							0
Totals	21-55	2-11	17-19	9-22-31	22	61	9	15	3	6	200
Total FG%	1st Half: 10-27, 37.0%			2nd Half: 11-28, 39.3%							

GAME #17		NOTRE DAME MARQUETTE	57 79								
January 10, 2011 • Milwaukee, Wis. Bradley Center											
Notre Dame	FG-A	3FG-A	FTA	REB	PF	TP	A	TO	BK	ST	MIN
Tyrone Nash	2-5	0-0	2-4	3-2-5	4	6	5	2	0	0	26
Tim Abromaitis	4-8	1-3	1-1	0-4-4	4	10	0	3	0	1	33
Eric Atkins	5-10	1-6	4-5	0-0-0	3	15	2	0	0	1	35
Scott Martin	4-15	1-6	1-2	3-8-11	4	10	1	3	0	0	36
Ben Hansbrough	3-9	0-1	3-3	0-2-2	2	9	2	4	0	3	36
Alex Dragicevich	1-1	0-0	0-0	0-0-0	0	2	1	0	0	0	4
Tom Knight	0-0	0-0	0-0	1-0-1	0	0	0	0	0	0	2
Joey Brooks	1-2	0-0	1-2	1-0-1	3	3	0	0	0	0	17
Mike Broghammer	1-1	0-0	0-0	0-0-0	0	2	0	0	0	0	2
Jack Cooley	0-2	0-0	0-0	1-2-3	0	0	0	0	0	0	9
Team				0-1-1							1
Totals	21-53	3-16	12-17	9-19-28	20	57	11	13	0	7	200
Total FG%	1st Half: 11-29, 37.9%			2nd Half: 10-24, 41.7%							Game: 39.6%
3-PT FG%	1st Half: 2-9, 22.2%			2nd Half: 1-7, 14.3%							Game: 18.8%
FT %	1st Half: 4-6, 66.7%			2nd Half: 8-11, 72.7%							Game: 70.6%
Deadball Rebounds: 3											
Marquette	FG-A	3FG-A	FTA	REB	PF	TP	A	TO	BK	ST	MIN
Joe Crowder	6-12	4-6	2-2	1-6-7	3	18	1	0	0	1	34
Jimmy Butler	5-8	0-0	5-7	3-3-6	2	15	4	1	0	1	37
Chris Otule	3-4	0-0	2-4	1-2-3	3	8	0	1	2	0	18
Darius Johnson-Odom	4-9	3-5	2-2	0-2-2	4	13	5	3	0	1	27
Dwight Buycks	7-9	5-5	2-2	1-3-4	0	21	1	4	0	1	34
Vander Blue	0-3	0-0	2-4	1-2-3	2	2	1	2	0	0	20
Junior Cadougan	0-1	0-0	0-0	0-1-1	2	0	4	1	0	0	18
Erik Williams	0-0	0-0	0-0	0-0-0	0	0	0	0	0	0	2
Joseph Fulce	1-2	0-0	0-0	1-2-3	0	2	0	0	0	0	4
Jamail Jones	0-1	0-1	0-0	0-0-0	0	0	0	0	0	0	2
Robert Frozema	0-0	0-0	0-0	0-0-0	0	0	0	0	0	0	1
Davante Gardner	0-0	0-0	0-0	0-0-0	0	0	0	0	0	0	3
Team				0-4-4							1
Totals	26-49	12-17	15-21	8-25-33	16	79	17	12	2	4	200
Total FG%	1st Half: 11-26, 42.3%			2nd Half: 15-23, 65.2%							Game: 53.1%
3-PT FG%	1st Half: 6-8, 75.0%			2nd Half: 6-9, 66.7%							Game: 70.6%
FT %	1st Half: 5-7, 71.4%			2nd Half: 10-14, 71.4%							Game: 71.4%
Deadball Rebounds: 2											
SCORE BY PERIODS		1	2	F							
Notre Dame		28	29	57							
Marquette		33	46	79							
OFFICIALS: Karl Hess, John Higgins, Les Jones											
TECHNICALS: Notre Dame - None, Marquette - None											
ATTENDANCE: 16,951											

GAME #19		NOTRE DAME CINCINNATI	66 58								
January 19, 2011 • Notre Dame, Ind. Purcell Pavilion at the Joyce Center											
Cincinnati	FG-A	3FG-A	FTA	REB	PF	TP	A	TO	BK	ST	MIN
Rashad Bishop	2-5	1-3	0-0	2-1-3	1	5	2	1	0	1	26
Ibrahim Thomas	0-5	0-1	0-0	1-4-5	3	0	0	0	0	1	20
Yancy Gates	6-16	0-1	1-2	1-4-5	2	13	1	1	1	1	32
Cashmere Wright	3-7	1-3	0-0	0-3-3	3	7	6	1	0	0	23
Dion Dixon	4-10	2-4	0-0	0-2-2	0	10	2	1	0	0	32
Justin Jackson	0-0	0-0	0-0	1-1-2	4	0	0	0	0	0	10
Larry Davis	1-2	1-2	0-0	0-0-0	3	3	0	0	0	0	16
Darnell Wilks	1-1	1-1	0-0	0-1-1	5	3	2	1	0	0	9
Sean Kilpatrick	6-12	1-1	3-4	2-0-2	1	16	1	3	1	1	25
Anthony McClain	0-0	0-0	0-0	0-2-2	0	0	0	0	0	0	3
JaQuon Parker	0-2	0-0	1-2	1-1-2	0	1	0	0	0	0	4
Team				3-2-5							1
Totals	23-60	7-16	5-8	11-21-32	22	58	14	8	2	4	200
Total FG%	1st Half: 9-31, 29.0%			2nd Half: 14-29, 48.3%							Game: 38.3%
3-PT FG%	1st Half: 0-4, 00.0%			2nd Half: 7-12, 58.3%							Game: 43.8%
FT %	1st Half: 1-2, 50.0%			2nd Half: 4-6, 66.7%							Game: 62.5%
Deadball Rebounds: 3											
Notre Dame	FG-A	3FG-A	FTA	REB	PF	TP	A	TO	BK	ST	MIN
Tyrone Nash	6-11	0-0	1-2	3-4-7	2	13	3	1	1	1	30
Tim Abromaitis	4-10	2-5	2-2	0-6-6	3	12	1	0	0	0	32
Eric Atkins	3-3	1-1	4-4	1-2-3	3	11	5	3	0	0	36
Scott Martin	4-8	2-2	1-3	2-6-8	1	11	1	2	0	0	34
Ben Hansbrough	1-8	0-2	11-12	0-3-3	2	13	5	2	0	2	39
Joey Brooks	0-2	0-2	0-1	0-2-2	0	0	0	0	0	0	5
Carleton Scott	2-2	2-2	0-0	0-2-2	2	6	1	1	1	1	15
Jack Cooley	0-0	0-0	0-0	0-0-0	1	0	0	1	1	0	9
Team				0-1-1							1
Totals	20-44	7-14	19-24	6-26-32	14	66	16	10	3	4	200
Total FG%	1st Half: 12-25, 48.0%			2nd Half: 8-19, 42.1%							Game: 45.5%
3-PT FG%	1st Half: 5-10, 50.0%			2nd Half: 2-4, 50.0%							Game: 50.0%
FT %	1st Half: 4-5, 80.0%			2nd Half: 15-19, 78.9%							Game: 79.2%
Deadball Rebounds: 2											
SCORE BY PERIODS		1	2	F							
Cincinnati		19	39	58							
Notre Dame		33	33	66							
OFFICIALS: Jim Burr, Brian O'Connell, Pat Driscoll											
TECHNICALS: Cincinnati - None, Notre Dame - None											
ATTENDANCE: 8,309											

Notes: Notre Dame improved to 12-0 at home at Purcell Pavilion ... The Irish had all five starters in double figures for the fourth time this season and the first time in BIG EAST play ... Tim Abromaitis netted double figures for a personal-best 10th straight game ... Abromaitis and Ben Hansbrough have each scored in double figures in a season-high 17 contests ... Abromaitis has scored in double figures in 14 straight BIG EAST games and in 23 of 25 conference outings ... Tyrone Nash reached double figures for the ninth time, while Scott Martin notched double figures for the 10th time ... Notre Dame improved to 14-0 when making more free throws than its opponent ... Cincinnati's 19 first-half points marked the third time this season that the Irish have held an opponent to under 20 points in the opening stanza ... Notre Dame improved to 7-3 all-time against Cincinnati and 3-0 at Purcell Pavilion.

GAME #18		NOTRE DAME ST. JOHN'S	54 72								
January 16, 2011 • New York, N.Y. Madison Square Garden											
Notre Dame	FG-A	3FG-A	FTA	REB	PF	TP	A	TO	BK	ST	MIN
Tyrone Nash	3-4	0-0	1-4	1-2-3	5	7	2	2	0	0	23
Scott Martin	2-7	0-2	0-1	1-3-4	4	4	0	2	0	0	29
Tim Abromaitis	4-11	1-4	1-1	1-2-3	4	10	0	5	0	1	35
Eric Atkins	0-2	0-1	8-10	0-1-1	2	8	7	4	0	3	38
Ben Hansbrough	6-10	2-6	4-4	0-4-4	4	18	2	3	0	0	34
Tom Kopko	0-0	0-0	0-0	0-0-0	0	0	0	0	0	0	1
Alex Dragicevich	0-2	0-2	1-2	0-0-0	0	1	0	1	0	0	3
Tom Knight	0-0	0-0	0-0	0-0-0	0	0	0	0	0	0	1
Joey Brooks	1-1	0-0	2-6	0-4-4	3	4	0	2	0	2	24
Mike Broghammer	0-0	0-0	0-0	0-0-0	0	0	0	0	0	1	2
Jack Cooley	0-2	0-0	2-4	1-1-2	2	2	0	0	1	0	10
Team				1-2-3							1
Totals	16-39	3-15	19-32	5-19-24	25	54	11	20	2	6	200
Total FG%	1st Half: 4-14, 28.6%			2nd Half: 12-25, 48.0%							Game: 41.0%
3-PT FG%	1st Half: 1-7, 14.3%			2nd Half: 2-8, 25.0%							Game: 20.0%
FT %	1st Half: 10-20, 50.0%			2nd Half: 9-12, 75.0%							Game: 59.4%
Deadball Rebounds: 4											
St. John's	FG-A	3FG-A	FTA	REB	PF	TP	A	TO	BK	ST	MIN
Dwayne Pooe III	2-4	0-1	0-0	0-2-2	4	4	1	0	1	0	17
D.J. Kennedy	4-7	1-1	5-5	1-7-8	2	14	1	1	0	1	27
Justin Brownlee	5-8	0-1	1-1	0-5-5	3	11	1	1	0	2	22
Dwight Hardy	4-6	1-2	3-4	1-3-4	3	12	4	2	0	0	29
Paris Horne	1-7	0-1	5-6	1-4-5	4	7	2	3	0	0	35
Malik Boothe	3-6	2-3	6-6	0-3-3	2	14	1	3	0	1	24
Sean Evans	0-1	0-0	0-0	1-1-2	1	0	0	1	0	0	8
Dele Coker	0-0	0-0	0-0	0-0-0	1	0	0	2	0	0	2
Justin Burrell	1-2	0-0	3-5	0-0-0	4	5	0	2	0	0	16
Malik Stith	1-3	0-0	1-2	0-2-2	1	3	0	1	0	3	18
Cameron Edison	1-1	0-0	0-0	0-0-0							

GAME #21		NOTRE DAME		56
		PITTSBURGH		

January 24, 2011 • Pittsburgh, Pa.
Peterson Events Center

Notre Dame	FG-A	3FG-A	FTA	REB	PF	TP	A	TO	BK	ST	MIN
Tyrone Nash	1-2	0-0	3-5	1-3-4	2	5	2	2	1	0	30
Tim Abramaitis	0-0	0-0	2-2	1-1-2	1	2	0	0	1	0	29
Carleton Scott	5-11	5-6	1-1	3-6-9	2	16	0	0	1	0	34
Scott Martin	3-10	3-6	1-2	0-1-1	2	10	1	1	0	0	36
Ben Hansbrough	8-14	1-6	2-3	1-3-4	3	19	7	5	0	1	39
Eric Atkins	1-1	0-0	0-0	0-0-0	0	2	1	0	0	0	22
Jack Cooley	1-1	0-0	0-0	0-1-1	2	2	0	0	1	0	10
Team				1-1-2							
Totals	19-39	9-18	9-13	7-16-23	12	56	11	10	4	2	200
Total FG%	8-21, 38.1%		7-16, 43.8%		11-18, 61.1%		10-4, 25.0%		2-2, 100.0%		Game: 48.7%
3-PT FG%	1st Half: 5-10, 50.0%		2nd Half: 4-8, 50.0%		Game: 50.0%						Game: 50.0%
FT %	1st Half: 2-3, 66.7%		2nd Half: 7-10, 70.0%		Game: 69.2%						Game: 69.2%
Deadball Rebounds:	1										

Pittsburgh	FG-A	3FG-A	FTA	REB	PF	TP	A	TO	BK	ST	MIN
Gilbert Brown	3-7	1-4	6-6	4-2-6	2	13	1	0	2	0	35
Nasir Robinson	1-4	0-0	2-4	4-1-5	3	4	1	1	0	1	30
Gary McGhee	2-4	0-0	1-4	3-4-7	1	5	0	0	1	0	26
Ashton Gibbs	4-13	1-5	0-0	1-0-1	2	9	2	2	0	0	33
Brad Wanamaker	5-12	2-4	0-0	0-5-5	1	12	3	3	0	2	36
Travon Woodall	2-2	2-2	0-0	0-1-1	2	6	2	2	0	1	18
Dante Taylor	1-3	0-0	0-2	0-2-2	1	2	0	0	0	0	13
Lamar Patterson	0-0	0-0	0-0	0-0-0	2	0	0	0	0	0	6
Talib Zanna	0-0	0-0	0-0	0-1-1	0	0	0	0	0	0	3
Team				1-0-1							
Totals	18-45	6-15	9-16	13-16-29	14	51	9	8	3	4	200
Total FG%	4-9, 23.3%		6-15, 40.0%		13-29, 44.8%		8-3, 26.7%		4-4, 100.0%		Game: 40.0%
3-PT FG%	1st Half: 5-10, 50.0%		2nd Half: 1-5, 20.0%		Game: 50.0%						Game: 40.0%
FT %	1st Half: 5-8, 62.5%		2nd Half: 4-8, 50.0%		Game: 56.3%						Game: 56.3%
Deadball Rebounds:	4										

SCORE BY PERIODS	1	2	F
Notre Dame	23	33	56
Pittsburgh	28	23	51

OFFICIALS: Ed Corbett, Michael Stephens, Tony Greene
TECHNICALS: Notre Dame - None, Pittsburgh - None
ATTENDANCE: 12,591

Notes: Notre Dame had been winless at the Peterson Events Center (0-5) prior to the victory in which it held Pittsburgh to its lowest point total of the season ... The Irish had not beaten the Panthers on their home floor since Jan. 12, 2002 ... Notre Dame snapped Pittsburgh's 20-game home win streak as the Panthers suffered just their 12 (11th against a BIG EAST team) loss in 157 games at the Peterson Events Center ... It was Notre Dame's third straight win over the Panthers and the first three-game win streak for the Irish against Pittsburgh in BIG EAST play ... This was the first game in which Notre Dame was outrebounded but still won the game ... Ben Hansbrough outsourced Pittsburgh 13-12 in the final 9:22 of the contest as he scored 15 of his game-high 19 points in the second half ... Carleton Scott netted double figures for the second straight game ... Scott Martin tallied double figures for the ninth time in 10 games ... This was the highest ranked team a Notre Dame squad under Mike Brey had beaten on the road in a true road game and matched the highest ranked opponent an Irish team had defeated in the Brey era ... Notre Dame's last win over a top-five team on the road had been against No. 2-ranked Connecticut in Hartford, Conn., (75-70) on Jan. 2, 2000.

GAME #23		NOTRE DAME		76
		RUTGERS		

February 6, 2011 • Notre Dame, Ind.
Purcell Pavilion at the Joyce Center

Rutgers	FG-A	3FG-A	FTA	REB	PF	TP	A	TO	BK	ST	MIN
Jonathan Mitchell	9-14	5-8	1-1	1-6-7	2	24	3	0	0	1	30
Gilvydas Biruta	3-4	0-0	2-2	1-2-3	5	8	1	2	0	2	21
James Beatty	1-5	1-5	0-0	1-1-2	4	3	4	1	0	3	34
Dane Miller	5-13	0-0	1-2	1-4-5	2	11	2	1	1	0	28
Mike Coburn	4-13	0-5	1-3	1-1-2	2	9	5	1	0	2	34
Austin Carroll	1-1	1-1	1-2	0-0-0	2	4	1	1	0	1	8
Robert Lumpkins	2-4	0-1	0-0	0-1-1	2	4	0	0	0	0	18
Austin Johnson	0-2	0-0	0-0	1-2-3	4	0	0	0	0	0	6
Mike Poole	2-6	0-0	2-2	1-5-6	3	6	0	1	1	0	21
Team				2-0-2							
Totals	27-62	7-20	8-12	9-22-31	26	69	16	7	2	9	200
Total FG%	14-29, 48.3%		9-22, 40.9%		26-69, 37.7%		7-2, 35.0%		9-9, 100.0%		Game: 43.5%
3-PT FG%	1st Half: 3-7, 42.9%		2nd Half: 4-13, 30.8%		Game: 35.0%						Game: 35.0%
FT %	1st Half: 2-4, 50.0%		2nd Half: 6-8, 75.0%		Game: 66.7%						Game: 66.7%
Deadball Rebounds:	1										

Notre Dame	FG-A	3FG-A	FTA	REB	PF	TP	A	TO	BK	ST	MIN
Tyrone Nash	2-6	0-0	4-6	0-5-5	5	8	0	1	0	0	31
Tim Abramaitis	4-8	1-4	1-2	1-7-8	1	10	1	2	0	0	33
Carleton Scott	4-6	2-2	2-2	3-8-11	2	12	0	0	3	1	34
Scott Martin	3-6	0-1	8-9	1-1-2	2	14	3	1	0	0	34
Ben Hansbrough	6-15	2-8	11-13	1-5-6	0	25	5	4	0	1	39
Eric Atkins	2-4	0-0	1-2	0-2-2	3	5	6	1	0	2	23
Joey Brooks	0-0	0-0	0-0	0-0-0	0	0	0	0	0	0	2
Jack Cooley	1-2	0-0	0-0	0-1-1	0	2	0	0	1	0	4
Team				0-1-1							
Totals	22-47	5-15	27-34	7-29-36	13	76	15	9	4	4	200
Total FG%	14-27, 51.9%		7-29, 24.1%		13-76, 17.1%		9-4, 22.5%		4-4, 100.0%		Game: 46.8%
3-PT FG%	1st Half: 5-13, 38.5%		2nd Half: 0-2, 00.0%		Game: 33.3%						Game: 33.3%
FT %	1st Half: 4-4, 100.0%		2nd Half: 23-30, 76.7%		Game: 79.4%						Game: 79.4%
Deadball Rebounds:	3										

SCORE BY PERIODS	1	2	F
Rutgers	33	36	69
Notre Dame	37	39	76

OFFICIALS: Karl Hess, Joe Lindsay, James Breeding
TECHNICALS: Rutgers - None, Notre Dame - None
ATTENDANCE: 8,139


Notes: Notre Dame improved to 17-12 all-time against Rutgers as the Irish won their seventh straight against the Scarlet Knights at Purcell Pavilion ... Notre Dame's 19-4 start matches the best 23-game record for the Irish under Mike Brey ... The 8-3 BIG EAST record over 11 games is the best 11-game start since going 8-3 in 2007-08 ... Notre Dame won its fifth straight conference outing, marking the first five-game regular-season conference win streak since 2007-08 ... The Irish had four players in double figures for the ninth time this season ... Ben Hansbrough netted 20-plus points for the third time in four games and the ninth time overall during the 2010-11 campaign ... Carleton Scott notched his fifth double-double of the season ... Scott Martin scored in double figures for the fifth straight game ... Notre Dame improved to 14-0 at home this season and has won 16 straight games at Purcell Pavilion dating back to last season.

GAME #22		NOTRE DAME		83
		DEPAUL		

February 3, 2011 • Rosemont, Ill.
Allstate Arena

Notre Dame	FG-A	3FG-A	FTA	REB	PF	TP	A	TO	BK	ST	MIN
Tyrone Nash	3-6	1-1	3-4	5-3-8	1	10	4	3	0	1	32
Tim Abramaitis	4-9	1-3	4-4	2-2-4	3	13	1	2	0	3	29
Carleton Scott	3-10	0-5	2-2	1-4-5	2	8	3	2	2	0	32
Scott Martin	6-10	1-2	2-2	1-6-7	2	15	1	0	0	2	30
Ben Hansbrough	7-12	5-8	5-9	1-2-3	1	24	3	1	0	1	34
Eric Atkins	2-3	1-2	1-1	1-1-2	0	6	3	0	0	0	21
Tom Kopko	0-0	0-0	0-0	0-0-0	0	0	1	0	0	0	1
Alex Dragicevich	0-0	0-0	0-0	0-1-1	0	0	0	0	0	0	3
Tom Knight	1-1	0-0	0-0	0-0-0	0	2	0	0	0	0	2
Joey Brooks	0-0	0-0	2-2	0-0-0	0	2	0	0	0	0	9
Jack Cooley	1-2	0-0	1-2	0-1-1	3	3	1	0	0	0	7
Team				2-2-4							
Totals	27-53	9-21	20-26	13-22-35	12	83	17	9	2	7	200
Total FG%	13-28, 46.4%		13-22, 59.1%		12-83, 14.5%		9-2, 45.0%		7-7, 100.0%		Game: 50.9%
3-PT FG%	1st Half: 5-12, 41.7%		2nd Half: 14-25, 56.0%		Game: 42.9%						Game: 42.9%
FT %	1st Half: 6-10, 60.0%		2nd Half: 14-16, 87.5%		Game: 76.9%						Game: 76.9%
Deadball Rebounds:	1										

DePaul	FG-A	3FG-A	FTA	REB	PF	TP	A	TO	BK	ST	MIN
Cleveland Melvin	2-9	0-0	0-0	5-5-10	2	4	0	3	1	1	29
Krys Faber	2-7	0-0	2-2	3-3-6	5	6	0	2	1	0	22
Jeremiah Kelly	2-6	2-6	0-0	1-1-2	4	6	1	1	0	2	25
Brandon Young	5-14	2-8	4-4	1-1-2	1	16	4	5	0	0	33
Jimmy Drew	2-6	0-0	1-2-3	1	6	0	2	0	0	24	
Michael Bizoukas	1-2	1-1	0-0	0-0-0	2	3	3	1	0	1	18
Mario Stula	0-0	0-0	0-0	0-0-0	0	0	0	0	0	0	2
Moses Morgan	3-6	2-4	2-2	0-3-3	2	10	1	2	2	0	21
Tony Freeland	2-4	0-0	3-6	3-2-5	4	7	2	1	0	0	25
Edmund McGhee	0-0	0-0	0-2	2-0-2	1	0	0	1	0	0	1
Team				1-2-3							
Totals	19-54	9-25	11-16	17-19-36	22	58	11	18	4	4	200
Total FG%	8-25, 32.0%		11-16, 68.8%		22-58, 37.9%		18-4, 45.0%		4-4, 100.0%		Game: 35.2%
3-PT FG%	1st Half: 3-12, 25.0%		2nd Half: 6-13, 46.2%		Game: 36.0%						Game: 36.0%
FT %	1st Half: 5-6, 83.3%		2nd Half: 6-10, 60.0%		Game: 68.8%						Game: 68.8%
Deadball Rebounds:	4										

GAME #25		NOTRE DAME	78
		USF	55

February 12, 2011 • Tampa, Fla.
Sun Dome

Notre Dame	FG-A	3FG-A	FTA	REB	PF	TP	A	TO	BK	ST	MIN
Tyrone Nash	5-6	0-0	0-0	1-5-6	0	10	2	1	1	0	29
Tim Abromaitis	5-8	2-3	0-0	0-3-3	2	12	1	2	1	2	28
Carleton Scott	5-11	2-5	1-1	0-11-11	4	13	3	2	2	1	33
Scott Martin	4-6	2-3	0-0	0-7-7	0	10	2	2	3	1	30
Ben Hansbrough	5-10	0-2	2-3	0-2-2	2	12	8	2	0	2	27
Eric Atkins	0-4	0-1	0-0	0-0-0	0	0	7	1	0	1	17
Tom Kopko	0-1	0-1	0-0	0-0-0	0	0	0	0	0	0	1
Alex Dragicevich	1-2	1-2	0-0	0-0-0	0	3	0	1	0	0	5
Tom Knight	0-2	0-0	0-0	0-0-0	0	0	0	0	0	0	5
Joey Brooks	9-10	0-0	0-0	0-0-0	1	0	0	1	0	0	9
Jack Cooley	1-2	0-0	0-1	6-2-8	1	18	0	0	1	1	16
Team				2-3							
Totals	34-61	7-17	3-7	9-31-40	10	78	23	13	8	8	200
Total FG%	1st Half: 18-27, 66.7%			2nd Half: 16-34, 47.1%				Game: 55.7%			
3-PT FG%	1st Half: 4-7, 57.1%			2nd Half: 3-10, 30.0%				Game: 41.2%			
FT %	1st Half: 1-4, 25.0%			2nd Half: 2-3, 66.7%				Game: 42.9%			

Deadball Rebounds: 2

USF	FG-A	3FG-A	FTA	REB	PF	TP	A	TO	BK	ST	MIN
Ron Anderson Jr.	3-7	0-0	0-0	6-5-11	3	6	1	0	0	0	22
Augustus Gilchrist	1-10	0-2	1-4	2-1-3	3	3	1	3	0	2	25
Toarlyn Fitzpatrick	2-7	0-2	0-0	5-4-9	0	4	0	2	1	0	22
Hugh Robertson	2-8	0-1	1-1	0-1-1	0	5	0	1	1	1	30
Anthony Crater	0-5	0-2	0-0	0-2-2	1	0	0	2	0	1	22
LaVonte Darity	1-3	0-1	0-0	0-0-0	2	2	4	3	0	0	17
Jawanza Poland	1-6	1-4	0-0	0-1-1	0	3	2	1	0	1	18
Shedrick Haynes	0-1	0-0	0-0	0-0-0	0	0	0	0	0	0	1
Shaun Noriega	7-12	6-10	3-4	0-3-3	0	23	0	0	0	2	28
Mike Burwell	1-2	0-0	0-0	1-0-1	0	2	0	0	0	0	1
Jarrid Famous	3-8	0-0	1-2	3-3-6	0	7	0	2	1	0	14
Team				4-0-4							
Totals	21-69	7-22	6-11	21-20-41	9	55	8	14	3	7	200
Total FG%	1st Half: 6-30, 20.0%			2nd Half: 15-39, 38.5%				Game: 30.4%			
3-PT FG%	1st Half: 1-7, 14.3%			2nd Half: 6-15, 40.0%				Game: 31.8%			
FT %	1st Half: 4-6, 66.7%			2nd Half: 2-5, 40.0%				Game: 54.5%			

Deadball Rebounds: 1

SCORE BY PERIODS

Notre Dame	1	2	F
USF	41	37	78
USF	17	38	55

OFFICIALS: Ed Corbett, Mike Roberts, Gene Sleratore
TECHNICALS: Notre Dame - None, USF - None
ATTENDANCE: 6,104

Notes: Notre Dame reached the 10-win win mark for the second straight season and the seventh time in 11 years ... With their fifth consecutive win against USF, the Irish improved to 7-1 all-time in the series ... Notre Dame's 21-4 record signifies the best 25-game start under Mike Brey and it marked the first time since the 1980-81 campaign that Irish won 21 of their first 25 games ... The Irish extended their current win streak to seven games in conference play and matches the second-longest BIG EAST regular season win streak in program history ... For the first time in program history, in a BIG EAST game, the Irish placed six players in double figures ... Jack Cooley made a career-high 15 consecutive baskets before his miss on his final attempt against the Bulls ... He made his final field goal attempts against Rutgers, hit all five attempts against Louisville and then made his first nine attempts against USF ... His 18 points were a career high and it marked his fourth double-figure scoring effort of the season and the second straight game that he has reached double figures ... Carleton Scott recorded his sixth double-double of the season and ninth of his career ... Eric Atkins tied his career-high with seven assists ... The Irish shot a season-high 55.7 percent in a BIG EAST game ... Notre Dame's 34 field goals made were a season high in a conference game ... The Irish shot 66.7% (18-27) from the field in the first half. That was the best shooting percentage in a half for the Irish this season ... Notre Dame matched a season-high with eight blocked shots.

GAME #27		NOTRE DAME	94
		PROVIDENCE	93

February 23, 2011 • Providence, R.I.
Dunkin' Donuts Center

Notre Dame	FG-A	3FG-A	FTA	REB	PF	TP	A	TO	BK	ST	MIN
Tyrone Nash	4-8	0-1	5-9	4-4-8	2	13	7	1	1	0	39
Tim Abromaitis	11-16	4-7	2-4	2-3-5	0	28	1	1	0	2	32
Carleton Scott	2-10	0-5	2-2	4-6-10	2	6	5	2	3	0	32
Scott Martin	4-8	2-4	0-0	0-5-5	3	10	1	3	0	1	33
Ben Hansbrough	10-13	3-5	9-11	0-1-1	3	32	4	2	0	0	39
Eric Atkins	0-0	0-0	3-4	0-1-1	2	3	0	1	0	0	17
Joey Brooks	0-0	0-0	0-0	0-0-0	0	0	0	0	0	0	0
Jack Cooley	1-2	0-0	0-0	1-1-2	0	2	2	0	0	0	8
Team				1-0-1							
Totals	32-57	9-22	21-30	12-21-33	12	94	20	10	4	3	200
Total FG%	1st Half: 18-31, 58.1%			2nd Half: 14-26, 53.8%				Game: 56.1%			
3-PT FG%	1st Half: 8-16, 50.0%			2nd Half: 1-6, 16.7%				Game: 40.9%			
FT %	1st Half: 4-6, 66.7%			2nd Half: 17-24, 70.8%				Game: 70.0%			

Deadball Rebounds: 5

Providence	FG-A	3FG-A	FTA	REB	PF	TP	A	TO	BK	ST	MIN
Marshon Brooks	20-28	6-10	6-10	2-3-5	4	52	4	1	0	1	40
Kadeem Batts	1-6	0-0	2-4	5-2-7	4	4	4	1	0	0	27
Duke Mondy	3-9	2-6	0-0	2-3-5	4	8	0	0	0	2	29
Gerard Coleman	6-10	0-1	0-0	1-1-2	2	12	1	1	0	1	35
Vincent Council	5-10	3-4	0-0	0-5-5	4	13	6	0	1	2	40
Dre Evans	0-0	0-0	0-0	0-0-0	1	0	0	0	0	0	2
Ron Giplay	0-0	0-0	0-0	0-0-0	1	0	0	0	0	0	7
Bryce Cotton	0-1	0-0	0-0	1-0-1	0	0	0	0	0	0	7
Bilal Dixon	2-4	0-0	0-0	1-1-2	2	4	0	1	0	0	12
Ray Hall	0-0	0-0	0-0	0-0-0	0	0	0	0	0	0	5
Team				0-1-1							
Totals	37-68	11-21	8-14	12-16-28	22	93	15	4	1	6	200
Total FG%	1st Half: 17-35, 48.6%			2nd Half: 20-33, 60.6%				Game: 54.4%			
3-PT FG%	1st Half: 4-9, 44.4%			2nd Half: 7-12, 58.3%				Game: 52.4%			
FT %	1st Half: 0-2, 00.0%			2nd Half: 8-12, 66.7%				Game: 57.1%			

Deadball Rebounds: 4

SCORE BY PERIODS

Notre Dame	1	2	F
Seton Hall	27	21	48
Notre Dame	48	46	94
Providence	38	55	93

OFFICIALS: Tim Higgins, Mike Eades, Brian O'Connell
TECHNICALS: Seton Hall - TEAM, Notre Dame - None
ATTENDANCE: 11,185

Notes: Notre Dame won its eighth straight over the Friars to improve to 15-9 all-time in the series ... The Irish have won six straight at the Dunkin' Donuts Center ... Notre Dame's 22-5 record signifies the best 27-game start under Mike Brey ... The Irish registered their 11th BIG EAST win for the fourth time in 11 seasons ... Notre Dame eclipsed the 90-point mark for the fifth time this season and first in BIG EAST play ... Ben Hansbrough's 32 points were a career high and also marked the first 30-plus point outing of his career ... His 10 field goals were a career best ... It marked the 11th time this season with 20-plus points ... Tim Abromaitis' 28 points were a season high and the ninth 20-plus point outing of the season ... Tyrone Nash scored in double figures for the 14th time, while Scott Martin reached double digits for the 16th time ... Notre Dame dished off 20 or more assists for the eighth time ... Carleton Scott grabbed 10-plus rebounds for the eighth time ... Marshon Brooks' 52 points were the most ever scored by an opponent against the Irish ... Notre Dame registered its 43rd BIG EAST regular-season win to tie the school mark for wins over a four-year period.

GAME #26		NOTRE DAME	58
		WEST VIRGINIA	72

February 19, 2011 • Morgantown, W.Va.
WVU Coliseum

Notre Dame	FG-A	3FG-A	FTA	REB	PF	TP	A	TO	BK	ST	MIN
Tyrone Nash	4-5	0-0	2-5	4-0-4	0	10	2	4	0	0	23
Tim Abromaitis	2-9	1-5	4-6	1-3-4	5	9	2	0	1	0	34
Carleton Scott	4-11	3-7	0-0	3-8-11	2	11	1	3	2	1	39
Scott Martin	4-11	1-6	0-0	4-2-6	4	9	0	2	0	0	32
Ben Hansbrough	7-18	3-7	2-2	2-5-7	5	19	2	0	0	2	38
Eric Atkins	0-2	0-0	0-0	0-1-1	3	0	3	1	0	0	21
Alex Dragicevich	0-2	0-2	0-0	0-0-0	0	0	0	0	0	0	2
Joey Brooks	0-0	0-0	0-0	0-1-0	0	0	0	0	0	0	2
Jack Cooley	0-2	0-0	0-0	0-3-3	1	0	1	0	0	0	9
Team				2-0-2							
Totals	21-60	8-27	8-13	16-23-39	21	58	11	10	3	3	200
Total FG%	1st Half: 11-31, 35.5%			2nd Half: 10-29, 34.5%				Game: 35.0%			
3-PT FG%	1st Half: 3-13, 23.1%			2nd Half: 5-14, 35.7%				Game: 29.6%			
FT %	1st Half: 2-5, 40.0%			2nd Half: 6-8, 75.0%				Game: 61.5%			

Deadball Rebounds: 1

West Virginia	FG-A	3FG-A	FTA	REB	PF	TP	A	TO	BK	ST	MIN
Cam Thoroughman	1-3	0-0	2-2	0-1-1	3	4	0	1	2	0	27
Kevin Jones	4-11	2-4	4-4	4-6-10	2	14	3	0	0	1	40
John Flowers	2-5	0-1	1-2	4-6-10	4	5	0	0	2	2	29
Joe Mazzulla	6-10	1-2	3-7	0-5-5	1	16	7	1	0	0	40
Darryl Bryant	5-11	4-7	10-12	0-2-2	1	24	0	0	0	1	28
Casey Mitchell	1-4	0-2	0-0	0-1-1	0	2	0	0	0	0	9
Jonnie West	1-2	1-2	0-0	0-0-0	0	3	0	0	0	0	5
Deniz Kilicli	1-3	0-0	0-0	0-5-5	2	2	1	1	1	0	12
Dalton Pepper	1-5	0-2	0-0	1-0-1	0	2	0	1	0	1	10
Team				3-0-3							
Totals	22-54	8-20	20-27	12-26-38	14	72	11	5	5	5	200
Total FG%	1st Half: 8-28, 28.6%			2nd Half: 14-26, 53.8%				Game: 40.7%			
3-PT FG%	1st Half: 2-9, 22.2%			2nd Half: 6-11, 54.5%				Game: 40.0%			
FT %	1st Half: 8-10, 80.0%			2nd Half: 12-17, 70.6%				Game: 74.1%			

Deadball Rebounds: 4

SCORE BY PERIODS

Notre Dame	1	2	F
West Virginia	27	31	58
West Virginia	26	46	72


OFFICIALS: Ed Corbett, Tim Higgins, Sean Corbin
TECHNICALS: Notre Dame - TEAM, St. John's - TEAM
ATTENDANCE: 12,298

Notes: This was the 37th meeting between the two teams ... The Irish are 8-8 all-time in games played at West Virginia ... Notre Dame extended its consecutive games mark with at least one three-pointer to 400 ... The Irish lost for the first time this season when leading at the half (17-1) ... It marked the first time this season that the Irish did not receive any points from the bench ... Notre Dame's seven-game BIG EAST win streak (which matched the second-longest in program history) ... Ben Hansbrough recorded his ninth straight double-figure outing ... Carleton Scott registered his seventh double-double of the season and 10th of his career ... Tyrone Nash reached double figures for the 13th time and 27th time in his career.

GAME #28		NOTRE DAME	66
		SETON HALL	48

February 26, 2011 • Notre Dame, Ind.
Purcell Pavilion at the Joyce Center

Seton Hall	FG-A	3FG-A	FTA	REB	PF	TP	A	TO	BK	ST	MIN
Herb Pope	1-9	0-0	2-2	1-3-4	3	4	1	0	0	0	29
Jeff Robinson	5-10	2-3	4-4	0-5-5	3	16	1	3	0	0	33
Jordan Theodore	3-8	1-2	0-0	0-2-2	4	7	4	2	0	0	32
Jeremy Hazell	5-13	1-7	3-3	1-0-1	0	14	1	2	0	2	40
Fuquan Edwin	1-6	0-1	0-1	2-5-7	4	2	1	1	0	1	22
Eniel Polynice	1-5	0-2	0-0	0							

GAME #29			NOTRE DAME		93	
			VILLANOVA		72	
February 28, 2011 • Notre Dame, Ind. Purcell Pavilion at the Joyce Center						
Villanova	FG-A	3FG-A	FTA	REB	PF	TP A TO BK ST MIN
Antonio Pena	6-8	0-0	0-0	2-3-5	2	12 1 0 0 2 27
Mouphtauou Yarou	2-3	0-0	0-0	0-4-4	3	4 0 0 1 0 17
Maalik Wayns	4-11	1-2	2-4	1-3-4	0	11 8 1 0 0 35
Corey Fisher	8-17	3-8	3-4	0-0-0	2	22 3 3 0 0 35
Corey Stokes	3-8	3-6	0-1	0-2-2	3	9 3 2 0 0 32
Russell Wooten	0-0	0-0	0-0	0-0-0	0	0 0 0 0 0 1
Dominic Cheek	2-7	2-5	0-0	0-0-0	3	6 3 1 0 1 22
James Bell	2-5	2-5	0-0	0-1-1	3	6 0 0 0 0 18
Isaiah Armwood	1-1	0-0	0-0	1-2-3	2	2 0 2 0 0 13
Team				4-3-7		
Totals	28-60	11-26	5-9	8-18-26	18	72 18 9 1 3 200
Total FG%	1st Half: 10-28, 35.7%		2nd Half: 18-32, 56.3%		Game: 46.7%	
3-PT FG%	1st Half: 2-10, 20.0%		2nd Half: 9-16, 56.3%		Game: 42.3%	
FT %	1st Half: 5-8, 62.5%		2nd Half: 0-1, 00.0%		Game: 55.6%	
Deadball Rebounds: 2						
Notre Dame	FG-A	3FG-A	FTA	REB	PF	TP A TO BK ST MIN
Tyrone Nash	3-4	0-0	5-6	3-8-11	3	11 2 0 0 0 32
Tim Abromaitis	10-17	9-13	1-2	0-4-4	3	30 4 2 0 0 37
Carleton Scott	4-12	2-6	0-0	1-5-6	1	10 3 0 2 0 30
Scott Martin	2-5	1-2	0-0	0-0-0	2	5 1 1 0 0 28
Ben Hansbrough	8-12	7-10	7-7	0-2-2	2	30 10 5 0 5 39
Eric Atkins	1-1	1-1	2-3	0-0-0	2	5 1 2 0 0 19
Tom Kopko	1-1	0-0	0-0	0-0-0	0	2 0 0 0 0 1
Alex Dragicevich	0-0	0-0	0-2	0-1-1	0	0 0 0 0 0 1
Tom Knight	0-0	0-0	0-0	0-1-1	1	0 1 0 0 0 1
Joey Brooks	0-0	0-0	0-0	0-0-0	0	0 0 0 0 0 1
Jack Cooley	0-0	0-0	0-0	3-2-5	1	0 1 0 1 0 11
Team				1-3-4		
Totals	29-52	20-32	15-20	8-26-34	15	93 23 10 3 5 200
Total FG%	1st Half: 16-30, 53.3%		2nd Half: 13-22, 59.1%		Game: 55.8%	
3-PT FG%	1st Half: 11-19, 57.9%		2nd Half: 9-13, 69.2%		Game: 62.5%	
FT %	1st Half: 4-6, 66.7%		2nd Half: 11-14, 78.6%		Game: 75.0%	
Deadball Rebounds: 2						
SCORE BY PERIODS	1	2	F			
Villanova	27	45	72			
Notre Dame	47	46	93			
OFFICIALS: Karl Hess, Pat Driscoll, Les Jones						
TECHNICALS: Villanova - None, Notre Dame - None						
ATTENDANCE: 9,149						
Notes: Notre Dame finished undefeated at home for the third time in five seasons ... The win capped off a perfect 17-0 mark and extended the Irish win streak at Purcell Pavilion to 19 games dating back to last season ... This is the fifth season overall since the building was opened in 1968-69 that a Notre Dame team has gone undefeated at home ... The 24 wins are tied for second-most under head coach Mike Brey ... Notre Dame earned its 13th BIG EAST regular-season win — second most in program history ... Since 2007, the Irish have won 93 games, tying the program record for most wins in a four-year period ... Notre Dame's 20 three-pointers were a school as well Purcell Pavilion record ... It also matched the BIG EAST single-game three-point record ... Notre Dame hit 10-plus three-pointers for the sixth time ... The 11 three-pointers in the first half matched the most for an Irish team in one half of a BIG EAST game ... Tim Abromaitis' nine three-pointers tied the Purcell Pavilion single-game record by an Irish player ... Abromaitis registered his first 30-point performance of the season and third of his career, while BenHansbrough reached the 30-point mark for the second in three games ... Hansbrough's seven three-pointers were a career high ... Abromaitis and Hansbrough became the first Irish players to score 30 or more points in the game contest since Chris Quinn and Colin Falls in 2006 ... Hansbrough notched his third career double-double as his 10 assists matched a career best ... Tyrone Nash registered his four career double-double as his 11 rebounds tied a career high.						



2010-11 Notre Dame Men's Basketball
 Notre Dame Combined Team Statistics (as of Feb 28, 2011)
 All games

RECORD:	OVERALL	HOME	AWAY	NEUTRAL
ALL GAMES	24-5	17-0	4-4	3-1
CONFERENCE	13-4	9-0	4-4	0-0
NON-CONFERENCE	11-1	8-0	0-0	3-1

##	Player	gp-gs	min	avg	Total		3-Point		F-Throw		Rebounds				pf	dq	a	to	blk	stl	pts	avg	
					fg-fga	fg%	3fg-fga	3fg%	ft-fta	ft%	off	def	tot	avg									
23	HANSBROUGH, Ben	29-29	1022	35.2	166-345	.481	73-167	.437	130-159	.818	23	88	111	3.8	74	1	121	66	2	39	535	18.4	
21	ABROMAITIS, Tim	29-29	986	34.0	142-313	.454	66-154	.429	96-124	.774	39	141	180	6.2	55	1	52	48	14	25	446	15.4	
34	SCOTT, Carleton	25-24	751	30.0	98-213	.460	38-104	.365	49-55	.891	36	146	182	7.3	59	1	54	36	46	16	283	11.3	
14	MARTIN, Scott	28-28	850	30.4	96-228	.421	30-88	.341	50-75	.667	30	105	135	4.8	56	0	50	42	9	12	272	9.7	
01	NASH, Tyrone	29-29	844	29.1	83-168	.494	1-2	.500	110-160	.688	74	103	177	6.1	66	3	80	51	16	9	277	9.6	
00	ATKINS, Eric	29-6	755	26.0	53-124	.427	20-53	.377	47-66	.712	13	42	55	1.9	50	0	99	35	1	20	173	6.0	
45	COOLEY, Jack	29-0	298	10.3	48-73	.658	0-0	.000	15-28	.536	42	44	86	3.0	42	0	11	9	15	6	111	3.8	
33	BROGHAMMER, Mike	10-0	52	5.2	8-20	.400	0-0	.000	2-6	.333	6	4	10	1.0	8	0	1	2	2	0	18	1.8	
12	DRAGICEVICH, Alex	12-0	55	4.6	5-17	.294	2-10	.200	8-12	.667	3	6	9	0.8	1	0	2	2	0	0	20	1.7	
32	BROOKS, Joey	24-0	194	8.1	11-30	.367	1-11	.091	15-35	.429	6	22	28	1.2	19	0	10	15	0	9	38	1.6	
25	KNIGHT, Tom	12-0	47	3.9	8-18	.444	0-0	.000	2-2	1.000	7	8	15	1.3	2	0	3	1	2	0	18	1.5	
05	KOPKO, Tom	10-0	21	2.1	2-8	.250	1-5	.200	0-0	.000	2	0	2	0.2	0	0	3	0	0	0	5	0.5	
Team											40	47	87		2		10						
Total.....		29	5875		720-1557	.462	232-594	.391	524-722	.726	321	756	1077	37.1	434	6	486	317	107	136	2196	75.7	
Opponents.....		29	5875		697-1695	.411	202-559	.361	303-427	.710	307	623	930	32.1	600	-	400	309	90	154	1899	65.5	

TEAM STATISTICS	ND	OPP	Date	Opponent	Score	Att.
SCORING	2196	1899	11-12-10	GEORGIA SOUTHERN	w 98-61	8165
Points per game	75.7	65.5	11-14-10	LIBERTY	w 72-51	6478
Scoring margin	+10.2	-	11-17-10	CHICAGO STATE	w 102-62	6252
FIELD GOALS-ATT	720-1557	697-1695	11-22-10	MAINE	w 97-72	6303
Field goal pct	.462	.411	^ 11-25-10	vs Georgia	wo2 89-83	2973
3 POINT FG-ATT	232-594	202-559	^ 11-26-10	vs California	w 57-44	2932
3-point FG pct	.391	.361	^ 11-28-10	vs Wisconsin	w 58-51	3428
3-pt FG made per game	8.0	7.0	11-30-10	INDIANA STATE	w 81-72	7080
FREE THROWS-ATT	524-722	303-427	@ 12-8-10	vs Kentucky	L 58-72	17404
Free throw pct	.726	.710	12-11-10	GONZAGA	w 83-79	8570
F-Throws made per game	18.1	10.4	12-19-10	STONY BROOK	w 88-62	6211
REBOUNDS	1077	930	12-22-10	UMBC	w 93-53	6265
Rebounds per game	37.1	32.1	* 12-29-10	GEORGETOWN	w 69-55	9149
Rebounding margin	+5.1	-	* 1-1-11	at Syracuse	L 58-70	23058
ASSISTS	486	400	* 1-4-11	CONNECTICUT	w 73-70	7291
Assists per game	16.8	13.8	* 1-8-11	ST. JOHN'S	w 76-61	8032
TURNOVERS	317	309	* 1-10-11	at Marquette	L 57-79	16951
Turnovers per game	10.9	10.7	* 1-16-11	at ST. JOHN'S	L 54-72	8550
Turnover margin	-0.3	-	* 1-19-11	CINCINNATI	w 66-58	8309
Assist/turnover ratio	1.5	1.3	* 1-22-11	MARQUETTE	w 80-75	9149
STEALS	136	154	* 1-24-11	at PITT	w 56-51	12591
Steals per game	4.7	5.3	* 2-3-11	at DePaul	w 83-58	10982
BLOCKS	107	90	* 2-6-11	RUTGERS	w 76-69	8139
Blocks per game	3.7	3.1	* 2-9-11	LOUISVILLE	wot 89-79	8659
ATTENDANCE	132350	128456	* 2-12-11	at USF	w 78-55	6104
Home games-Avg/Game	17-7785	8-12715	* 2-19-11	at West Virginia	L 58-72	12298
Neutral site-Avg/Game	-	4-6684	* 2-23-11	at Providence College	w 94-93	11185
Score by Periods	1st	2nd	OT	OT2	Totals	
Notre Dame	1074	1080	22	20	2196	
Opponents	840	1033	12	14	1899	

* = Conference game
 ^ = Old Spice Classic (Orlando, Fla.)
 @ = SEC/BIG EAST Invitational (Louisville, Ky.)

2010-11 Notre Dame Men's Basketball
 Notre Dame Season Box Score (as of Feb 28, 2011)
 All games

RECORD:	OVERALL	HOME	AWAY	NEUTRAL
ALL GAMES	24-5	17-0	4-4	3-1
CONFERENCE	13-4	9-0	4-4	0-0
NON-CONFERENCE	11-1	8-0	0-0	3-1

##	Player	gp-gs	min	avg	Total		3-Point		F-Throw		Rebounds					a	to	blk	stl	pts	avg	
					fg-fga	fg%	3fg-fga	3fg%	ft-fa	ft%	off	def	tot	avg	pf							dq
23	HANSBROUGH, Ben	29-29	1022	35.2	166-345	.481	73-167	.437	130-159	.818	23	88	111	3.8	74	1	121	66	2	39	535	18.4
21	ABROMAITIS, Tim	29-29	986	34.0	142-313	.454	66-154	.429	96-124	.774	39	141	180	6.2	55	1	52	48	14	25	446	15.4
34	SCOTT, Carleton	25-24	751	30.0	98-213	.460	38-104	.365	49-55	.891	36	146	182	7.3	59	1	54	36	46	16	283	11.3
14	MARTIN, Scott	28-28	850	30.4	96-228	.421	30-88	.341	50-75	.667	30	105	135	4.8	56	0	50	42	9	12	272	9.7
01	NASH, Tyrone	29-29	844	29.1	83-168	.494	1-2	.500	110-160	.688	74	103	177	6.1	66	3	80	51	16	9	277	9.6
00	ATKINS, Eric	29-6	755	26.0	53-124	.427	20-53	.377	47-66	.712	13	42	55	1.9	50	0	99	35	1	20	173	6.0
45	COOLEY, Jack	29-0	298	10.3	48-73	.658	0-0	.000	15-28	.536	42	44	86	3.0	42	0	11	9	15	6	111	3.8
33	BROGHAMMER, Mike	10-0	52	5.2	8-20	.400	0-0	.000	2-6	.333	6	4	10	1.0	8	0	1	2	2	0	18	1.8
12	DRAGICEVICH, Alex	12-0	55	4.6	5-17	.294	2-10	.200	8-12	.667	3	6	9	0.8	1	0	2	2	0	0	20	1.7
32	BROOKS, Joey	24-0	194	8.1	11-30	.367	1-11	.091	15-35	.429	6	22	28	1.2	19	0	10	15	0	9	38	1.6
25	KNIGHT, Tom	12-0	47	3.9	8-18	.444	0-0	.000	2-2	1.000	7	8	15	1.3	2	0	3	1	2	0	18	1.5
05	KOPKO, Tom	10-0	21	2.1	2-8	.250	1-5	.200	0-0	.000	2	0	2	0.2	0	0	3	0	0	0	5	0.5
Team											40	47	87		2		10					
Total.....		29	5875		720-1557	.462	232-594	.391	524-722	.726	321	756	1077	37.1	434	6	486	317	107	136	2196	75.7
Opponents.....		29	5875		697-1695	.411	202-559	.361	303-427	.710	307	623	930	32.1	600	-	400	309	90	154	1899	65.5

Score by Periods	1st	2nd	OT	OT2	Totals
Notre Dame	1074	1080	22	20	2196
Opponents	840	1033	12	14	1899

2010-11 Notre Dame Men's Basketball
 Notre Dame Combined Team Statistics (as of Feb 28, 2011)
 Conference games

RECORD:	OVERALL	HOME	AWAY	NEUTRAL
ALL GAMES	13-4	9-0	4-4	0-0
CONFERENCE	13-4	9-0	4-4	0-0
NON-CONFERENCE	0-0	0-0	0-0	0-0

#	Player	gp-gs	min	avg	Total		3-Point		F-Throw		Rebounds				pf	dq	a	to	blk	stl	pts	avg
					fg-fga	fg%	3fg-fga	3fg%	ft-fta	ft%	off	def	tot	avg								
23	HANSBROUGH, Ben	17-17	633	37.2	110-223	.493	41-101	.406	90-106	.849	13	57	70	4.1	44	1	73	39	2	28	351	20.6
21	ABROMAITIS, Tim	17-17	594	34.9	84-176	.477	42-85	.494	43-61	.705	21	69	90	5.3	38	1	23	32	5	16	253	14.9
34	SCOTT, Carleton	13-12	413	31.8	44-110	.400	19-52	.365	23-25	.920	21	79	100	7.7	30	0	24	20	23	10	130	10.0
14	MARTIN, Scott	17-17	559	32.9	58-147	.395	19-56	.339	31-46	.674	17	68	85	5.0	36	0	32	29	7	9	166	9.8
01	NASH, Tyrone	17-17	511	30.1	52-97	.536	1-2	.500	50-78	.641	47	58	105	6.2	44	3	45	31	11	3	155	9.1
00	ATKINS, Eric	17-5	426	25.1	25-58	.431	10-25	.400	27-36	.750	4	11	15	0.9	33	0	57	21	0	17	87	5.1
45	COOLEY, Jack	17-0	164	9.6	24-37	.649	0-0	.000	4-11	.364	21	24	45	2.6	22	0	5	4	8	3	52	3.1
32	BROOKS, Joey	13-0	87	6.7	2-6	.333	0-2	.000	10-23	.435	1	8	9	0.7	9	0	0	5	0	4	14	1.1
12	DRAGICEVICH, Alex	6-0	18	3.0	2-7	.286	1-6	.167	1-4	.250	0	2	2	0.3	0	0	1	2	0	0	6	1.0
33	BROGHAMMER, Mike	3-0	5	1.7	1-1	1.000	0-0	.000	0-0	.000	0	0	0	0.0	0	0	0	0	1	0	2	0.7
05	KOPKO, Tom	4-0	4	1.0	1-2	.500	0-1	.000	0-0	.000	0	0	0	0.0	0	0	1	0	0	0	2	0.5
25	KNIGHT, Tom	6-0	11	1.8	1-3	.333	0-0	.000	0-0	.000	1	1	2	0.3	1	0	1	0	0	0	2	0.3
Team												23	25	48		2		9				
Total.....		17	3425		404-867	.466	133-330	.403	279-390	.715	169	402	571	33.6	259	5	262	192	57	90	1220	71.8
Opponents.....		17	3425		414-967	.428	124-316	.392	185-256	.723	190	356	546	32.1	330	-	232	183	54	94	1137	66.9

TEAM STATISTICS	ND	OPP	Date	Opponent	Score	Att.
SCORING	1220	1137	* 12-29-10	GEORGETOWN	w 69-55	9149
Points per game	71.8	66.9	* 1-1-11	at Syracuse	L 58-70	23058
Scoring margin	+4.9	-	* 1-4-11	CONNECTICUT	w 73-70	7291
FIELD GOALS-ATT	404-867	414-967	* 1-8-11	ST. JOHN'S	w 76-61	8032
Field goal pct	.466	.428	* 1-10-11	at Marquette	L 57-79	16951
3 POINT FG-ATT	133-330	124-316	* 1-16-11	at ST. JOHN'S	L 54-72	8550
3-point FG pct	.403	.392	* 1-19-11	CINCINNATI	w 66-58	8309
3-pt FG made per game	7.8	7.3	* 1-22-11	MARQUETTE	w 80-75	9149
FREE THROWS-ATT	279-390	185-256	* 1-24-11	at PITT	w 56-51	12591
Free throw pct	.715	.723	* 2-3-11	at DePaul	w 83-58	10982
F-Throws made per game	16.4	10.9	* 2-6-11	RUTGERS	w 76-69	8139
REBOUNDS	571	546	* 2-9-11	LOUISVILLE	wot 89-79	8659
Rebounds per game	33.6	32.1	* 2-12-11	at USF	w 78-55	6104
Rebounding margin	+1.5	-	* 2-19-11	at West Virginia	L 58-72	12298
ASSISTS	262	232	* 2-23-11	at Providence College	w 94-93	11185
Assists per game	15.4	13.6	* 2-26-11	SETON HALL	w 60-48	9149
TURNOVERS	192	183	* 2-28-11	VILLANOVA	w 93-72	9149
Turnovers per game	11.3	10.8				
Turnover margin	-0.5	-				
Assist/turnover ratio	1.4	1.3				
STEALS	90	94				
Steals per game	5.3	5.5				
BLOCKS	57	54				
Blocks per game	3.4	3.2				
ATTENDANCE	77026	101719				
Home games-Avg/Game	9-8558	8-12715				
Neutral site-Avg/Game	-	0-0				

* = Conference game
 ^ = Old Spice Classic (Orlando, Fla.)
 @ = SEC/BIG EAST Invitational (Louisville, Ky.)

Score by Periods	1st	2nd	OT	Totals
Notre Dame	589	616	15	1220
Opponents	502	630	5	1137

2010-11 Notre Dame Men's Basketball
 Notre Dame Season Schedule/Results & Leaders (as of Feb 28, 2011)
 All games

RECORD:	OVERALL	HOME	AWAY	NEUTRAL
ALL GAMES	24-5	17-0	4-4	3-1
CONFERENCE	13-4	9-0	4-4	0-0
NON-CONFERENCE	11-1	8-0	0-0	3-1

Date	Opponent	Score	Att.	High Points	High Rebounds
11-12-10	GEORGIA SOUTHERN	w 98-61	8165	(20)HANSBROUGH, Ben	(7)SCOTT, Carleton
11-14-10	LIBERTY	w 72-51	6478	(19)HANSBROUGH, Ben	(9)NASH, Tyrone
11-17-10	CHICAGO STATE	w 102-62	6252	(22)HANSBROUGH, Ben	(11)SCOTT, Carleton
11-22-10	MAINE	w 97-72	6303	(26)ABROMAITIS, Tim	(11)NASH, Tyrone
11-25-10	^vs Georgia	Wo2 89-83	2973	(25)ABROMAITIS, Tim	(11)SCOTT, Carleton
11-26-10	^vs California	w 57-44	2932	(16)SCOTT, Carleton	(11)ABROMAITIS, Tim
11-28-10	^vs Wisconsin	w 58-51	3428	(12)SCOTT, Carleton (12)ATKINS, Eric	(9)ABROMAITIS, Tim
11-30-10	INDIANA STATE	w 81-72	7080	(24)HANSBROUGH, Ben	(8)SCOTT, Carleton
12-8-10	@vs Kentucky	58-72 L	17404	(21)HANSBROUGH, Ben	(8)SCOTT, Carleton (8)ABROMAITIS, Tim
12-11-10	GONZAGA	w 83-79	8570	(23)SCOTT, Carleton	(8)ABROMAITIS, Tim
12-19-10	STONY BROOK	w 88-62	6211	(22)ABROMAITIS, Tim	(8)ABROMAITIS, Tim
12-22-10	UMBC	w 93-53	6265	(21)ABROMAITIS, Tim	(11)ABROMAITIS, Tim
12-29-10	*GEORGETOWN	w 69-55	9149	(20)ABROMAITIS, Tim	(10)NASH, Tyrone
1-1-11	*at Syracuse	58-70 L	23058	(15)ABROMAITIS, Tim	(7)ABROMAITIS, Tim (7)MARTIN, Scott
1-4-11	*CONNECTICUT	w 73-70	7291	(21)HANSBROUGH, Ben	(7)NASH, Tyrone (7)ABROMAITIS, Tim
1-8-11	*ST. JOHN'S	w 76-61	8032	(26)HANSBROUGH, Ben	(9)ABROMAITIS, Tim
1-10-11	*at Marquette	57-79 L	16951	(15)ATKINS, Eric	(11)MARTIN, Scott
1-16-11	*at ST. JOHN'S	54-72 L	8550	(18)HANSBROUGH, Ben	(4)HANSBROUGH, Ben (4)BROOKS, Joey (4)MARTIN, Scott
1-19-11	*CINCINNATI	w 66-58	8309	(13)HANSBROUGH, Ben (13)NASH, Tyrone	(8)MARTIN, Scott
1-22-11	*MARQUETTE	w 80-75	9149	(28)HANSBROUGH, Ben	(10)SCOTT, Carleton
1-24-11	*at PITT	w 56-51	12591	(19)HANSBROUGH, Ben	(9)SCOTT, Carleton
2-3-11	*at DePaul	w 83-58	10982	(24)HANSBROUGH, Ben	(8)NASH, Tyrone
2-6-11	*RUTGERS	w 76-69	8139	(25)HANSBROUGH, Ben	(11)SCOTT, Carleton
2-9-11	*LOUISVILLE	Wot 89-79	8659	(25)HANSBROUGH, Ben	(8)ABROMAITIS, Tim (8)SCOTT, Carleton
2-12-11	*at USF	w 78-55	6104	(18)COOLEY, Jack	(11)SCOTT, Carleton
2-19-11	*at West Virginia	58-72 L	12298	(19)HANSBROUGH, Ben	(11)SCOTT, Carleton
2-23-11	*at Providence College	w 94-93	11185	(32)HANSBROUGH, Ben	(10)SCOTT, Carleton
2-26-11	*SETON HALL	w 60-48	9149	(22)ABROMAITIS, Tim	(10)SCOTT, Carleton
2-28-11	*VILLANOVA	w 93-72	9149	(30)ABROMAITIS, Tim (30)HANSBROUGH, Ben	(11)NASH, Tyrone

* = Conference game

^ = Old Spice Classic (Orlando, Fla.)

@ = SEC/BIG EAST Invitational (Louisville, Ky.)

Attendance Summary	Games	Attend	Avg/Game
Home	17	132350	7785
Away	8	101719	12715
Neutral	4	26737	6684
Total	29	260806	8993

2010-11 Notre Dame Men's Basketball
 Notre Dame Extended Season Box Score (as of Feb 28, 2011)
 All games

RECORD:	OVERALL	HOME	AWAY	NEUTRAL
ALL GAMES	24-5	17-0	4-4	3-1
CONFERENCE	13-4	9-0	4-4	0-0
NON-CONFERENCE	11-1	8-0	0-0	3-1

##	Player	gp-gs	min	avg	Total		3-Point		F-Throw		Rebounds			avg	pf	dq	a	a/g	to	to/g	a/to	blk	blk/g	stl	stl/g	pts	avg
					fg-fga	fg%	3fg-fga	3fg%	ft-fa	ft%	off	def	tot														
23	HANSBROUGH, Ben	29-29	1022	35.2	166-345	.481	73-167	.437	130-159	.818	23	88	111	3.8	74	1	121	4.17	66	2.28	1.83	2	0.07	39	1.34	535	18.4
21	ABROMAITIS, Tim	29-29	986	34.0	142-313	.454	66-154	.429	96-124	.774	39	141	180	6.2	55	1	52	1.79	48	1.66	1.08	14	0.48	25	0.86	446	15.4
34	SCOTT, Carleton	25-24	751	30.0	98-213	.460	38-104	.365	49-55	.891	36	146	182	7.3	59	1	54	2.16	36	1.44	1.50	46	1.84	16	0.64	283	11.3
14	MARTIN, Scott	28-28	850	30.4	96-228	.421	30-88	.341	50-75	.667	30	105	135	4.8	56	0	50	1.79	42	1.50	1.19	9	0.32	12	0.43	272	9.7
01	NASH, Tyrone	29-29	844	29.1	83-168	.494	1-2	.500	110-160	.688	74	103	177	6.1	66	3	80	2.76	51	1.76	1.57	16	0.55	9	0.31	277	9.6
00	ATKINS, Eric	29-6	755	26.0	53-124	.427	20-53	.377	47-66	.712	13	42	55	1.9	50	0	99	3.41	35	1.21	2.83	1	0.03	20	0.69	173	6.0
45	COOLEY, Jack	29-0	298	10.3	48-73	.658	0-0	.000	15-28	.536	42	44	86	3.0	42	0	11	0.38	9	0.31	1.22	15	0.52	6	0.21	111	3.8
33	BROGHAMMER, Mike	10-0	52	5.2	8-20	.400	0-0	.000	2-6	.333	6	4	10	1.0	8	0	1	0.10	2	0.20	0.50	2	0.20	0	0.00	18	1.8
12	DRAGICEVICH, Alex	12-0	55	4.6	5-17	.294	2-10	.200	8-12	.667	3	6	9	0.8	1	0	2	0.17	2	0.17	1.00	0	0.00	0	0.00	20	1.7
32	BROOKS, Joey	24-0	194	8.1	11-30	.367	1-11	.091	15-35	.429	6	22	28	1.2	19	0	10	0.42	15	0.63	0.67	0	0.00	9	0.38	38	1.6
25	KNIGHT, Tom	12-0	47	3.9	8-18	.444	0-0	.000	2-2	1.000	7	8	15	1.3	2	0	3	0.25	1	0.08	3.00	2	0.17	0	0.00	18	1.5
05	KOPKO, Tom	10-0	21	2.1	2-8	.250	1-5	.200	0-0	.000	2	0	2	0.2	0	0	3	0.30	0	0.00	99.00	0	0.00	0	0.00	5	0.5
Total.....		29	5875		720-1557	.462	232-594	.391	524-722	.726	321	756	1077	37.1	434	6	486	16.76	317	10.93	1.53	107	3.69	136	4.69	2196	75.7
Opponents.....		29	5875		697-1695	.411	202-559	.361	303-427	.710	307	623	930	32.1	600	-	400	13.79	309	10.66	1.29	90	3.10	154	5.31	1899	65.5

Score by Periods	1st	2nd	OT	OT2	Totals
Notre Dame	1074	1080	22	20	2196
Opponents	840	1033	12	14	1899

2010-11 Notre Dame Men's Basketball
 Notre Dame Overall Team Statistics (as of Feb 28, 2011)
 All games

TEAM STATISTICS	ND	OPP
SCORING	2196	1899
Points per game	75.7	65.5
Scoring margin	+10.2	-
FIELD GOALS-ATT	720-1557	697-1695
Field goal pct	.462	.411
3 POINT FG-ATT	232-594	202-559
3-point FG pct	.391	.361
3-pt FG made per game	8.0	7.0
FREE THROWS-ATT	524-722	303-427
Free throw pct	.726	.710
F-Throws made per game	18.1	10.4
REBOUNDS	1077	930
Rebounds per game	37.1	32.1
Rebounding margin	+5.1	-
ASSISTS	486	400
Assists per game	16.8	13.8
TURNOVERS	317	309
Turnovers per game	10.9	10.7
Turnover margin	-0.3	-
Assist/turnover ratio	1.5	1.3
STEALS	136	154
Steals per game	4.7	5.3
BLOCKS	107	90
Blocks per game	3.7	3.1
WINNING STREAK	3	-
Home win streak	17	-
ATTENDANCE	132350	128456
Home games-Avg/Game	17-7785	8-12715
Neutral site-Avg/Game	-	4-6684

Score by Periods	1st	2nd	OT	OT2	Totals
Notre Dame	1074	1080	22	20	2196
Opponents	840	1033	12	14	1899

2010-11 Notre Dame Men's Basketball
 Notre Dame Team Game-by-Game Comparison (as of Feb 28, 2011)
 All games

Opponent	1st	2nd	Score	Mar	Total FG	FG Pct	3-Pointers	3FG Pct	Free Throws	FT Pct	Rebounds	Assist	T/Over	Block	Steal	Fouls
GEORGIA SOUTHERN	62/23	36/38	98-61	+37	33-68/16-48	.485/.333	8-26/3-15	.308/.200	24-27/26-34	.889/.765	46/27 +19	21/11	10/17	2/3	8/4	25/24
LIBERTY	41/22	31/29	72-51	+21	23-55/21-59	.418/.356	10-28/5-17	.357/.294	16-25/4-7	.640/.571	42/36 +6	16/14	12/15	4/2	4/3	11/26
CHICAGO STATE	52/31	50/31	102-62	+40	34-69/21-61	.493/.344	12-31/7-20	.387/.350	22-34/13-20	.647/.650	59/28 +31	29/17	9/11	6/1	3/5	15/25
MAINE	52/34	45/38	97-72	+25	30-52/30-62	.577/.484	12-18/7-16	.667/.438	25-27/5-9	.926/.556	36/21 +15	26/16	10/6	5/3	2/3	15/19
Georgia	25/37	37/25	89-83	+6	26-57/32-73	.456/.438	7-17/9-34	.412/.265	30-43/10-20	.698/.500	42/39 +3	10/19	16/12	1/4	2/9	16/27
California	21/5	36/39	57-44	+13	15-54/16-61	.278/.262	1-20/6-21	.050/.286	26-37/6-9	.703/.667	45/44 +1	12/8	10/15	8/6	4/4	15/28
Wisconsin	22/19	36/32	58-51	+7	17-48/20-57	.354/.351	4-14/7-23	.286/.304	20-25/4-4	.800/1000	43/28 +15	7/14	9/4	3/5	1/5	8/22
INDIANA STATE	38/33	43/39	81-72	+9	28-52/27-61	.538/.443	9-20/4-15	.450/.267	16-22/14-18	.727/.778	36/27 +9	21/14	12/7	5/4	4/7	16/22
Kentucky	40/40	18/32	58-72	(14)	20-55/23-57	.364/.404	6-23/9-24	.261/.375	12-20/17-22	.600/.773	34/42 (8)	13/11	10/9	3/2	2/4	19/16
GONZAGA	43/37	40/42	83-79	+4	24-48/29-55	.500/.527	11-20/11-20	.550/.550	24-36/10-12	.667/.833	28/27 +1	19/20	8/9	2/3	6/3	17/27
STONY BROOK	41/28	47/34	88-62	+26	34-63/26-69	.540/.377	9-18/6-16	.500/.375	11-12/4-8	.917/.500	42/33 +9	28/11	9/8	5/2	4/5	10/17
UMBC	48/29	45/24	93-53	+40	32-69/22-65	.464/.338	10-29/4-22	.345/.182	19-24/5-8	.792/.625	53/32 +21	22/13	10/13	6/1	6/8	8/17
GEORGETOWN	34/26	35/29	69-55	+14	20-52/23-54	.385/.426	7-16/4-22	.438/.182	22-27/5-9	.815/.556	35/33 +2	14/16	11/15	3/6	6/6	13/24
Syracuse	33/34	25/36	58-70	(12)	23-54/28-57	.426/.491	7-21/5-17	.333/.294	5-7/9-15	.714/.600	28/36 (8)	18/15	15/11	3/7	6/10	15/12
CONNECTICUT	38/30	35/40	73-70	+3	23-53/26-59	.434/.441	8-19/7-18	.421/.389	19-31/11-12	.613/.917	36/33 +3	15/16	8/12	5/6	7/6	17/23
ST. JOHN'S	44/25	32/36	76-61	+15	25-49/21-55	.510/.382	8-22/2-11	.364/.182	18-23/17-19	.783/.895	33/31 +2	15/9	15/15	2/3	7/6	20/22
Marquette	28/33	29/46	57-79	(22)	21-53/26-49	.396/.531	3-16/12-17	.188/.706	12-17/15-21	.706/.714	28/33 (5)	11/17	13/12	0/2	7/4	20/16
ST. JOHN'S	19/26	35/46	54-72	(18)	16-39/22-45	.410/.489	3-15/4-9	.200/.444	19-32/24-29	.594/.828	24/32 (8)	11/10	20/16	2/3	6/5	25/25
CINCINNATI	33/19	33/39	66-58	+8	20-44/23-60	.455/.383	7-14/7-16	.500/.438	19-24/5-8	.792/.625	32/32 -	16/14	10/8	3/2	4/4	14/22
MARQUETTE	36/45	44/30	80-75	+5	23-43/25-56	.535/.446	6-14/10-20	.429/.500	28-36/15-17	.778/.882	32/25 +7	13/17	7/7	4/3	4/4	17/25
PITT	23/28	33/23	56-51	+5	19-39/18-45	.487/.400	9-18/6-15	.500/.400	9-13/9-16	.692/.563	23/29 (6)	11/9	10/8	4/3	2/4	12/14
DePaul	37/24	46/34	83-58	+25	27-53/19-54	.509/.352	9-21/9-25	.429/.360	20-26/11-16	.769/.688	35/36 (1)	17/11	9/18	2/4	7/4	12/22
RUTGERS	37/33	39/36	76-69	+7	22-47/27-62	.468/.435	5-15/7-20	.333/.350	27-34/8-12	.794/.667	36/31 +5	15/16	9/7	4/2	4/9	13/26
LOUISVILLE	40/44	34/30	89-79	+10	30-63/31-64	.476/.484	9-20/9-21	.450/.429	20-28/8-11	.714/.727	42/30 +12	16/19	7/10	3/2	6/4	12/19
USF	41/17	37/38	78-55	+23	34-61/21-69	.557/.304	7-17/7-22	.412/.318	3-7/6-11	.429/.545	40/41 (1)	23/8	13/14	8/3	8/7	10/9
West Virginia	27/26	31/46	58-72	(14)	21-60/22-54	.350/.407	8-27/8-20	.296/.400	8-13/20-27	.615/.741	39/38 +1	11/11	10/5	3/5	3/5	21/14
Providence College	48/38	46/55	94-93	+1	32-57/37-68	.561/.544	9-22/11-21	.409/.524	21-30/8-14	.700/.571	33/28 +5	20/15	10/4	4/1	3/6	12/22
SETON HALL	24/27	36/21	60-48	+12	19-48/17-56	.396/.304	8-21/5-16	.381/.313	14-22/9-10	.636/.900	41/32 +9	13/11	15/12	4/1	5/7	11/17
VILLANOVA	47/27	46/45	93-72	+21	29-52/28-60	.558/.467	20-32/11-26	.625/.423	15-20/5-9	.750/.556	34/26 +8	23/18	10/9	3/1	5/3	15/18

Note: Game totals are displayed in the format TEAM/OPPONENT for each category

2010-11 Notre Dame Men's Basketball
 Notre Dame Points-Rebounds-Assists (as of Feb 28, 2011)
 All games

Opponent	Date	Score	00		01		05		12		14		21		23	
			ATKINS,ERI	NASH,TYRON	KOPKO,TOM	DRAGICEVIC	MARTIN,SCO	ABROMAITIS	HANSBROUGH							
GEORGIA SOUTHERN	11-12-10	98-61	w	9-3-3	7-2-1	0-1-0	9-3-0	7-5-2	10-5-3	20-3-4						
LIBERTY	11-14-10	72-51	w	10-1-4	16-9-1	0-0-0	0-0-0	6-3-3	13-7-0	19-2-4						
CHICAGO STATE	11-17-10	102-62	w	12-3-5	11-10-7	0-1-0	4-1-0	DNP	21-10-7	22-5-6						
MAINE	11-22-10	97-72	w	3-3-5	13-11-5	3-0-0	0-1-0	15-5-3	26-3-3	11-2-9						
vs Georgia	11-25-10	89-83	w	9-4-1	18-6-2	DNP	DNP	6-2-0	25-6-0	13-5-2						
vs California	11-26-10	57-44	w	4-0-2	11-5-3	DNP	DNP	11-6-1	7-11-2	7-6-1						
vs Wisconsin	11-28-10	58-51	w	12-3-2	8-6-3	DNP	DNP	6-7-1	10-9-0	10-6-1						
INDIANA STATE	11-30-10	81-72	w	0-3-4	16-7-4	DNP	DNP	15-5-2	13-4-3	24-2-5						
vs Kentucky	12-8-10	58-72	L	4-5-4	8-2-1	DNP	DNP	7-5-1	4-8-2	21-0-2						
GONZAGA	12-11-10	83-79	w	12-7-3	3-1-5	DNP	DNP	9-3-2	21-8-4	13-3-3						
STONY BROOK	12-19-10	88-62	w	2-3-5	4-6-2	0-0-1	0-0-0	9-6-3	22-8-3	14-4-8						
UMBC	12-22-10	93-53	w	9-5-4	7-7-1	0-0-1	1-2-1	15-3-0	21-11-2	10-3-3						
GEORGETOWN	12-29-10	69-55	w	0-1-2	15-10-3	DNP	DNP	11-3-1	20-4-1	17-6-3						
at Syracuse	1-1-11	58-70	L	3-1-2	5-6-1	DNP	DNP	10-7-6	15-7-2	12-3-5						
CONNECTICUT	1-4-11	73-70	w	7-1-5	11-7-3	DNP	DNP	13-3-2	19-7-1	21-5-4						
ST. JOHN'S	1-8-11	76-61	w	8-0-4	8-2-1	DNP	DNP	12-8-3	12-9-4	26-4-3						
at Marquette	1-10-11	57-79	L	15-0-2	6-5-5	DNP	2-0-1	10-11-1	10-4-0	9-2-2						
at ST. JOHN'S	1-16-11	54-72	L	8-1-7	7-3-2	0-0-0	1-0-0	4-4-0	10-3-0	18-4-2						
CINCINNATI	1-19-11	66-58	w	11-3-5	13-7-3	DNP	DNP	11-8-1	12-6-1	13-3-5						
MARQUETTE	1-22-11	80-75	w	12-1-2	13-4-2	DNP	DNP	10-3-2	6-4-0	28-5-6						
at PITT	1-24-11	56-51	w	2-0-1	5-4-2	DNP	DNP	10-1-1	2-2-0	19-4-7						
at DePaul	2-3-11	83-58	w	6-2-3	10-8-4	0-0-1	0-1-0	15-7-1	13-4-1	24-3-3						
RUTGERS	2-6-11	76-69	w	5-2-6	8-5-0	DNP	DNP	14-2-3	10-8-1	25-6-5						
LOUISVILLE	2-9-11	89-79	w	2-1-6	7-6-1	DNP	DNP	6-6-4	23-8-2	25-6-2						
at USF	2-12-11	78-55	w	0-0-7	10-6-2	0-0-0	3-0-0	10-7-2	12-3-1	12-2-8						
at West Virginia	2-19-11	58-72	L	0-1-3	10-4-2	DNP	0-0-0	9-6-0	9-4-2	19-7-2						
at Providence College	2-23-11	94-93	w	3-1-0	13-8-7	DNP	DNP	10-5-1	28-5-1	32-1-4						
SETON HALL	2-26-11	60-48	w	0-0-1	3-9-5	DNP	DNP	6-4-3	22-8-2	21-7-2						
VILLANOVA	2-28-11	93-72	w	5-0-1	11-11-2	2-0-0	0-1-0	5-0-1	30-4-4	30-2-10						

Opponent	Date	Score	25		32		33		34		45	
			KNIGHT,TOM	BROOKS,JOE	BROGHAMME	SCOTT,CARL	COOLEY,JAC					
GEORGIA SOUTHERN	11-12-10	98-61	w	7-4-1	7-3-2	5-2-0	6-7-4	11-6-1				
LIBERTY	11-14-10	72-51	w	0-1-1	4-3-1	0-1-0	4-6-2	0-4-0				
CHICAGO STATE	11-17-10	102-62	w	0-2-0	5-4-1	4-4-0	17-11-3	6-5-0				
MAINE	11-22-10	97-72	w	2-0-0	0-0-1	0-0-0	11-2-0	13-5-0				
vs Georgia	11-25-10	89-83	w	DNP	0-0-0	DNP	11-11-3	7-4-2				
vs California	11-26-10	57-44	w	DNP	0-0-0	DNP	16-10-2	1-2-1				
vs Wisconsin	11-28-10	58-51	w	DNP	DNP	DNP	12-7-0	0-2-0				
INDIANA STATE	11-30-10	81-72	w	DNP	2-3-1	DNP	11-8-2	0-0-0				
vs Kentucky	12-8-10	58-72	L	DNP	0-0-0	DNP	10-8-1	4-5-2				
GONZAGA	12-11-10	83-79	w	DNP	0-0-0	0-0-0	23-4-2	2-1-0				
STONY BROOK	12-19-10	88-62	w	0-1-0	6-2-1	4-0-0	20-4-5	7-3-0				
UMBC	12-22-10	93-53	w	7-5-0	0-4-3	3-3-1	12-4-6	8-4-0				
GEORGETOWN	12-29-10	69-55	w	DNP	DNP	DNP	4-7-4	2-1-0				
at Syracuse	1-1-11	58-70	L	0-0-0	0-0-0	0-0-0	9-0-2	4-2-0				
CONNECTICUT	1-4-11	73-70	w	DNP	0-0-0	DNP	DNP	2-6-0				
ST. JOHN'S	1-8-11	76-61	w	DNP	5-1-0	DNP	DNP	5-6-0				
at Marquette	1-10-11	57-79	L	0-1-0	3-1-0	2-0-0	DNP	0-3-0				
at ST. JOHN'S	1-16-11	54-72	L	0-0-0	4-4-0	0-0-0	DNP	2-2-0				
CINCINNATI	1-19-11	66-58	w	DNP	0-2-0	DNP	6-2-1	0-0-0				
MARQUETTE	1-22-11	80-75	w	DNP	0-0-0	DNP	11-10-1	0-0-0				
at PITT	1-24-11	56-51	w	DNP	DNP	DNP	16-9-0	2-1-0				
at DePaul	2-3-11	83-58	w	2-0-0	2-0-0	DNP	8-5-3	3-1-1				
RUTGERS	2-6-11	76-69	w	DNP	0-0-0	DNP	12-11-0	2-1-0				
LOUISVILLE	2-9-11	89-79	w	DNP	DNP	DNP	16-8-1	10-3-0				
at USF	2-12-11	78-55	w	0-0-0	0-0-0	DNP	13-11-3	18-8-0				
at West Virginia	2-19-11	58-72	L	DNP	0-1-0	DNP	11-11-1	0-3-1				
at Providence College	2-23-11	94-93	w	DNP	0-0-0	DNP	6-10-5	2-2-2				
SETON HALL	2-26-11	60-48	w	DNP	DNP	DNP	8-10-0	0-1-0				
VILLANOVA	2-28-11	93-72	w	0-1-1	0-0-0	DNP	10-6-3	0-5-1				

2010-11 Notre Dame Men's Basketball
 Notre Dame Team High/Low Analysis (as of Feb 28, 2011)
 All games

Notre Dame - TEAM GAME HIGHS

POINTS	102	CHICAGO STATE (11-17-10)
	98	GEORGIA SOUTHERN (11-12-10)
	97	MAINE (11-22-10)
	94	at Providence College (2-23-11)
	93	VILLANOVA (2-28-11)
	93	UMBC (12-22-10)
FIELD GOALS MADE	34	at USF (2-12-11)
	34	STONY BROOK (12-19-10)
	34	CHICAGO STATE (11-17-10)
FIELD GOAL ATTEMPTS	69	UMBC (12-22-10)
	69	CHICAGO STATE (11-17-10)
FIELD GOAL PERCENTAGE	.577 (30-52)	MAINE (11-22-10)
	.561 (32-57)	at Providence College (2-23-11)
3 PT FIELD GOALS MADE	20	VILLANOVA (2-28-11)
	12	MAINE (11-22-10)
	12	CHICAGO STATE (11-17-10)
3 PT FG ATTEMPTS	32	VILLANOVA (2-28-11)
	31	CHICAGO STATE (11-17-10)
3 PT FG PERCENTAGE	.667 (12-18)	MAINE (11-22-10)
	.625 (20-32)	VILLANOVA (2-28-11)
FREE THROWS MADE	30	vs Georgia (11-25-10)
	28	MARQUETTE (1-22-11)
FREE THROW ATTEMPTS	43	vs Georgia (11-25-10)
	37	vs California (11-26-10)
FREE THROW PERCENTAGE	.926 (25-27)	MAINE (11-22-10)
	.917 (11-12)	STONY BROOK (12-19-10)
REBOUNDS	59	CHICAGO STATE (11-17-10)
	53	UMBC (12-22-10)
ASSISTS	29	CHICAGO STATE (11-17-10)
	28	STONY BROOK (12-19-10)
STEALS	8	at USF (2-12-11)
	8	GEORGIA SOUTHERN (11-12-10)
BLOCKED SHOTS	8	at USF (2-12-11)
	8	vs California (11-26-10)
TURNOVERS	20	at ST. JOHN'S (1-16-11)
	16	vs Georgia (11-25-10)
FOULS	25	at ST. JOHN'S (1-16-11)
	25	GEORGIA SOUTHERN (11-12-10)

2010-11 Notre Dame Men's Basketball
 Notre Dame High/Low Analysis (as of Feb 28, 2011)
 All games

Opponent - GAME HIGHS

POINTS	93		at Providence College (2-23-11)
	83		vs Georgia (11-25-10)
	79		LOUISVILLE (2-9-11)
	79		at Marquette (1-10-11)
	79		GONZAGA (12-11-10)
FIELD GOALS MADE	37		at Providence College (2-23-11)
	32		vs Georgia (11-25-10)
FIELD GOAL ATTEMPTS	73		vs Georgia (11-25-10)
	69		at USF (2-12-11)
	69		STONY BROOK (12-19-10)
FIELD GOAL PERCENTAGE	.544	(37-68)	at Providence College (2-23-11)
	.531	(26-49)	at Marquette (1-10-11)
3 PT FIELD GOALS MADE	12		at Marquette (1-10-11)
	11		VILLANOVA (2-28-11)
	11		at Providence College (2-23-11)
	11		GONZAGA (12-11-10)
3 PT FG ATTEMPTS	34		vs Georgia (11-25-10)
	26		VILLANOVA (2-28-11)
3 PT FG PERCENTAGE	.706	(12-17)	at Marquette (1-10-11)
	.550	(11-20)	GONZAGA (12-11-10)
FREE THROWS MADE	26		GEORGIA SOUTHERN (11-12-10)
	24		at ST. JOHN'S (1-16-11)
FREE THROW ATTEMPTS	34		GEORGIA SOUTHERN (11-12-10)
	29		at ST. JOHN'S (1-16-11)
FREE THROW PERCENTAGE	1.000	(4-4)	vs Wisconsin (11-28-10)
	.917	(11-12)	CONNECTICUT (1-4-11)
REBOUNDS	44		vs California (11-26-10)
	42		vs Kentucky (12-8-10)
ASSISTS	20		GONZAGA (12-11-10)
	19		LOUISVILLE (2-9-11)
	19		vs Georgia (11-25-10)
STEALS	10		at Syracuse (1-1-11)
	9		RUTGERS (2-6-11)
	9		vs Georgia (11-25-10)
BLOCKED SHOTS	7		at Syracuse (1-1-11)
	6		CONNECTICUT (1-4-11)
	6		GEORGETOWN (12-29-10)
	6		vs California (11-26-10)
TURNOVERS	18		at DePaul (2-3-11)
	17		GEORGIA SOUTHERN (11-12-10)
FOULS	28		vs California (11-26-10)
	27		GONZAGA (12-11-10)
	27		vs Georgia (11-25-10)

2010-11 Notre Dame Men's Basketball
 Notre Dame High/Low Analysis (as of Feb 28, 2011)
 All games

Notre Dame - GAME LOWS

POINTS	54		at ST. JOHN'S (1-16-11)
	56		at PITT (1-24-11)
	57		vs California (11-26-10)
	57		at Marquette (1-10-11)
	58		vs Wisconsin (11-28-10)
	58		vs Kentucky (12-8-10)
	58		at Syracuse (1-1-11)
	58		at West Virginia (2-19-11)
FIELD GOALS MADE	15		vs California (11-26-10)
	16		at ST. JOHN'S (1-16-11)
FIELD GOAL ATTEMPTS	39		at ST. JOHN'S (1-16-11)
	39		at PITT (1-24-11)
FIELD GOAL PERCENTAGE	.278	(15-54)	vs California (11-26-10)
	.350	(21-60)	at West Virginia (2-19-11)
3 PT FIELD GOALS MADE	1		vs California (11-26-10)
	3		at Marquette (1-10-11)
	3		at ST. JOHN'S (1-16-11)
3 PT FG ATTEMPTS	14		vs Wisconsin (11-28-10)
	14		CINCINNATI (1-19-11)
	14		MARQUETTE (1-22-11)
3 PT FG PERCENTAGE	.050	(1-20)	vs California (11-26-10)
	.188	(3-16)	at Marquette (1-10-11)
FREE THROWS MADE	3		at USF (2-12-11)
	5		at Syracuse (1-1-11)
FREE THROW ATTEMPTS	7		at Syracuse (1-1-11)
	7		at USF (2-12-11)
FREE THROW PERCENTAGE	.429	(3-7)	at USF (2-12-11)
	.594	(19-32)	at ST. JOHN'S (1-16-11)
REBOUNDS	23		at PITT (1-24-11)
	24		at ST. JOHN'S (1-16-11)
ASSISTS	7		vs Wisconsin (11-28-10)
	10		vs Georgia (11-25-10)
STEALS	1		vs Wisconsin (11-28-10)
	2		MAINE (11-22-10)
	2		vs Georgia (11-25-10)
	2		vs Kentucky (12-8-10)
	2		at PITT (1-24-11)
BLOCKED SHOTS	0		at Marquette (1-10-11)
	1		vs Georgia (11-25-10)
TURNOVERS	7		MARQUETTE (1-22-11)
	7		LOUISVILLE (2-9-11)
FOULS	8		vs Wisconsin (11-28-10)
	8		UMBC (12-22-10)

2010-11 Notre Dame Men's Basketball
 Notre Dame High/Low Analysis (as of Feb 28, 2011)
 All games

Opponent - GAME LOWS

POINTS	44	vs California (11-26-10)
	48	SETON HALL (2-26-11)
	51	LIBERTY (11-14-10)
	51	vs Wisconsin (11-28-10)
	51	at PITT (1-24-11)
FIELD GOALS MADE	16	GEORGIA SOUTHERN (11-12-10)
	16	vs California (11-26-10)
FIELD GOAL ATTEMPTS	45	at ST. JOHN'S (1-16-11)
	45	at PITT (1-24-11)
FIELD GOAL PERCENTAGE	.262 (16-61)	vs California (11-26-10)
	.304 (17-56)	SETON HALL (2-26-11)
3 PT FIELD GOALS MADE	2	ST. JOHN'S (1-8-11)
	3	GEORGIA SOUTHERN (11-12-10)
3 PT FG ATTEMPTS	9	at ST. JOHN'S (1-16-11)
	11	ST. JOHN'S (1-8-11)
3 PT FG PERCENTAGE	.182 (2-11)	ST. JOHN'S (1-8-11)
	.182 (4-22)	UMBC (12-22-10)
	.182 (4-22)	GEORGETOWN (12-29-10)
FREE THROWS MADE	4	LIBERTY (11-14-10)
	4	vs Wisconsin (11-28-10)
	4	STONY BROOK (12-19-10)
FREE THROW ATTEMPTS	4	vs Wisconsin (11-28-10)
	7	LIBERTY (11-14-10)
FREE THROW PERCENTAGE	.500 (4-8)	STONY BROOK (12-19-10)
	.500 (10-20)	vs Georgia (11-25-10)
REBOUNDS	21	MAINE (11-22-10)
	25	MARQUETTE (1-22-11)
ASSISTS	8	vs California (11-26-10)
	8	at USF (2-12-11)
STEALS	3	LIBERTY (11-14-10)
	3	MAINE (11-22-10)
	3	GONZAGA (12-11-10)
	3	VILLANOVA (2-28-11)
BLOCKED SHOTS	1	CHICAGO STATE (11-17-10)
	1	UMBC (12-22-10)
	1	at Providence College (2-23-11)
	1	SETON HALL (2-26-11)
	1	VILLANOVA (2-28-11)
TURNOVERS	4	vs Wisconsin (11-28-10)
	4	at Providence College (2-23-11)
FOULS	9	at USF (2-12-11)
	12	at Syracuse (1-1-11)

2010-11 Notre Dame Men's Basketball
 Notre Dame Player High/Low Analysis (as of Feb 28, 2011)
 All games

Notre Dame - INDIVIDUAL GAME HIGHS

Points	32		HANSBROUGH, Ben at Providence College (2-23-11)
	30		ABROMAITIS, Tim vs Villanova (2-28-11)
	30		HANSBROUGH, Ben vs Villanova (2-28-11)
	28		ABROMAITIS, Tim at Providence College (2-23-11)
	28		HANSBROUGH, Ben vs Marquette (1-22-11)
Field Goals Made	11		ABROMAITIS, Tim at Providence College (2-23-11)
	10		ABROMAITIS, Tim vs Villanova (2-28-11)
	10		HANSBROUGH, Ben at Providence College (2-23-11)
	10		HANSBROUGH, Ben vs Marquette (1-22-11)
Field Goal Att.	18		HANSBROUGH, Ben at West Virginia (2-19-11)
	17		ABROMAITIS, Tim vs Villanova (2-28-11)
	17		HANSBROUGH, Ben vs Louisville (2-9-11)
	17		SCOTT, Carleton vs California (11-26-10)
FG Pct (min 5 made)	1.000	(8-8)	SCOTT, Carleton vs Stony Brook (12-19-10)
	1.000	(5-5)	COOLEY, Jack vs Louisville (2-9-11)
3-Point FG Made	9		ABROMAITIS, Tim vs Villanova (2-28-11)
	7		HANSBROUGH, Ben vs Villanova (2-28-11)
3-Point FG Att.	13		ABROMAITIS, Tim vs Villanova (2-28-11)
	10		HANSBROUGH, Ben vs Villanova (2-28-11)
	10		HANSBROUGH, Ben vs Louisville (2-9-11)
	10		HANSBROUGH, Ben vs Chicago State (11-17-10)
3-Pt FG Pct (min 2 made)	1.000	(4-4)	SCOTT, Carleton vs Stony Brook (12-19-10)
	1.000	(2-2)	SCOTT, Carleton vs Rutgers (2-6-11)
	1.000	(2-2)	ATKINS, Eric vs Marquette (1-22-11)
	1.000	(2-2)	MARTIN, Scott vs Cincinnati (1-19-11)
	1.000	(2-2)	SCOTT, Carleton vs Cincinnati (1-19-11)
Free Throws Made	12		NASH, Tyrone vs Liberty (11-14-10)
	11		HANSBROUGH, Ben vs Rutgers (2-6-11)
	11		HANSBROUGH, Ben vs Cincinnati (1-19-11)
	11		NASH, Tyrone vs Maine (11-22-10)
Free Throw Att.	15		NASH, Tyrone vs Liberty (11-14-10)
	13		HANSBROUGH, Ben vs Rutgers (2-6-11)
FT Pct (min 3 made)	1.000	(10-10)	HANSBROUGH, Ben vs Georgetown (12-29-10)
	1.000	(9-9)	ABROMAITIS, Tim vs Louisville (2-9-11)
	1.000	(7-7)	HANSBROUGH, Ben vs Villanova (2-28-11)
	1.000	(6-6)	HANSBROUGH, Ben vs Marquette (1-22-11)
	1.000	(6-6)	HANSBROUGH, Ben vs St. John's (1-8-11)
	1.000	(6-6)	SCOTT, Carleton vs California (11-26-10)
	1.000	(6-6)	ABROMAITIS, Tim vs Maine (11-22-10)
	1.000	(6-6)	HANSBROUGH, Ben vs Maine (11-22-10)
	1.000	(4-4)	ABROMAITIS, Tim at DePaul (2-3-11)
	1.000	(4-4)	SCOTT, Carleton vs Marquette (1-22-11)
	1.000	(4-4)	ATKINS, Eric vs Cincinnati (1-19-11)
	1.000	(4-4)	HANSBROUGH, Ben at ST. JOHN'S (1-16-11)
	1.000	(4-4)	MARTIN, Scott at Syracuse (1-1-11)
	1.000	(4-4)	SCOTT, Carleton vs Georgetown (12-29-10)
	1.000	(4-4)	HANSBROUGH, Ben vs Stony Brook (12-19-10)
	1.000	(4-4)	HANSBROUGH, Ben vs Indiana State (11-30-10)
	1.000	(4-4)	ABROMAITIS, Tim vs Wisconsin (11-28-10)
	1.000	(4-4)	DRAGICEVICH, Alex vs Georgia Southern (11-12-10)
	1.000	(3-3)	HANSBROUGH, Ben at Marquette (1-10-11)
	1.000	(3-3)	ABROMAITIS, Tim vs Georgetown (12-29-10)
	1.000	(3-3)	ABROMAITIS, Tim vs Gonzaga (12-11-10)

	1.000	(3-3)	MARTIN, Scott vs Georgia Southern (11-12-10)
	1.000	(3-3)	COOLEY, Jack vs Georgia Southern (11-12-10)
Rebounds	11		NASH, Tyrone vs Villanova (2-28-11)
	11		SCOTT, Carleton at West Virginia (2-19-11)
	11		SCOTT, Carleton at USF (2-12-11)
	11		SCOTT, Carleton vs Rutgers (2-6-11)
	11		MARTIN, Scott at Marquette (1-10-11)
	11		ABROMAITIS, Tim vs UMBC (12-22-10)
	11		ABROMAITIS, Tim vs California (11-26-10)
	11		SCOTT, Carleton vs Georgia (11-25-10)
	11		NASH, Tyrone vs Maine (11-22-10)
	11		SCOTT, Carleton vs Chicago State (11-17-10)
Assists	10		HANSBROUGH, Ben vs Villanova (2-28-11)
	9		HANSBROUGH, Ben vs Maine (11-22-10)
Steals	5		HANSBROUGH, Ben vs Villanova (2-28-11)
	4		HANSBROUGH, Ben vs St. John's (1-8-11)
Blocked Shots	4		SCOTT, Carleton vs Indiana State (11-30-10)
	3		SCOTT, Carleton at Providence College (2-23-11)
	3		MARTIN, Scott at USF (2-12-11)
	3		SCOTT, Carleton vs Rutgers (2-6-11)
	3		NASH, Tyrone vs Connecticut (1-4-11)
	3		SCOTT, Carleton vs UMBC (12-22-10)
	3		SCOTT, Carleton vs Wisconsin (11-28-10)
	3		SCOTT, Carleton vs California (11-26-10)
	3		SCOTT, Carleton vs Chicago State (11-17-10)
Turnovers	5		HANSBROUGH, Ben vs Villanova (2-28-11)
	5		SCOTT, Carleton vs Seton Hall (2-26-11)
	5		HANSBROUGH, Ben at PITT (1-24-11)
	5		ABROMAITIS, Tim at ST. JOHN'S (1-16-11)
	5		NASH, Tyrone vs St. John's (1-8-11)
	5		MARTIN, Scott at Syracuse (1-1-11)
	5		HANSBROUGH, Ben vs Georgia (11-25-10)
Fouls	5		HANSBROUGH, Ben at West Virginia (2-19-11)
	5		ABROMAITIS, Tim at West Virginia (2-19-11)
	5		NASH, Tyrone vs Rutgers (2-6-11)
	5		NASH, Tyrone at ST. JOHN'S (1-16-11)
	5		NASH, Tyrone vs St. John's (1-8-11)
	5		SCOTT, Carleton vs Georgia (11-25-10)

2010-11 Notre Dame Men's Basketball
 Notre Dame Opponent High/Low Analysis (as of Feb 28, 2011)
 All games

OPPONENT INDIVIDUAL GAME HIGHS

Points	52		BROOKS, Marshon at Providence College (2-23-11)
	28		KURIC, Kyle vs Louisville (2-9-11)
	27		Jones, Terrence vs Kentucky (12-8-10)
	26		FERGUSON, Eric vs Georgia Southern (11-12-10)
	25		JOHNSON-ODOM, Darius vs Marquette (1-22-11)
Field Goals Made	20		BROOKS, Marshon at Providence College (2-23-11)
	9		KURIC, Kyle vs Louisville (2-9-11)
	9		MITCHELL, Jonathan vs Rutgers (2-6-11)
	9		FREEMAN, Austin vs Georgetown (12-29-10)
	9		Jones, Terrence vs Kentucky (12-8-10)
	9		LESLIE, Travis vs Georgia (11-25-10)
Field Goal Att.	28		BROOKS, Marshon at Providence College (2-23-11)
	23		WALKER, Kemba vs Connecticut (1-4-11)
FG Pct (min 5 made)	.833	(5-6)	AROP, Mangisto vs Gonzaga (12-11-10)
	.778	(7-9)	BUYCKS, Dwight at Marquette (1-10-11)
3-Point FG Made	6		BROOKS, Marshon at Providence College (2-23-11)
	6		NORIEGA, Shaun at USF (2-12-11)
3-Point FG Att.	13		WARE, Dustin vs Georgia (11-25-10)
	12		FRANKLIN, Gary vs California (11-26-10)
3-Pt FG Pct (min 2 made)	1.000	(5-5)	BUYCKS, Dwight at Marquette (1-10-11)
	1.000	(2-2)	WOODALL, Travon at PITT (1-24-11)
Free Throws Made	14		FERGUSON, Eric vs Georgia Southern (11-12-10)
	11		JOHNSON-ODOM, Darius vs Marquette (1-22-11)
Free Throw Att.	16		FERGUSON, Eric vs Georgia Southern (11-12-10)
	13		JOHNSON-ODOM, Darius vs Marquette (1-22-11)
	13		SPENCER, Rory vs Georgia Southern (11-12-10)
FT Pct (min 3 made)	1.000	(7-7)	NAPIER, Shabazz vs Connecticut (1-4-11)
	1.000	(6-6)	KURIC, Kyle vs Louisville (2-9-11)
	1.000	(6-6)	BROWN, Gilbert at PITT (1-24-11)
	1.000	(6-6)	BOOTHE, Malik at ST. JOHN'S (1-16-11)
	1.000	(6-6)	HARRIS, Elias vs Gonzaga (12-11-10)
	1.000	(5-5)	KENNEDY, D.J. at ST. JOHN'S (1-16-11)
	1.000	(4-4)	ROBINSON, Jeff vs Seton Hall (2-26-11)
	1.000	(4-4)	JONES, Kevin at West Virginia (2-19-11)
	1.000	(4-4)	YOUNG, Brandon at DePaul (2-3-11)
	1.000	(4-4)	KENNEDY, D.J. vs St. John's (1-8-11)
	1.000	(4-4)	HARDY, Dwight vs St. John's (1-8-11)
	1.000	(4-4)	Knight, Brandon vs Kentucky (12-8-10)
	1.000	(4-4)	LEUER, Jon vs Wisconsin (11-28-10)
	1.000	(4-4)	WALL, Christian vs Chicago State (11-17-10)
	1.000	(3-3)	HAZELL, Jeremy vs Seton Hall (2-26-11)
	1.000	(3-3)	WALKER, Kemba vs Connecticut (1-4-11)
Rebounds	17		Jones, Terrence vs Kentucky (12-8-10)
	12		BROWN, John vs Liberty (11-14-10)
Assists	9		JARDINE, Scoop at Syracuse (1-1-11)
	8		WAYNS, Maalik vs Villanova (2-28-11)
	8		GRAY, Steven vs Gonzaga (12-11-10)
Steals	5		LESLIE, Travis vs Georgia (11-25-10)
	4		POLYNICE, Eniel vs Seton Hall (2-26-11)
Blocked Shots	6		JACKSON, Rick at Syracuse (1-1-11)
	5		NANKIVIL, Keaton vs Wisconsin (11-28-10)
Turnovers	5		YOUNG, Brandon at DePaul (2-3-11)
	5		JARDINE, Scoop at Syracuse (1-1-11)

	5	FERGUSON, Eric vs Georgia Southern (11-12-10)
	5	DRAYTON III, Ben vs Georgia Southern (11-12-10)
Fouls	5	JENNINGS, Terrence vs Louisville (2-9-11)
	5	BIRUTA, Gilvydas vs Rutgers (2-6-11)
	5	FABER, Krys at DePaul (2-3-11)
	5	CROWDER, Jae vs Marquette (1-22-11)
	5	OTULE, Chris vs Marquette (1-22-11)
	5	WILKS, Darnell vs Cincinnati (1-19-11)
	5	ORIAKHI, Alex vs Connecticut (1-4-11)
	5	GRAY, Steven vs Gonzaga (12-11-10)
	5	GOODSON, Demetri vs Gonzaga (12-11-10)
	5	SACRE, Robert vs Gonzaga (12-11-10)
	5	HARRIS, Elias vs Gonzaga (12-11-10)
	5	GASSER, Josh vs Wisconsin (11-28-10)
	5	TAYLOR, Jordan vs Wisconsin (11-28-10)
	5	SANDERS-FRISON, Mark vs California (11-26-10)
	5	NOLTE, Connor vs Georgia (11-25-10)
	5	PRICE, Jeremy vs Georgia (11-25-10)
	5	BURNATOWSKI, Murphy vs Maine (11-22-10)
	5	BURRUS, Antwan vs Liberty (11-14-10)
	5	BAYNHAM, Marvin vs Georgia Southern (11-12-10)