




NOTRE DAME

BASEBALL



Fighting Irish Media

Matt Paras • mparas1@nd.edu

574-631-9471 (office) • 401-215-5656 (cell)

GAMES NO. 53-54 NO. 11 NOTRE DAME (24-28, 13-17) VS. NO. 7 DUKE (30-24, 15-15) & NO. 2 GEORGIA TECH (38-16, 19-11)

SERIES AT-A-GLANCE

Date	Time	Opponent	Location	Probable Rotation	TV
May 21	7:00 p.m. ET	vs. Duke	Durham Bulls Athletic Park	RHP Cameron Junker (3-4, 3.62 ERA)	RSN/ACC Network Extra
May 22	3:00 p.m. ET	vs. Georgia Tech	Durham Bulls Athletic Park	TBD	RSN/ACC Network Extra

BY THE NUMBERS

1	Tommy Sheehan recorded his first career complete game in Notre Dame's 9-2 win over No. 12 Clemson. It was the first complete game by any pitcher in the ACC this season and the first Irish complete game since April 19, 2016.
2	Tommy Sheehan tossed his second complete game of the season in Notre Dame's 5-2 win over Virginia. He leads the ACC with two complete games and he is the first Irish pitcher since Michael Hearn in 2016 to record two in the same season.
2	Senior captain Eric Gilgenbach launched two solo home runs against Ball State at the Swig and Swine Classic. It was his third career multi-home run game of his career and the first since April 13, 2018 against NC State.
4	The Irish will be heading to the ACC Tournament for the fourth time since joining the conference in 2013. The Irish have made one semifinal appearance back in 2015.
6	Daniel Jung tallied six RBI in the Alamo Irish Classic opener against EMU. It was the most in a game since Eric Gilgenbach had seven against No. 9 LSU on Feb. 18, 2018.
8	Sophomore Tommy Sheehan recorded eight strikeouts to set a career high in the 11-3 win over Eastern Michigan. He allowed two runs over seven innings and walked one.
12	Junior captain Cameron Brown tallied a career-high 12 strikeouts in the 12-3 win over No. 19 Florida State. Brown went the distance for his first career complete game and it was the most strikeouts since Will Hudgins punched out 12 against Pitt on March 23, 2012.
12	Niko Kavadas leads the team with 12 home runs on the season. It is the most by an Irish player since Trey Mancini hit 12 during the 2012 season.
14	The Irish set an ACC record with 14 steals in the 6-3 win over Chicago State. The 14 stolen bases on the night, the most by any Division I team in almost two years since George Washington had 15 against Coppin State on April 18, 2017.
17	Tommy Sheehan set down 17 consecutive batters against Charleston Southern at the Swig and Swine Classic. After a rough second inning, the lefty did not allow another batter to reach base until the eighth inning.
17	As a team, Notre Dame struck out 17 batters in the 2-1 win over Incarnate Word on Feb. 22. It was the most combined strikeouts in a game since the Irish had 18 against South Florida on May 16, 2008 (15 innings). The Irish struck out 17 batters again in the 3-0 win over Canisius on May 11.
21	Spencer Myers leads the team with 21 steals on the year. It is the most by an Irish player since A.J. Pollock had 21 during the 2009 season.
23.2	The Irish starters tallied 23.2 innings of work in the series win on the road over No. 12 Clemson. Tommy Sheehan pitched all nine innings on Friday while Cameron Brown went seven on Saturday and Cameron Junker pitched 7.1 on Sunday. The Irish held the Tigers to a season-low two runs twice over the weekend.

Know the Opponent: Duke Blue Devils

- In the opening game of Pool B, the Irish will square off with one of three teams they did not face during the regular season in the Duke Blue Devils.
- The last time the Irish played Duke was during the 2018 season down in Durham for a three-game series.
- After a pair of closes losses in games one (4-5) and two (3-6), Duke swept the series with a decisive game three win.

Know the Opponent: Georgia Tech Yellow Jackets

- In the second game of pool play, the Irish will face a familiar foe in Georgia Tech as the two teams squared off in Atlanta for a three-game series at the end of March.
- The Irish won their third-straight series opener on the road after winning the first game 9-6 thanks to two timely home runs.
- After Spencer Myers and Daniel Jung reached base to start the game, freshman Carter Putz sent a first-pitch fastball over the wall in right center for his first career home run.
- The Yellow Jackets rallied to take the lead in the third but the Irish were threatening in the fifth.
- Putz and Niko Kavadas had back-to-back hits to bring the go-ahead run to the plate in Eric Gilgenbach.
- Gilgenbach crushed a 1-1 breaking ball to left for his seventh home run of the season and regained the lead for the Irish.
- Tommy Vail entered the game in the sixth with a three-run lead, the bases loaded and Georgia Tech's power threat Kyle McCann at the plate.
- On the seventh pitch of the at bat, Vail struck out McCann to end the threat and kept the Irish ahead.
- Vail would be the final pitcher the Irish used as he set down the final nine Georgia Tech batters for his second save of the season.
- The Irish dropped game two which led to a decisive rubber match on Sunday.
- Tech jumped out to a five run lead early on but the Irish fought back with seven-unanswered runs to take a 7-5 lead in the eighth.
- Unfortunately for the Irish, the Yellow Jackets rallied for three runs in the bottom half of the inning and they took the final game by a score of 8-7.

Offense Explodes in Regular Season Finale Against Boston College

- With conference tournament seeding on the line, the offense lifted the Irish to an 11-5 win over Boston College to secure the 11-seed at the tournament.
- Notre Dame wasted no time, jumping out in front in the top of the first. Myers led the game off with a walk and Niko Kavadas crushed his team-leading 12th home run of the season over the wall in right to give the Irish an early 2-0 lead.

AT A GLANCE

The Record When...

Home	11-13
Away	9-11
Neutral	4-4
vs. teams ranked in top 30	7-8
vs. teams ranked in top 10	0-3
vs. teams ranked in top 5	0-0
vs. unranked opponents.....	17-17
Both teams are ranked	0-0
Neither team is ranked.....	17-17
ND is ranked higher.....	0-0
Opponent is ranked higher.....	7-11
In February.....	2-5
In March.....	9-9
In April	8-9
In May	5-5
In June	0-0
Day Games	16-19
Night Games	8-9
Decided by one run	8-4
Decided by two runs or more	16-24
Scoring first.....	15-9
Opponent scores first	9-19
Leading after six innings	17-5
Leading after seven innings	20-3
Leading after eight innings	18-0
In extra innings	3-1
Scoring 0-2 runs	1-17
Scoring 3-5 runs	10-3
Scoring 6-9 runs	9-8
Scoring 10+ runs	4-0
Allowing 0-2 runs	11-2
Allowing 3-5 runs	10-7
Allowing 6-9 runs	3-7
Allowing 10+ runs.....	0-12
Coming off a loss.....	16-12
vs. Atlantic Coast Conference.....	13-17
vs. Big Ten	2-1
vs. non-conference opponent	11-11
In game one of a three-game series.....	6-6
In game two of a three-game series	3-9
In game three of a three-game series	7-5
In rubber matches	4-3

- The Irish scored another run in the second and two more in the third thanks to RBI from Myers, Jung and Gilgenbach.
- After Boston College scored in the bottom half of the third, the Irish immediately got the runs back in the fourth.
- Daniel Jung got in on the home run party and smashed a two-run shot to right field for his fifth home run of the season.
- The Eagles had a big inning in the sixth, cutting the deficit down to 10-5 and looked for more but Myers dove to track down a deep fly ball in center to end the inning.
- Jung tallied his fourth RBI of the afternoon in the seventh to give the Irish some breathing room and the bullpen shut the door for the win.

Bats Come Alive in Road Win Over Northwestern

- The Irish hit the road for the final week of the regular season and got the trip started with a bang against Northwestern.
- Notre Dame had one of its best offensive performances of the season en route to a 12-4 road win to sweep the season series against the Wildcats.
- The Irish plated four runs in the first after a number of hits including Eric Gilgenbach's first career triple that scored two runs.
- In the second inning, the Irish had back-to-back solo home runs from Niko Kavadas and Jack Zyska to build an early 6-0 lead.
- Northwestern answered in the fifth with four runs to cut the deficit to 6-4 but the Irish did not wait long to gain the runs back.
- Notre Dame answered with three runs in the sixth and seventh to take back control of the game and secure the win.
- Spencer Myers tallied his first career home run in the sixth when he sent a two-run shot over the wall in right field.

Irish Complete Post-Finals Sweep of Canisius

- The Irish hosted their last non-conference series this past weekend at Frank Eck Stadium as ACC teams are not allow to play conference opponents the week of final exams.
- The Irish aced their post-final series as they earned their first series sweep of the season and the first sweep since 2017 against Georgia Tech.
- The Irish came from behind in game one, erasing a 4-1 deficit over the final two innings.
- Notre Dame scored twice in the eighth to make it a one-run game and tied the score on a bases-loaded infield single from Spencer Myers in the ninth.
- Niko Kavadas came up next and earned a full-count walk for the walk off walk as Jack Zyska scored the winning run to win 5-4.

- In game two, Cameron Junker and Tommy Vail combined for a four-hit shutout as the Irish won 3-0. It was the third shutout of the season and Junker has been the starter in all three.
- In the series finale, the Irish held a 2-0 lead into the eighth after a strong start from Cameron Brown.
- The Griffs tied the game in the eighth and stayed 2-2 up until the 11th inning.
- The Irish had runners on second and third with Jared Miller at the plate and a walk off balk brought home Daniel Jung for the game-winning and sweep-clinching win.

Thank You Seniors

- In the final home weekend against Canisius, the Irish honored their senior class for senior weekend.
- Gilgenbach is a team captain this season and hails from Rochester Hills, Michigan. He has played in 132 games and made 106 starts and he just eclipsed the 100-hit plateau this past weekend against No. 7 Louisville. Gilgenbach has earned a number of accolades including ACC All-Academic Team, ACC Co-Player of the Week, Collegiate Baseball National Player of the Week and Third Team All-ACC (2018) throughout his career.
- Right-hander Shane Combs has been a consistent option out of the bullpen in his final season with the Irish. He has made 13 appearances this season and owns a 1-0 record and 3.14 ERA. Combs came on in relief and earned his first win to clinch the series over No. 12 Clemson in Notre Dame's 4-2 win in extra innings on St. Patrick's Day.
- Second baseman Jake Singer has battled back from injury for his senior season and has made a career-high 20 appearances and 14 starts in his final year with the Irish. A leader in the community, Singer is constantly among the tops in community service hours on the team. In his senior year, he has amassed 25.5 hours to bring his total to 97.5 over his four years.

See You In Durham

- With two weeks remaining in the regular season, the Notre Dame Fighting Irish have clinched a bid to the 2019 ACC Championships.
- Thanks to a Virginia Tech loss, the Irish along with Wake Forest and Clemson clinched a bid on May 5th for the 12-team tournament that will be held in Durham, N.C. at the Durham Bulls Park.
- It is the fourth time since the Irish have joined the conference that they have qualified for the ACC Championship.
- The tournament is broken up into four three-team pods where each team will play the other team and the best record from each pod will advance to the semifinals.
- The tournaments kicks off on Tuesday, May 21

AT A GLANCE

with pool play that runs until Friday, May 24. The semifinals are the next day on Saturday, May 25 and the finals will be held on Sunday, May 26.

Brown Dominates to Clinch Series No. 14 NC State

- Over the past two weeks, the Irish have had strong performances on the mound and that continued in the series finale against the Wolfpack.
- Cameron Brown took the mound in the rubber match and shutdown the Wolfpack offense.
- After allowing a run in the first inning, Brown kept NC State off the scoreboard over the final five innings of his outing and allowed just two more hits.
- It was Brown's second straight quality start and he struck out six, the eighth time this season he struck out six or more and he leads the team with 72 K's.
- At the plate, the Irish tied the game in the fifth and used a three-run sixth to take the lead for good.
- Zack Prajzner singled in the fifth to score Jared Miller and Eric Gilgenbach gave the Irish the lead in the sixth with a RBI single with the bases loaded.
- Joe Boyle and Tommy Vail combined for the final nine outs of the game to clinch the series win.
- The pair allowed just one hit over the final three innings and Vail struck out the side in the ninth for his fifth save of the season.

Irish Rally to Beat No. 14 NC State in Series Opener

- In the series opener against the 14th-ranked Wolfpack, both teams traded punches in a back-and-forth affair at Frank Eck Stadium.
- The Wolfpack scored first in the second but the Irish answered with two runs in the bottom half of the inning to take a 2-1 lead after a RBI single from David LaManna and a bases-loaded walk from Spencer Myers.
- NC State tied the game in the fourth with a solo home run but the Irish answered again in the bottom half of the inning with a solo home run from Jared Miller.
- The Wolfpack had an answer of their own with a 2-run shot to take a 4-3 lead in the fifth that they had heading into the final three innings.
- In the seventh, Jack Zyska came up with the clutch two-RBI double to left center to retake the lead for the Irish.
- Tommy Vail came on for the final two innings and he did not allow a hit to pick up his fourth save of the season.

Kavadas, Irish Pen Lead to Win Over Valparaiso

- The Irish kicked off their 11-game homestand with a come-from-behind 4-3 win over regional foe Valparaiso Tuesday night.
- After falling behind 3-0, the Irish scored the final four runs of the game to win.

- Niko Kavadas led the Irish at the plate, going 2-for-4 with one run and three RBI.
- It was the fifth game this season that Kavadas tallied three or more RBI.
- The Irish had a staff day and the bullpen as a whole pitched well after falling behind early.
- The allowed just three hits in the night and only one hit in the final 5.2 innings.
- Evan Tenuta picked up his first career win and Joe Boyle earned his second save of the season after two innings of scoreless relief.
- Boyle did not allow a hit in his appearance and struck out the side in the ninth inning.

Irish Arms Have Prolific Week Against Northwestern & Pitt

- The Irish had a strong 3-1 week against Northwestern and Pitt and the Irish pitchers were a big reason for it.
- The Irish only used seven pitchers for the 35 innings over the week and had strong numbers across the board.
- The staff tallied a 1.29 ERA in the four games, allowed only five earned runs and held opponents to a .164 batting average.
- Tommy Vail led all pitchers with 7.2 innings across three appearances and he had one win against Northwestern and a save to clinch the series against Pitt.
- The sophomore left-hander only allowed one run, one hit and two walks while striking out 11 over 7.2 innings.
- Vail was named the ACC Pitcher of the Week following his performances against Northwestern and Pitt.
- Over the weekend against Pitt, the Irish starters all went at least seven innings and the trio all recorded a quality start. (Sheehan 7 IP, 2 ER; Junker 7 IP, 0 ER; Brown 7.1 IP, 1 ER)
- It was the second series this season the Irish starters have all pitched seven innings with the last occurring against No. 12 Clemson. The Irish won both series when the starters went at least seven innings.

Brown's Strong Performance Clinches Series Over Pitt

- After the Irish concluded the game two win almost 24 hours after the game began, the Irish and Panthers faced off for the rubber match of the series on Easter Sunday.
- Following the trend from the Irish starters all weekend, Cameron Brown had an exceptional start against the Panthers.
- He pitched 7.1 innings, the second most this season for the junior left-hander, allowed just one run and four hits while striking out nine.

- Zack Prajzner tied the game in the third with his first career home run and the Irish took the lead in the fifth with two runs.
- Left-hander Tommy Vail came in to record the final five outs to clinch the series for the Irish.
- He struck out four allowing just one walk and no hits to earn his third save of the season.

Junker Leads Irish to Shutout Win

- Cameron Junker continued his success on the mound this past weekend against Pitt.
- He pitched seven innings for the third straight start against the Panthers.
- Junker did not allow a run, scattered five hits and struck out four for his sixth quality start of the season.
- Daniel Jung broke the game open for the Irish in the fifth with his first career grand slam.
- After the game was suspended, Zack Martin took the mound for the final two innings on Sunday to close out the shutout for the Irish.

Pitching Leads to Midweek Win Over Northwestern

- Coming off the thrilling walk-off win against No. 21 North Carolina, the Irish looked to keep the momentum going into their midweek matchup with Northwestern.
- Tommy Vail had another strong performance on the mound, making his second start in as many weeks.
- He set a career high for innings once again, going five against the Wildcats while just allowing one hit, no walks and struck out six.
- After allowing a hit in the first inning, Vail retired the final 14 batters he faced.
- The Irish jumped out in front in the second inning after a RBI single from Jack Zyska scored two runners to give the Irish a 3-1 lead.
- Andrew Belcik came in to start the seventh and protect a 4-2 lead.
- The junior right-hander stifled the Wildcat lineup over three innings, allowing just one base-runner on a walk while striking out five and not allowing a hit.
- Zyska added two insurance runs in the eighth after his first career triple scored David LaManna and Spencer Myers.

Prajzner Walk-Offs No. 21 North Carolina

- In the second game of the doubleheader, the Irish and Tar Heels had a pitcher's duel between Cameron Junker and Will Sandy.
- The game was scoreless through the first three frames until the teams traded runs in the fourth inning.
- The Irish jumped out in front in the seventh with two runs on a sacrifice bunt from Jared Miller and

AT A GLANCE

Daniel Jung scored on a wild pitch.

- Junker finished the afternoon with seven innings pitched and limited the Tar Heels to just two runs for his fifth quality start of the season.
- North Carolina tied the contest at 3-3 in the top of the ninth but the Irish had an answer in the bottom half of the inning.
- The bases were loaded with two outs when Zack Prajzner stepped to the plate for his second at-bat after pinch-hitting earlier in the game.
- He got a hold of the 2-1 pitch and drove it to the wall for the game-winning hit for Notre Dame's fifth ranked win of the season.

Sheehan Dazzles Against Virginia

- After four weeks of ACC play, the Irish have been a stellar 3-1 in series-opening games and a lot of that has to do with Tommy Sheehan on the mound.
- Friday night against Virginia was no different for the sophomore left-hander as he held the Hoos stymied at the plate.
- Sheehan went the distance for the second time this season in the 5-2 win and allowed just two runs and one walk over the nine innings of work.
- The left-hander is the only pitcher in the ACC to have two complete games this season and ranks seventh nationally in the NCAA.
- He is the first Irish pitcher since Michael Hearne in 2016 to have two complete games in the same season.

Kavadas Extends ACC Home Run Prowess

- Heading into the fifth weekend of ACC play against Virginia, Niko Kavadas had a knack of showing off the power against ACC opponents.
- The sophomore has had one home run in three of the four conference weekends heading in the series with the Cavaliers.
- In the second game of the doubleheader against Virginia, Kavadas continued his power stretch after taking a three-run homer the other way for his ninth of the season.
- Kavadas leads the team with nine home runs and is tied for the team lead with Eric Gilgenbach in RBI with 29.

Kavadas' Power Surge Continues

- Closing in on the halfway point in the 2019 campaign and Niko Kavadas' power surge does not look to be stopping anytime soon.
- The local product from Granger, Ind. provides the power threat in the Irish lineup along with outfielder Eric Gilgenbach.
- On Sunday at Georgia Tech, Kavadas hit his seventh home run of the season to tie the game when he hit a two-run shot over the right field wall.
- It tied Gilgenbach for the team lead and was part

of seven unanswered runs scored by the Irish against the Yellow Jackets.

- Then on Tuesday against Central Michigan, the lefty got a hold of a breaking ball that was left over the plate and he sent it 402 feet over the wall in right field.
- The eight home runs lead the Irish so far in 2019 and Kavadas is tied for fourth in the ACC for most home runs this season.

Long Ball Leads to Win Over No. 29 Georgia Tech

- The Irish jumped out to an early lead thanks to the long ball Friday night at Georgia Tech.
- After Spencer Myers and Daniel Jung reached base to start the game, freshman Carter Putz sent a first pitch fastball over the wall in right center for his first career home run.
- After the Yellow Jackets rallied to take the lead in the third, the Irish were threatening in the fifth.
- Carter Putz and Niko Kavadas had back-to-back hits to bring the go-ahead run to the plate in Eric Gilgenbach.
- Gilgenbach crushed a 1-1 breaking ball to left for his seventh home run of the season and regained the lead for the Irish.
- Tommy Vail entered the game in the sixth with a three-run lead, the bases loaded and Georgia Tech's power threat Kyle McCann at the plate.
- On the seventh pitch of the at bat, Vail struck out McCann to end the threat and kept the Irish ahead.
- Vail would be the final pitcher the Irish used as he set down the final nine Georgia Tech batters for his second save of the season.
- The sophomore lefty set career highs with 3.1 innings pitched and seven strikeouts against Georgia Tech.

Running Towards a Midweek Victory

- In their first midweek home matchup of the season, the Irish blazed a trail on the base paths in its win over Chicago State.
- A patient approach at the plate yielded a season-high 12 walks for the Irish batters and once they reached base, they were on the move early and often.
- The Irish racked up 14 stolen bases on the night, the most by any Division I team in almost two years since George Washington had 15 against Coppin State on April 18, 2017.
- The 14 steals also sets an ACC record which was previously held by NC State who had 12 steals against William & Mary on April 17, 1990.
- In total, seven players recorded a stolen base on the night with five tallying at least two.
- The Irish had a steal in every inning except the first with the most in an inning coming in the eighth when they swiped four bags.

- On the mound, Zack Martin and Andrew Belcik shutdown the Cougars and allowed the Irish to climb back after an early hole.
- Both Martin (4 IP) and Belcik (3 IP) had season-long outings and did not allow a run. Joe Boyle came on for the ninth to pick up his first career save.
- In total, the Irish used four pitchers against the Cougars and did not surrender a walk for the first time this season.
- It was the first time since April 1, 2017 that the Irish did not give up a walk through out the course of a game.

Brown, Irish Bats Lead to Game Two Win

- After dropping the first game of the double header to No. 19 Florida State, the Irish responded in a big way during game two.
- The bats heated up in the second game and the Irish put up crooked numbers in five of the first six innings to jump out to a big lead.
- Spencer Myers got on base a career-high five times and tied career highs with three hits and four runs on the afternoon.
- Carter Putz also had a big day at the plate, he set a career high with four RBI and tied a career high with three hits.
- On the mound, Cameron Brown had one of the best outings of his career.
- He kept the Seminoles off balance at the plate all afternoon long and he went the distance for his first complete game of his career.
- Brown tallied a career-high 12 strikeouts, the most by an Irish pitcher since Will Hudgins had 12 against Pitt on March 23, 2012.

Junker Produces Another Quality Start

- Coming off a career best outing on the road against No. 12 Clemson, Cameron Junker was at it again against No. 19 Florida State.
- He shut down the potent Seminole offense from the start and tallied seven strikeouts through the first four innings.
- His day was done after six innings, giving up just three hits and one run while tying a career high in strikeouts with eight.
- It was the second straight week that Junker has tallied eight strikeouts.

Sheehan Tosses First Career Complete Game

- Tommy Sheehan was masterful Friday night at Doug Kingsmore Stadium in Notre Dame's 9-2 win over No. 12 Clemson.
- The Tigers were white hot, winners of four straight over ranked opponents, including a three-game sweep of No. 3 North Carolina, but Sheehan kept the Tigers bats at bay.

AT A GLANCE

- The sophomore lefty recorded his first career complete game, going the distance on 121 pitches and limited the Tigers to a season-low two runs.
- It was the first complete game by an Irish pitcher since Michael Hearne on April 19, 2016 against No. 21 Michigan State.
- It was also the first complete game by an ACC pitcher this season.
- Although they scored nine runs, the Irish only had one extra base hit of the night and it was a three-run blast by Eric Gilgenbach in the ninth inning to break the game open.
- It was his sixth home run of the season and he is tied with Niko Kavadas for the team lead.

Irish Claim Series in Extras

- In the rubber match of the three-game series against No. 12 Clemson, pitching was on full display for the Irish.
- Cameron Junker had the best start of his career against the Tigers, setting a career high in innings (7.1) and strikeouts (8).
- He had a number of 1-2-3 innings against Clemson and scattered four hits and allowed only one run on the afternoon.
- After the Tigers tied the game in the eighth, Andrew Belcik entered the game with the go-head run at second and just one away. He struck out the final two batters of the inning to keep the score tied heading to the ninth.
- In the ninth, Joe Boyle entered with two runners on and nobody out. After a strikeout and fly out to right, the Tigers had the winning run 90 feet away. Boyle got the leadoff hitter, Hall, to strike out on the eighth pitch of the at bat to end the inning.
- In the tenth, the Irish plated two runs and Mitch Megias closed the door in the bottom half of the inning to secure the series win.

Number of Firsts for Irish in Clemson Series Win

- First career complete game from Tommy Sheehan in the 9-2 series opening win
- It was the first complete game by an ACC pitcher this season
- It was the first complete game by an Irish pitcher since Michael Hearne on April 19, 2016 against No. 21 Michigan State
- First time in school history the Irish have won their first two ACC series in a season since joining the conference in 2014
- It was their first road ACC series win over a ranked opponent in school history since joining the conference.
- It was the first ACC series win over a ranked opponent since May 9-10, 2015 when the Irish swept No. 20 North Carolina.

Kavadas' Records First Career Grand Slam

- In their midweek matchup against Western Carolina, Niko Kavadas made his presence felt in the eighth inning.
- The Irish were in the midst of a rally after falling behind early and Kavadas stepped to the plate as the tying run as the bases were loaded.
- The sophomore turned on the 0-1 pitch and sent the Irish dugout in a frenzy as it easily cleared the wall and landed in the woods in right field for a grand slam to tie the game.
- It was Kavadas' first career grand slam and his fifth home run of the season, tying his home run total from all of last season.
- Kavadas is tied with Eric Gilgenbach for the team lead in home runs and he set a career high with four RBI against the Catamounts.

Gilgenbach Fuels 9th Inning Rally to Clinch Series

- With the series on the line in the second game of a doubleheader, the Irish used a late inning rally to clinch the series.
- The Irish held a 4-2 lead in the sixth inning before the Demon Deacons ripped off five straight runs and took a three-run lead into the ninth.
- John Arndorfer kicked it off with a full-count walk and Spencer Myers followed it up with a single to bring the tying run to the plate.
- Daniel Jung also worked a walk and Carter Putz got a run to the plate after a fielder's choice.
- Niko Kavadas was the third walk of the inning and Eric Gilgenbach stepped to the plate with the bases loaded and a two-run deficit.
- Gilgenbach took a pitch the other way into right field for a single and scored Spencer Myers and Carter Putz to tie the game.
- In the 10th, Myers hit a grounder to the shortstop and Brooks Coetzee beat the throw home to regain the lead for the Irish.
- Mitch Megias came back out for his second inning of relief to clinch the series and secure his first career win.

Kavadas Powers Irish Past Demon Deacons

- Similar to the final game of the series, in the series opener the Irish needed a late rally to claim the opener against the Demon Deacons.
- After the weather postponed the game on Friday, the series opener was pushed to Saturday afternoon.
- On a cold and chilly afternoon, the ball still flew out of David F. Couch Ballpark with five home runs combined between the two teams.
- Daniel Jung got the Irish started with a solo blast in the fourth inning but the Deacs responded with the next three homers to take a 4-2 lead into the later innings.

- Facing a one-run deficit in the eighth, Jung and Carter Putz hit back-to-back singles and Niko Kavadas stepped to the plate.
- Kavadas turned on a pitch and sent it over the fence in right to regain the lead for the Irish.
- Cole Kmet came on for the final two innings and recorded his second save of the season.

Kmet's Career Day Against Ball State

- Sophomore lefty Cole Kmet got the nod to start Notre Dame's final game of the Swig & Swine Classic against Ball State.
- The sophomore left hander had a career best performance against the Cardinals, going 7.1 innings with 11 strike outs and not surrendering a walk.
- The 11 strike outs were the most by an Irish pitcher since Will Hudgins struck out 12 against Pittsburgh on March 23, 2012.
- The start was Kmet's second appearance of the weekend after picking up the save against Charleston Southern on Friday.
- Following the weekend, Kmet was named one of Collegiate Baseball's National Players of the Week.

Junker & Vail Shutout Buccaneers

- Coming off a loss against Ball State in the first game of the Saturday doubleheader at the Swig and Swine Classic, the Irish turned to Cameron Junker to get back on track against Charleston Southern.
- The Irish gave Junker a lead before ever stepping on the mound and that would be all the junior right hander would need against the Buccaneers.
- Junker logged a career-high six innings, struck out six and did not give up a run while scattering four hits and two walks.
- The Cincinnati, Ohio native got out of a jam in the third inning when the Buccaneers had the bases loaded and nobody out. Junker forced a lineout double play and then a fielder choice to get out of the jam without allowing a run.
- In the seventh inning, Tommy Vail came in and shut the door over the final three innings.
- The sophomore left hander recorded his first save of the season after allowing just one hit and recording five strikeouts in three innings of work.

Sheehan Continues to Shine at Swig & Swine Classic

- After a career-best performance at the Alamo Irish Classic, Tommy Sheehan continued the upward trend against Charleston Southern.
- The sophomore left hander set another career high in innings, going eight strong against the Buccaneers and allowed just one walk for the second straight start.

AT A GLANCE

- After a shaky second inning, Sheehan retired 17 consecutive batters from the end of the second inning until the middle of the eighth.
- The Brielle, N.J. native has pitched 15 innings over his last two starts and has walked just two batters over that span.

Gilgenbach Carries Irish in Saturday Doubleheader

- Notre Dame played two games at two different venues at the Swig & Swine Classic on Saturday and Eric Gilgenbach provided the offense all day long.
- The senior captain was the bright spot in the lineup against Ball State, hitting two towering home runs over the fence in left field into the Wando River at Shipyard Park.
- Later in the day against Charleston Southern, Gilgenbach broke open the game in the ninth inning with a bases-clearing double down the left field line.
- Gilgenbach finished the day 4-for-9 from the plate with two home runs, two doubles and nine RBI.
- The Rochester Hills, Mich. native leads the Irish in HR's (4) and RBI (14) through the first three weeks of the season.

Jung Continues Hot Start

- Junior first baseman Daniel Jung was one of the most experienced bats returning to the heart of the lineup and he wasted no time getting off to a fast start in 2019.
- In the Alamo Irish Classic, Jung tallied a hit in each game to extend his season-long hit streak to seven games.
- Against Eastern Michigan on Feb. 21, Jung went 3-for-5 from the plate with a career-high six RBI and tied a career high with two runs scored.
- Jung had consecutive three-hit games for the first time in his career and it was the seventh time he has recorded three hits in a game.
- On Feb. 22 against Incarnate Word, Jung slapped a single into right field in the bottom of the seventh to drive in the eventual game-winning run in Notre Dame's 2-1 comeback win.
- In the series finale against ASU, Jung tied a career high with three hits after going 3-for-5 with two runs scored.
- Jung finished the weekend in the desert with a team high .357 average (6-for-14).

Gilgenbach Breaks Out in Finale Against Incarnate Word

- In the final game for the Irish at the 2019 Alamo Irish Classic, senior captain Eric Gilgenbach broke out in a big way.
- The Rochester Hills, Mich. native reached base in all four at-bats, going 3-for-3 with four RBI, two

doubles, two runs scored and a walk.

- He tied a career high with three hits and it was the sixth game in his career that he had recorded three hits.
- It was a season high RBI for Gilgenbach and the most since he recorded seven at LSU on Feb. 18, 2018.
- In the eighth inning, Gilgenbach sent a towering fly ball over the fence in left center for his second home run of the season.
- The senior captain tied the team lead for home runs this season and he led the Irish with 10 last season.

Pitching Shines During Two Wins at Alamo Irish Classic

- In the two wins at the Alamo Irish Classic, pitching was on full display for the Irish.
- In the opening game LHP Tommy Sheehan had a career day against Eastern Michigan.
- The sophomore tallied 8 K's, 2 ER, and 1 BB over seven innings of work.
- The seven innings and eight strikeouts both were career highs for Sheehan.
- Cole Kmet closed the door against the Eagles, hurling 3.1 innings without giving up a hit and totaling five strikeouts.
- In the second game of the doubleheader on Friday; Cameron Brown, Andrew Belcik and Tommy Vail all combined to allow just one unearned run in Notre Dame's 2-1 win over Incarnate Word.
- Brown pitched 5.1 innings and recorded a career-high nine strikeouts.
- Belcik provided 1.1 innings, allowing just one hit and collecting three strikeouts.
- Vail earned the win after the Irish took the lead in the bottom of the seventh. He allowed just one hit over 2.1 innings and had five strikeouts.
- The Irish had 17 strikeouts combined in the 2-1 win over Incarnate Word, the most since May 16, 2008 against South Florida (18 K's) in a game that went 15+ innings.

More Collegiate Firsts at Alamo Irish Classic

- The Irish had another round of newcomers earn their first career starts over the weekend in San Antonio.
- LHP Aidan Tyrell got his first career start on Saturday against Incarnate Word.
- RHP Mitch Megias made his first collegiate appearance in relief against the Cardinals.
- OF Jack Zyska got the start in left field on Saturday and made a great diving catch right on the foul line.
- At the end of the weekend, a total of five newcomers have made their first career starts while 10 have made their first collegiate appearances.

Kavadas, Gilgenbach Provide the Power Against ASU

- In addition to Jung, Eric Gilgenbach and sophomore Niko Kavadas were the trio to anchor the middle of the Irish lineup.
- Kavadas made his presence felt in the season opener when he launched a solo blast deep past the Sun Devils bullpen in right field.
- The Granger, Ind. native followed up the opening night performance with another solo blast in the ninth inning of the series finale.
- The lefty finished the weekend with a .300 average (3-for-10), three runs, three walks and two RBI.
- Gilgenbach tied for the team lead with 10 home runs in 2018 and wasted no time to continue the power surge in 2019.
- With the team trailing by two, Gilgenbach got a hold of a fastball and sent it deep into the Arizona night and over the fence to tie the game Saturday night.

Youth Infusion in the Desert

- Heading into 2019, the Irish welcomed 14 newcomers to the squad and a number of them made their collegiate debuts against Arizona State.
- Jack Alexander, Carter Putz and Zack Prajzner all made their first career starts over the course of the weekend while five others (Carr, Mazur, Rao, Tyrell & Zyska) made their collegiate debuts.
- Alexander, Carr, Mazur and Prajzner all earned their first career hits while Prajzner also picked up his first career RBI.
- Junior Ethan Copeland saw his first action in an Irish uniform after transferring from Heartland Community College.

Four Irish Earn Preseason Conference Honors from D1Baseball

- In their ACC conference preview, four Irish student-athletes were selected for preseason honors by D1Baseball.
- Junior Cameron Junker was selected as a top prospect (No. 33) for the 2019 MLB Draft.
- Junker made 14 appearances last season and tallied nine starts over 35.0 innings and is one of nine Irish pitchers to return that threw at least 20 innings last season.
- Sophmores Joe Boyle (No. 8) and Tommy Sheehan (No. 43) were tabbed top prospects for the 2020 MLB Draft.
- After making eight appearances in his freshman season, Boyle had a great summer with the Kalamazoo Growlers. He was selected as the Top Prospect in the Northwoods League by D1Baseball, Baseball America and Perfect Game.
- Sheehan tied for the team lead last season with

AT A GLANCE

14 starts in his freshman campaign. He earned his first career win on the road against No. 9 LSU in the season-opening series.

- Carter Putz rounded out the Irish honorees as he was selected as a Top Freshman in the ACC.
- Putz led his high school squad to a state runner-up finish in his senior season while earning All-Class Player of the Year, 4A Co-Player of the Year and first team All-Metro honors.

Gridiron to Baseball Diamond

- Notre Dame sophomore Cole Kmet once again did double duty in 2018, spending the fall on the Irish football team. He played 11 games during Notre Dame's run to the College Football Playoff.
- Kmet had a successful freshman campaign on the diamond as the Irish closer. He led the team with eight saves and second on the team with 26 appearances. The eight saves ranks ninth all-time for most saves in a single season.
- He made his first career start last season, working 4.2 innings and allowing three runs versus Virginia Tech on 4/20/18.

2018 MLB Draft

- Three players from last year's roster were selected in the 2018 Major League Baseball Draft.
- Outfielder Matt Vierling was selected by Philadelphia in the fifth round with the 137th overall pick. Vierling became the third draft pick out of Notre Dame by the Phillies all-time.
- Vierling hit .310 (65-210) with 38 runs and 43 RBI. Vierling, who received second-team All-Atlantic Coast Conference honors in 2018, was one of two Irish players to connect for 10 homers, collecting 19 extra-base hits.
- Second baseman Nick Podkul was drafted 206th overall by Toronto, becoming the seventh all-time Irish player to be selected by the Blue Jays and first since Cavan Biggio in 2016.
- Podkul received second-team All-ACC honors after batting .312 with eight homers and 24 extra-base hits this past season. Podkul finished the regular season ranked seventh in the ACC with a .439 on-base percentage, recording 35 walks in 2018.
- Shortstop Cole Daily was the 671st overall pick in the 22nd round by the Washington Nationals. He is the third pick by the Nationals since they moved to Washington, joining three picks by the franchise as the Montreal Expos.
- Daily hit .268 this season while starting all 54 games at shortstop. He committed just seven errors at short, while helping turn 33 double plays. He also led the team in stolen bases, successfully swiping 14 bags in 19 attempts.

Irish Awards & Accolades**Eric Gilgenbach**

- *College Baseball Daily* First Team Preseason All-ACC
- *D1Baseball* 2019 MLB Draft Top Senior Prospect (No. 92)

Cameron Junker

- *D1Baseball* 2019 MLB Draft ACC Top Prospect (No. 33)
- *D1Baseball* 2019 College Top 350 Prospects (No. 208)

Joe Boyle

- *D1Baseball* 2020 College Top 150 Prospect (No. 28)
- *D1Baseball* 2020 MLB Draft ACC Top Prospect (No. 8)

Tommy Sheehan

- *D1Baseball* 2020 MLB ACC Draft Top Prospect (No. 43)

Carter Putz

- *D1Baseball* ACC Top Freshman (No. 42)

Cole Kmet

- *Collegiate Baseball* National Player of the Week (March 5)

Tommy Vail

- ACC Pitcher of the Week (April 22)

2019 NOTRE DAME BASEBALL GAME NOTES

2019 ROSTER

No.	Name	☞	Pronunciation	Cl.	Pos.	Ht.	Wt.	B/T	Hometown/Previous School
1	Ryan Cole	*		So.	OF	6-0	160	R/R	San Ramon, CA/De La Salle
2	Spencer Myers	*		So.	INF	5-11	167	S/R	Tampa, FL/Berkeley Prep
3	David LaManna	*	la-MAHN-ah	So.	C	5-10	176	R/R	Saddle River, NJ/Bergen Catholic
4	Carter Putz			Fr.	INF	6-0	185	R/R	Belton, MO/Bishop Miege
6	Ethan Copeland			Jr.	INF	5-8	165	R/R	Cedar Rapids, IA/Prairie (Heartland CC)
7	Jack Zyska		ZIS-ka	Fr.	OF	5-11	180	R/R	Berkeley Heights, NJ/Seton Hall Prep
8	Jack Alexander			Fr.	C	6-1	205	R/R	Loch Loyd, MO/Mount Paran Christian School
10	Jake Singer	*		Sr.	INF	5-11	175	R/R	San Diego, CA/Torrey Pines
11	Tommy Vail	*		So.	LHP	5-11	181	R/L	Seattle, WA/Bishop Blanchet
12	Niko Kavadas	*	nee-KO ka-VAH-das	So.	INF/OF	6-0	240	L/R	Granger, IN/Penn
13	John Arndorfer			So.	OF	6-3	197	L/R	Lake Oswego, OR/Jesuit
14	Zack Prajzner		PRIZE-ner	Fr.	INF	6-0	190	R/R	Carlsbad, CA/San Marcos
15	Eric Gilgenbach	*	GIL-gehn-bahk	Sr.	OF	6-2	205	R/R	Rochester Hills, MI/Stoney Creek
16	Jared Miller	*		So.	INF	6-0	188	S/R	Marietta, GA/Pope
17	Aidan Tyrell			Fr.	LHP	6-0	160	L/L	Joliet, IL/Joliet Catholic Academy
18	Zach Mazur		MAY-zur	Fr.	C	6-0	170	R/R	West Palm Beach, FL/Oxbridge Academy
20	Henry Gladson			Fr.	RHP	6-6	230	R/R	Chesterfield, MO/Chaminade
21	Anthony Holubecki	*	haul-uh-BECK-ee	Jr.	RHP	6-4	195	R/R	Elburn, IL/IMG Academy (Fla.)
22	Zack Martin	*		Jr.	RHP	6-6	238	R/R	Plainfield, IL/Plainfield North
23	Jack Sheehan	*		Jr.	RHP	6-3	184	R/R	Brielle, NJ/Manasquan
26	Cameron Brown	**		Jr.	LHP	6-1	197	L/L	Lakewood, CO/D'Evelyn
27	Brian Morrell		mo-RELL	So.	RHP/INF	6-0	184	S/R	Shoreham, NY/Shoreham-Wading River
30	Mitch Megias		Ma-HE-as	Fr.	RHP	6-3	200	R/R	Gahanna, OH/Gahanna Lincoln
31	Daniel Jung	*	JUNG	Jr.	1B/OF	5-11	200	L/L	La Mirada, CA/La Mirada
32	Cameron Junker	*		Jr.	RHP	6-5	220	R/R	Cincinnati, OH/Moeller
33	Cole Kmet		kuh-MET	So.	LHP/INF	6-5	256	R/L	Lake Barrington, IL/St. Viator
35	Evan Tenuta			Fr.	RHP	6-0	190	R/R	Orland Park, IL/Carl Sandburg
36	Zachary Dreznin		DREZ-nin	So.	RHP	6-4	215	R/R	Saddle River, NJ/Northern Highlands Regional
40	Tommy Sheehan	*		So.	LHP/INF	6-3	208	L/L	Brielle, NJ/Manasquan
41	Andrew Belcik	*	BELL-sick	Jr.	RHP	6-3	236	R/R	Oldsmar, FL/East Lake
42	Brooks Coetzee		COAT-zee	Fr.	OF	6-1	185	R/R	Mahomet, IL/Mahomet-Seymour
43	Will Mercer			Fr.	LHP	6-1	195	L/L	Houston, TX/Strake Jesuit Prep
44	Ryan Carr			Fr.	OF	6-0	180	R/R	Saddle River, NJ/Don Bosco Prep
45	Alex Rao		RAY-ow	Fr.	RHP	6-4	260	R/R	Hope Sound, FL/Oxbridge Academy
46	Joe Boyle			So.	RHP	6-7	220	R/R	Goshen, KY/North Oldham
55	Shane Combs	**		Sr.	RHP	6-2	221	R/R	Wellesley, MA/St. John's

Head Coach	9	Mik Aoki	MICK ay-OH-kee	Davidson '90	Director of Operations	Steven Rosen	College of NJ '16
Assistant Coach	34	Chuck Ristano	ris-TAHN-oh	Sacred Heart '04			
Assistant Coach	24	Adam Pavkovich		Alabama '12			
Volunteer Assistant	25	Robert Youngdahl	young-DOLL	Notre Dame '15			

2019 SCHEDULE

24-28 Overall 11-13 Home 9-11 Away 4-4 Neutral 13-17 ACC							
Date	Time	Opponent	Location	TV	Decision	Attendance	Result
Feb. 15	8:30 p.m.	at Arizona State	Phoenix, AZ		L: T. Sheehan (0-1)	2,630	L, 10-1
Feb. 16	8:30 p.m.	at Arizona State	Phoenix, AZ		L: Kmet (0-1)	2,723	L, 20-7
Feb. 17	2:30 p.m.	at Arizona State	Phoenix, AZ		L: Junker (0-1)	2,524	L, 16-5
<u>Alamo Irish Classic // Nelson Wolff Stadium</u>							
Feb. 21	3 p.m.	vs. Eastern Michigan	San Antonio, TX		W: T. Sheehan (1-1)	200	W, 11-3
Feb. 22	3 p.m.	vs. Eastern Michigan	San Antonio, TX		L: Junker (0-2)	250	L, 4-2
Feb. 22	7 p.m.	vs. Incarnate Word	San Antonio, TX		W: Brown (1-0)	250	W, 2-1
					S: Vail (1)		
Feb. 23	3 p.m.	vs. Incarnate Word	San Antonio, TX		L: Tyrell (0-1)	300	L, 15-7
<u>Swig and Swine Classic // Shipyard Park & CSU Ballpark</u>							
March 1	Noon	vs. Charleston Southern	Charleston, SC		W: T. Sheehan (2-1)	779	W, 7-4
					S: Kmet (1)		
March 2	11 a.m.	vs. Ball State	Charleston, SC		L: Brown (0-1)	765	L, 6-2
March 2	4 p.m.	at Charleston Southern	Charleston, SC		W: Junker (1-2)	733	W, 7-0
					S: Vail (2)		
March 3	11 a.m.	vs. Ball State	Charleston, SC		L: Kmet (0-2)	250	L, 2-0
March 9	12 p.m.	at Wake Forest*	Winston-Salem, NC		W: Combs (1-0)	273	W, 7-4
					SV: Kmet (2)		
March 10	1 p.m.	at Wake Forest*	Winston-Salem, NC		L: Belcik (0-1)	698	L, 7-4
March 10	5 p.m.	at Wake Forest*	Winston-Salem, NC		W: Megias (1-0)	698	W, 9-8 (10)
March 13	4 p.m.	at Western Carolina	Cullowhee, NC		L: Belcik (0-2)	581	L, 16-9
March 15	6 p.m.	at No. 12 Clemson*	Clemson, SC		W: Sheehan (3-1)	4,301	W, 9-2
March 16	3 p.m.	at No. 12 Clemson*	Clemson, SC		L: Brown (0-2)	4,835	L, 5-1
March 17	1 p.m.	at No. 12 Clemson*	Clemson, SC		W: Boyle (1-0)	4,667	W, 4-2 (10)
					SV: Megias (1)		
March 23	12 p.m.	vs. No. 19 Florida State*	Notre Dame, IN		L: Sheehan (3-2)	657	L, 7-1
March 23	4 p.m.	vs. No. 19 Florida State*	Notre Dame, IN		W: Brown (1-2)	657	W, 12-3
March 24	12 p.m.	vs. No. 19 Florida State*	Notre Dame, IN		L: Boyle (1-1)	350	L, 3-1 (10)
March 26	6 p.m.	vs. Chicago State	Notre Dame, IN		W: Martin (1-0)	223	W, 6-3
					SV: Boyle (1)		
March 29	6 p.m.	at No. 29 Georgia Tech*	Atlanta, GA		W: Sheehan (4-2)	1285	W, 9-6
					SV: Vail (2)		
March 30	4 p.m.	at No. 29 Georgia Tech*	Atlanta, GA		L: Brown (1-3)	1866	L, 11-2
March 31	1 p.m.	at No. 29 Georgia Tech*	Atlanta, GA		L: Boyle (1-2)	1169	L, 8-7
April 2	6 p.m.	vs. Central Michigan	Notre Dame, IN		L: Martin (1-1)	282	L, 17-7
April 3	TBA	vs. South Bend Cubs#	South Bend, IN				
April 5	6 p.m.	vs. Virginia*	Notre Dame, IN		W: Sheehan (4-2)	372	W, 5-2
April 6	2 p.m.	vs. Virginia*	Notre Dame, IN		L: Brown (1-4)	601	L, 12-7
April 6	6 p.m.	vs. Virginia*	Notre Dame, IN		L: Vail (1-1)	601	L, 6-5
April 9	6 p.m.	vs. Michigan State	Notre Dame, IN		L: Belcik (0-3)	212	L, 3-2
April 10	6 p.m.	vs. Western Michigan	Notre Dame, IN		L: Martin (1-2)	187	L, 12-2
April 12	6 p.m.	vs. No. 21 North Carolina*	Notre Dame, IN		L: C. Brown (1-5)	611	L, 10-1
April 13	1 p.m.	vs. No. 21 North Carolina*	Notre Dame, IN		L: Sheehan (5-3)	767	L, 13-6
April 13	5 p.m.	vs. No. 21 North Carolina*	Notre Dame, IN		W: Boyle (2-2)	767	W, 4-3
April 16	6 p.m.	vs. Northwestern	Notre Dame, IN		W: Vail (2-1)	273	W, 6-2
April 19	6 p.m.	at Pitt*	Pittsburgh, PA		L: Sheehan (5-4)	571	L, 4-2
April 20	3 p.m.	at Pitt*	Pittsburgh, PA		W: Junker (2-2)	685	W, 9-0
April 21	1 p.m.	at Pitt*	Pittsburgh, PA		W: Brown (2-5)	261	W, 4-1
					SV: Vail (3)		
April 23	6 p.m.	vs. Valparaiso	Notre Dame, IN		W: Tenuta (1-0)	221	W, 4-3
					SV: Boyle (2)		
April 26	6 p.m.	vs. No. 14 NC State*	Notre Dame, IN		W: Belcik (1-3)	450	W, 5-4
					SV: Vail (4)		
April 27	2 p.m.	vs. No. 14 NC State*	Notre Dame, IN		L: Junker (2-3)	150	L, 4-2
April 28	1 p.m.	vs. No. 14 NC State*	Notre Dame, IN		W: Brown (2-5)	250	W, 4-1
					SV: Vail (5)		
May 3	6 p.m.	vs. Louisville*	Notre Dame, IN		L: Sheehan (5-5)	358	L, 2-0
May 4	2 p.m.	vs. Louisville*	Notre Dame, IN		L: Vail (2-2)	462	L, 3-1
May 5	1 p.m.	vs. Louisville*	Notre Dame, IN		L: Brown (2-6)	474	L, 8-2
May 11	2 p.m.	vs. Canisius (DH)	Notre Dame, IN		W: Vail (3-2)	300	W, 5-4
May 11	6 p.m.	vs. Canisius (DH)	Notre Dame, IN		W: Junker (3-3)	300	W, 3-0
					SV: Vail (6)		
May 12	1 p.m.	vs. Canisius	Notre Dame, IN		W: Boyle (3-2)	300	W, 3-2 (11)
May 14	4:30 p.m.	at Northwestern	Evanston, IL		W: Belcik (2-3)	512	W, 12-4
May 16	7 p.m.	at Boston College*	Chestnut Hill, MA		L: Junker (3-4)		L, 10-1
May 17	7 p.m.	at Boston College*	Chestnut Hill, MA		L: Boyle (3-3)		L, 9-8
May 18	Noon	at Boston College*	Chestnut Hill, MA		W: Brown (4-6)		W, 11-5
<u>ACC Championship // Durham Bulls Athletic Park</u>							
May 21	7 p.m.	vs. No. 7 Duke	Durham, N.C.	ACC Network Extra			
May 22	3 p.m.	vs. No. 2 Georgia Tech	Durham, N.C.	ACC Network Extra			
May 25	TBD	TBD	Durham, N.C.	ACC Network Extra			
May 26	TBD	TBD	Durham, N.C.	ACC Network Extra			

*Conference Game
#Exhibition

IRISH IN THE PROS

Player	Team	League	Notes
John Axford	Free Agent	MLB	
Trey Mancini	Baltimore Orioles	MLB	
David Phelps	Toronto Blue Jays	MLB	
A.J. Pollock	Los Angeles Dodgers	MLB	
Jeff Samardzija	San Francisco Giants	MLB	
Cavan Biggio	Buffalo Bisons	AAA (TOR)	2018 Eastern League MVP and Rookie of the Year
Joe Hudson	Memphis Redbirds	AAA (STL)	Made his MLB debut with the Angels on Sept. 8, 2018
Brandon Bielak	Corpus Christi Hooks	AA (TEX)	Drafted in the 11th round of the 2017 MLB Draft
Eric Jagielo	Free Agent	AA	
Dan Slania	Free Agent	AA	
Brad Bass	West Michigan Whitecaps	A (DET)	
Sean Guenther	Clinton LumberKings	A (MIA)	Drafted in the seventh round of the 2017 MLB Draft
Ryan Lidge	Charleston RiverDogs	A (NYY)	Drafted in the 16th round of the 2017 MLB Draft
Nick Podkul	Lansing Lugnuts	A (TOR)	Drafted by Toronto in the eighth round of the 2018 MLB Draft
Torii Hunter Jr.	Inland Empire 66ers	Adv. A (LAA)	
Peter Solomon	Fayetteville Woodpeckers	Adv. A (HOU)	Drafted by Houston in the fourth round of the 2017 MLB Draft
Matt Vierling	Clearwater Threshers	Adv. A (PHL)	Drafted by Philadelphia in the fifth round of the 2018 MLB Draft
Cole Daily	Auburn Doubledays	Short A (WSH)	Drafted by Washington in the 22nd round of the 2018 MLB Draft
Evy Ruibal	Ogden Raptors	Rookie (LAD)	Drafted in the 16th round of the 2017 MLB Draft

2019 NOTRE DAME BASEBALL GAME NOTES

#1 RYAN COLE



Sophomore/OF

Career Highs

Hits: 2 (4x, 5/18/19 at BC)

Runs: 2 (3x, 2/21/19 vs. EMU)

RBI: 2 (2/25/18 vs. PUR)

News & Notes

- Tied a career high with two hits against Boston College (5/18)
- Tied a career high with two hits and two runs against Arizona State (2/16) and Eastern Michigan (2/21)

CAREER SUMMARY

Year	avg	gp-gs	ab	r	h	2b	3b	hr	rbi	tb	slg%	bb	hbp	so	gdp	ob%	sf	sh	sb-att	po	a	e	fld%
2018	.179	27-7	28	8	5	1	1	0	4	8	.286	4	5	8	0	.378	0	1	2-4	18	1	0	1.000
2019	.191	39-13	68	9	13	2	1	0	3	17	.250	12	0	20	1	.313	0	1	8-10	19	1	2	.909
TOTAL	.188	66-20	96	17	18	3	2	0	7	25	.260	16	5	28	1	.333	0	2	10-14	37	2	2	.951

2019 GAME-BY-GAME

Date	Opponent	Pos	AB	R	H	RBI	2B	3B	HR	BB	SB	CS	HBP	SAC	SF	GDP	K	PO	A	E	Avg
Feb 15	at Arizona State	*of	3	0	0	0	0	0	0	1	0	0	0	0	0	0	2	2	0	1	.000
Feb 16	at Arizona State	*of	4	2	2	0	0	0	0	1	0	1	0	0	0	0	0	1	1	1	.286
Feb 17	at Arizona State	*of	3	1	0	0	0	0	0	2	1	0	0	0	0	1	0	2	0	0	.200
Feb 21	vs Eastern Michiga	*of	3	2	2	0	0	1	0	2	2	0	0	0	0	0	0	0	0	0	.308
Feb 22	vs Eastern Michiga	*of	4	0	1	0	0	0	0	0	1	0	0	0	0	0	1	1	0	0	.294
Feb 22	vs Incarnate Word	*of	4	0	1	0	0	0	0	0	0	0	0	0	0	0	3	2	0	0	.286
Feb 23	vs Incarnate Word	*of	5	0	1	0	1	0	0	0	0	0	0	0	0	0	2	1	0	0	.269
03/01/2	vs Charleston Sout	*of	5	1	1	1	0	0	0	0	1	0	0	0	0	0	2	1	0	0	.258
Mar 02	vs Ball State	*of	4	0	0	0	0	0	0	0	0	0	0	0	0	0	2	1	0	0	.229
Mar 02	at Charleston Sout	of	0	0	0	0	0	0	0	0	0	0	0	0	0	0	0	1	0	0	.229
Mar 03	vs Ball State	ph	1	0	0	0	0	0	0	0	0	0	0	0	0	0	1	0	0	0	.222
Mar 09	at Wake Forest	*of	3	0	0	0	0	0	0	0	0	0	0	1	0	0	1	0	0	0	.205
Mar 10	at Wake Forest-1	*of	4	0	1	0	0	0	0	0	0	1	0	0	0	0	1	0	0	0	.209
Mar 10	at Wake Forest-2	pr	0	0	0	0	0	0	0	0	0	0	0	0	0	0	0	0	0	0	.209
Mar 15	at Clemson	pr/of	1	1	0	0	0	0	0	0	1	0	0	0	0	0	1	0	0	0	.205
Mar 26	CHICAGO STATE	ph/of	2	1	1	1	0	0	0	1	2	0	0	0	0	0	0	0	0	0	.217
Mar 29	at Georgia Tech	*of	4	0	0	0	0	0	0	1	0	0	0	0	0	0	1	0	0	0	.200
Mar 30	at Georgia Tech	*of	3	0	0	0	0	0	0	1	0	0	0	0	0	0	2	1	0	0	.189
Mar 31	at Georgia Tech	pr	0	1	0	0	0	0	0	0	0	0	0	0	0	0	0	0	0	0	.189
Apr 02	CENTRAL MICHG	ph	0	0	0	0	0	0	0	1	0	0	0	0	0	0	0	0	0	0	.189
Apr 05	VIRGINIA	of	1	0	0	0	0	0	0	0	0	0	0	0	0	0	0	0	0	0	.185
Apr 06	VIRGINIA-2	pr	0	0	0	0	0	0	0	0	0	0	0	0	0	0	0	0	0	0	.185
Apr 09	MICHIGAN STATE	pr	0	0	0	0	0	0	0	0	0	0	0	0	0	0	0	0	0	0	.185
Apr 10	WESTERN MICH	ph	0	0	0	0	0	0	0	1	0	0	0	0	0	0	0	0	0	0	.185
Apr 13	NORTH CAROLIN	of	0	0	0	0	0	0	0	0	0	0	0	0	0	0	0	0	0	0	.185
Apr 16	NORTHWESTERN	of	0	0	0	0	0	0	0	0	0	0	0	0	0	0	0	1	0	0	.185
Apr 20	at Pittsburgh-2	of	0	0	0	0	0	0	0	1	0	0	0	0	0	0	0	1	0	0	.185
Apr 26	NC STATE	of	0	0	0	0	0	0	0	0	0	0	0	0	0	0	0	0	0	0	.185
Apr 27	NC STATE	ph	1	0	1	0	0	0	0	0	0	0	0	0	0	0	0	0	0	0	.200
Apr 28	NC STATE	of	1	0	0	0	0	0	0	0	0	0	0	0	0	0	0	2	0	0	.196
May 03	LOUISVILLE	ph/of	1	0	0	0	0	0	0	0	0	0	0	0	0	0	0	1	0	0	.193
May 04	LOUISVILLE	of	1	0	0	0	0	0	0	0	0	0	0	0	0	0	0	0	0	0	.190
May 05	LOUISVILLE	ph	1	0	0	0	0	0	0	0	0	0	0	0	0	0	0	0	0	0	.186
May 11	CANISIUS-1	ph/2	2	0	0	0	0	0	0	0	0	0	0	0	0	0	1	0	0	0	.180
May 11	CANISIUS-2	of	1	0	0	0	0	0	0	0	0	0	0	0	0	0	0	0	0	0	.177
May 12	CANISIUS	of	2	0	0	0	0	0	0	0	0	0	0	0	0	0	0	0	0	0	.172
May 14	at Northwestern	of	1	0	0	0	0	0	0	0	0	0	0	0	0	0	0	0	0	0	.169
May 17	at Boston College	of	1	0	0	0	0	0	0	0	0	0	0	0	0	0	0	1	0	0	.167
May 18	at Boston College	of	2	0	2	1	1	0	0	0	0	0	0	0	0	0	0	0	0	0	.191
Totals		13gs	68	9	13	3	2	1	0	12	8	2	0	1	0	1	20	19	1	2	.191

On base pct. .312 • Slugging pct. .250

2019 NOTRE DAME BASEBALL GAME NOTES

#2 SPENCER MYERS



Sophomore/OF

Career Highs

Hits: 3 (6x, 5/18/19 at BC)

Runs: 4 (2x, 3/23/19 vs. FSU-2)

RBI: 3 (2x, 5/14/19 at NU)

SB: 3 (5/18/19 at BC)

News & Notes

- Set a career high with three steals and tied a career high with three hits against Boston College (5/18)
- Tied a career high with three RBI at Northwestern (5/14)
- Had three consecutive multi-hit games during the Wake Forest series (3/8-10)
- Recorded a career high with three hits against Charleston Southern (3/2)
- Set a career high with four runs scored against Eastern Michigan (2/21)

CAREER SUMMARY

Year	avg	gp-gs	ab	r	h	2b	3b	hr	rbi	tb	slg%	bb	hbp	so	gdp	ob%	sf	sh	sb-att	po	a	e	fld%
2018	.239	39-23	88	19	21	2	0	0	7	23	.261	11	1	19	1	.330	0	2	4-5	63	1	0	1.000
2019	.300	52-51	200	45	60	5	0	1	16	68	.340	30	1	34	3	.392	1	6	21-24	120	1	2	.984
TOTAL	.281	91-74	288	64	81	7	0	1	23	91	.316	41	2	53	4	.373	1	8	25-29	183	2	2	.989


2019 GAME-BY-GAME

Date	Opponent	Pos	AB	R	H	RBI	2B	3B	HR	BB	SB	CS	HBP	SAC	SF	GDP	K	PO	A	E	Avg
Feb 15	at Arizona State	*of	3	0	0	0	0	0	0	0	0	0	0	0	0	0	1	3	0	0	.000
Feb 16	at Arizona State	*of	3	1	2	0	0	0	0	1	0	0	0	0	0	1	0	1	0	0	.333
Feb 17	at Arizona State	*of	5	0	1	0	0	0	0	0	0	0	0	0	0	0	0	1	0	0	.273
Feb 21	vs Eastern Michiga	*of	3	4	2	1	0	0	0	2	0	0	0	0	0	0	0	2	0	0	.357
Feb 22	vs Eastern Michiga	*of	4	0	1	0	0	0	0	1	0	0	0	0	0	0	1	2	0	0	.333
Feb 22	vs Incarnate Word	*of	3	0	0	0	0	0	0	0	0	0	0	1	0	0	3	1	0	0	.286
Feb 23	vs Incarnate Word	ph/of	1	0	0	0	0	0	0	0	0	0	0	0	0	0	0	0	0	0	.273
03/01/2	vs Charleston Sout	*of	2	3	1	0	0	0	0	2	2	0	0	0	0	0	0	2	0	0	.292
Mar 02	vs Ball State	*of	4	0	1	0	0	0	0	0	0	0	0	0	0	0	2	0	0	0	.286
Mar 02	at Charleston Sout	*of	5	3	3	0	1	0	0	0	1	0	0	0	0	0	0	3	0	0	.333
Mar 03	vs Ball State	*of	3	0	0	0	0	0	0	1	1	0	0	0	0	0	0	2	0	0	.306
Mar 09	at Wake Forest	*of	5	0	2	1	1	0	0	0	0	0	0	0	0	0	0	3	0	0	.317
Mar 10	at Wake Forest-1	*of	3	0	2	0	0	0	0	1	1	0	0	0	0	0	0	0	0	0	.341
Mar 10	at Wake Forest-2	*of	6	1	2	1	0	0	0	0	0	0	0	0	0	0	0	4	0	0	.340
Mar 13	at Western Carolin	*of	4	1	0	1	0	0	0	1	1	0	0	1	0	0	1	3	0	0	.315
Mar 15	at Clemson	*of	4	1	1	0	0	0	0	1	0	0	0	0	0	0	2	2	0	0	.310
Mar 16	at Clemson	*of	2	0	0	0	0	0	0	0	0	0	0	0	0	0	0	0	0	0	.300
Mar 17	at Clemson	*of	5	0	1	0	0	0	0	0	0	0	0	0	0	0	0	7	0	0	.292
Mar 23	FLORIDA STATE-	*of	4	0	1	0	0	0	0	0	1	0	0	0	0	0	0	1	0	0	.290
Mar 23	FLORIDA STATE-	*of	3	4	3	1	0	0	0	2	0	0	0	1	0	0	0	2	0	0	.319
Mar 24	FLORIDA STATE	*of	4	0	0	0	0	0	0	1	1	0	0	0	0	0	2	3	0	0	.303
Mar 26	CHICAGO STATE	*of	3	1	0	0	0	0	0	2	2	0	0	0	0	0	2	3	0	0	.291
Mar 29	at Georgia Tech	*of	4	2	2	0	0	0	0	2	0	0	0	0	0	1	0	1	0	0	.301
Mar 30	at Georgia Tech	*of	3	1	0	0	0	0	0	1	0	0	0	0	0	0	2	3	0	0	.291
Mar 31	at Georgia Tech	*of	4	1	0	1	0	0	0	1	0	0	0	0	0	0	1	1	0	0	.278
Apr 02	CENTRAL MICHG	*of	3	0	0	0	0	0	0	1	0	0	0	0	0	0	0	3	0	0	.269
Apr 05	VIRGINIA	*of	5	1	3	0	1	0	0	0	1	0	0	0	0	0	1	2	0	0	.286
Apr 06	VIRGINIA-1	*of	5	1	3	0	0	0	0	0	0	0	0	0	0	0	0	2	0	0	.301
Apr 06	VIRGINIA-2	*of	5	1	2	0	0	0	0	0	1	0	0	0	0	0	2	2	0	0	.306
Apr 09	MICHIGAN STATE	*of	4	1	0	0	0	0	0	0	1	0	0	0	0	0	0	3	0	0	.295
Apr 10	WESTERN MICH	*of	5	1	3	1	0	0	0	0	0	0	0	0	0	0	1	4	0	0	.308
Apr 12	NORTH CAROLIN	*of	5	0	1	0	0	0	0	0	0	0	0	0	0	0	1	2	0	0	.303
Apr 13	NORTH CAROLIN	*of	5	1	1	0	0	0	0	0	0	0	0	0	0	0	1	4	0	1	.299
Apr 13	NORTH CAROLIN	*of	4	0	0	0	0	0	0	0	0	1	0	0	0	0	0	2	0	0	.290
Apr 16	NORTHWESTERN	*of	3	3	2	0	0	0	0	1	2	0	1	0	0	0	0	2	0	0	.299
Apr 20	at Pittsburgh-1	*of	4	0	1	0	0	0	0	0	0	1	0	0	0	0	1	1	0	0	.297
Apr 20	at Pittsburgh-2	*of	5	1	0	0	0	0	0	1	0	0	0	0	0	0	3	4	0	0	.287
Apr 21	at Pittsburgh	*of	3	0	0	0	0	0	0	1	0	0	0	0	0	0	1	1	1	0	.281
Apr 23	VALPARAISO	*of	4	2	2	0	0	0	0	0	0	0	0	0	0	0	1	1	0	0	.287
Apr 26	NC STATE	*of	2	1	1	1	0	0	0	2	0	0	0	0	0	0	0	2	0	0	.289
Apr 27	NC STATE	*of	4	0	2	1	0	0	0	1	1	0	0	0	0	0	0	3	0	0	.295
Apr 28	NC STATE	*of	4	0	1	0	0	0	0	0	0	0	0	0	0	1	1	1	0	0	.294
May 03	LOUISVILLE	*of	4	0	1	0	0	0	0	0	0	0	0	0	0	0	1	2	0	0	.293
May 04	LOUISVILLE	*of	4	0	0	0	0	0	0	0	0	0	0	0	0	0	0	6	0	0	.286
May 05	LOUISVILLE	*of	5	0	2	0	0	0	0	0	0	0	0	0	0	0	0	2	0	0	.289
May 11	CANISIUS-1	*of	5	1	2	1	0	0	0	0	0	0	0	0	0	0	2	4	0	0	.292
May 11	CANISIUS-2	*of	3	1	2	1	0	0	0	1	1	0	0	0	0	0	0	2	0	1	.298
May 12	CANISIUS	*of	3	1	0	0	0	0	0	1	0	0	0	1	0	0	0	3	0	0	.293
May 14	at Northwestern	*of	4	2	2	3	0	0	1	0	1	0	0	1	1	0	1	0	0	0	.298
May 16	at Boston College	*of	2	0	0	0	0	0	0	1	0	0	0	1	0	0	0	4	0	0	.295
May 17	at Boston College	*of	5	2	1	0	1	0	0	0	0	0	0	0	0	0	0	1	0	0	.292
May 18	at Boston College	*of	5	2	3	2	1	0	0	1	3	1	0	0	0	0	0	7	0	0	.300
Totals		51gs	200	45	60	16	5	0	1	30	21	3	1	6	1	3	34	120	1	2	.300

On base pct. .392 • Slugging pct. .340

2019 NOTRE DAME BASEBALL GAME NOTES

#3 DAVID LAMANNA



Sophomore/C

Career Highs

Hits: 3 (4/5/19 vs. UVA)

Runs: 2 (3/10/18-2 at MIA)

RBI: 3 (4/10/18 at MSU)

News & Notes

- Set a career high with three hits against Virginia (4/5)
- Tied a career high with two hits in game two against Wake Forest (3/10)
- Tied a career high with two hits against Incarnate Word (2/23)

CAREER SUMMARY

Year	avg	gp-gs	ab	r	h	2b	3b	hr	rbi	tb	slg%	bb	hbp	so	gdp	ob%	sf	sh	sb-att	po	a	e	fld%
2018	.234	52-46	167	16	39	5	0	1	16	47	.281	7	3	29	6	.274	2	3	1-4	280	47	10	.970
2019	.271	40-31	107	10	29	5	0	0	11	34	.318	19	2	20	2	.388	1	4	3-3	239	37	3	.989
TOTAL	.248	92-77	274	26	68	10	0	1	27	81	.296	26	5	49	8	.321	3	7	4-7	519	84	13	.979

2019 GAME-BY-GAME

Date	Opponent	Pos	AB	R	H	RBI	2B	3B	HR	BB	SB	CS	HBP	SAC	SF	GDP	K	PO	A	E	Avg
Feb 15	at Arizona State	c	1	0	0	0	0	0	0	0	0	0	0	0	0	0	1	1	0	0	.000
Feb 16	at Arizona State	c	0	0	0	0	0	0	0	0	0	0	0	0	0	0	0	0	0	0	.000
Feb 22	vs Eastern Michiga	c	1	0	0	0	0	0	0	0	0	0	0	0	0	0	0	2	1	0	.000
Feb 22	vs Incarnate Word	*c	3	0	0	0	0	0	0	0	0	0	0	0	0	0	0	14	1	0	.000
Feb 23	vs Incarnate Word	*c	2	0	2	0	0	0	0	1	0	0	0	0	0	0	0	5	1	1	.286
Mar 02	vs Ball State	*c	2	0	1	0	0	0	0	2	0	0	0	0	0	0	0	12	1	0	.333
Mar 03	vs Ball State	*c	1	0	0	0	0	0	0	1	0	0	0	0	0	0	0	8	2	0	.300
Mar 09	at Wake Forest	*c	2	0	0	0	0	0	0	1	1	0	0	0	0	0	0	4	0	0	.250
Mar 10	at Wake Forest-1	c	0	0	0	0	0	0	0	0	0	0	0	0	0	0	0	2	0	0	.250
Mar 10	at Wake Forest-2	*c	4	1	2	2	1	0	0	1	0	0	0	0	0	0	1	10	1	0	.312
Mar 13	at Western Carolin	*c	2	1	0	0	0	0	0	3	0	0	0	0	0	0	0	3	1	0	.278
Mar 15	at Clemson	*c	4	1	1	0	0	0	0	0	0	0	0	1	0	0	1	4	0	0	.273
Mar 16	at Clemson	c	1	0	1	0	1	0	0	0	0	0	0	0	0	0	0	3	0	0	.304
Mar 17	at Clemson	*c	4	0	0	0	0	0	0	0	0	0	1	0	0	1	1	10	2	0	.259
Mar 23	FLORIDA STATE-	*c	4	0	1	1	0	0	0	0	0	0	0	0	0	0	2	5	2	0	.258
Mar 24	FLORIDA STATE	*c	4	0	0	0	0	0	0	0	0	0	0	0	0	0	1	10	2	0	.229
Mar 26	CHICAGO STATE	*c	2	0	0	1	0	0	0	2	0	0	0	1	0	0	0	4	2	0	.216
Mar 29	at Georgia Tech	*c	5	0	1	0	0	0	0	0	0	0	0	0	0	0	2	13	0	0	.214
Mar 31	at Georgia Tech	*c	2	1	1	0	0	0	0	2	0	0	0	0	0	0	0	6	0	0	.227
Apr 02	CENTRAL MICHG	*c	4	0	0	1	0	0	0	0	0	0	0	0	1	1	0	8	1	0	.208
Apr 05	VIRGINIA	*c	3	1	3	1	0	0	0	1	1	0	0	0	0	0	0	3	0	0	.255
Apr 06	VIRGINIA-1	*c	5	0	1	2	0	0	0	0	0	0	0	0	0	0	2	9	2	0	.250
Apr 06	VIRGINIA-2	ph	0	1	0	0	0	0	0	1	0	0	0	0	0	0	0	0	0	0	.250
Apr 09	MICHIGAN STATE	*c	4	0	1	0	0	0	0	0	0	0	0	0	0	0	1	6	1	1	.250
Apr 16	NORTHWESTERN	ph/c	1	1	0	0	0	0	0	0	0	0	1	0	0	0	0	4	1	0	.246
Apr 20	at Pittsburgh-1	*c	3	0	0	0	0	0	0	0	0	0	0	0	0	0	0	5	0	0	.234
Apr 23	VALPARAISO	ph/c	0	0	0	0	0	0	0	0	0	0	0	1	0	0	0	2	1	0	.234
Apr 26	NC STATE	*c	4	0	2	1	1	0	0	0	0	0	0	0	0	0	0	8	0	0	.250
Apr 27	NC STATE	ph/c	2	0	1	0	0	0	0	0	0	0	0	0	0	0	1	1	0	0	.257
Apr 28	NC STATE	*c	2	0	2	1	0	0	0	1	0	0	0	1	0	0	0	13	0	0	.278
May 03	LOUISVILLE	*c	2	0	0	0	0	0	0	1	0	0	0	0	0	0	0	5	2	0	.270
May 04	LOUISVILLE	*c	2	0	0	0	0	0	0	1	0	0	0	0	0	0	0	3	2	0	.263
May 05	LOUISVILLE	*c	3	0	1	0	0	0	0	0	0	0	0	0	0	0	1	3	0	0	.266
May 11	CANISIUS-1	*c	4	0	0	0	0	0	0	0	0	0	0	0	0	0	0	3	0	0	.253
May 11	CANISIUS-2	*c	3	0	2	0	0	0	0	0	0	0	0	0	0	0	0	15	2	0	.267
May 12	CANISIUS	*c	5	0	1	0	0	0	0	0	0	0	0	0	0	0	2	9	4	1	.264
May 14	at Northwestern	*c	4	0	1	0	1	0	0	1	1	0	0	0	0	0	2	8	0	0	.263
May 16	at Boston College	*c	1	0	0	0	0	0	0	0	0	0	0	0	0	0	0	4	1	0	.260
May 17	at Boston College	*c	5	2	2	1	1	0	0	0	0	0	0	0	0	0	0	5	2	0	.267
May 18	at Boston College	*c	6	1	2	0	0	0	0	0	0	0	0	0	0	0	2	9	2	0	.271
Totals			31gs	107	10	29	11	5	0	19	3	0	2	4	1	2	20	239	37	3	.271

On base pct. .388 • Slugging pct. .318

2019 NOTRE DAME BASEBALL GAME NOTES

#4 CARTER PUTZ



Freshman/INF

Career Highs

Hits: 3 (4x, 4/20/19 at Pitt-2)

Runs: 3 (2x, 4/20/19 at Pitt-2)

RBI: 4 (2x, 3/23/19 vs. FSU-2)

News & Notes

- Tied a career high with three hits and three runs against Pitt (4/20)
- Recorded a career high four RBI in game two against Florida State (3/23)
- Set a career high with three runs in game two against Wake Forest (3/10)
- Set a season high with three hits and two runs against Incarnate Word (2/23)
- D1Baseball ACC Top Freshman (No. 42)

CAREER SUMMARY

Year	avg	gp-gs	ab	r	h	2b	3b	hr	rbi	tb	slg%	bb	hbp	so	gdp	ob%	sf	sh	sb-att	po	a	e	fld%
2019	.266	50-45	169	27	45	8	1	1	18	58	.343	19	1	40	4	.340	2	6	5-5	21	15	2	.947
TOTAL	.266	50-45	169	27	45	8	1	1	18	58	.343	19	1	40	4	.340	2	6	5-5	21	15	2	.947

2019 GAME-BY-GAME

Date	Opponent	Pos	AB	R	H	RBI	2B	3B	HR	BB	SB	CS	HBP	SAC	SF	GDP	K	PO	A	E	Avg
Feb 15	at Arizona State	*2b	4	0	0	0	0	0	0	0	0	0	0	0	0	0	2	0	2	0	.000
Feb 16	at Arizona State	*2b	3	0	0	0	0	0	0	0	0	0	0	0	0	0	2	1	1	1	.000
Feb 17	at Arizona State	2b	1	0	0	0	0	0	0	0	0	0	0	0	0	0	1	0	0	0	.000
Feb 21	vs Eastern Michiga	*2b	1	0	0	0	0	0	0	0	0	0	0	1	0	0	1	1	1	1	.000
Feb 22	vs Eastern Michiga	2b	2	1	2	0	1	0	0	0	0	0	0	0	0	0	0	0	0	0	.182
Feb 22	vs Incarnate Word	*2b	2	1	1	0	0	0	0	1	0	0	0	0	0	0	0	2	1	0	.231
Feb 23	vs Incarnate Word	*2b	4	2	3	0	0	0	0	1	0	0	0	0	0	0	1	1	3	0	.353
03/01/2	vs Charleston Sout	*2b	4	0	2	2	2	0	0	1	0	0	0	0	0	0	0	0	2	0	.381
Mar 02	vs Ball State	*2b	4	0	1	0	0	0	0	0	0	0	0	0	0	0	1	2	1	0	.360
Mar 02	at Charleston Sout	*3b	4	0	1	2	1	0	0	0	0	0	0	0	0	0	0	0	1	0	.345
Mar 03	vs Ball State	*2b/3	4	0	2	0	0	0	0	0	0	0	0	0	0	0	2	3	3	0	.364
Mar 09	at Wake Forest	*dh	4	1	2	0	0	0	0	0	0	0	0	0	0	0	0	0	0	0	.378
Mar 10	at Wake Forest-1	*dh	3	1	0	0	0	0	0	1	0	0	0	0	0	0	0	0	0	0	.350
Mar 10	at Wake Forest-2	*dh/2	5	3	2	1	0	0	0	0	0	0	0	0	0	0	0	0	0	0	.356
Mar 13	at Western Carolin	*dh	4	0	0	1	0	0	0	0	0	0	0	0	1	0	1	0	0	0	.327
Mar 15	at Clemson	*dh	3	1	0	0	0	0	0	2	0	0	0	0	0	0	2	0	0	0	.308
Mar 16	at Clemson	*dh	4	0	1	0	0	0	0	0	0	0	0	0	0	0	1	0	0	0	.304
Mar 17	at Clemson	*dh	5	1	2	0	0	0	0	0	0	0	0	0	0	0	1	0	0	0	.311
Mar 23	FLORIDA STATE-	*dh	4	0	0	0	0	0	0	0	0	0	0	0	0	0	3	0	0	0	.292
Mar 23	FLORIDA STATE-	*dh	4	1	3	4	1	0	0	0	0	0	0	1	1	0	1	0	0	0	.319
Mar 24	FLORIDA STATE	*dh	2	1	0	0	0	0	0	2	0	0	0	0	0	0	0	0	0	0	.310
Mar 26	CHICAGO STATE	*1b	2	2	1	0	0	0	0	3	2	0	0	0	0	0	0	11	0	0	.315
Mar 29	at Georgia Tech	*dh	4	2	3	3	0	0	1	0	0	0	1	0	0	0	1	0	0	0	.338
Mar 30	at Georgia Tech	*dh	4	0	1	0	0	0	0	0	0	0	0	0	0	0	0	0	0	0	.333
Mar 31	at Georgia Tech	*dh	5	0	0	0	0	0	0	0	0	0	0	0	0	0	1	0	0	0	.314
Apr 02	CENTRAL MICHG	*dh	3	0	0	0	0	0	0	1	0	0	0	0	0	0	1	0	0	0	.303
Apr 05	VIRGINIA	*dh	3	0	0	0	0	0	0	1	0	0	0	0	0	0	0	0	0	0	.293
Apr 06	VIRGINIA-1	*dh	5	0	1	1	0	0	0	0	0	0	0	0	0	0	2	0	0	0	.289
Apr 06	VIRGINIA-2	*dh	4	0	0	0	0	0	0	0	0	0	0	0	0	0	1	0	0	0	.277
Apr 09	MICHIGAN STATE	*dh	2	0	0	0	0	0	0	0	0	0	0	2	0	0	0	0	0	0	.272
Apr 10	WESTERN MICH	*dh	4	0	1	0	0	0	0	0	1	0	0	0	0	1	0	0	0	0	.271
Apr 12	NORTH CAROLIN	*dh	4	0	1	0	0	0	0	0	0	0	0	0	0	1	2	0	0	0	.270
Apr 13	NORTH CAROLIN	*dh	5	0	2	1	0	0	0	0	0	0	0	0	0	0	1	0	0	0	.276
Apr 13	NORTH CAROLIN	*dh	2	0	0	0	0	0	0	0	0	0	0	2	0	0	0	0	0	0	.271
Apr 16	NORTHWESTERN	*dh	4	1	1	0	0	1	0	0	0	0	0	0	0	0	0	0	0	0	.270
Apr 20	at Pittsburgh-1	*dh	4	0	0	1	0	0	0	0	0	0	0	0	0	0	2	0	0	0	.262
Apr 20	at Pittsburgh-2	*dh	4	3	3	0	1	0	0	1	0	0	0	0	0	1	0	0	0	0	.277
Apr 21	at Pittsburgh	*dh	3	1	1	1	0	0	0	1	0	0	0	0	0	0	0	0	0	0	.278
Apr 23	VALPARAISO	*dh	2	0	1	0	0	0	0	2	0	0	0	0	0	0	0	0	0	0	.281
Apr 26	NC STATE	*dh	4	0	0	0	0	0	0	0	0	0	0	0	0	0	1	0	0	0	.273
Apr 27	NC STATE	*dh	4	0	0	0	0	0	0	0	0	0	0	0	0	0	2	0	0	0	.266
Apr 28	NC STATE	ph	1	0	0	0	0	0	0	0	0	0	0	0	0	0	0	0	0	0	.264
May 03	LOUISVILLE	ph	1	0	0	0	0	0	0	0	0	0	0	0	0	0	1	0	0	0	.262
May 04	LOUISVILLE	*dh	3	0	0	0	0	0	0	0	0	0	0	0	0	0	1	0	0	0	.257
May 11	CANISIUS-1	*dh	2	0	0	0	0	0	0	0	0	0	0	0	0	0	0	0	0	0	.253
May 11	CANISIUS-2	ph	1	0	0	0	0	0	0	0	0	0	0	0	0	0	0	0	0	0	.252
May 12	CANISIUS	*dh	4	0	1	0	0	0	0	0	1	0	0	0	0	0	0	0	0	0	.252
May 14	at Northwestern	*dh	5	2	2	0	0	0	0	0	1	0	0	0	0	0	1	0	0	0	.256
May 17	at Boston College	*dh	5	1	2	1	1	0	0	0	0	0	0	0	0	1	2	0	0	0	.261
May 18	at Boston College	*dh	4	2	2	0	1	0	0	2	0	0	0	0	0	0	2	0	0	0	.266
Totals		45gs	169	27	45	18	8	1	1	19	5	0	1	6	2	4	40	21	15	2	.266

On base pct. .340 • Slugging pct. .343

2019 NOTRE DAME BASEBALL GAME NOTES

#6 ETHAN COPELAND



Junior/INF

Career Highs

Hits: 2 (3/13/19 at WCU)

Runs: 1 (4x, 3/13/19 at WCU)

RBI: --

News & Notes

- Set a career high with two hits against Western Carolina (3/13)
- Transferred from Heartland Community College.

CAREER SUMMARY

Year	avg	gp-gs	ab	r	h	2b	3b	hr	rbi	tb	slg%	bb	hbp	so	gdp	ob%	sf	sh	sb-att	po	a	e	fld%
2019	.179	28-14	39	5	7	0	0	0	0	7	.179	11	0	17	0	.360	0	4	1-1	23	37	1	.984
TOTAL	.179	28-14	39	5	7	0	0	0	0	7	.179	11	0	17	0	.360	0	4	1-1	23	37	1	.984

2019 GAME-BY-GAME

Date	Opponent	Pos	AB	R	H	RBI	2B	3B	HR	BB	SB	CS	HBP	SAC	SF	GDP	K	PO	A	E	Avg
Feb 15	at Arizona State	3b	0	0	0	0	0	0	0	0	0	0	0	0	0	0	0	0	0	0	.000
Feb 16	at Arizona State	ph/2	1	0	0	0	0	0	0	0	0	0	0	0	0	0	1	0	0	0	.000
Feb 17	at Arizona State	2b/3	1	0	1	0	0	0	0	0	0	0	0	0	0	0	0	0	0	0	.500
Feb 21	vs Eastern Michiga	2b	1	1	0	0	0	0	0	1	0	0	0	1	0	0	1	1	1	0	.333
Feb 22	vs Eastern Michiga	*2b	0	0	0	0	0	0	0	1	0	0	0	0	0	0	0	1	1	0	.333
03/01/2	vs Charleston Sout	2b	0	0	0	0	0	0	0	0	0	0	0	0	0	0	0	0	0	0	.333
Mar 02	vs Ball State	*3b	2	0	1	0	0	0	0	0	0	0	0	1	0	0	1	0	2	0	.400
Mar 02	at Charleston Sout	*2b	4	0	0	0	0	0	0	0	0	0	0	0	0	0	2	3	4	1	.222
Mar 03	vs Ball State	*3b/2	1	0	0	0	0	0	0	0	0	0	0	1	0	0	1	1	4	0	.200
Mar 09	at Wake Forest	*2b	4	1	1	0	0	0	0	0	0	0	0	0	0	0	1	2	2	0	.214
Mar 10	at Wake Forest-1	*2b	2	1	0	0	0	0	0	0	0	0	0	1	0	0	1	1	2	0	.188
Mar 10	at Wake Forest-2	*2b	2	0	0	0	0	0	0	1	0	0	0	0	0	0	0	0	3	0	.167
Mar 13	at Western Carolin	*2b	2	1	2	0	0	0	0	2	0	0	0	0	0	0	0	0	5	0	.250
Mar 15	at Clemson	*2b	3	0	1	0	0	0	0	1	0	0	0	0	0	0	1	4	5	0	.261
Mar 16	at Clemson	*2b	2	0	0	0	0	0	0	1	0	0	0	0	0	0	0	0	1	0	.240
Mar 17	at Clemson	*2b	3	0	0	0	0	0	0	0	0	0	0	0	0	0	2	1	2	0	.214
Mar 23	FLORIDA STATE-	*2b	1	0	0	0	0	0	0	1	0	0	0	0	0	0	0	1	2	0	.207
Mar 23	FLORIDA STATE-	*2b	4	1	0	0	0	0	0	1	0	0	0	0	0	0	3	2	2	0	.182
Mar 24	FLORIDA STATE	*2b	2	0	0	0	0	0	0	0	0	0	0	0	0	0	1	4	1	0	.171
Mar 26	CHICAGO STATE	2b	0	0	0	0	0	0	0	0	0	0	0	0	0	0	0	0	0	0	.171
Mar 29	at Georgia Tech	2b	1	0	1	0	0	0	0	1	1	0	0	0	0	0	0	0	0	0	.194
Mar 30	at Georgia Tech	pr/2b	1	0	0	0	0	0	0	0	0	0	0	0	0	0	0	0	0	0	.189
Mar 31	at Georgia Tech	2b	0	0	0	0	0	0	0	0	0	0	0	0	0	0	0	0	0	0	.189
Apr 02	CENTRAL MICHG	ph	1	0	0	0	0	0	0	0	0	0	0	0	0	0	1	0	0	0	.184
Apr 13	NORTH CAROLIN	2b	1	0	0	0	0	0	0	0	0	0	0	0	0	0	1	0	0	0	.179
May 03	LOUISVILLE	2b	0	0	0	0	0	0	0	0	0	0	0	0	0	0	0	0	0	0	.179
May 16	at Boston College	2b	0	0	0	0	0	0	0	1	0	0	0	0	0	0	0	2	0	0	.179
May 17	at Boston College	pr	0	0	0	0	0	0	0	0	0	0	0	0	0	0	0	0	0	0	.179
Totals		14gs	39	5	7	0	0	0	0	11	1	0	0	4	0	0	17	23	37	1	.179

On base pct. .360 • Slugging pct. .179

2019 NOTRE DAME BASEBALL GAME NOTES

#7 JACK ZYSKA



Freshman/OF

Career Highs

Hits: 3 (4/6/19 vs. UVA-1)

Runs: 3 (5/14/19 at NU)

RBI: 2 (4x, 5/18/19 at BC)

News & Notes

- Set a career high with three runs at Northwestern (5/14)
- Tallied his first career home run against North Carolina (4/12)
- Set career highs in hits, runs and RBI in a doubleheader against Virginia (4/6)

CAREER SUMMARY

Year	avg	gp-gs	ab	r	h	2b	3b	hr	rbi	tb	slg%	bb	hbp	so	gdp	ob%	sf	sh	sb-att	po	a	e	fld%
2019	.220	43-29	109	15	24	6	1	2	20	38	.349	12	1	24	2	.296	3	3	2-3	37	0	3	.925
TOTAL	.220	43-29	109	15	24	6	1	2	20	38	.349	12	1	24	2	.296	3	3	2-3	37	0	3	.925

2019 GAME-BY-GAME

Date	Opponent	Pos	AB	R	H	RBI	2B	3B	HR	BB	SB	CS	HBP	SAC	SF	GDP	K	PO	A	E	Avg
Feb 15	at Arizona State	ph	1	0	0	0	0	0	0	0	0	0	0	0	0	0	0	0	0	0	.000
Feb 16	at Arizona State	ph	1	0	0	0	0	0	0	0	0	0	0	0	0	1	0	0	0	0	.000
Feb 17	at Arizona State	ph	1	0	0	0	0	0	0	0	0	0	0	0	0	0	0	0	0	0	.000
Feb 22	vs Eastern Michiga	ph	1	0	0	0	0	0	0	0	0	0	0	0	0	0	0	0	0	0	.000
Feb 23	vs Incarnate Word	*of	3	0	0	0	0	0	0	0	0	0	0	0	0	0	0	1	0	0	.000
Mar 02	vs Ball State	ph	1	0	0	0	0	0	0	0	0	0	0	0	0	0	1	0	0	0	.000
Mar 09	at Wake Forest	pr	0	0	0	0	0	0	0	0	0	0	0	0	0	0	0	0	0	0	.000
Mar 10	at Wake Forest-1	pr	0	0	0	0	0	0	0	0	0	0	0	0	0	0	0	0	0	0	.000
Mar 13	at Western Carolin	pr	0	0	0	0	0	0	0	0	0	0	0	0	0	0	0	0	0	0	.000
Mar 16	at Clemson	of	1	0	0	1	0	0	0	0	0	0	0	0	1	0	0	1	0	0	.000
Mar 17	at Clemson	pr	0	1	0	0	0	0	0	0	0	0	0	0	0	0	0	0	0	0	.000
Mar 24	FLORIDA STATE	ph/of	1	0	0	0	0	0	0	1	0	0	0	0	0	0	1	0	0	0	.000
Mar 26	CHICAGO STATE	*dh	4	0	1	1	0	0	0	0	0	0	0	0	0	0	1	0	0	0	.071
Mar 29	at Georgia Tech	pr	0	0	0	0	0	0	0	0	0	0	0	0	0	0	0	0	0	0	.071
Mar 30	at Georgia Tech	ph	1	0	1	1	1	0	0	0	0	0	0	0	0	0	0	0	0	0	.133
Mar 31	at Georgia Tech	*of	3	1	1	1	0	0	0	0	0	0	0	1	0	0	1	2	0	0	.167
Apr 02	CENTRAL MICHG	*of	3	1	1	0	1	0	0	0	0	0	0	0	0	0	0	0	0	0	.190
Apr 05	VIRGINIA	*of	2	1	0	1	0	0	0	1	0	0	0	1	1	0	0	5	0	0	.174
Apr 06	VIRGINIA-1	*of	4	2	3	2	0	0	0	0	0	0	0	0	1	0	0	3	0	0	.259
Apr 06	VIRGINIA-2	*of	5	0	1	2	0	0	0	0	1	0	0	0	0	0	1	3	0	0	.250
Apr 09	MICHIGAN STATE	*of	3	0	1	0	1	0	0	0	1	0	1	0	0	0	1	0	0	0	.257
Apr 10	WESTERN MICH	*of	4	0	1	0	0	0	0	0	0	0	0	0	0	0	2	1	0	0	.256
Apr 12	NORTH CAROLIN	*of	5	1	1	1	0	0	1	0	0	0	0	0	0	0	1	4	0	1	.250
Apr 13	NORTH CAROLIN	*of	4	1	1	1	0	0	0	1	0	1	0	0	0	0	1	5	0	0	.250
Apr 13	NORTH CAROLIN	*of	3	0	0	0	0	0	0	0	0	0	0	1	0	1	1	1	0	0	.235
Apr 16	NORTHWESTERN	*of	3	0	2	4	0	1	0	2	0	0	0	0	0	0	0	0	0	0	.259
Apr 20	at Pittsburgh-1	*of	4	1	1	0	1	0	0	0	0	0	0	0	0	0	1	0	0	0	.259
Apr 20	at Pittsburgh-2	*of	3	1	1	0	0	0	0	2	0	0	0	0	0	0	1	0	0	0	.262
Apr 21	at Pittsburgh	*of	3	0	0	0	0	0	0	1	0	0	0	0	0	0	0	0	0	0	.250
Apr 23	VALPARAISO	*of	3	0	1	0	0	0	0	1	0	0	0	0	0	0	0	2	0	0	.254
Apr 26	NC STATE	*of	4	0	1	2	1	0	0	0	0	0	0	0	0	0	1	1	0	1	.254
Apr 27	NC STATE	*of	4	0	0	0	0	0	0	0	0	0	0	0	0	0	2	2	0	0	.240
Apr 28	NC STATE	*of	3	1	1	0	0	0	0	0	0	0	0	0	0	0	0	0	0	0	.244
May 03	LOUISVILLE	*of	4	0	0	0	0	0	0	0	0	0	0	0	0	0	2	1	0	0	.232
May 04	LOUISVILLE	*of	3	0	0	0	0	0	0	0	0	0	0	0	0	0	0	1	0	0	.224
May 05	LOUISVILLE	*dh	5	0	0	0	0	0	0	0	0	0	0	0	0	0	2	0	0	0	.211
May 11	CANISIUS-1	ph/of	2	1	1	0	0	0	0	0	0	0	0	0	0	0	0	0	0	0	.217
May 11	CANISIUS-2	*of	3	0	0	0	0	0	0	0	0	0	0	0	0	0	1	1	0	0	.211
May 12	CANISIUS	*of	3	0	0	0	0	0	0	0	0	0	0	0	0	0	3	0	0	0	.204
May 14	at Northwestern	*of	4	3	2	1	1	0	1	1	0	0	0	0	0	0	0	3	0	1	.216
May 16	at Boston College	*of	3	0	0	0	0	0	0	0	0	0	0	0	0	0	0	0	0	0	.210
May 17	at Boston College	*of	3	0	2	2	0	0	0	0	0	0	0	0	0	0	0	0	0	0	.222
May 18	at Boston College	*of	1	0	0	0	0	0	0	2	0	0	0	0	0	0	0	0	0	0	.220
Totals		29gs	109	15	24	20	6	1	2	12	2	1	1	3	3	2	24	37	0	3	.220

On base pct. .296 • Slugging pct. .349

2019 NOTRE DAME BASEBALL GAME NOTES

#8 JACK ALEXANDER



Freshman/C

Career Highs

Hits: 3 (4/20/19 at Pitt-2)

Runs: 2 (3/23/19 vs. FSU-2)

RBI: 3 (4/20/19 at Pitt-2)

News & Notes

- Set a career high with three hits and three RBI against Pitt (4/20)

CAREER SUMMARY

Year	avg	gp-gs	ab	r	h	2b	3b	hr	rbi	tb	slg%	bb	hbp	so	gdp	ob%	sf	sh	sb-att	po	a	e	fld%
2019	.197	34-21	61	6	12	3	0	0	6	15	.246	12	1	12	0	.338	0	2	1-1	175	16	3	.985
TOTAL	.197	34-21	61	6	12	3	0	0	6	15	.246	12	1	12	0	.338	0	2	1-1	175	16	3	.985

2019 GAME-BY-GAME

Date	Opponent	Pos	AB	R	H	RBI	2B	3B	HR	BB	SB	CS	HBP	SAC	SF	GDP	K	PO	A	E	Avg
Feb 15	at Arizona State	*c	2	0	1	0	0	0	0	0	0	0	0	0	0	0	1	4	0	0	.500
Feb 16	at Arizona State	*c	2	0	0	0	0	0	0	1	0	0	0	0	0	0	0	8	2	1	.250
Feb 17	at Arizona State	*c	2	0	0	0	0	0	0	1	0	0	0	0	0	0	1	4	0	0	.167
Feb 21	vs Eastern Michiga	*c	3	1	0	0	0	0	0	0	0	0	1	0	0	0	1	12	0	0	.111
Feb 22	vs Eastern Michiga	*c	2	0	0	0	0	0	0	0	0	0	0	0	0	0	0	7	1	0	.091
Feb 22	vs Incarnate Word	c	0	0	0	0	0	0	0	0	0	0	0	0	0	0	0	2	0	0	.091
Feb 23	vs Incarnate Word	c	0	0	0	0	0	0	0	0	0	0	0	0	0	0	0	2	0	0	.091
03/01/2	vs Charleston Sout	*c	3	1	1	1	1	0	0	0	0	0	0	1	0	0	1	7	1	0	.143
Mar 02	at Charleston Sout	*c	4	0	1	0	0	0	0	0	0	0	0	0	0	0	0	11	0	0	.167
Mar 03	vs Ball State	c	0	0	0	0	0	0	0	0	0	0	0	0	0	0	0	2	1	0	.167
Mar 09	at Wake Forest	c	1	0	0	0	0	0	0	0	0	0	0	0	0	0	0	4	0	0	.158
Mar 10	at Wake Forest-1	*c	2	0	0	0	0	0	0	1	0	0	0	0	0	0	0	8	0	0	.143
Mar 13	at Western Carolin	c	0	0	0	0	0	0	0	0	0	0	0	0	0	0	0	2	0	0	.143
Mar 16	at Clemson	*c	2	0	0	0	0	0	0	0	0	0	0	0	0	0	1	5	1	1	.130
Mar 17	at Clemson	c	0	0	0	0	0	0	0	0	0	0	0	0	0	0	0	1	0	0	.130
Mar 23	FLORIDA STATE-	*c	4	2	1	0	0	0	0	1	1	0	0	0	0	0	0	10	1	0	.148
Mar 26	CHICAGO STATE	c	0	0	0	0	0	0	0	0	0	0	0	0	0	0	0	1	0	0	.148
Mar 29	at Georgia Tech	c	0	0	0	0	0	0	0	0	0	0	0	0	0	0	0	3	0	0	.148
Mar 30	at Georgia Tech	*c	4	1	1	0	1	0	0	0	0	0	0	0	0	0	1	3	1	0	.161
Mar 31	at Georgia Tech	c	1	0	0	0	0	0	0	0	0	0	0	0	0	0	0	3	0	0	.156
Apr 02	CENTRAL MICHG	ph	1	0	1	1	0	0	0	0	0	0	0	0	0	0	0	0	0	0	.182
Apr 06	VIRGINIA-2	*c	3	0	0	0	0	0	0	0	0	0	0	0	0	0	1	9	0	0	.167
Apr 10	WESTERN MICH	*c	3	0	2	0	0	0	0	1	0	0	0	0	0	0	0	9	1	0	.205
Apr 12	NORTH CAROLIN	*c	2	0	0	0	0	0	0	1	0	0	0	0	0	0	0	8	0	0	.195
Apr 13	NORTH CAROLIN	*c	3	1	1	1	0	0	0	1	0	0	0	0	0	0	2	3	1	0	.205
Apr 13	NORTH CAROLIN	*c	3	0	0	0	0	0	0	1	0	0	0	0	0	0	0	12	0	1	.191
Apr 16	NORTHWESTERN	*c	1	0	0	0	0	0	0	1	0	0	0	0	0	0	1	4	2	0	.188
Apr 20	at Pittsburgh-2	*c	4	0	3	3	1	0	0	0	0	0	0	1	0	0	0	7	1	0	.231
Apr 21	at Pittsburgh	*c	2	0	0	0	0	0	0	2	0	0	0	0	0	0	0	13	1	0	.222
Apr 23	VALPARAISO	*c	3	0	0	0	0	0	0	0	0	0	0	0	0	0	0	3	2	0	.211
Apr 27	NC STATE	*c	1	0	0	0	0	0	0	1	0	0	0	0	0	0	1	5	0	0	.207
May 04	LOUISVILLE	ph	1	0	0	0	0	0	0	0	0	0	0	0	0	0	0	0	0	0	.203
May 05	LOUISVILLE	c	0	0	0	0	0	0	0	0	0	0	0	0	0	0	0	1	0	0	.203
May 16	at Boston College	c	2	0	0	0	0	0	0	0	0	0	0	0	0	0	1	2	0	0	.197
Totals			21gs	61	6	12	6	3	0	12	1	0	1	2	0	0	12	175	16	3	.197

On base pct. .338 • Slugging pct. .246

2019 NOTRE DAME BASEBALL GAME NOTES

#10 JAKE SINGER



Senior/INF

Career Highs

Hits: 2 (4/2/19 vs. CMU)

Runs: 1 (8x, 4/16/19 vs. NU)

RBI: 1 (3x, 5/16/19 at BC)

News & Notes

CAREER SUMMARY

Year	avg	gp-gs	ab	r	h	2b	3b	hr	rbi	tb	slg%	bb	hbp	so	gdp	ob%	sf	sh	sb-att	po	a	e	fld%
2016	.000	2-0	1	0	0	0	0	0	0	0	.000	0	0	0	0	.000	0	0	0-0	0	0	0	.000
2017	.091	10-6	22	1	2	0	0	0	0	2	.091	2	0	10	0	.167	0	0	0-0	3	7	2	.833
2019	.227	24-16	44	7	10	2	0	0	3	12	.273	18	0	11	3	.452	0	0	1-1	11	24	4	.897
TOTAL	.179	36-22	67	8	12	2	0	0	3	14	.209	20	0	21	3	.368	0	0	1-1	14	31	6	.882

2019 GAME-BY-GAME

Date	Opponent	Pos	AB	R	H	RBI	2B	3B	HR	BB	SB	CS	HBP	SAC	SF	GDP	K	PO	A	E	Avg
Feb 16	at Arizona State	ph/3	1	1	0	0	0	0	0	1	0	0	0	0	0	0	1	0	2	0	.000
Feb 17	at Arizona State	*3b	2	0	0	0	0	0	0	1	0	0	0	0	0	0	1	0	1	1	.000
Feb 21	vs Eastern Michiga	3b	1	0	0	0	0	0	0	0	0	0	0	0	0	0	0	0	0	0	.000
Feb 22	vs Eastern Michiga	*3b	2	0	1	0	0	0	0	0	0	0	0	0	0	0	1	0	1	0	.167
Mar 24	FLORIDA STATE	ph	1	0	0	0	0	0	0	0	0	0	0	0	0	0	1	0	0	0	.143
Mar 30	at Georgia Tech	*2b/3	4	0	1	0	0	0	0	0	0	0	0	0	0	0	1	2	2	0	.182
Mar 31	at Georgia Tech	*2b	2	1	0	0	0	0	0	2	0	0	0	0	0	0	1	1	1	0	.154
Apr 02	CENTRAL MICHG	*2b	3	1	2	0	0	0	0	1	0	0	0	0	0	0	0	3	2	0	.250
Apr 05	VIRGINIA	*2b	2	1	0	0	0	0	0	2	0	0	0	0	0	0	1	3	8	1	.222
Apr 06	VIRGINIA-1	*2b	3	1	1	0	1	0	0	1	0	0	0	0	0	0	0	1	1	2	.238
Apr 06	VIRGINIA-2	*2b	1	1	0	0	0	0	0	2	0	0	0	0	0	0	0	0	3	0	.227
Apr 09	MICHIGAN STATE	*2b	4	0	0	0	0	0	0	0	0	0	0	0	0	0	3	1	1	0	.192
Apr 10	WESTERN MICH	*2b	2	0	1	0	0	0	0	2	0	0	0	0	0	0	0	0	1	0	.214
Apr 13	NORTH CAROLIN	ph	1	0	0	0	0	0	0	0	0	0	0	0	0	0	0	0	0	0	.207
Apr 13	NORTH CAROLIN	*2b	1	0	0	0	0	0	0	1	0	0	0	0	0	0	0	0	1	0	.200
Apr 16	NORTHWESTERN	*2b	4	1	1	0	0	0	0	0	1	0	0	0	0	0	0	0	0	0	.206
Apr 28	NC STATE	*dh	2	0	1	0	0	0	0	1	0	0	0	0	0	0	0	0	0	0	.222
May 03	LOUISVILLE	*dh	1	0	0	0	0	0	0	2	0	0	0	0	0	0	0	0	0	0	.216
May 04	LOUISVILLE	ph	0	0	0	0	0	0	0	0	0	0	0	0	0	0	0	0	0	0	.216
May 05	LOUISVILLE	ph	1	0	1	0	0	0	0	0	0	0	0	0	0	0	0	0	0	0	.237
May 11	CANISIUS-1	ph/d	1	0	0	1	0	0	0	1	0	0	0	0	0	1	0	0	0	0	.231
May 11	CANISIUS-2	*dh	2	0	0	1	0	0	0	0	0	0	0	0	0	0	1	0	0	0	.220
May 16	at Boston College	*dh	3	0	1	1	1	0	0	0	0	0	0	0	0	0	0	0	0	0	.227
May 17	at Boston College	ph	0	0	0	0	0	0	0	1	0	0	0	0	0	0	0	0	0	0	.227
Totals		16gs	44	7	10	3	2	0	0	18	1	0	0	0	0	3	11	11	24	4	.227

On base pct. .452 • Slugging pct. .273

2019 NOTRE DAME BASEBALL GAME NOTES

#11 TOMMY VAIL



Sophomore/LHP

Career Highs

IP: 5.0 (4/16/19 vs. NU)

Strikeouts: 7 (2x, 5/11/19 at CC-2)

News & Notes

- Set a career high with 5.0 innings pitched against Northwestern (4/16)
- Set a career high with 4.0 innings pitched against Michigan State (4/9)
- Set a career high with 3.1 innings pitched and seven strikeouts for his second save against No. 29 Georgia Tech (3/29)

CAREER SUMMARY

Year	era	w-l	app	gs	cg	sho	sv	ip	h	r	er	bb	so	2b	3b	hr	bf	bavg	wp	hbp	bk	sfa	sha
2018	3.90	3-2	27	1	0	0/0	0	27.2	24	16	12	24	30	3	0	4	137	.231	3	5	1	0	4
2019	3.07	3-2	24	2	0	0/2	6	41.0	20	15	14	21	57	5	0	4	165	.143	7	2	0	1	1
TOTAL	3.41	6-4	51	3	0	0/2	6	68.2	44	31	26	45	87	8	0	8	302	.180	10	7	1	1	5

2019 GAME-BY-GAME

Date	Opponent	GS	IP	H	R	ER	BB	SO	2B	3B	HR	WP	BK	HBP	IBB	Score	W-L	Sv	ERA	NP
Feb 16	at Arizona State		0.1	1	1	1	0	1	0	0	1	1	0	0	0	7-20	0-0	0	27.00	9
Feb 17	at Arizona State		1.1	1	1	1	1	0	0	0	0	0	0	0	0	5-16	0-0	0	10.80	24
Feb 22	vs Incarnate Word		2.1	1	0	0	0	5	1	0	0	1	0	1	0	2-1	1-0	0	4.50	40
Mar 02	at Charleston Sout		3.0	1	0	0	2	5	1	0	0	1	0	0	0	7-0	1-0	1	2.57	57
Mar 10	at Wake Forest-2		0.1	0	2	2	2	1	0	0	0	0	0	0	0	8-7	1-0	1	4.91	18
Mar 13	at Western Carolin		2.0	0	0	0	1	1	0	0	0	1	0	0	0	9-16	1-0	1	3.86	32
Mar 17	at Clemson		0.0	1	1	1	1	0	1	0	0	1	0	0	0	4-2	1-0	1	4.82	-
Mar 24	FLORIDA STATE		1.0	1	0	0	2	1	1	0	0	1	0	0	1	1-3	1-0	1	4.35	23
Mar 29	at Georgia Tech		3.1	0	0	0	0	7	0	0	0	0	0	0	0	9-6	1-0	2	3.29	52
Apr 02	CENTRAL MICHG		0.2	3	4	3	2	0	0	0	1	0	0	0	0	7-17	1-0	2	5.02	27
Apr 06	VIRGINIA-2		0.0	3	2	2	0	0	1	0	0	0	0	0	0	5-6	1-1	2	6.28	6
Apr 09	MICHIGAN STATE	*	4.0	0	0	0	1	3	0	0	0	0	0	0	0	2-3	1-1	2	4.91	58
Apr 13	NORTH CAROLIN		0.2	0	0	0	0	2	0	0	0	0	0	0	0	4-3	1-1	2	4.74	9
Apr 16	NORTHWESTERN	*	5.0	1	1	1	0	6	0	0	1	0	0	0	0	6-2	2-1	2	4.12	64
Apr 20	at Pittsburgh-1		1.0	0	0	0	1	1	0	0	0	0	0	0	1	2-4	2-1	2	3.96	11
Apr 21	at Pittsburgh		1.2	0	0	0	1	4	0	0	0	0	0	0	0	4-1	2-1	3	3.71	29
Apr 26	NC STATE		2.0	0	0	0	1	4	0	0	0	0	0	0	0	5-4	2-1	4	3.45	29
Apr 28	NC STATE		2.0	0	0	0	1	4	0	0	0	0	0	1	0	4-1	2-1	5	3.23	39
May 04	LOUISVILLE		1.0	1	3	3	2	2	0	0	1	1	0	0	0	1-3	2-2	5	3.98	27
May 05	LOUISVILLE		2.0	1	0	0	1	0	0	0	0	0	0	0	0	2-8	2-2	5	3.74	25
May 11	CANISIUS-1		0.1	0	0	0	0	0	0	0	0	0	0	0	0	5-4	3-2	5	3.71	4
May 11	CANISIUS-2		3.0	1	0	0	0	7	0	0	0	0	0	0	0	3-0	3-2	6	3.41	46
May 14	at Northwestern		2.1	2	0	0	1	2	0	0	0	0	0	0	0	12-4	3-2	6	3.20	40
May 17	at Boston College		1.2	2	0	0	1	1	0	0	0	0	0	0	0	8-9	3-2	6	3.07	37
Totals		2	41.0	20	15	14	21	57	5	0	4	7	0	2	2	122-14	3-2	6	3.07	-

2019 NOTRE DAME BASEBALL GAME NOTES

#12 NIKO KAVADAS



Sophomore/INF

Career Highs

Hits: 4 (5/5/18 vs. Pitt)

Runs: 2 (5x; 5/18/19 at BC)

RBI: 4 (3/13/19 at WCU)

News & Notes

- Leads the team with 12 home runs and 41 RBI
- Hit his first career grand slam and set a career high with four RBI against Western Carolina (3/13)
- Tied a career high with three RBI with his go ahead home run in the eighth against Wake Forest (3/9)

CAREER SUMMARY

Year	avg	gp-gs	ab	r	h	2b	3b	hr	rbi	tb	slg%	bb	hbp	so	gdp	ob%	sf	sh	sb-att	po	a	e	fld%
2018	.299	47-38	137	25	41	5	0	5	20	61	.445	18	8	24	6	.409	1	1	2-3	60	19	3	.963
2019	.264	52-52	193	31	51	12	0	12	41	99	.513	31	8	52	4	.381	4	0	2-3	19	56	6	.926
TOTAL	.279	99-90	330	56	92	17	0	17	61	160	.485	49	16	76	10	.393	5	1	4-6	79	75	9	.945

2019 GAME-BY-GAME

Date	Opponent	Pos	AB	R	H	RBI	2B	3B	HR	BB	SB	CS	HBP	SAC	SF	GDP	K	PO	A	E	Avg
Feb 15	at Arizona State	*dh	4	1	1	1	0	0	1	0	0	0	0	0	0	0	2	0	0	0	.250
Feb 16	at Arizona State	*dh	3	1	1	0	0	0	0	1	0	0	0	0	0	0	1	0	0	0	.286
Feb 17	at Arizona State	*dh	3	1	1	1	0	0	1	2	0	0	0	0	0	0	2	0	0	0	.300
Feb 21	vs Eastern Michiga	*dh	3	0	0	1	0	0	0	1	0	0	0	0	1	0	1	0	0	0	.231
Feb 22	vs Eastern Michiga	*dh	4	0	1	0	0	0	0	1	0	0	0	0	0	0	1	0	0	0	.235
Feb 22	vs Incarnate Word	*dh	4	0	1	0	0	0	0	0	0	0	0	0	0	0	1	0	0	0	.238
Feb 23	vs Incarnate Word	*dh	4	1	1	1	1	0	0	0	0	0	0	0	0	0	1	0	0	0	.240
03/01/2	vs Charleston Sout	*dh	3	0	1	0	0	0	0	0	0	0	1	0	0	0	0	0	0	0	.250
Mar 02	vs Ball State	*dh	4	0	0	0	0	0	0	0	0	0	0	0	0	0	2	0	0	0	.219
Mar 02	at Charleston Sout	*dh	5	1	1	1	0	0	1	0	0	0	0	0	0	0	0	0	0	0	.216
Mar 03	vs Ball State	*dh	3	0	0	0	0	0	0	0	0	0	0	0	0	0	1	0	0	0	.200
Mar 09	at Wake Forest	*3b	4	1	1	3	0	0	1	0	0	0	0	0	0	0	2	0	3	0	.205
Mar 10	at Wake Forest-1	*3b	4	1	1	0	0	0	0	0	0	0	0	0	0	0	0	1	3	1	.208
Mar 10	at Wake Forest-2	*3b	4	0	0	0	0	0	0	1	0	0	0	0	0	0	1	0	0	0	.192
Mar 13	at Western Carolin	*3b	4	2	1	4	0	0	1	1	0	0	0	0	0	0	0	0	0	0	.196
Mar 15	at Clemson	*3b	5	1	0	0	0	0	0	0	0	0	0	0	0	1	2	0	0	0	.180
Mar 16	at Clemson	*3b	4	0	1	0	0	0	0	0	0	0	0	0	0	0	2	0	2	0	.185
Mar 17	at Clemson	*3b	4	1	2	2	0	0	1	1	0	0	0	0	0	0	1	0	0	0	.203
Mar 23	FLORIDA STATE-	*3b	4	1	1	0	1	0	0	0	0	0	0	0	0	0	1	3	1	1	.205
Mar 23	FLORIDA STATE-	*3b	2	0	0	1	0	0	0	2	0	0	0	0	1	0	1	0	1	0	.200
Mar 24	FLORIDA STATE	*3b	3	0	0	1	0	0	0	0	0	0	0	0	1	0	1	0	0	0	.192
Mar 26	CHICAGO STATE	*3b	4	0	1	1	0	0	0	0	1	0	0	0	1	0	1	1	4	0	.195
Mar 29	at Georgia Tech	*3b	5	1	3	3	2	0	0	0	0	0	0	0	0	1	1	0	0	0	.218
Mar 30	at Georgia Tech	*3b/1	4	0	1	0	0	0	0	0	0	0	0	0	0	0	2	1	1	0	.220
Mar 31	at Georgia Tech	*3b	3	1	1	2	0	0	1	1	0	0	1	0	0	0	0	0	0	0	.223
Apr 02	CENTRAL MICHG	*3b	3	2	1	2	0	0	1	1	0	0	0	0	0	0	0	0	2	0	.227
Apr 05	VIRGINIA	*3b	3	1	2	2	1	0	0	0	0	0	1	0	0	0	0	1	2	0	.240
Apr 06	VIRGINIA-1	*3b	3	0	0	0	0	0	0	1	0	0	1	0	0	0	2	0	5	0	.233
Apr 06	VIRGINIA-2	*3b	3	1	2	3	0	0	1	1	0	0	1	0	0	0	1	1	1	0	.245
Apr 09	MICHIGAN STATE	*3b	3	1	2	1	0	0	1	1	0	0	0	0	0	0	0	1	1	0	.257
Apr 10	WESTERN MICH	*3b	4	0	1	1	1	0	0	1	0	0	0	0	0	0	1	0	1	1	.257
Apr 12	NORTH CAROLIN	*3b	4	0	0	0	0	0	0	1	0	0	0	0	0	0	1	1	1	0	.248
Apr 13	NORTH CAROLIN	*3b	5	1	2	0	0	0	0	0	0	0	0	0	0	0	1	2	1	1	.254
Apr 13	NORTH CAROLIN	*3b	3	1	2	0	1	0	0	1	0	0	0	0	0	0	1	1	3	0	.264
Apr 16	NORTHWESTERN	*3b	4	0	0	0	0	0	0	1	0	0	0	0	0	0	2	0	3	0	.256
Apr 20	at Pittsburgh-1	*3b	4	1	2	0	0	0	0	0	0	0	0	0	0	0	0	0	1	0	.263
Apr 20	at Pittsburgh-2	*3b	6	1	3	1	1	0	0	0	0	0	0	0	0	0	0	0	1	0	.273
Apr 21	at Pittsburgh	*3b	4	1	1	0	1	0	0	0	0	0	0	0	0	0	2	0	0	0	.273
Apr 23	VALPARAISO	*3b	4	1	2	3	1	0	0	0	0	0	0	0	0	0	1	1	1	0	.279
Apr 26	NC STATE	*3b	4	0	0	0	0	0	0	0	0	0	0	0	0	1	3	0	1	0	.272
Apr 27	NC STATE	*3b	4	0	0	0	0	0	0	1	0	0	0	0	0	1	1	0	0	0	.265
Apr 28	NC STATE	*3b	4	0	0	0	0	0	0	0	0	0	0	0	0	0	2	0	1	0	.258
May 03	LOUISVILLE	*3b	2	0	0	0	0	0	0	1	0	0	1	0	0	0	1	1	1	0	.255
May 04	LOUISVILLE	*3b	4	1	2	0	1	0	0	0	0	0	0	0	0	0	1	0	1	0	.261
May 05	LOUISVILLE	*3b	3	1	1	0	0	0	0	2	0	0	0	0	0	0	2	2	3	1	.262
May 11	CANISIUS-1	*3b	2	0	1	1	0	0	0	3	0	0	0	0	0	0	1	1	2	0	.265
May 11	CANISIUS-2	*3b	4	0	0	0	0	0	0	0	0	0	0	0	0	0	0	0	0	0	.259
May 12	CANISIUS	*3b	4	0	1	1	1	0	0	1	0	0	0	0	0	0	0	0	2	0	.258
May 14	at Northwestern	*3b	4	2	2	1	0	0	1	0	1	0	2	0	0	0	0	0	2	1	.264
May 16	at Boston College	*3b	4	0	0	0	0	0	0	0	0	0	0	0	0	0	0	0	1	0	.258
May 17	at Boston College	*3b	3	0	1	0	0	0	0	2	0	1	0	0	0	0	1	0	2	0	.259
May 18	at Boston College	*3b	4	2	2	3	0	0	1	2	0	0	0	0	0	0	1	1	2	0	.264
Totals		52gs	193	31	51	41	12	0	12	31	2	1	8	0	4	4	52	19	56	6	.264

On base pct. .381 • Slugging pct. .513

2019 NOTRE DAME BASEBALL GAME NOTES

#13 JOHN ARNDORFER



Sophomore/OF

Career Highs

Hits: 1 (4x, 2/23/19 vs. UIW)

Runs: 1 (2x, 3/10/19 at WF-2)

RBI: 2 (2/16/19 at ASU)

News & Notes

CAREER SUMMARY

Year	avg	gp-gs	ab	r	h	2b	3b	hr	rbi	tb	slg%	bb	hbp	so	gdp	ob%	sf	sh	sb-att	po	a	e	fld%
2018	.000	2-0	1	0	0	0	0	0	0	0	.000	0	0	1	0	.000	0	0	0-0	0	0	0	.000
2019	.333	15-0	12	2	4	0	0	0	3	4	.333	3	0	4	0	.467	0	0	0-1	0	0	0	.000
TOTAL	.308	17-0	13	2	4	0	0	0	3	4	.308	3	0	5	0	.438	0	0	0-1	0	0	0	.000

2019 GAME-BY-GAME

Date	Opponent	Pos	AB	R	H	RBI	2B	3B	HR	BB	SB	CS	HBP	SAC	SF	GDP	K	PO	A	E	Avg
Feb 15	at Arizona State	ph	0	0	0	0	0	0	0	1	0	0	0	0	0	0	0	0	0	0	.000
Feb 16	at Arizona State	ph	1	0	1	2	0	0	0	0	0	0	0	0	0	0	0	0	0	0	1.000
Feb 17	at Arizona State	ph	1	0	1	0	0	0	0	0	0	0	0	0	0	0	0	0	0	0	1.000
Feb 21	vs Eastern Michiga	ph	1	1	1	0	0	0	0	0	0	0	0	0	0	0	0	0	0	0	1.000
Feb 23	vs Incarnate Word	ph	1	0	1	0	0	0	0	0	0	1	0	0	0	0	0	0	0	0	1.000
Mar 02	vs Ball State	ph	1	0	0	0	0	0	0	0	0	0	0	0	0	0	1	0	0	0	.800
Mar 02	at Charleston Sout	ph	1	0	0	0	0	0	0	0	0	0	0	0	0	0	1	0	0	0	.667
Mar 03	vs Ball State	ph	1	0	0	0	0	0	0	0	0	0	0	0	0	0	1	0	0	0	.571
Mar 10	at Wake Forest-1	ph	1	0	0	0	0	0	0	0	0	0	0	0	0	0	0	0	0	0	.500
Mar 10	at Wake Forest-2	ph	0	1	0	0	0	0	0	1	0	0	0	0	0	0	0	0	0	0	.500
Mar 13	at Western Carolin	ph	1	0	0	0	0	0	0	0	0	0	0	0	0	0	0	0	0	0	.444
Mar 17	at Clemson	ph	1	0	0	0	0	0	0	0	0	0	0	0	0	0	0	0	0	0	.400
Mar 23	FLORIDA STATE-	ph	1	0	0	0	0	0	0	0	0	0	0	0	0	0	0	0	0	0	.364
Apr 02	CENTRAL MICHG	ph	0	0	0	1	0	0	0	1	0	0	0	0	0	0	0	0	0	0	.364
Apr 06	VIRGINIA-2	ph	1	0	0	0	0	0	0	0	0	0	0	0	0	0	1	0	0	0	.333
Totals		ogs	12	2	4	3	0	0	0	3	0	1	0	0	0	0	4	0	0	0	.333

On base pct. .467 • Slugging pct. .333

2019 NOTRE DAME BASEBALL GAME NOTES

#14 ZACK PRAJZNER



Freshman/INF

Career Highs

Hits: 2 (4x, 5/14/19 at NU)

Runs: 1 (7x, 4/26/19 vs. NCST)

RBI: 2 (4/21/19 at Pitt)

News & Notes

- Hit his first career home run and set a career high with two RBI (4/21)
- Hit the walk-off RBI single to defeat No. 21 North Carolina (4/13)

CAREER SUMMARY

Year	avg	gp-gs	ab	r	h	2b	3b	hr	rbi	tb	slg%	bb	hbp	so	gdp	ob%	sf	sh	sb-att	po	a	e	fld%
2019	.244	41-28	86	10	21	4	0	1	8	28	.326	7	8	21	5	.356	0	5	2-3	44	77	9	.931
TOTAL	.244	41-28	86	10	21	4	0	1	8	28	.326	7	8	21	5	.356	0	5	2-3	44	77	9	.931


2019 GAME-BY-GAME

Date	Opponent	Pos	AB	R	H	RBI	2B	3B	HR	BB	SB	CS	HBP	SAC	SF	GDP	K	PO	A	E	Avg	
Feb 15	at Arizona State	*3b	2	0	0	0	0	0	0	0	0	0	0	0	0	0	0	1	2	0	.000	
Feb 16	at Arizona State	*3b	2	0	0	0	0	0	0	0	0	0	1	0	0	0	2	1	1	1	.000	
Feb 17	at Arizona State	*2b/3	2	0	1	1	0	0	0	1	0	0	0	0	0	0	0	2	0	1	.167	
Feb 21	vs Eastern Michiga	*3b	2	0	0	0	0	0	0	0	0	0	0	0	0	0	2	0	1	0	.125	
Feb 22	vs Eastern Michiga	2b/3	2	1	1	1	1	0	0	1	0	0	0	0	0	0	0	1	1	0	.200	
Feb 22	vs Incarnate Word	*3b	2	1	2	0	0	0	0	0	0	0	0	1	0	0	0	0	1	0	.333	
Feb 23	vs Incarnate Word	*3b	3	0	0	0	0	0	0	0	0	0	0	0	0	2	0	1	3	0	.267	
03/01/2	vs Charleston Sout	*3b	3	1	0	0	0	0	0	1	0	0	0	0	0	0	0	1	1	2	0	.222
Mar 02	at Charleston Sout	3b	0	1	0	0	0	0	0	1	0	0	0	0	0	0	0	0	0	0	.222	
Mar 03	vs Ball State	3b	0	0	0	0	0	0	0	0	0	0	0	0	0	0	0	0	1	0	.222	
Mar 09	at Wake Forest	3b	0	0	0	0	0	0	0	0	0	0	0	0	0	0	0	0	0	0	.222	
Mar 10	at Wake Forest-2	3b	0	0	0	0	0	0	0	0	0	0	0	1	0	0	0	0	1	0	.222	
Mar 15	at Clemson	3b	0	0	0	0	0	0	0	0	0	0	0	0	0	0	0	0	1	0	.222	
Mar 17	at Clemson	2b	1	0	0	0	0	0	0	0	0	0	0	0	0	0	0	2	0	0	.211	
Mar 23	FLORIDA STATE-	2b	0	0	0	0	0	0	0	0	0	0	0	0	0	0	0	1	1	0	.211	
Mar 24	FLORIDA STATE	2b	0	0	0	0	0	0	0	0	0	0	0	1	0	0	0	0	3	0	.211	
Mar 26	CHICAGO STATE	*2b	4	0	0	0	0	0	0	0	1	0	1	0	0	0	3	0	2	0	.174	
Mar 29	at Georgia Tech	*2b	3	0	1	0	1	0	0	0	0	0	0	0	0	0	1	0	1	0	.192	
Apr 06	VIRGINIA-2	2b	0	0	0	0	0	0	0	0	0	0	0	0	0	0	0	0	1	0	.192	
Apr 10	WESTERN MICH	ph	1	0	1	0	1	0	0	0	0	0	0	0	0	0	0	0	0	0	.222	
Apr 12	NORTH CAROLIN	*2b	2	0	0	0	0	0	0	0	0	0	2	0	0	0	1	0	4	0	.207	
Apr 13	NORTH CAROLIN	*2b	3	0	0	0	0	0	0	0	0	0	0	0	0	0	1	1	0	0	.188	
Apr 13	NORTH CAROLIN	ph/2	2	0	1	1	0	0	0	0	0	0	0	0	0	0	0	0	0	0	.206	
Apr 16	NORTHWESTERN	2b	0	0	0	0	0	0	0	0	0	0	0	0	0	0	0	0	1	0	.206	
Apr 20	at Pittsburgh-1	*2b	3	0	1	0	0	0	0	0	0	0	0	0	0	0	0	1	6	1	.216	
Apr 20	at Pittsburgh-2	*2b	5	0	2	1	0	0	0	0	0	0	0	0	0	0	2	3	3	0	.238	
Apr 21	at Pittsburgh	*2b	2	1	1	2	0	0	1	0	0	0	0	1	0	1	0	2	3	0	.250	
Apr 23	VALPARAISO	*2b	4	1	1	0	0	0	0	0	0	0	0	0	0	0	1	2	4	1	.250	
Apr 26	NC STATE	*2b	3	1	1	0	0	0	0	0	0	0	0	0	0	0	1	2	4	1	.255	
Apr 27	NC STATE	*2b	2	0	0	0	0	0	0	1	0	0	0	0	0	0	0	1	3	0	.245	
Apr 28	NC STATE	*2b	3	0	1	1	0	0	0	0	0	0	1	0	0	0	0	2	4	0	.250	
May 03	LOUISVILLE	*2b/ss	2	0	0	0	0	0	0	1	0	1	0	0	0	0	1	3	4	1	.241	
May 04	LOUISVILLE	*2b	3	0	0	0	0	0	0	0	0	0	0	0	0	0	0	2	4	0	.230	
May 05	LOUISVILLE	*2b	3	0	1	0	0	0	0	0	0	0	0	0	0	0	1	5	0	0	.234	
May 11	CANISIUS-1	*2b/ss	2	1	1	0	0	0	0	0	0	0	2	0	0	0	0	3	2	1	.242	
May 11	CANISIUS-2	*2b	3	0	2	0	1	0	0	0	0	0	0	0	0	0	0	1	1	0	.261	
May 12	CANISIUS	*2b	3	1	0	0	0	0	0	1	0	0	0	0	0	0	0	1	4	1	.250	
May 14	at Northwestern	*2b	5	1	2	1	0	0	0	0	1	0	0	0	0	0	2	1	2	0	.260	
May 16	at Boston College	*2b	2	0	1	0	0	0	0	0	0	0	0	0	0	0	0	2	1	0	.266	
May 17	at Boston College	*2b	3	0	0	0	0	0	0	0	0	0	1	0	0	0	1	1	3	1	.256	
May 18	at Boston College	*2b	4	0	0	0	0	0	0	0	0	0	0	1	0	1	1	1	2	0	.244	
Totals		28gs	86	10	21	8	4	0	1	7	2	1	8	5	0	5	21	44	77	9	.244	

On base pct. .356 • Slugging pct. .326

2019 NOTRE DAME BASEBALL GAME NOTES

#15 ERIC GILGENBACH



Senior/OF

Career Highs

Hits: 3 (7x; 3/15/19 at CU)

HR: 2 (3x, 3/2/19 vs. BSU)

Runs: 4 (4/13/18 at NCST)

RBI: 7 (2/18/18 at LSU)

News & Notes

- Tied a career high with his third career multi-homer game against Ball State (3/2)
- Tied a career high with three hits against UIW (2/23)
- *D1Baseball* Top 100 Senior Prospect (No. 92)
- Named First Team Preseason All-ACC by *College Baseball Daily*
- 2019 Team Captain

CAREER SUMMARY

Year	avg	gp-gs	ab	r	h	2b	3b	hr	rbi	tb	slg%	bb	hbp	so	gdp	ob%	sf	sh	sb-att	po	a	e	fld%
2017	.333	36-14	51	10	17	5	0	3	8	31	.608	13	4	23	0	.500	0	1	2-4	33	0	1	.971
2018	.270	52-48	174	30	47	11	0	10	45	88	.506	22	5	60	5	.361	4	1	5-7	126	5	1	.992
2019	.219	51-51	192	26	42	10	1	8	39	78	.406	20	8	69	0	.311	5	0	6-7	120	3	1	.992
TOTAL	.254	139-113	417	66	106	26	1	21	92	197	.472	55	17	152	5	.357	9	2	13-18	279	8	3	.990


2019 GAME-BY-GAME

Date	Opponent	Pos	AB	R	H	RBI	2B	3B	HR	BB	SB	CS	HBP	SAC	SF	GDP	K	PO	A	E	Avg
Feb 15	at Arizona State	*of	4	0	1	0	0	0	0	0	0	0	0	0	0	0	2	4	1	0	.250
Feb 16	at Arizona State	*of	4	1	1	2	0	0	1	0	0	0	0	0	0	0	0	3	0	0	.250
Feb 17	at Arizona State	*of	4	0	0	0	0	0	0	1	0	0	0	0	0	0	2	5	1	0	.167
Feb 21	vs Eastern Michiga	*of	4	0	2	1	1	0	0	0	0	0	1	0	0	0	1	2	0	0	.250
Feb 22	vs Eastern Michiga	*of	4	0	0	1	0	0	0	0	0	0	0	0	1	0	1	1	0	0	.200
Feb 22	vs Incarnate Word	*of	3	0	1	1	0	0	0	1	0	0	0	0	0	0	1	1	0	0	.217
Feb 23	vs Incarnate Word	*of	3	2	3	4	2	0	1	1	0	0	0	0	0	0	0	4	0	0	.308
03/01/2	vs Charleston Sout	*of	4	0	0	0	0	0	0	0	0	0	0	0	0	0	3	5	0	0	.267
Mar 02	vs Ball State	*of	4	2	2	2	0	0	2	0	0	0	0	0	0	0	1	4	0	0	.294
Mar 02	at Charleston Sout	*of	5	0	2	3	2	0	0	0	0	0	0	0	0	0	0	0	0	0	.308
Mar 03	vs Ball State	*of	4	0	0	0	0	0	0	0	0	0	0	0	0	0	3	1	0	0	.279
Mar 09	at Wake Forest	*of	4	1	1	0	1	0	0	0	0	0	0	0	0	0	1	2	0	0	.277
Mar 10	at Wake Forest-1	*of	4	1	1	3	0	0	1	0	0	0	0	0	0	0	1	1	0	0	.275
Mar 10	at Wake Forest-2	*of	5	0	2	2	0	0	0	0	0	0	0	0	0	0	2	2	0	0	.286
Mar 13	at Western Carolin	*of	3	2	0	0	0	0	0	2	0	0	0	0	0	0	2	1	0	0	.271
Mar 15	at Clemson	*of	5	2	3	3	0	0	1	0	0	0	0	0	0	0	1	5	0	0	.297
Mar 16	at Clemson	*of	3	0	0	0	0	0	0	1	0	0	0	0	0	0	2	2	0	0	.284
Mar 17	at Clemson	*of	5	1	2	0	0	0	0	0	1	0	0	0	0	0	1	1	0	0	.292
Mar 23	FLORIDA STATE-	*of	4	0	0	0	0	0	0	0	0	0	0	0	0	0	4	3	0	0	.276
Mar 23	FLORIDA STATE-	*of	5	0	1	1	1	0	0	0	0	0	0	0	0	0	1	2	0	0	.272
Mar 24	FLORIDA STATE	*of	4	0	1	0	1	0	0	0	0	0	0	0	0	0	1	2	0	0	.271
Mar 26	CHICAGO STATE	*of	2	0	1	2	1	0	0	1	3	0	0	0	2	0	0	4	1	0	.276
Mar 29	at Georgia Tech	*of	5	1	1	3	0	0	1	0	0	0	0	0	0	0	3	1	0	0	.272
Mar 30	at Georgia Tech	*of	3	0	1	1	0	0	0	0	0	0	0	0	1	0	1	2	0	0	.274
Mar 31	at Georgia Tech	*of	5	1	1	0	0	0	0	0	0	0	0	0	0	0	0	3	0	0	.270
Apr 02	CENTRAL MICHG	*of	3	1	0	0	0	0	0	1	0	0	0	0	0	0	1	3	0	0	.262
Apr 06	VIRGINIA-1	*of	3	1	0	0	0	0	0	1	0	0	1	0	0	0	2	1	0	1	.255
Apr 06	VIRGINIA-2	*of	5	0	1	0	0	0	0	0	0	0	0	0	0	0	2	2	0	0	.252
Apr 09	MICHIGAN STATE	*of	4	0	0	1	0	0	0	0	0	0	0	0	0	0	2	5	0	0	.243
Apr 10	WESTERN MICHIG	*of	5	0	1	0	0	0	0	0	1	0	0	0	0	0	3	1	0	0	.242
Apr 12	NORTH CAROLIN	*of	3	0	0	0	0	0	0	0	0	0	1	0	0	0	2	1	0	0	.236
Apr 13	NORTH CAROLIN	*of	4	0	1	1	0	0	0	0	0	0	1	0	0	0	1	3	0	0	.236
Apr 13	NORTH CAROLIN	*of	3	1	2	1	0	0	0	1	0	0	0	0	0	0	0	1	0	0	.246
Apr 16	NORTHWESTERN	*of	4	0	1	0	0	0	0	0	0	0	0	0	0	0	2	2	0	0	.246
Apr 20	at Pittsburgh-1	*of	2	0	0	0	0	0	0	2	0	0	0	0	0	0	0	4	0	0	.243
Apr 20	at Pittsburgh-2	*of	5	1	0	0	0	0	0	0	0	1	0	0	0	0	2	1	0	0	.234
Apr 21	at Pittsburgh	*of	3	0	0	0	0	0	0	1	0	1	0	0	0	0	0	2	0	0	.229
Apr 23	VALPARAISO	*of	2	0	0	1	0	0	0	1	0	0	0	0	1	0	2	2	0	0	.226
Apr 26	NC STATE	*of	3	1	0	0	0	0	0	0	0	0	1	0	0	0	1	2	0	0	.221
Apr 27	NC STATE	*of	3	1	1	1	0	0	0	1	0	0	0	0	0	0	1	4	0	0	.224
Apr 28	NC STATE	*of	4	0	1	1	0	0	0	0	0	0	0	0	0	0	0	0	0	0	.224
May 03	LOUISVILLE	*of	4	0	0	0	0	0	0	0	0	0	0	0	0	0	3	0	0	0	.219
May 04	LOUISVILLE	*of	3	0	0	0	0	0	0	1	0	0	0	0	0	0	2	2	0	0	.215
May 05	LOUISVILLE	*of	3	0	2	0	1	0	0	1	0	0	0	0	0	0	0	3	0	0	.223
May 11	CANISIUS-1	*of	3	2	1	0	0	0	0	1	1	0	0	0	0	0	1	2	0	0	.225
May 11	CANISIUS-2	*of	3	2	1	1	0	0	1	0	0	0	1	0	0	0	1	0	0	0	.227
May 12	CANISIUS	*of	5	0	0	0	0	0	0	0	0	0	0	0	0	0	0	6	0	0	.220
May 14	at Northwestern	*of	4	1	1	2	0	1	0	1	0	0	0	0	0	0	2	6	0	0	.221
May 16	at Boston College	*of	4	0	0	0	0	0	0	0	0	0	0	0	0	0	3	3	0	0	.216
May 17	at Boston College	*of	3	1	1	0	0	0	0	1	0	0	0	0	0	0	1	3	0	0	.218
May 18	at Boston College	*of	4	0	1	1	0	0	0	0	0	0	1	0	0	0	1	0	0	0	.219
Totals		51gs	192	26	42	39	10	1	8	20	6	1	8	0	5	0	69	120	3	1	.219

On base pct. .311 • Slugging pct. .406

2019 NOTRE DAME BASEBALL GAME NOTES

#16 JARED MILLER



Sophomore/INF

Career Highs

Hits: 3 (4x, 5/14/19 at NU)

Runs: 2 (3x, 5/18/19 at BC)

RBI: 2 (3x, 3/23/19 vs. FSU-2)

News & Notes

- Tied a career high with three hits on the road against Northwestern (5/14)
- Tied his career high with three hits the next game against No. 12 Clemson (3/15)
- Set a career high with three hits against Western Carolina (3/13)

CAREER SUMMARY

Year	avg	gp-gs	ab	r	h	2b	3b	hr	rbi	tb	slg%	bb	hbp	so	gdp	ob%	sf	sh	sb-att	po	a	e	fld%
2018	.169	33-18	59	10	10	0	0	0	6	10	.169	6	4	10	1	.286	1	2	2-2	13	36	3	.942
2019	.226	52-52	177	20	40	6	0	1	22	49	.277	22	2	37	2	.315	2	6	13-14	85	131	16	.931
TOTAL	.212	85-70	236	30	50	6	0	1	28	59	.250	28	6	47	3	.308	3	8	15-16	98	167	19	.933


2019 GAME-BY-GAME

Date	Opponent	Pos	AB	R	H	RBI	2B	3B	HR	BB	SB	CS	HBP	SAC	SF	GDP	K	PO	A	E	Avg
Feb 15	at Arizona State	*ss	4	0	1	0	1	0	0	0	0	0	0	0	0	0	1	0	4	0	.250
Feb 16	at Arizona State	*ss	3	1	1	1	0	0	0	1	1	0	0	0	0	0	0	2	1	0	.286
Feb 17	at Arizona State	*ss	3	1	1	2	0	0	0	2	1	0	0	0	0	0	0	4	2	1	.300
Feb 21	vs Eastern Michiga	*ss	5	0	2	1	0	0	0	0	0	0	0	0	0	0	0	1	5	0	.333
Feb 22	vs Eastern Michiga	*ss	3	0	0	0	0	0	0	1	0	0	0	0	0	0	0	1	3	0	.278
Feb 22	vs Incarnate Word	*ss	4	0	0	0	0	0	0	0	0	0	0	0	0	0	4	1	1	0	.227
Feb 23	vs Incarnate Word	*ss	3	0	0	1	0	0	0	0	0	0	0	0	1	0	0	3	1	2	.200
03/01/2	vs Charleston Sout	*ss	4	0	1	0	0	0	0	0	0	0	0	0	0	0	1	0	4	0	.207
Mar 02	vs Ball State	*ss	3	0	1	0	0	0	0	1	0	0	0	0	0	0	2	0	0	0	.219
Mar 02	at Charleston Sout	*ss	4	0	1	0	0	0	0	0	0	0	0	0	0	0	0	2	2	0	.222
Mar 03	vs Ball State	*ss	3	0	0	0	0	0	0	0	0	0	0	0	0	0	0	1	2	0	.205
Mar 09	at Wake Forest	*ss	3	1	1	1	1	0	0	0	0	0	0	1	0	0	2	2	3	0	.214
Mar 10	at Wake Forest-1	*ss	4	0	0	0	0	0	0	0	0	0	0	0	0	0	0	3	3	1	.196
Mar 10	at Wake Forest-2	*ss	5	0	2	1	0	0	0	0	0	0	0	0	0	0	1	2	4	0	.216
Mar 13	at Western Carolin	*ss	5	1	3	1	0	0	0	0	0	0	0	0	0	0	1	2	1	0	.250
Mar 15	at Clemson	*ss	4	1	3	3	0	0	0	0	0	0	0	0	0	0	0	3	4	0	.283
Mar 16	at Clemson	*ss	4	0	0	0	0	0	0	0	0	0	0	0	0	0	0	2	2	0	.266
Mar 17	at Clemson	*ss	5	0	1	1	0	0	0	0	0	0	0	0	0	0	0	0	4	0	.261
Mar 23	FLORIDA STATE-	*ss	3	0	0	0	0	0	0	0	0	0	0	0	0	0	1	1	3	0	.250
Mar 23	FLORIDA STATE-	*ss	4	1	1	2	0	0	0	1	0	0	0	0	0	0	2	1	3	1	.250
Mar 24	FLORIDA STATE	*ss	3	0	0	0	0	0	0	1	0	0	0	0	0	0	2	1	0	2	.241
Mar 26	CHICAGO STATE	*ss	1	2	0	0	0	0	0	3	3	0	1	0	0	0	1	1	2	0	.237
Mar 29	at Georgia Tech	*ss	4	0	0	0	0	0	0	1	1	0	0	0	0	0	1	4	2	1	.226
Mar 30	at Georgia Tech	*ss	4	0	1	0	0	0	0	0	0	0	0	0	0	0	1	1	2	1	.227
Mar 31	at Georgia Tech	*ss	5	0	0	0	0	0	0	0	0	0	0	0	0	0	2	2	1	0	.215
Apr 02	CENTRAL MICHG	*ss	3	0	1	0	0	0	0	1	0	0	0	0	0	0	0	1	2	0	.219
Apr 05	VIRGINIA	*ss	3	0	1	0	0	0	0	1	0	0	0	0	0	0	2	1	2	0	.222
Apr 06	VIRGINIA-1	*ss	3	1	1	0	0	0	0	1	0	0	0	0	0	0	0	1	0	0	.225
Apr 06	VIRGINIA-2	*ss	4	0	1	0	0	0	0	0	0	0	0	0	0	0	0	0	1	0	.226
Apr 09	MICHIGAN STATE	*ss	3	0	1	0	0	0	0	1	1	0	0	0	0	0	2	2	5	0	.229
Apr 10	WESTERN MICH	*ss	3	1	0	0	0	0	0	1	1	0	0	0	0	0	0	1	4	0	.223
Apr 12	NORTH CAROLIN	*ss	3	0	1	0	0	0	0	1	0	0	0	0	0	0	0	1	3	0	.226
Apr 13	NORTH CAROLIN	*ss	4	1	3	0	2	0	0	0	0	0	0	0	0	0	0	3	2	0	.244
Apr 13	NORTH CAROLIN	*ss	3	0	0	1	0	0	0	0	1	0	0	1	0	0	0	1	0	0	.238
Apr 16	NORTHWESTERN	*ss	3	0	1	1	0	0	0	0	0	0	0	1	0	0	0	0	1	0	.240
Apr 20	at Pittsburgh-1	*ss	3	0	0	0	0	0	0	0	0	0	0	0	0	0	0	2	4	0	.234
Apr 20	at Pittsburgh-2	*ss	5	1	1	0	0	0	0	0	1	0	0	0	0	0	2	6	3	0	.233
Apr 21	at Pittsburgh	*ss	3	0	0	0	0	0	0	0	0	0	0	1	0	0	0	2	4	0	.228
Apr 23	VALPARAISO	*ss	3	0	0	0	0	0	0	0	0	0	1	0	0	0	0	2	5	0	.223
Apr 26	NC STATE	*ss	3	1	1	1	0	0	1	1	0	0	0	0	0	0	1	2	3	0	.225
Apr 27	NC STATE	*ss	4	0	2	0	0	0	0	0	1	1	0	0	0	0	0	2	3	0	.233
Apr 28	NC STATE	*ss	2	1	0	1	0	0	0	1	0	0	0	0	1	0	0	0	2	1	.230
May 03	LOUISVILLE	*ss	2	0	0	0	0	0	0	0	0	0	0	0	0	0	1	1	5	0	.227
May 04	LOUISVILLE	*ss	3	0	0	0	0	0	0	0	0	0	0	0	0	0	1	6	3	1	.222
May 05	LOUISVILLE	*ss	3	0	0	0	0	0	0	0	0	0	0	0	0	0	3	2	4	1	.218
May 11	CANISIUS-1	*ss	2	0	1	1	1	0	0	0	0	0	0	0	0	0	0	2	4	1	.222
May 11	CANISIUS-2	*ss	3	0	0	0	0	0	0	0	0	0	0	0	0	0	1	0	5	0	.217
May 12	CANISIUS	*ss	4	0	0	0	0	0	0	0	0	0	0	0	0	0	0	0	1	0	.212
May 14	at Northwestern	*ss	4	1	3	2	1	0	0	0	1	0	0	1	0	0	0	1	3	0	.225
May 16	at Boston College	*ss	3	1	1	0	0	0	0	0	0	0	0	0	0	0	2	0	1	0	.227
May 17	at Boston College	*ss	3	2	1	1	0	0	0	1	1	0	0	0	0	0	1	4	2	1	.229
May 18	at Boston College	*ss	2	2	0	0	0	0	0	2	0	0	0	1	0	0	1	1	1	1	.226
Totals		52gs	177	20	40	22	6	0	1	22	13	1	2	6	2	2	37	85	131	16	.226

On base pct. .315 • Slugging pct. .277

2019 NOTRE DAME BASEBALL GAME NOTES

#17 AIDAN TYRELL



Freshman/LHP

Career Highs

IP: 2.0 (4/12/19 vs. UNC)

Strikeouts: 1 (5x, 4/2/19 vs. CMU)

News & Notes

CAREER SUMMARY

Year	era	w-l	app	gs	cq	sho	sv	ip	h	r	er	bb	so	2b	3b	hr	bf	bavg	wp	hbp	bk	sfa	sha
2019	15.00	0-1	9	1	0	0/0	0	6.0	6	12	10	12	5	2	0	1	38	.240	1	1	0	0	0
TOTAL	15.00	0-1	9	1	0	0/0	0	6.0	6	12	10	12	5	2	0	1	38	.240	1	1	0	0	0

2019 GAME-BY-GAME

Date	Opponent	GS	IP	H	R	ER	BB	SO	2B	3B	HR	WP	BK	HBP	IBB	Score	W-L	Sv	ERA	NP
Feb 15	at Arizona State		0.2	2	1	0	0	1	0	0	0	0	0	0	0	1-10	0-0	0	0.00	12
Feb 16	at Arizona State		1.0	0	0	0	1	0	0	0	0	0	0	0	0	7-20	0-0	0	0.00	14
Feb 23	vs Incarnate Word	*	0.1	1	6	5	4	1	0	0	1	0	0	0	0	7-15	0-1	0	22.50	29
Mar 09	at Wake Forest		0.1	0	0	0	0	1	0	0	0	1	0	0	0	7-4	0-1	0	19.29	6
Mar 10	at Wake Forest-1		0.1	0	0	0	2	0	0	0	0	0	0	0	0	4-7	0-1	0	16.88	19
Mar 13	at Western Carolin		0.0	1	2	2	1	0	1	0	0	0	0	0	0	9-16	0-1	0	23.62	14
Mar 31	at Georgia Tech		1.0	1	0	0	1	1	0	0	0	0	0	0	0	7-8	0-1	0	17.18	21
Apr 02	CENTRAL MICHG		0.1	0	3	3	2	1	0	0	0	0	0	1	0	7-17	0-1	0	22.50	19
Apr 12	NORTH CAROLIN		2.0	1	0	0	1	0	1	0	0	0	0	0	0	1-10	0-1	0	15.00	20
Totals		1	6.0	6	12	10	12	5	2	0	1	1	0	1	0	50-107	0-1	0	15.00	-

#18 ZACH MAZUR



Freshman/C

Career Highs

Hits: 1 (2/16/19 at ASU)

Runs: 1 (4/2/19 vs. CMU)

RBI: --

News & Notes

CAREER SUMMARY

Year	avg	gp-gs	ab	r	h	2b	3b	hr	rbi	tb	slg%	bb	hbp	so	gdp	ob%	sf	sh	sb-att	po	a	e	fld%
2019	.250	6-0	4	1	1	0	0	0	0	1	.250	1	0	2	0	.400	0	0	0-0	1	1	0	1.000
TOTAL	.250	6-0	4	1	1	0	0	0	0	1	.250	1	0	2	0	.400	0	0	0-0	1	1	0	1.000


2019 GAME-BY-GAME

Date	Opponent	Pos	AB	R	H	RBI	2B	3B	HR	BB	SB	CS	HBP	SAC	SF	GDP	K	PO	A	E	Avg
Feb 16	at Arizona State	ph	1	0	1	0	0	0	0	0	0	0	0	0	0	0	0	0	0	0	1.000
Feb 17	at Arizona State	ph/c	2	0	0	0	0	0	0	0	0	0	0	0	0	0	1	0	1	0	.333
Mar 03	vs Ball State	c	0	0	0	0	0	0	0	0	0	0	0	0	0	0	0	0	0	0	.333
Apr 02	CENTRAL MICHG	ph	0	1	0	0	0	0	0	1	0	0	0	0	0	0	0	0	0	0	.333
Apr 12	NORTH CAROLIN	c	1	0	0	0	0	0	0	0	0	0	0	0	0	0	1	1	0	0	.250
Apr 13	NORTH CAROLIN	c	0	0	0	0	0	0	0	0	0	0	0	0	0	0	0	0	0	0	.250
Totals		0gs	4	1	1	0	0	0	0	1	0	0	0	0	0	0	2	1	1	0	.250

On base pct. .400 • Slugging pct. .250

2019 NOTRE DAME BASEBALL GAME NOTES

#20 HENRY GLADSON



Freshman/RHP

Career Highs

IP: 0.1 (3/13/19 at WCU)

Strikeouts: --

News & Notes

- Made his first career appearance against Western Carolina (3/13)

CAREER SUMMARY


Year	era	w-l	app	gs	cg	sho	sv	ip	h	r	er	bb	so	2b	3b	hr	bf	bavg	wp	hbp	bk	sfa	sha
2019	54.00	0-0	1	0	0	0/0	0	0.1	1	2	2	1	0	0	0	0	4	.500	1	1	0	0	0
TOTAL	54.00	0-0	1	0	0	0/0	0	0.1	1	2	2	1	0	0	0	0	4	.500	1	1	0	0	0

2019 GAME-BY-GAME

Date	Opponent	GS	IP	H	R	ER	BB	SO	2B	3B	HR	WP	BK	HBP	IBB	Score	W-L	Sv	ERA	NP
Mar 13	at Western Carolin		0.1	1	2	2	1	0	0	0	0	1	0	1	0	9-16	0-0	0	54.00	12
Totals		0	0.1	1	2	2	1	0	0	0	0	1	0	1	0	9-16	0-0	0	54.00	-

2019 NOTRE DAME BASEBALL GAME NOTES

#21 ANTHONY HOLUBECKI



Junior/RHP

Career Highs

IP: 4.0 (5/16/19 at BC)

Strikeouts: 3 (4x; 4/3/18 vs. CSU)

News & Notes

CAREER SUMMARY


Year	era	w-l	app	gs	cg	sho	sv	ip	h	r	er	bb	so	2b	3b	hr	bf	bavg	wp	hbp	bk	sfa	sha
2017	6.00	0-0	4	0	0	0/0	0	3.0	4	2	2	4	2	0	0	0	17	.308	5	0	0	0	0
2018	7.09	3-2	25	0	0	0/1	0	26.2	32	25	21	18	20	3	1	7	128	.308	8	3	0	2	1
2019	6.95	0-0	19	0	0	0/0	0	22.0	19	19	17	11	9	5	1	4	100	.229	0	2	0	1	3
TOTAL	6.97	3-2	48	0	0	0/1	0	51.2	55	46	40	33	31	8	2	11	245	.275	13	5	0	3	4

2019 GAME-BY-GAME

Date	Opponent	GS	IP	H	R	ER	BB	SO	2B	3B	HR	WP	BK	HBP	IBB	Score	W-L	Sv	ERA	NP
Feb 15	at Arizona State	1.1	1	4	4	3	0	0	0	0	0	0	0	0	0	1-10	0-0	0	27.00	28
Feb 21	vs Eastern Michiga	1.0	2	1	1	0	1	1	1	0	0	0	0	0	0	11-3	0-0	0	19.29	17
Feb 23	vs Incarnate Word	1.1	1	0	0	0	0	0	0	0	0	0	0	0	0	7-15	0-0	0	12.27	18
Mar 02	vs Ball State	0.1	0	0	0	0	0	0	0	0	0	0	0	0	0	2-6	0-0	0	11.25	2
Mar 10	at Wake Forest-1	0.1	1	0	0	0	0	0	1	0	0	0	0	0	0	4-7	0-0	0	10.38	9
Mar 13	at Western Carolin	0.1	2	2	2	2	0	1	1	0	0	0	0	0	0	9-16	0-0	0	13.50	10
Mar 16	at Clemson	1.0	0	0	0	0	0	2	0	0	0	0	0	1	0	1-5	0-0	0	11.12	-
Mar 23	FLORIDA STATE-	1.0	1	1	1	0	1	0	0	0	1	0	0	0	0	1-7	0-0	0	10.80	17
Mar 31	at Georgia Tech	0.1	0	0	0	0	2	0	0	0	0	0	0	0	0	7-8	0-0	0	10.29	13
Apr 02	CENTRAL MICHG	2.0	1	3	1	2	0	0	0	1	0	0	0	0	0	7-17	0-0	0	9.00	45
Apr 06	VIRGINIA-1	0.1	1	1	1	0	0	1	0	0	0	0	0	0	0	7-12	0-0	0	9.64	5
Apr 10	WESTERN MICH	1.0	0	0	0	0	0	2	0	0	0	0	0	0	0	2-12	0-0	0	8.71	14
Apr 13	NORTH CAROLIN	3.0	3	2	2	1	0	0	0	0	1	0	0	1	0	6-13	0-0	0	8.10	48
Apr 23	VALPARAISO	1.2	1	0	0	0	1	0	0	0	0	0	0	0	0	4-3	0-0	0	7.20	25
Apr 27	NC STATE	1.0	0	0	0	0	0	0	0	0	0	0	0	0	0	2-4	0-0	0	6.75	10
May 03	LOUISVILLE	1.0	0	0	0	0	0	0	0	0	0	0	0	0	0	0-2	0-0	0	6.35	7
May 05	LOUISVILLE	1.0	0	0	0	1	1	0	0	0	0	0	0	0	0	2-8	0-0	0	6.00	12
May 11	CANISIUS-1	0.0	1	2	2	1	0	0	0	0	1	0	0	0	0	5-4	0-0	0	7.00	10
May 16	at Boston College	4.0	4	3	3	1	0	1	1	0	1	0	0	0	0	1-10	0-0	0	6.95	50
Totals		0	22.0	19	19	17	11	9	5	1	4	0	0	2	0	79-162	0-0	0	6.95	-

2019 NOTRE DAME BASEBALL GAME NOTES

#22 ZACK MARTIN



Junior/RHP

Career Highs

IP: 5.0 (2x, 3/27/18 vs. Kent State)

Strikeouts: 6 (3/14/18 vs. SJU)

News & Notes

CAREER SUMMARY

Year	era	w-l	app	gs	cg	sho	sv	ip	h	r	er	bb	so	2b	3b	hr	bf	bavg	wp	hbp	bk	sfa	sha
2017	1.50	0-0	9	0	0	0/0	0	6.0	3	1	1	4	7	0	0	0	24	.150	2	0	0	0	0
2018	4.60	2-2	19	6	0	0/0	1	43.0	39	22	22	23	34	2	1	2	194	.255	4	11	1	3	4
2019	7.71	1-2	14	3	0	0/1	0	23.1	26	22	20	13	24	9	0	1	116	.268	1	3	0	1	2
TOTAL	5.35	3-4	42	9	0	0/1	1	72.1	68	45	43	40	65	11	1	3	334	.252	7	14	1	4	6

2019 GAME-BY-GAME

#22 Zack Martin - 14 appearances (All games)

Date	Opponent	GS	IP	H	R	ER	BB	SO	2B	3B	HR	WP	BK	HBP	IBB	Score	W-L	Sv	ERA	NP
Feb 15	at Arizona State		2.1	0	0	0	2	2	0	0	0	0	0	0	0	1-10	0-0	0	0.00	42
Feb 17	at Arizona State		0.1	0	0	0	0	0	0	0	0	0	0	0	0	5-16	0-0	0	0.00	9
Feb 22	vs Eastern Michiga		0.2	4	2	2	0	0	1	0	0	0	0	0	0	2-4	0-0	0	5.40	15
Feb 23	vs Incarnate Word		0.1	1	1	1	0	0	0	0	1	0	0	1	0	7-15	0-0	0	7.36	9
Mar 02	vs Ball State		0.2	1	0	0	0	0	1	0	0	0	0	1	0	2-6	0-0	0	6.23	18
Mar 13	at Western Carolin	*	0.2	3	5	5	1	1	2	0	0	0	0	0	0	9-16	0-0	0	14.40	23
Mar 26	CHICAGO STATE		4.0	1	0	0	0	3	0	0	0	0	0	0	0	6-3	1-0	0	8.00	62
Apr 02	CENTRAL MICHG	*	2.2	1	2	2	3	4	1	0	0	0	0	0	0	7-17	1-1	0	7.71	52
Apr 06	VIRGINIA-1		3.1	5	4	3	3	5	2	0	0	0	0	0	0	7-12	1-1	0	7.80	80
Apr 10	WESTERN MICH	*	1.1	4	6	6	2	1	1	0	0	0	0	1	0	2-12	1-2	0	10.47	51
Apr 20	at Pittsburgh-2		2.0	2	0	0	1	3	0	0	0	0	0	0	0	9-0	1-2	0	9.33	44
May 14	at Northwestern		1.0	0	0	0	0	1	0	0	0	0	0	0	0	12-4	1-2	0	8.84	16
May 16	at Boston College		2.0	2	2	1	1	2	1	0	0	1	0	0	0	1-10	1-2	0	8.44	40
May 18	at Boston College		2.0	2	0	0	0	2	0	0	0	0	0	0	0	11-5	1-2	0	7.71	29
Totals		3	23.1	26	22	20	13	24	9	0	1	1	0	3	0	81-130	1-2	0	7.71	-

2019 NOTRE DAME BASEBALL GAME NOTES

#23 JACK SHEEHAN



Junior/RHP

Career Highs

IP: 4.1 (2/22/18 vs. UIW)

Strikeouts: 4 (2/17/17 vs.

Lafayette)

News & Notes


CAREER SUMMARY

Year	era	w-l	app	gs	cg	sho	sv	ip	h	r	er	bb	so	2b	3b	hr	bf	bavg	wp	hbp	bk	sfa	sha
2017	6.75	0-0	6	0	0	0/0	0	9.1	15	8	7	4	5	5	0	0	46	.385	1	0	0	3	0
2018	6.85	0-0	16	1	0	0/0	0	23.2	34	20	18	11	10	11	0	2	117	.340	3	3	0	2	1
2019	11.57	0-0	6	0	0	0/0	0	7.0	19	15	9	1	4	2	1	2	44	.475	2	1	0	2	0
TOTAL	7.65	0-0	28	1	0	0/0	0	40.0	68	43	34	16	19	18	1	4	207	.380	6	4	0	7	1

2019 GAME-BY-GAME

Date	Opponent	GS	IP	H	R	ER	BB	SO	2B	3B	HR	WP	BK	HBP	IBB	Score	W-L	Sv	ERA	NP
Feb 16	at Arizona State		1.0	5	6	1	0	2	0	0	1	0	0	0	0	7-20	0-0	0	9.00	29
Feb 23	vs Incarnate Word		1.0	1	2	1	0	1	0	0	1	0	0	0	0	7-15	0-0	0	9.00	13
Mar 13	at Western Carolin		1.1	4	2	2	0	0	2	0	0	1	0	1	0	9-16	0-0	0	10.80	21
Mar 30	at Georgia Tech		2.0	3	0	0	0	1	0	0	0	1	0	0	0	2-11	0-0	0	6.75	29
Apr 02	CENTRAL MICHG		1.0	3	2	2	0	0	0	0	0	0	0	0	0	7-17	0-0	0	8.53	12
Apr 10	WESTERN MICH		0.2	3	3	3	1	0	0	1	0	0	0	0	0	2-12	0-0	0	11.57	21
Totals		0	7.0	19	15	9	1	4	2	1	2	2	0	1	0	34-91	0-0	0	11.57	-

#26 CAMERON BROWN

**Junior/LHP****Career Highs****IP:** 9.0 (3/23/19 vs. FSU-2)**Strikeouts:** 12 (3/23/19 vs. FSU-2)**News & Notes**

- Logged his first career complete game with a career-high 12 strikeouts in game two against Florida State (3/23)
- Set a career high with nine strikeouts in 5.1 innings of work against UIW (2/22)
- 2019 Team Captain

CAREER SUMMARY

Year	era	w-l	app	gs	cg	sho	sv	ip	h	r	er	bb	so	2b	3b	hr	bf	bavg	wp	hbp	bk	sfa	sha
2017	5.57	1-0	15	0	0	0/0	0	21.0	27	15	13	16	15	7	0	1	109	.303	2	1	0	1	2
2018	5.74	2-2	18	6	0	0/0	0	58.0	61	42	37	26	43	12	1	4	255	.275	3	4	0	1	2
2019	5.61	4-6	14	14	1	0/0	0	77.0	90	58	48	34	88	18	2	6	361	.285	3	5	0	3	3
TOTAL	5.65	7-8	47	20	1	0/0	0	156.0	178	115	98	76	146	37	3	11	725	.284	8	10	0	5	7

2019 GAME-BY-GAME

Date	Opponent	GS	IP	H	R	ER	BB	SO	2B	3B	HR	WP	BK	HBP	IBB	Score	W-L	Sv	ERA	NP
Feb 16	at Arizona State	*	3.2	7	4	4	2	5	1	0	0	0	0	0	1	7-20	0-0	0	9.82	74
Feb 22	vs Incarnate Word	*	5.1	4	1	0	3	9	1	0	0	0	0	0	0	2-1	0-0	0	4.00	100
Mar 02	vs Ball State	*	5.0	7	6	5	3	8	1	0	1	0	0	0	0	2-6	0-1	0	5.79	88
Mar 10	at Wake Forest-1	*	5.2	8	4	4	3	7	3	0	0	0	0	0	1	4-7	0-1	0	5.95	106
Mar 16	at Clemson	*	7.0	9	5	5	2	6	3	0	0	1	0	0	0	1-5	0-2	0	6.08	-
Mar 23	FLORIDA STATE-	*	9.0	7	3	2	2	12	3	0	0	0	0	0	0	12-3	1-2	0	5.05	113
Mar 30	at Georgia Tech	*	4.0	8	8	8	4	2	0	0	1	0	0	1	0	2-11	1-3	0	6.35	75
Apr 06	VIRGINIA-1	*	5.0	6	5	4	2	6	0	1	1	0	0	0	0	7-12	1-4	0	6.45	86
Apr 12	NORTH CAROLIN	*	3.1	11	10	6	5	2	2	1	3	0	0	0	0	1-10	1-5	0	7.12	103
Apr 21	at Pittsburgh	*	7.1	4	1	1	2	9	1	0	0	0	0	1	0	4-1	2-5	0	6.34	105
Apr 28	NC STATE	*	6.0	4	1	1	2	6	0	0	0	0	0	0	0	4-1	3-5	0	5.87	94
May 05	LOUISVILLE	*	2.1	5	3	3	1	2	1	0	0	1	0	1	0	2-8	3-6	0	6.08	55
May 12	CANISIUS	*	7.1	5	2	2	0	7	0	0	0	1	0	1	0	3-2	3-6	0	5.70	100
May 18	at Boston College	*	6.0	5	5	3	3	7	2	0	0	0	0	0	0	11-5	4-6	0	5.61	101
Totals		14	77.0	90	58	48	34	88	18	2	6	3	0	5	1	62-92	4-6	0	5.61	-

2019 NOTRE DAME BASEBALL GAME NOTES

#27 BRIAN MORRELL



Sophomore/RHP

Career Highs

Hits: --

Runs: --

RBI: --

IP: 1.1 (4/8/18 vs. CU-1)

Strikeouts: 2 (4/8/18 vs. CU-1)

News & Notes

CAREER SUMMARY

Year	era	w-l	app	gs	cg	sho	sv	ip	h	r	er	bb	so	2b	3b	hr	bf	bavg	wp	hbp	bk	sfa	sha
2018	8.31	0-0	6	0	0	0/0	0	4.1	6	4	4	9	5	2	0	0	28	.333	3	1	0	0	0
2019	4.50	0-0	2	0	0	0/0	0	2.0	2	1	1	1	1	0	0	0	9	.286	0	1	0	0	0
TOTAL	7.11	0-0	8	0	0	0/0	0	6.1	8	5	5	10	6	2	0	0	37	.320	3	2	0	0	0

2019 GAME-BY-GAME

Date	Opponent	GS	IP	H	R	ER	BB	SO	2B	3B	HR	WP	BK	HBP	IBB	Score	W-L	Sv	ERA	NP
Feb 15	at Arizona State		1.0	1	0	0	0	0	0	0	0	0	0	0	0	1-10	0-0	0	0.00	15
Feb 23	vs Incarnate Word		1.0	1	1	1	1	1	0	0	0	0	0	1	0	7-15	0-0	0	4.50	16
Totals		0	2.0	2	1	1	1	1	0	0	0	0	0	1	0	8-25	0-0	0	4.50	-

2019 NOTRE DAME BASEBALL GAME NOTES

#30 MITCH MEGIAS



Freshman/RHP

Career Highs

IP: 2.0 (3/10/19 at WF-2)

Strikeouts: 1 (3x, 5/14/19 at NU)

News & Notes

- Recorded his first career save in the series-clinching win over No. 12 Clemson (3/17)
- Earned his first career win with 2.0 innings of relief in the comeback win over Wake Forest (3/10)

CAREER SUMMARY

Year	era	w-l	app	gs	cg	sho	sv	ip	h	r	er	bb	so	2b	3b	hr	bf	bavg	wp	hbp	bk	sfa	sha
2019	5.87	1-0	7	1	0	0/0	1	7.2	10	5	5	2	3	0	0	0	37	.286	2	0	0	0	0
TOTAL	5.87	1-0	7	1	0	0/0	1	7.2	10	5	5	2	3	0	0	0	37	.286	2	0	0	0	0

2019 GAME-BY-GAME

Date	Opponent	GS	IP	H	R	ER	BB	SO	2B	3B	HR	WP	BK	HBP	IBB	Score	W-L	Sv	ERA	NP
Feb 23	vs Incarnate Word		1.0	2	0	0	0	0	0	0	0	0	0	0	0	7-15	0-0	0	0.00	19
Mar 03	vs Ball State		1.0	1	0	0	0	0	0	0	0	0	0	0	0	0-2	0-0	0	0.00	7
Mar 10	at Wake Forest-2		2.0	0	0	0	0	1	0	0	0	0	0	0	0	8-7	1-0	0	0.00	20
Mar 17	at Clemson		1.0	2	0	0	0	1	0	0	0	0	0	0	0	4-2	1-0	1	0.00	-
Mar 26	CHICAGO STATE	*	1.0	3	3	3	0	0	0	0	0	1	0	0	0	6-3	1-0	1	4.50	15
May 05	LOUISVILLE		0.2	1	2	2	1	0	0	0	0	0	0	0	0	2-8	1-0	1	6.75	10
May 14	at Northwestern		1.0	1	0	0	1	1	0	0	0	1	0	0	0	12-4	1-0	1	5.87	18
Totals		1	7.2	10	5	5	2	3	0	0	0	2	0	0	0	39-41	1-0	1	5.87	-

2019 NOTRE DAME BASEBALL GAME NOTES

#31 DANIEL JUNG



Junior/INF

Career Highs

Hits: 4 (3/2/19 vs. CSU)

Runs: 3 (3/29/19 at GT)

RBI: 6 (2/21/19 vs. EMU)

News & Notes

- Set a career high with four hits against CSU (3/2)
- Set a career high with six RBI against EMU (2/21)

CAREER SUMMARY

Year	avg	gp-gs	ab	r	h	2b	3b	hr	rbi	tb	slg%	bb	hbp	so	gdp	ob%	sf	sh	sb-att	po	a	e	fld%
2017	.223	56-48	166	13	37	7	0	4	19	56	.337	25	2	44	4	.325	4	6	1-3	390	25	9	.979
2018	.274	53-44	168	18	46	13	0	3	16	68	.405	17	3	34	5	.349	1	3	1-2	316	24	5	.986
2019	.261	51-51	207	31	54	9	1	5	38	80	.386	15	5	45	3	.318	6	1	1-2	428	32	4	.991
TOTAL	.253	160-143	541	62	137	29	1	12	73	204	.377	57	10	123	12	.330	11	10	3-7	1134	81	18	.985

2019 GAME-BY-GAME

Date	Opponent	Pos	AB	R	H	RBI	2B	3B	HR	BB	SB	CS	HBP	SAC	SF	GDP	K	PO	A	E	Avg
Feb 15	at Arizona State	*1b	4	0	1	0	0	0	0	0	0	0	0	0	0	0	2	9	0	0	.250
Feb 16	at Arizona State	*1b	5	0	1	1	0	0	0	0	0	0	0	0	0	0	0	7	1	0	.222
Feb 17	at Arizona State	*1b	5	2	3	0	1	0	0	0	0	0	0	0	0	0	1	5	2	0	.357
Feb 21	vs Eastern Michiga	*1b	5	2	3	6	1	1	0	0	0	0	0	0	0	0	0	8	0	0	.421
Feb 22	vs Eastern Michiga	*1b	4	0	1	0	0	0	0	1	0	0	0	0	0	0	0	11	0	0	.391
Feb 22	vs Incarnate Word	*1b	3	0	1	1	0	0	0	0	0	0	1	0	0	0	1	4	1	0	.385
Feb 23	vs Incarnate Word	*1b	4	2	1	0	0	0	0	0	0	0	1	0	0	0	1	8	1	0	.367
03/01/2	vs Charleston Sout	*1b	5	1	1	1	0	0	0	0	0	0	0	0	0	0	1	11	0	0	.343
Mar 02	vs Ball State	*1b	4	0	0	0	0	0	0	0	0	0	0	0	0	0	2	5	0	1	.308
Mar 02	at Charleston Sout	*1b	5	2	4	1	0	0	0	0	0	0	0	0	0	0	0	5	0	0	.364
Mar 03	vs Ball State	*1b	4	0	0	0	0	0	0	0	0	0	0	0	0	0	1	9	0	0	.333
Mar 09	at Wake Forest	*1b	5	2	3	1	0	0	1	0	0	0	0	0	0	0	1	10	0	1	.358
Mar 10	at Wake Forest-1	*1b	3	0	0	1	0	0	0	0	0	0	0	0	1	0	0	8	0	0	.339
Mar 10	at Wake Forest-2	*1b	4	0	0	0	0	0	0	2	0	0	0	0	0	1	0	10	0	0	.317
Mar 13	at Western Carolin	*1b	6	0	0	0	0	0	0	0	0	0	0	0	0	0	2	8	0	1	.288
Mar 15	at Clemson	*1b	4	1	0	0	0	0	0	1	0	0	0	0	0	0	1	9	1	0	.271
Mar 16	at Clemson	*1b	4	0	1	0	0	0	0	0	0	0	0	0	0	0	1	7	0	0	.270
Mar 17	at Clemson	*1b	3	0	0	0	0	0	0	0	0	0	2	0	0	0	0	7	0	0	.260
Mar 23	FLORIDA STATE-	*1b	3	0	1	0	0	0	0	1	0	0	0	0	0	0	1	12	0	0	.262
Mar 23	FLORIDA STATE-	*1b	4	2	1	2	0	0	0	2	0	0	0	0	0	0	0	9	0	0	.262
Mar 24	FLORIDA STATE	*1b	4	0	0	0	0	0	0	1	0	0	0	0	0	0	0	9	0	0	.250
Mar 29	at Georgia Tech	*1b	3	3	1	0	0	0	0	2	0	0	0	0	0	0	2	5	1	1	.253
Mar 30	at Georgia Tech	*1b	4	0	2	0	0	0	0	0	0	0	0	0	0	0	1	8	2	0	.263
Mar 31	at Georgia Tech	*1b	5	0	2	2	0	0	0	0	0	0	0	0	0	0	0	2	4	0	.270
Apr 02	CENTRAL MICHG	*1b	4	0	1	2	1	0	0	0	0	0	0	0	0	0	1	9	0	0	.269
Apr 05	VIRGINIA	*1b	4	0	0	0	0	0	0	1	0	0	0	0	0	0	2	12	1	0	.259
Apr 06	VIRGINIA-1	*1b	4	1	1	1	0	0	0	0	0	0	0	0	1	1	1	9	1	0	.259
Apr 06	VIRGINIA-2	*1b	4	1	2	0	0	0	0	0	0	0	0	1	0	0	1	9	1	0	.267
Apr 09	MICHIGAN STATE	*1b	4	0	0	0	0	0	0	0	0	0	0	0	0	0	2	9	0	0	.258
Apr 10	WESTERN MICH	*1b	5	0	0	0	0	0	0	0	0	0	0	0	0	0	2	11	0	0	.248
Apr 12	NORTH CAROLIN	*1b	3	0	2	0	0	0	0	1	0	0	0	0	0	0	0	8	1	0	.258
Apr 13	NORTH CAROLIN	*1b	4	1	2	1	0	0	1	1	0	0	0	0	0	0	0	6	0	0	.265
Apr 13	NORTH CAROLIN	*1b	3	2	1	0	0	0	0	1	0	0	0	0	0	0	0	8	1	0	.267
Apr 16	NORTHWESTERN	*1b	4	0	0	1	0	0	0	0	0	0	0	0	0	0	1	13	1	0	.259
Apr 20	at Pittsburgh-1	*1b	3	0	0	1	0	0	0	0	0	0	0	0	1	0	2	11	1	0	.254
Apr 20	at Pittsburgh-2	*1b	5	1	2	4	0	0	1	0	0	0	0	0	0	0	2	5	1	0	.259
Apr 21	at Pittsburgh	*1b	3	1	1	1	1	0	0	0	0	0	0	0	1	0	2	7	0	0	.260
Apr 23	VALPARAISO	*1b	4	0	0	0	0	0	0	0	0	0	0	0	0	0	0	12	0	0	.253
Apr 26	NC STATE	*1b	4	1	2	0	2	0	0	0	0	0	0	0	0	0	0	10	0	0	.259
Apr 27	NC STATE	*1b	4	1	2	0	1	0	0	0	0	0	0	0	0	1	0	9	0	0	.265
Apr 28	NC STATE	*1b	3	1	0	0	0	0	0	1	0	0	0	0	0	0	1	9	0	0	.261
May 03	LOUISVILLE	*1b	4	0	1	0	0	0	0	0	0	0	0	0	0	0	1	13	0	0	.260
May 04	LOUISVILLE	*1b	4	0	2	1	0	0	0	0	0	0	0	0	0	0	0	7	0	0	.266
May 05	LOUISVILLE	*1b	5	1	1	2	0	0	1	0	0	0	0	0	0	0	2	6	2	0	.264
May 11	CANISIUS-1	*1b	3	0	0	1	0	0	0	0	0	0	0	0	1	0	0	11	2	0	.260
May 11	CANISIUS-2	*1b	4	0	0	0	0	0	0	0	0	0	0	0	0	0	2	8	0	0	.254
May 12	CANISIUS	*1b	5	1	3	1	0	0	0	0	0	0	0	0	0	0	0	12	2	0	.263
May 14	at Northwestern	*1b	5	0	1	2	0	0	0	0	1	0	0	0	1	0	1	7	1	0	.262
May 16	at Boston College	*1b	2	0	0	0	0	0	0	0	0	1	1	0	0	0	1	4	3	0	.259
May 17	at Boston College	*1b	4	0	0	0	0	0	0	0	0	0	0	0	0	0	1	9	1	0	.254
May 18	at Boston College	*1b	6	2	3	4	2	0	1	0	0	0	0	0	0	0	2	8	0	0	.261
Totals		51gs	207	31	54	38	9	1	5	15	1	1	5	1	6	3	45	428	32	4	.261

On base pct. .318 • Slugging pct. .386

#32 CAMERON JUNKER

**Junior/RHP****Career Highs****IP:** 7.1 (2x, 4/6/19 vs. UVA)**Strikeouts:** 10 (5/11/19 vs. CC-2)**News & Notes**

- Set a career high with 10 strikeouts in the win against Canisius (5/11)
- Tied a career high with 7.1 innings pitched against Virginia (4/6)
- Set a career high in innings pitched (7.1) and strikeouts (8) against No. 12 Clemson (3/17)
- *D1Baseball* 2019 MLB Draft ACC Top Prospect (No. 33)

CAREER SUMMARY

Year	era	w-l	app	gs	cq	sho	sv	ip	h	r	er	bb	so	2b	3b	hr	bf	bavg	wp	hbp	bk	sfa	sha
2017	0.00	0-0	1	0	0	0/0	0	0.2	0	0	0	1	2	0	0	0	3	.000	1	0	0	0	0
2018	8.74	1-4	14	9	0	0/0	0	35.0	40	35	34	25	41	9	1	5	177	.290	7	8	1	3	3
2019	3.62	3-4	14	14	0	0/3	0	74.2	63	34	30	34	67	13	1	2	319	.230	12	5	0	2	4
TOTAL	5.22	4-8	29	23	0	0/3	0	110.1	103	69	64	60	110	22	2	7	499	.249	20	13	1	5	7

2019 GAME-BY-GAME

Date	Opponent	GS	IP	H	R	ER	BB	SO	2B	3B	HR	WP	BK	HBP	IBB	Score	W-L	Sv	ERA	NP
Feb 17	at Arizona State	*	2.2	7	7	5	1	2	0	0	1	1	0	1	0	5-16	0-1	0	16.88	53
Feb 22	vs Eastern Michiga	*	5.0	5	2	2	2	5	1	0	0	3	0	0	0	2-4	0-2	0	8.22	89
Mar 02	at Charleston Sout	*	6.0	4	0	0	2	6	0	0	0	1	0	0	0	7-0	1-2	0	4.61	85
Mar 10	at Wake Forest-2	*	5.0	6	4	3	2	5	1	0	0	0	0	1	0	8-7	1-2	0	4.82	90
Mar 17	at Clemson	*	7.1	4	1	1	2	8	0	0	0	0	0	0	0	4-2	1-2	0	3.81	-
Mar 24	FLORIDA STATE	*	6.0	3	1	1	3	8	1	1	0	1	0	1	0	1-3	1-2	0	3.38	98
Mar 31	at Georgia Tech	*	0.2	3	5	5	2	0	1	0	0	1	0	1	0	7-8	1-2	0	4.68	41
Apr 06	VIRGINIA-2	*	7.1	4	3	3	1	6	2	0	0	0	0	0	0	5-6	1-2	0	4.50	92
Apr 13	NORTH CAROLIN	*	7.0	6	2	2	1	6	2	0	1	0	0	0	0	4-3	1-2	0	4.21	104
Apr 20	at Pittsburgh-2	*	7.0	5	0	0	2	4	1	0	0	1	0	0	0	9-0	2-2	0	3.67	87
Apr 27	NC STATE	*	5.2	6	4	4	4	3	2	0	0	0	0	1	0	2-4	2-3	0	3.92	104
May 04	LOUISVILLE	*	7.0	4	0	0	5	1	0	0	0	2	0	0	0	1-3	2-3	0	3.51	96
May 11	CANISIUS-2	*	6.0	3	0	0	3	10	2	0	0	2	0	0	0	3-0	3-3	0	3.22	102
May 16	at Boston College	*	2.0	3	5	4	4	3	0	0	0	0	0	0	0	1-10	3-4	0	3.62	57
Totals		14	74.2	63	34	30	34	67	13	1	2	12	0	5	0	59-66	3-4	0	3.62	-

2019 NOTRE DAME BASEBALL GAME NOTES

#33 COLE KMET



Sophomore/LHP, INF

Career Highs

Hits: 1 (4/14/18 at NCST-1)

Runs: --

RBI: --

IP: 7.1 (3/3/19 vs. BSU)

Strikeouts: 11 (3/3/19 vs. BSU)

News & Notes

- Named one of *Collegiate Baseball's* National Player of the Week (March 4)
- Set a career high with 7.1 innings pitched and 11 strikeouts against Ball State (3/3)
- Made eight saves in 2018, good for ninth most all-time in a single season in school history
- Played tight end in 11 of Notre Dame's football games during the 2018 season.

CAREER SUMMARY

Year	avg	gp-gs	ab	r	h	2b	3b	hr	rbi	tb	slg%	bb	hbp	so	gdp	ob%	sf	sh	sb-att	po	a	e	fld%
2018	.333	30-1	3	0	1	0	0	0	0	1	.333	1	0	1	0	.500	0	0	0-0	1	7	1	.889
2019	.000	0-0	0	0	0	0	0	0	0	0	.000	0	0	0	0	.000	0	0	0-0	0	5	0	1.000
TOTAL	.333	30-1	3	0	1	0	0	0	0	1	.333	1	0	1	0	.500	0	0	0-0	1	12	1	.929

Year	era	w-l	app	gs	cg	sho	sv	ip	h	r	er	bb	so	2b	3b	hr	bf	bavg	wp	hbp	bk	sfa	sha
2018	5.05	2-5	26	1	0	0/0	8	46.1	50	29	26	25	39	7	0	5	217	.279	4	3	0	7	3
2019	2.89	0-2	8	1	0	0/0	2	18.2	15	7	6	3	27	4	1	0	72	.224	1	0	0	1	1
TOTAL	4.43	2-7	34	2	0	0/0	10	65.0	65	36	32	28	66	11	1	5	289	.264	5	3	0	8	4

2019 GAME-BY-GAME

Date	Opponent	GS	IP	H	R	ER	BB	SO	2B	3B	HR	WP	BK	HBP	IBB	Score	W-L	Sv	ERA	NP
Feb 16	at Arizona State		0.2	3	4	3	2	0	0	0	0	0	0	0	0	7-20	0-1	0	40.50	22
Feb 17	at Arizona State		1.0	0	0	0	0	1	0	0	0	0	0	0	0	5-16	0-1	0	16.20	10
Feb 21	vs Eastern Michiga		1.0	0	0	0	0	3	0	0	0	0	0	0	0	11-3	0-1	0	10.12	14
Feb 22	vs Eastern Michiga		3.1	0	0	0	0	5	0	0	0	0	0	0	0	2-4	0-1	0	4.50	40
03/01/2	vs Charleston Sout		1.0	0	0	0	0	2	0	0	0	0	0	0	0	7-4	0-1	1	3.86	12
Mar 03	vs Ball State	*	7.1	7	2	2	0	11	2	1	0	0	0	0	0	0-2	0-2	1	3.14	104
Mar 09	at Wake Forest		2.0	2	0	0	0	1	1	0	0	0	0	0	0	7-4	0-2	2	2.76	38
Mar 10	at Wake Forest-2		2.1	3	1	1	1	4	1	0	0	1	0	0	0	8-7	0-2	2	2.89	38
Totals		1	18.2	15	7	6	3	27	4	1	0	1	0	0	0	47-60	0-2	2	2.89	-

2019 NOTRE DAME BASEBALL GAME NOTES

#35 EVAN TENUTA



Freshman/RHP

Career Highs

IP: 3.2 (4/12/19 vs. UNC)

Strikeouts: 6 (4/12/19 vs. UNC)

News & Notes

- Earned his first career win in relief against Valparaiso (4/23)
- Made his first career appearance against Western Michigan (4/10)

CAREER SUMMARY

Year	avg	gp-gs	ab	r	h	2b	3b	hr	rbi	tb	slg%	bb	hbp	so	gdp	ob%	sf	sh	sb-att	po	a	e	fld%
2019	.000	0-0	0	0	0	0	0	0	0	0	.000	0	0	0	0	.000	0	0	0-0	0	4	0	1.000
TOTAL	.000	0-0	0	0	0	0	0	0	0	0	.000	0	0	0	0	.000	0	0	0-0	0	4	0	1.000

2019 GAME-BY-GAME

Date	Opponent	GS	IP	H	R	ER	BB	SO	2B	3B	HR	WP	BK	HBP	IBB	Score	W-L	Sv	ERA	NP
Apr 10	WESTERN MICH		1.0	1	1	0	0	0	1	0	0	0	0	0	0	2-12	0-0	0	0.00	12
Apr 12	NORTH CAROLIN		3.2	2	0	0	1	6	0	0	0	1	0	0	0	1-10	0-0	0	0.00	49
Apr 23	VALPARAISO		0.1	0	0	0	0	1	0	0	0	1	0	0	0	4-3	1-0	0	0.00	9
Apr 27	NC STATE		1.2	1	0	0	1	1	0	0	0	0	0	0	0	2-4	1-0	0	0.00	22
May 03	LOUISVILLE		0.2	0	0	0	0	0	0	0	0	0	0	0	0	0-2	1-0	0	0.00	5
May 05	LOUISVILLE		1.0	0	0	0	1	0	0	0	0	0	0	0	0	2-8	1-0	0	0.00	14
May 11	CANISIUS-1		1.0	1	0	0	0	1	0	0	0	0	0	0	0	5-4	1-0	0	0.00	12
May 14	at Northwestern		0.2	0	0	0	2	1	0	0	0	0	0	0	0	12-4	1-0	0	0.00	19
May 18	at Boston College		1.0	1	0	0	1	1	0	0	0	1	0	0	0	11-5	1-0	0	0.00	24
Totals		0	11.0	6	1	0	6	11	1	0	0	3	0	0	0	39-52	1-0	0	0.00	-

2019 NOTRE DAME BASEBALL GAME NOTES

#36 ZACHARY DREZNIN



Sophomore/RHP

Career Highs

IP: 2.0 (3/23/19 vs. FSU-1)

Strikeouts: --

News & Notes

CAREER SUMMARY

Year	era	w-l	app	gs	cg	sho	sv	ip	h	r	er	bb	so	2b	3b	hr	bf	bavg	wp	hbp	bk	sfa	sha
2019	4.50	0-0	1	0	0	0/0	0	2.0	2	1	1	1	0	1	0	0	9	.286	0	1	0	0	0
TOTAL	4.50	0-0	1	0	0	0/0	0	2.0	2	1	1	1	0	1	0	0	9	.286	0	1	0	0	0

2019 GAME-BY-GAME

Date	Opponent	GS	IP	H	R	ER	BB	SO	2B	3B	HR	WP	BK	HBP	IBB	Score	W-L	Sv	ERA	NP
Mar 23	FLORIDA STATE-		2.0	2	1	1	1	0	1	0	0	0	0	1	0	1-7	0-0	0	4.50	32
Totals		0	2.0	2	1	1	1	0	1	0	0	0	0	1	0	1-7	0-0	0	4.50	-

2019 NOTRE DAME BASEBALL GAME NOTES

#40 TOMMY SHEEHAN



Sophomore/LHP

Career Highs

IP: 9.0 (2x, 4/6/19 vs. UVA)

Strikeouts: 8 (2/21/19 vs. EMU)

News & Notes

- Tallied his second career complete game in the 5-2 win over Virginia (4/5)
- Recorded his first career complete game against No. 12 Clemson (3/15)
- Set a career high with eight innings pitched against Charleston Southern (3/1)
- Set a career high with eight strikeouts against EMU (2/21)
- *D1Baseball* 2020 MLB ACC Draft Top Prospect (No. 43)
- Tied for the team lead in starts with 14 in 2018.

CAREER SUMMARY

Year	era	w-l	app	gs	cg	sho	sv	ip	h	r	er	bb	so	2b	3b	hr	bf	bavg	wp	hbp	bk	sfa	sha
2018	5.74	2-4	14	14	0	0/0	0	62.2	62	43	40	41	27	11	0	7	288	.271	9	12	1	2	4
2019	4.33	5-5	14	14	2	0/0	0	89.1	97	57	43	20	56	18	4	13	387	.272	7	7	0	0	4
TOTAL	4.91	7-9	28	28	2	0/0	0	152.0	159	100	83	61	83	29	4	20	675	.272	16	19	1	2	8

2019 GAME-BY-GAME

Date	Opponent	GS	IP	H	R	ER	BB	SO	2B	3B	HR	WP	BK	HBP	IBB	Score	W-L	Sv	ERA	NP
Feb 15	at Arizona State	*	2.2	4	5	1	3	3	3	0	0	1	0	0	0	1-10	0-1	0	3.38	74
Feb 21	vs Eastern Michiga	*	7.0	6	2	2	1	8	1	1	0	0	0	0	0	11-3	1-1	0	2.79	107
03/01/2	vs Charleston Sout	*	8.0	5	4	4	1	6	1	0	0	0	0	1	0	7-4	2-1	0	3.57	103
Mar 09	at Wake Forest	*	5.2	8	4	3	2	4	0	0	3	0	0	0	0	7-4	2-1	0	3.86	101
Mar 15	at Clemson	*	9.0	7	2	2	3	4	0	0	0	3	0	0	0	9-2	3-1	0	3.34	-
Mar 23	FLORIDA STATE-	*	6.0	7	5	5	2	4	3	0	1	0	0	2	0	1-7	3-2	0	3.99	105
Mar 29	at Georgia Tech	*	5.0	9	6	5	0	6	1	1	2	1	0	0	0	9-6	4-2	0	4.57	99
Apr 05	VIRGINIA	*	9.0	9	2	1	1	2	2	1	0	0	0	0	0	5-2	5-2	0	3.96	100
Apr 13	NORTH CAROLIN	*	6.0	13	11	8	2	3	3	0	5	1	0	0	0	6-13	5-3	0	4.78	112
Apr 20	at Pittsburgh-1	*	7.0	5	3	2	0	3	1	0	0	0	0	2	0	2-4	5-4	0	4.55	90
Apr 26	NC STATE	*	6.0	7	4	3	1	3	0	0	2	0	0	1	0	5-4	5-4	0	4.54	100
May 03	LOUISVILLE	*	5.1	4	2	2	3	4	0	0	0	0	0	1	0	0-2	5-5	0	4.46	107
May 11	CANISIUS-1	*	7.2	4	2	0	1	2	1	0	0	1	0	0	0	5-4	5-5	0	4.06	100
May 17	at Boston College	*	5.0	9	5	5	0	4	2	1	0	0	0	0	0	8-9	5-5	0	4.33	97
Totals		14	89.1	97	57	43	20	56	18	4	13	7	0	7	0	76-74	5-5	0	4.33	-

2019 NOTRE DAME BASEBALL GAME NOTES

#41 ANDREW BELCIK



Junior/RHP

Career Highs

IP: 4.2 (2/22/18 vs. SLU)

Strikeouts: 5 (3/2/19 vs. BSU)

News & Notes

- Led the Irish with 33 appearances in 2018. Ranks second all-time for appearances in a single season in school history

CAREER SUMMARY

Year	era	w-l	app	gs	cg	sho	sv	ip	h	r	er	bb	so	2b	3b	hr	bf	bavg	wp	hbp	bk	sfa	sha
2017	20.25	0-0	3	0	0	0/0	0	1.1	2	3	3	3	3	0	0	0	10	.333	0	1	0	0	0
2018	4.93	2-3	33	0	0	0/0	3	45.2	37	28	25	26	44	10	0	2	203	.226	9	5	0	3	5
2019	3.27	2-3	25	2	0	0/0	1	33.0	28	16	12	21	36	6	0	1	158	.224	4	10	2	1	1
TOTAL	4.50	4-6	61	2	0	0/0	4	80.0	67	47	40	50	83	16	0	3	371	.227	13	16	2	4	6

2019 GAME-BY-GAME

Date	Opponent	GS	IP	H	R	ER	BB	SO	2B	3B	HR	WP	BK	HBP	IBB	Score	W-L	Sv	ERA	NP
Feb 16	at Arizona State		0.1	2	2	2	1	1	1	0	0	0	0	0	0	7-20	0-0	0	54.00	22
Feb 22	vs Incarnate Word		1.1	1	0	0	0	3	0	0	0	0	0	1	0	2-1	0-0	0	10.80	19
Feb 23	vs Incarnate Word		1.2	1	0	0	2	1	0	0	0	0	2	0	0	7-15	0-0	0	5.40	35
Mar 02	vs Ball State		2.0	0	0	0	0	5	0	0	0	0	0	1	0	2-6	0-0	0	3.38	30
Mar 03	vs Ball State		0.1	0	0	0	1	0	0	0	0	0	0	1	0	0-2	0-0	0	3.18	15
Mar 09	at Wake Forest		0.2	0	0	0	1	1	0	0	0	1	0	0	0	7-4	0-0	0	2.84	12
Mar 10	at Wake Forest-1		0.2	2	1	1	0	1	1	0	0	0	0	0	0	4-7	0-1	0	3.86	23
Mar 13	at Western Carolin		0.1	2	3	3	1	1	1	0	0	0	0	0	0	9-16	0-2	0	7.36	20
Mar 17	at Clemson		0.2	0	0	0	0	2	0	0	0	0	0	0	0	4-2	0-2	0	6.75	-
Mar 24	FLORIDA STATE		1.1	0	0	0	0	2	0	0	0	0	0	0	0	1-3	0-2	0	5.79	13
Mar 26	CHICAGO STATE		3.0	3	0	0	0	3	1	0	0	0	0	1	0	6-3	0-2	0	4.38	47
Mar 29	at Georgia Tech		0.2	0	0	0	2	1	0	0	0	0	0	1	0	9-6	0-2	0	4.15	26
Mar 31	at Georgia Tech		3.1	0	0	0	1	2	0	0	0	0	0	1	0	7-8	0-2	0	3.31	43
Apr 02	CENTRAL MICHG		0.1	3	2	2	1	1	0	0	0	0	0	0	0	7-17	0-2	0	4.32	22
Apr 06	VIRGINIA-2		0.1	0	0	0	1	1	0	0	0	0	0	0	0	5-6	0-2	0	4.24	11
Apr 09	MICHIGAN STATE		3.2	7	3	2	0	2	1	0	1	2	0	1	0	2-3	0-3	0	4.35	73
Apr 16	NORTHWESTERN		3.0	0	0	0	1	5	0	0	0	0	0	0	0	6-2	0-3	1	3.80	42
Apr 20	at Pittsburgh-1		0.0	1	1	0	1	0	0	0	0	0	0	0	0	2-4	0-3	1	3.80	7
Apr 23	VALPARAISO	*	3.1	2	2	2	3	0	0	0	0	1	0	0	0	4-3	0-3	1	4.00	63
Apr 26	NC STATE		1.0	0	0	0	1	1	0	0	0	0	0	0	0	5-4	1-3	1	3.86	17
Apr 27	NC STATE		0.2	1	0	0	1	2	1	0	0	0	0	0	0	2-4	1-3	1	3.77	17
May 04	LOUISVILLE		1.0	1	0	0	0	0	0	0	0	0	0	0	0	1-3	1-3	1	3.64	13
May 05	LOUISVILLE		0.0	1	2	0	1	0	0	0	0	0	0	0	0	2-8	1-3	1	3.64	17
May 14	at Northwestern	*	3.0	1	0	0	2	1	0	0	0	0	0	1	0	12-4	2-3	1	3.31	43
May 17	at Boston College		0.1	0	0	0	0	0	0	0	0	0	0	2	0	8-9	2-3	1	3.27	6
Totals		2	33.0	28	16	12	21	36	6	0	1	4	2	10	0	121-16	2-3	1	3.27	-

2019 NOTRE DAME BASEBALL GAME NOTES

#42 BROOKS COETZEE



Freshman/OF

Career Highs

Hits: 2 (3/16/19 at CU)

Runs: 2 (3/10/19 at WF-2)

RBI: 1 (3x, 3/17/19 at CU)

News & Notes

CAREER SUMMARY

Year	avg	gp-gs	ab	r	h	2b	3b	hr	rbi	tb	slg%	bb	hbp	so	gdp	ob%	sf	sh	sb-att	po	a	e	fld%
2019	.222	18-13	45	5	10	2	0	0	4	12	.267	3	3	12	0	.314	0	1	0-0	20	0	2	.909
TOTAL	.222	18-13	45	5	10	2	0	0	4	12	.267	3	3	12	0	.314	0	1	0-0	20	0	2	.909


2019 GAME-BY-GAME

Date	Opponent	Pos	AB	R	H	RBI	2B	3B	HR	BB	SB	CS	HBP	SAC	SF	GDP	K	PO	A	E	Avg
Feb 23	vs Incarnate Word	ph	1	0	0	0	0	0	0	0	0	0	0	0	0	0	1	0	0	0	.000
Mar 02	at Charleston Sout	*of	3	0	0	0	0	0	0	0	0	0	0	0	0	0	0	2	0	0	.000
Mar 03	vs Ball State	*of	3	0	0	0	0	0	0	0	0	0	0	0	0	0	2	0	0	0	.000
Mar 10	at Wake Forest-2	*of	4	2	1	1	1	0	0	0	0	0	1	0	0	0	1	2	0	1	.091
Mar 13	at Western Carolin	*of	2	1	1	1	0	0	0	2	0	0	1	0	0	0	0	5	0	0	.154
Mar 15	at Clemson	*of	4	0	1	0	0	0	0	0	0	0	0	0	0	0	0	0	0	0	.176
Mar 16	at Clemson	*of	4	1	2	0	0	0	0	0	0	0	0	0	0	0	1	4	0	0	.238
Mar 17	at Clemson	*of	4	0	1	1	1	0	0	1	0	0	0	0	0	0	1	1	0	0	.240
Mar 23	FLORIDA STATE-	*of	4	0	1	0	0	0	0	0	0	0	0	0	0	0	2	0	0	0	.241
Mar 23	FLORIDA STATE-	*of	4	1	1	1	0	0	0	0	0	0	1	0	0	0	1	1	0	0	.242
Mar 24	FLORIDA STATE	*of	2	0	0	0	0	0	0	0	0	0	0	0	0	0	1	1	0	0	.229
Mar 26	CHICAGO STATE	*of	1	0	0	0	0	0	0	0	0	0	0	0	0	0	0	2	0	0	.222
Apr 02	CENTRAL MICHG	ph	1	0	0	0	0	0	0	0	0	0	0	0	0	0	0	0	0	0	.216
May 03	LOUISVILLE	ph/d	1	0	0	0	0	0	0	0	0	0	0	0	0	0	0	0	0	0	.211
May 04	LOUISVILLE	ph	1	0	1	0	0	0	0	0	0	0	0	0	0	0	0	0	0	0	.231
May 05	LOUISVILLE	*of	3	0	1	0	0	0	0	0	0	0	0	1	0	0	0	2	0	0	.238
May 11	CANISIUS-1	*of	2	0	0	0	0	0	0	0	0	0	0	0	0	0	2	0	0	1	.227
May 11	CANISIUS-2	ph	1	0	0	0	0	0	0	0	0	0	0	0	0	0	0	0	0	0	.222
Totals			13gs	45	5	10	4	2	0	3	0	0	3	1	0	0	12	20	0	2	.222

On base pct. .314 • Slugging pct. .267

2019 NOTRE DAME BASEBALL GAME NOTES

#44 RYAN CARR



Freshman/OF

Career Highs

Hits: 1 (2/16/19 at ASU)

Runs: --

RBI: --

News & Notes

CAREER SUMMARY

Year	avg	gp-gs	ab	r	h	2b	3b	hr	rbi	tb	slg%	bb	hbp	so	gdp	ob%	sf	sh	sb-att	po	a	e	fld%
2019	.200	13-1	5	2	1	0	0	0	0	1	.200	2	0	2	0	.429	0	0	1-1	0	0	0	.000
TOTAL	.200	13-1	5	2	1	0	0	0	0	1	.200	2	0	2	0	.429	0	0	1-1	0	0	0	.000

2019 GAME-BY-GAME

Date	Opponent	Pos	AB	R	H	RBI	2B	3B	HR	BB	SB	CS	HBP	SAC	SF	GDP	K	PO	A	E	Avg
Feb 16	at Arizona State	ph	1	0	1	0	0	0	0	0	0	0	0	0	0	0	0	0	0	0	1.000
Feb 22	vs Incarnate Word	dh	0	0	0	0	0	0	0	0	1	0	0	0	0	0	0	0	0	0	1.000
Mar 03	vs Ball State	pr	0	0	0	0	0	0	0	0	0	0	0	0	0	0	0	0	0	0	1.000
Apr 02	CENTRAL MICHG	ph	0	1	0	0	0	0	0	1	0	0	0	0	0	0	0	0	0	0	1.000
Apr 05	VIRGINIA	*of	3	0	0	0	0	0	0	0	0	0	0	0	0	0	2	0	0	0	.250
Apr 20	at Pittsburgh-1	pr	0	0	0	0	0	0	0	0	0	0	0	0	0	0	0	0	0	0	.250
Apr 23	VALPARAISO	pr/dh	0	0	0	0	0	0	0	0	0	0	0	0	0	0	0	0	0	0	.250
Apr 28	NC STATE	pr/dh	0	1	0	0	0	0	0	0	0	0	0	0	0	0	0	0	0	0	.250
May 03	LOUISVILLE	pr	0	0	0	0	0	0	0	0	0	0	0	0	0	0	0	0	0	0	.250
May 04	LOUISVILLE	pr	0	0	0	0	0	0	0	0	0	0	0	0	0	0	0	0	0	0	.250
May 05	LOUISVILLE	ph	1	0	0	0	0	0	0	0	0	0	0	0	0	0	0	0	0	0	.200
May 16	at Boston College	ph	0	0	0	0	0	0	0	1	0	0	0	0	0	0	0	0	0	0	.200
May 17	at Boston College	pr	0	0	0	0	0	0	0	0	0	0	0	0	0	0	0	0	0	0	.200
Totals		1gs	5	2	1	0	0	0	0	2	1	0	0	0	0	0	2	0	0	0	.200

On base pct. .429 • Slugging pct. .200

2019 NOTRE DAME BASEBALL GAME NOTES

#45 ALEX RAO



Freshman/RHP

Career Highs

IP: 3.0 (4/10/19 vs WMU)

Strikeouts: 4 (4/10/19 vs WMU)

News & Notes

CAREER SUMMARY

Year	era	w-l	app	gs	cg	sho	sv	ip	h	r	er	bb	so	2b	3b	hr	bf	bavg	wp	hbp	bk	sfa	sha
2019	9.45	0-0	5	0	0	0/0	0	6.2	12	8	7	4	4	3	0	0	36	.400	1	1	0	1	0
TOTAL	9.45	0-0	5	0	0	0/0	0	6.2	12	8	7	4	4	3	0	0	36	.400	1	1	0	1	0

2019 GAME-BY-GAME

Date	Opponent	GS	IP	H	R	ER	BB	SO	2B	3B	HR	WP	BK	HBP	IBB	Score	W-L	Sv	ERA	NP
Feb 16	at Arizona State		1.0	2	3	3	2	0	1	0	0	0	0	0	0	7-20	0-0	0	27.00	23
Mar 13	at Western Carolin		0.1	2	0	0	0	0	0	0	0	0	0	0	0	9-16	0-0	0	20.25	6
Mar 30	at Georgia Tech		2.0	5	3	2	1	0	1	0	0	0	0	0	0	2-11	0-0	0	13.50	41
Apr 06	VIRGINIA-1		0.1	0	0	0	0	0	0	0	0	0	0	0	0	7-12	0-0	0	12.27	3
Apr 10	WESTERN MICH		3.0	3	2	2	1	4	1	0	0	1	0	1	0	2-12	0-0	0	9.45	50
Totals		0	6.2	12	8	7	4	4	3	0	0	1	0	1	0	27-71	0-0	0	9.45	-

2019 NOTRE DAME BASEBALL GAME NOTES

#46 JOE BOYLE



Sophomore/RHP

Career Highs

IP: 2.1 (3/31/19 at GT)

Strikeouts: 5 (3/31/19 at GT)

News & Notes

- Tossed a career-high 2.1 innings and had five strikeouts against No. 29 Georgia Tech (3/31)
- Earned his first career win in the series-clinching win over No. 12 Clemson (3/17)
- *D1Baseball* 2020 College Top 150 Prospect (No. 28)
- *D1Baseball* 2020 MLB Draft ACC Top Prospect (No. 8)
- Named top prospect from Northwoods League in 2018 (*D1Baseball*, *Baseball America*, *Perfect Game*)

CAREER SUMMARY

Year	era	w-l	app	gs	cg	sho	sv	ip	h	r	er	bb	so	2b	3b	hr	bf	bavg	wp	hbp	bk	sfa	sha
2018	18.00	1-0	8	0	0	0/0	0	2.0	4	4	4	8	1	0	0	0	20	.400	0	2	0	0	0
2019	6.38	3-3	17	0	0	0/0	2	24.0	14	22	17	27	36	2	0	0	112	.169	5	0	0	2	0
TOTAL	7.27	4-3	25	0	0	0/0	2	26.0	18	26	21	35	37	2	0	0	132	.194	5	2	0	2	0

2019 GAME-BY-GAME

Date	Opponent	GS	IP	H	R	ER	BB	SO	2B	3B	HR	WP	BK	HBP	IBB	Score	W-L	Sv	ERA	NP
Feb 17	at Arizona State		1.0	5	5	5	1	1	0	0	0	2	0	0	0	5-16	0-0	0	45.00	36
Feb 23	vs Incarnate Word		1.0	1	3	3	4	2	0	0	0	2	0	0	0	7-15	0-0	0	36.00	36
Mar 03	vs Ball State		0.1	0	0	0	0	1	0	0	0	0	0	0	0	0-2	0-0	0	30.86	5
Mar 10	at Wake Forest-1		1.0	0	2	2	2	2	0	0	0	0	0	0	0	4-7	0-0	0	27.00	24
Mar 13	at Western Carolin		1.0	0	0	0	0	0	0	0	0	0	0	0	0	9-16	0-0	0	20.77	6
Mar 17	at Clemson		1.0	0	0	0	0	2	0	0	0	0	0	0	0	4-2	1-0	0	16.88	-
Mar 24	FLORIDA STATE		1.2	1	2	0	0	0	0	0	0	0	0	0	0	1-3	1-1	0	12.86	23
Mar 26	CHICAGO STATE		1.0	0	0	0	0	1	0	0	0	0	0	0	0	6-3	1-1	1	11.25	8
Mar 31	at Georgia Tech		2.1	3	3	3	3	5	1	0	0	0	0	0	0	7-8	1-2	1	11.32	61
Apr 06	VIRGINIA-2		1.1	0	1	0	3	2	0	0	0	0	0	0	0	5-6	1-2	1	10.03	38
Apr 09	MICHIGAN STATE		1.1	0	0	0	2	3	0	0	0	0	0	0	0	2-3	1-2	1	9.00	26
Apr 13	NORTH CAROLIN		1.1	2	1	1	0	4	0	0	0	0	0	0	0	4-3	2-2	1	8.79	27
Apr 23	VALPARAISO		2.0	0	0	0	2	3	0	0	0	0	0	0	0	4-3	2-2	2	7.71	25
Apr 28	NC STATE		1.0	1	0	0	1	1	1	0	0	0	0	0	0	4-1	2-2	2	7.27	23
May 05	LOUISVILLE		2.0	1	1	1	3	1	0	0	0	1	0	0	0	2-8	2-2	2	6.98	35
May 12	CANISIUS		3.2	0	0	0	2	7	0	0	0	0	0	0	0	3-2	3-2	2	5.87	55
May 17	at Boston College		1.0	0	4	2	4	1	0	0	0	0	0	0	0	8-9	3-3	2	6.38	34
Totals		0	24.0	14	22	17	27	36	2	0	0	5	0	0	0	75-107	3-3	2	6.38	-

#55 SHANE COMBS

**Senior/RHP****Career Highs****IP:** 2.0 (2x, 4/10/19 vs. WMU)**Strikeouts:** 2 (4x, 4/10/19 vs. WMU)**News & Notes**

- Tied a career high with 1.2 innings pitched and two strikeouts against Western Carolina (3/13)

CAREER SUMMARY

Year	era	w-l	app	gs	cg	sho	sv	ip	h	r	er	bb	so	2b	3b	hr	bf	bavg	wp	hbp	bk	sfa	sha
2017	0.00	0-0	1	0	0	0/0	0	0.2	0	0	0	0	2	0	0	0	2	.000	0	0	0	0	0
2018	36.00	0-1	4	0	0	0/1	0	1.0	3	4	4	6	1	1	0	0	12	.500	1	0	0	0	0
2019	4.70	1-0	14	0	0	0/0	0	15.1	10	14	8	19	17	5	1	0	76	.192	4	0	0	4	1
TOTAL	6.35	1-1	19	0	0	0/1	0	17.0	13	18	12	25	20	6	1	0	90	.217	5	0	0	4	1

2019 GAME-BY-GAME

Date	Opponent	GS	IP	H	R	ER	BB	SO	2B	3B	HR	WP	BK	HBP	IBB	Score	W-L	Sv	ERA	NP
Feb 17	at Arizona State		1.2	2	3	1	3	1	2	0	0	0	0	0	0	5-16	0-0	0	5.40	38
Feb 23	vs Incarnate Word		1.1	2	2	1	1	2	0	0	0	0	0	0	0	7-15	0-0	0	6.00	37
Mar 09	at Wake Forest		0.1	0	0	0	0	1	0	0	0	0	0	0	0	7-4	1-0	0	5.40	6
Mar 10	at Wake Forest-2		0.1	0	0	0	1	0	0	0	0	1	0	0	0	8-7	1-0	0	4.91	11
Mar 13	at Western Carolin		1.2	0	0	0	0	2	0	0	0	0	0	0	0	9-16	1-0	0	3.38	18
Mar 17	at Clemson		0.0	0	0	0	2	0	0	0	0	0	0	0	0	4-2	1-0	0	3.38	-
Mar 31	at Georgia Tech		0.1	0	0	0	1	1	0	0	0	0	0	0	0	7-8	1-0	0	3.18	10
Apr 02	CENTRAL MICHG		2.0	1	1	1	3	2	0	1	0	0	0	0	0	7-17	1-0	0	3.52	34
Apr 06	VIRGINIA-1		0.0	0	2	0	3	0	0	0	0	0	0	0	0	7-12	1-0	0	3.52	18
Apr 10	WESTERN MICH		2.0	0	0	0	0	2	0	0	0	0	0	0	0	2-12	1-0	0	2.79	22
Apr 16	NORTHWESTERN		1.0	1	1	1	1	0	1	0	0	0	0	0	0	6-2	1-0	0	3.38	16
Apr 23	VALPARAISO		1.2	0	1	1	2	3	0	0	0	3	0	0	0	4-3	1-0	0	3.65	28
May 03	LOUISVILLE		2.0	0	0	0	1	2	0	0	0	0	0	0	0	0-2	1-0	0	3.14	23
May 14	at Northwestern		1.0	4	4	3	1	1	2	0	0	0	0	0	0	12-4	1-0	0	4.70	44
Totals		0	15.1	10	14	8	19	17	5	1	0	4	0	0	0	85-120	1-0	0	4.70	-

THE LAST TIME

PLAYER HIT A GRAND SLAM	Daniel Jung, 2019 at Pitt (9-0 win)
PLAYER LED OFF A GAME WITH A HR	Nick Podkul, April 21, 2017 at #19 Virginia (14-4 loss/game one of DH)
PLAYER HAD A FIRST INNING HR (NOT LEAD OFF)	Niko Kavadas, May 18, 2019 at Boston College (11-5 win)
PLAYER LED OFF AN INNING WITH A HOMER	Niko Kavadas, March 17, 2019 at #12 Clemson (4-2 win)
PLAYER HIT FOR THE CYCLE	Zak Kutsulis, March 11, 2016 at #4 Louisville (4-5; 1B, HR, 3B, RBI 2B)
PLAYER HIT TWO HOME RUNS IN ONE GAME	Eric Gilgenbach, March 2, 2019 vs. Ball State (6-2 loss)
PLAYER HIT THREE HOME RUNS IN A GAME	Jake Shepski, March 24, 2016 at Virginia Tech (5-6, 3 HR, 2B, 3B, 9 RBI, 4 R, 17 TB)
PLAYER HIT AN INSIDE-THE-PARK HOME RUN	Cole Daily, March 17, 2018 at Florida State
PLAYER HAD 8 AT BATS IN A GAME	Frank DeSico & Charlie Markson, May 3, 2013 vs USF (8-2 loss in 19)
PLAYER SCORED FOUR RUNS IN A GAME	Spencer Myers, March 23, 2019 vs. Florida State-2 (3-3, 2 BB, 4 R)
PLAYER SCORED FIVE RUNS IN A GAME	A.J. Pollock, March 26, 2008 vs UW-Milwaukee (4-5, 3B, BB, 5 R)
PLAYER HAD 4 HITS IN A GAME	Daniel Jung, March 2, 2019, Charleston Southern (4-5, 1 RBI)
PLAYER HAD 5 HITS IN A GAME	Jake Johnson, May 16, 2017 vs. Western Michigan (5-5, 2 RBI, R)
PLAYER HAD 6 HITS IN A GAME	Steve Sollmann, June 1, 2002 vs South Alabama NAAs (6-7; 25-1 win)
PLAYER HAD 6 RBI IN A GAME	Daniel Jung, Feb. 21, 2019 vs. Eastern Michigan (11-3 win)
PLAYER HAD 7 RBI IN A GAME	Eric Gilgenbach, Feb. 18, 2018 at #9 LSU (11-3 win)
PLAYER HAD 8+ RBI IN A GAME	Jake Shepski, March 24, 2016 at Virginia Tech (5-6, 3 HR, 2B, 3B, 9 RBI, 4 R, 17 TB)
PLAYER HAD 2 GROUND-RULE DOUBLES IN A GAME	Kyle Fiala, April 28, 2015 vs. Michigan State (9-6 loss in 12)
PLAYER HAD 3 DOUBLES IN A GAME	Robert Youngdahl, March 14, 2015 at Clemson (11-6 win)
PLAYER HIT 2 TRIPLES IN A GAME	Jake Shepski, Apr. 22, 2015 vs Chicago State (3-4, 2 3B, 1 2B, 3 RBI, 2 R in 10-0 win)
PLAYER HIT 3 TRIPLES IN A GAME	Bob Roemer, Apr. 15, 1973 vs Xavier (11-3 win)
PLAYER RECORDED 12-14 TOTAL BASES	Spencer Myers, Feb. 21, 2019 vs. Eastern Michigan (2-3 with 4 runs scored in 11-3 win)
PLAYER RECORDED 15+ TOTAL BASES	Spencer Myers, March 23, 2019 vs. Florida State-2 (3-3 with 4 runs scored in 12-3 win)
PLAYER WALKED THREE TIMES IN A GAME	Jake Johnson, April 10, 2018 vs. Michigan State (8-7 win)
PLAYER WALKED FOUR TIMES IN A GAME	Cavan Biggio, April 3, 2016 vs. Wake Forest (0-0, 4 BB in 10-2 win in 6 Inn)
PLAYER WAS HIT BY A PITCH THREE OR MORE TIMES	Brett Lilley, Apr. 18, 2008 at West Virginia (0-3, 3 HBP, 2 R, RBI)
PLAYER STRUCK OUT FIVE OR MORE TIMES IN A GAME	Ross Brezovsky, June 2, 2006 vs Coll. of Charleston in NCAA Lexington, Ky. Regional (2-8, 6 K)
PLAYER HAD TWO SAC BUNTS IN A GAME	Daniel Jung, April 26, 2017 vs. Eastern Michigan (0-2, 2 SAC)
PLAYER HAD TWO SAC FLIES IN A GAME	Daniel Jung, April 2, 2017 vs. NC State (9-2 loss)
PLAYER STOLE 3 BASES IN A GAME	Eric Gilgenbach & Jared Miller, March 26, 2019 vs. Chicago State (6-3 win)
PLAYER STRANDED 6-9 RUNNERS ON BASE	Patrick McDonald, March 21, 2017 vs. Northern Illinois (1-5, 1 RBI, 2 R, 6 LOB)
PLAYER STRANDED 10 OR MORE RUNNERS ON BASE	Evan Sharpley, May 19, 2009 vs St. John's (1-6, RBI, 10 LOB)
NOTRE DAME STOLE FOUR OR MORE BASES IN A GAME	14, March 26, 2019 vs. Chicago State (6-3 win)
NOTRE DAME WAS WALKED 10 OR MORE TIMES IN A GAME	12, March 26, 2019 vs. Chicago State (6-3 win)
NOTRE DAME WAS HIT BY FIVE OR MORE PITCHES IN A GAME	6, Feb. 19, 2015 vs Incarnate Word (14-1 win)
NOTRE DAME HIT THREE HOMERS IN AN INNING	5th inning vs. #22 Clemson (Phil Mosey, Robert Youngdahl, Cavan Biggio), May 11, 2014
NOTRE DAME HIT THREE HOMERS IN A GAME	at Northwestern (Niko Kavadas, Jack Zyska, Spencer Myers), May 14, 2019
NOTRE DAME HIT FOUR HOMERS IN A GAME	vs. Western Michigan (Matt Vierling, Niko Kavadas, Nick Podkul & Eric Gilgenbach); May 1, 2018
NOTRE DAME HIT FIVE HOMERS IN A GAME	vs. #2 NC State (Eric Gilgenbach (2), Nick Podkul, Matt Vierling, Niko Kavadas), April 13, 2018
NOTRE DAME HIT BACK-TO-BACK HOME RUNS	Nick Podkul & Matt Vierling, May 15, 2018 (19-10 win over Northwestern)
NOTRE DAME WON ON A WALK-OFF HIT (NOT HR)	Zack Prajzner, April 14, 2019 (4-3 win over No. 21 North Carolina, walk-off single)
NOTRE DAME WON ON A WALK-OFF WILD PITCH	vs. Akron (Macon, Ga.), Feb. 28, 2015 (5-4 win)
NOTRE DAME WON ON A WALK-OFF HOME RUN	David LaManna (2/24/18 vs. Purdue; 2-run homer in the ninth; 4-2 win)
NOTRE DAME WON ON A WALK-OFF ERROR	vs. Wake Forest, April 1, 2016 (E6 on Throw, 6-5 win)

THE LAST TIME

NOTRE DAME WON ON A WALK-OFF WALK	Niko Kavadas, May 11, 2019 (5-4 win over Canisius)
NOTRE DAME WON ON A WALK-OFF BALK	Daniel Jung, May 12, 2019 (3-2 win (11) over Canisius)
AN OPPONENT HIT TWO HOME RUNS IN ONE GAME	Shane Muntz, March 10, 2019 at Wake Forest-1 (7-4 WF win)
AN OPPONENT HIT THREE HOME RUNS IN ONE GAME	Adam Duvall (at Louisville), Apr. 26, 2009 (4-4, 3 HR, 7 RBI in 13-12 ND win)
AN OPPONENT HIT A WALK-OFF HOME RUN	Dominic Cuoci (Saint Joseph's), March 14, 2018 in Port Charlotte, Fla. (2-run HR in 9th; SJU 6 - ND4)
Pitching Categories	
PITCHER THREW A NO-HITTER	Brian Piotrowicz, May 11, 1988 vs Ball State (2-0 win)
PITCHER THREW A PERFECT GAME	Never
PITCHER(S) THREW A ONE-HITTER	Sam Elam (9 IP, 1 H) & Tony Langford (W, 1 IP, 0 H), Apr. 18, 2007 vs Purdue (1-0 win/10 inn.)
PITCHER(S) THREW A TWO-HITTER	Nick McCarty (9.0 IP, 2 H, 1 R, 0 ER, 1 BB, 6 K) April 8, 2014 at Chicago St. (6-1 win)
PITCHER(S) THREW A THREE-HITTER	M. Hearne (7.0 IP, 3 H, 1 R, 1 ER, 2 BB, 4 SO) & S. Guenther (2.0 IP, 2 SO) May 14, 2016 at #16 UNC (3-1 win)
PITCHER THREW A COMPLETE GAME	Tommy Sheehan (9.0 IP, 9 H, 2 R, 1 ER, 1 BB, 2 K, 113 pitches) April 5, 2019 vs. UVA (5-2 win)
PITCHER THREW A COMPLETE GAME (9-innings)	Tommy Sheehan (9.0 IP, 9 H, 2 R, 1 ER, 1 BB, 2 K, 113 pitches) April 5, 2019 vs. UVA (5-2 win)
PITCHER THREW A COMPLETE GAME (10-innings)	Adam Norton (10 IP, 12 H, 2 ER, 6 K, 1 BB), May 4, 2013 vs USF (4-3 loss)
PITCHER THREW A HOME COMPLETE GAME	Tommy Sheehan (9.0 IP, 9 H, 2 R, 1 ER, 1 BB, 2 K, 113 pitches) April 5, 2019 vs. UVA (5-2 win)
PITCHER THREW A HOME COMPLETE GAME (10-innings)	Adam Norton (10 IP, 12 H, 2 ER, 6 K, 1 BB), May 4, 2013 vs USF (4-3 loss)
PITCHER THREW A ROAD COMPLETE GAME (9-innings)	Tommy Sheehan (9.0 IP, 7 H, 2 R, 2 ER, 3 BB, 4 K, 121 pitches) March 15, 2019 at #12 Clemson (9-2 win)
PITCHER THREW A MIDWEEK COMPLETE GAME	Michael Hearne (9.0 IP, 7 H, 0 R, 0 ER, 0 BB, 2 K, 91 pitches) April 19, 2016 at #21 Mich. St. (1-0 win)
PITCHER THREW A MIDWEEK COMPLETE GAME SHUTOUT	Michael Hearne (9.0 IP, 7 H, 0 R, 0 ER, 0 BB, 2 K, 91 pitches) April 19, 2016 at #21 Mich. St. (1-0 win)
PITCHER THREW 9.0+ INNINGS	Adam Norton (10 IP, 12 H, 2 ER, 6 K, 1 BB), May 4, 2013 vs USF (4-3 loss)
PITCHER THREW A COMPLETE GAME SHUTOUT	Michael Hearne (9.0 IP, 7 H, 0 R, 0 ER, 0 BB, 2 K, 91 pitches) April 19, 2016 at #21 Mich. St. (1-0 win)
PITCHER THREW A COMPLETE GAME ACC SHUTOUT	Michael Hearne (9.0 IP, 7 H, 0 R, 0 ER, 0 BB, 5 K) April 12, 2014 vs Boston Coll. (@ Chicago St.) (7-0 win)
PITCHER THREW A COMPLETE GAME HOME SHUTOUT	Ryan Smoyer (9.0 IP, 10 H, 0 R, 0 ER, 0 BB, 5 K) March 31, 2015 vs. Eastern Michigan (6-0 win)
PITCHER THREW A COMPLETE GAME ROAD SHUTOUT	Michael Hearne (9.0 IP, 7 H, 0 R, 0 ER, 0 BB, 2 K, 91 pitches) April 19, 2016 at #21 Michigan State (1-0 win)
PITCHER THREW BACK-TO-BACK COMPLETE GAMES (9-innings)	Michael Hearne, April 13, 2016 vs. Valparaiso (3-1 win) & April 19, 2016 at #21 Michigan State (1-0 win)
AN OPPOSING PITCHER NO-HIT NOTRE DAME	Mar. 26, 2010 at USF, Randy Fontanez (12K) (4-0 loss)
AN OPPOSING PITCHER THREW A COMPLETE GAME	Brian Brown, April 14, 2018, Game One (9.0 IP, 12-2 win for #2 NC State)
PITCHER ALLOWED 12-13 HITS IN A GAME	Sean Guenther, March 19, 2016 at #13 NC State, 7.0 IP, 12 H, 4 ER, 5 K
PITCHER ALLOWED 14+ HITS IN A GAME	Eric Maust, May 10, 2009 vs USF, 7.1 IP, 14 H, 4 ER, 4 K
PITCHER ALLOWED 10 ER IN A GAME	Ryan Richter, Apr. 10, 2010 vs Rutgers, 3.0 IP, 11 H, 10 ER, 2 K
PITCHER ALLOWED 11 ER IN A GAME	Cole Johnson, Apr. 17, 2009 vs West Virginia, 5.0 IP, 10 H, 11 ER, 3 K
PITCHER ALLOWED 12 ER IN A GAME	David Phelps, May 21, 2008 vs West Virginia, 5.2 IP, 10 H, 12 ER, 3 K
PITCHER WALKED 6 IN A GAME	Scott Tully, Feb. 22, 2018 vs. Saint Louis
PITCHER WALKED 7 IN A GAME	Pat Connaughton, Apr. 6, 2014 at #1 Florida State, 5.2 IP, 7 H, 4 ER, 7 BB, 5 K
PITCHER WALKED 8 OR MORE IN A GAME	Pat Connaughton, May 9, 2014 vs #22 Clemson, 8.0 IP, 3 H, 1 ER, 8 BB, 0 K
PITCHER STRUCK OUT 10-11 BATTERS IN A GAME	Cole Kmet, March 3, 2019 vs. Ball State (7.1 IP, 11K)
PITCHER STRUCK OUT 12-14 BATTERS IN A GAME	Cameron Brown, Mar. 23, 2019 vs Florida State (9 IP, 12K)
PITCHER STRUCK OUT 15+ BATTERS IN A GAME	Aaron Heilman, Apr. 15, 2000 at West Virginia, 10 IP, 2 BB, 18 K
AN OPPOSING STARTING PITCHER PITCHED LESS THAN 1.0 INNING	Michigan State's Alex Troop, April 28, 2015 (0.2 IP, 4 H, 4 R, 4 ER, 2 BB, 2 SO, 39 pitches, No Decision)
AN OPPOSING PITCHER STRUCK OUT 10 OR MORE BATTERS IN A GAME	Drey Jameson - 11, March 2, 2019 vs. BSU (6 H, 1 ER, 1 BB, 5.2 IP in 6-2 Ball State win)
AN OPPOSING PITCHER STRUCK OUT 15 OR MORE BATTERS IN A GAME	Kyle Hansen - 15 (St. John's-1), Apr. 21, 2011 (6-0 St. John's win)
PITCHER ALLOWED 3 HOME RUNS IN A GAME	Michael Hearne - 3 vs. Duke, April 28, 2017
PITCHER ALLOWED 4 HOME RUNS IN A GAME	David Phelps, April 25, 2008 vs St. John's, 6.2 IP, 12 H, 6 ER, 1 K
PITCHER STARTED SEASON 5-0 OR BETTER	Charlie Vorsheck, 2017 (5-0)

THE LAST TIME

PITCHER RECORDED 10 WINS IN A SEASON	Adam Norton, 2013 (10-5)
PITCHER RECORDED 15 WINS IN A SEASON	Aaron Heilman, 2001 (15-0)
PITCHER HIT THREE OR MORE BATTERS IN A GAME	Nick McCarty, March 29, 2015 vs. Virginia (3 HBP in 6.1 IP)
NOTRE DAME SHUT OUT AN OPPONENT (1 OR MORE PITCHERS)	May 11, 2019 (3-0 vs. Canisius) (Junker, 6.0 IP; Vail 3.0 IP)
NOTRE DAME WAS SHUT OUT	May 4, 2019 vs. No. 7 Louisville (2-0)
NOTRE DAME WAS SHUT OUT IN CONSECUTIVE GAMES	March 9-10, 2018 at Miami (3-0, 9-0)
NOTRE DAME WAS SHUT OUT IN THREE STRAIGHT GAMES	March 2-4, 2012 at Texas State (6-0, 6-0, 5-0)
NOTRE DAME DID NOT WALK A BATTER	March 26, 2019 vs. Chicago State (Megias, Martin, Belcik & Boyle in 6-3 win)
Fielding Categories	
PLAYER HAD 20 OR MORE FIELDING CHANCES IN A GAME	Trey Mancini (22), May 3, 2013 vs USF (8-2 loss, 19)
PLAYER HAD 15 OR MORE PUTOUTS IN A GAME	Zak Kutsulis (15), May 10, 2015 vs. #20 North Carolina (8-7 win)
PLAYER HAD 18 OR MORE PUTOUTS IN A GAME	Zak Kutsulis (19), March 21, 2015 vs Louisville (6-4 loss in 18)
PLAYER HAD 10 OR MORE ASSISTS IN A GAME	Mick Doyle (10), Apr. 18, 2010 at Seton Hall (7-4 win)
PLAYER COMMITTED THREE ERRORS IN A GAME	Lane Richards, Feb. 14, 2015 at Oklahoma (3 errors in 10-9 win)
PLAYER COMMITTED FOUR OR MORE ERRORS IN A GAME	Tommy Chase, Feb. 19, 2012 vs Purdue (4 errors in 15-8 loss)
NOTRE DAME HAD NO ERRORS IN A SERIES	Feb. 16-18, 2018 at #9 LSU; March 27-28, 2018 vs. Kent State (2 games)
NOTRE DAME COMMITTED FOUR ERRORS IN A GAME	Feb. 23, 2019 vs. Incarnate Word (15-7 loss)
NOTRE DAME COMMITTED FIVE ERRORS IN A GAME	Feb. 23, 2017 at UC Irvine (18-4 loss)
NOTRE DAME COMMITTED SIX ERRORS IN A GAME	Feb. 15, 2014 at Florida Atlantic (16-6 loss)
NOTRE DAME COMMITTED SEVEN OR EIGHT ERRORS IN A GAME(7)	Apr. 5, 2012 at Seton Hall-1 (5-4 loss)
NOTRE DAME COMMITTED NINE OR MORE ERRORS IN A GAME(9)	Feb. 19, 2012 vs Purdue (15-8 loss)
NOTRE DAME HAD TWO PLAYERS WITH 10 OR MORE PUTOUTS	Zak Kutsulis (11) & Ryan Lidge (10), April 26, 2015 at Wake Forest (5-4 loss, 11 innings)
Scoring & Miscellaneous Categories	
NOTRE DAME RECORDED 20 OR MORE HITS	21, March 24, 2016 at Virginia Tech (16-4 win)
NOTRE DAME SCORED 20 OR MORE RUNS	25, Mar. 20, 2008 at Georgetown (25-1 win)
NOTRE DAME SCORED 30 OR MORE RUNS	34, May 25, 1900 vs Indiana (34-7 win)
NOTRE DAME SCORED 10 OR MORE RUNS IN AN INNING	Feb. 19, 2011 vs Purdue (11 run 4th inning in 19-2 win)
NOTRE DAME LEFT 15 OR MORE RUNNERS ON BASE	March 19, 2016 at #13 NC State (17 LOB in 8-4 win in 12 innings)
NOTRE DAME SURRENDERED A NINTH INNING LEAD	March 30, 2018 at Duke (led 4-1 in the ninth and lost 5-4 in the ninth)
NOTRE DAME SURRENDERED AN EXTRA-INNING LEAD	March 11, 2016 at #4 Louisville (led 2-1 in 10th & 3-2 in 11th), gave up 1 in 10th & 2 in 11th, 4-3 loss in 11)
NOTRE DAME BEAT A RANKED TEAM	April 26, 2019 vs. No. 14 NC State (4-1)
NOTRE DAME BEAT A RANKED TEAM ON THE ROAD	March 17, 2019 at #12 Clemson (4-2 (10))
NOTRE DAME BEAT A TOP-5 TEAM AT HOME	#2 Miami, May 12, 1999 (1-0)
NOTRE DAME WON A SERIES AGAINST A RANKED TEAM	Feb. 16-18, 2018 at #9 LSU (6-7, 10-5, 11-3) April 26-28, 2019 at #14 NC State (ACC) (5-4, 2-4, 4-1)
NOTRE DAME WON A SERIES AGAINST A RANKED TEAM ON THE ROAD	March 15-17, 2019 at #12 Clemson (9-2, 1-5, 4-2(10))
NOTRE DAME SWEEPED A SERIES AGAINST A RANKED TEAM	May 9-10, 2015 vs. #20 North Carolina (ACC) (10-5, 3-1, 8-7)
NOTRE DAME SWEEPED A SERIES AGAINST A TOP-10 TEAM	April 10-12, 2015 vs #7 Florida State (ACC) (5-2, 4-1, 2-1)
NOTRE DAME SWEEPED A 3-GAME CONFERENCE SERIES	April 7-9, 2017 vs. Georgia Tech (ACC) (4-3, 4-3, 9-6)
NOTRE DAME SWEEPED A 3-GAME CONFERENCE SERIES (HOME)	April 7-9, 2017 vs. Georgia Tech (ACC) (4-3, 4-3, 9-6)
NOTRE DAME SWEEPED A 3-GAME CONFERENCE SERIES (ROAD)	March 24-26, 2016 at Virginia Tech (ACC) (16-4, 6-2, 5-2)
NOTRE DAME SWEEPED A 3-GAME NON-CONFERENCE SERIES	Apr. 20-21, 2013 vs Quinnipiac (9-6, 6-0, 5-1)
NOTRE DAME SWEEPED A 3-GAME NON-CONFERENCE SERIES (HOME)	Apr. 20-21, 2013 vs Quinnipiac (9-6, 6-0, 5-1)
NOTRE DAME SWEEPED A 3-GAME NON-CONFERENCE SERIES (ROAD)	Feb. 22-24, 2013 at Tulane (2-1, 3-1, 8-3)

THE LAST TIME

NOTRE DAME SWEPT A 3-GAME NON-CONFERENCE WEEKEND	Feb. 27-28, 2015 (Mercer Baseball Classic) Belmont (W, 6-4), Mercer (8-2) & Akron (5-4)
NOTRE DAME SWEPT A 4-GAME NON-CONFERENCE WEEKEND	Feb. 19-22, 2015 (Alamo Irish Classic) Incarnate Word (W, 14-1 & 11-1), Villanova (8-1) & Northwestern (7-3)
NOTRE DAME WAS SWEPT IN A CONFERENCE SERIES	March 30-April 1, 2018, at Duke (5-4, 6-3, 16-4)
NOTRE DAME WAS SWEPT IN A 3-GAME CONFERENCE SERIES	March 30-April 1, 2018, at Duke (5-4, 6-3, 16-4)
NOTRE DAME WAS SWEPT IN A CONFERENCE SERIES (HOME)	March 24-25, 2017, vs. Florida State (ACC) (8-2, 8-3, 5-1)
NOTRE DAME WAS SWEPT IN A 3-GAME CONFERENCE SERIES (HOME)	March 28-29, 2015 vs #12 Virginia (ACC) (9-1, 4-2, 5-4)
NOTRE DAME WAS SWEPT IN A 3-GAME NON-CONFERENCE SERIES	Feb. 15-17, 2019 at Arizona State (1-10, 7-21, 5-16)
NOTRE DAME WAS SWEPT IN 3-GAME NON-CONF. SERIES (HOME)	Mar. 20-21, 2010 vs Michigan State (0-13, 4-7, 0-3)
NOTRE DAME WAS SWEPT IN A 3-GAME NON-CONF. SERIES (ROAD)	Feb. 15-17, 2019 at Arizona State (1-10, 7-21, 5-16)
THE IRISH PLAYED EXTRA INNINGS	March 24, 2019 vs. No. 19 Florida State (Lost 3-1 in 10th)
THE IRISH PLAYED IN A 0-0 GAME THAT WENT TO EXTRA INNINGS	May 11, 2016 vs. #11 LSU (0-0 into the 11th, LSU won 1-0 in 11)
THE IRISH PLAYED 14 OR MORE INNINGS	April 18, 2015 vs. NC State (4-2 loss in 14)
THE IRISH PLAYED 18 OR MORE INNINGS	March 21, 2015 vs. #8 Louisville (6-4 loss in 18)
THE IRISH PLAYED 19 OR MORE INNINGS	May 3, 2012 vs USF (8-2 loss in 19)
THE IRISH PLAYED TWO CONSECUTIVE EXTRA-INNING GAMES	March 19, 2017 at Pitt (won 4-3 in 11 innings and lost 2-1 in 12 innings of doubleheader)
THE IRISH PLAYED THREE CONSECUTIVE EXTRA-INNING GAMES	Mar. 13-15, 2001 in Fresno, CA vs Navy (4-4/10) & vs Fresno State (5-4 win/10) & vs Miami (OH) (3-2 win/11)
NOTRE DAME PLAYED A GAME OVER 4 HOURS	April 21, 2018 vs. Virginia Tech (8-7 win in 12 innings; 4:08)
NOTRE DAME PLAYED A GAME UNDER 2 HOURS	April 19, 2016 at #21 Michigan State (1-0 win in 9 innings and 1:58)
NOTRE DAME PLAYED CONSECUTIVE GAMES UNDER 2 HOURS	April 3, 2009 vs Villanova (3-1 win in 9 innings; 1:41) & April 4, 2009 vs Villanova (9-3 win in 9 innings; 1:43)

2019 OVERALL STATISTICS



2019 Notre Dame Baseball
Overall Statistics for Notre Dame (as of May 18, 2019)
(All games Sorted by Batting avg)



Record: 24-28 Home: 11-13 Away: 10-11 Neutral: 3-4 ACC: 13-17

Player	avg	gp-gs	ab	r	h	2b	3b	hr	rbi	tb	slg%	bb	hp	so	gdp	ob%	sf	sh	sb-att	po	a	e	fld%
2 Spencer Myers	.300	52-51	200	45	60	5	0	1	16	68	.340	30	1	34	3	.392	1	6	21-24	120	1	2	.984
3 David LaManna	.271	40-31	107	10	29	5	0	0	11	34	.318	19	2	20	2	.388	1	4	3-3	239	37	3	.989
4 Carter Putz	.266	50-45	169	27	45	8	1	1	18	58	.343	19	1	40	4	.340	2	6	5-5	21	15	2	.947
12 Niko Kavadas	.264	52-52	193	31	51	12	0	12	41	99	.513	31	8	52	4	.381	4	0	2-3	19	56	6	.926
31 Daniel Jung	.261	51-51	207	31	54	9	1	5	38	80	.386	15	5	45	3	.318	6	1	1-2	428	32	4	.991
14 Zack Prajzner	.244	41-28	86	10	21	4	0	1	8	28	.326	7	8	21	5	.356	0	5	2-3	44	77	9	.931
16 Jared Miller	.226	52-52	177	20	40	6	0	1	22	49	.277	22	2	37	2	.315	2	6	13-14	85	131	16	.931
7 Jack Zyska	.220	43-29	109	15	24	6	1	2	20	38	.349	12	1	24	2	.296	3	3	2-3	37	0	3	.925
15 Eric Gilgenbach	.219	51-51	192	26	42	10	1	8	39	78	.406	20	8	69	0	.311	5	0	6-7	120	3	1	.992
1 Ryan Cole	.191	39-13	68	9	13	2	1	0	3	17	.250	12	0	20	1	.313	0	1	8-10	19	1	2	.909

13 John Arndorfer	.333	15-0	12	2	4	0	0	0	3	4	.333	3	0	4	0	.467	0	0	0-1	0	0	0	.000
18 Zach Mazur	.250	6-0	4	1	1	0	0	0	0	1	.250	1	0	2	0	.400	0	0	0-0	1	1	0	1.000
10 Jake Singer	.227	24-16	44	7	10	2	0	0	3	12	.273	18	0	11	3	.452	0	0	1-1	11	24	4	.897
42 Brooks Coetzee	.217	19-13	46	5	10	2	0	0	4	12	.261	3	3	12	0	.308	0	1	0-0	20	0	2	.909
44 Ryan Carr	.200	13-1	5	2	1	0	0	0	0	1	.200	2	0	2	0	.429	0	0	1-1	0	0	0	.000
8 Jack Alexander	.197	34-21	61	6	12	3	0	0	6	15	.246	12	1	12	0	.338	0	2	1-1	175	16	3	.985
6 Ethan Copeland	.179	28-14	39	5	7	0	0	0	0	7	.179	11	0	17	0	.360	0	4	1-1	23	37	1	.984
Totals	.247	52	1719	252	424	74	5	31	232	601	.350	237	40	422	29	.347	24	39	67-79	1383	494	64	.967
Opponents	.248	52	1776	309	440	94	11	34	268	658	.370	231	40	445	26	.344	20	20	52-62	1382	528	51	.974

LOB - Team (425), Opp (395). DPs turned - Team (31), Opp (35). IBB - Team (2), N Kavadas 2, Opp (3). Picked off - S Myers 2, Z Prajzner 1, J Zyska 1, R Cole 1, N Kavadas 1, J Miller 1.

(All games Sorted by Earned run avg)

Player	era	w-l	app	gs	cg	sho	sv	ip	h	r	er	bb	so	2b	3b	hr	b/avg	wp	hp	bk	sfa	sha
32 Cameron Junker	3.62	3-4	14	14	0	0/3	0	74.2	63	34	30	34	67	13	1	2	.230	12	5	0	2	4
40 Tommy Sheehan	4.33	5-5	14	14	2	0/0	0	89.1	97	57	43	20	56	18	4	13	.272	7	7	0	0	4
26 Cameron Brown	5.61	4-6	14	14	1	0/0	0	77.0	90	58	48	34	88	18	2	6	.285	3	5	0	3	3

35 Evan Tenuta	0.00	1-0	9	0	0	0/0	0	11.0	6	1	0	6	11	1	0	0	.162	3	0	0	1	0
33 Cole Kmet	2.89	0-2	8	1	0	0/0	2	18.2	15	7	6	3	27	4	1	0	.224	1	0	0	1	1
11 Tommy Vail	3.07	3-2	24	2	0	0/2	6	41.0	20	15	14	21	57	5	0	4	.143	7	2	0	1	1
41 Andrew Belcik	3.27	2-3	25	2	0	0/0	1	33.0	28	16	12	21	36	6	0	1	.224	4	10	2	1	1
36 Zachary Dreznin	4.50	0-0	1	0	0	0/0	0	2.0	2	1	1	1	0	1	0	0	.286	0	1	0	0	0
27 Brian Morrell	4.50	0-0	2	0	0	0/0	0	2.0	2	1	1	1	1	0	0	0	.286	0	1	0	0	0
55 Shane Combs	4.70	1-0	14	0	0	0/0	0	15.1	10	14	8	19	17	5	1	0	.192	4	0	0	4	1
30 Mitch Megias	5.87	1-0	7	1	0	0/0	1	7.2	10	5	5	2	3	0	0	0	.286	2	0	0	0	0
46 Joe Boyle	6.38	3-3	17	0	0	0/0	2	24.0	14	22	17	27	36	2	0	0	.169	5	0	0	2	0
21 Anthony Holubecki	6.95	0-0	19	0	0	0/0	0	22.0	19	19	17	11	9	5	1	4	.229	0	2	0	1	3
22 Zack Martin	7.71	1-2	14	3	0	0/1	0	23.1	26	22	20	13	24	9	0	1	.268	1	3	0	1	2
45 Alex Rao	9.45	0-0	5	0	0	0/0	0	6.2	12	8	7	4	4	3	0	0	.400	1	1	0	1	0
23 Jack Sheehan	11.57	0-0	6	0	0	0/0	0	7.0	19	15	9	1	4	2	1	2	.475	2	1	0	2	0
17 Aidan Tyrell	15.00	0-1	9	1	0	0/0	0	6.0	6	12	10	12	5	2	0	1	.240	1	1	0	0	0
20 Henry Gladson	54.00	0-0	1	0	0	0/0	0	0.1	1	2	2	1	0	0	0	0	.500	1	1	0	0	0
Totals	4.88	24-28	52	52	3	3/3	12	461.0	440	309	250	231	445	94	11	34	.248	54	40	2	20	20
Opponents	4.38	28-24	52	52	0	2/2	10	460.2	424	252	224	237	422	74	5	31	.247	45	40	6	24	39

PB - Team (18), D LaManna 9, J Alexander 9, Opp (7). Pickoffs - Team (7), D LaManna 2, T Vail 1, E Tenuta 1, C Brown 1, C Junker 1, C Kmet 1, Opp (7). SBA/ATT - D LaManna (32-39), J Alexander (18-19), J Boyle (10-11), C Brown (7-8), A Belcik (8-8), C Junker (5-7), Z Martin (7-7), A Holubecki (4-5), T Vail (3-4), T Sheehan (3-4), A Tyrell (3-3), S Combs (1-3), Z Dreznin (0-1), E Tenuta (1-1).

2019 OVERALL STATISTICS



2019 Notre Dame Baseball
Conference statistics for Notre Dame (as of May 18, 2019)
(ACC games only Sorted by Batting avg)



Record: 13-17 Home: 5-10 Away: 8-7 ACC: 13-17

Player	avg	gp-gs	ab	r	h	2b	3b	hr	rbi	tb	slg%	bb	hp	so	gdp	ob%	sf	sh	sb-att	po	a	e	fld%
3 David LaManna	.309	23-19	68	8	21	4	0	0	9	25	.368	9	1	14	1	.397	0	2	2-2	135	18	0	1.000
2 Spencer Myers	.293	30-30	123	20	36	4	0	0	8	40	.325	16	0	19	2	.374	0	2	9-12	75	1	1	.987
31 Daniel Jung	.287	30-30	115	21	33	6	0	5	21	54	.470	14	3	25	3	.368	4	1	0-1	246	21	2	.993
12 Niko Kavadas	.274	30-30	113	18	31	8	0	5	21	54	.478	17	5	34	4	.387	2	0	0-1	15	38	4	.930
4 Carter Putz	.252	28-26	103	18	26	4	0	1	13	33	.320	10	1	27	3	.322	1	3	0-0	0	0	0	.000
14 Zack Prajzner	.217	23-15	46	2	10	1	0	1	5	14	.304	2	4	10	3	.308	0	4	0-1	29	49	4	.951
15 Eric Gilgenbach	.216	29-29	111	13	24	4	0	3	18	37	.333	10	6	39	0	.313	1	0	1-2	58	0	1	.983
16 Jared Miller	.212	30-30	104	13	22	3	0	1	12	28	.269	11	0	24	2	.284	1	4	5-6	58	73	12	.916
7 Jack Zyska	.203	26-19	69	10	14	3	0	1	14	20	.290	8	0	15	1	.275	3	3	1-2	29	0	2	.935

42 Brooks Coetzee	.281	11-8	32	4	9	2	0	0	3	11	.344	1	2	7	0	.343	0	1	0-0	11	0	1	.917
10 Jake Singer	.227	14-9	22	4	5	2	0	0	1	7	.318	12	0	4	2	.500	0	0	0-0	7	16	3	.885
8 Jack Alexander	.171	18-11	35	4	6	2	0	0	4	8	.229	8	0	7	0	.326	0	1	1-1	97	6	2	.981
1 Ryan Cole	.167	19-4	24	2	4	1	0	0	1	5	.208	3	0	6	0	.259	0	1	1-2	6	0	0	1.000
6 Ethan Copeland	.115	16-9	26	3	3	0	0	0	0	3	.115	7	0	10	0	.303	0	1	1-1	17	20	0	1.000
13 John Arndorfer	.000	5-0	4	1	0	0	0	0	0	0	.000	1	0	1	0	.200	0	0	0-0	0	0	0	.000
44 Ryan Carr	.000	8-1	4	1	0	0	0	0	0	0	.000	1	0	2	0	.200	0	0	0-0	0	0	0	.000
18 Zach Mazur	.000	2-0	1	0	0	0	0	0	0	0	.000	0	0	1	0	.000	0	0	0-0	1	0	0	1.000
Totals	.244	30	1000	142	244	44	0	17	130	339	.339	130	22	245	21	.340	12	23	21-31	798	285	35	.969
Opponents	.252	30	1021	162	257	55	6	23	140	393	.385	134	21	236	20	.348	8	10	28-37	806	321	36	.969

LOB - Team (239), Opp (234). DPs turned - Team (24), Opp (24). IBB - Team (0), Opp (3). Picked off - S Myers 2, Z Prajzner 1, R Cole 1.

(ACC games only Sorted by Earned run avg)

Player	era	w-l	app	gs	cg	sho	sv	ip	h	r	er	bb	so	2b	3b	hr	b/avg	wp	hp	bk	sfa	sha
32 Cameron Junker	3.76	1-2	10	10	0	0/1	0	55.0	44	25	23	26	44	10	1	1	.220	5	4	0	2	2
40 Tommy Sheehan	5.06	3-4	10	10	2	0/0	0	64.0	78	44	36	14	37	12	3	13	.300	5	6	0	0	2
26 Cameron Brown	5.98	4-5	10	10	1	0/0	0	55.2	67	45	37	26	59	15	2	5	.295	2	3	0	3	2

35 Evan Tenuta	0.00	0-0	5	0	0	0/0	0	8.0	4	0	0	4	8	0	0	0	.154	2	0	0	0	0
17 Aidan Tyrell	0.00	0-0	4	0	0	0/0	0	3.2	2	0	0	4	2	1	0	0	.154	1	0	0	0	0
55 Shane Combs	0.00	1-0	6	0	0	0/0	0	3.0	0	2	0	8	4	0	0	0	.000	1	0	0	1	0
23 Jack Sheehan	0.00	0-0	1	0	0	0/0	0	2.0	3	0	0	0	1	0	0	0	.333	1	0	0	0	0
41 Andrew Belcik	0.84	1-1	13	0	0	0/0	0	10.2	6	4	1	9	13	2	0	0	.158	1	4	0	0	1
33 Cole Kmet	2.08	0-0	2	0	0	0/0	1	4.1	5	1	1	1	5	2	0	0	.278	1	0	0	0	0
22 Zack Martin	3.86	0-0	4	0	0	0/1	0	9.1	11	6	4	5	12	3	0	0	.282	1	0	0	0	1
11 Tommy Vail	4.32	0-2	13	0	0	0/0	4	16.2	9	8	8	13	27	3	0	1	.158	3	1	0	1	0
36 Zachary Dreznin	4.50	0-0	1	0	0	0/0	0	2.0	2	1	1	1	0	1	0	0	.286	0	1	0	0	0
21 Anthony Holubecki	4.85	0-0	10	0	0	0/0	0	13.0	10	7	7	5	4	3	0	3	.213	0	2	0	0	2
30 Mitch Megias	4.91	1-0	3	0	0	0/0	1	3.2	3	2	2	1	2	0	0	0	.200	0	0	0	0	0
46 Joe Boyle	6.39	2-3	9	0	0	0/0	0	12.2	8	14	9	16	18	2	0	0	.178	1	0	0	1	0
45 Alex Rao	7.71	0-0	2	0	0	0/0	0	2.1	5	3	2	1	0	1	0	0	.417	0	0	0	0	0
Totals	4.43	13-17	30	30	3	1/1	6	266.0	257	162	131	134	236	55	6	23	.252	24	21	0	8	10
Opponents	4.09	17-13	30	30	0	1/1	7	268.2	244	142	122	130	245	44	0	17	.244	30	22	2	12	23

PB - Team (8), J Alexander 5, D LaManna 3, Opp (4). Pickoffs - Team (4), C Brown 1, E Tenuta 1, C Junker 1, D LaManna 1, Opp (4). SBA/ATT - D LaManna (18-24), J Alexander (8-9), J Boyle (6-7), C Brown (6-7), C Junker (3-5), A Holubecki (4-5), T Sheehan (3-4), A Belcik (2-2), A Tyrell (2-2), Z Martin (1-1), T Vail (0-1), S Combs (0-1), Z Dreznin (0-1), E Tenuta (1-1).