



# NOTRE DAME

## WOMEN'S BASKETBALL

### FIGHTING IRISH MEDIA

#### Primary Women's Basketball Contact

<b>Josh Bates</b> @Josh13Bates	jbates2@nd.edu 574-310-9954
-----------------------------------	--------------------------------

## FINAL NOTES

## 2019 NCAA RUNNERS-UP

### 2018-19 RESULTS (35-4, 14-2)

Date	Opponent	TV	Time/Result
N9	Harvard	ACCN Extra	W, 103-58
N12	Penn	ACCN Extra	W, 75-55
N17	at #15/15 DePaul		W, 101-77
N22	vs Gonzaga+		W, 81-65
N23	vs Drake+		W, 82-64
N24	vs #9/8 Oregon State+		W, 91-81
N29	#14/15 Iowa^	ESPN2	W, 105-71
D2	#2/2 UConn&	ESPN	L, 89-71
D8	at Toledo		W, 72-56
D16	Binghamton	ACCN Extra	W, 103-53
D19	Western Kentucky	ACCN Extra	W, 94-53
D22	at #19/17 Marquette	FS1	W, 87-63
D30	Lehigh	ACCN Extra	W, 95-68
J3	Pittsburgh*	ACCN Extra	W, 100-44
J6	at Georgia Tech*	RSN	W, 76-55
J10	#2/2 Louisville*	ESPN	W, 82-68
J13	Wake Forest*	ACCN Extra	W, 78-48
J16	at Virginia Tech*	ACCN Extra	W, 80-51
J20	Boston College*	ACCN Extra	W, 92-63
J24	at Tennessee	ESPN/ESPN2	W, 77-62
J27	at North Carolina*	ACCN Extra	L, 78-73
J31	at Clemson*	ACCN Extra	W, 101-63
F3	Georgia Tech*	RSN	W, 90-50
F7	#25/25 at Miami*	ACCN Extra	L, 72-65
F10	#24/19 Florida State*	ESPN	W, 97-70
F13	at Boston College*	ACCN Extra	W, 97-47
F18	at #9/11 NC State*	ESPN2	W, 95-72
F21	Duke*	ACCN Extra	W, 89-61
F25	at #17/18 Syracuse*	ESPN2	W, 98-68
M3	Virginia*	RSN	W, 103-66
M8	North Carolina#	RSN	W, 95-77
M9	#18/16 Syracuse#	ESPNU	W, 91-66
M10	#3/3 Louisville#	ESPN2	W, 99-79
M23	#16 Bethune-Cookman!	ESPN2	W, 92-50
M25	#9 Michigan State!	ESPN2	W, 91-63
M30	#4 Texas A&M!	ESPN2	W, 87-80
A1	#2 Stanford!	ESPN2	W, 84-68
A5	#2 UConn!	ESPN2	W, 81-76
A7	#1 Baylor!	ESPN	L, 82-81

+ - Vancouver Showcase

^ - ACC/Big Ten Challenge

& - Jimmy V Classic | Hartford, Connecticut

\* - Atlantic Coast Conference game

# - ACC Tournament (Greensboro, N.C.)

! - NCAA Championship



### BY THE NUMBERS

<b>10,230</b>	Total career points among the five starters - ranks as the most ever in women's or men's basketball history
<b>2,626</b>	Career points for Ogunbowale - became Notre Dame's all-time scoring leader on Feb. 21 vs Duke, surpassing Skylar Diggins-Smith's mark of 2,357. Ranks 3rd all-time on the ACC list.
<b>999</b>	All-time Notre Dame program wins
<b>923</b>	Coach McGraw Career Wins - surpassed Jim Foster for sole possession of 7th place on all-time wins list
<b>835</b>	Coach McGraw wins at Notre Dame
<b>232</b>	Consecutive weeks ranked in the AP Poll - ranks 3rd // 163 straight weeks in the top-10 - ranks 2nd
<b>90-5</b>	Notre Dame's record in league play since joining the ACC for 2013-14 season
<b>67</b>	NCAA Tournament wins - 4th most in Division I
<b>58</b>	Straight conference wins at home, dating back to 2012
<b>27</b>	Total conference championships
<b>24</b>	straight NCAA Championship appearances - fourth longest active streak & fifth longest all-time
<b>22</b>	Different All-Americans
<b>13</b>	Total ranked wins on the year - leads the nation
<b>11</b>	30-win seasons in program history and 9th straight year
<b>9</b>	Final Four appearances - ranks as fifth most
<b>8</b>	Regular season league championships in a row (2 Big East / 6 ACC)
<b>7</b>	NCAA Title game appearances - 1 of 4 schools to do so (Tennessee, UConn and La Tech)
<b>6</b>	Top 10 ranked wins - leads the country
<b>4</b>	New record holders at ND: Arike - scoring / Marina - three pointers / Brianna - rebounds & blocks
<b>2</b>	National Titles - Notre Dame became the seventh program with multiple national championships
<b>1</b>	No. 1 ranked RPI & SOS



## NOTRE DAME ROSTER

No.	Name	Position	Height	Year	Hometown	Previous School
0	Jordan Nixon	G	5-8	Fr.	New York City, N.Y.	Mary Louis Academy
2	Kaitlin Cole	G	5-10	Jr.	Toledo, Ohio	Sylvania Northview
3	Marina Mabrey	G	5-11	Sr.	Belmar, N.J.	Manasquan
5	Jackie Young	G	6-0	Jr.	Princeton, Ind.	Princeton Community
10	Katlyn Gilbert	G	5-10	Fr.	Indianapolis, Ind.	Heritage Christian
11	Brianna Turner	F	6-3	Gs.	Pearland, Texas	Manvel
20	Nicole Benz	G	5-8	So.	Valencia, Calif.	William S. Hart
12	Abby Prohaska	G	5-10	Fr.	Liberty Township, Ohio	Lakota West
22	Danielle Cosgrove	F	6-4	Fr.	Holbrook, N.Y.	Sachem East
24	Arike Ogunbowale	G	5-8	Sr.	Milwaukee, Wis.	Divine Savior Holy Angels
30	Mikayla Vaughn	C	6-3	So.	Philadelphia, Penn.	Paul VI
32	Jessica Shepard	F	6-4	Sr.	Fremont, Neb.	Nebraska / Fremont
33	Danielle Patterson	F	6-2	So.	Brooklyn, N.Y.	Mary Louis Academy
40	Maureen Butler	F	6-1	Jr.	Livonia, Mich.	Dearborn Divine Child

Karen & Kevin Keyes Women's Basketball Head Coach	Muffet McGraw	Saint Joseph's '77	32nd Season / 37th Overall
Associate Head Coach	Carol Owens	Northern Illinois '90	19th Season
Associate Head Coach	Niele Ivey	Notre Dame '00	12th Season
Associate Coach	Beth Cunningham	Notre Dame '97	7th Season
Director of Operations / Sport Administrator	Katie Capps	Western Kentucky '02	4th Season / 1st as Admin
Video Coordinator	James Spinelli	Temple '14	1st Season



### AT THE HELM

Karen and Kevin Keyes head coach Muffet McGraw completed her 32nd season at the helm of the Irish (835-234) and 37th year overall as a head coach (923-275). With 923 career wins, McGraw surpassed Jim Foster (903) for sole possession of seventh place among Division I coaches. McGraw also ranks sixth among active coaches.

McGraw is also just one of four coaches (men's or women's basketball) in NCAA Division I history with over 900 wins, nine Final Fours and multiple national championships. The prestigious list includes Pat Summitt, Geno Auriemma and Duke men's coach Mike Krzyzewski.

In September of 2017, McGraw was enshrined into the Naismith Memorial Basketball Hall of Fame, becoming the 32nd woman ever to do so and 13th female coach.

Coach McGraw now boasts nine Final Fours (third behind Auriemma and Summitt), seven NCAA title game appearances and the third most NCAA Tournament wins with 67. Coach McGraw is also the sixth different coach with multiple NCAA titles, joining Auriemma, Summitt, Linda Sharp, Tara VanDerveer and Kim Mulkey.

### NEWEST MEMBER OF THE 900 CLUB

Against the very school in which she began her head coaching career, Coach McGraw joined the 900-win club when the Irish defeated Lehigh on Dec. 30. McGraw became the fourth fastest Division I coach to reach the 900 win milestone, doing so in 1,172 games:

Geno Auriemma	1,034 games
Pat Summitt	1,072 games
Tara VanDerveer	1,104 games

## PRONUNCIATION

Niele Ivey	knee-ELL
Katlyn Gilbert	Kate-lyn
Marina Mabrey	MAY-bree
Arike Ogunbowale	uh-REE-kay
	OH-goon-buh-WALL-ay
Brianna Turner	bree-ON-uh

## TEAM INFORMATION

Conference	Atlantic Coast
Home Arena (Capacity)	Purcell Pavilion (9,149)
Starters Returning/Lost	4/1
Total Returning/Lost	9/4
Newcomers	4
First Season	1977-78
Full Seasons	41
All-Time Record	999-333 (.750)
NCAA Appearances/Record	26 / 67-24 (.736)
First/Last NCAA Appearance	1992 / 2018
ACC Member	2013-14 - present
ACC Regular Season	90-5 (.947)
ACC Tournament	17-1 (.933)
ACC Tournament Championships	4 (2014-17)

## NATIONAL RANKINGS

### 2018-19 AP TOP 25 (Final)

1. Baylor
2. UConn
3. Notre Dame
4. Mississippi State
5. Louisville
6. Stanford
7. Oregon
8. Iowa
9. Maryland
10. NC State
11. Oregon St
12. Syracuse
13. Iowa St
14. Texas A&M
15. South Carolina
16. Gonzaga
17. Kentucky
18. Marquette
19. Miami
20. UCLA
21. Rice
22. Arizona St
23. Texas
24. DePaul
25. Florida St

### Receiving Votes:

Drake 54, South Dakota State 35, BYU 24, Florida Gulf Coast 14, Missouri 14, South Dakota 14, Kansas State 8, UCF 3, Quinnipiac 1, Wright State 1

### 2018-19 USA TODAY COACHES (Postseason)

1. Baylor
2. Notre Dame
3. UConn
4. Oregon
5. Mississippi State
6. Louisville
7. Stanford
8. Iowa
9. NC State
10. Oregon State
11. Maryland
12. Texas A&M
13. South Carolina
14. UCLA
15. Arizona State
16. Syracuse
17. Iowa State
18. Gonzaga
19. Marquette
20. Miami
21. Kentucky
22. South Dakota State
23. Florida State
24. Missouri State
25. DePaul

### Receiving Votes:

Missouri 31, Rice 30, Drake 12, Rutgers 8, Michigan 4, Boise State 3, Texas 3, BYU 3, Arizona 2, Michigan State 1







## NCAA NATIONAL RANKINGS

Statistic	Nat'l Rank	Conf Rank	Value	National Leader	Value
A/TO Ratio	6	1	1.51	Oregon	1.88
Assists/Game	4	1	20.6	Baylor	22.4
Blocks/Game	19	1	5.1	Baylor	7.2
D-Reb/Game	15	2	29	Baylor	32
FG%	2	1	.508	Iowa	.515
Free Throw Attempts	1	1	827		
Free Throws Made	1	1	617		
Fouls/Game	5	2	13.0	UConn	12.1
Rebound Margin	4	1	10.5	Baylor	17.0
Rebounds/Game	4	1	44.26	Troy	50.48
Scoring Margin	4	1	23.6	Mississippi State	28.0
Scoring Offense	1	1	88.6		
3PT FG Defense	33	1	.286	Drexel	.245
3PT FG %	20	2	.367	Oregon	.415
Statistic	Player	Nat'l Rank	Value	National Leader	Value
A/TO Ratio	Jackie Young	19	2.63	Jazzmun Holmes, Miss St	4.81
	Marina Mabrey	27	2.44		
Assists/Game	Jackie Young	44	5.1	Amy O'Neill, St. Francis Brooklyn	8.6
Blocks/game	Brianna Turner	9	2.79	Nancy Mulkey, Rice	3.92
Double-Doubles	Jessica Shepard	13	19	Megan Gustafson, Iowa	33
FG Attempts	Arike Ogunbowale	2	680	Aari McDonald, Arizona	688
FG Made	Arike Ogunbowale	4	303	Megan Gustafson, Iowa	412
	Jessica Shepard	11	268		
	Brianna Turner	35	224		
FG%	Brianna Turner	5	.631	Megan Gustafson, Iowa	.696
	Jessica Shepard	13	.594		
	Jackie Young	40	.528		
Final Points	Arike Ogunbowale	4	849	Megan Gustafson, Iowa	1,001
	Jessica Shepard	33	634		
FT Attempts	Arike Ogunbowale	12	214	Cierra Dillard, Buffalo	287
FT Made	Arike Ogunbowale	14	172	Cierra Dillard, Buffalo	233
O-Reb/Game	Jessica Shepard	24	4	Teaira McCowan, Miss State	6
Points/Game	Arike Ogunbowale	12	21.8	Megan Gustafson, Iowa	27.8
Rebounds/Game	Jessica Shepard	37	10.3	Kristine Anigwe, California	16.2
3PT FG%	Marina Mabrey	26	.408	Marta Gomez, Wyoming	.474

the only starting five to be taken in the first 20 picks. Jackie Young became the second Irish player in program history selected No. 1 overall, joining Jewell Loyd, when she was picked by the Las Vegas Aces. Notre Dame now joins Stanford, Tennessee and UConn as the only programs with multiple No. 1 overall selections.

Moments later, the Dallas Wings selected Arike Ogunbowale fifth overall. This marked the first time the Irish had two first round picks within the top five.

History continued with the 11th overall pick, where the

Atlanta Dream selected Brianna Turner, thus marking the first time Notre Dame had three first round picks.

However, shortly after, the Mercury traded for the rights of Turner, shipping the forward to Phoenix, Arizona. Next up, Jessica Shepard went 16th overall to the Minnesota Lynx. Then Marina Mabrey completed the group after going 19th overall to the Los Angeles Sparks.

### STATISTICAL CHAMPION

The 2018-19 version of the Fighting Irish earned a statistical championship by season's end for the country's

top offense. Averaging a blistering 88.6 points per game, it marks the first time in which the Irish finished as the nation's top offense. All-in-all, the Irish totaled 3,454 points.

Notre Dame's scoring average will also go down as the program's top offense as well. The 2013-14 Irish squad led by Kayla McBride and Natalie Achonwa previously held the record at 86.1 ppg (3,271 points in 38 games).

### RECORD BREAKER X 3

Three players --> Four different record holders. Arike Ogunbowale became Notre Dame's all-time scoring leader on Feb. 21 vs Duke. The senior surpassed Skylar Diggins-Smith's record of 2,357 career points. In addition, Ogunbowale was just 1-of-5 Irish greats to score over 2,000 points, joining Ruth Riley, Katryna Gaither, Beth (Morgan) Cunningham and of course Skylar Diggins-Smith. Ogunbowale ultimately finished with 2,626 career points, which ranked third all-time in the ACC.

On March 9 in the ACC Semis vs Syracuse, Marina Mabrey became Notre Dame's made three-pointers record holder. Mabrey went 4-for-9 from deep, surpassing Alicia Ratay (262). The senior finished with 274 career made threes, which ranks eighth all-time in the ACC.

Next, on March 25 vs Michigan State, Brianna Turner became the new rebounding leader at Notre Dame, surpassing Ruth Riley's mark of 1,007. Turner finished with 1,048 rebounds.

However, Turner wasn't done there, becoming the program's new blocks leader on the game-clinching play of the National Semifinal vs. UConn. Turner surpassed Ruth Riley's 370 mark to finish with 372 --> third all-time in the ACC.

\*Honorable Mention to Jessica Shepard, who after two years with the Irish, posted a 9.2 career rebounding average. That number qualifies for first all-time.

### TEAM RECORDS SHATTERED

In addition to boasting the program's top scoring offense all-time, the Irish set several new top marks as well. The 2018-19 Irish now rank first in rebounds (1,726), assists (804) and assist-to-turnover ratio (1.51). They destroyed the record for most combined double-doubles in a season with 46 -- the previous was 25.

Notre Dame also came in second in the following: shooting percentage (.508), rebound margin (+10.5) and blocked shots (199). Ranked third in largest scoring margin (+23.6).

Note, this year's squad's shooting percentage of .508 is the best in 31 years and second only to the 1987-88 squad's 53.2 percent. Note the '88 Irish shot significantly less, making 836-of-1,572.

**NOTRE DAME'S RECORD WHEN ...****Day of the Week**

Sunday	9-3
Monday	5-0
Tuesday	
Wednesday	3-0
Thursday	7-1
Friday	4-0
Saturday	7-0

**Time of Game**

Day games (before 6 pm local time)	19-2
Night games (6 pm or later local time)	16-2

**Location**

Home games	16-1
Road games	10-2
Neutral site	9-1

**Halftime Score**

Leading at the half	29-1
Tied at the half	1-0
Trailing at the half	5-3

**Individual Scoring**

Two or fewer double-figure scorers	
Three double-figure scorers	7-0
Four double-figure scorers	13-3
Five or more double-figure scorers	15-1

**Rebounding margin**

More rebounds than opponent	32-2
Same number of rebounds	1-0
Fewer rebounds than opponent	2-2

**Field goal shooting**

Shot higher percentage than opponent	34-1
Shot same percentage as opponent	
Show lower percentage than opponent	1-3
Shot 45% or better	31-1
Shoot less than 45%	3-2
Hold opponent under 40%	23-1

**Free-throw margin**

Make more free-throws than opponent	33-2
Make same number of free-throws	1-0
Make fewer free-throws than opponent	1-2

**Turnovers**

Commit fewer turnovers	22-0
Commit same number of turnovers	3-0
Commit more turnovers	10-4

**Uniform Combinations**

White jerseys with blue trim	20-1
White jerseys with green trim	4-1
Blue jerseys	10-2
White jerseys with pink trim	1-0

**Miscellaneous**

Vs. top-25	13-3
Vs. top-10	6-2
When ranked higher	33-3
When ranked lower	2-1
On commercial tv	17-2
In overtime games	

**Margin of Victory**

1-5 points	1-2
6-10 points	2-1
11-15 points	2-0
16-20 points	7-1
21+ points	23-0

**Month**

November	7-0
December	5-1
January	8-1
February	6-1
March	7-0
April	2-1

**WHAT WE'VE LOST**

With the starting five's departure to the WNBA and Patterson's transfer, the Irish will be losing 83.5 points per game a.k.a. 94.2 percent of their offense. The 83.5 ppg marks the most of any program in Division I history, for no team has ever lost 80 or more. The 2017-18 Ohio State squad previously holding the top mark at 79.5 ppg.

The 94.2 percent of offense lost ranks as the most all-time for a Power-Five school. The 2017-18 Ohio State squad lost 93.6 percent.

**VANQUISHING A FINAL FOUR FOE**

Rallying down nine points in the fourth, the Irish vanquished UConn, 81-76, in a National Semifinal that featured 26 lead changes and nine ties. Notre Dame is now 5-3 all-time against the Huskies in the NCAA Tournament, with a 5-1 mark in National Semifinals.

The five NCAA Tournament wins against UConn not only stands as the most, but also doubles the next highest team.

Overall, over the last 11 years, Notre Dame has defeated UConn nine times -- all other Division I teams have combined for eight wins.

**A 30-WIN CAMPAIGN**

Notre Dame wrapped the year with a 35-4 overall record, marking the program's ninth consecutive 30-win season and 11th in school history. Nationally, only UConn has a longer active streak of 30-win seasons at 14, while Baylor matches the Irish with a streak that

began in 2010-11.

**BACK AS A NO. 1 SEED**

For the ninth time in program history, the Irish were a No. 1 seed in the Big Dance. Notre Dame has now been named a No. 1 seed eight years in a row, which is the best active streak in the country. In addition, Notre Dame is now 41-7 all-time as a top-seed in the Dance, with five of the losses coming to fellow No. 1 seeds.

**ACC CHAMPS**

Notre Dame earned its sixth straight ACC regular season title and eighth straight conference regular season title when dating back to the final two years of the Big East. The six consecutive regular season titles tie the all-time mark set by Virginia from 1991-96.

In addition, the eight in a row now marks the second highest active streak in the country, only behind nine from Baylor. Green Bay lost its streak of 20 to Wright State this season in the Horizon League.

**TEAM OF ALL-AMERICANS**

All five starters averaged over 12.5 ppg - no other team could claim that about their starters - as the group accounted for over 90 percent of the team's offense. More impressively, the team averaged 20.6 assists/game which ranked 4th in the nation, as Ogunbowale, Mabrey and Young all averaged over 3.8 assists/game and ranked within the top 10 in the ACC in assists.

Keep in mind, Notre Dame's starters accomplished these top offensive stats against the nation's No. 1 rated strength of schedule, in the No. 1 RPI ranked conference in the ACC and with the No. 1 ranked overall team RPI.

With that said, Ogunbowale, Shepard and Young picked up AP All-American honors.

Ogunbowale also earned All-American honors from ESPNW, USBWA and the WBCA. Mabrey, Shepard, Turner and Young all were named WBCA All-America finalists.

**TOP RESUME IN THE COUNTRY**

Despite coming up short in the title game, you can't take away the fact that the Irish boasted the nation's top resume. ND totaled 15 RPI top 25 wins, which not only led the country, but essentially doubled the next best team. Notre Dame boasted wins over Louisville (x2), Iowa, NC State, Syracuse (x2), Marquette, Gonzaga, DePaul, Drake, Florida State, Oregon State, Texas A&M, Stanford and UConn.

The Irish also boast 13 top-25 ranked wins and six against the top 10 - both led the nation.

**SPECIAL ABILITY: TRIPLE DOUBLE**

Jackie Young became the first Irish player to record two triple-doubles in the same season. Young joins Skylar



## GAME BY GAME STARTING LINEUPS

DATE	OPPONENT	LINEUP					RECORD
11/9	Harvard	Nixon	Ogunbowale	Young	Shepard	Turner	1-0
11/12	Penn	Nixon	Ogunbowale	Young	Shepard	Turner	2-0
11/17	DePaul	Nixon	Ogunbowale	Young	Shepard	Turner	3-0
11/22	Gonzaga	Prohaska	Ogunbowale	Young	Shepard	Turner	1-0
11/23	Drake	Prohaska	Ogunbowale	Young	Patterson	Turner	1-0
11/24	Oregon St	Mabrey	Ogunbowale	Young	Shepard	Turner	1-0
11/29	Iowa	Mabrey	Ogunbowale	Young	Shepard	Turner	2-0
12/2	UConn	Mabrey	Ogunbowale	Young	Shepard	Turner	2-1
12/8	Toledo	Mabrey	Ogunbowale	Young	Shepard	Turner	3-1
12/16	Binghamton	Mabrey	Ogunbowale	Young	Shepard	Turner	4-1
12/19	WKU	Mabrey	Ogunbowale	Young	Shepard	Turner	5-1
12/22	Marquette	Mabrey	Ogunbowale	Young	Shepard	Turner	6-1
12/30	Lehigh	Mabrey	Ogunbowale	Young	Shepard	Turner	7-1
1/3	Pitt	Mabrey	Ogunbowale	Young	Shepard	Turner	8-1
1/6	Georgia Tech	Mabrey	Ogunbowale	Young	Shepard	Turner	9-1
1/10	Louisville	Mabrey	Ogunbowale	Young	Shepard	Turner	10-1
1/13	Wake Forest	Mabrey	Ogunbowale	Young	Shepard	Turner	11-1
1/16	Virginia Tech	Mabrey	Ogunbowale	Young	Shepard	Turner	12-1
1/20	Boston College	Mabrey	Ogunbowale	Young	Shepard	Turner	13-1
1/24	Tennessee	Mabrey	Ogunbowale	Young	Shepard	Turner	14-1
1/27	UNC	Mabrey	Ogunbowale	Prohaska	Shepard	Turner	0-1
1/31	Clemson	Mabrey	Ogunbowale	Young	Shepard	Turner	15-1
2/3	Georgia Tech	Mabrey	Ogunbowale	Young	Shepard	Turner	16-1
2/7	Miami	Mabrey	Ogunbowale	Young	Shepard	Turner	16-2
2/10	FSU	Mabrey	Ogunbowale	Young	Shepard	Turner	17-2
2/13	Boston College	Mabrey	Ogunbowale	Young	Shepard	Turner	18-2
2/18	NC State	Mabrey	Ogunbowale	Young	Shepard	Turner	19-2
2/21	Duke	Mabrey	Ogunbowale	Young	Shepard	Turner	20-2
2/25	Syracuse	Mabrey	Ogunbowale	Young	Shepard	Turner	21-2
3/3	Virginia	Mabrey	Ogunbowale	Butler	Shepard	Turner	22-2
3/8	North Carolina	Mabrey	Ogunbowale	Young	Shepard	Turner	23-2
3/9	Syracuse	Mabrey	Ogunbowale	Young	Shepard	Turner	24-2
3/10	Louisville	Mabrey	Ogunbowale	Young	Shepard	Turner	25-2
3/23	BCU	Mabrey	Ogunbowale	Young	Shepard	Turner	26-2
3/25	MSU	Mabrey	Ogunbowale	Young	Shepard	Turner	27-2
3/30	Texas A&M	Mabrey	Ogunbowale	Young	Shepard	Turner	28-2
4/1	Stanford	Mabrey	Ogunbowale	Young	Shepard	Turner	29-2
4/5	UConn	Mabrey	Ogunbowale	Young	Shepard	Turner	30-2
4/7	Baylor	Mabrey	Ogunbowale	Young	Shepard	Turner	30-3

### Season/Career Start Totals

Player	2018-19	Career	Streak
Brianna Turner	39	138	39
Arike Ogunbowale	39	113	102
Jackie Young	37	75	9
Jess Shepard	38	76	34
Marina Mabrey	34	110	34
Jordan Nixon	3	3	0
Abby Prohaska	3	3	1
Danielle Patterson	1	1	0
Maureen Butler	1	1	1

### Record When Starting

Player	2018-19	Career
Arike Ogunbowale	35-4	102-11
Brianna Turner	35-4	128-10
Jackie Young	34-3	69-6
Jess Shepard	34-4	69-7
Marina Mabrey	30-4	99-11
Jordan Nixon	3-0	3-0
Abby Prohaska	2-1	2-1
Danielle Patterson	1-0	1-0

Diggins for the most in a career with two. In addition, Young is now 1-of-7 Division I players this year to achieve multiple triple-doubles.

The junior recorded the 7th triple-double in Irish history at Tennessee (1/24), logging 16 points, 12 rebounds and 10 assists. Then earned the 8th vs Virginia (3/3) when she accomplished 22 points, 10 rebounds & 11 assists.

Young also flirted with a triple-double at No. 17 Syracuse (2/25) where she earned a career high 12 assists to go with 10 points and 8 boards.

### 1-2 DOUBLE-DOUBLE COMBO PUNCH

Shepard tallied 19 double-doubles on the year, which tied Natalie Achonwa for the most in a season. In fact, Shepard went on a tear at the end of the year, recording 11 double-doubles over the last 14 games -- five of which came in the NCAA Tournament. Overall on the year, Shepard posted three double-doubles of 15+ points, 15+ rebounds and six double-doubles with 20+ points.

Shepard was followed by junior Jackie Young, who broke the double-double record by a guard with 12. Young also finished the year strong, tallying five double-doubles over the last 10 games.

Interesting to note though, that nine of the games in which Young recorded a double-double, Shepard recorded one as well.

Career wise, despite just two seasons at Notre Dame, Shepard still worked her way up to fourth all-time in program history, earning 34 double-doubles. Meanwhile, Young racked up 17 career double-doubles, which tied Lindsay Schrader for the most by a guard. Lastly, Young and Virginia's Jocelyn Willoughby (10) were the only two guards this year with double-digit double-doubles.

### 2,000 POINTS & 1,000 REBOUNDS

Shepard reached a very rare milestone at UNC on Jan. 27 -- surpassing 2,000 career points and 1,000 career rebounds. The senior ultimately ended her career with 2,340 points and 1,248 rebounds.

The only Irish player to ever achieve this impressive feat was 2001 graduate Ruth Riley, who garnered 2,072 points and 1,007 rebounds. That was until the last game of the season, when Brianna Turner accomplished the feat, finishing with 2,017 points and 1,048 rebounds.

Shepard and Turner were just 1-of-10 active DI players to possess over 2,000 points and 1,000 rebounds.

### WHERE THE ASSISTS WILL COME FROM

In the 2017-18 season, a program first occurred, when



three Irish players all recorded over 100 assists in a season. Mabrey led with 168, followed by 139 from Young and 105 from Ogunbowale.

This year, the Irish took it up a notch as four players all surpassed the century mark: Young (192), Ogunbowale (147), Mabrey (171) and Shepard (126).

Only Notre Dame and Baylor had four players with 100+ assists this season.

Young and Mabrey were dynamic in distribution all year. Young led the team in assists, averaging 5.1/ game, which ranked 2nd in the ACC & 44th in the country. Over the last 11 games she tallied 65 assists with only 20 turnovers. Overall, Young's 2.63 assist-to-turnover ratio led the league, ranked 19th in the nation and third in program history.

Mabrey averaged 5.0 assists/game, which ranked 3rd in the ACC. Her 2.44 assist-to-turnover ratio ranked 2nd in the league, 27th in the country and 5th all-time. During the NCAA Tournament, Mabrey dished out 38 assists thus 6.3 assists/game. In addition, she broke the NCAA National Semifinal game record by dishing out 12 assists against UConn (4/5). It also marked a career high, topping her previous mark of 10.

More impressively is the fact that Mabrey joined Lindsay Allen, Skylar Diggins, Niele Ivey, Mollie Peirick, Karen Robinson and Megan Duffy in the 1,000 points, 500 assists club.

**ACC DEFENSIVE PLAYER OF THE YEAR**

For the third time of her career, Brianna Turner was named the ACC Defensive Player of the Year. Turner joined Irish Ring of Honor inductee Ruth Riley as the program's only three-time conference defensive player of the year award winners. Turner averaged a league best 3.1 blocks/game in ACC play only.

Overall, Turner averaged 2.8 blocks per game, which led all players in the ACC and ranked 9th in the nation. The Texas native totaled 109 blocks on the year, as only her and Ruth Riley (113 in 2001) have posted 100+ blocks in a season.

Turner collected a season high total of five blocks on six separate occasions this year, including twice in the NCAA Tournament.

**IRISH SHARPSHOOTERS**

Two Irish players ranked in the top 15 in the nation in shooting percentage, shooting over 59 percent each. Add in Jackie Young and you have three players all shooting over 52 percent and ranked within the top 40:

- 5. Turner - 63.1 percent
- 13. Shepard - 59.4 percent

40. Young - 52.8 percent

Turner and Shepard were the only post duo in the country to both shoot over 59 percent. The two towers ranked 1st and 2nd respectively, in the ACC in field goal percentage.

In addition, Young's 52.8 percent ranked fourth among Division I guards.

As a team, the Irish shot 50.8 percent, which led the country for a majority of the season before finishing second to Iowa.

**THE FAST BREAK AND POINTS IN THE PAINT**

The top team in points in the paint? The answer - the Fighting Irish, who averaged 50.0 ppg. The next best team --> Mississippi State.

Team	Total	Avg
Notre Dame	1893	51.2
Mississippi State	1618	44.9

Then there's the fast break, where the Irish finished in the top-three in the country at 17.0/game. New Mexico and Marquette took the top two spots, averaging 20/ game.

**TOP ACC RANKING FOR EACH STARTER**

Continuing with the theme that each Irish starter was worthy of an All-American honor is the fact that each starter ranked first or in the top three in the ACC in at least one statistical category:

- Mabrey --> 2nd in A/TO Ratio (2.4); 3rd in 3PT FG% (.408) & Assists (5.0)
- Turner --> 1st in blocks (2.8) & 1st in FG% (.631)
- Ogunbowale --> 1st in scoring (21.8)
- Shepard --> 1st in O-Reb (3.9); 2nd in FG% (.594); 3rd in Reb (10.3)
- Young --> 1st in A/TO Ratio (2.6) & 2nd in Assists (5.1)

**BEST IRISH PLAYER IN ACC PLAY ONLY?**

Only one player in all of the ACC came claim they ranked in the top 15 in eight different statistical categories in league play only. The answer: Notre Dame's Jessica Shepard.

Shepard ranked 9th in Scoring (16.5), 3rd in Rebounds (10.0), 2nd in FG% (.597), 13th in Assists (3.5), 6th in FT% (.831), 12th in A/TO Ratio (1.4), 2nd in O-Reb (3.7) and 5th in D-Reb (6.3).

**NO. 3 FOR THREE**

Mabrey shot 40.8 percent from three this season, which ranked 3rd in the ACC and 26th in the country. In ACC play only, Mabrey knocked down 47.9 percent from deep, which led the league. In addition, Mabrey averaged a team best 2.4 threes per game.

Mabrey's .400 career three point shooting percentage ranked 5th all-time at ND.

Overall, the New Jersey native knocked down 80 made treys on the year, which ranked 4th. She recorded a stretch in which she notched 24 straight games with a three, which ranked 2nd all-time behind Beth (Morgan) Cunningham's 35.

Lastly, Mabrey was 1-of-6 Division I players with over 170 assists and 80 made threes (only one in ACC).

**END OF A MABREY ERA**

Marina paced the Irish in made threes for the third consecutive year. It marked the fifth time in six seasons that a Mabrey has led the Irish. The irony is that the exception came in 2015-16, the one year Marina and Michaela played together. Madison Cable paced ND with 73 triples that season, followed by Michaela's 64.

**ALL FIVE STARTERS NAB ALL-CONFERENCE HONORS**

All five starters found themselves on either the Blue Ribbon Panel's or Coaches' Panel First or Second Team all-conference lists. This marked the most selections the Fighting Irish have ever received for end of the year all-conference teams.

Ogunbowale & Shepard were First Team selections for the second straight year. Young was unanimous Second Team pick on both. Turner was Second Team on BRP while Mabrey was Second Team on Coaches.

Turner became the first Irish player to earn All-Conference honors all four years in the ACC and the fifth ever to do so, joining Jacqueline Batteast, Skylar Diggins, Beth Morgan and Sandy Botham. Turner also received All-Defensive honors all four years as well.

**COACH OWENS RAKING IN THE HONORS**

A STEP UP, an Assistant Coaches Professional Development Symposium, announced on March 5 its inaugural Assistant Coaches Hall of Fame Class. Notre Dame Associate Head Coach Carol Owens was one of the 12 members selected.

Then on March 13, the WBCA announced Owens as their Division I Assistant Coach of the Year. She becomes the second Irish assistant to win the award in its fourth year of existence.

**MCDONALD'S ALL-AMERICANS**

Both Class of 2019 signees picked up a major honor on Jan. 24, when Samantha Brunelle (Ruckersville, Va.) and Anaya Peoples (Danville, Ill.) were named to the 2019 McDonald's All-American Game, which took place in Atlanta on March 27.

Brunelle's West team won, 83-68. Brunelle recorded





seven points on a perfect 3-for-3 day, reeling in three boards as well. Peoples led the East squad with 11 points and eight rebounds.

### **STAT SHEET STUFFER**

A stat sheet stuffer game can also be called a 5-5-5 game, in which a player records at least five of three different stats. Jackie Young finished as the top Irish player with 15. Next best was Shepard with 11.

### **TAKING OVER IN THE 2ND HALF VS LOUISVILLE**

After sitting with just four points at the half vs No. 2 Louisville on Jan. 10, Arike took over the game in the second half where she shot 7-of-9 from the field, 2-for-2 from three and 10-for-10 from the free-throw line, finishing with 30 points for the game. Arike hit a buzzer beating trey at the end of the third and a dagger three with 40 seconds left to push the Irish up by seven. More impressively is the fact that Arike totaled 12 points in the final 40 seconds of the game.

### **BEAST ON THE BOARDS**

Against No. 2 Louisville on Jan. 10, Shepard reeled in 15 boards, crossing over the 1,000 career rebound mark.

Now since Shepard's first two seasons were at Nebraska, her four-year career totals don't count towards the Notre Dame record book. If it did, Shepard would rank above the new rebound record holder Bri Turner with 1,248 boards.

However, Shepard did break several rebounding records along the way. Over her junior and senior campaigns, Shepard reeled in 698 boards, blowing by Dev Peters record of 656. She recorded the most rebounds (390) and highest average (10.3) in a season. She also finished with the program's highest career rebounding average with 9.2.

### **RUTH RILEY - WBB HALL OF FAMER**

The Women's Basketball Hall of Fame announced Notre Dame alumna Ruth Riley as part of its 2019 induction class on Feb. 4. Riley and the rest of the 2019 class will be introduced at the Women's Final Four in Tampa in April, while the induction ceremony will take place June 8 in Knoxville, Tennessee.

### **MOST UNSELFISH GAME IN PROGRAM HISTORY**

Notre Dame made program history after leaving Georgia Tech with the 76-55 victory on Jan. 6. By halftime, the Irish were a perfect 17 assists on 17 made field goals and then finished the game with 30 assists on 34 made fields. That .882 assist/field goals made efficiency rating ranked as the best all-time in program history for a game in which they've tallied at least 30 field goals.

When only looking at games in which teams have made at least 30 field goals and 30 assists, Notre Dame's .882 mark led the country for a single game this season.

### **SPREADING THE WEALTH**

When you mix the high percentage shooting with the high assist total, you get our next stat. All five starters reached double-digit points in 14 separate games this season. Instances include Iowa, UConn, Binghamton, Lehigh, Georgia Tech, Boston College (x2), Clemson, NC State, Syracuse (x2), Virginia, Louisville and UConn.

### **THE 40TH MEMBER OF THE 1,000 POINT CLUB**

On Jan. 3, Young became the 40th member of the program's 1,000 career point club, scoring 16 points against Pitt. Now that Young has reached the milestone, Notre Dame and Marquette were the only two schools in the country with five starters over 1,000 career points.

### **BIG-GAME JACKIE**

The title says it all about guard Jackie Young. In the 2017-18 season, the Irish played 16 ranked opponents and in those games Young outperformed her season scoring average.

The trend of Big Game Jackie carried over into the 2018-19 season. Against 16 ranked opponents this year, Young is averaging 15.4 points, 8.3 rebounds and 4.9 assists.

### **PROTECTING THE HOUSE**

Purcell Pavilion continues to be one of the toughest venues to play in women's hoops. Over the last 112 games at home, the Irish have only lost three times, with all three coming against UConn.

Notre Dame is 482-93 all-time inside Purcell Pavilion. The Irish have sold out Purcell Pavilion 56 times and boasts a 46-10 record in those instances.

Most notably, however, has been how dominant the Irish have been in league play at home. Notre Dame has won a school-record 58 consecutive home conference games, beginning with a 66-47 win over Providence on Feb. 14, 2012, in BIG EAST play.

### **BREAKING HER OWN RECORDS A YEAR LATER**

A year after breaking the single season program scoring record and most 20-point scoring performances in a year, Arike outdid herself in her senior year. Arike averaged 21.8 points per game, totaling 849 points. She notched 27 games with 20-plus points. In addition, she tallied seven games with 30-plus points. Furthermore, she claimed the career marks in all three as well. Arike finished with 60 career games with 20-plus points and 11 games with 30-plus.

Arike tallied a career best seven straight to start the year. She was the only DI player in the country to start with seven in a row and also set a new ND career record, toppling '97 grad Katryna Gaither who achieved six straight to start the 96-97 season. Arike tied the seven

straight stretch again from Feb. 10-March 8.

### **REACHING THE CENTURY MARK**

When the Irish defeated Virginia on March 3, it marked the seventh time in which the Irish reached triple digits in a win:

103-66 win vs Virginia on March 3

101-63 win at Clemson on Jan. 31

100-44 win vs Pitt on Jan. 3

103-53 win vs Binghamton on Dec. 16

105-71 win vs No. 14 Iowa on Nov. 29

101-77 win vs No. 15 DePaul on Nov. 17

103-58 win vs Harvard on Nov. 9

### **GAME OF RUNS**

Basketball is a game of runs, and the Irish have achieved success by not allowing a single 10-0 run by any opponent for the first 27 games of the season. On Feb. 21, Duke became the first to do so with 12 straight points. In fact, Notre Dame leads its opposition, 42-4, in that category. Notre Dame recorded its best run of the season against Georgia Tech on Feb. 3, scoring 24 straight.

### **TURNER THE KEY**

The title says it all - when Turner started, the Irish went 128-10. That .928 starter winning percentage ranks as the best on the team.

### **A CLASS STUDENT-ATHLETE**

Brianna Turner was named a 2019 Senior CLASS All-American aka a top-10 finalist. The Senior CLASS Award recognizes those student-athletes who excel in four areas: classroom, character, community and competition.

### **NCAA TOURNAMENT NOTABLES**

Arike posted 155 points during ND's tourney run, which topped her total last year to rank 4th all-time. Arike poured in 54 points at the Final Four, which also ranked 4th. Over her four-year career, Arike tallied 414 points in the Big Dance, which ranked 6th.

During the six-game tournament, Turner collected 22 blocks (ranked 4th all-time) and 75 rebounds (ranked 2nd).

Mabrey set the National Semifinal record for assists with 12.



**Leading Scorer**

<b>Arike Ogunbowale</b>	24 (64)
<b>Marina Mabrey</b>	6 (30)
<b>Jackie Young</b>	6 (14)
<b>Jess Shepard</b>	4 (13)
<b>Brianna Turner</b>	0 (28)

**Leading Rebounder**

<b>Jess Shepard</b>	17 (39)
<b>Brianna Turner</b>	12 (66)
<b>Jackie Young</b>	7 (20)
<b>Arike Ogunbowale</b>	4 (18)
<b>Marina Mabrey</b>	0 (2)

**Leader in Assists**

<b>Jackie Young</b>	16 (27)
<b>Marina Mabrey</b>	12 (35)
<b>Arike Ogunbowale</b>	11 (15)
<b>Jess Shepard</b>	4 (9)
<b>Abby Prohaska</b>	1 (1)

**20-Point Scoring Games**

<b>Opponents</b>	20
<b>Notre Dame</b>	58
<b>Arike Ogunbowale</b>	27 (60)
<b>Jackie Young</b>	8 (19)
<b>Jessica Shepard</b>	8 (45)
<b>Marina Mabrey</b>	8 (30)
<b>Brianna Turner</b>	7 (24)

**30-Point Scoring Games**

<b>Opponents</b>	2
<b>Notre Dame</b>	8
<b>Arike Ogunbowale</b>	7 (11)
<b>Jessica Shepard</b>	1 (5)
<b>Jackie Young</b>	0 (1)
<b>Brianna Turner</b>	0 (1)

**Tip-Offs Controlled**

<b>Opponents</b>	8
<b>Notre Dame</b>	31
<b>Brianna Turner</b>	32-39

**First Score**

<b>Opponents</b>	9
<b>Notre Dame</b>	30
<b>Jess Shepard</b>	11
<b>Brianna Turner</b>	10
<b>Arike Ogunbowale</b>	5
<b>Marina Mabrey</b>	3
<b>Danielle Patterson</b>	1

**Runs of 10 or Better**

<b>Opponents</b>	4
<b>Notre Dame</b>	42

**McBuckets (88th point at home)**

<b>Mikayla Vaughn</b>	2
<b>Jackie Young</b>	2
<b>Marina Mabrey</b>	2
<b>Brianna Turner</b>	1
<b>Danielle Patterson</b>	1
<b>Jordan Nixon</b>	1
<b>Danielle Cosgrove</b>	1
<b>Jessica Shepard</b>	1

**Largest Halftime Lead**

46 vs Pitt, 1/3/19

**Largest Halftime Deficit**

12 vs #1 Baylor, 4/7/19

**Largest Lead**

62 vs Pitt (3rd Q, 2:35), 1/3/19

**Largest Deficit**

19 vs #2 UConn (4th Q, 1:43, 89-70), 12/2/18

**Largest Deficit Overcome to Win**

14 vs #9 Oregon State (2nd Q, 7:53, 38-24), 11/24/18

**Largest Lead Given Out in Loss**

6 at North Carolina (1st Q, 4:35, 16-10), 1/27/19

**Most Consecutive Points**

25 vs Bethune-Cookman, 3/23/19

**Most Consecutive Points (Opponent)**

12 vs Duke, 2/21/19

**Double-Figure Points**

Player	2018-19	Career
Arike Ogunbowale	38	127
Jess Shepard	36	119
Brianna Turner	33	114
Jackie Young	31	70
Marina Mabrey	23	97
Mikayla Vaughn	3	4
Danielle Patterson	1	3
Katlyn Gilbert	1	1

**Double-Figure Rebounds**

Player	2018-19	Career
Jess Shepard	21	61
Brianna Turner	11	37
Jackie Young	11	18
Arike Ogunbowale	2	6
Mikayla Vaughn	1	1
Marina Mabrey	0	1

**5-5-5 Games**

(aka "Stat Sheet Stuffers")

Player	2018-19	Career
Jackie Young	15	26
Jess Shepard	11	17
Arike Ogunbowale	8	15
Brianna Turner	6	25
Marina Mabrey	2	15

**Double-Doubles**

Player	2018-19	Career
Jess Shepard	19	59
Jackie Young	12	17
Brianna Turner	11	32
Arike Ogunbowale	2	6
Marina Mabrey	2	3

**Triple-Doubles**

Player	2017-18	Career
Jackie Young	2	2
Marina Mabrey	0	1

**Season Point Totals**

Date	Opp.	Paint	OffTO	2ndCh	FBreak	Bench
11/9	Harvard	58/14	26/10	13/13	19/4	22/26
11/12	Penn	40/20	17/19	14/15	14/0	9/20
11/17	DePaul	58/26	22/32	12/7	29/11	20/17
11/22	Gonzaga	56/34	12/15	22/11	8/6	14/24
11/23	Drake	55/44	18/7	9/8	12/0	4/29
11/24	Oregon St	56/36	14/6	12/7	6/0	0/30
11/29	Iowa	54/38	22/13	32/12	19/6	18/4
12/2	UConn	38/42	3/11	10/17	13/10	2/5
12/8	Toledo	52/26	16/12	14/11	6/1	2/10
12/16	Binghamton	52/12	29/8	19/9	34/0	16/8
12/19	WKU	56/22	33/10	8/11	27/2	27/13
12/22	Marquette	62/30	22/13	10/11	25/15	11/5
12/30	Lehigh	54/26	22/14	10/6	16/3	14/30
1/3	Pitt	40/18	32/13	23/8	25/7	31/14
1/6	Georgia Tech	60/20	33/13	13/9	24/9	12/5
1/10	Louisville	36/32	16/25	20/5	23/6	7/12
1/13	Wake Forest	52/22	18/13	19/10	12/4	22/17
1/16	Virginia Tech	46/20	20/8	16/9	13/0	10/6
1/20	Boston College	42/28	34/18	25/8	10/4	9/28
1/24	Tennessee	48/38	18/20	11/15	16/8	2/10
1/27	North Carolina	42/30	7/21	6/2	14/18	2/3
1/31	Clemson	58/30	34/17	18/11	14/12	11/32
2/3	Georgia Tech	40/26	17/13	8/27	16/3	19/15
2/7	Miami	28/30	14/17	15/13	11/4	2/13
2/10	Florida St	42/20	14/13	11/6	10/13	12/6
2/13	Boston College	58/32	38/12	23/6	22/11	12/10
2/18	NC State	62/30	24/7	18/7	37/2	6/7
2/21	Duke	58/20	29/13	30/7	10/0	8/2
2/25	Syracuse	60/40	20/18	19/11	16/10	8/19
3/3	Virginia	42/34	14/13	19/19	7/4	27/16
3/8	North Carolina	54/30	13/15	15/10	14/4	3/6
3/9	Syracuse	50/28	12/14	17/12	18/5	15/13
3/10	Louisville	72/40	23/16	28/17	8/8	4/18
3/23	BCU	58/10	25/6	20/3	16/2	17/9
3/25	MSU	52/34	16/10	15/8	12/8	12/38
3/30	Texas A&M	52/42	8/13	11/15	22/17	0/2
4/1	Stanford	50/24	12/9	22/10	21/4	6/10
4/5	UConn	32/34	9/9	22/9	27/28	0/4
4/7	Baylor	54/24	12/7	18/21	16/8	14/2

\* Notre Dame is listed first in each column

**Points in the Paint**

	Total	Average
Notre Dame	1,979	50.7
Opponents	1,106	28.3

**Points Off Turnovers**

	Total	Average
Notre Dame	768	19.7
Opponents	532	13.6

**Second Chance Points**

	Total	Average
Notre Dame	647	16.6
Opponents	417	10.7

**Fast Break Points**

	Total	Average
Notre Dame	662	17.0
Opponents	265	6.8

**Bench Scoring**

	Total	Average
Notre Dame	430	11.0
Opponents	538	13.8



# JORDAN NIXON

5-8 // FRESHMAN // GUARD

NEW YORK CITY, N.Y.

MARY LOUIS ACADEMY

### SEASON BESTS

Pts: 12 (vs WKU, 12/19/18)  
 Rebs: 5 (vs Lehigh, 12/30/18)  
 FGM: 4 (vs WKU, 12/19/18)  
 FGA: 6 (vs WKU, 12/19/18)  
 3FGM: 3 (vs WKU, 12/19/18)  
 3FGA: 4 (vs WKU, 12/19/18)  
 FTM: 4, 2x (last vs GT, 2/3/19)  
 FTA: 4, 3x (last vs FSU, 2/10/19)  
 Ast: 5 (vs Penn, 11/12/18)  
 Blk:  
 Stl: 3, 2x (last vs Binghamton, 12/16/18)  
 Min: 33 (at UNC, 1/27/19)

### CAREER BESTS

Pts: 12 (vs WKU, 12/19/18)  
 Rebs: 4 (vs Harvard, 11/9/18)  
 FGM: 4 (vs WKU, 12/19/18)  
 FGA: 6 (vs WKU, 12/19/18)  
 3FGM: 3 (vs WKU, 12/19/18)  
 3FGA: 4 (vs WKU, 12/19/18)  
 FTM: 4, 2x (last vs GT, 2/3/19)  
 FTA: 4, 3x (last vs FSU, 2/10/19)  
 Ast: 5 (vs Penn, 11/12/18)  
 Blk:  
 Stl: 3, 2x (last vs Binghamton, 12/16/18)  
 Min: 33 (at UNC, 1/27/19)

### UPDATE

- Averaged 14.5 minutes/game in 26 appearances. Scored in 15-of-26 games played.
- Started in the first three games in place of Mabrey, before missing five straight games due to concussion protocol. Missed another five-game stretch due to a hamstring, later returning during the ACC Tournament.
- Hit a trey in her NCAA Championship debut in the First Round vs Bethune-Cookman on March 23.
- Behind a 4-for-4 day from the free-throw line vs Georgia Tech (2/3), Nixon recorded 8 points
- Played a career high 33 minutes at UNC (1/27), where she dished out 4 assists.
- Posted her second best showing of the season vs Pitt (1/3), recording 9 points, which included a season best 4-for-4 day from the free-throw line, to go with her 4 assists and 2 steals.
- Grabbed a season high 5 rebounds vs Lehigh (12/30) to go with her 4 assists.
- Produced a career high 12 points on 4-for-6 shooting vs WKU (12/19). Nixon converted a career best 3-of-4 from three-point range.
- Dished out a season best 5 assists vs Penn (11/12).
- Shot 3-for-3 from the field at No. 15 DePaul, totaling 6 points.
- First true freshman point guard to start the season since Lindsay Allen back in 2013.
- Named to the 2018 ACC Preseason Newcomer Watch List

### SEASON

1..... Double-Figure Scoring..... 1

### CAREER

### 2018-19 GAME-BY-GAME STATISTICS

Date	Opponent	GS	MIN	FG-A	3P-A	FT-A	RB	PF	A	TO	ST	BL	PTS
11/9	Harvard	*	29	1-2	0-0	2-2	2-2-4	0	3	6	1	0	4
11/12	Penn	*	24	0-1	0-0	0-0	0-2-2	3	5	2	2	0	0
11/17	@ DePaul	*	24	3-3	0-0	0-0	0-2-2	3	3	6	3	0	6
11/22	vs Gonzaga	DNP											
11/23	vs Drake	DNP											
11/24	vs Oregon St	DNP											
11/29	Iowa	DNP											
12/2	UConn	DNP											
12/8	@ Toledo	12	0-1	0-0	0-0	0-0-0	0	0	0	0	0	0	0
12/16	Binghamton	28	0-5	0-2	0-0	0-2-2	1	1	2	3	0	0	0
12/19	Western Ky	23	4-6	3-4	1-1	0-3-3	1	0	9	1	0	0	12
12/22	@ Marquette	5	1-1	1-1	0-0	0-0-0	1	0	0	0	0	0	3
12/30	Lehigh	16	0-2	0-2	0-0	0-5-5	2	4	1	0	0	0	0
1/3	Pittsburgh	22	2-4	1-2	4-4	0-1-1	1	4	1	2	0	9	
1/6	@ Georgia Tech	26	1-2	0-0	0-0	0-2-2	4	2	2	0	0	2	
1/10	Louisville	3	0-0	0-0	0-0	0-1-1	2	0	1	0	0	0	
1/13	Wake Forest	20	1-4	0-1	0-0	0-1-1	1	0	4	1	0	2	
1/16	@ Virginia Tech	10	1-4	0-0	0-0	0-0-0	1	0	2	2	0	2	
1/20	Boston College	13	1-2	0-0	2-2	0-1-1	1	1	0	2	0	4	
1/24	@ Tennessee	6	0-0	0-0	0-0	0-0-0	0	1	1	0	0	0	
1/27	@ UNC	33	1-3	0-1	0-0	0-2-2	3	4	1	1	0	2	
1/31	@ Clemson	16	1-1	0-0	0-0	0-0-0	1	0	2	0	0	2	
2/3	Georgia Tech	24	2-3	0-1	4-4	1-2-3	3	3	2	1	0	8	
2/7	@ Miami	6	0-0	0-0	0-0	0-0-0	0	0	0	0	0	0	
2/10	FSU	9	0-1	0-0	3-4	0-1-1	3	0	2	0	0	3	
2/13	@ Boston College	DNP											
2/18	@ NC State	DNP											
2/21	Duke	DNP											
2/25	@ Syracuse	DNP											
3/3	Virginia	DNP											
3/8	UNC	4	0-0	0-0	0-0	0-0-0	0	0	0	0	0	0	
3/9	Syracuse	8	1-2	0-0	0-0	0-0-0	1	1	2	0	0	2	
3/10	Louisville	2	0-0	0-0	0-0	0-0-0	1	0	0	0	0	0	
3/23	BCU	7	1-1	1-1	0-2	0-0-0	1	1	0	1	0	3	
3/25	MSU	6	0-1	0-1	0-0	0-0-0	1	1	0	0	0	0	
3/30	Texas A&M	DNP											
4/1	Stanford	1	0-0	0-0	0-0	0-0-0	0	0	0	0	0	0	
4/5	UConn	DNP											
4/7	Baylor	DNP											

### NIXON'S OVERALL CAREER STATISTICS

Season	gp-gs	min/avg	Total		3-Point		F-Throws		Rebounds				Scoring							
			fg-fga	pct	fg-fga	pct	ft-fta	pct	off	def	tot	avg	pf	fo	ast	to	blk	stl	pts	avg
2018-19	26-3	377/14.5	21-49	.429	6-16	.375	16-19	.842	3	27	30	1.2	35	0	34	46	0	20	64	2.5
TOTAL	26-3	377/14.5	21-49	.429	6-16	.375	16-19	.842	3	27	30	1.2	35	0	34	46	0	20	64	2.5



# MARINA MABREY

# 3

5-11 // SENIOR // GUARD

BELMAR, N.J.

MANASQUAN HS

## UPDATE

• NCAA All-Final Four Team // Second Team All-ACC // Naismith Trophy Midseason Team // Wooden Award Midseason Top 25 // Nancy Lieberman Award Watch List // Wooden Award Watch List // Naismith Trophy Watch List // Wade Trophy Watch List // Preseason All-ACC honoree

• Became Notre Dame's three point shooting record holder on March 9 in the ACC Semis, surpassing Alicia Ratay (262). Finished with 274 career made threes. Shot a career 40 percent from three, which ranks 5th.

• Knocked down 80 made threes on the year, which ranked 4th. Recorded a stretch in which she notched 24 straight games with a three, which ranked 2nd all-time behind Beth (Morgan) Cunningham's 35.

• Joins Lindsay Allen, Skylar Diggins, Niele Ivey, Mollie Peirick, Karen Robinson and Megan Duffy in the 1,000 points, 500 assists club.

• Both her 1,896 career points and 30 games of 20-plus points rank 8th all-time. Garnered the 7th most steals with 233 in her career.

• Made four three-point plays in the 4th quarter vs. Baylor in NCAA title game, finishing with 21 points.

• Broke the NCAA National Semifinal game record by dishing out 12 assists against UConn (4/5). It also marked a career high, topping her previous mark of 10.

• Shot .408 from three, which ranked 3rd in the ACC and 26th in the nation. Her 2.4 threes/game led the team and ranked 6th in the ACC. Shot 47.9 percent from deep in league play, along with 2.9 threes/game - both led all ACC players.

• Averaged 5.0 assists/game, which ranks 3rd in the ACC.

• Her 2.44 assist-to-turnover ratio ranked 2nd in the ACC, 27th in the country and 5th all-time.

• NCAA Tournament: Dished out 38 assists thus 6.3 assists/game.

• Mabrey was 1-of-6 Division I players with over 170 assists and 80 made threes (only one in ACC).

• Vs Duke (2/21), Mabrey tied her career high of 10 assists for the second time this season. Also tied her season high of five steals.

• Tied the best stretch of her career (2016-17 season) with 3 straight games of 20 or more points from Jan. 27-Feb.3. She shot a blazing 16-of-23 from three, connecting on 69.6 percent. Later earned her 7th 20-plus scoring performance with 21 points at No. 9 NC State.

• Poured in a season high 6 threes at Clemson (1/31), finishing with season high 22 points. The very next game vs Georgia Tech (2/3), Mabrey hit six threes again, leading the Irish with 20 points.

• Earned a 21-point, 10-assist double-double vs Binghamton (12/16). The 10 assists tied her career high and was the first 10-assist performance since Lindsay Allen vs Ohio State on 3/24/17.

• Made first start & appearance of the season vs No. 9 Oregon State in the Vancouver Showcase title game. Tied at 77-all under 4 minutes remaining, Mabrey converted a game-changing three which led to the 91-81 win

## SEASON BESTS

Pts: 22 (at Clemson, 1/31/19)  
Rebs: 7, 2x (last vs Virginia, 3/3/19)  
FGM: 9, 2x (last at N.C. State, 2/18/19)  
FGA: 15, 2x (last vs Baylor, 4/7/19)  
3FGM: 6, 2x (last vs GT, 2/3/19)  
3FGA: 10, 2x (last vs UConn, 4/5/19)  
FTM: 4 (vs Lehigh, 12/30/18)  
FTA: 5 (vs Lehigh, 12/30/18)  
Ast: 12 (vs UConn, 4/5/19)  
Blk: 2 (vs Pitt, 1/3/19)  
Stl: 5, 2x (last vs Duke, 2/21/19)  
Min: 39, 2x (last at UNC, 1/27/19)

## CAREER BESTS

Pts: 29 (at Clemson, 2/16/17)  
Rebs: 11 (last vs Virginia Tech, 2/22/18)  
FGM: 11, 2x (last at Clemson, 2/16/17)  
FGA: 19 (vs Marquette, 12/20/17)  
3FGM: 7 (vs Texas A&M, 3/24/18)  
3FGA: 12 (vs Marquette, 12/20/17)  
FTM: 10 (at Valparaiso, 11/23/15)  
FTA: 12 (vs Virginia, 1/29/17)  
Ast: 12 (vs UConn, 4/5/19)  
Blk: 3 (vs Duke, 3/5/17)  
Stl: 12 (at Valparaiso, 11/23/15)  
Min: 45, 2x (last vs UConn, 3/30/18)

## KEY STATISTICS

POINTS	ASSISTS	3PT FG%	A/TO RATIO
<b>12.8</b>	<b>5.0</b>	<b>.408</b>	<b>2.44</b>
5TH ON TEAM	2ND ON TEAM 3RD IN ACC	3RD IN ACC 26TH IN NATION	2ND IN ACC 27TH IN NATION

## SEASON

22	Double-Figure Scoring	96
8	20+ points	30
0	Double-Figure Rebounds	1
3	Double-Figure Assists	4
2	Double-Doubles	4
0	Triple-Doubles	1

## CAREER

## 2018-19 GAME-BY-GAME STATISTICS

Date	Opponent	GS	MIN	FG-A	3P-A	FT-A	RB	PF	A	TO	ST	BL	PTS
11/9	Harvard		DNP										
11/12	Penn		DNP										
11/17	@ DePaul		DNP										
11/22	vs Gonzaga		DNP										
11/23	vs Drake		DNP										
11/24	vs Oregon St	*	19	3-7	1-4	2-3	0-1-1	3	2	1	1	0	9
11/29	Iowa	*	23	6-13	3-9	3-4	0-1-1	0	5	1	2	0	18
12/2	UConn	*	39	4-13	1-6	2-2	0-4-4	4	1	2	0	1	11
12/8	@ Toledo	*	34	4-7	3-5	0-0	0-2-2	1	1	3	1	1	11
12/16	Binghamton	*	23	9-14	2-5	1-3	0-0-0	1	10	0	1	0	21
12/19	Western Ky	*	25	7-9	4-4	2-2	0-2-2	0	3	0	5	1	20
12/22	@ Marquette	*	29	1-7	0-4	1-2	1-2-3	4	5	3	2	0	3
12/30	Lehigh	*	29	6-8	3-4	4-5	1-5-6	0	7	4	1	1	19
1/3	Pittsburgh	*	23	8-14	4-9	0-0	1-3-4	2	7	1	3	2	20
1/6	@ Georgia Tech	*	32	5-9	1-4	0-2	0-2-0	0	4	1	1	0	11
1/10	Louisville	*	37	2-6	1-3	3-4	0-1-1	3	2	4	1	1	8
1/13	Wake Forest	*	27	7-11	4-7	0-0	2-5-7	1	4	2	1	1	18
1/16	@ Virginia Tech	*	32	6-14	3-5	0-0	2-3-5	2	4	2	1	1	15
1/20	Boston College	*	27	5-8	3-6	1-2	1-3-4	2	5	5	1	0	14
1/24	@ Tennessee	*	29	2-7	1-5	0-0	1-3-4	2	4	3	2	0	5
1/27	@ UNC	*	39	7-11	4-6	2-2	0-5-5	4	4	4	0	0	20
1/31	@ Clemson	*	34	8-15	6-10	0-0	1-3-4	1	6	3	1	0	22
2/3	Georgia Tech	*	25	7-10	6-7	0-1	0-3-3	0	5	5	1	0	20
2/7	@ Miami	*	37	5-13	2-7	2-3	0-0-0	4	1	3	1	0	14
2/10	FSU	*	32	4-6	1-3	0-0	0-2-2	1	6	0	1	0	9
2/13	@ Boston College	*	26	5-12	2-5	0-2	0-0-0	3	2	1	1	0	12
2/18	@ NC State	*	36	9-14	3-5	0-0	0-1-1	1	4	1	1	0	21
2/21	Duke	*	32	2-9	0-4	0-0	0-1-1	0	10	1	5	0	4
2/25	@ Syracuse	*	35	6-10	3-7	2-2	1-0-1	3	8	3	2	0	17
3/3	Virginia	*	32	4-11	3-8	1-1	1-6-7	1	8	2	0	0	12
3/8	UNC	*	30	3-8	1-5	0-0	1-2-3	1	5	3	1	0	7
3/9	Syracuse	*	26	5-11	4-9	2-2	0-1-1	0	3	1	1	1	16
3/10	Louisville	*	29	4-12	2-7	2-2	1-0-1	4	7	1	2	0	12
3/23	BCU	*	23	0-3	0-3	0-0	0-1-1	1	7	2	3	0	0
3/25	MSU	*	29	1-6	0-4	0-0	0-2-2	1	4	1	1	0	2
3/30	Texas A&M	*	37	1-5	1-4	0-0	0-6-6	2	6	0	0	0	3
4/1	Stanford	*	38	3-11	1-4	0-0	0-4-1	1	6	2	1	0	7
4/5	UConn	*	37	4-14	3-10	1-2	1-2-3	3	12	4	1	0	12
4/7	Baylor	*	36	7-15	4-8	3-3	0-3-3	2	3	1	1	0	21

## MABREY'S OVERALL CAREER STATISTICS

Season	gp-gs	min/avg	Total		3-Point		F-Throws		Rebounds				Scoring							
			fg-fga	pct	fg-fga	pct	ft-fa	pct	off	def	tot	avg	pf	fo	ast	to	blk	stl	pts	avg
2015-16	35-2	662/18.9	127-247	.514	34-75	.453	85-104	.817	22	76	98	2.8	71	0	69	70	12	53	373	10.7
2016-17	37-36	1023/27.6	195-414	.471	75-196	.383	75-89	.843	33	77	110	3.0	68	0	92	54	18	55	540	14.6
2017-18	38-38	1303/34.3	193-421	.458	85-218	.390	78-91	.857	33	135	168	4.4	69	0	168	115	11	79	549	14.4
2018-19	34-34	1037/30.5	160-343	.466	80-196	.408	34-49	.694	15	79	94	2.8	58	0	171	70	10	46	434	12.8
TOTAL	144-110	4025/28.0	675-1425	.474	274-685	.400	272-333	.817	103	367	470	3.3	266	0	500	309	51	233	1896	13.2



# JACKIE YOUNG 5

6-0 // JUNIOR // GUARD  
 PRINCETON, IND.  
 PRINCETON COMMUNITY HS

### UPDATE

• AP 3rd Team All-American // Cheryl Miller Award Top 5 Finalist // ACC Tournament MVP // Second Team All-ACC // Naismith Trophy Midseason Team // Wooden Award Midseason Top 25 // Vancouver Showcase All-Tournament Team // espnW Player of the Week (11/27) // Naismith Trophy Watch List // Wooden Award Watch List // Wade Trophy Watch List

• Became the first Irish player to record two triple-doubles in the same season. Joined Skylar Diggins for the most in a career with two. Young was 1-of-7 Division I players to achieve multiple triple-doubles.

• Recorded the 7th triple-double in Irish history at Tennessee (1/24), logging 16 points, 12 rebounds and 10 assists. Then earned the 8th vs Virginia (3/3) when she accomplished 22 points, 10 rebounds & 11 assists.

• Achieved 12 double-doubles, which broke the program record for a guard. Her 17 career double-doubles tied Lindsay Schrader for the most by a guard. Young and Virginia's Jocelyn Willoughby (10) were the only two guards in the ACC with double-digit double-doubles.

• Tallied five double-doubles over the last 10 games.

• 1-of-4 players in the country to average over 14 points, 7 rebounds, & 5 assists. Joining Young on the list was Sabrina Ionescu, Shakyla Hill and Chastadie Barrs. Young was the only one to shoot over 50 percent as well.

• NCAA Tournament: Averaged 14.3 points, 7.8 rebounds & 4.0 assists. Shot 41.3 percent and 21-of-25 from the free-throw line.

• Named the ACC Tournament MVP after averaging 19.3 points, 10.0 rebounds & 6.0 assists.

• Shot a proficient 52.7 percent on the year, which ranked 3rd nationally among guards.

• Big-Game Jackie-- Last year, Young's scoring average against ranked teams was higher than her season average. This year, Young averaged 15.4 points, 8.3 rebounds and 4.9 assists in ranked matchups.

• Flirted with a triple-double when Young earned a career high 12 assists to go with 10 points & 8 boards at No. 17 Syracuse (2/25). Flirted twice more: ACC Quarterfinal vs UNC (3/8) with 19 points, 7 boards & 9 assists & 2nd Round vs MSU (3/25) with 21 points, 11 rebounds & 7 assists.

• Last 11 games - 65 assists with only 20 turnovers. Young's 2.63 assist-to-turnover ratio led the league, ranked 19th in the nation and third in program history.

• With 16 points against Pitt on Jan. 3, Young became the 40th member of the program's 1,000-point club.

• Led the team in assists, averaging 5.1/game, which ranked 2nd in the ACC & 44th in the country.

• Named to the Vancouver Showcase All-Tournament Team and the espnW Player of the Week after averaging 20.7 points, 6.0 rebounds and 3.3 assists, all while guiding the Irish to wins over Gonzaga, Drake and No. 9 Oregon State.

• Converted a career best three treys twice this season: Oregon State (11/24) & Virginia (3/3).

• Led the Irish in scoring at No. 15 DePaul with 28 points, including a career best 11-of-12 from the free-throw line.

### SEASON BESTS

Pts: 28 (at DePaul, 11/17/18)  
 Rebs: 13, 2x (last vs Syracuse, 3/9/19)  
 FGM: 9, 2x (last vs Louisville, 3/10/19)  
 FGA: 19 (vs Stanford, 4/1/19)  
 3FGM: 3, 2x (last vs Virginia, 3/3/19)  
 3FGA: 5 (vs Oregon St, 11/24/18)  
 FTM: 11 (at DePaul, 11/17/18)  
 FTA: 12 (at DePaul, 11/17/18)  
 Ast: 12 (at Syracuse, 2/25/19)  
 Blk: 2, 2x (last vs MSU, 3/25/19)  
 Stl: 4, 3x (last vs Duke, 2/21/19)  
 Min: 40 (vs UConn, 12/2/18)

### CAREER BESTS

Pts: 32 (vs UConn, 3/30/18)  
 Rebs: 14 (at Michigan, 11/29/17)  
 FGM: 10, 4x (last vs UConn, 3/30/18)  
 FGA: 21, 2x (last vs Tennessee, 1/18/18)  
 3FGM: 3, 2x (last vs Virginia, 3/3/19)  
 3FGA: 5 (vs Oregon St, 11/24/18)  
 FTM: 11 (at DePaul, 11/17/18)  
 FTA: 12 (at DePaul, 11/17/18)  
 Ast: 12 (at Syracuse, 2/25/19)  
 Blk: 4 (vs DePaul, 12/17/17)  
 Stl: 6 (vs Valparaiso, 12/4/16)  
 Min: 43 (vs UConn, 3/30/18)

### KEY STATISTICS

POINTS	FG%	ASSISTS	A/TO RATIO
14.7	.528	5.1	2.63
3RD ON TEAM	11TH IN ACC	2ND IN ACC	1ST IN ACC
15TH IN ACC	40TH IN NATION	44TH IN NATION	19TH IN NATION

### SEASON

### CAREER

31	Double-Figure Scoring	70
8	20+ points	19
0	30+ points	1
11	Double-Figure Rebounding	18
3	Double-Figure Assists	3
12	Double-Doubles	17
2	Triple-Doubles	2

### 2018-19 GAME-BY-GAME STATISTICS

Date	Opponent	GS	MIN	FG-A	3P-A	FT-A	RB	PF	A	TO	ST	BL	PTS	
11/9	Harvard	*	27	3-5	1-1	1-1	2-4	0	5	1	2	0	8	
11/12	Penn	*	32	6-9	0-2	0-0	1-8	2	4	6	1	1	12	
11/17	@ DePaul	*	35	8-14	1-2	11-12	2-10	2	2	5	1	1	28	
11/22	vs Gonzaga	*	34	5-12	0-0	4-5	3-2	0	8	2	0	0	14	
11/23	vs Drake	*	34	8-15	1-3	8-9	1-3	2	5	1	3	2	25	
11/24	vs Oregon St	*	38	8-14	3-5	4-5	3-6	3	7	0	0	0	23	
11/29	Iowa	*	35	6-11	0-0	3-4	4-3	1	6	0	2	1	15	
12/2	UConn	*	40	6-14	0-0	6-10	2-5	3	1	3	0	1	18	
12/8	@ Toledo	*	33	7-12	0-1	0-1	1-9	2	5	2	1	0	14	
12/16	Binghamton	*	29	6-9	0-0	9-10	3-3	2	7	0	2	0	21	
12/19	Western Ky	*	23	3-5	0-0	3-4	0-3	0	3	2	0	1	9	
12/22	@ Marquette	*	36	3-6	0-0	0-0	0-5	2	9	1	1	0	6	
12/30	Lehigh	*	29	5-7	0-0	0-0	0-5	1	4	2	4	0	10	
1/3	Pittsburgh	*	20	6-9	0-0	4-7	3-3	0	2	2	1	0	16	
1/6	@ Georgia Tech	*	22	5-8	0-2	0-0	2-4	3	2	3	1	1	10	
1/10	Louisville	*	38	4-15	0-1	6-6	4-2	1	5	2	0	0	14	
1/13	Wake Forest	*	24	2-5	0-0	0-3	3-2	1	5	0	1	1	4	
1/16	@ Virginia Tech	*	31	4-7	0-0	1-2	0-2	0	1	0	1	0	9	
1/20	Boston College	*	34	7-13	0-0	4-5	6-7	1	4	6	3	1	18	
1/24	@ Tennessee	*	39	4-8	0-0	8-10	6-6	1	10	2	0	0	16	
1/27	@ UNC	DNP												
1/31	@ Clemson	*	27	5-6	0-0	4-7	3-1	2	5	2	2	0	14	
2/3	Georgia Tech	*	29	8-11	0-0	2-2	2-6	1	4	2	1	0	18	
2/7	@ Miami	*	37	4-10	0-1	6-6	2-5	3	3	2	1	1	14	
2/10	FSU	*	31	4-6	0-0	2-2	1-3	2	5	1	2	0	10	
2/13	@ Boston College	*	27	5-8	0-0	5-5	3-7	2	6	4	2	0	15	
2/18	@ NC State	*	38	8-13	0-0	0-3	3-9	12	0	6	2	4	1	16
2/21	Duke	*	36	3-9	0-0	1-1	4-3	1	3	0	4	0	7	
2/25	@ Syracuse	*	31	4-8	0-2	2-3	1-7	4	12	2	2	0	10	
3/3	Virginia	*	30	9-13	3-4	1-1	5-5	10	0	11	1	1	0	22
3/8	UNC	*	32	7-11	1-1	4-4	2-5	2	9	2	1	0	19	
3/9	Syracuse	*	28	8-14	1-2	1-1	3-10	13	1	5	3	1	0	18
3/10	Louisville	*	37	9-18	0-0	3-4	6-4	10	1	4	3	1	0	21
3/23	BCU	*	29	4-9	1-1	2-2	1-3	4	0	4	3	1	1	11
3/25	MSU	*	29	7-14	1-1	6-9	6-5	11	1	7	1	1	2	21
3/30	Texas A&M	*	37	5-10	0-0	4-4	3-5	8	1	2	1	0	0	14
4/1	Stanford	*	37	9-19	0-0	7-8	4-6	10	1	3	1	1	0	25
4/5	UConn	*	38	5-15	1-2	0-0	2-3	5	3	2	0	0	0	11
4/7	Baylor	*	38	1-8	0-0	2-2	5-4	9	3	6	3	0	1	4

### YOUNG'S OVERALL CAREER STATISTICS

Season	Total		3-Point		F-Throws		Rebounds				Scoring									
	gp-gs	min/avg	fg-fga	pct	fg-fga	pct	ft-fta	pct	off	def	tot	avg	pf	fo	ast	to	blk	stl	pts	avg
2016-17	33-0	707/21.4	88-190	.463	11-29	.379	53-66	.803	66	86	152	4.6	77	0	47	48	9	27	240	7.3
2017-18	38-38	1308/34.4	212-408	.520	11-39	.282	116-147	.789	102	150	252	6.6	68	0	139	93	18	52	551	14.5
2018-19	38-37	1225/32.2	211-400	.528	14-31	.452	124-158	.785	102	179	281	7.4	55	0	192	73	16	49	560	14.7
TOTAL	109-75	3240/29.7	511-998	.512	36-99	.364	293-371	.790	270	415	685	6.3	200	0	378	214	43	128	1351	12.4





# KATLYN GILBERT 10

5-10 // FRESHMAN // GUARD  
 INDIANAPOLIS, IND.  
 HERITAGE CHRISTIAN

**SEASON BESTS**

Pts: 14 (vs Gonzaga, 11/22/18)  
 Rebs: 5 (vs Gonzaga, 11/22/18)  
 FGM: 5 (vs Gonzaga, 11/22/18)  
 FGA: 8 (vs Gonzaga, 11/22/18)  
 3FGM:  
 3FGA: 1,5x (last vs Iowa, 11/29/18)  
 FTM: 4 (vs Gonzaga, 11/22/18)  
 FTA: 5 (vs Gonzaga, 11/22/18)  
 Ast: 1 (vs Harvard, 11/9/18)  
 Blk: 1 (vs Gonzaga, 11/22/18)  
 Stl: 4 (vs Drake, 11/23/18)  
 Min: 33 (vs vs Gonzaga, 11/22/18)

**CAREER BESTS**

Pts: 14 (vs Gonzaga, 11/22/18)  
 Rebs: 5 (vs Gonzaga, 11/22/18)  
 FGM: 5 (vs Gonzaga, 11/22/18)  
 FGA: 8 (vs Gonzaga, 11/22/18)  
 3FGM:  
 3FGA: 1,4x (last vs Oregon St, 11/24/18)  
 FTM: 4 (vs Gonzaga, 11/22/18)  
 FTA: 5 (vs Gonzaga, 11/22/18)  
 Ast: 1 (vs Harvard, 11/9/18)  
 Blk: 1 (vs Gonzaga, 11/22/18)  
 Stl: 4 (vs Drake, 11/23/18)  
 Min: 33 (vs vs Gonzaga, 11/22/18)

**UPDATE**

- Played in first 7 games and averaged 15.9 minutes.
- Separated her right shoulder in win over No. 14 Iowa (11/29). Had surgery to repair damage in shoulder and will be out for the remainder of the season.
- Broke out against Gonzaga, pouring in 14 points on 5-of-8 shooting to go along with her 5 rebounds.
- Was disruptive on defense against Drake, nabbing a season best 4 steals.

**SEASON**

1 ..... Double-Figure Scoring..... 1

**CAREER**

**2018-19 GAME-BY-GAME STATISTICS**

Date	Opponent	GS	MIN	FG-A	3P-A	FT-A	RB	PF	A	TO	ST	BL	PTS
11/9	Harvard	16	1-3	0-1	0-1	1-1-2	1	1	0	0	0	0	2
11/12	Penn	8	0-0	0-0	2-2	1-1-2	2	0	1	1	0	2	
11/17	@ DePaul	9	0-0	0-0	0-0	0-2-2	2	0	1	0	0	0	
11/22	vs Gonzaga	33	5-8	0-1	4-5	2-3-5	2	0	2	1	1	14	
11/23	vs Drake	26	2-7	0-1	0-0	0-3-3	1	0	2	4	0	4	
11/24	vs Oregon St	14	0-1	0-1	0-0	0-1-1	3	1	1	0	0	0	
11/29	Iowa	5	1-1	1-1	0-0	0-0-0	0	0	1	0	0	3	
12/2	UConn	OUT FOR REMAINDER OF THE SEASON											
12/8	@ Toledo												
12/16	Binghamton												
12/19	Western Ky												
12/22	@ Marquette												
12/30	Lehigh												
1/3	Pittsburgh												
1/6	@ Georgia Tech												
1/10	Louisville												
1/13	Wake Forest												
1/16	@ Virginia Tech												
1/20	Boston College												
1/24	@ Tennessee												
1/27	@ UNC												
1/31	@ Clemson												
2/3	Georgia Tech												
2/7	@ Miami												
2/10	FSU												
2/13	@ Boston College												
2/18	@ NC State												
2/21	Duke												
2/25	@ Syracuse												
3/3	Virginia												

GILBERT'S OVERALL CAREER STATISTICS

Season	gp-gs	min/avg	Total		3-Point		F-Throws		Rebounds				Scoring							
			fg-fga	pct	fg-fga	pct	ft-fta	pct	off	def	tot	avg	pf	fo	ast	to	blk	stl	pts	avg
2018-19	7-0	111/15.9	9-20	.450	1-5	.200	6-8	.750	4	11	15	2.1	11	0	2	8	1	6	25	3.6
TOTAL	7-0	111/15.9	9-20	.450	1-5	.200	6-8	.750	4	11	15	2.1	11	0	2	8	1	6	25	3.6



# BRIANNA TURNER 11

6-3 // GRAD STUDENT // FORWARD

PEARLAND, TEXAS

MANVEL

### UPDATE

• ACC Defensive Player of the Year // Second Team All-ACC // ACC All-Defensive Team // 2019 Senior CLASS First Team All-American // Lisa Leslie Award Top 10 // Naismith Defensive Player of the Year Semifinalist // Naismith Trophy Midseason Team // Naismith Defensive Player of the Year Award Midseason Watch List // 2019 Lisa Leslie Award Watch List // Wooden Award Watch List // Naismith Trophy Watch List // Wade Trophy Watch List // Preseason All-ACC honoree

• Broke the ND rebounding record on March 25 vs Michigan State, surpassing Ruth Riley's 1,007 career boards. Turner finished with 1,048 rebounds.

• Then broke Ruth Riley's career blocks record of 370 on April 5 vs UConn. Turner finished with 372 blocks.

• Turner totaled 109 blocks on the season. Her and Riley are the only two Irish to surpass the century mark, with Riley setting the top mark of 113 in 2001.

• Turner joined Ruth Riley as the only two Irish players in program history to reach the 2,000 point, 1,000 rebound milestone (excludes Shepard). Turner's 2,017 points ranks sixth all-time.

• NCAA Tournament: Averaged 14.3 points, 9.7 rebounds & 3.7 blocks. Shot 57.9 percent. In addition, she totaled 22 blocks (ranks fourth) and 75 rebounds (ranks second).

• Secured back-to-back double-doubles in the Final Four to end her career. Produced 15 points and a season high tying 15 rebounds vs UConn (4/5) then 12 points, 12 rebounds, vs Baylor (4/7). Turner finished with 11 double-doubles on the year and 32 in her career, as the latter ranks fifth all-time.

• Now a three-time ACC Defensive Player of the Year. Joins Ruth Riley as the only two players to earn conference Defensive Player of the Year three times. Turner is also 1-of-5 Irish all-time to earn all-conference team honors all four years, joining Jacqueline Batteast, Skylar Diggins, Beth Morgan and Sandy Botham.

• Was named a 2019 Senior CLASS Award Top 10 Finalist for being an all-around student-athlete, excelling in classroom, character, community and competition.

• Led the ACC in both FG% (.631) & Blocks (2.8), ranking 5th & 9th, respectively, in the nation. Turner averaged 3.1 blocks and shot 67.4 percent in league play - both led the ACC as well. Her 63.1 percent shooting ranked as the fifth best in a single season at ND.

• Turner was just 1-of-6 Division I players in the country to average over 14 points, 7 rebounds and 2.5 blocks. Of that group, she was the only one to shoot over 60 percent.

• From Feb. 21-March 8, Turner recorded a career best 4 straight games with 20-plus points. She scored a season best 24 points vs North Carolina in ACC Quarterfinal. She has also recorded five 20-plus games over the last nine games.

• Collected her season high total of five blocks six times, including twice in the NCAA Tournament.

• Turner's .624 career field goal percentage ranks second all-time, behind Ruth Riley's .632.

• Irish went 128-10 when Turner started. The .928 starter winning percentage was the best on the team.

• Posted 114 games in double-figures, which ranks fourth.

### SEASON BESTS

Pts: 24 (vs UNC, 3/8/19)  
 Rebs: 15, 2x (last vs UConn, 4/5/19)  
 FGM: 11 (vs UNC, 3/8/19)  
 FGA: 15 (vs UNC, 3/8/19)  
 3FGM:  
 3FGA:  
 FTM: 7 (vs Lehigh, 12/30/18)  
 FTA: 9 (vs Lehigh, 12/30/18)  
 Ast: 5 (vs Baylor, 4/7/19)  
 Blk: 5, 6x (last vs UConn, 4/5/19)  
 Stl: 6 (at Clemson, 1/31/19)  
 Min: 39 (vs Texas A&M, 3/30/19)

### CAREER BESTS

Pts: 31 (at Syracuse, 2/19/17)  
 Rebs: 18 (at UNC, 1/15/15)  
 FGM: 13, 2x (last at Syracuse, 2/19/17)  
 FGA: 18 (vs UMass Lowell, 11/14/14)  
 3FGM:  
 3FGA:  
 FTM: 9 (at UNC, 1/15/15)  
 FTA: 16 (at UNC, 1/15/15)  
 Ast: 5 (vs Baylor, 4/7/19)  
 Blk: 7, 4x (last vs Boston College, 2/23/17)  
 Stl: 6 (at Clemson, 1/31/19)  
 Min: 40 (vs Louisville, 3/4/17)

### KEY STATISTICS

POINTS	REBOUNDS	FG%	BLOCKS
14.4	7.8	.631	2.8
4TH ON TEAM	2ND ON TEAM	1ST IN ACC	1ST IN ACC
	9TH IN ACC	5TH IN NATION	9TH IN NATION

### SEASON

	CAREER
33 .....	Double-Figure Scoring.....114
7 .....	.....20+ points.....23
11 .....	Double-Figure Rebounds.....37
11 .....	.....Double-Doubles.....32

### 2018-19 GAME-BY-GAME STATISTICS

Date	Opponent	GS	MIN	FG-A	3P-A	FT-A	RB	PF	A	TO	ST	BL	PTS
11/9	Harvard	*	21	3-7	0-0	5-8	3-8-11	1	3	3	0	1	11
11/12	Penn	*	29	8-14	0-0	0-0	5-5-10	1	2	0	0	1	16
11/17	@ DePaul	*	16	4-5	0-0	0-0	0-4-4	2	1	3	0	0	8
11/22	vs Gonzaga	*	29	7-13	0-0	2-2	4-6-10	2	1	1	1	2	16
11/23	vs Drake	*	26	5-12	0-0	2-4	2-4-6	2	0	1	2	4	12
11/24	vs Oregon St	*	36	9-13	0-0	3-4	3-6-9	1	0	2	2	2	21
11/29	Iowa	*	25	4-8	0-0	6-8	6-5-11	0	4	0	1	1	14
12/2	UConn	*	33	4-7	0-0	2-4	3-3-6	3	0	1	1	4	10
12/8	@ Toledo	*	28	3-8	0-0	1-1	2-2-4	2	0	3	0	1	7
12/16	Binghamton	*	22	5-7	0-0	4-5	5-4-9	1	0	1	0	1	14
12/19	Western Ky	*	22	4-4	0-0	2-2	0-5-5	0	3	0	1	4	10
12/22	@ Marquette	*	33	9-12	0-0	2-2	1-7-8	2	3	2	1	4	20
12/30	Lehigh	*	22	4-8	0-0	7-9	1-6-7	4	1	3	0	3	15
1/3	Pittsburgh	*	17	2-5	0-0	5-8	2-3-5	0	0	0	1	3	9
1/6	@ Georgia Tech	*	24	5-7	0-0	1-2	5-4-9	3	3	2	3	2	11
1/10	Louisville	*	37	7-11	0-0	2-8	4-2-3	3	0	2	0	3	16
1/13	Wake Forest	*	22	6-9	0-0	2-3	4-8-12	0	2	1	2	0	14
1/16	@ Virginia Tech	*	22	3-5	0-0	1-4	2-4-6	2	2	0	0	5	7
1/20	Boston College	*	29	7-10	0-0	2-3	3-5-8	3	2	0	1	2	16
1/24	@ Tennessee	*	36	5-8	0-0	3-5	1-7-8	2	3	1	1	4	13
1/27	@ UNC	*	34	7-9	0-0	5-6	1-5-6	3	0	7	1	3	19
1/31	@ Clemson	*	26	6-13	0-0	3-6	8-2-10	2	4	1	6	3	17
2/3	Georgia Tech	*	19	3-6	0-0	2-2	1-6-7	1	1	1	1	5	8
2/7	@ Miami	*	36	2-6	0-0	1-2	1-3-4	4	2	1	2	5	5
2/10	FSU	*	28	4-6	0-0	5-6	0-6-6	1	4	1	0	5	13
2/13	@ Boston College	*	23	9-10	0-0	1-3	4-2-6	1	0	1	2	3	19
2/18	@ NC State	*	24	5-8	0-0	2-4	2-2-4	3	3	3	1	2	12
2/21	Duke	*	28	9-10	0-0	3-4	3-12-15	1	0	3	2	3	21
2/25	@ Syracuse	*	31	9-12	0-0	4-6	3-5-8	3	2	1	2	2	22
3/3	Virginia	*	30	8-9	0-0	5-6	0-6-6	1	3	3	3	4	21
3/8	UNC	*	31	11-15	0-0	2-3	4-6-10	1	1	0	2	1	24
3/9	Syracuse	*	21	4-7	0-0	6-6	2-3-5	1	1	2	1	1	14
3/10	Louisville	*	31	9-12	0-0	2-2	1-6-7	1	1	2	0	3	20
3/23	BCU	*	23	8-10	0-0	3-4	4-5-9	1	1	2	0	5	19
3/25	MSU	*	28	5-7	0-0	4-5	2-9-11	1	0	1	2	4	14
3/30	Texas A&M	*	39	5-10	0-0	2-2	0-6-6	1	1	1	0	4	12
4/1	Stanford	*	37	7-10	0-0	0-0	2-3-5	2	1	2	0	3	14
4/5	UConn	*	34	4-9	0-0	7-8	6-9-15	2	2	0	0	5	15
4/7	Baylor	*	36	4-11	0-0	4-4	5-7-12	4	5	1	1	1	12

### TURNER'S OVERALL CAREER STATISTICS

Season	gp-gs	min/avg	Total		3-Point			F-Throws			Rebounds					Scoring				
			fg-fga	pct	fg-fga	pct	ft-fta	pct	off	def	tot	avg	pf	fo	ast	to	blk	stl	pts	avg
2014-15	36-35	921/25.6	202-310	.652	0-0	.000	92-152	.605	103	180	283	7.9	86	1	25	75	89	39	496	13.8
2015-16	29-29	783/27.0	169-285	.593	0-0	.000	85-133	.639	66	146	212	7.3	63	1	27	41	88	24	423	14.6
2016-17	35-35	1004/28.7	226-365	.619	0-0	.000	85-143	.594	93	154	247	7.1	73	1	38	65	86	28	537	15.3
2018-19	39-39	1088/27.9	224-355	.631	0-0	.000	113-161	.702	105	201	306	7.8	68	0	62	59	109	43	561	14.4
TOTAL	139-138	3796/27.3	821-1315	.624	0-0	.000	375-589	.637	367	681	1048	7.5	290	3	152	240	372	134	2017	14.5



# ABBY PROHASKA 12

5-10 // FRESHMAN // GUARD

LIBERTY TOWNSHIP, OHIO

LAKOTA WEST

## UPDATE

- Played in 38-of-39 games, averaging 14.4 minutes, which includes 3 starts. Scored in 20-of-38 appearances.
- Became an instant fan favorite due to her hustle on the court and willingness to take a charge.
- Was Notre Dame's primary and lone guard option off the bench during the NCAA Tournament. Provided a +8 in plus-minus vs UConn (4/5).
- Spark off the bench: When Arike received her third foul and went to the bench in the third quarter vs Stanford, the Irish trailed 44-41 with 2:51 left in the quarter. Enter Prohaska who helped ignite a 13-4 scoring run to end the quarter up 52-46, as the Irish never looked back. Prohaska tallied 4 points, 3 boards and 1 assist in the game.
- Made her NCAA Tournament debut on March 23 vs Bethune-Cookman, collecting 2 points & 3 boards.
- Made her first collegiate three-pointer in regular season finale vs Virginia (3/3) then connected on a trey again vs Syracuse (3/9).
- Tied her season high in points (6) and rebounds (5) vs FSU on Feb. 10.
- Made her third start at UNC on Jan. 27.
- Tied her career high of 4 steals at Virginia Tech (1/16).
- Was the only Irish reserve to record positive plus-minus minutes at No. 19 Marquette (12/22) with +9.
- Tied her season high of 4 assists vs WKU (12/19).
- Made her first two collegiate starts at the Vancouver Showcase against Gonzaga and Drake.
- Recorded her first career block vs No. 14 Iowa on Nov. 29.
- Provided spark off the bench at No. 15 DePaul, tallying 4 points, 4 assists, 0 turnovers and 4 steals. Abby's Plus-Minus of +25 was the highest of any Irish player in the win.

## SEASON BESTS

Pts: 6, 2x (last vs FSU, 2/10/19)  
 Rebs: 5, 2x (last vs FSU, 2/10/19)  
 FGM: 3 (vs FSU, 2/10/19)  
 FGA: 5 (vs Duke, 2/21/19)  
 3FGM: 1, 2x (last vs Syracuse, 3/9/19)  
 3FGA: 2 (vs Syracuse, 3/9/19)  
 FTM: 4 (vs Harvard, 11/9/18)  
 FTA: 4, 2x (last at Boston College, 2/13/19)  
 Ast: 4, 2x (last vs WKU, 12/19/18)  
 Blk: 1 (vs Iowa, 11/29/18)  
 Stl: 4, 2x (last at Virginia Tech, 1/16/19)  
 Min: 30 (vs Drake, 11/23/18)

## CAREER BESTS

Pts: 6, 2x (last vs FSU, 2/10/19)  
 Rebs: 5, 2x (last vs FSU, 2/10/19)  
 FGM: 3 (vs FSU, 2/10/19)  
 FGA: 5 (vs Duke, 2/21/19)  
 3FGM: 1, 2x (last vs Syracuse, 3/9/19)  
 3FGA: 2 (vs Syracuse, 3/9/19)  
 FTM: 4 (vs Harvard, 11/9/18)  
 FTA: 4, 2x (last at Boston College, 2/13/19)  
 Ast: 4, 2x (last vs WKU, 12/19/18)  
 Blk: 1 (vs Iowa, 11/29/18)  
 Stl: 4, 2x (last at Virginia Tech, 1/16/19)  
 Min: 30 (vs Drake, 11/23/18)

## SEASON

0..... Double-Figure Scoring.....0

## CAREER

## 2018-19 GAME-BY-GAME STATISTICS

Date	Opponent	GS	MIN	FG-A	3P-A	FT-A	RB	PF	A	TO	ST	BL	PTS
11/9	Harvard	18	1-3	0-0	4-4	1-4-5	1	3	1	2	0	6	
11/12	Penn	19	0-2	0-0	0-0	1-0-1	4	2	1	1	0	0	
11/17	@ DePaul	26	1-1	0-0	2-2	0-2-2	2	4	0	4	0	4	
11/22	vs Gonzaga	* 16	0-0	0-0	1-2	1-0-1	3	1	2	1	0	1	
11/23	vs Drake	* 30	1-4	0-0	1-2	2-2-4	3	3	1	0	0	3	
11/24	vs Oregon St	12	0-2	0-0	0-0	1-0-1	3	3	0	0	0	0	
11/29	Iowa	16	0-2	0-0	2-2	3-0-3	0	0	2	0	1	2	
12/2	UConn	2	0-0	0-0	0-0	0-0-0	0	0	0	0	0	1	
12/8	@ Toledo	15	0-1	0-0	0-0	0-2-2	0	1	0	0	0	0	
12/16	Binghamton	DNP											
12/19	Western Ky	14	0-1	0-1	0-0	0-2-2	1	4	1	1	0	0	
12/22	@ Marquette	12	1-1	0-0	0-0	0-0-0	2	3	1	0	0	2	
12/30	Lehigh	14	1-1	0-0	2-2	0-1-1	1	0	0	0	0	4	
1/3	Pittsburgh	22	0-3	0-1	2-2	0-2-2	0	2	3	2	0	2	
1/6	@ Georgia Tech	5	0-0	0-0	0-0	0-0-0	0	0	0	0	0	0	
1/10	Louisville	2	0-0	0-0	2-2	1-0-1	0	0	0	0	0	2	
1/13	Wake Forest	17	0-1	0-0	0-0	2-1-3	1	2	2	0	0	0	
1/16	@ Virginia Tech	16	0-0	0-0	0-0	0-1-1	2	0	1	4	0	0	
1/20	Boston College	19	1-2	0-0	0-0	1-0-1	3	1	0	1	0	2	
1/24	@ Tennessee	9	0-1	0-1	2-2	0-1-1	1	0	1	0	0	2	
1/27	@ UNC	* 8	0-0	0-0	0-0	0-3-3	1	1	1	0	0	0	
1/31	@ Clemson	7	0-0	0-0	0-0	0-2-2	1	0	0	2	0	0	
2/3	Georgia Tech	18	1-4	0-0	0-0	1-2-3	3	2	2	2	0	2	
2/7	@ Miami	1	0-0	0-0	0-0	0-0-0	1	0	0	1	0	0	
2/10	FSU	23	3-4	0-0	0-0	1-4-5	1	2	2	2	0	6	
2/13	@ Boston College	27	1-2	0-0	2-4	0-2-2	1	1	3	2	0	4	
2/18	@ NC State	7	0-0	0-0	0-0	0-1-1	2	0	1	0	0	0	
2/21	Duke	23	2-5	0-0	0-0	2-2-4	0	2	2	1	0	4	
2/25	@ Syracuse	14	0-0	0-0	0-0	0-2-2	4	0	1	0	0	0	
3/3	Virginia	16	1-1	1-1	0-0	1-1-2	1	1	1	0	0	3	
3/8	UNC	16	0-1	0-0	0-2	1-0-1	1	0	0	1	0	0	
3/9	Syracuse	22	1-2	1-2	0-0	3-1-4	3	1	0	1	0	3	
3/10	Louisville	13	0-0	0-0	0-0	0-0-0	4	0	1	0	0	0	
3/23	BCU	20	1-1	0-0	0-0	0-3-3	1	1	0	1	0	2	
3/25	MSU	18	0-2	0-1	0-0	0-1-1	4	0	0	1	0	0	
3/30	Texas A&M	7	0-0	0-0	0-0	1-0-1	1	1	0	0	0	0	
4/1	Stanford	10	2-2	0-0	0-0	2-1-3	1	1	0	0	0	4	
4/5	UConn	8	0-0	0-0	0-0	0-1-1	0	0	0	0	0	0	
4/7	Baylor	5	0-0	0-0	0-0	0-0-0	1	1	0	0	0	0	

## PROHASKA'S OVERALL CAREER STATISTICS

Season	gp-gs	min/avg	Total		3-Point		F-Throws		Rebounds				Scoring							
			fg-fga	pct	fg-fga	pct	ft-fta	pct	off	def	tot	avg	pf	fo	ast	to	blk	stl	pts	avg
2018-19	38-3	549/14.4	18-49	.367	2-7	.286	20-26	.769	25	44	69	1.8	58	0	43	30	1	30	58	1.5
TOTAL	38-3	549/14.4	18-49	.367	2-7	.286	20-26	.769	25	44	69	1.8	58	0	43	30	1	30	58	1.5



# NICOLE BENZ

# 20

5-8 // SOPHOMORE // GUARD

VALENCIA, CALIF.

WILLIAM S. HART HS

### SEASON BESTS

Pts: 2, 4x (last vs Virginia, 3/3/19)  
 Rebs: 3 (vs Harvard, 11/9/18)  
 FGM: 1, 3x (last vs Virginia, 3/3/19)  
 FGA: 2, 4x (last vs Virginia, 3/3/19)  
 3FGM:  
 3FGA: 1, 5x (last vs MSU, 3/25/19)  
 FTM: 2 (vs Harvard, 11/9/18)  
 FTA: 2 (vs Harvard, 11/9/18)  
 Ast: 1, 2x (last at Marquette, 12/22/18)  
 Blk:  
 Stl:  
 Min: 10 (vs Binghamton, 12/16/18)

### CAREER BESTS

Pts: 3 (vs UNC, 2/1/18)  
 Rebs: 3 (vs Harvard, 11/9/18)  
 FGM: 1, 4x (last vs Virginia, 3/3/19)  
 FGA: 2, 7x (last vs Virginia, 3/3/19)  
 3FGM: 1 (vs UNC, 2/1/18)  
 3FGA: 2, 2x (last vs Villanova, 3/18/18)  
 FTM: 2 (vs Harvard, 11/9/18)  
 FTA: 2 (vs Harvard, 11/9/18)  
 Ast: 1, 2x (last at Marquette, 12/22/18)  
 Blk:  
 Stl:  
 Min: 10 (vs Binghamton, 12/16/18)

### UPDATE

- Was the third walk-on for the Irish for the 2017-18 championship season, where she made 13 appearances on the year.
- Started the 2018-19 season as a student-manager before receiving the call-up once again right before the season opener.
- Officially surpassed the amount of games she played in last season with 23 appearances this year. Has averaged 3.1 minutes.
- Recipient of the Elite 90 award - which recognizes the student-athlete with the highest GPA at a championship event.
- Reeled in a rebound vs MSU in the Second Round on March 25.
- Notched her first collegiate assist vs WKU on Dec. 19.
- Played a career high 10 minutes vs Binghamton (12/16), where she reeled in 2 rebounds.
- Recorded her 2nd career field goal at No. 15 DePaul on Nov. 17, 3rd vs No. 14 Iowa on Nov. 29 and 4th vs Virginia on March 3.
- Made her first pair of collegiate free throws in the season opener vs Harvard on Nov. 9. Also reeled in a career high three rebounds.

### 2018-19 GAME-BY-GAME STATISTICS

Date	Opponent	GS	MIN	FG-A	3P-A	FT-A	RB	PF	A	TO	ST	BL	PTS
11/9	Harvard	4	0-2	0-0	2-2	1-2-3	0	0	0	0	0	0	2
11/12	Penn	2	0-1	0-0	0-0	0-1-1	0	0	1	0	0	0	0
11/17	@ DePaul	1	1-1	0-0	0-0	0-0-0	0	0	0	0	0	0	2
11/22	vs Gonzaga	2	0-0	0-0	0-0	0-0-0	0	0	0	0	0	0	0
11/23	vs Drake	3	0-2	0-1	0-0	0-1-1	0	0	1	0	0	0	0
11/24	vs Oregon St	DNP											
11/29	Iowa	4	1-1	0-0	0-0	1-1-2	0	0	0	0	0	0	2
12/2	UConn	DNP											
12/8	@ Toledo	DNP											
12/16	Binghamton	10	0-1	0-1	0-0	0-2-2	0	0	0	0	0	0	0
12/19	Western Ky	6	0-0	0-0	0-0	0-1-1	0	1	0	0	0	0	0
12/22	@ Marquette	1	0-0	0-0	0-0	0-1-1	0	1	0	0	0	0	0
12/30	Lehigh	1	0-0	0-0	0-0	0-0-0	1	0	0	0	0	0	0
1/3	Pittsburgh	4	0-0	0-0	0-0	0-0-0	0	0	0	0	0	0	0
1/6	@ Georgia Tech	DNP											
1/10	Louisville	DNP											
1/13	Wake Forest	3	0-1	0-0	0-0	0-1-1	0	0	0	0	0	0	0
1/16	@ Virginia Tech	2	0-0	0-0	0-0	0-1-1	0	0	0	0	0	0	0
1/20	Boston College	2	0-0	0-0	0-0	0-0-0	0	0	0	0	0	0	0
1/24	@ Tennessee	0+	0-0	0-0	0-0	0-0-0	0	0	0	0	0	0	0
1/27	@ UNC	DNP											
1/31	@ Clemson	3	0-1	0-1	0-0	0-0-0	0	0	0	0	0	0	0
2/3	Georgia Tech	3	0-0	0-0	0-0	0-1-1	0	0	1	0	0	0	0
2/7	@ Miami	DNP											
2/10	FSU	DNP											
2/13	@ Boston College	6	0-2	0-1	0-0	0-0-0	2	0	0	0	0	0	0
2/18	@ NC State	1	0-0	0-0	0-0	0-0-0	0	0	0	0	0	0	0
2/21	Duke	DNP											
2/25	@ Syracuse	DNP											
3/3	Virginia	5	1-2	0-1	0-0	0-1-1	0	0	0	0	0	0	2
3/8	UNC	DNP											
3/9	Syracuse	4	0-0	0-0	0-0	0-0-0	0	0	0	0	0	0	0
3/10	Louisville	DNP											
3/23	BCU	2	0-0	0-0	0-0	0-0-0	0	0	0	0	0	0	0
3/25	MSU	3	0-1	0-1	0-0	0-1-1	0	0	0	0	0	0	0
3/30	Texas A&M	DNP											
4/1	Stanford	DNP											
4/5	UConn	DNP											
4/7	Baylor	DNP											

### BENZ'S OVERALL CAREER STATISTICS

Season	gp-gs	min/avg	Total		3-Point		F-Throws		Rebounds				Scoring							
			fg-fga	pct	fg-fga	pct	ft-fta	pct	off	def	tot	avg	pf	fo	ast	to	blk	stl	pts	avg
2017-18	13-0	27/2.1	1-7	.143	1-7	.143	0-0	.000	3	6	9	0.7	1	0	0	1	0	0	3	0.2
2018-19	23-0	72/3.1	3-15	.200	0-7	.000	2-2	1.000	2	14	16	0.7	3	0	2	3	0	0	8	0.3
TOTAL	36-0	99/2.8	4-22	.182	1-14	.071	2-2	1.000	5	20	25	0.7	4	0	2	4	0	0	11	0.3





# DANIELLE COSGROVE 22

6-4 // FRESHMAN // FORWARD

HOLBROOK, N.Y.

SACHEM EAST

### SEASON BESTS

Pts: 6 (vs Binghamton, 12/16/18)  
 Rebs: 3 (vs Binghamton, 12/16/18)  
 FGM: 2, 4x (last vs Wake Forest, 1/13/19)  
 FGA: 5, 2x (last vs Binghamton, 12/16/18)  
 3FGM: 2 (vs Binghamton, 12/16/18)  
 3FGA: 4, 2x (last vs Binghamton, 12/16/18)  
 FTM: \_\_\_\_\_  
 FTA: \_\_\_\_\_  
 Ast: 2 (vs WKU, 12/19/18)  
 Blk: 3 (vs WKU, 12/19/18)  
 Stl: 1 (vs Binghamton, 12/16/18)  
 Min: 13 (vs Binghamton, 12/16/18)

### CAREER BESTS

Pts: 6 (vs Binghamton, 12/16/18)  
 Rebs: 3 (vs Binghamton, 12/16/18)  
 FGM: 2, 4x (last vs Wake Forest, 1/13/19)  
 FGA: 5, 2x (last vs Binghamton, 12/16/18)  
 3FGM: 2 (vs Binghamton, 12/16/18)  
 3FGA: 4, 2x (last vs Binghamton, 12/16/18)  
 FTM: \_\_\_\_\_  
 FTA: \_\_\_\_\_  
 Ast: 2 (vs WKU, 12/19/18)  
 Blk: 3 (vs WKU, 12/19/18)  
 Stl: 1 (vs Binghamton, 12/16/18)  
 Min: 13 (vs Binghamton, 12/16/18)

### UPDATE

- Played in 27-of-39 games, averaging 4.9 minutes. Scored in 10 appearances.
- Made her NCAA Tournament debut on March 23 vs Bethune-Cookman, knocking down a trey.
- Followed that with yet another trey in the final minutes of ND's Second Round matchup vs Michigan State (3/25) - marked her 9th of the year.
- Earned her 6th block on the year at Tennessee (1/24).
- Played double-digit minutes in back-to-back games the week of Dec. 16, tallying 11 points, 5 rebounds and 4 blocks in that span. Cosgrove collected a career best 3 blocks and 2 assists against WKU.
- Had her best game to date against Binghamton (12/16), posting season highs in minutes (13), points (6), rebounds (3) and made threes (2). Also collected her first collegiate block and steal.
- Knocked down her first three-pointer in win over No. 14 Iowa (11/29), tallying 3 points in 6 minutes.
- Made her Irish debut vs Penn (11/12), where she earned her first collegiate basket.
- Played 11 minutes vs Drake, where she collected her first collegiate rebound.

### SEASON

0 ..... Double-Figure Scoring.....0

### CAREER

### 2018-19 GAME-BY-GAME STATISTICS

Date	Opponent	GS	MIN	FG-A	3P-A	FT-A	RB	PF	A	TO	ST	BL	PTS
11/9	Harvard	DNP											
11/12	Penn	7		1-3	0-0	0-0	0-0-0	1	0	1	0	0	2
11/17	@ DePaul	1		0-0	0-0	0-0	0-0-0	0	0	0	0	0	0
11/22	vs Gonzaga	2		0-1	0-1	0-0	0-0-0	2	0	0	0	0	0
11/23	vs Drake	11		0-3	0-3	0-0	0-1-1	1	0	1	0	0	0
11/24	vs Oregon St	DNP											
11/29	Iowa	6		1-5	1-4	0-0	0-1-1	1	0	0	0	0	3
12/2	UConn	DNP											
12/8	@ Toledo	1		0-0	0-0	0-0	0-0-0	0	0	0	0	0	0
12/16	Binghamton	13		2-5	2-4	0-0	1-2-3	1	0	1	1	1	6
12/19	Western Ky	11		2-3	1-2	0-0	0-2-2	0	2	1	0	3	5
12/22	@ Marquette	DNP											
12/30	Lehigh	4		0-2	0-2	0-0	0-0-0	0	1	0	0	0	0
1/3	Pittsburgh	10		2-4	1-3	0-0	0-2-2	0	0	1	0	0	5
1/6	@ Georgia Tech	DNP											
1/10	Louisville	DNP											
1/13	Wake Forest	5		2-3	1-2	0-0	0-2-2	0	0	0	0	0	5
1/16	@ Virginia Tech	2		0-1	0-1	0-0	0-0-0	0	0	0	0	1	0
1/20	Boston College	5		0-0	0-0	0-0	0-0-0	0	0	0	0	0	0
1/24	@ Tennessee	1		0-1	0-0	0-0	0-0-0	1	0	0	0	1	0
1/27	@ UNC	DNP											
1/31	@ Clemson	3		0-0	0-0	0-0	0-0-0	0	0	0	0	0	0
2/3	Georgia Tech	10		1-2	1-1	0-0	0-1-1	2	0	1	0	0	3
2/7	@ Miami	DNP											
2/10	FSU	3		0-1	0-1	0-0	0-1-1	0	0	0	0	0	0
2/13	@ Boston College	10		1-4	0-3	0-0	1-0-1	2	0	1	0	0	2
2/18	@ NC State	2		0-3	0-3	0-0	0-0-0	1	0	0	0	0	0
2/21	Duke	2		0-0	0-0	0-0	0-0-0	1	0	0	0	0	0
2/25	@ Syracuse	1		0-0	0-0	0-0	0-1-1	0	0	0	0	0	0
3/3	Virginia	5		0-4	0-2	0-0	1-1-2	0	0	1	0	0	0
3/8	UNC	DNP											
3/9	Syracuse	DNP											
3/10	Louisville	3		0-0	0-0	0-0	0-0-0	0	0	0	0	0	0
3/23	BCU	7		1-2	1-2	0-0	0-0-0	1	1	0	0	0	3
3/25	MSU	5		1-1	1-1	0-0	1-0-1	0	0	1	0	0	3
3/30	Texas A&M	DNP											
4/1	Stanford	1		0-0	0-0	0-0	0-0-0	0	0	0	0	0	0
4/5	UConn	DNP											
4/7	Baylor	DNP											

### COSGROVE'S OVERALL CAREER STATISTICS

Season	gp-gs	min/avg	Total		3-Point		F-Throws		Rebounds				Scoring							
			fg-fga	pct	fg-fga	pct	ft-fta	pct	off	def	tot	avg	pf	fo	ast	to	blk	stl	pts	avg
2018-19	27-0	131/4.9	14-48	.292	9-35	.257	0-0	.000	4	14	18	0.7	14	0	5	8	6	1	37	1.4
TOTAL	27-0	131/4.9	14-48	.292	9-35	.257	0-0	.000	4	14	18	0.7	14	0	5	8	6	1	37	1.4



# ARIKE OGUNBOWALE 24

5-8 // SENIOR // GUARD  
MILWAUKEE, WIS.  
DIVINE SAVIOR HOLY ANGELS

### UPDATE

• NCAA All-Final Four Team // WBCA All-American // AP 2nd Team All-American // NCAA Chicago Regional MVP // USBWA 1st Team All-American // espnW 2nd Team All-American // Ann Meyers Drysdale Award Top 5 Finalist // ACC All-Tournament Team // Wooden Award National Ballot // AAU Award Semifinalist // Dawn Staley Award Finalist // First Team All-ACC // Naismith Trophy Semifinalist // Vancouver Showcase MVP // Preseason AP All-American // 2019 Ann Meyers Drysdale Award Watch List // Wooden Award Watch List // Naismith Trophy Watch List // Wade Trophy Watch List // Preseason ACC Player of the Year // Two-time ACC Player of the Week (Nov. 19 & Dec. 23) // 2018 AP Female Athlete of the Year Runner-Up

• Became the program's all-time leading scorer on Feb. 21 vs Duke, passing Skylar Diggins-Smith's record of 2,357 career points. Ultimately finished with 2,626 points which ranks 3rd all-time in the ACC.

• NCAA Tournament - Averaged 25.8 points, 4.8 rebounds, 2.8 assists & 2.0 steals. Shot 44.3 percent.

• Scored 155 points in the NCAA Tournament, which ranked fourth all-time. Overall, Arike totaled 414 points in her NCAA Championship career, which ranks sixth.

• Explosive quarter outbreaks - Arike scored 14 or more points in a quarter 4 times: Scored 15 of her 32 points in the third quarter at Marquette // Scored 19 of her 30 points vs Louisville in the fourth, including 12 in the final 40 seconds // Scored 16 of her 28 points in the third at Tennessee // Then scored 14 clutch 4th quarter points vs UConn in NSF game, finishing with 23.

• Big-Moment Arike Strikes Again -- Tallied a career high 34 points in the Sweet 16 vs Texas A&M, pouring in 12 points in the final quarter.

• Topped her program record by averaging 21.8 ppg, which ranked 1st in the ACC & 12th in the nation. Her program record 849 total points ranked 4th in the country.

• Topped her 20+ scoring games record with 27 and set the career mark with 60. Also set the season record for 30+ scoring games with seven and the career mark with 11. Arike tallied a career best seven straight to start the year, topping '97 grad Katryna Gaither who notched six straight to start the 96-97 season. Arike tied the seven straight stretch again from Feb. 10-March 8.

• Averaged 23.3 ppg on 41.7 percent shooting, with 5.6 rebounds & 3.3 assists against 16 ranked teams.

• 1-of-5 Division I players to average over 21 points, 4.5 rebounds, 3.5 assists and 1.5 steals -- other four being Cierra Dillard, Aari McDonald, Bridget Carleton and Naphessa Collier.

• After sitting with just four points at the half vs No. 2 Louisville (1/10), Arike took over the game in the 2nd half to finish with 30 points. Arike totaled 12 points in the final 40 seconds of the game. In addition, Arike's 12-for-12 day from the line fell one short of tying the program's single game performance set by both Ruth Riley & Ashley Barlow (13-for-13).

• At Georgia Tech (1/6), Arike doubled her previous career high with 12 assists to go with her 13 points. It marked the most since Lindsay Allen dished out 13 vs Duke on March 5, 2017.

• Named the Vancouver Showcase MVP. Averaged 24.0 points & 6.3 rebounds in wins over Gonzaga, Drake and No.9 Oregon State.

• Her 17.6 ppg career average ranks second behind Beth Morgan's 18.6. Her 127 games with double-digit points ranks first, as well as her 954 career made field goals. Made 500 career free-throws, which ranks third.

### SEASON BESTS

Pts: 34 (vs Texas A&M, 3/30/19)  
Rebs: 11 (vs Binghamton, 12/16/18)  
FGM: 14 (vs Texas A&M, 3/30/19)  
FGA: 27 (vs Baylor, 4/7/19)  
3FGM: 6 (vs Virginia, 3/3/19)  
3FGA: 9, 2x (last vs UNC, 3/8/19)  
FTM: 12 (vs Louisville, 1/10/19)  
FTA: 12 (vs Louisville, 1/10/19)  
Ast: 12 (vs Georgia Tech, 1/6/19)  
Blk: 1, 2x (last vs WKU, 12/19/18)  
Stl: 5 (vs Boston College, 1/20/19)  
Min: 40, 2x (last at UNC, 1/27/19)

### CAREER BESTS

Pts: 34 (vs Texas A&M, 3/30/19)  
Rebs: 11 (vs Binghamton, 12/16/18)  
FGM: 14 (vs Texas A&M, 3/30/19)  
FGA: 27 (vs Baylor, 4/7/19)  
3FGM: 6 (vs Virginia, 3/3/19)  
3FGA: 10 (at UConn, 12/3/17)  
FTM: 12, 2x (last vs Louisville, 1/10/19)  
FTA: 13 (vs Miami, 1/4/18)  
Ast: 12 (vs Georgia Tech, 1/6/19)  
Blk: 1, 12x (last vs WKU, 12/19/18)  
Stl: 5 (vs Boston College, 1/20/19)  
Min: 45 (vs UConn, 3/30/18)

### KEY STATISTICS

POINTS	ASSISTS	FREE THROWS MADE	STEALS
21.8	3.8	172	1.9
1ST IN ACC	3RD ON TEAM	1ST IN ACC	LEADS TEAM
12TH IN NATION	13TH IN ACC	14TH IN NATION	8TH IN ACC

### SEASON

38.....	Double-Figure Scoring.....	127
27.....	20+ points.....	60
7.....	30+ points.....	11
2.....	Double-Figure Rebounding.....	6
1.....	Double-Figure Assists.....	1
3.....	Double-Doubles.....	7

### CAREER

### 2018-19 GAME-BY-GAME STATISTICS

Date	Opponent	GS	MIN	FG-A	3P-A	FT-A	RB	PF	A	TO	ST	BL	PTS
11/9	Harvard	*	26	10-21	1-5	9-9	0-4-4	2	5	3	1	0	30
11/12	Penn	*	33	6-19	3-9	6-6	2-3-5	1	6	2	2	0	21
11/17	@ DePaul	*	34	8-19	1-5	7-8	1-4-5	3	3	5	2	0	24
11/22	vs Gonzaga	*	36	8-19	1-4	4-6	2-4-6	2	2	4	3	0	21
11/23	vs Drake	*	32	11-19	2-6	6-10	1-7-8	1	3	1	1	1	30
11/24	vs Oregon St	*	40	7-22	2-6	5-10	0-5-5	4	3	1	3	0	21
11/29	Iowa	*	34	13-21	3-5	1-2	2-2-4	1	2	3	1	0	30
12/2	UConn	*	38	6-18	0-6	5-6	2-8-10	4	5	1	0	0	17
12/8	@ Toledo	*	36	9-15	0-2	4-4	0-6-6	2	3	4	2	0	22
12/16	Binghamton	*	23	6-10	1-3	0-2	1-10-11	2	5	2	2	0	13
12/19	Western Ky	*	26	6-11	0-1	4-4	0-4-4	1	4	1	1	1	16
12/22	@ Marquette	*	36	13-21	1-3	5-5	0-2-2	1	3	2	2	0	32
12/30	Lehigh	*	28	8-11	2-3	5-5	0-1-2	2	1	3	1	0	23
1/3	Pittsburgh	*	19	7-9	2-2	2-3	0-3-3	0	3	3	2	0	18
1/6	@ Georgia Tech	*	34	5-17	0-4	3-6	0-3-3	1	12	2	2	0	13
1/10	Louisville	*	39	8-15	2-4	12-12	0-5-5	2	6	4	2	1	30
1/13	Wake Forest	*	29	1-11	0-3	2-2	0-2-2	0	5	4	1	0	4
1/16	@ Virginia Tech	*	28	5-15	2-5	7-9	1-3-4	1	1	2	1	0	19
1/20	Boston College	*	30	9-18	3-7	3-4	0-0-2	2	1	4	5	0	24
1/24	@ Tennessee	*	38	11-21	2-6	4-7	0-6-6	2	2	3	2	0	28
1/27	@ UNC	*	40	5-21	1-7	2-4	2-5-7	2	5	2	1	0	13
1/31	@ Clemson	*	33	7-15	1-5	8-10	0-6-6	0	7	2	3	0	23
2/3	Georgia Tech	*	23	4-10	1-3	3-4	0-5-5	1	4	2	1	0	12
2/7	@ Miami	*	39	4-15	1-6	4-7	0-3-3	4	3	1	1	0	13
2/10	FSU	*	33	9-16	5-7	4-4	1-8-9	1	5	0	2	0	27
2/13	@ Boston College	*	28	8-16	2-7	5-7	0-4-4	1	7	2	3	0	23
2/18	@ NC State	*	37	7-21	1-5	7-7	3-5-8	0	8	1	1	0	22
2/21	Duke	*	29	11-19	2-4	1-1	2-1-3	1	2	2	3	0	25
2/25	@ Syracuse	*	38	8-19	4-7	4-4	0-5-5	3	2	2	4	0	24
3/3	Virginia	*	32	8-14	6-8	2-2	0-3-3	1	3	0	0	0	24
3/8	UNC	*	34	11-23	5-9	1-2	2-2-4	1	4	1	3	0	28
3/9	Syracuse	*	28	5-18	0-5	2-2	1-4-5	1	4	1	0	0	12
3/10	Louisville	*	37	5-19	1-4	1-2	0-6-6	2	1	1	4	0	12
3/23	BCU	*	27	8-15	2-3	5-5	1-2-3	2	4	1	3	0	23
3/25	MSU	*	30	8-17	2-4	5-6	0-4-4	2	5	0	0	0	23
3/30	Texas A&M	*	39	14-26	1-6	5-6	0-5-5	4	4	2	3	0	34
4/1	Stanford	*	34	6-19	2-6	7-7	2-3-5	3	2	1	3	0	21
4/5	UConn	*	37	7-18	3-8	6-6	0-6-6	0	1	0	1	0	23
4/7	Baylor	*	40	11-27	3-5	6-8	2-4-6	1	1	3	2	0	31

### OGUNBOWALE'S OVERALL CAREER STATISTICS

Season	gp-gs	min/avg	Total		3-Point		F-Throws		Rebounds				Scoring							
			fg-fga	pct	fg-fga	pct	ft-fga	pct	off	def	tot	avg	pf	fo	ast	to	blk	stl	pts	avg
2015-16	35-0	676/19.3	143-330	.433	18-46	.391	94-131	.718	48	71	119	3.4	60	0	41	69	3	22	398	11.4
2016-17	37-36	1087/29.4	217-483	.449	64-141	.454	90-123	.732	41	135	176	4.8	68	0	69	57	8	43	588	15.9
2017-18	38-38	1305/34.3	291-657	.443	65-170	.382	144-181	.796	44	160	204	5.4	57	0	105	55	2	55	791	20.8
2018-19	39-39	1285/32.9	303-680	.446	71-198	.359	172-214	.804	28	163	191	4.9	64	0	147	78	3	74	849	21.8
TOTAL	149-113	4353/29.2	954-2150	.444	218-555	.393	500-649	.770	161	529	690	4.6	249	0	362	259	16	194	2626	17.6



# MIKAYLA VAUGHN 30

6-3 // SOPHOMORE // CENTER

PHILADELPHIA, PENN.

PAUL VI

## UPDATE

- Played 38-of-39 games, averaging 9.6 minutes. Scored in 25-of-38 appearances.
- Tallied a bucket in four minutes of play in the national championship game vs Baylor (4/7).
- Arguably one of her best games of the year in the First Round vs Bethune-Cookman (3/23), tallying 9 points and a career high 11 boards. It marked the first double-digit rebounding effort of her career.
- Another important game off the bench in the Second Round vs Michigan State (3/25), earning 4 points and 4 rebounds.
- Went a perfect 4-for-4 from the field at Syracuse (2/25), tallying 8 points to go with 3 boards.
- Tied her career high of 4 blocks vs Wake Forest (1/13) to go with her 9 points.
- Effective off the bench vs No. 2 Louisville (1/10), grabbing a career high 8 rebounds to go with her 5 points.
- Didn't enter the Georgia Tech (1/6) game until the 2nd half and still put up eight points on 4-of-7 shooting.
- Nearly netted a double-double against Binghamton tallying 10 points and eight rebounds - six points and four boards were totaled in the final quarter.
- Led team in blocks (4) in season opener vs Harvard. 1-of-4 Irish in double figures. Earned career bests in points (12), made FG's (6) and blocks (4)

## SEASON BESTS

Pts: 12 (vs Harvard, 11/9/18)  
 Rebs: 11 (vs BCU, 3/23/19)  
 FGM: 6 (vs Harvard, 11/9/18)  
 FGA: 8, 2x (last vs BCU, 3/23/19)  
 3FGM: 3  
 3FGA: 4  
 FTM: 4 (vs Binghamton, 12/16/18)  
 FTA: 4, 3x (last vs Wake Forest, 1/13/19)  
 Ast: 1, 7x (last vs GT, 2/3/19)  
 Blk: 4, 2x (last vs Wake Forest, 1/13/19)  
 Stl: 2 (vs Penn, 11/12/18)  
 Min: 24 (vs Binghamton, 12/16/18)

## CAREER BESTS

Pts: 12 (vs Harvard, 11/9/18)  
 Rebs: 11 (vs BCU, 3/23/19)  
 FGM: 6 (vs Harvard, 11/9/18)  
 FGA: 9 (vs Mount, 11/11/17)  
 3FGM: 3  
 3FGA: 4  
 FTM: 4 (vs Binghamton, 12/16/18)  
 FTA: 4, 3x (last vs Wake Forest, 1/13/19)  
 Ast: 3 (vs Mount, 11/11/17)  
 Blk: 4, 2x (last vs Wake Forest, 1/13/19)  
 Stl: 2, 2x (last vs Penn, 11/12/18)  
 Min: 24 (vs Binghamton, 12/16/18)

## SEASON

2..... Double-Figure Scoring.....3  
 1..... Double-Figure Rebounds.....1  
 0..... 20+ points .....0

## CAREER

## 2018-19 GAME-BY-GAME STATISTICS

Date	Opponent	GS	MIN	FG-A	3P-A	FT-A	RB	PF	A	TO	ST	BL	PTS
11/9	Harvard	23	6-7	0-0	0-2	1-5-6	4	0	0	0	4	4	12
11/12	Penn	15	1-2	0-0	1-2	2-1-3	0	0	2	0	2	0	3
11/17	@ DePaul	3	0-0	0-0	0-0	0-1-1	0	1	2	0	0	0	0
11/22	vs Gonzaga	12	0-1	0-0	0-0	0-0-0	1	0	0	0	1	0	0
11/23	vs Drake	9	0-1	0-0	0-0	1-3-4	3	0	0	0	0	0	0
11/24	vs Oregon St	2	0-0	0-0	0-0	0-0-0	0	0	0	0	0	0	0
11/29	Iowa	6	1-1	0-0	2-2	1-1-2	5	0	0	0	1	4	4
12/2	UConn	1	0-0	0-0	0-0	0-0-0	0	0	0	0	0	0	0
12/8	@ Toledo	5	1-1	0-0	0-0	1-0-1	1	0	1	0	1	2	2
12/16	Binghamton	24	3-8	0-0	4-4	5-3-8	2	0	4	1	0	10	10
12/19	Western Ky	8	1-1	0-0	0-0	0-1-1	3	0	1	1	1	0	2
12/22	@ Marquette	2	0-0	0-0	0-0	0-0-0	0	0	0	0	0	0	0
12/30	Lehigh	18	4-6	0-0	0-0	1-2-3	4	1	1	1	1	0	8
1/3	Pittsburgh	17	3-4	0-0	3-4	2-2-4	1	0	1	1	1	1	9
1/6	@ Georgia Tech	12	4-7	0-0	0-0	1-3-4	0	1	0	1	0	8	8
1/10	Louisville	8	2-5	0-0	1-2	4-4-8	0	0	0	0	1	5	5
1/13	Wake Forest	18	3-5	0-0	3-4	1-2-3	3	0	2	1	4	9	9
1/16	@ Virginia Tech	9	0-0	0-0	0-0	0-2-2	1	1	0	0	0	0	0
1/20	Boston College	6	0-1	0-0	1-2	0-0-0	1	1	0	1	1	1	1
1/24	@ Tennessee	4	0-0	0-0	0-0	0-0-0	0	0	0	0	0	0	0
1/27	@ UNC	6	0-0	0-0	0-0	0-1-1	2	0	1	0	1	0	0
1/31	@ Clemson	12	3-3	0-0	0-2	0-0-0	0	1	1	0	2	6	6
2/3	Georgia Tech	11	1-2	0-0	1-2	1-2-3	1	1	0	0	2	3	3
2/7	@ Miami	7	1-3	0-0	0-0	0-0-0	2	0	1	0	0	2	2
2/10	FSU	1	0-3	0-0	0-0	1-0-1	0	0	0	0	0	0	0
2/13	@ Boston College	DNP											
2/18	@ NC State	14	2-4	0-0	0-0	2-0-2	5	0	1	0	1	4	4
2/21	Duke	10	2-4	0-0	0-0	2-0-2	0	0	2	0	0	4	4
2/25	@ Syracuse	16	4-4	0-0	0-0	2-1-3	1	0	2	0	1	8	8
3/3	Virginia	10	0-1	0-0	0-0	1-2-3	2	0	2	0	0	0	0
3/8	UNC	4	1-2	0-0	0-0	0-1-1	0	0	1	0	0	2	2
3/9	Syracuse	11	1-2	0-0	2-2	1-2-3	1	0	0	0	1	4	4
3/10	Louisville	11	2-5	0-0	0-0	4-0-4	1	0	0	0	0	4	4
3/23	BCU	23	4-8	0-0	1-1	3-8-11	0	0	1	0	1	9	9
3/25	MSU	15	2-6	0-0	0-1	3-1-4	1	0	0	0	1	4	4
3/30	Texas A&M	1	0-0	0-0	0-0	0-0-0	1	0	0	0	0	0	0
4/1	Stanford	5	1-2	0-0	0-0	1-0-1	1	0	0	1	0	2	2
4/5	UConn	2	0-2	0-0	0-0	0-1-1	1	0	1	0	0	0	0
4/7	Baylor	4	1-1	0-0	0-0	0-0-0	0	0	0	0	0	2	2

## VAUGHN'S OVERALL CAREER STATISTICS

Season	gp-gs		Total		3-Point		F-Throws		Rebounds				Scoring												
	gp	gs	fg-fga	pct	fg-fga	pct	ft-fa	pct	off	def	tot	avg	pf	fo	ast	to	blk	stl	pts	avg					
2017-18	6	0	79	13.2	23	37	.622	0	0	.000	2	6	.333	14	12	26	4.3	11	0	4	8	7	3	48	8.0
2018-19	38	0	364	9.6	53	101	.525	0	0	.000	19	30	.633	41	49	90	2.4	48	2	7	25	24	10	125	3.3
TOTAL	44	0	443	10.1	76	138	.551	0	0	.000	21	36	.583	55	61	116	2.6	59	2	11	33	31	13	173	3.9



# JESSICA SHEPARD 32

6-4 // SENIOR // FORWARD

FREMONT, NEB.

NEBRASKA // FREMONT HS

### UPDATE

• AP 2nd Team All-American // NCAA Chicago All-Regional Team // Wooden Award National Ballot // ACC All-Tournament Team // First Team All-ACC // Katrina McClain Award Top 10 // Naismith Trophy Midseason Team // Wooden Award Late Season Top 20 // Wooden Award Midseason Top 25 // 2019 Katrina McClain Watch List // Wooden Award Watch List // Naismith Trophy Watch List // Wade Trophy Watch List // Preseason All-ACC honoree

• NCAA Tournament: Averaged 17.8 points, 12.2 rebounds & 4.2 assists. Shot 53.9 percent.

• 19 double-doubles - tied Natalie Achonwa for most in a season. Her 34 double-doubles at ND ranks 4th all-time. Her 59 career total ranked in top 10 among active Division I players.

• Recorded 11 double-doubles over the last 14 games -- 4 of her last 6 double-doubles have all been with 20-plus points. Side note - Shepard achieved 4 double-doubles for 2018 NCAA Championship run and topped it this year with five.

• Three double-doubles of 15+ points, 15+ rebounds. Six double-doubles with 20+ points.

• Achieved the 2,000 career points / 1,000 career rebounds milestone on Jan. 27 at UNC. Shepard is 1-of-10 active Division I players who reached the milestone. She finished with 2,340 points & 1,248 rebounds.

• Finished on a career best 23 straight games with double-digit points.

• With 698 rebounds at ND, Shepard has recorded the most in program history over a player's junior and senior years. Dev Peters held the previous record with 656 as an upperclassman.

• Season high 30-point, 13-rebound, double-double in the ACC title game vs UL (3/10). Led Irish over ACC Tournament with 20.0 ppg & 10.3 rpg.

• 1-of-5 Division I players who averaged over 16 points, 10 rebounds and 3 assists.

• Only player to rank in Top 15 in 8 different stat categories in ACC play only: 9th in Scoring (16.5), 3rd in Rebounds (10.0), 2nd in FG% (.597), 13th in Assists (3.5), 6th in FT% (.831), 12th in A/TO Ratio (1.4), 2nd in Offensive Rebounds (3.7) and 5th in Defensive Rebounds (6.3).

• Dating from her last shot at Toledo and into the start of the Marquette game, Shepard made 17 consecutive field goals which tied Carey Poor's ND record set back in 1994. Shepard went a perfect 8-for-8 from the field vs Binghamton (12/16), becoming the first Irish player to go 8-for-8 or better in a game since Taya Reimer (8-8) vs Louisville on Feb. 23, 2015.

• Earned a 15-point, 18-rebound, double-double at Marquette (12/22), as the latter ranked as her highest rebound total in an Irish uniform and just two shy of her career high set at Nebraska.

• Considered one of the top outlet passers in the country and the anchor behind ND's strong transition game.

• Recorded the most rebounds (390) and highest average (10.3) in a season. Also finished with the program's highest career rebounding average with 9.2.

• Shot 58.0 percent from the field at ND, which ranks sixth all-time.

### SEASON BESTS

Pts: 30 (vs Louisville, 3/10/19)  
 Rebs: 18 (at Marquette, 12/22/18)  
 FGM: 13 (vs Louisville, 3/10/19)  
 FGA: 22 (vs FSU, 2/10/19)  
 3FGM:  
 3FGA: 1 (vs Oregon St, 11/24/18)  
 FTM: 6 (at Boston College, 2/13/19)  
 FTA: 7, 2x (last vs Oregon St, 11/24/18)  
 Ast: 7, 2x (last vs UConn, 4/5/19)  
 Blk: 2, 4x (last vs Stanford, 4/1/19)  
 Stl: 4, 3x (last at Boston College, 2/13/19)  
 Min: 40, 2x (last vs UConn, 4/5/19)

### CAREER BESTS

Pts: 39 (vs DePaul, 12/17/17)  
 Rebs: 20 (vs Michigan, 1/24/16)  
 FGM: 17 (vs DePaul, 12/17/17)  
 FGA: 27 (vs Ohio State, 2/16/17)  
 3FGM: 2, 8x (last vs Illinois, 3/1/17)  
 3FGA: 6 (vs Illinois, 1/15/17)  
 FTM: 11, 2x (last vs FSU, 3/3/18)  
 FTA: 20, 2x (last vs Michigan State, 2/26/17)  
 Ast: 7, 3x (last vs UConn, 4/5/19)  
 Blk: 6 (at Penn, 12/9/17)  
 Stl: 5 (vs Clemson, 1/21/18)  
 Min: 43 (vs UConn, 3/30/18)

### KEY STATISTICS

POINTS	FG%	REBOUNDS	DOUBLE-DOUBLES
16.7	.594	10.3	19
2ND ON TEAM	2ND IN ACC	3RD IN ACC	LEADS TEAM
8TH IN ACC	13TH IN NATION	37TH IN NATION	13TH IN NATION

### SEASON

36..... Double-Figure Scoring.....	119
8..... 20+ points.....	45
1..... 30+ points.....	5
21..... Double-Figure Rebounds.....	61
19..... Double-Doubles.....	59

### 2018-19 GAME-BY-GAME STATISTICS

Date	Opponent	GS	MIN	FG-A	3P-A	FT-A	RB	PF	A	TO	ST	BL	PTS
11/9	Harvard	*	26	12-16	0-0	4-6	3-5-8	0	4	1	1	1	28
11/12	Penn	*	26	8-13	0-0	1-3	1-7-8	3	2	3	2	1	17
11/17	@DePaul	*	29	7-13	0-0	1-4	8-8-16	1	0	2	0	0	15
11/22	vs Gonzaga	*	26	5-11	0-0	5-7	3-11-14	0	1	3	1	1	15
11/23	vs Drake												DNP
11/24	vs Oregon St	*	37	7-11	0-1	3-7	4-6-10	2	2	2	1	1	17
11/29	Iowa	*	27	5-10	0-0	0-0	3-5-8	3	4	2	3	0	10
12/2	UConn	*	35	6-13	0-0	1-2	3-5-8	4	2	1	0	0	13
12/8	@Toledo	*	33	6-11	0-0	4-4	3-5-8	4	2	3	1	0	16
12/16	Binghamton	*	19	8-8	0-0	2-2	0-4-4	1	2	2	3	0	18
12/19	Western Ky	*	24	6-6	0-0	0-2	2-4-6	2	5	4	2	2	12
12/22	@Marquette	*	35	7-12	0-0	1-2	7-11-18	2	2	2	0	0	15
12/30	Lehigh	*	29	6-10	0-0	2-3	3-4-7	3	6	2	1	0	14
1/3	Pittsburgh	*	17	1-8	0-0	4-4	6-5-11	1	5	1	0	0	6
1/6	@Georgia Tech	*	33	8-10	0-0	3-5	1-6-7	3	6	2	0	2	19
1/10	Louisville	*	30	2-4	0-0	3-5	3-12-15	4	1	5	0	0	7
1/13	Wake Forest	*	18	7-9	0-0	2-3	2-4-6	1	5	2	4	1	16
1/16	@Virginia Tech	*	26	8-11	0-0	4-5	4-7-11	1	3	1	1	1	20
1/20	Boston College	*	28	4-9	0-0	3-3	4-6-10	2	6	3	0	2	11
1/24	@Tennessee	*	37	6-13	0-0	1-4	3-8-11	1	3	1	2	0	13
1/27	@UNC	*	37	8-13	0-0	3-3	2-6-8	1	4	4	1	0	19
1/31	@Clemson	*	27	7-9	0-0	2-2	2-4-6	2	1	3	3	0	16
2/3	Georgia Tech	*	21	5-7	0-0	3-4	1-4-5	1	0	1	4	0	13
2/7	@Miami	*	37	6-12	0-0	5-6	8-9-17	4	2	4	0	1	17
2/10	FSU	*	34	12-22	0-0	2-2	3-5-8	2	2	2	1	0	26
2/13	@Boston College	*	22	5-7	0-0	6-6	3-9-12	2	5	2	4	0	16
2/18	@NC State	*	36	8-11	0-0	2-4	4-9-13	2	3	1	3	0	18
2/21	Duke	*	32	10-19	0-0	4-5	8-2-10	1	7	3	2	0	24
2/25	@Syracuse	*	31	7-14	0-0	3-3	5-8-13	0	5	3	1	1	17
3/3	Virginia	*	27	7-11	0-1	5-5	3-5-8	1	1	3	1	0	19
3/8	UNC	*	30	7-9	0-0	0-0	1-5-6	2	4	4	1	0	14
3/9	Syracuse	*	26	6-13	0-0	4-6	6-6-12	1	2	2	2	0	16
3/10	Louisville	*	35	13-17	0-0	4-6	9-4-13	3	4	3	0	0	30
3/23	BCU	*	26	9-15	0-0	4-4	5-8-13	2	4	1	2	0	22
3/25	MSU	*	25	9-15	0-0	1-2	1-8-9	3	2	2	3	1	19
3/30	Texas A&M	*	40	11-18	0-0	2-3	6-8-14	2	6	3	1	0	24
4/1	Stanford	*	38	5-12	0-0	1-1	6-8-14	1	4	1	2	2	11
4/5	UConn	*	40	10-19	0-0	0-0	7-6-13	2	7	3	1	0	20
4/7	Baylor	*	40	4-10	0-0	3-5	6-4-10	2	2	2	0	2	11

### SHEPARD'S OVERALL CAREER STATISTICS - NOTRE DAME

Season	gp-gs	min/avg	Total		3-Point		F-Throws		Rebounds				Scoring							
			fg-fga	pct	fg-fga	pct	ft-fa	pct	off	def	tot	avg	pf	fo	ast	to	blk	stl	pts	avg
2017-18	38-37	1112/29.3	244-432	.565	0-2	.000	106-156	.679	117	191	308	8.1	73	0	93	84	28	31	594	15.6
2018-19	38-38	1129/29.7	268-451	.594	0-2	.000	98-138	.710	149	241	390	10.3	72	0	126	89	19	54	634	16.7
TOTAL	76-75	2241/29.5	512-883	.580	0-4	.000	204-294	.694	266	432	698	9.2	145	0	219	173	47	85	1228	16.2

### SHEPARD'S OVERALL CAREER STATISTICS - NEBRASKA

Season	gp-gs	min/avg	Total		3-Point		F-Throws		Rebounds				Scoring							
			fg-fga	pct	fg-fga	pct	ft-fa	pct	off	def	tot	avg	pf	fo	ast	to	blk	stl	pts	avg
2015-1	31-29	884/28.5	228-447	.510	0-2	.000	118-203	.581	96	170	266	8.6	65	1	59	108	20	19	574	18.5
2016-1	29-29	897/30.9	206-505	.408	28-89	.315	98-176	.557	69	215	284	9.8	75	3	54	102	7	15	538	18.6
TOTAL	60-58	1781/29.9	434-952	.456	28-91	.308	216-379	.570	165	385	550	9.2	140	4	113	210	27	34	1112	18.5





# DANIELLE PATTERSON 33

6-2 // SOPHOMORE // FORWARD

BROOKLYN, NEW YORK

THE MARY LOUIS ACADEMY

## SEASON BESTS

Pts: 14 (at DePaul, 11/17/18)  
Rebs: 7, 2x (last at Boston College, 2/13/19)  
FGM: 5 (at DePaul, 11/17/18)  
FGA: 10 (vs Wake Forest, 1/13/19)  
3FGM:  
3FGA:  
FTM: 4 (at DePaul, 11/17/18)  
FTA: 4, 2x (last vs FSU, 2/10/19)  
Ast: 2 (at Boston College, 2/13/19)  
Blk: 3 (at DePaul, 11/17/18)  
Stl: 1, 3x (last at Boston College, 2/13/19)  
Min: 26, 2x (last at Boston College, 2/13/19)

## CAREER BESTS

Pts: 14 (at DePaul, 11/17/18)  
Rebs: 9 (vs ETSU, 11/24/17)  
FGM: 5 (at DePaul, 11/17/18)  
FGA: 10 (vs Wake Forest, 1/13/19)  
3FGM:  
3FGA:  
FTM: 5 (vs Mount, 11/11/17)  
FTA: 8 (vs Mount, 11/11/17)  
Ast: 2, 2x (last at Boston College, 2/13/19)  
Blk: 3 (at DePaul, 11/17/18)  
Stl: 2 (vs CSUN, 3/16/18)  
Min: 29 (vs Boston College, 1/14/18)

## UPDATE

- Played in 33-of-38 games, averaging 10.6 minutes. Scored in 20-of-33 games played.
- Came in when Turner got two fouls in the first half vs UConn (4/5) and reeled in two boards.
- Scored her first points of the 2019 NCAA Championship with a field goal and free throw vs. Michigan State on March 25. Also reeled in two boards.
- At Boston College (2/13), tied her season high in minutes (26) and rebounds (7) while tying her career high in assists (2).
- Grabbed a season high seven rebounds at Virginia Tech (1/16) to go with her eight points.
- Made her first career start vs Drake (11/23), reeling in 6 rebounds in 26 minutes of play.
- Career game at #15 DePaul with highs in points (14), made field goals (5) and blocks (3).
- Provided positive plus-minus minutes vs UConn (12/2) in 11 minutes of action. Knocked down 1-of-2 shots for 2 points.
- Earned the team's Most Improved Award.

## SEASON

1..... Double-Figure Scoring.....3

## CAREER

## 2018-19 GAME-BY-GAME STATISTICS

Date	Opponent	GS	MIN	FG-A	3P-A	FT-A	RB	PF	A	TO	ST	BL	PTS
11/9	Harvard		DNP										
11/12	Penn	3	0-1	0-0	0-0	0-0-0	0	0	0	0	0	0	0
11/17	@ DePaul	22	5-6	0-0	4-4	2-0-2	3	0	1	0	3	14	
11/22	vs Gonzaga	10	0-1	0-0	0-0	0-1-1	0	0	1	0	0	0	
11/23	vs Drake	*	26	4-8	0-0	0-0	3-3-6	0	0	0	0	8	
11/24	vs Oregon St	2	0-0	0-0	0-0	0-0-0	0	0	0	0	0	0	
11/29	Iowa	16	2-6	0-0	0-0	1-3-4	0	0	0	0	1	4	
12/2	UConn	11	1-2	0-0	0-0	0-1-1	0	1	1	0	0	2	
12/8	@ Toledo		DNP										
12/16	Binghamton		DNP										
12/19	Western Ky	15	4-6	0-0	0-0	1-1-2	2	0	1	0	0	8	
12/22	@ Marquette	10	2-2	0-0	2-2	0-1-1	2	0	1	0	0	6	
12/30	Lehigh	6	1-2	0-0	0-0	0-0-0	1	1	1	0	0	2	
1/3	Pittsburgh	24	3-5	0-0	0-0	1-1-2	0	0	0	0	1	6	
1/6	@ Georgia Tech	10	1-2	0-0	0-0	0-0-0	0	0	1	0	0	2	
1/10	Louisville	5	0-0	0-0	0-0	0-0-0	0	0	0	1	0	0	
1/13	Wake Forest	14	3-10	0-0	0-0	3-2-5	2	0	1	0	1	6	
1/16	@ Virginia Tech	18	4-7	0-0	0-0	4-3-7	0	0	0	0	0	8	
1/20	Boston College	6	1-1	0-0	0-0	0-0-0	0	0	0	0	0	2	
1/24	@ Tennessee	1	0-0	0-0	0-0	0-0-0	0	0	1	0	0	0	
1/27	@ UNC	3	0-0	0-0	0-0	0-0-0	0	0	0	0	0	0	
1/31	@ Clemson	12	1-2	0-0	1-2	0-2-2	0	1	3	0	0	3	
2/3	Georgia Tech	14	1-3	0-0	1-2	0-0-0	0	0	3	1	0	3	
2/7	@ Miami		DNP										
2/10	FSU	6	0-3	0-0	3-4	1-2-3	0	0	2	0	0	3	
2/13	@ Boston College	26	3-7	0-0	0-0	4-3-7	0	2	2	1	1	6	
2/18	@ NC State	4	1-2	0-0	0-0	0-0-0	0	0	0	0	1	2	
2/21	Duke	8	0-1	0-0	0-0	0-0-0	0	0	0	0	0	0	
2/25	@ Syracuse	2	0-0	0-0	0-0	0-0-0	0	0	1	0	0	0	
3/3	Virginia	8	0-1	0-0	0-0	1-0-1	1	0	0	0	1	0	
3/8	UNC	17	0-0	0-0	1-2	0-1-1	1	0	0	1	0	1	
3/9	Syracuse	22	3-4	0-0	0-0	0-1-1	2	0	1	0	0	6	
3/10	Louisville	2	0-0	0-0	0-0	0-0-0	0	0	1	0	0	0	
3/23	BCU	13	0-2	0-0	0-0	0-0-0	0	1	1	0	0	0	
3/25	MSU	9	1-2	0-0	1-2	1-1-2	0	1	2	1	0	3	
3/30	Texas A&M		DNP										
4/1	Stanford	1	0-0	0-0	0-0	0-0-0	0	0	0	0	0	0	
4/5	UConn	4	0-0	0-0	0-0	1-1-2	1	0	0	0	0	0	
4/7	Baylor		DNP										

## PATTERSON'S OVERALL CAREER STATISTICS

Season	gp-gs	min/avg	Total		3-Point		F-Throws		Rebounds				Scoring							
			fg-fga	pct	fg-fga	pct	ft-fta	pct	off	def	tot	avg	pf	fo	ast	to	blk	stl	pts	avg
2017-18	33-0	411/12.5	38-78	.487	0-0	.000	19-38	.500	27	37	64	1.9	15	0	8	21	8	8	95	2.9
2018-19	33-1	351/10.6	41-86	.477	0-0	.000	13-18	.722	23	27	50	1.5	15	0	7	25	9	5	95	2.9
TOTAL	66-1	762/11.5	79-164	.482	0-0	.000	32-56	.571	50	64	114	1.7	30	0	15	46	17	13	190	2.9



# MAUREEN BUTLER

# 40

6-1 // SENIOR // FORWARD

LIVONIA, MICH.

DEARBORN DIVINE CHILD

## UPDATE

- Made appearances in 23 games, averaging 3.5 minutes. Surpassed the 20 appearances she made during the 2017-18 national championship season.
- Made her first NCAA Championship field goal versus Michigan State on March 25.
- Started on Senior Day vs Virginia on March 3.
- Played a career best 10 minutes in the season opener, reeling in two rebounds and her first career steal.
- Picked up her first career assists and first career block against Binghamton (12/16).
- Majoring in International Economics with a Spanish concentration.

## SEASON BESTS

Pts: 2, 2x (last vs MSU, 3/25/19)  
 Rebs: 2, 2x (last vs GT, 2/3/19)  
 FGM: 1, 2x last vs MSU, 3/25/19)  
 FGA: 3 (vs Binghamton, 12/16/18)  
 3FGM:  
 3FGA: 2 (vs Virginia, 3/3/19)  
 FTM:  
 FTA: 2, 2x (last vs GT, 2/3/19)  
 Ast: 2 (vs Binghamton, 12/16/18)  
 Blk: 1 (vs Binghamton, 12/16/18)  
 Stl: 1 (vs Harvard, 11/9/18)  
 Min: 10 (vs Harvard, 11/9/18)

## CAREER BESTS

Pts: 4 (vs Virginia, 3/2/18)  
 Rebs: 2, 4x (last vs GT, 2/3/19)  
 FGM: 2 (vs Virginia, 3/2/18)  
 FGA: 3 (vs Binghamton, 12/16/18)  
 3FGM:  
 3FGA: 2 (vs Virginia, 3/3/19)  
 FTM: 2 (vs Virginia Tech, 2/22/18)  
 FTA: 2, 3x (last vs Harvard, 11/9/18)  
 Ast: 2 (vs Binghamton, 12/16/18)  
 Blk: 1 (vs Binghamton, 12/16/18)  
 Stl: 1 (vs Harvard, 11/9/18)  
 Min: 10 (vs Harvard, 11/9/18)

## SEASON

0..... Double-Figure Scoring.....0

## CAREER

## 2018-19 GAME-BY-GAME STATISTICS

Date	Opponent	GS	MIN	FG-A	3P-A	FT-A	RB	PF	A	TO	ST	BL	PTS
11/9	Harvard	10	0-1	0-0	0-2	1-1-2	0	0	0	1	0	0	0
11/12	Penn	1	1-1	0-0	0-0	1-0-1	0	0	1	0	0	0	2
11/17	@ DePaul	DNP											
11/22	vs Gonzaga	DNP											
11/23	vs Drake	3	0-1	0-0	0-0	1-0-1	1	0	0	0	0	0	0
11/24	vs Oregon St	DNP											
11/29	Iowa	3	0-2	0-0	0-0	0-0-0	0	0	0	0	0	0	0
12/2	UConn	DNP											
12/8	@ Toledo	2	0-0	0-0	0-0	0-0-0	0	0	0	0	0	0	0
12/16	Binghamton	9	0-3	0-0	0-0	1-0-1	2	2	0	0	1	0	0
12/19	Western Ky	4	0-1	0-0	0-0	0-0-0	1	0	0	0	0	0	0
12/22	@ Marquette	DNP											
12/30	Lehigh	2	0-0	0-0	0-0	0-0-0	0	0	0	0	0	0	0
1/3	Pittsburgh	6	0-0	0-0	0-0	0-1-1	1	1	0	0	0	0	0
1/6	@ Georgia Tech	1	0-0	0-0	0-0	0-0-0	0	0	0	0	0	0	0
1/10	Louisville	DNP											
1/13	Wake Forest	3	0-0	0-0	0-0	0-1-1	0	0	0	0	0	0	0
1/16	@ Virginia Tech	2	0-0	0-0	0-0	0-0-0	0	1	1	0	0	0	0
1/20	Boston College	2	0-0	0-0	0-0	0-0-0	0	0	0	0	0	0	0
1/24	@ Tennessee	DNP											
1/27	@ UNC	DNP											
1/31	@ Clemson	DNP											
2/3	Georgia Tech	5	0-1	0-0	0-2	1-1-2	0	1	0	0	0	0	0
2/7	@ Miami	DNP											
2/10	FSU	2	0-0	0-0	0-0	0-0-0	0	1	0	0	0	0	0
2/13	@ Boston College	5	0-0	0-0	0-0	0-0-0	0	0	0	0	0	0	0
2/18	@ NC State	1	0-0	0-0	0-0	0-0-0	0	0	0	0	0	0	0
2/21	Duke	DNP											
2/25	@ Syracuse	1	0-0	0-0	0-0	0-0-0	0	0	0	0	0	0	0
3/3	Virginia	7	0-2	0-2	0-0	0-0-0	0	0	1	0	0	0	0
3/8	UNC	2	0-0	0-0	0-0	0-0-0	0	0	0	0	0	0	0
3/9	Syracuse	4	0-0	0-0	0-0	0-1-1	1	0	0	0	0	0	0
3/10	Louisville	DNP											
3/23	BCU	2	0-0	0-0	0-0	0-1-1	0	0	0	0	0	0	0
3/25	MSU	2	1-1	0-0	0-0	0-0-0	0	0	2	0	0	0	2
3/30	Texas A&M	DNP											
4/1	Stanford	DNP											
4/5	UConn	DNP											
4/7	Baylor	DNP											

## BUTLER'S OVERALL CAREER STATISTICS

Season	gp-gs	min/avg	Total		3-Point		F-Throws		Rebounds				Scoring							
			fg-fga	pct	fg-fga	pct	ft-fta	pct	off	def	tot	avg	pf	fo	ast	to	blk	stl	pts	avg
2017-18	20-0	47/2.4	6-9	.667	0-0	.000	3-4	.750	0	9	9	0.5	6	0	0	1	0	0	15	0.8
2018-19	23-1	80/3.5	2-13	.154	0-2	.000	0-4	.000	5	6	11	0.5	6	0	6	5	1	1	4	0.2
TOTAL	43-1	127/3.0	8-22	.364	0-2	.000	3-8	.375	5	15	20	0.5	12	0	6	6	1	1	19	0.4

**LAST TIME NOTRE DAME ...**

**SCORING**

Player scored 25 points See 30  
 Player scored 30 points Arike Ogunbowale (31) vs Baylor, 4/7/19 (Tampa)  
 Player scored 35 points Jessica Shepard (39) vs DePaul, 12/17/17  
 Player scored 40 points Jewell Loyd (41) at DePaul, 12/10/14  
 Player came off bench and scored 20 points Jackie Young (22), vs. Virginia, 3/3/19  
 Two players scored 20 points Arike Ogunbowale (31) & Marina Mabrey (21), vs Baylor, 4/7/19 (Tampa)  
 Three players scored 20 points Jessica Shepard (30), Jackie Young (21), Brianna Turner (20) vs Louisville, 3/10/19 (Greensboro, N.C.)  
 Three players scored 20 points/consecutive games Arike Ogunbowale (30), Jessica Shepard (24), Marina Mabrey (23) vs CSUN, 3/16/18; Arike Ogunbowale (24), Jessica Shepard (25), Jackie Young (24) vs. Villanova, 3/18/18  
 Two players scored 25 points Arike Ogunbowale (27) & Jessica Shepard (26) vs FSU, 2/10/19  
 Player scored 25 points/consecutive games Arike Ogunbowale (27 vs. Georgia Tech, 2/11/18; 27 at Virginia, 2/15/18)  
 None in double figures at Seton Hall, 2/8/04  
 One in double figures Brianna Turner (25) vs. Duke, 1/26/17  
 Six in double figures Arike Ogunbowale (13), Brianna Turner (14), Jessica Shepard (18), McKayla Vaughn (10), Marina Mabrey (21), Jackie Young (21) vs Binghamton, 12/16/18  
 Seven in double figures See eight in double figures  
 Eight in double figures Devereaux Peters (20), Natalie Achonwa (19), Kaila Turner (14), Natalie Novosel (13), Skylar Diggins (11), Brittany Mallory (11), Kayla McBride (11) and Markisha Wright (11) vs. Pittsburgh, 1/17/12  
 ND scored 55 points/half 58 (2nd half) vs Stanford, 4/1/19 (Chicago)  
 ND scored 60 points/half 60 (1st half) vs Pitt, 1/3/19  
 ND scored 50 points in both halves 50 (1st) & 53 (2nd) vs. Harvard, 11/9/18  
 ND scored 100 points/game 103 vs Virginia, 3/3/19  
 ND scored 100 points/home game See 100 points  
 ND scored 100 points/neutral site 100 vs. Duquesne, 12/1/13 (@ Toronto, Ontario)  
 ND scored 100 points/conference game 103 vs Virginia, 3/3/19  
 ND scored fewer than 15 points/half 11 (1st half) at West Virginia, 1/13/08  
 ND scored fewer than 20 points/half 17 (1st half) at Connecticut, 4/1/18  
 ND scored fewer than 50 points/game 44 at Connecticut, 3/8/10

**FIELD GOAL SHOOTING**

Player made every shot from the field (min. 7) Jessica Shepard (8-8) vs Binghamton, 12/16/18  
 ND shot 55 percent/consecutive games 56.7 (38-67) at Syracuse, 2/25/19; 55.1 (38-69) vs Virginia, 3/3/19, 58.0 (40-69) vs North Carolina, 3/8/19 (Greensboro, N.C.)  
 ND shot 60 percent/game 61.4 (35-57) vs Lehigh, 12/30/18  
 ND shot 65 percent/game 69.8 (37-53) vs WKU, 12/19/18  
 ND shot 70 percent/game 70.2 (40-57) at Mercer, 12/30/11  
 ND shot below 25 percent/game 24.5 (13-53) at West Virginia, 1/13/08  
 ND shot below 30 percent/game 29.7 (22-74) vs. Connecticut, 4/7/13 (@ New Orleans, La.)  
 ND shot below 35 percent/game 33.3 (21-63) vs. Connecticut, 4/7/15 (@ Tampa, Fla.)  
 ND shot below 35 percent/game and won 34.8 (23-66) vs. South Florida, 3/10/13 (@ Hartford, Conn.)  
 ND shot 65 percent/half 69.2 (18-26) at Syracuse, 2/25/19  
 ND shot 70 percent/half See 75  
 ND shot 75 percent or greater/half .758 (22-29), 2nd half at Clemson, 1/31/19  
 ND shot below 25 percent/half 24.0 (6-25), 1st half at Miami, 1/8/15  
 ND shot below 30 percent/half 29.4 (10-34), 2nd half vs UConn, 12/2/18

**THREE-POINT SHOOTING**

Player made 4 three-pointers/half See 5/half  
 Player made 5 three-pointers/half Marina Mabrey (1st half) vs Texas A&M, 3/24/18 (Spokane, Wash.)  
 Player made 5 three-pointers Arike Ogunbowale vs North Carolina, 3/8/19 (Greensboro, N.C.)  
 Player made 6 three-pointers Arike Ogunbowale vs Virginia, 3/3/19  
 Player made 7 three-pointers Marina Mabrey vs Texas A&M, 3/24/18 (Spokane, Wash.)  
 Player made 8 three-pointers Sheila McMillen vs. St. John's, 2/28/98 (@ Piscataway, N.J.)  
 Player attempted 10 three-pointers Marina Mabrey (10) at Clemson, 1/31/19  
 ND made 10 three-pointers 13 vs Virginia, 3/3/19  
 ND did not make a three-pointer vs. Saint Joseph's (Pa.), 12/21/14  
 ND attempted 20 three-pointers 20 vs UConn, 4/5/19 (Tampa)  
 ND shot 60 percent 3FG (min. 5 att.) 66.7 (8-12) vs WKU, 12/19/18

**FREE-THROW SHOOTING**

Player made 10 free-throws Arike Ogunbowale (12) vs Louisville, 1/10/19  
 Player made 15 free-throws Jewell Loyd (15) at DePaul, 12/10/14  
 Player attempted 15 free-throws Brianna Turner (16) at North Carolina, 1/15/15  
 Player made 10 for 10 or better 12-12 by Arike Ogunbowale vs Louisville, 1/10/19  
 ND shot 90 percent (min. 10 att.) 93.8 (15-16) vs Stanford, 4/1/19 (Chicago)  
 ND shot below 50 percent (min. 10 att.) 46.7 (7-15) at Georgia Tech, 1/6/19  
 ND made 30 free-throws 31 (attempted 46) vs. UCLA, 11/28/15 (@ Freeport, Bahamas)  
 ND made fewer than five FTs 4 (attempted 7) vs. Wake Forest, 1/5/17  
 ND attempted 40 free-throws 46 (made 31) vs. UCLA, 11/28/15 (@ Freeport, Bahamas)  
 ND attempted fewer than five FTs 2 (made 2) at Connecticut, 3/8/10

**REBOUNDS**

Player had 15 rebounds Brianna Turner (15) vs UConn, 4/5/19 (Tampa)  
 Player had 20 rebounds Natalie Achonwa (20) vs. South Florida, 3/10/13 (@ Hartford, Conn.)  
 Two players had double-figure rebounds Brianna Turner (12) & Jessica Shepard (10), vs Baylor, 4/7/19 (Tampa)  
 Three players had double-figure rebounds Jessica Shepard (12), Kathryn Westbeld (10), and Jackie Young (10) vs Marquette, 12/20/17  
 ND had 50 rebounds 54 vs UConn, 4/5/19 (Tampa)  
 ND had 25 offensive rebounds 25 vs Iowa, 11/29/18  
 ND had 30 offensive rebounds 30 vs Longwood, 12/28/11

**DOUBLE-DOUBLES**

Points & rebounds/3 consecutive games See 4  
 Points & rebounds/4 consecutive games Jessica Shepard (24/14) vs Texas A&M, 3/30/19; (11/14) vs Stanford, 4/1/19; (20/13) vs UConn, 4/5/19; (11/10) vs Baylor, 4/7/19  
 Points & rebounds/5 consecutive games Jessica Shepard (17/10) vs Florida State, 3/3/18; (23/10) vs Louisville, 3/4/18; (24/10) vs CSUN, 3/16/18; (25/10) vs Villanova, 3/18/18; (13/10) vs Texas A&M, 3/24/18 (Spokane, Wash.)  
 Points & assists Marina Mabrey (12/12) vs UConn, 4/5/19 (Tampa)  
 Rebounds & assists Lindsay Allen (11/10) vs. Virginia 1/29/17  
 Points & assists/consecutive games Niele Ivey (12/10) at Valparaiso, 11/17/00; (14/11) vs. Arizona, 11/20/00  
 Two players had double-doubles Jessica Shepard (11p/10r) & Brianna Turner (12p/12r) vs Baylor, 4/7/19 (Tampa)  
 Three players had double-doubles Jessica Shepard (20p/13r), Brianna Turner (15p/15r), Marina Mabrey (12p/12a), vs UConn, 4/5/19 (Tampa)  
 20+ points and 10+ rebounds Jessica Shepard (20p/13r) vs UConn, 4/5/19 (Tampa)  
 30+ points and 10+ rebounds Jessica Shepard vs Louisville, 3/10/19 (Greensboro, N.C.)  
 40+ points and 10+ rebounds Jewell Loyd (41/12) vs DePaul, 12/10/14  
 15 points and 15 rebounds Brianna Turner (15p/15r) vs UConn, 4/5/19 (Tampa)  
 20 points and 20 rebounds Natalie Achonwa (20/20) vs. South Florida, 3/10/13 (@ Hartford, Conn.)

**TRIPLE DOUBLES (8 in school history)**

Jackie Young (22p/10r/11a) vs Virginia, 3/3/19  
 Jackie Young (16p/12r/10a) at Tennessee, 1/24/19  
 Lindsay Allen (11p/11r/12a) at Chattanooga, 12/27/16  
 Marina Mabrey (18p/10a/12s) at Valparaiso, 11/23/15  
 Skylar Diggins (17p/10r/10a) at DePaul, 2/24/13  
 Skylar Diggins (22p/10r/11a) vs. Maryland, 3/27/12 (@ Raleigh, N.C.)  
 Sara Liebscher (17p/12r/10a) vs. Detroit, 2/15/90  
 Mary Gavin (11p/14a/10s) vs. Marquette, 1/31/87

**ASSISTS**

Player had 10 assists Marina Mabrey (12), vs UConn, 4/5/19 (Tampa)  
 Player had 10 assists/consecutive games Jackie Young - 12 at Syracuse, 2/25/19; 11 vs Virginia, 3/3/19  
 Player had 15 assists Mary Gavin (17) at Marquette, 2/28/87  
 ND had 30 assists 30 at Georgia Tech, 1/6/19  
 ND had fewer than 10 assists 8 vs Mississippi State, 4/1/18 (Columbus, Ohio)  
 ND had fewer than 5 assists 3 vs. Villanova, 3/8/09 (@ Hartford, Conn.)

**BLOCKED SHOTS**

Player blocked 5 shots Brianna Turner (5) vs UConn, 4/5/19  
 Player blocked 6 shots Jessica Shepard (6) at Penn, 12/9/17  
 Player blocked 7 shots Brianna Turner (7) vs. Boston College, 2/23/17  
 Player blocked 10 shots Amanda Barksdale (11) vs. Boston College, 2/10/02  
 ND blocked 10 shots 12 vs WKU, 12/19/18  
 ND blocked 15 shots 16 vs. Boston College, 2/10/02  
 ND blocked 0 shots vs. Boston College, 1/14/18

**STEALS**

Player had 5 steals Marina Mabrey (5) vs. Duke, 2/21/19  
 Player had 10 steals Marina Mabrey (12) at Valparaiso, 11/23/15  
 ND had 20 steals 21 vs. Saint Francis (Pa.), 12/31/12

**TURNOVERS**

ND committed 25 or more 25 at DePaul, 11/17/18  
 ND committed 25 or more and won See 25 or more  
 ND committed 30 or more 30 at West Virginia, 2/22/11  
 ND committed 10 or fewer 10 vs Baylor, 4/7/19 (Tampa)  
 ND committed 10 or fewer/consecutive games 9 vs Texas A&M, 3/30/19 (Chicago); 7 vs Stanford, 4/1/19 (Chicago); 9 vs UConn, 4/5/19 (Tampa); 10 vs Baylor, 4/7/19 (Tampa)  
 ND committed 5 or fewer 5 vs. Louisville, 3/4/17 (@ Conway, S.C.)



## MISCELLANEOUS

Led team in points/rebounds/assists

Hit "final minute" game-winning shot

Four-point play

Made shot from midcourt or beyond

Played every minute

Played more than 40 minutes

ND rallied from 10-point deficit to win

ND rallied from 15-point deficit to win

ND rallied from 20-point deficit to win

ND scored 20 straight points

ND scored 25 straight points

ND scored 30 straight points

Jackie Young (18p/13r/5a) vs Syracuse, 3/9/19

Arike Ogunbowale (OT - 0:01), vs UConn, 3/30/18 (Columbus, Ohio);

Arike Ogunbowale (4Q - 0:01), vs Mississippi State, 4/1/18 (Columbus, Ohio).

Madison Cable (9:52, 2nd half) vs. Wake Forest, 2/1/15

Arike Ogunbowale (50 feet at 0:00, 2nd half) vs. Louisville, 3/4/18

Jessica Shepard & Arike Ogunbowale vs Baylor, 4/7/19 (Tampa)

Marina Mabrey & Arike Ogunbowale vs UConn in OT (45 min), 3/30/18 (Columbus, Ohio)

Trailed Oregon State, 38-24 (7:53 - 2nd), won 91-81, 11/24/18 (Vancouver)

Trailed Mississippi State, 40-25 (6:41, 3rd), won 61-58, 4/1/18 (Columbus, Ohio)

Trailed vs Tennessee, 37-14 (7:03 - 2nd); won 84-70, 1/18/18

22-0 run vs. Duke, 2/21/19

25-0 run vs. Bethune-Cookman, 3/23/19

36-0 run vs. Southeast Missouri State, 1/2/11

## OVERTIME

ND played an OT game

ND played multiple overtimes

ND won an OT game

ND won an OT game at home

ND won an OT game on the road

ND lost an OT game

vs UConn (W, 91-89), 3/30/18 (Columbus, Ohio)

vs. Connecticut (W, 96-87, 3ot), 3/4/13

vs UConn (W, 91-89), 3/30/18 (Columbus, Ohio)

See played an OT game

vs UConn (W, 91-89), 3/30/18 (Columbus, Ohio)

vs. UCLA (L, 86-83, 2ot), 11/18/10

## RANKINGS

Played the No. 1 team in the AP poll

Played the No. 1 team in the WBCA/USA Today poll

Defeated top-5 opponent

Defeated top-10 opponent

Defeated top-10 opponent at home

Defeated top-10 opponent on the road

Defeated top-10 opponent by double digits

vs Baylor (L, 82-81), 4/7/19 (Tampa)

vs Baylor (L, 82-81), 4/7/19 (Tampa)

vs #3 Louisville (W, 99-79), 3/10/19 (Greensboro, N.C.)

vs #6 Stanford (W, 84-68), 4/1/19 (Chicago, Ill.)

#2 Louisville (W, 82-68), 1/10/19

#10 NC State (W, 95-72), 2/18/19

s #6 Stanford (W, 84-68), 4/1/19 (Chicago, Ill.)

## SCORING MARGINS

ND won by 40-plus points

ND won by 50-plus points

ND won by 60-plus points

ND won by 70-plus points

ND lost by 10-19 points

ND lost by 10-19 at home

ND lost by 10-19 points on the road

ND lost by 10-19 points at a neutral site

ND lost by 20-29 points

ND lost by 20-29 points at home

ND lost by 20-29 points on the road

ND lost by 30-plus points

42 --- ND 92, Bethune-Cookman 50, 3/23/19

50 --- ND 97, Boston College 47, 2/13/19

60 --- at ND 114, Valparaiso 54, 12/4/16

75 --- at ND 104, Holy Cross 29, 11/23/14

18 --- UConn 89, ND 71, 12/2/18

18 --- UConn 89, ND 71, 12/2/18

10 --- at Connecticut 91, ND 81, 12/5/15

10 --- Connecticut 63, ND 53, 4/7/15 (@ Tampa, Fla.)

21 --- Connecticut 79, ND 58, 4/8/14 (@ Nashville, Tenn.)

25 --- Connecticut 76, at ND 51, 3/1/10

21 --- at Connecticut 78, ND 57, 2/19/11

33 --- at Louisville 100, ND 67, 1/11/18

## LAST TIME OPPONENT ...

### SCORING

Player scored 25 points

Player scored 30 points

Player scored 35 points

Two players scored 20 points

Three players scored 20 points

Two players scored 25 points

None in double figures

Five in double figures

Six in double figures

Scored 50 points/half

Scored 55 points/half

Scored 60 points/half

Scored 100 points/game

Scored 100 points/non-conference game

Scored fewer than 15 points/half

Scored fewer than 20 points/half

Scored fewer than 40 points/game

Chloe Jackson (26), Baylor, 4/7/19 (Tampa)

See 35

Chennedy Carter (35), Texas A&M, 3/30/19 (Chicago)

Chloe Jackson (26) & Kalani Brown (20), Baylor, 4/7/19 (Tampa)

Channon Fluker (25), Destiny Brooks (24) and Tessa Boagni (23), CSUN, 3/16/18

Brittney Griner (32) and Odyssey Sims (25) at Baylor, 11/20/11 vs Pitt, 1/3/19

Gabby Williams (12), Napheesa Collier (24), Kia Nurse (10), Katie Lou Samuelson (16) and Azura Stevens (19), vs UConn, 3/30/18 (Columbus, Ohio)

Erika Davenport (19), Danielle King (12), Natisha Hiedeman (12), Allazia Blockton (20), Amani Wilborn (10), Isabelle Spingola (12), Marquette, 12/20/17

50 (1st half), vs Oregon State, 11/24/18

56 (1st half), at Louisville, 1/11/18

63 (2nd half), Northwestern State, 3/24/95 (@ Amarillo, Texas)

100, at Louisville, 1/11/18

103, Northwestern State, 3/24/95 (@ Amarillo, Texas)

13 (1st half), Georgia Tech, 2/3/19

19 (1st half), Bethune-Cookman, 3/23/19

37, vs Clemson, 1/21/18

## FIELD GOAL SHOOTING

Shot 55 percent/game

Shot 60 percent/game

Shot below 20 percent/game

Shot below 25 percent/game

Shot below 30 percent/game

Shot 55 percent/half

Shot 60 percent/half

Shot 65 percent/half

Shot 70 percent/half

Shot below 20 percent/half

Shot below 25 percent/half

56.9 (29-51), vs Tennessee, 1/18/18

65.1 (41-63), at Louisville, 1/11/18

18.6 (11-59), Holy Cross, 11/23/14

24.1 (14-58), at Georgia Tech, 1/2/17

28.6 (18-63), Wake Forest, 1/13/19

58.8 (20-34), 1st half, vs Oregon, 3/26/18 (Spokane, Wash.)

62.5 (20-32), 1st half vs Baylor, 4/7/19 (Tampa)

68.2 (15-22), 2nd half by Texas A&M, 4/5/11 (@ Indianapolis, Ind.)

71.8 (23-32), 1st half at Louisville, 1/11/18

14.7 (5-34), 1st half vs Georgia Tech, 2/3/19

22.6 (7-31), 1st half at Boston College, 2/13/19

## THREE-POINT SHOOTING

Player made 5 three-pointers

Player made 6 three-pointers

Player made 7 or more three-pointers

Player attempted 10 three-pointers

Made 10 three-pointers

Did not make a three-pointer

Attempted 30 three-pointers

Shot 50 percent 3FG (min. 5 att.)

Shot 60 percent 3FG (min. 5 att.)

See 7

See 7

Chennedy Carter (7), Texas A&M, 3/30/19 (Chicago)

Chennedy Carter (12), Texas A&M, 3/30/19 (Chicago)

10, vs Stanford, 4/1/19

Duke, 2/16/15

34, Bethune-Cookman, 3/23/19

50.0 (10-20) vs Duke, 2/21/19

64.7 (11-17) at Louisville, 1/11/18

## FREE-THROW SHOOTING

Player made 10 free-throws

Player made 15 free-throws

Player attempted 15 free-throws

Player made 10 for 10 or better

Shot 90 percent (min. 10 att.)

Shot below 50 percent (min. 10 att.)

Made 30 free-throws

Made 5 or fewer FTs

Attempted 40 free-throws

Attempted fewer than five FTs

Asia Durr (10), Louisville, 1/10/19

Nok Duany (15) at Georgetown, 2/23/02

Brittany Hrynok (16) at DePaul, 12/10/14

Allisha Gray (10-10) at North Carolina, 1/15/15

90.9 (10-11), at N.C. State, 2/18/19

40.0 (6-15) at Syracuse, 2/25/19

32 (attempted 37), Illinois, 11/24/98

2 (attempted 7), Baylor, 4/7/19 (Tampa)

45 (made 28), at South Florida, 1/13/07

5 (made 1) at Clemson, 1/31/19

## REBOUNDS

Player had 15 rebounds

Player had 20 rebounds

Two players had double-figure rebounds

Three players had double-figure rebounds

Had 50 rebounds

Out-rebounded ND by 10 or more

Trinity Baptiste (16) at Virginia Tech, 1/16/19

Wendy Scholtens (20) at Vanderbilt, 1/8/89

Emese Hof (13) and Beatrice Mompremier (12) at Miami, 2/7/19

Aurora Adams (16), Brenda McCunn (11) and Paula Langseth (10), Hawaii, 3/22/81 (@ Anchorage, Alaska)

55, Syracuse, 1/21/16

10, at Louisville, 1/11/18

## DOUBLE-DOUBLES

Points & assists

Points & steals

Two players had double-doubles

Three players had double-doubles

Paris Kea (30p/10a) at North Carolina, 1/27/19

Alexis Jones (16/10) at Duke, 2/2/14

Emese Hof (21p/13r) and Beatrice Mompremier (18p/12r) at Miami, 2/7/19

Mary Raese (24p/10r), Mary Westerwelle (11p/10r) and Netra McGrew (10p/10a), Idaho, 3/21/86 (@ Amarillo, Texas)

Napheesa Collier (16/15), UConn, 12/2/18

Kalani Brown (20/13), Baylor, 4/7/19 (Tampa)

Wendy Scholtens (29/20) at Vanderbilt, 1/8/89

Myisha Hines-Allen (31/12) at Louisville, 1/11/18

## TRIPLE-DOUBLES

Points, rebounds, assists

Points, rebounds, steals

Liad Suez-Karni (14p/10r/10a), Villanova, 2/7/06

Diana Vines (23p/11r/12s) at DePaul, 1/24/89

## ASSISTS

Player had 10 assists

Player had 15 assists

Had 25 assists

Had 30 assists

Had fewer than 10 assists

Had 5 or fewer assists

Paris Kea (10), at North Carolina, 1/27/19

Veronica Pettry (16) at Loyola-Chicago, 2/18/89

25, at Louisville, 1/11/18

30 at Loyola-Chicago, 2/18/89

9, vs Mississippi State, 4/1/18 (Columbus, Ohio)

5, vs ETSU, 11/24/17 (@ Estero, Fla.)

## BLOCKED SHOTS

Player blocked 5 shots

Blocked 10 shots

Blocked 15 shots

Blocked 0 shots

Jassany Williams (9) at Miami, 1/8/15

10 at Miami, 1/8/15

16 at Connecticut, 1/27/07

Binghamton, 12/16/18





**STEALS**

Player had 5 steals	J'Kyra Brown, Virginia, 1/29/17
Player had 6 steals	see player had seven steals
Player had 7 steals	Kala Green, North Carolina A&T, 3/19/16
Player had 10 steals	Alexis Jones at Duke, 2/2/14
Had 15 steals	16 at Duke, 2/2/14
Had 20 steals	24, Georgetown, 1/29/00

**TURNOVERS**

Player committed 10 turnovers	Samantha Logic (11) at Iowa, 3/26/13
Committed 20 turnovers or more and won	24, Connecticut, 12/6/14
Committed 25 turnovers or more	28, vs Tennessee, 1/18/18
Committed 30 turnovers or more	31 vs. Valparaiso, 12/4/16
Committed 35 turnovers or more	35, Connecticut, 3/4/13
Committed 40 turnovers or more	46, Akron, 11/11/11
Committed 10 turnovers or fewer	8, Baylor, 4/7/19 (Tampa)
Committed 5 turnovers or fewer	5, Oregon, 3/26/18 (Spokane, Wash.)

**MISCELLANEOUS**

Led team in points/rebounds/assists	Nicki Ekhomu (26p/8r/6a), Florida State, 2/10/19
Four-point play	Tori Jankoska (2:44, 1st quarter) at Michigan State, 12/20/16
Hit "final minute" game-winning shot	Chloe Jackson (0:05 left), Baylor, 4/7/19 (Tampa)
Played every minute	Juicy Landrum & Chloe Jackson, Baylor, 4/7/19 (Tampa)
Played more than 40 minutes	Kia Nurse (45) & Katie Lou Samuelson (45), UConn, 3/30/18 (Columbus, Ohio)
Rallied from 10-point deficit to win	at UConn, 12/3/17 (ND led by 12, 42-30, 1:15 left in 2nd quarter. UConn won, 80-71)
Led ND by 10 or more at halftime	12 vs Baylor (43-31), 4/7/19 (Tampa)
Led ND by 15 or more at halftime	28 at Louisville (56-28), 1/11/18
Led ND by 25 or more points	44 at Louisville (92-48 at 7:32 in 4Q), 1/11/18



## NOTRE DAME HIGHS

POINTS	105	IOWA (11/29/18)
	103	VIRGINIA (03/03/19)
	103	BINGHAMTON (12/16/18)
	103	HARVARD (11/09/18)
	101	at Clemson (01/31/19)
	101	at DePaul (11/17/18)
FIELD GOALS MADE	42	vs Louisville (03/10/19)
	40	vs North Carolina (03/08/19)
	40	at #9 NC State (02/18/19)
	40	IOWA (11/29/18)
FIELD GOAL ATTEMPTS	83	vs Louisville (03/10/19)
	81	IOWA (11/29/18)
FIELD GOAL PERCENTAGE	.698 (37-53)	WESTERN KY. (12/19/18)
	.614 (35-57)	LEHIGH (12/30/18)
3 PT FIELD GOALS MADE	13	VIRGINIA (03/03/19)
	8	GEORGIA TECH (02/03/19)
	8	PITTSBURGH (01/03/19)
	8	WESTERN KY. (12/19/18)
	8	IOWA (11/29/18)
3 PT FG ATTEMPTS	27	VIRGINIA (03/03/19)
	20	vs UConn (04/05/19)
3 PT FG PERCENTAGE	.667 (8-12)	GEORGIA TECH (02/03/19)
	.667 (8-12)	WESTERN KY. (12/19/18)
FREE THROWS MADE	29	LOUISVILLE (01/10/19)
	27	HARVARD (11/09/18)
FREE THROW ATTEMPTS	39	LOUISVILLE (01/10/19)
	37	HARVARD (11/09/18)
FREE THROW PERCENTAGE	.938 (15-16)	vs Stanford (04/01/19)
	.933 (14-15)	VIRGINIA (03/03/19)
REBOUNDS	55	WAKE FOREST (01/13/19)
	55	HARVARD (11/09/18)
ASSISTS	30	at Georgia Tech (01/06/19)
	29	at Syracuse (02/25/19)
STEALS	17	DUKE (02/21/19)
	17	at Clemson (01/31/19)
BLOCKED SHOTS	12	WESTERN KY. (12/19/18)
	8	MICHIGAN ST. (03/25/19)
	8	at Virginia Tech (01/16/19)
	8	WAKE FOREST (01/13/19)
TURNOVERS	25	at DePaul (11/17/18)
	21	WESTERN KY. (12/19/18)

## OPPONENT HIGHS

POINTS	89	UCONN (12/02/18)
	82	vs Baylor (04/07/19)
	81	vs Oregon State (11/24/18)
	80	vs Texas A&M (03/30/19)
	79	vs Louisville (03/10/19)
FIELD GOALS MADE	39	vs Baylor (04/07/19)
	34	UCONN (12/02/18)
FIELD GOAL ATTEMPTS	83	GEORGIA TECH (02/03/19)
	77	VIRGINIA (03/03/19)
FIELD GOAL PERCENTAGE	.534 (39-73)	vs Baylor (04/07/19)
	.492 (31-63)	vs North Carolina (03/08/19)
3 PT FIELD GOALS MADE	11	at North Carolina (01/27/19)
	11	HARVARD (11/09/18)
3 PT FG ATTEMPTS	40	BINGHAMTON (12/16/18)
	34	BETHUNE-COOKMAN (03/23/19)
	34	HARVARD (11/09/18)
3 PT FG PERCENTAGE	.500 (10-20)	DUKE (02/21/19)
	.471 (8-17)	vs Texas A&M (03/30/19)
FREE THROWS MADE	19	at Miami (FL) (02/07/19)
	17	UCONN (12/02/18)
FREE THROW ATTEMPTS	29	at Miami (FL) (02/07/19)
	23	vs Oregon State (11/24/18)
FREE THROW PERCENTAGE	1.000 (13-13)	FLORIDA ST. (02/10/19)
	1.000 (3-3)	DUKE (02/21/19)
REBOUNDS	48	GEORGIA TECH (02/03/19)
	46	at Miami (FL) (02/07/19)
	46	UCONN (12/02/18)
ASSISTS	21	vs Baylor (04/07/19)
	21	vs Drake (11/23/18)
STEALS	13	WESTERN KY. (12/19/18)
	13	at DePaul (11/17/18)
	13	PENN (11/12/18)
BLOCKED SHOTS	8	vs Baylor (04/07/19)
	8	vs UConn (04/05/19)
TURNOVERS	28	at Clemson (01/31/19)
	24	at Boston College (02/13/19)
	24	BOSTON COLLEGE (01/20/19)
	24	PITTSBURGH (01/03/19)
FOULS	28	LOUISVILLE (01/10/19)
	27	at DePaul (11/17/18)

## NOTRE DAME LOWS

POINTS	65	at Miami (FL) (02/07/19)
	71	UCONN (12/02/18)
	72	at Toledo (12/08/18)
	73	at North Carolina (01/27/19)
	75	PENN (11/12/18)
FIELD GOALS MADE	22	at Miami (FL) (02/07/19)
	25	LOUISVILLE (01/10/19)
FIELD GOAL ATTEMPTS	53	WESTERN KY. (12/19/18)
	56	at Toledo (12/08/18)
	56	LOUISVILLE (01/10/19)
FIELD GOAL PERCENTAGE	.373 (22-59)	at Miami (FL) (02/07/19)
	.389 (28-72)	vs Baylor (04/07/19)
3 PT FIELD GOALS MADE	1	vs Gonzaga (11/22/18)
	1	UCONN (12/02/18)
	1	at Georgia Tech (01/06/19)
3 PT FG ATTEMPTS	6	vs Gonzaga (11/22/18)
	7	HARVARD (11/09/18)
	7	at DePaul (11/17/18)
3 PT FG PERCENTAGE	.083 (1-12)	UCONN (12/02/18)
	.100 (1-10)	at Georgia Tech (01/06/19)
FREE THROWS MADE	7	at Georgia Tech (01/06/19)
	8	vs North Carolina (03/08/19)
FREE THROW ATTEMPTS	10	at Toledo (12/08/18)
	11	DUKE (02/21/19)
FREE THROW PERCENTAGE	.467 (7-15)	at Georgia Tech (01/06/19)
	.586 (17-29)	vs Oregon State (11/24/18)
REBOUNDS	34	at Georgia Tech (01/06/19)
	35	at North Carolina (01/27/19)
ASSISTS	10	UCONN (12/02/18)
	11	vs Drake (11/23/18)
	11	at Miami (FL) (02/07/19)
STEALS	1	UCONN (12/02/18)
	3	vs UConn (04/05/19)
BLOCKED SHOTS	1	vs North Carolina (03/08/19)
	3	PENN (11/12/18)
	3	vs Oregon State (11/24/18)
	3	at Toledo (12/08/18)
	3	BINGHAMTON (12/16/18)
	3	DUKE (02/21/19)
	3	vs Syracuse (03/09/19)
	3	vs Louisville (03/10/19)
TURNOVERS	7	vs Oregon State (11/24/18)
	7	vs Stanford (04/01/19)
FOULS	5	DUKE (02/21/19)
	6	PITTSBURGH (01/03/19)

## OPPONENT LOWS

POINTS	44	PITTSBURGH (01/03/19)
	47	at Boston College (02/13/19)
	48	WAKE FOREST (01/13/19)
	50	GEORGIA TECH (02/03/19)
	50	BETHUNE-COOKMAN (03/23/19)
FIELD GOALS MADE	16	BETHUNE-COOKMAN (03/23/19)
	17	PITTSBURGH (01/03/19)
FIELD GOAL ATTEMPTS	56	DUKE (02/21/19)
	58	vs Oregon State (11/24/18)
FIELD GOAL PERCENTAGE	.217 (18-83)	GEORGIA TECH (02/03/19)
	.266 (17-64)	PITTSBURGH (01/03/19)
3 PT FIELD GOALS MADE	1	at Boston College (02/13/19)
	2	at Tennessee (01/24/19)
	2	vs Louisville (03/10/19)
	2	vs Baylor (04/07/19)
3 PT FG ATTEMPTS	7	vs Baylor (04/07/19)
	11	vs Gonzaga (11/22/18)
3 PT FG PERCENTAGE	.048 (1-21)	at Boston College (02/13/19)
	.111 (2-18)	vs Louisville (03/10/19)
FREE THROWS MADE	1	at Clemson (01/31/19)
	2	vs Baylor (04/07/19)
FREE THROW ATTEMPTS	3	DUKE (02/21/19)
	5	at Clemson (01/31/19)
FREE THROW PERCENTAGE	.200 (1-5)	at Clemson (01/31/19)
	.286 (2-7)	vs Baylor (04/07/19)
REBOUNDS	23	at DePaul (11/17/18)
	25	DUKE (02/21/19)
	25	vs North Carolina (03/08/19)
ASSISTS	6	at Virginia Tech (01/16/19)
	9	at Tennessee (01/24/19)
STEALS	2	vs Stanford (04/01/19)
	3	vs Oregon State (11/24/18)
	3	UCONN (12/02/18)
	3	at Toledo (12/08/18)
	3	at Virginia Tech (01/16/19)
	3	at Miami (FL) (02/07/19)
BLOCKED SHOTS	0	HARVARD (11/09/18)
	0	BINGHAMTON (12/16/18)
TURNOVERS	7	UCONN (12/02/18)
	7	vs Texas A&M (03/30/19)
	7	vs UConn (04/05/19)
FOULS	11	PENN (11/12/18)
	11	at Toledo (12/08/18)
	11	WAKE FOREST (01/13/19)



## NOTRE DAME INDIVIDUAL HIGHS

Points	34	Arike Ogunbowale vs Texas A&M (03/30/19)
	32	Arike Ogunbowale at Marquette (12/22/18)
	31	Arike Ogunbowale vs Baylor (04/07/19)
	30	Jessica Shepard vs Louisville (03/10/19)
	30	Arike Ogunbowale vs Louisville (01/10/19)
	30	Arike Ogunbowale vs Iowa (11/29/18)
	30	Arike Ogunbowale vs Drake (11/23/18)
	30	Arike Ogunbowale vs Harvard (11/09/18)
Field Goals Made	14	Arike Ogunbowale vs Texas A&M (03/30/19)
	13	Jessica Shepard vs Louisville (03/10/19)
	13	Arike Ogunbowale at Marquette (12/22/18)
	13	Arike Ogunbowale vs Iowa (11/29/18)
Field Goal Att.	27	Arike Ogunbowale vs Baylor (04/07/19)
	26	Arike Ogunbowale vs Texas A&M (03/30/19)
FG Pct (min 5 made)	1.000 (8-8)	Jessica Shepard vs Binghamton (12/16/18)
	1.000 (6-6)	Jessica Shepard vs Western Ky. (12/19/18)
3-Point FG Made	6	Arike Ogunbowale vs Virginia (03/03/19)
	6	Marina Mabrey vs Georgia Tech (02/03/19)
	6	Marina Mabrey at Clemson (01/31/19)
3-Point FG Att.	10	Marina Mabrey vs UConn (04/05/19)
	10	Marina Mabrey at Clemson (01/31/19)
3-Pt FG Pct (min 3 made)	1.000 (4-4)	Marina Mabrey vs Western Ky. (12/19/18)
	.857 (6-7)	Marina Mabrey vs Georgia Tech (02/03/19)
Free Throws Made	12	Arike Ogunbowale vs Louisville (01/10/19)
	11	Jackie Young at DePaul (11/17/18)
Free Throw Att.	12	Arike Ogunbowale vs Louisville (01/10/19)
	12	Jackie Young at DePaul (11/17/18)
FT Pct (min 6 made)	1.000 (12-12)	Arike Ogunbowale vs Louisville (01/10/19)
	1.000 (9-9)	Arike Ogunbowale vs Harvard (11/09/18)
	1.000 (7-7)	Arike Ogunbowale vs Stanford (04/01/19)
	1.000 (7-7)	Arike Ogunbowale at #9 NC State (02/18/19)
	1.000 (6-6)	Arike Ogunbowale vs UConn (04/05/19)
	1.000 (6-6)	Brianna Turner vs Syracuse (03/09/19)
	1.000 (6-6)	Jessica Shepard at Boston College (02/13/19)
	1.000 (6-6)	Jackie Young at Miami (FL) (02/07/19)
	1.000 (6-6)	Jackie Young vs Louisville (01/10/19)
	1.000 (6-6)	Arike Ogunbowale vs Penn (11/12/18)
Rebounds	18	Jessica Shepard at Marquette (12/22/18)
	17	Jessica Shepard at Miami (FL) (02/07/19)
Assists	12	Marina Mabrey vs UConn (04/05/19)
	12	Jackie Young at Syracuse (02/25/19)
	12	Arike Ogunbowale at Georgia Tech (01/06/19)
Steals	6	Brianna Turner at Clemson (01/31/19)
	5	Marina Mabrey vs Duke (02/21/19)
	5	Arike Ogunbowale vs Boston College (01/20/19)
	5	Marina Mabrey vs Western Ky. (12/19/18)
Blocked Shots	5	Brianna Turner vs UConn (04/05/19)
	5	Brianna Turner vs Bethune-Cookman (03/23/19)
	5	Brianna Turner vs Florida St. (02/10/19)
	5	Brianna Turner at Miami (FL) (02/07/19)
	5	Brianna Turner vs Georgia Tech (02/03/19)
	5	Brianna Turner at Virginia Tech (01/16/19)
Turnovers	9	Jordan Nixon vs Western Ky. (12/19/18)

## OPPONENT INDIVIDUAL HIGHS

Points	35	Chennedy Carter vs Texas A&M (03/30/19)
	30	Kea, Paris at North Carolina (01/27/19)
	29	Asia Durr vs Louisville (01/10/19)
	28	Cunane,Elissa at #9 NC State (02/18/19)
	28	Christyn Williams vs UConn (12/02/18)
Field Goals Made	13	Chloe Jackson vs Baylor (04/07/19)
	13	Chennedy Carter vs Texas A&M (03/30/19)
Field Goal Att.	34	Chennedy Carter vs Texas A&M (03/30/19)
	25	Chloe Jackson vs Baylor (04/07/19)
FG Pct (min 5 made)	.833 (5-6)	Taylor Soule vs Boston College (01/20/19)
	.778 (7-9)	Nalyssa Smith vs Baylor (04/07/19)
3-Point FG Made	8	Miela Goodchild vs Duke (02/21/19)
	7	Chennedy Carter vs Texas A&M (03/30/19)
	7	Ashton Millender at DePaul (11/17/18)
3-Point FG Att.	20	Angel Golden vs Bethune-Cookman (03/23/19)
	14	Miela Goodchild vs Duke (02/21/19)
3-Pt FG Pct (min 3 made)	.750 (3-4)	Nicki Ekhomu vs Florida St. (02/10/19)
	.667 (4-6)	Aliyah Collier at Clemson (01/31/19)
Free Throws Made	11	Nicki Ekhomu vs Florida St. (02/10/19)
	10	Asia Durr vs Louisville (01/10/19)
	10	Slocum,Destiny vs Oregon State (11/24/18)
Free Throw Att.	14	Slocum,Destiny vs Oregon State (11/24/18)
	12	Asia Durr vs Louisville (01/10/19)
FT Pct (min 6 made)	1.000 (11-11)	Nicki Ekhomu vs Florida St. (02/10/19)
	1.000 (7-7)	Cunane,Elissa at #9 NC State (02/18/19)
	1.000 (6-6)	Jocelyn Willoughby vs Virginia (03/03/19)
Rebounds	16	Trinity Baptiste at Virginia Tech (01/16/19)
	15	Napheesa Collier vs UConn (12/02/18)
Assists	10	Kea, Paris at North Carolina (01/27/19)
	9	Crystal Dangerfield vs UConn (04/05/19)
Steals	5	Dee Givens vs Western Ky. (12/19/18)
	4	Tiana Mangakahia at Syracuse (02/25/19)
	4	Green,Cheridene at Tennessee (01/24/19)
	4	Tori Crawford vs Penn (11/12/18)
Blocked Shots	4	Napheesa Collier vs UConn (04/05/19)
	4	Emese Hof at Miami (FL) (02/07/19)
Turnovers	7	Tiana Mangakahia vs Syracuse (03/09/19)
	6	Haley Gorecki vs Duke (02/21/19)
	6	Konig,Aislinn at #9 NC State (02/18/19)
	6	Makayla Dickens at Boston College (02/13/19)
	6	Camryn Buhr vs Lehigh (12/30/18)
	6	Raneem Elgedawy vs Western Ky. (12/19/18)
	6	Kendall Grasela vs Penn (11/12/18)
Fouls	5	Nalyssa Smith vs Baylor (04/07/19)
	5	Jones, Jocelyn vs North Carolina (03/08/19)
	5	Valencia Myers vs Florida St. (02/10/19)
	5	Nausia Woolfolk vs Florida St. (02/10/19)
	5	Taylor Hosendove at Clemson (01/31/19)
	5	Davis,Rennia at Tennessee (01/24/19)
	5	Emma Guy vs Boston College (01/20/19)
	5	Dana Evans vs Louisville (01/10/19)
	5	Arica Carter vs Louisville (01/10/19)
	5	Bionca Dunham vs Louisville (01/10/19)



GAME BY GAME COMPARISON

All games

Opponent	1st	2nd	Score	Mar	Total FG	FG Pct	3-Pointers	3FG Pct	Free Throws	FT Pct	Rebounds	Assist	T/Over	Block	Steal	Fouls
HARVARD	50/29	53/29	103-58	+45	37-67/21-72	.552/.292	2-7/11-34	.286/.324	27-37/5-8	.730/.625	55/30 +25	24/15	16/18	6/0	8/8	9/26
PENN	39/27	36/28	75-55	+20	31-66/21-59	.470/.356	3-12/4-15	.250/.267	10-13/9-16	.769/.563	45/34 +11	21/11	19/21	3/3	11/13	17/11
DePaul	54/47	47/30	101-77	+24	37-62/27-73	.597/.370	2-7/10-32	.286/.313	25-30/13-15	.833/.867	48/23 +25	14/14	25/17	4/3	10/13	18/27
Gonzaga	40/29	41/36	81-65	+16	30-66/25-68	.455/.368	1-6/3-11	.167/.273	20-27/12-17	.741/.706	50/33 +17	13/16	15/11	5/7	7/8	12/20
Drake	44/31	38/33	82-64	+18	31-72/27-64	.431/.422	3-14/4-16	.214/.250	17-25/6-9	.680/.667	40/43 (3)	11/21	8/18	7/3	10/5	14/19
Oregon State	41/50	50/31	91-81	+10	34-70/28-58	.486/.483	6-17/9-20	.353/.450	17-29/16-23	.586/.696	39/33 +6	18/11	7/11	3/2	7/3	19/24
IOWA	45/34	60/37	105-71	+34	40-81/29-69	.494/.420	8-19/5-25	.421/.200	17-22/8-9	.773/.889	49/36 +13	21/18	9/18	5/5	9/6	11/18
UCONN	41/44	30/45	71-89	(18)	27-67/34-75	.403/.453	1-12/4-17	.083/.235	16-24/17-20	.667/.850	41/46 (5)	10/16	9/7	6/5	1/3	18/18
Toledo	43/37	29/19	72-56	+16	30-56/23-61	.536/.377	3-8/6-18	.375/.333	9-10/4-7	.900/.571	39/28 +11	12/16	16/12	3/3	4/3	12/11
BINGHAMTON	56/29	47/24	103-53	+50	39-70/20-70	.557/.286	5-15/8-40	.333/.200	20-26/5-8	.769/.625	49/35 +14	27/11	12/21	3/0	13/4	13/21
WESTERN KY.	53/15	41/38	94-53	+41	37-53/21-69	.698/.304	8-12/8-25	.667/.320	12-15/3-7	.800/.429	38/29 +9	25/12	21/21	12/5	12/13	11/19
Marquette	42/29	45/34	87-63	+24	37-62/24-70	.597/.343	2-8/5-22	.250/.227	11-13/10-15	.846/.667	39/33 +6	26/13	12/14	4/1	6/5	16/14
LEHIGH	46/31	49/37	95-68	+27	35-57/24-60	.614/.400	5-11/6-21	.455/.286	20-24/14-22	.833/.636	37/29 +8	26/10	17/20	4/1	8/9	19/21
PITTSBURGH	60/14	40/30	100-44	+56	34-65/17-64	.523/.266	8-17/7-23	.471/.304	24-32/3-6	.750/.500	49/36 +13	24/12	13/24	7/1	12/9	6/23
Georgia Tech	39/22	37/33	76-55	+21	34-62/22-61	.548/.361	1-10/4-15	.100/.267	7-15/7-11	.467/.636	34/33 +1	30/12	14/20	5/6	8/5	14/15
LOUISVILLE	33/35	49/33	82-68	+14	25-56/26-68	.446/.382	3-8/4-20	.375/.200	29-39/12-16	.744/.750	48/32 +16	14/14	18/8	6/4	4/6	15/28
WAKE FOREST	37/15	41/33	78-48	+30	32-69/18-63	.464/.286	5-13/4-19	.385/.211	9-15/8-11	.600/.727	55/33 +22	23/13	18/16	8/5	11/11	10/11
Virginia Tech	44/34	36/17	80-51	+29	31-64/19-62	.484/.306	5-11/4-20	.455/.200	13-20/9-11	.650/.818	40/40 -	13/6	9/18	8/3	10/3	10/16
BOSTON COLLEGE	49/34	43/29	92-63	+29	35-64/24-60	.547/.400	6-13/4-16	.462/.250	16-21/11-14	.762/.786	40/31 +9	21/14	18/24	6/2	14/9	15/21
Tennessee	31/34	46/28	77-62	+15	28-59/27-76	.475/.355	3-12/2-14	.250/.143	18-28/6-8	.643/.750	43/41 +2	23/9	13/11	5/2	7/9	10/23
North Carolina	36/34	37/44	73-78	(5)	28-57/29-65	.491/.446	5-14/11-27	.357/.407	12-15/9-14	.800/.643	35/31 +4	18/17	20/12	4/5	4/11	16/16
Clemson	49/37	52/26	101-63	+38	38-66/28-64	.576/.438	7-16/6-17	.438/.353	18-29/1-5	.621/.200	41/33 +8	25/15	18/28	5/2	17/10	9/21
GEORGIA TECH	54/13	36/37	90-50	+40	33-59/18-83	.559/.217	8-12/4-30	.667/.133	16-23/10-13	.696/.769	45/48 (3)	21/10	20/19	7/7	12/11	13/20
Miami (FL)	34/36	31/36	65-72	(7)	22-59/25-64	.373/.391	3-14/3-16	.214/.188	18-24/19-29	.750/.655	37/46 (9)	11/12	12/11	7/5	6/3	22/18
FLORIDA ST.	52/38	45/32	97-70	+27	36-68/24-70	.529/.343	6-11/9-22	.545/.409	19-22/13-13	.864/1000	43/36 +7	25/13	10/14	5/1	8/8	11/16
Boston College	51/22	46/25	97-47	+50	37-68/18-59	.544/.305	4-16/1-21	.250/.048	19-27/10-12	.704/.833	48/29 +19	23/11	18/24	4/2	15/8	14/22
#9 NC State	41/36	54/36	95-72	+23	40-76/26-61	.526/.426	4-13/10-25	.308/.400	11-18/10-11	.611/.909	45/28 +17	24/19	10/15	5/4	10/5	14/14
DUKE	52/25	37/36	89-61	+28	39-76/24-56	.513/.429	2-8/10-20	.250/.500	9-11/3-3	.818/1000	45/25 +20	24/17	13/21	3/7	17/6	5/17
Syracuse	46/27	52/41	98-68	+30	38-67/28-72	.567/.389	7-16/6-20	.438/.300	15-18/6-15	.833/.400	46/34 +12	29/16	16/16	4/4	1/8	18/16
VIRGINIA	53/33	50/33	103-66	+37	38-69/25-77	.551/.325	13-27/6-25	.481/.240	14-15/10-12	.933/.833	47/37 +10	28/10	13/10	5/2	5/8	8/13
North Carolina	45/38	50/39	95-77	+18	40-69/31-63	.580/.492	7-15/8-19	.467/.421	8-13/7-9	.615/.778	37/25 +12	23/15	11/11	1/3	10/4	9/17
Syracuse	44/31	47/35	91-66	+25	34-73/24-66	.466/.364	6-18/8-23	.333/.348	17-19/10-13	.895/.769	47/32 +15	17/11	12/13	3/2	6/5	12/16
Louisville	48/39	51/40	99-79	+20	42-83/32-66	.506/.485	3-11/2-18	.273/.111	12-16/13-16	.750/.813	44/29 +15	17/15	12/16	3/3	7/4	17/18
BETHUNE-COOKMAN	51/19	41/31	92-50	+42	36-66/16-60	.545/.267	5-10/9-34	.500/.265	15-18/9-11	.833/.818	49/28 +21	24/11	11/16	7/2	1/5	9/16
MICHIGAN ST.	52/26	39/37	91-63	+28	35-73/25-67	.479/.373	4-13/5-19	.308/.263	17-25/8-13	.680/.615	49/37 +12	20/18	11/16	8/4	9/6	14/16
Texas A&M	42/42	45/38	87-80	+7	36-69/32-69	.522/.464	2-10/8-17	.200/.471	13-15/8-10	.867/.800	45/28 +17	20/10	9/7	4/4	4/5	12/17
Stanford	26/33	58/35	84-68	+16	33-75/27-68	.440/.397	3-10/10-22	.300/.455	15-16/4-6	.938/.667	48/38 +10	17/12	7/12	5/1	8/2	10/12
UConn	29/30	52/46	81-76	+5	30-77/31-73	.390/.425	7-20/8-28	.350/.286	14-16/6-9	.875/.667	54/37 +17	24/20	9/7	5/8	3/4	12/14
Baylor	31/43	50/39	81-82	(1)	28-72/39-73	.389/.534	7-13/2-7	.538/.286	18-22/2-7	.818/.286	43/38 +5	18/21	10/8	4/8	4/5	13/20





**GAME 1**  
**HARVARD, 58**  
**#1/1 NOTRE DAME, 103**  
 Nov. 9, 2018  
 Purcell Pavilion (Notre Dame, Ind.)

**Harvard 58 • 0-1**

#	Player	Total			3-Ptr			Rebounds			PF	TP	A	T	Blk	Stl	Min
		FG	FGA	FT	FTA	FG	FGA	FT	FTA	Off							
13	Jeannie Boehm	f	2-4	0-0	0-2	0	2	4	4	0	1	0	1	0	1	17	
24	Jadyn Bush	f	1-3	0-0	3-3	4	2	6	3	5	3	0	0	0	19		
03	Katie Benzan	g	1-14	1-9	0-0	1	0	1	2	3	4	2	0	0	29		
20	Madeline Raster	g	2-6	1-3	0-0	0	1	1	3	5	1	1	0	2	13		
25	Sydney Skinner	g	5-16	5-11	0-0	3	1	4	3	15	3	4	0	1	32		
00	Nani Redford	g	5-16	2-6	0-1	0	1	1	3	12	1	4	0	0	22		
01	Kelsey Bogdan	g	0-0	0-0	0-0	0	0	0	0	0	0	0	0	0	4		
02	Tess Sussman	g	1-2	0-0	0-0	0	0	0	0	2	0	0	0	0	3		
05	Maitlida Salen	g	0-0	0-0	0-0	0	0	0	1	0	0	0	0	0	3		
11	Maggie McCarthy	g	0-1	0-1	0-0	0	0	0	3	0	0	1	0	1	5		
12	Rachel Levy	g	2-6	1-2	2-2	2	4	6	1	7	2	1	0	2	23		
14	Mackenzie Barta	g	1-2	1-2	0-0	0	0	0	2	3	0	0	0	0	9		
15	Maria Guramare	g	0-0	0-0	0-0	0	1	1	0	0	1	1	0	0	5		
22	Maddie Stuhlfreyer	g	1-2	0-0	0-0	0	2	2	1	2	0	2	0	1	16		
Team						2	4	6									
Totals			21-72	11-34	5-8	12	18	30	26	58	15	18	0	8	200		

1st - FG %: 4-19 21.1% 2nd: 7-20 35.0% 3rd: 6-19 31.6% 4th: 4-14 28.6% Game: 21-72 29.2% Deadball Rebounds: 1  
 3FG %: 3-11 27.3% 4-9 44.4% 5-9 55.6% 6-13 46.2% 7-11 63.6% 8-11 72.7% 9-11 81.8% 10-11 90.9%  
 FT %: 0-0 0.0% 1-3 33.3% 2-2 100.0% 3-3 100.0% 4-5 80.0%

**Notre Dame 103 • 1-0**

#	Player	Total			3-Ptr			Rebounds			PF	TP	A	T	Blk	Stl	Min
		FG	FGA	FT	FTA	FG	FGA	FT	FTA	Off							
11	Brianna Turner	f	3-7	0-0	5-8	3	8	11	1	11	3	3	1	0	21		
32	Jessica Shepard	f	12-16	0-0	4-6	3	5	8	0	28	4	1	1	0	26		
00	Jordan Nixon	g	1-2	0-0	2-2	2	2	4	0	4	3	6	0	0	29		
05	Jackie Young	g	3-5	1-1	1-1	2	2	4	0	8	5	1	0	2	27		
24	Arike Ogunbowale	g	10-21	1-5	9-9	0	4	4	2	30	5	3	0	1	26		
10	Katlyn Gilbert	g	1-3	0-1	0-1	1	1	2	1	2	1	0	0	0	16		
12	Abby Prohaska	g	1-3	0-0	4-4	1	4	5	1	6	3	1	0	2	18		
20	Nicole Benz	g	0-2	0-0	2-2	1	2	3	0	2	0	0	0	0	4		
30	Mikayla Vaughn	g	6-7	0-0	0-2	1	5	6	4	12	0	4	0	2	23		
40	Maureen Butler	g	0-1	0-0	0-2	1	1	2	0	0	0	0	0	1	10		
Team						1	5	6									
Totals			37-67	2-7	27-37	16	39	55	9	103	24	16	6	8	200		

1st - FG %: 7-16 43.8% 2nd: 10-16 62.5% 3rd: 14-21 66.7% 4th: 6-14 42.9% Game: 37-67 55.2% Deadball Rebounds: 5  
 3FG %: 1-3 33.3% 1-2 50.0% 0-0 0.0% 1-3 33.3% 2-2 100.0% 0-0 0.0%  
 FT %: 8-10 80.0% 6-7 85.7% 8-10 80.0% 5-10 50.0%

Officials: Bryan Brunette, Angelica Suffren, John Capolino  
 Technical fouls: Harvard-None. Notre Dame-None.  
 Attendance: 9149  
 2018-19 Women's Basketball. Round: 0. Harvard vs Notre Dame. Played at .

Score by periods	1st	2nd	3rd	4th	Total
Harvard	11	18	16	13	58
Notre Dame	23	27	36	17	103

	In	Off	2nd	Fast	Bench
Points	275	14	10	13	4
Paint	58	26	13	19	22
T/O					
Chance					
Break					
Reb					

**GAME 2**  
**PENN, 55**  
**#1/1 NOTRE DAME, 75**  
 Nov. 12, 2018  
 Purcell Pavilion (Notre Dame, Ind.)

**Penn 55 • 1-1**

#	Player	Total			3-Ptr			Rebounds			PF	TP	A	T	Blk	Stl	Min
		FG	FGA	FT	FTA	FG	FGA	FT	FTA	Off							
50	Princess Aghayere	f	2-6	0-1	0-0	0	4	4	1	4	0	0	0	1	14		
31	Eleah Parker	c	3-13	0-0	0-0	2	3	5	2	6	0	5	0	1	26		
02	Katie Kinum	g	0-1	0-1	0-0	0	0	0	0	0	0	0	0	1	6		
11	Kendall Graseala	g	4-6	1-1	1-1	1	2	3	2	10	2	6	0	0	37		
25	Ashley Russell	g	5-10	1-2	4-5	2	1	3	1	15	3	2	1	0	28		
03	Michae Jones	g	1-3	0-0	0-4	1	0	1	0	2	1	1	0	0	2		
04	Kennedy Suttie	g	1-1	0-0	0-0	0	1	1	2	1	1	0	0	2	11		
05	Sereena Weledji	g	1-2	0-1	0-0	0	0	0	0	2	0	0	0	0	2		
14	Meg Hair	g	0-0	0-0	0-0	0	0	0	0	0	0	0	0	0	1		
21	Mia Laktigala	g	0-3	0-0	0-0	0	0	0	1	0	0	1	0	0	5		
23	Kristen Daley	g	1-1	0-0	0-0	0	1	1	0	2	0	0	0	0	2		
24	Tori Crawford	g	0-2	0-2	4-4	1	2	3	0	4	0	2	0	4	15		
33	Phoebe Sterba	g	3-9	2-7	0-0	1	3	4	2	8	1	1	0	0	29		
34	Chrissy DiCindio	g	0-0	0-0	0-0	0	0	0	0	0	0	0	0	0	2		
40	Emily Anderson	g	0-2	0-0	0-2	2	3	5	1	0	2	1	2	2	13		
Team						2	4	6									
Totals			21-59	4-15	9-16	13	21	34	11	55	11	21	3	13	201		

1st - FG %: 5-14 35.7% 2nd: 6-14 42.9% 3rd: 4-16 25.0% 4th: 6-15 40.0% Game: 21-59 35.6% Deadball Rebounds: 3  
 3FG %: 1-4 25.0% 2-6 33.3% 0-2 0.0% 1-3 33.3% 2-2 100.0% 0-1 0.0%  
 FT %: 2-2 100.0% 2-6 33.3% 0-1 0.0%

**Notre Dame 75 • 2-0**

#	Player	Total			3-Ptr			Rebounds			PF	TP	A	T	Blk	Stl	Min
		FG	FGA	FT	FTA	FG	FGA	FT	FTA	Off							
11	Brianna Turner	f	8-14	0-0	0-0	5	5	10	1	16	2	0	1	0	29		
32	Jessica Shepard	f	8-13	0-0	1-3	1	7	8	3	17	2	3	1	2	26		
00	Jordan Nixon	g	0-1	0-0	0-0	0	2	2	3	0	5	2	0	2	24		
05	Jackie Young	g	6-9	0-2	0-0	1	8	9	2	12	4	6	1	1	32		
24	Arike Ogunbowale	g	6-19	3-2	6-6	2	3	5	1	21	6	2	0	2	33		
10	Katlyn Gilbert	g	0-0	0-0	2-2	1	1	2	2	2	0	1	0	1	8		
12	Abby Prohaska	g	0-2	0-0	0-0	1	0	1	4	0	2	1	0	1	19		
20	Nicole Benz	g	0-1	0-1	0-0	0	1	1	0	0	0	1	0	0	2		
22	Danielle Cosgrove	g	1-3	0-0	0-0	0	0	0	1	2	0	1	0	0	7		
30	Mikayla Vaughn	g	1-2	0-0	1-2	2	1	3	0	3	0	0	0	2	15		
33	Danielle Patterson	g	0-1	0-0	0-0	0	0	0	0	0	0	0	0	0	3		
40	Maureen Butler	g	1-1	0-0	0-0	1	0	1	0	2	0	1	0	0	1		
Team						2	1	3									
Totals			31-66	3-12	10-13	16	29	45	17	75	21	19	3	11	199		

1st - FG %: 8-21 38.1% 2nd: 7-13 53.8% 3rd: 9-16 56.3% 4th: 7-16 43.8% Game: 31-66 47.0% Deadball Rebounds: 1  
 3FG %: 0-5 0.0% 1-3 33.3% 1-2 50.0% 1-2 50.0% 3-12 25.0%  
 FT %: 0-1 0.0% 8-10 80.0% 2-2 100.0% 0-0 0.0%

Officials: Technical fouls: Penn-None. Notre Dame-None.  
 Attendance: 7854  
 2018-19 Women's Basketball. Round: 0. Notre Dame vs Penn. Played at .

Score by periods	1st	2nd	3rd	4th	Total
Penn	13	14	15	13	55
Notre Dame	16	23	21	15	75

	In	Off	2nd	Fast	Bench
Points	20	17	15	0	20
Paint	40	19	14	14	9
T/O					
Chance					
Break					
Reb					

**GAME 3**  
**#1/1 NOTRE DAME, 101**  
**#15/15 DEPAUL, 77**  
 Nov. 17, 2018  
 Wintrust Arena (Chicago)

**Notre Dame - 101**

NO.	Name	Min	FG			Rebounds	Fouls			TP	AS	TO	ST	Blocks			+/-	
			FG	MA	3P		OR	DR	PF					FT	TS	BS		BA
11	Brianna Turner	F	16:22	4-5	0-0	0	4	4	2	1	8	1	3	0	0	0	1	15
32	Jessica Shepard	F	28:56	7-13	0-0	1-4	8	8	16	1	6	15	0	2	0	0	1	22
00	Jordan Nixon	G	23:48	3-3	0-0	0	0	2	2	3	1	6	3	2	0	0	0	12
5	Jackie Young	G	35:14	8-14	1-2	11-12	2	10	12	2	7	28	2	5	1	1	1	18
24	Arike Ogunbowale	G	33:43	8-19	1-5	7-8	1	4	5	3	8	24	3	5	2	0	0	17
33	Danielle Patterson	G	22:21	5-6	0-0	4-4	2	0	2	3	2	14	0	1	0	3	0	13
10	Katlyn Gilbert	G	08:41	0-0	0-0	0	0	2	2	2	0	0	0	1	0	0	0	9
30	Mikayla Vaughn	G	02:42	0-0	0-0	0	1	1	0	0	0	1	2	0	0	0	0	1
12	Abby Prohaska	G	26:11	1-1	0-0	2-2	2	2	2	2	4	0	4	0	0	0	0	25
20	Nicole Benz	G	01:01	1-1	0-0	0-0	0	0	0	0	0	0	0	0	0	0	0	2
22	Danielle Cosgrove	G	01:01	0-0	0-0	0-0	0	0	0	0	0	0	0	0	0	0	0	2
Team						0	2	2	0	0	0	0	0	0	0	0	0	
Totals			37-62	2-7	25-30	13	35	48	18									



GAME

5

DRAKE, 64  
#1/1 NOTRE DAME, 82

Nov. 23, 2018  
Vancouver Convention Centre (Vancouver, Canada)

Drake 64 • 5-1

#	Player	Total			3-Ptr			Rebounds			PF	TP	A	TO	Blk	Stl	Min
		FG-FGA	FG-FGA	FT-FTA	FG-FGA	FG-FGA	FT-FTA	Off	Def	Tot							
05	HITTER, BECCA	f	3-12	0-3	2-2	2	4	6	2	8	2	3	0	1	24		
35	JONAS, BECCA	f	1-3	0-0	0-0	0	5	5	2	2	1	2	1	0	15		
02	MONAHAN, MADDIE	g	1-2	0-0	2-2	2	0	2	2	4	7	1	0	1	26		
20	DEAN, MADDY	g	4-10	2-6	0-0	1	3	4	3	10	2	1	0	0	24		
21	BACHRODT, SAMMIE	g	5-9	1-3	0-0	1	3	4	1	11	2	3	0	0	25		
12	ROSE, BRENNI	g	2-5	0-1	0-0	1	1	2	1	4	5	0	1	0	15		
15	WOOLDRIDGE, ALLIE	g	0-0	0-0	1-2	0	2	2	0	1	0	0	0	0	10		
22	FULLER, HANNAH	g	0-2	0-0	0-0	0	1	1	3	0	1	3	1	1	15		
23	NEGAARD, MAGGIE	g	0-1	0-0	0-0	0	1	1	1	0	0	1	0	1	2		
24	MILLER, NICOLE	g	0-3	0-2	0-0	0	1	1	0	0	0	1	0	0	13		
31	BURICH, MONICA	g	3-3	0-0	0-0	1	3	4	2	6	1	0	0	0	13		
50	RHINE, SARA	g	8-14	1-1	1-3	1	4	5	2	18	0	3	0	1	18		
Team						3 3 6											
Totals			27-64	4-16	6-9	12	31	43	19	64	21	18	3	5	200		

1st - FG %:	7-16	43.8%	2nd - FG %:	6-18	33.3%	3rd - FG %:	7-18	38.9%	4th - FG %:	7-12	58.3%	Game - FG %:	27-64	42.2%	Deadball	
3FG %:	3-8	37.5%	3FG %:	1-4	25.0%	3FG %:	0-4	0.0%	3FG %:	0-0	0.0%	3FG %:	4-16	25.0%	Rebounds	
FT %:	0-0	0.0%	FT %:	1-2	50.0%	FT %:	2-2	100.0%	FT %:	3-5	60.0%	FT %:	6-9	66.7%		1, 2

Notre Dame 82 • 5-0

#	Player	Total			3-Ptr			Rebounds			PF	TP	A	TO	Blk	Stl	Min
		FG-FGA	FG-FGA	FT-FTA	FG-FGA	FG-FGA	FT-FTA	Off	Def	Tot							
11	Brianna Turner	f	5-12	0-0	2-4	2	4	6	2	12	0	1	4	2	26		
33	Danielle Patterson	f	4-8	0-0	0-0	3	3	6	0	18	0	0	0	0	26		
05	Jackie Young	g	8-15	1-3	8-9	1	3	4	2	25	5	1	2	3	34		
12	Abby Prohaska	g	1-4	0-0	1-2	2	2	4	3	3	3	1	0	0	30		
24	Arike Ogunbowale	g	11-19	2-6	6-10	1	7	8	1	30	3	1	1	1	32		
10	Katlyn Gilbert	g	2-7	0-1	0-0	0	3	3	1	4	0	2	0	4	26		
20	Nicole Benz	g	0-2	0-1	0-0	0	1	1	0	0	0	1	0	0	3		
22	Danielle Cosgrove	g	0-3	0-3	0-0	0	1	1	1	0	0	1	0	0	11		
30	Mikayla Vaughn	g	0-1	0-0	0-0	1	3	4	3	0	0	0	0	0	9		
40	Maureen Butler	g	0-1	0-0	0-0	1	0	1	1	0	0	0	0	0	3		
Team						2 0 2											
Totals			31-72	3-14	17-25	13	27	40	14	82	11	8	7	10	200		

1st - FG %:	7-22	31.8%	2nd - FG %:	9-14	64.3%	3rd - FG %:	11-18	61.1%	4th - FG %:	4-18	22.2%	Game - FG %:	31-72	43.1%	Deadball	
3FG %:	0-2	0.0%	3FG %:	2-4	50.0%	3FG %:	1-3	33.3%	3FG %:	0-5	0.0%	3FG %:	3-14	21.4%	Rebounds	
FT %:	3-7	42.9%	FT %:	7-9	77.8%	FT %:	4-5	80.0%	FT %:	3-4	75.0%	FT %:	17-25	68.0%		3

Officials: Brian Hall, Metta Roberts, Bob Enterline  
Technical fouls: Drake-None, Notre Dame-None.  
Attendance: 1156  
2018 Vancouver Showcase

Score by periods	1st	2nd	3rd	4th	Total
Drake	17	14	16	17	64
Notre Dame	17	27	27	11	82

Points	In	Off	2nd	Fast	Bench
DU	44	7	8	0	29
ND	52	18	9	12	4

GAME

6

#9/8 OREGON STATE, 81  
#1/1 NOTRE DAME, 91

Nov. 24, 2018  
Vancouver Convention Centre (Vancouver, Canada)

Oregon State 81 • 5-1

#	Player	Total			3-Ptr			Rebounds			PF	TP	A	TO	Blk	Stl	Min
		FG-FGA	FG-FGA	FT-FTA	FG-FGA	FG-FGA	FT-FTA	Off	Def	Tot							
05	Thorsdale, Taya	f	2-2	1-1	0-0	0	5	5	4	5	0	1	0	0	20		
13	Thorpay, Janessa	f	1-1	0-0	0-0	0	2	2	3	2	1	0	0	0	14		
00	Pivec, Mikayla	g	8-14	0-1	1-4	1	7	8	4	17	5	1	0	1	37		
10	McWilliams, Katie	g	2-5	1-1	0-0	0	3	3	0	5	1	0	1	2	31		
24	Stocum, Destiny	g	5-13	2-6	10-14	0	3	3	3	22	1	3	0	0	24		
01	Goodman, Aleah	g	3-6	1-2	3-3	1	1	2	2	10	3	3	0	0	18		
03	Washington, Maddie	g	0-0	0-0	0-0	0	1	1	0	0	0	0	0	0	3		
11	Grymek, Joanna	g	2-7	0-0	0-0	2	2	4	3	4	0	0	1	0	22		
22	Tudor, Kat	g	5-10	4-9	2-2	0	1	1	2	16	0	2	0	0	27		
32	Morris, Patricia	g	0-0	0-0	0-0	0	0	0	2	0	0	1	0	0	4		
43	Simmons, Jasmine	g	0-0	0-0	0-0	0	0	0	0	0	0	0	0	0	0+		
Team						2 2 4 1											
Totals			28-58	9-20	16-23	6	27	33	24	81	11	11	2	3	200		

1st - FG %:	12-17	70.6%	2nd - FG %:	5-14	35.7%	3rd - FG %:	7-14	50.0%	4th - FG %:	4-13	30.8%	Game - FG %:	28-58	48.3%	Deadball	
3FG %:	5-7	71.4%	3FG %:	1-4	25.0%	3FG %:	2-4	50.0%	3FG %:	1-5	20.0%	3FG %:	9-20	45.0%	Rebounds	
FT %:	0-0	0.0%	FT %:	10-13	76.9%	FT %:	4-6	66.7%	FT %:	2-4	50.0%	FT %:	16-23	69.6%		5

Notre Dame 91 • 6-0

#	Player	Total			3-Ptr			Rebounds			PF	TP	A	TO	Blk	Stl	Min
		FG-FGA	FG-FGA	FT-FTA	FG-FGA	FG-FGA	FT-FTA	Off	Def	Tot							
11	Brianna Turner	f	9-13	0-0	3-4	3	6	9	1	21	0	2	2	2	36		
32	Jessica Shepard	f	7-11	0-1	3-7	4	6	10	2	17	2	2	1	1	37		
03	Marina Mabrey	g	3-7	1-4	2-3	0	1	1	3	9	2	1	0	1	19		
05	Jackie Young	g	8-14	3-5	4-5	3	6	9	3	23	7	0	0	0	38		
24	Arike Ogunbowale	g	7-22	2-6	5-10	0	5	5	4	21	3	1	0	3	40-		
10	Katlyn Gilbert	g	0-1	0-1	0-0	0	1	1	3	0	1	1	0	0	14		
12	Abby Prohaska	g	0-2	0-0	0-0	1	0	1	3	0	3	0	0	0	12		
30	Mikayla Vaughn	g	0-0	0-0	0-0	0	0	0	0	0	0	0	0	0	2		
33	Danielle Patterson	g	0-0	0-0	0-0	0	0	0	0	0	0	0	0	0	2		
Team						2 1 3											
Totals			34-70	6-17	17-29	13	26	39	19	91	18	7	3	7	200		

1st - FG %:	7-17	41.2%	2nd - FG %:	8-19	42.1%	3rd - FG %:	10-15	66.7%	4th - FG %:	9-19	47.4%	Game - FG %:	34-70	48.6%	Deadball	
3FG %:	3-6	50.0%	3FG %:	0-3	0.0%	3FG %:	2-4	50.0%	3FG %:	1-4	25.0%	3FG %:	6-17	35.3%	Rebounds	
FT %:	0-0	0.0%	FT %:	8-13	61.5%	FT %:	5-12	41.7%	FT %:	4-4	100.0%	FT %:	17-29	58.6%		8

Officials: Kevin Dillard, Brian Hall, Teresa Turner  
Technical fouls: Oregon State-TEAM, Notre Dame-None.  
Attendance: 1866  
2018 Vancouver Showcase  
Championship game

Score by periods	1st	2nd	3rd	4th	Total
Oregon State	29	21	20	11	81
Notre Dame	17	24	27	23	91

Points	In	Off	2nd	Fast	Bench
OSU	36	6	7	0	30
ND	56	14	12	6	0

GAME

7

#14/15 IOWA, 71  
#1/1 NOTRE DAME, 105

Nov. 23, 2018  
Purcell Pavilion (Notre Dame, Ind.)

Iowa 71 • 4-2

#	Player	Total			3-Ptr			Rebounds			PF	TP	A	TO	Blk	Stl	Min
		FG-FGA	FG-FGA	FT-FTA	FG-FGA	FG-FGA	FT-FTA	Off	Def	Tot							
21	Hannah Stewart	f	5-9	0-0	2-2	3	3	6	4	12	0	3	1	1	29		
10	Megan Gustafson	c	11-16	0-0	4-5	3	7	10	2	26	0	1	1	0	36		
03	Makenzie Meyer	g	4-13	2-9	0-0	3	3	6	2	10	5	2	3	2	38		
05	Alexis Sevillian	g	2-10	0-7	0-0	0	2	2	3	4	6	5	0	1	27		
11	Tania Davis	g	6-15	3-7	0-0	0	1	1	4	15	4	4	0	1	36		
23	Logan Cook	g	0-0	0-0	0-0	0	0	0	0	0</							



GAME 9
Dec. 8, 2018
Savage Arena (Toledo, Ohio)

#2/2 NOTRE DAME, 72
TOLEDO, 56

Notre Dame 72 • 7-1

Table with columns: #, Player, Total FG-FGA, 3-Ptr FG-FGA, FT-FTA, Rebounds Off Def Tot, PF, TP, A TO Blk Stl, Min. Includes team totals and shooting percentages.

Toledo 56 • 6-2

Table with columns: #, Player, Total FG-FGA, 3-Ptr FG-FGA, FT-FTA, Rebounds Off Def Tot, PF, TP, A TO Blk Stl, Min. Includes team totals and shooting percentages.

Officials: Nathan Baker, Bryan Enteline, Barb Smith
Technical fouls: Notre Dame-None, Toledo-None.
Attendance: 6059
6,059 is third-largest crowd in school history

Score by periods table for Toledo vs Notre Dame

Points in Paint, Off T/O, 2nd Chance, Fast Break, Bench for Toledo

10

BINGHAMTON, 53
#2/2 NOTRE DAME, 103

Dec. 16, 2018
Purcell Pavilion (Notre Dame, Ind.)

Binghamton 53 • 5-6

Table with columns: #, Player, Total FG-FGA, 3-Ptr FG-FGA, FT-FTA, Rebounds Off Def Tot, PF, TP, A TO Blk Stl, Min. Includes team totals and shooting percentages.

Notre Dame 103 • 9-1

Table with columns: #, Player, Total FG-FGA, 3-Ptr FG-FGA, FT-FTA, Rebounds Off Def Tot, PF, TP, A TO Blk Stl, Min. Includes team totals and shooting percentages.

Officials: Ryan Durham, Mark Berger, Thomas Danaher
Technical fouls: Binghamton-None, Notre Dame-None.
Attendance: 8183
2018-19 Women's Basketball. Round: 0. Binghamton vs Notre Dame. Played at .

Score by periods table for Binghamton vs Notre Dame

Points in Paint, Off T/O, 2nd Chance, Fast Break, Bench for Binghamton

11

WESTERN KENTUCKY, 53
#2/2 NOTRE DAME, 94

Dec. 19, 2018
Purcell Pavilion (Notre Dame, Ind.)

Western Ky. 53 • 5-8

Table with columns: #, Player, Total FG-FGA, 3-Ptr FG-FGA, FT-FTA, Rebounds Off Def Tot, PF, TP, A TO Blk Stl, Min. Includes team totals and shooting percentages.

Notre Dame 94 • 10-1

Table with columns: #, Player, Total FG-FGA, 3-Ptr FG-FGA, FT-FTA, Rebounds Off Def Tot, PF, TP, A TO Blk Stl, Min. Includes team totals and shooting percentages.

Officials: Jenna Schroeder, Gina Cross, Joseph Vazily
Technical fouls: Western Ky.-None, Notre Dame-None.
Attendance: 7502
2018-19 Women's Basketball. Round: 0. Notre Dame vs Western Ky.. Played at .

Score by periods table for Western Ky. vs Notre Dame

Points in Paint, Off T/O, 2nd Chance, Fast Break, Bench for Western Ky.

12

#2/2 NOTRE DAME, 87
#19/17 MARQUETTE, 63

Dec. 22, 2018
Al McGuire Center (Milwaukee, Wis.)

Table with columns: NO., Name, Min, FG M-A, 3P M-A, FT M-A, Rebounds OR DR TOT, Fouls PF FD, TP, AS, TO, ST, Blocks BS BA +/-, Shooting By Period. Includes team totals and shooting percentages.

Table with columns: NO., Name, Min, FG M-A, 3P M-A, FT M-A, Rebounds OR DR TOT, Fouls PF FD, TP, AS, TO, ST, Blocks BS BA +/-, Shooting By Period. Includes team totals and shooting percentages.

Summary statistics table including Unders, Marq, Points from Turnovers, Best Scoring Run, Lead Changes, Times Tied, Time with Lead.



GAME

13

LEHIGH, 68

#2/2 NOTRE DAME, 95

Dec. 30, 2018

Notre Dame, Ind. (Purcell Pavilion)

Lehigh 68 • 8-3

#	Player	Total			3-Ptr			Rebounds			PF	TP	A	TO	Blk	Stl	Min
		FG	FGA	FT	FTA	FG	FGA	FT	FTA	Off							
12	Genia Grundhoffer	f	4-6	1-1	1-2	0	0	0	3	10	0	3	0	1	23		
30	Cameryn Benz	f	2-6	1-3	2-2	1	6	7	4	7	0	2	0	2	24		
15	Camryn Buhr	g	4-12	0-0	3-4	4	2	6	2	11	2	6	0	1	31		
22	Hannah Hedstrom	g	1-5	0-1	3-6	0	3	3	5	5	2	2	0	2	26		
33	Hailey Pascoe	g	2-6	1-5	0-0	2	2	4	5	0	0	0	0	0	16		
03	Clair Steele	g	1-3	0-1	0-0	0	0	0	0	2	1	1	0	1	14		
05	Katie Rice	g	0-1	0-1	1-2	0	1	1	0	1	0	0	0	0	2		
10	Megan Walker	g	1-2	0-0	0-0	0	1	1	2	1	2	1	0	0	11		
11	Emily Johnson	g	0-0	0-0	0-0	0	0	0	0	0	0	0	0	0	1		
13	Meagan Eripret	g	0-0	0-0	0-0	0	0	0	0	0	0	0	0	0	2		
14	Paige Galiani	g	0-0	0-0	0-0	0	0	0	0	0	0	0	0	0	3		
25	Emma Grothaus	g	4-7	0-1	3-5	1	2	3	1	11	0	4	1	2	26		
44	Mary Clougherty	g	5-12	3-8	1-1	1	2	3	1	14	4	1	0	1	21		
Team																	
Totals			24-60	6-21	14-22	10	19	29	21	68	10	20	1	9	200		

1st - FG %: 6-14 42.9% 2nd: 5-17 29.4% 3rd: 5-13 38.5% 4th: 8-16 50.0% Game: 24-60 40.0% Deadball Rebounds 4  
 3FG %: 3-6 50.0% 1-3 33.3% 1-6 16.7% 6-21 28.6%  
 FT %: 4-5 80.0% 1-1 100.0% 6-8 75.0% 3-8 37.5% 14-22 63.6%

Notre Dame 95 • 12-1

#	Player	Total			3-Ptr			Rebounds			PF	TP	A	TO	Blk	Stl	Min
		FG	FGA	FT	FTA	FG	FGA	FT	FTA	Off							
11	Brianna Turner	f	4-8	0-0	7-9	1	6	7	4	15	1	3	3	0	22		
32	Jessica Shepard	f	6-10	0-0	2-3	3	4	7	3	14	6	2	0	1	29		
03	Marina Mabrey	g	6-8	3-4	4-5	1	5	6	0	19	7	4	1	1	29		
05	Jackie Young	g	5-7	0-0	0-0	0	5	5	1	10	4	2	0	4	29		
24	Arike Ogunbowale	g	8-11	2-3	5-5	0	1	1	2	23	1	3	0	1	28		
00	Jordan Nixon	g	0-2	0-2	0-0	0	5	5	2	0	4	1	0	0	15		
12	Abby Prohaska	g	1-1	0-0	2-2	0	1	1	1	4	0	0	0	0	15		
20	Nicole Benz	g	0-0	0-0	0-0	0	0	0	1	0	0	0	0	0	1		
22	Danielle Cosgrove	g	0-2	0-2	0-0	0	0	0	0	0	1	0	0	0	4		
30	Mikayla Vaughn	g	4-6	0-0	0-0	1	2	3	4	8	1	1	0	1	18		
33	Danielle Patterson	g	1-2	0-0	0-0	0	0	0	1	2	1	1	0	0	7		
40	Maureen Butler	g	0-0	0-0	0-0	0	0	0	0	0	0	0	0	0	3		
Team																	
Totals			35-57	5-11	20-24	7	30	37	19	95	26	17	4	8	200		

1st - FG %: 8-15 53.3% 2nd: 9-13 69.2% 3rd: 10-14 71.4% 4th: 8-15 53.3% Game: 35-57 61.4% Deadball Rebounds 0  
 3FG %: 0-0 0.0% 1-1 100.0% 3-4 75.0% 1-6 16.7% 5-11 45.5%  
 FT %: 4-6 66.7% 7-7 100.0% 7-8 87.5% 2-3 66.7% 20-24 83.3%

Officials: Tommi Paris, Kevin Dillard, Kathleen Lynch  
 Technical fouls: Lehigh-None. Notre Dame-None.  
 Attendance: 9149  
 2018-19 Women's Basketball. Round: 0. Lehigh vs Notre Dame. Played at .

Score by periods	1st	2nd	3rd	4th	Total
Lehigh	19	12	17	20	68
Notre Dame	20	26	30	19	95

	In	Off	2nd	Fast	Bench
Points	Paint	T/O	Chance	Break	
Lehigh	26	14	6	3	30
Notre Dame	54	22	10	16	14

GAME

14

PITT, 44

#2/2 NOTRE DAME, 100

Jan. 3, 2019

Notre Dame, Ind. (Purcell Pavilion)

Pittsburgh 44 • 9-6

#	Player	Total			3-Ptr			Rebounds			PF	TP	A	TO	Blk	Stl	Min
		FG	FGA	FT	FTA	FG	FGA	FT	FTA	Off							
01	Danielle Garven	f	3-10	0-0	1-1	3	1	4	3	7	2	5	0	0	26		
14	Kauai Bradley	f	3-8	2-3	0-0	0	2	2	3	8	1	1	0	0	19		
11	Cara Judkins	c	0-3	0-0	0-2	0	1	4	3	0	0	2	0	1	17		
03	Jasmine Whitney	c	3-15	1-6	2-3	0	1	1	3	9	4	2	0	2	29		
04	Cassidy Walsh	g	2-14	2-8	0-0	1	2	3	3	6	1	1	0	2	32		
00	Jahsyni Knight	g	1-1	0-0	0-0	1	0	1	2	2	1	3	0	1	14		
10	Ismi Prapa	g	0-1	0-0	0-0	0	0	0	1	0	1	1	0	0	6		
13	Kyla Nelson	g	2-8	2-6	0-0	0	1	1	3	6	1	3	0	1	23		
22	Jaala Henry	g	1-2	0-0	0-0	2	3	5	0	2	0	2	0	1	16		
32	Kalista Walters	g	2-2	0-0	0-0	5	4	9	2	4	1	2	1	1	18		
Team																	
Totals			17-64	7-23	3-6	19	17	36	23	44	12	24	1	9	200		

1st - FG %: 4-14 28.6% 2nd: 2-17 11.8% 3rd: 4-18 22.2% 4th: 7-15 46.7% Game: 17-64 26.6% Deadball Rebounds 1  
 3FG %: 2-6 33.3% 0-5 0.0% 1-6 16.7% 4-6 66.7%  
 FT %: 0-0 0.0% 0-1 0.0% 1-3 33.3% 2-2 100.0%

Notre Dame 100 • 13-1

#	Player	Total			3-Ptr			Rebounds			PF	TP	A	TO	Blk	Stl	Min
		FG	FGA	FT	FTA	FG	FGA	FT	FTA	Off							
11	Brianna Turner	f	2-5	0-0	5-8	2	3	5	0	9	0	0	3	1	17		
32	Jessica Shepard	f	1-8	0-0	4-4	6	5	11	1	6	5	1	0	0	18		
03	Marina Mabrey	g	8-14	4-9	0-0	1	3	4	2	20	7	1	2	3	23		
05	Jackie Young	g	6-9	0-0	4-7	3	3	6	0	16	2	2	0	1	20		
24	Arike Ogunbowale	g	7-9	2-2	2-3	0	3	3	0	18	3	3	0	2	20		
00	Jordan Nixon	g	2-4	1-2	4-4	0	1	1	1	9	4	1	0	2	22		
12	Abby Prohaska	g	0-3	0-1	2-2	0	2	2	0	2	2	3	0	2	21		
20	Nicole Benz	g	0-0	0-0	0-0	0	0	0	0	0	0	0	0	0	4		
22	Danielle Cosgrove	g	2-4	1-3	0-0	0	2	2	0	5	0	1	0	0	10		
30	Mikayla Vaughn	g	3-4	0-0	3-4	2	2	4	1	9	0	1	1	1	16		
33	Danielle Patterson	g	3-5	0-0	0-0	1	1	2	0	6	0	0	1	0	23		
40	Maureen Butler	g	0-0	0-0	0-0	0	1	1	1	0	1	0	0	0	6		
Team																	
Totals			34-65	8-17	24-32	19	30	49	6	100	24	13	7	12	200		

1st - FG %: 12-20 60.0% 2nd: 9-19 47.4% 3rd: 7-16 43.8% 4th: 6-10 60.0% Game: 34-65 52.3% Deadball Rebounds 3  
 3FG %: 1-3 33.3% 4-6 66.7% 1-3 33.3% 2-4 50.0%  
 FT %: 7-9 77.8% 6-8 75.0% 9-13 69.2% 2-2 100.0%

Officials: Norma Jones, Jennifer Rezac, Billy Smith  
 Technical fouls: Pittsburgh-None. Notre Dame-None.  
 Attendance: 8566  
 2018-19 Women's Basketball. Round: 0. Notre Dame vs Pittsburgh. Played at .

Score by periods	1st	2nd	3rd	4th	Total
Pittsburgh	10	4	10	20	44
Notre Dame	32	28	25	15	100

	In	Off	2nd	Fast	Bench
Points	Paint	T/O	Chance	Break	
Pittsburgh	18	13	8	7	14
Notre Dame	40	32	23	25	31

GAME

15

#2/2 NOTRE DAME, 76

GEORGIA TECH, 55

Jan. 6, 2019

Atlanta, Ga. (McCamish Pavilion)

Notre Dame 76 • 14-1

#	Player	Total			3-Ptr			Rebounds			PF	TP	A	TO	Blk	Stl	Min
		FG	FGA	FT	FTA	FG	FGA	FT	FTA	Off							
11	Brianna Turner	f	5-7	0-0	1-2	5	4	9	3	11	3	2	2	3	24		
32	Jessica Shepard	f	8-10	0-0	3-5	1	6	7	3	19	6	2	2	0	33		
03	Marina Mabrey	g	5-9	1-4	0-2	0	2	2	0	11	4	1	0	1	32		
05	Jackie Young	g	5-8	0-2	0-0	2	2	4	3	10	2	3	1	1	22		
24	Arike Ogunbowale	g	5-17	0-4	3-6	0	3	3	1	13	12	2	0	2	34		
00	Jordan Nixon	g	1-2	0-0	0-0	0	2	2	4	2	2	2	0	0	25		
12	Abby Prohaska	g	0-0	0-0	0-0	0	0	0	0	0	0	0	0	0	6		
22	Danielle Cosgrove	g	0-0	0-0	0-0	0	0	0	0	0	0	0	0	0	1		
30	Mikayla Vaughn	g	4-7	0-0	0-0	1</											





GAME 17

WAKE FOREST, 48
#1/1 NOTRE DAME, 78

Jan. 13, 2019
Notre Dame, Ind. (Purcell Pavilion)

Wake Forest 48 • 9-7

Table with columns: Player, FG-FGA, 3-Ptr, FT-FTA, Rebounds, PF, TP, A TO Blk Stl, Min. Includes player stats for Ivana Raca, Elisa Penna, Ona Udoh, etc.

Summary statistics table for Wake Forest vs Notre Dame 78.

Notre Dame 78 • 16-1

Table with columns: Player, FG-FGA, 3-Ptr, FT-FTA, Rebounds, PF, TP, A TO Blk Stl, Min. Includes player stats for Brianna Turner, Jessica Shepard, Marina Mabrey, etc.

Summary statistics table for Notre Dame 78 vs Wake Forest 48.

Officials: Nic Cappel, Pualani Spurlock, Edward Sidasky
Technical fouls: Wake Forest-None, Notre Dame-None.
Attendance: 8392
2018-19 Women's Basketball, Round: 0, Notre Dame vs Wake Forest. Played at .

Score by periods and In/Off/2nd/Fast Bench table for Wake Forest and Notre Dame.

GAME 19

BOSTON COLLEGE, 63
#1/1 NOTRE DAME, 92

Jan. 20, 2019
Notre Dame, Ind. (Purcell Pavilion)

Boston College 63 • 13-6

Table with columns: Player, FG-FGA, 3-Ptr, FT-FTA, Rebounds, PF, TP, A TO Blk Stl, Min. Includes player stats for Georgia Pineau, Emma Guy, Taylor Ortlepp, etc.

Summary statistics table for Boston College vs Notre Dame 92.

Notre Dame 92 • 18-1

Table with columns: Player, FG-FGA, 3-Ptr, FT-FTA, Rebounds, PF, TP, A TO Blk Stl, Min. Includes player stats for Brianna Turner, Jessica Shepard, Marina Mabrey, etc.

Summary statistics table for Notre Dame 92 vs Boston College 63.

Officials: Maagie Tieman, Jules Gallien, Luis Gonzalez
Technical fouls: Boston College-None, Notre Dame-None.
Attendance: 8714
2018-19 Women's Basketball, Round: 0, Boston College vs Notre Dame. Played at

Score by periods and In/Off/2nd/Fast Bench table for Boston College and Notre Dame.

GAME 18

#1/1 NOTRE DAME, 80
VIRGINIA TECH, 51

Jan. 16, 2019
Blacksburg, Va. (Cassell Coliseum)

Notre Dame 80 • 17-1

Table with columns: Player, FG-FGA, 3-Ptr, FT-FTA, Rebounds, PF, TP, A TO Blk Stl, Min. Includes player stats for Brianna Turner, Jessica Shepard, Marina Mabrey, etc.

Summary statistics table for Notre Dame 80 vs Virginia Tech 51.

Virginia Tech 51 • 13-4

Table with columns: Player, FG-FGA, 3-Ptr, FT-FTA, Rebounds, PF, TP, A TO Blk Stl, Min. Includes player stats for Trinity Baptiste, Regan Magarity, Taylor Emery, etc.

Summary statistics table for Virginia Tech 51 vs Notre Dame 80.

Officials: Mark Berger, Angela Lewis, Bryan Burnette
Technical fouls: Notre Dame-None, Virginia Tech-None.
Attendance: 2131
2018-19 Women's Basketball, Round: 0, Notre Dame vs Virginia Tech. Played at .

Score by periods and In/Off/2nd/Fast Bench table for Notre Dame and Virginia Tech.

GAME 20

#1/1 NOTRE DAME, 77
TENNESSEE, 62

Jan. 24, 2019
Knoxville, Tenn. (Thompson-Boling Arena)

Notre Dame 77 • 19-1 (6-0 ACC)

Table with columns: Player, FG-FGA, 3-Ptr, FT-FTA, Rebounds, PF, TP, A TO Blk Stl, Min. Includes player stats for Brianna Turner, Jessica Shepard, Marina Mabrey, etc.

Summary statistics table for Notre Dame 77 vs Tennessee 62.

Tennessee 62 • 12-7 (1-5 SEC)

Table with columns: Player, FG-FGA, 3-Ptr, FT-FTA, Rebounds, PF, TP, A TO Blk Stl, Min. Includes player stats for Davis, Rennia, Green, Cheridene, Kushiakhuah, etc.

Summary statistics table for Tennessee 62 vs Notre Dame 77.

Officials: Dee Kantner, Maj Forsberg, Gina Cross
Technical fouls: Notre Dame-None, Tennessee-None.
Attendance: 9154

Score by periods and In/Off/2nd/Fast Bench table for Notre Dame and Tennessee.



GAME

21

#1/1 NOTRE DAME, 73  
NORTH CAROLINA, 78

Jan. 27, 2019  
Chapel Hill, N.C. (Carmichael Arena)

Notre Dame 73 • 19-2, 6-1 ACC

Table with columns: #, Player, FG-FGA, 3-Ptr, FT-FTA, Rebounds, PF, TP, A TO Blk Stl, Min. Includes player stats for Brianna Turner, Jessica Shepard, Marina Mabrey, Abby Prohaska, Arike Ogunbowale, Jordan Nixon, Mikayla Vaughn, Danielle Patterson, and Team totals.

North Carolina 78 • 12-9, 3-4 ACC

Table with columns: #, Player, FG-FGA, 3-Ptr, FT-FTA, Rebounds, PF, TP, A TO Blk Stl, Min. Includes player stats for Bailey, Janelle, Bennett, Shayla, Koenen, Taylor, Watts, Stephanie, Kea, Paris, Jones, Jocelyn, Church, Leah, Murray, Jaelynn, and Team totals.

Officials: Joseph Vaszi, Mark Hardcastle, Timothy Bryant  
Technical fouls: Notre Dame-None. North Carolina-None.  
Attendance: 4704  
Attendance based on tickets distributed

Score by periods table with columns: 1st, 2nd, 3rd, 4th, Total. Shows scores for Notre Dame and North Carolina.

Points, In Paint, Off T/O, 2nd Chance, Fast Break, Bench table for Notre Dame and North Carolina.

GAME

22

#5/5 NOTRE DAME, 101  
CLEMSON, 63

Jan. 31, 2019  
Clemson, S.C. (Littlejohn Coliseum)

Notre Dame 101 • 20-2, 7-1 ACC

Table with columns: #, Player, FG-FGA, 3-Ptr, FT-FTA, Rebounds, PF, TP, A TO Blk Stl, Min. Includes player stats for Brianna Turner, Jessica Shepard, Marina Mabrey, Jackie Young, Arike Ogunbowale, Jordan Nixon, Abby Prohaska, Nicole Benz, Danielle Cosgrove, Mikayla Vaughn, Danielle Patterson, and Team totals.

Clemson 63 • 14-7, 5-3 ACC

Table with columns: #, Player, FG-FGA, 3-Ptr, FT-FTA, Rebounds, PF, TP, A TO Blk Stl, Min. Includes player stats for Kobi Thornton, Tylar Bennett, Destiny Thomas, Danielle Edwards, Simone Westbrook, Camree Clegg, Taylor Hosendove, Aliyah Collier, Skylar Blackstock, Keniece Purvis, Chyna Cotton, and Team totals.

Officials: Pualani Spurlock, Mark Resch, Marc Merritt  
Technical fouls: Notre Dame-None. Clemson-None.  
Attendance: 2791

Score by periods table with columns: 1st, 2nd, 3rd, 4th, Total. Shows scores for Notre Dame and Clemson.

Points, In Paint, Off T/O, 2nd Chance, Fast Break, Bench table for Notre Dame and Clemson.

GAME

23

GEORGIA TECH, 50  
#5/5 NOTRE DAME, 90

Feb. 3, 2019  
Notre Dame, Ind. (Purcell Pavilion)

Georgia Tech 50 • 13-8

Table with columns: #, Player, FG-FGA, 3-Ptr, FT-FTA, Rebounds, PF, TP, A TO Blk Stl, Min. Includes player stats for Lorela Cubaj, Elizabeth Dixon, Elizabeth Balogun, Francesca Pan, Kierra Fletcher, Daijah Jefferson, Jasmine Carson, Anne Francoise Diouf, Kondalia Montgomery, D'asia Gregg, Chanin Scott, Lotta-Maj Lahtinen, Martine Fortune, and Team totals.

Notre Dame 90 • 21-2

Table with columns: #, Player, FG-FGA, 3-Ptr, FT-FTA, Rebounds, PF, TP, A TO Blk Stl, Min. Includes player stats for Brianna Turner, Jessica Shepard, Marina Mabrey, Jackie Young, Arike Ogunbowale, Jordan Nixon, Abby Prohaska, Nicole Benz, Danielle Cosgrove, Mikayla Vaughn, Danielle Patterson, Maureen Butler, and Team totals.

Officials: Erika Herriman-Camarota, Jeffrey Smith, Billy Smith  
Technical fouls: Georgia Tech-None. Notre Dame-None.  
Attendance: 8530  
2018-19 Women's Basketball. Round: 0. Georgia Tech vs Notre Dame. Played at .

Score by periods table with columns: 1st, 2nd, 3rd, 4th, Total. Shows scores for Georgia Tech and Notre Dame.

Points, In Paint, Off T/O, 2nd Chance, Fast Break, Bench table for Georgia Tech and Notre Dame.

GAME

24

#4/4 NOTRE DAME, 65  
#25/25 MIAMI, 72

Feb. 7, 2019  
Coral Gables, Fla. (Watso Center)

Notre Dame 65 • 21-3

Table with columns: #, Player, FG-FGA, 3-Ptr, FT-FTA, Rebounds, PF, TP, A TO Blk Stl, Min. Includes player stats for Brianna Turner, Jessica Shepard, Marina Mabrey, Jackie Young, Arike Ogunbowale, Jordan Nixon, Abby Prohaska, Mikayla Vaughn, and Team totals.

Miami (FL) 72 • 20-5

Table with columns: #, Player, FG-FGA, 3-Ptr, FT-FTA, Rebounds, PF, TP, A TO Blk Stl, Min. Includes player stats for Emese Hof, Beatrice Mompremier, Laura Cornelius, Endia Banks, Mykea Gray, Sarah Mortensen, Taylor Mason, Kelsey Marshall, and Khaila Prather.

Officials: Talisa Green, Daryl Humphrey, Bruce Morris  
Technical fouls: Notre Dame-None. Miami (FL)-None.  
Attendance: 1864  
2018-19 Women's Basketball. Round: 0. Miami (FL) vs Notre Dame. Played at .

Score by periods table with columns: 1st, 2nd, 3rd, 4th, Total. Shows scores for Notre Dame and Miami (FL).

Points, In Paint, Off T/O, 2nd Chance, Fast Break, Bench table for Notre Dame and Miami (FL).



GAME 25 #24/19 FLORIDA STATE #4/4 NOTRE DAME

Feb. 10, 2019 Notre Dame, Ind. (Purcell Pavilion)

Florida St. 70 • 20-4, 8-3

Player statistics table for Florida State vs Notre Dame. Columns include Player, FG-FGA, 3-Ptr, FT-FTA, Rebounds, PF, TP, A TO Blk Stl, Min.

Summary statistics for Florida State vs Notre Dame. Columns include 1st-4th quarter stats, Game totals, and Deadball Rebounds.

Notre Dame 97 • 22-3, 9-2

Player statistics table for Notre Dame vs Florida State. Columns include Player, FG-FGA, 3-Ptr, FT-FTA, Rebounds, PF, TP, A TO Blk Stl, Min.

Summary statistics for Notre Dame vs Florida State. Columns include 1st-4th quarter stats, Game totals, and Deadball Rebounds.

Officials: Kevin Dillard, Karen Preato, Maj Forsberg. Technical fouls: Florida St.-None, Notre Dame-None. Attendance: 8950. 2018-19 Women's Basketball. Round: 0. Florida St. vs Notre Dame. Played at .

Score by periods table and Points/In Paint/Off T/O/2nd Chance/Fast Break/Bench for Florida State and Notre Dame.

GAME 26 #6/6 NOTRE DAME BOSTON COLLEGE

Feb. 13, 2019 Chestnut Hill, Mass. (Conte Forum)

Notre Dame 97 • 23-3

Player statistics table for Notre Dame vs Boston College. Columns include Player, FG-FGA, 3-Ptr, FT-FTA, Rebounds, PF, TP, A TO Blk Stl, Min.

Summary statistics for Notre Dame vs Boston College. Columns include 1st-4th quarter stats, Game totals, and Deadball Rebounds.

Boston College 47 • 14-11

Player statistics table for Boston College vs Notre Dame. Columns include Player, FG-FGA, 3-Ptr, FT-FTA, Rebounds, PF, TP, A TO Blk Stl, Min.

Summary statistics for Boston College vs Notre Dame. Columns include 1st-4th quarter stats, Game totals, and Deadball Rebounds.

Officials: Fatou Cissoko-Stephens, Jennifer Rezac, Carla Fountain. Technical fouls: Notre Dame-None, Boston College-None. Attendance: 1598. 2018-19 Women's Basketball. Round: 0. Boston College vs Notre Dame. Played at

Score by periods table and Points/In Paint/Off T/O/2nd Chance/Fast Break/Bench for Notre Dame and Boston College.

GAME 27 #5/5 NOTRE DAME, 95 #9/11 N.C. STATE, 72

Feb. 18, 2019 Raleigh, N.C. (Reynolds, Coliseum)

Notre Dame 95 • 24-3 (11-2)

Player statistics table for Notre Dame vs #9 NC State. Columns include Player, FG-FGA, 3-Ptr, FT-FTA, Rebounds, PF, TP, A TO Blk Stl, Min.

Summary statistics for Notre Dame vs #9 NC State. Columns include 1st-4th quarter stats, Game totals, and Deadball Rebounds.

#9 NC State 72 • 22-3 (9-3)

Player statistics table for #9 NC State vs Notre Dame. Columns include Player, FG-FGA, 3-Ptr, FT-FTA, Rebounds, PF, TP, A TO Blk Stl, Min.

Summary statistics for #9 NC State vs Notre Dame. Columns include 1st-4th quarter stats, Game totals, and Deadball Rebounds.

Officials: Dee Kantner, Luis Gonzalez, Cameron Inouye. Technical fouls: Notre Dame-None, #9 NC State-None. Attendance: 5500. Fouled Out: Notre Dame: #30 Vaughn, M. @ 1:43 in 4th quarter

Score by periods table and Points/In Paint/Off T/O/2nd Chance/Fast Break/Bench for Notre Dame and #9 NC State.

GAME 28 #5/5 NOTRE DAME, 89 DUKE, 61

Feb. 21, 2019 Notre Dame, Ind. (Purcell Pavilion)

Duke 61 • 11-14

Player statistics table for Duke vs Notre Dame. Columns include Player, FG-FGA, 3-Ptr, FT-FTA, Rebounds, PF, TP, A TO Blk Stl, Min.

Summary statistics for Duke vs Notre Dame. Columns include 1st-4th quarter stats, Game totals, and Deadball Rebounds.

Notre Dame 89 • 25-3

Player statistics table for Notre Dame vs Duke. Columns include Player, FG-FGA, 3-Ptr, FT-FTA, Rebounds, PF, TP, A TO Blk Stl, Min.

Summary statistics for Notre Dame vs Duke. Columns include 1st-4th quarter stats, Game totals, and Deadball Rebounds.

Officials: Tiara Cruse, Bryan Brunette, Denise Brooks. Technical fouls: Duke-None, Notre Dame-None. Attendance: 8399. 2018-19 Women's Basketball. Round: 0. Duke vs Notre Dame. Played at .

Score by periods table and Points/In Paint/Off T/O/2nd Chance/Fast Break/Bench for Notre Dame and Duke.







GAME 33 #3/3 LOUISVILLE, 79 #4/4 NOTRE DAME, 99 March 10, 2019 Syracuse, N.Y. (Carrier Dome)

Louisville 79 • 29-3 (14-2 ACC)

Table with columns: #, Player, FG-FGA, 3-Ptr, FT-FTA, Rebounds, PF, TP, A, TO, Blk, Stl, Min. Includes player stats for Fuehring, Dunham, Evans, etc.

Summary statistics for Louisville: 1st FG %, 3FG %, FT %, 2nd, 3rd, 4th, Game, Deadball Rebounds.

Notre Dame 99 • 30-3 (14-2 ACC)

Table with columns: #, Player, FG-FGA, 3-Ptr, FT-FTA, Rebounds, PF, TP, A, TO, Blk, Stl, Min. Includes player stats for Turner, Shepard, Mabrey, etc.

Summary statistics for Notre Dame: 1st FG %, 3FG %, FT %, 2nd, 3rd, 4th, Game, Deadball Rebounds.

Officials: Dee Kantner, Joseph Vasizly, Maj Forsberg. Attendance: 10104. 2019 ACC Women's Tournament - Championship #1-seed Notre Dame wins its 5th tournament title in the past 6 years

Score by periods table and Points/In Paint/Off T/O/Chance/Break/Bench table.

GAME 34 #16 BETHUNE-COOKMAN, 50 #1 NOTRE DAME, 92 March 23, 2019 Notre Dame, Ind. (Purcell Pavilion)

Bethune-Cookman 50 • 21-11

Table with columns: #, Player, FG-FGA, 3-Ptr, FT-FTA, Rebounds, PF, TP, A, TO, Blk, Stl, Min. Includes player stats for Amaya Scott, Chasimmie Brown, etc.

Summary statistics for Bethune-Cookman: 1st FG %, 3FG %, FT %, 2nd, 3rd, 4th, Game, Deadball Rebounds.

Notre Dame 92 • 31-3

Table with columns: #, Player, FG-FGA, 3-Ptr, FT-FTA, Rebounds, PF, TP, A, TO, Blk, Stl, Min. Includes player stats for Brianna Turner, Jessica Shepard, etc.

Summary statistics for Notre Dame: 1st FG %, 3FG %, FT %, 2nd, 3rd, 4th, Game, Deadball Rebounds.

Officials: Thomas Danaher, Carla Fountain, Krystle Apellaniz. Attendance: 7885. 2018-19 Women's Basketball. Round: 0. Bethune-Cookman vs Notre Dame. Played at

Score by periods table and Points/In Paint/Off T/O/Chance/Break/Bench table.

GAME 35 #9 MICHIGAN STATE, 63 #1 NOTRE DAME, 91 March 25, 2019 Notre Dame, Ind. (Purcell Pavilion)

Michigan St. 63 • 21-12

Table with columns: #, Player, FG-FGA, 3-Ptr, FT-FTA, Rebounds, PF, TP, A, TO, Blk, Stl, Min. Includes player stats for Victoria Gaines, Jenna Allen, etc.

Summary statistics for Michigan St.: 1st FG %, 3FG %, FT %, 2nd, 3rd, 4th, Game, Deadball Rebounds.

Notre Dame 91 • 32-3

Table with columns: #, Player, FG-FGA, 3-Ptr, FT-FTA, Rebounds, PF, TP, A, TO, Blk, Stl, Min. Includes player stats for Brianna Turner, Jessica Shepard, etc.

Summary statistics for Notre Dame: 1st FG %, 3FG %, FT %, 2nd, 3rd, 4th, Game, Deadball Rebounds.

Officials: Ken Nash, Tom Danaher, Denise Brooks. Attendance: 6694. 2018-19 Women's Basketball. Round: 0. Michigan St. vs Notre Dame. Played at

Score by periods table and Points/In Paint/Off T/O/Chance/Break/Bench table.

GAME 36 #4 TEXAS A&M, 80 #1 NOTRE DAME, 87 March 30, 2019 Chicago, Ill. (Wintrust Arena)

Texas A&M 80 • 26-8

Table with columns: #, Player, FG-FGA, 3-Ptr, FT-FTA, Rebounds, PF, TP, A, TO, Blk, Stl, Min. Includes player stats for N'dea Jones, Ciera Johnson, etc.

Summary statistics for Texas A&M: 1st FG %, 3FG %, FT %, 2nd, 3rd, 4th, Game, Deadball Rebounds.

Notre Dame 87 • 33-3

Table with columns: #, Player, FG-FGA, 3-Ptr, FT-FTA, Rebounds, PF, TP, A, TO, Blk, Stl, Min. Includes player stats for Brianna Turner, Jessica Shepard, etc.

Summary statistics for Notre Dame: 1st FG %, 3FG %, FT %, 2nd, 3rd, 4th, Game, Deadball Rebounds.

Officials: Tiffany Bird, Kevin Pethel, Bryan Brunette. Attendance: 2018-19 Women's Basketball. Round: 0. Notre Dame vs Texas A&M. Played at

Score by periods table and Points/In Paint/Off T/O/Chance/Break/Bench table.



GAME

37

#2 STANFORD, 68  
#1 NOTRE DAME, 84

April 1, 2019  
Chicago, Ill. (Wintrust Arena)

Stanford 68 • 31-5

Box score for Stanford vs Notre Dame. Columns include Player, FG-FGA, 3-Ptr, Rebounds, PF, TP, A TO Blk Stl, Min. Totals: 27-68, 10-22, 4-6, 14 24 38, 12 68, 12 12 1 2 200.

Shooting percentages: 1st - FG: 6-20 30.0%, 2nd: 8-14 57.1%, 3rd: 5-18 27.8%, 4th: 8-16 50.0%. Game: 27-68 39.7%, Deadball Rebounds: 0.

Notre Dame 84 • 34-3

Box score for Notre Dame vs Stanford. Columns include Player, FG-FGA, 3-Ptr, Rebounds, PF, TP, A TO Blk Stl, Min. Totals: 33-75, 3-10, 15-16, 19 29 48, 10 84, 17 7 5 8 200.

Shooting percentages: 1st - FG: 4-20 20.0%, 2nd: 6-19 31.6%, 3rd: 12-17 70.6%, 4th: 11-19 57.9%. Game: 33-75 44.0%, Deadball Rebounds: 0.

Officials: Infiniti Robinson, Roy Gulbeyan, Brenda Pantoja  
Technical fouls: Stanford-None. Notre Dame-None.  
Attendance: 5555  
2018-19 Women's Basketball. Round: 0. Notre Dame vs Stanford. Played at .

Score by periods table and Points in Paint table. Score by periods: Stanford 13, 20, 13, 22, 68; Notre Dame 11, 15, 26, 32, 84. Points in Paint: STAN 24, ND 50.

GAME

39

#1 NOTRE DAME, 81  
#1 BAYLOR, 82

April 7, 2019  
Tampa, Fla. (Amalie Arena)

Official Basketball Box Score - Final  
Notre Dame at Baylor  
04/07/19 Amalie Arena, Tampa, Fla.  
NCAA Division I Women's Basketball Championship - National Championship

Game Time: 6:00 PM  
Game Duration: 2:00  
Attendance: 20,122

Box score for Notre Dame vs Baylor. Columns include Player, FG-FGA, 3P, FT, Rebounds, Fouls, TP, AS, TO, ST, Blocks, +/-, Min. Totals: 28-72, 7-13, 18-22, 20 23 43, 13 20, 81 18 10 4 4 8 -1.

Shooting percentages: 1st FG%: 5-24 20.8%, 2nd FG%: 6-16 37.5%, 3rd FG%: 10-15 66.7%, 4th FG%: 7-17 41.2%.

Box score for Baylor vs Notre Dame. Columns include Player, FG-FGA, 3P, FT, Rebounds, Fouls, TP, AS, TO, ST, Blocks, +/-, Min. Totals: 39-73, 2-7, 2-7, 14 24 38, 20 13, 82 21 8 5 8 4 1.

Shooting percentages: 1st FG%: 12-18 66.7%, 2nd FG%: 8-14 57.1%, 3rd FG%: 11-21 52.4%, 4th FG%: 8-20 40.0%.

Summary statistics: Biggest lead, Best Scoring Run, Lead Changes, Times Tied, Time with Lead, Points from Turnovers, Paint, Second Chance, Fast Breaks, Bench, Period by Period Scoring.

GAME

38

#2 UCONN, 76  
#1 NOTRE DAME, 81

April 1, 2019  
Chicago, Ill. (Wintrust Arena)

Official Basketball Box Score - Final  
UConn at Notre Dame  
04/01/19 Wintrust Arena, Chicago, Ill.  
NCAA Division I Women's Basketball Championship - Final Four

Game Time: 9:00 PM  
Game Duration: 1:44  
Attendance: 20,062

Box score for UConn vs Notre Dame. Columns include Player, FG-FGA, 3P, FT, Rebounds, Fouls, TP, AS, TO, ST, Blocks, +/-, Min. Totals: 31-73, 8-28, 6-9, 11 26 37, 14 12 76, 20 7 4 8 5 -5.

Shooting percentages: 1st FG%: 7-20 35.0%, 2nd FG%: 6-16 37.5%, 3rd FG%: 3-9 33.3%, 4th FG%: 9-17 52.9%.

Box score for Notre Dame vs UConn. Columns include Player, FG-FGA, 3P, FT, Rebounds, Fouls, TP, AS, TO, ST, Blocks, +/-, Min. Totals: 30-77, 7-20, 14-16, 22 32 54, 12 14 81, 24 9 3 5 8 5.

Shooting percentages: 1st FG%: 6-20 30.0%, 2nd FG%: 8-22 36.4%, 3rd FG%: 8-13 61.5%, 4th FG%: 8-22 36.4%.

Summary statistics: Biggest lead, Best Scoring Run, Lead Changes, Times Tied, Time with Lead, Points from Turnovers, Paint, Second Chance, Fast Breaks, Bench, Period by Period Scoring.



**2018-19 Notre Dame Women's Basketball  
Notre Dame Combined Team Statistics (as of Apr 07, 2019)  
All games**

Overall record: 35-4 Conf: 14-2 Home: 16-1 Away: 10-2 Neutral: 9-1

#	Player	Total					3-Point		F-Throw		Rebounds					Other						
		gp-gs	min	avg	fg-fga	fg%	3fg-fga	3fg%	ft-fa	ft%	off	def	tot	avg	pf	dq	a	to	blk	stl	pts	avg
24	Arike Ogunbowale	39-39	1285	32.9	303-680	.446	71-198	.359	172-214	.804	28	163	191	4.9	64	0	147	78	3	74	849	21.8
32	Jessica Shepard	38-38	1129	29.7	268-451	.594	0-2	.000	98-138	.710	149	241	390	10.3	72	0	126	89	19	54	634	16.7
05	Jackie Young	38-37	1225	32.2	211-400	.528	14-31	.452	124-158	.785	102	179	281	7.4	55	0	192	73	16	49	560	14.7
11	Brianna Turner	39-39	1088	27.9	224-355	.631	0-0	.000	113-161	.702	105	201	306	7.8	68	0	62	59	109	43	561	14.4
03	Marina Mabrey	34-34	1037	30.5	160-343	.466	80-196	.408	34-49	.694	15	79	94	2.8	58	0	171	70	10	46	434	12.8
10	Katlyn Gilbert	7-0	111	15.9	9-20	.450	1-5	.200	6-8	.750	4	11	15	2.1	11	0	2	8	1	6	25	3.6
30	Mikayla Vaughn	38-0	364	9.6	53-101	.525	0-0	.000	19-30	.633	41	49	90	2.4	48	2	7	25	24	10	125	3.3
33	Danielle Patterson	33-1	351	10.6	41-86	.477	0-0	.000	13-18	.722	23	27	50	1.5	15	0	7	25	9	5	95	2.9
00	Jordan Nixon	26-3	377	14.5	21-49	.429	6-16	.375	16-19	.842	3	27	30	1.2	35	0	34	46	0	20	64	2.5
12	Abby Prohaska	38-3	549	14.4	18-49	.367	2-7	.286	20-26	.769	25	44	69	1.8	58	0	43	30	1	30	58	1.5
22	Danielle Cosgrove	27-0	131	4.9	14-48	.292	9-35	.257	0-0	.000	4	14	18	0.7	14	0	5	8	6	1	37	1.4
20	Nicole Benz	23-0	72	3.1	3-15	.200	0-7	.000	2-2	1.000	2	14	16	0.7	3	0	2	3	0	0	8	0.3
40	Maureen Butler	23-1	80	3.5	2-13	.154	0-2	.000	0-4	.000	5	6	11	0.5	6	0	6	5	1	1	4	0.2
Team											81	84	165				12					
Total.....		39	7799		1327-2610	.508	183-499	.367	617-827	.746	587	1139	1726	44.3	507	2	804	531	199	339	3454	88.6
Opponents.....		39	7798		979-2598	.377	238-833	.286	336-474	.709	527	790	1317	33.8	705	-	537	606	135	263	2532	64.9

TEAM STATISTICS	ND	OPP	Date	Opponent	Score	Att.
SCORING	3454	2532	11/09/18	HARVARD	w 103-58	9149
Points per game	88.6	64.9	11/12/18	PENN	w 75-55	7854
Scoring margin	+23.6	-	11/17/18	at DePaul	w 101-77	2833
FIELD GOALS-ATT	1327-2610	979-2598	11/22/18	vs Gonzaga	w 81-65	1018
Field goal pct	.508	.377	11/23/18	vs Drake	w 82-64	1156
3 POINT FG-ATT	183-499	238-833	11/24/18	vs Oregon State	w 91-81	1866
3-point FG pct	.367	.286	11/29/18	IOWA	w 105-71	7968
3-pt FG made per game	4.7	6.1	12/02/18	UCONN	L 71-89	9149
FREE THROWS-ATT	617-827	336-474	12/08/18	at Toledo	w 72-56	6059
Free throw pct	.746	.709	12/16/18	BINGHAMTON	w 103-53	8183
F-Throws made per game	15.8	8.6	12/19/18	WESTERN KY.	w 94-53	7502
REBOUNDS	1726	1317	12/22/18	at Marquette	w 87-63	3700
Rebounds per game	44.3	33.8	12/30/18	LEHIGH	w 95-68	9149
Rebounding margin	+10.5	-	* 01/03/19	PITTSBURGH	w 100-44	8566
ASSISTS	804	537	* 01/06/19	at Georgia Tech	w 76-55	3209
Assists per game	20.6	13.8	* 01/10/19	LOUISVILLE	w 82-68	9149
TURNOVERS	531	606	* 01/13/19	WAKE FOREST	w 78-48	8392
Turnovers per game	13.6	15.5	* 01/16/19	at Virginia Tech	w 80-51	2131
Turnover margin	+1.9	-	* 01/20/19	BOSTON COLLEGE	w 92-63	8714
Assist/turnover ratio	1.5	0.9	01/24/19	at Tennessee	w 77-62	9154
STEALS	339	263	* 01/27/19	at North Carolina	L 73-78	4704
Steals per game	8.7	6.7	* 01/31/19	at Clemson	w 101-63	2791
BLOCKS	199	135	* 02/03/19	GEORGIA TECH	w 90-50	8530
Blocks per game	5.1	3.5	* 02/07/19	at Miami (FL)	L 65-72	1864
ATTENDANCE	143382	121966	* 02/10/19	FLORIDA ST.	w 97-70	8950
Home games-Avg/Game	17-8434	12-4259	* 02/13/19	at Boston College	w 97-47	1598
Neutral site-Avg/Game	-	10-7086	* 02/18/19	at #9 NC State	w 95-72	5500
			* 02/21/19	DUKE	w 89-61	8399
			* 02/25/19	at Syracuse	w 98-68	7568
			* 03/03/19	VIRGINIA	w 103-66	9149
			03/08/19	vs North Carolina	w 95-77	4024
			03/09/19	vs Syracuse	w 91-66	6943
			03/10/19	vs Louisville	w 99-79	10104
			03/23/19	BETHUNE-COOKMAN	w 92-50	7885
			03/25/19	MICHIGAN ST.	w 91-63	6694
			03/30/19	vs Texas A&M	w 87-80	0
			04/01/19	vs Stanford	w 84-68	5555
			04/05/19	vs UConn	w 81-76	20062
			04/07/19	vs Baylor	L 81-82	20127

\* = Conference game



**2018-19 Notre Dame Women's Basketball  
Notre Dame Combined Team Statistics (as of Apr 11, 2019)  
NCAA Tournament**

<b>RECORD:</b>	<b>OVERALL</b>	<b>HOME</b>	<b>AWAY</b>	<b>NEUTRAL</b>
ALL GAMES	5-1	2-0	0-0	3-1
CONFERENCE	0-0	0-0	0-0	0-0
NON-CONFERENCE	5-1	2-0	0-0	3-1

#	Player	gp-gs	min	Total		3-Point		F-Throw		Rebounds				pf	dq	a	to	blk	stl	pts	avg				
				fg-fga	fg%	3fg-fga	3fg%	ft-fa	ft%	off	def	tot	avg												
24	Arike Ogunbowale	6-6	207	34.5	54-122	.443	13-32	.406	34-38	.895	5	24	29	4.8	12	0	17	7	0	12	155	25.8			
32	Jessica Shepard	6-6	207	34.5	48-89	.539	0-0	.000	11-15	.733	31	42	73	12.2	12	0	25	12	5	9	107	17.8			
05	Jackie Young	6-6	209	34.8	31-75	.413	3-4	.750	21-25	.840	21	26	47	7.8	9	0	24	9	4	3	86	14.3			
11	Brianna Turner	6-6	196	32.7	33-57	.579	0-0	.000	20-23	.870	19	39	58	9.7	11	0	10	7	22	3	86	14.3			
03	Marina Mabrey	6-6	199	33.2	16-54	.296	9-33	.273	4-5	.800	1	18	19	3.2	10	0	38	10	0	7	45	7.5			
30	Mikayla Vaughn	6-0	49	8.2	8-19	.421	0-0	.000	1-2	.500	7	10	17	2.8	4	0	0	2	2	1	17	2.8			
22	Danielle Cosgrove	3-0	13	4.3	2-3	.667	2-3	.667	0-0	.000	1	0	1	0.3	1	0	1	1	0	0	6	2.0			
40	Maureen Butler	2-0	5	2.5	1-1	1.000	0-0	.000	0-0	.000	0	1	1	0.5	0	0	0	2	0	0	2	1.0			
12	Abby Prohaska	6-0	69	11.5	3-5	.600	0-1	.000	0-0	.000	3	6	9	1.5	8	0	4	0	0	2	6	1.0			
00	Jordan Nixon	3-0	14	4.7	1-2	.500	1-2	.500	0-2	.000	0	0	0	0.0	2	0	2	0	0	1	3	1.0			
33	Danielle Patterson	4-0	27	6.8	1-4	.250	0-0	.000	1-2	.500	2	2	4	1.0	1	0	2	3	0	1	3	0.8			
20	Nicole Benz	2-0	5	2.5	0-1	.000	0-1	.000	0-0	.000	0	1	1	0.5	0	0	0	0	0	0	0	0.0			
Team											17	12	29												4
Total.....		6	1200		198-432	.458	28-76	.368	92-112	.821	107	181	288	48.0	70	0	123	57	33	39	516	86.0			
Opponents.....		6	1200		170-410	.415	42-127	.331	37-56	.661	71	135	206	34.3	95	-	92	66	27	27	419	69.8			

<b>TEAM STATISTICS</b>	<b>ND</b>	<b>OPP</b>	<b>Date</b>	<b>Opponent</b>	<b>Score</b>	<b>Att.</b>
SCORING	516	419	03/23/19	BETHUNE-COOKMAN	w 92-50	7885
Points per game	86.0	69.8	03/25/19	MICHIGAN ST.	w 91-63	6694
Scoring margin	+16.2	-	03/30/19	vs Texas A&M	w 87-80	0
FIELD GOALS-ATT	198-432	170-410	04/01/19	vs Stanford	w 84-68	5555
Field goal pct	.458	.415	04/05/19	vs UConn	w 81-76	20062
3 POINT FG-ATT	28-76	42-127	04/07/19	vs Baylor	L 81-82	20127
3-point FG pct	.368	.331	* = Conference game			
3-pt FG made per game	4.7	7.0				
FREE THROWS-ATT	92-112	37-56				
Free throw pct	.821	.661				
F-Throws made per game	15.3	6.2				
REBOUNDS	288	206				
Rebounds per game	48.0	34.3				
Rebounding margin	+13.7	-				
ASSISTS	123	92				
Assists per game	20.5	15.3				
TURNOVERS	57	66				
Turnovers per game	9.5	11.0				
Turnover margin	+1.5	-				
Assist/turnover ratio	2.2	1.4				
STEALS	39	27				
Steals per game	6.5	4.5				
BLOCKS	33	27				
Blocks per game	5.5	4.5				
ATTENDANCE	14579	45744				
Home games-Avg/Game	2-7290	0-0				
Neutral site-Avg/Game	-	4-11436				

<b>Score by Periods</b>	<b>1st</b>	<b>2nd</b>	<b>3rd</b>	<b>4th</b>	<b>Totals</b>
Notre Dame	112	119	140	145	516
Opponents	98	95	113	113	419





**2018-19 Notre Dame Women's Basketball  
Notre Dame Combined Team Statistics (as of Mar 03, 2019)  
Conference games only**

<b>RECORD:</b>	<b>OVERALL</b>	<b>HOME</b>	<b>AWAY</b>	<b>NEUTRAL</b>
ALL GAMES	14-2	8-0	6-2	0-0
CONFERENCE	14-2	8-0	6-2	0-0
NON-CONFERENCE	0-0	0-0	0-0	0-0

#	Player	gp-gs	min	Total		3-Point		F-Throw		Rebounds					pf	dq	a	to	blk	stl	pts	avg			
				fg-fga	fg%	3fg-fga	3fg%	ft-fa	ft%	off	def	tot	avg												
24	Arike Ogunbowale	16-16	516	32.2	106-251	.422	33-84	.393	69-86	.802	9	61	70	4.4	20	0	74	33	1	32	314	19.6			
32	Jessica Shepard	16-16	453	28.3	105-176	.597	0-1	.000	54-65	.831	59	101	160	10.0	28	0	56	40	8	25	264	16.5			
03	Marina Mabrey	16-16	505	31.6	90-173	.520	46-96	.479	11-19	.579	9	38	47	2.9	28	0	80	38	5	21	237	14.8			
11	Brianna Turner	16-16	430	26.9	93-138	.674	0-0	.000	44-73	.603	43	75	118	7.4	31	0	28	27	50	27	230	14.4			
05	Jackie Young	15-14	454	30.3	78-141	.553	3-10	.300	38-53	.717	42	64	106	7.1	21	0	74	29	5	26	197	13.1			
30	Mikayla Vaughn	15-0	156	10.4	24-45	.533	0-0	.000	9-16	.563	17	19	36	2.4	19	1	5	13	14	4	57	3.8			
00	Jordan Nixon	11-0	181	16.5	10-24	.417	1-5	.200	13-14	.929	1	11	12	1.1	20	0	14	17	0	9	34	3.1			
33	Danielle Patterson	15-0	159	10.6	18-44	.409	0-0	.000	5-8	.625	14	13	27	1.8	3	0	3	13	5	3	41	2.7			
12	Abby Prohaska	16-1	225	14.1	9-22	.409	1-2	.500	6-8	.750	9	23	32	2.0	21	0	14	19	0	17	25	1.6			
22	Danielle Cosgrove	13-0	58	4.5	6-22	.273	3-16	.188	0-0	.000	2	8	10	0.8	6	0	1	3	1	0	15	1.2			
20	Nicole Benz	9-0	29	3.2	1-6	.167	0-3	.000	0-0	.000	0	4	4	0.4	2	0	0	1	0	0	2	0.2			
40	Maureen Butler	11-1	34	3.1	0-3	.000	0-2	.000	0-2	.000	1	3	4	0.4	1	0	4	2	0	0	0	0.0			
Team											25	47	72												5
Total.....		16	3200		540-1045	.517	87-219	.397	249-344	.724	231	467	698	43.6	200	1	353	240	89	164	1416	88.5			
Opponents.....		16	3200		371-1049	.354	93-336	.277	141-196	.719	228	324	552	34.5	287	-	211	280	60	121	976	61.0			

<b>TEAM STATISTICS</b>	<b>ND</b>	<b>OPP</b>	<b>Date</b>	<b>Opponent</b>	<b>Score</b>	<b>Att.</b>
SCORING	1416	976	* 01/03/19	PITTSBURGH	w 100-44	8566
Points per game	88.5	61.0	* 01/06/19	at Georgia Tech	w 76-55	3209
Scoring margin	+27.5	-	* 01/10/19	LOUISVILLE	w 82-68	9149
FIELD GOALS-ATT	540-1045	371-1049	* 01/13/19	WAKE FOREST	w 78-48	8392
Field goal pct	.517	.354	* 01/16/19	at Virginia Tech	w 80-51	2131
3 POINT FG-ATT	87-219	93-336	* 01/20/19	BOSTON COLLEGE	w 92-63	8714
3-point FG pct	.397	.277	* 01/27/19	at North Carolina	L 73-78	4704
3-pt FG made per game	5.4	5.8	* 01/31/19	at Clemson	w 101-63	2791
FREE THROWS-ATT	249-344	141-196	* 02/03/19	GEORGIA TECH	w 90-50	8530
Free throw pct	.724	.719	* 02/07/19	at Miami (FL)	L 65-72	1864
F-Throws made per game	15.6	8.8	* 02/10/19	FLORIDA ST.	w 97-70	8950
REBOUNDS	698	552	* 02/13/19	at Boston College	w 97-47	1598
Rebounds per game	43.6	34.5	* 02/18/19	at #9 NC State	w 95-72	5500
Rebounding margin	+9.1	-	* 02/21/19	DUKE	w 89-61	8399
ASSISTS	353	211	* 02/25/19	at Syracuse	w 98-68	7568
Assists per game	22.1	13.2	* 03/03/19	VIRGINIA	w 103-66	9149
TURNOVERS	240	280	* = Conference game			
Turnovers per game	15.0	17.5				
Turnover margin	+2.5	-				
Assist/turnover ratio	1.5	0.8				
STEALS	164	121				
Steals per game	10.3	7.6				
BLOCKS	89	60				
Blocks per game	5.6	3.8				
ATTENDANCE	69849	29365				
Home games-Avg/Game	8-8731	8-3671				
Neutral site-Avg/Game	-	0-0				

<b>Score by Periods</b>	<b>1st</b>	<b>2nd</b>	<b>3rd</b>	<b>4th</b>	<b>Totals</b>
Notre Dame	396	334	387	299	1416
Opponents	261	194	249	272	976



## 2018-19 Notre Dame Women's Basketball Notre Dame Combined Team Statistics (as of Apr 11, 2019) Ranked Teams

RECORD:	OVERALL	HOME	AWAY	NEUTRAL
ALL GAMES	13-3	3-1	4-1	6-1
CONFERENCE	4-1	2-0	2-1	0-0
NON-CONFERENCE	9-2	1-1	2-0	6-1

#	Player	gp-gs	min	avg	Total			3-Point		F-Throw		Rebounds					pts	avg				
					fg-fga	fg%	3fg-fga	3fg%	ft-fa	ft%	off	def	tot	avg	pf	dq			a	to	blk	stl
24	Arike Ogunbowale	16-16	584	36.5	131-314	.417	30-88	.341	81-96	.844	14	75	89	5.6	34	0	53	28	1	31	373	23.3
32	Jessica Shepard	16-16	545	34.1	116-211	.550	0-1	.000	35-56	.625	88	114	202	12.6	35	0	48	38	7	15	267	16.7
05	Jackie Young	16-16	575	35.9	92-195	.472	6-15	.400	57-70	.814	45	87	132	8.3	31	0	78	29	6	16	247	15.4
11	Brianna Turner	16-16	497	31.1	90-147	.612	0-0	.000	48-66	.727	39	77	116	7.3	33	0	30	24	45	12	228	14.3
03	Marina Mabrey	15-15	490	32.7	64-157	.408	30-90	.333	23-29	.793	4	28	32	2.1	35	0	71	27	3	17	181	12.1
33	Danielle Patterson	13-0	108	8.3	14-25	.560	0-0	.000	9-10	.900	5	9	14	1.1	8	0	1	8	5	1	37	2.8
30	Mikayla Vaughn	16-0	94	5.9	15-32	.469	0-0	.000	5-6	.833	16	10	26	1.6	18	2	1	7	5	1	35	2.2
00	Jordan Nixon	8-1	60	7.5	5-7	.714	1-1	1.000	3-4	.750	0	4	4	0.5	11	0	4	11	0	3	14	1.8
12	Abby Prohaska	16-0	181	11.3	8-14	.571	1-2	.500	6-6	1.000	12	12	24	1.5	25	0	16	8	1	8	23	1.4
10	Katlyn Gilbert	3-0	28	9.3	1-2	.500	1-2	.500	0-0	.000	0	3	3	1.0	5	0	1	3	0	0	3	1.0
20	Nicole Benz	5-0	11	2.2	2-2	1.000	0-0	.000	0-0	.000	1	2	3	0.6	0	0	1	0	0	0	4	0.8
22	Danielle Cosgrove	7-0	16	2.3	1-9	.111	1-8	.125	0-0	.000	0	3	3	0.4	2	0	0	0	0	0	3	0.4
40	Maureen Butler	5-0	11	2.2	0-2	.000	0-0	.000	0-0	.000	0	1	1	0.2	1	0	1	0	0	0	0	0.0
Team											36	31	67				4					
Total.....		16	3200		539-1117	.483	70-207	.338	267-343	.778	260	456	716	44.8	238	2	305	187	73	104	1415	88.4
Opponents.....		16	3197		456-1095	.416	103-334	.308	167-227	.736	206	343	549	34.3	290	-	235	194	60	85	1182	73.9

TEAM STATISTICS	ND	OPP	Date	Opponent	Score	Att.
SCORING	1415	1182	11/17/18	at DePaul	w 101-77	2833
Points per game	88.4	73.9	11/24/18	vs Oregon State	w 91-81	1866
Scoring margin	+14.6	-	11/29/18	IOWA	w 105-71	7968
FIELD GOALS-ATT	539-1117	456-1095	12/02/18	UCONN	L 71-89	9149
Field goal pct	.483	.416	12/22/18	at Marquette	w 87-63	3700
3 POINT FG-ATT	70-207	103-334	* 01/10/19	LOUISVILLE	w 82-68	9149
3-point FG pct	.338	.308	* 02/07/19	at Miami (FL)	L 65-72	1864
3-pt FG made per game	4.4	6.4	* 02/10/19	FLORIDA ST.	w 97-70	8950
FREE THROWS-ATT	267-343	167-227	* 02/18/19	at #9 NC State	w 95-72	5500
Free throw pct	.778	.736	* 02/25/19	at Syracuse	w 98-68	7568
F-Throws made per game	16.7	10.4	03/09/19	vs Syracuse	w 91-66	6943
REBOUNDS	716	549	03/10/19	vs Louisville	w 99-79	10104
Rebounds per game	44.8	34.3	03/30/19	vs Texas A&M	w 87-80	0
Rebounding margin	+10.4	-	04/01/19	vs Stanford	w 84-68	5555
ASSISTS	305	235	04/05/19	vs UConn	w 81-76	20062
Assists per game	19.1	14.7	04/07/19	vs Baylor	L 81-82	20127
TURNOVERS	187	194				
Turnovers per game	11.7	12.1				
Turnover margin	+0.4	-				
Assist/turnover ratio	1.6	1.2				
STEALS	104	85				
Steals per game	6.5	5.3				
BLOCKS	73	60				
Blocks per game	4.6	3.8				
ATTENDANCE	35216	86122				
Home games-Avg/Game	4-8804	5-4293				
Neutral site-Avg/Game	-	7-9237				

\* = Conference game

Score by Periods	1st	2nd	3rd	4th	Totals
Notre Dame	339	310	397	369	1415
Opponents	333	261	291	297	1182

**TV/RADIO ROSTER**



**#0 Jordan Nixon**  
Fr. // G // 5-8  
New York City, N.Y.  
Mary Louis Academy



**#2 Kaitlin Cole**  
Jr. // G // 5-10  
Toledo, Ohio  
Sylvania Northview




**#3 Marina Mabrey**  
Sr. // G // 5-11  
Belmar, N.J.  
Manasquan



**#5 Jackie Young**  
Jr. // G // 6-0  
Princeton, Ind.  
Princeton Community



**#10 Katlyn Gilbert**  
Fr. // G // 5-10  
Indianapolis, Ind.  
Heritage Christian




**#11 Brianna Turner**  
Gs. // F // 6-3  
Pearland, Texas  
Manvel



**#12 Abby Prohaska**  
Fr. // G // 5-10  
Libert Township, Ohio  
Lakota West




**#20 Nicole Benz**  
So. // G // 5-8  
Valencia, Calif.  
William S. Hart




**#22 Danielle Cosgrove**  
Fr. // F // 6-4  
Holbrook, N.Y.  
Sachem East



**#24 Arike Ogunbowale**  
Sr. // G // 5-8  
Milwaukee, Wis.  
Divine Savior Holy Angels



**#30 Mikayla Vaughn**  
So. // C // 6-3  
Philadelphia, Penn.  
Paul VI



**#32 Jessica Shepard**  
Sr. // F // 6-4  
Fremont, Neb.  
Nebraska // Fremont



**#33 Danielle Patterson**  
So. // 6-2 // F  
Brooklyn, N.Y.  
The Mary Louis Academy



**#40 Maureen Butler**  
Sr. // F // 6-1  
Livonia, Mich.  
Dearborn Divine Child



**Muffet McGraw**  
Karen & Kevin Keyes Head Coach  
32nd Season at Notre Dame  
37th Overall as Head Coach



**Carol Owens**  
Associate Head Coach  
10th Season as Associate  
19th Season at Notre Dame



**Niele Ivey**  
Associate Head Coach  
3rd Season as Associate  
12th Season at Notre Dame



**Beth Cunningham**  
Associate Coach  
7th Season



**Katie Capps**  
Director of Ops - 4th Season  
Sport Admin - 1st Season