



NOTRE DAME

— WOMEN'S BASKETBALL —



2018-19 MEDIA GUIDE



Notre Dame has appeared in eight Final Fours with National Championship wins in 2001 and 2018.



NATIONAL CHAMPIONS - 2001, 2018

A TRADITION OF SUCCESS

87-15

Against top-25
over last 6 years

77-3

in ACC Play
all-time.

23

Consecutive NCAA
Tournaments

20

Consensus
All-Americans

16

Sweet
Sixteens

14

WNBA draft picks
in 18 years

10

30-win
Seasons

8

Final Fours

6

National Championship
Game Appearances

7

Straight conference
regular season titles



CONTENTS

THIS IS NOTRE DAME	2
ROSTER INTRO	3
ROSTER.....	4
Maureen Butler.....	4
Kaitlin Cole	5
Marina Mabrey	6
Arike Ogunbowale.....	9
Danielle Patterson.....	13
Jessica Shepard	14
Brianna Turner.....	16
Jackie Young	20
Danielle Cosgrove.....	22
Katlyn Gilbert	23
Jordan Nixon.....	23
Abby Prohaska.....	23
COACHES.....	25
Head Coach Muffet McGraw	25
Associate Head Coach Carol Owens	29
Associate Head Coach Niele Ivey	31
Associate Coach Beth Cunningham.....	32
SUPPORT STAFF	34
2017-18 SEASON IN REVIEW	37
Results	39
Highs/Lows.....	41
Stats.....	45
RECORDS.....	49
Single-Game Team	49
Single-Game Individual	53
Purcell Pavilion.....	54
Single Season Team	59
Single Season Individual	64
By Class - Individual.....	68
Career Records.....	82
Opponent Single Game.....	86
Opponent Single Season	87
Points.....	91
1,000 PT. SCORERS	90
SINGLE-GAME 30 POINT SCORERS	98
YEAR-BY-YEAR INDIVIDUAL STATISTICAL LEADERS.....	98
YEAR-BY-YEAR STATS.....	101
HISTORY	105
All-Time Roster	105
All-Time Numerical Roster	106
All-Time Captains	108
Year-by-Year Results.....	109
All-Time Head Coaching Records.....	121
Notre Dame In the Polls.....	121
NCAA CHAMPIONSHIP HISTORY	123
NCAA Championship Record Breakdown	125

National Championship Game Box Scores.....	126
Individual NCAA Championship Records.....	128
Team NCAA Championship Records	129
Opponent NCAA Championship Records	130
ALL-TIME RECORD BY OPPONENT.....	132
SERIES RECORDS	153
HONORS.....	155
INTERNATIONAL SUCCESS.....	161



THIS IS NOTRE DAME

IRISH AT PURCELL PAVILION

Year	W	L
1977-78	5	1
1978-79	5	0
1979-80	5	4
1980-81	6	7
1981-82	9	4
1982-83	11	2
1983-84	9	5
1984-85	11	1
1985-86	9	4
1986-87	7	6
1987-88	9	2
1988-89	10	1
1989-90	10	3
1990-91	11	2
1991-92	7	7
1992-93	8	5
1993-94	9	5
1994-95	9	2
1995-96	11	1
1996-97	11	1
1997-98	12	1
1998-99	12	1
1999-00	15	0
2000-01	15	0
2001-02	13	1
2002-03	9	4
2003-04	15	0
2004-05	14	2
2005-06	8	5
2006-07	14	2
2007-08	13	3
2008-09	11	3
2009-10	16	1
2010-11	15	2
2011-12	17	1
2012-13	13	1
2013-14	17	0
2014-15	18	1
2015-16	16	0
2016-17	16	1
2017-18	15	0
Totals	466	92

Notre Dame is 466 -92 at home, an .835 winning percentage.

SELL-OUTS AT PURCELL PAVILION

Date	Opponent/Result	Attendance
1/15/01	#1 Connecticut/W, 92-76	11,418
2/24/01	Georgetown/W, 65-53	11,418
12/31/05	#1 Tennessee/L, 51-62	11,418
1/5/08	#3 Tennessee/L, 63-87	11,418
12/7/08	#1 Connecticut/L, 64-81	11,418
12/7/08	#17 Purdue/W, 62-51	11,418
12/31/09	#18 Vanderbilt/W, 74-69	9,149
1/24/10	#16 West Virginia/W, 74-66	9,149
2/6/10	Pittsburgh/W, 86-76	9,149
2/14/10	DePaul/W, 90-66	9,149
2/23/10	Marquette/W, 82-67	9,149
3/1/10	#1 Connecticut/L, 51-76	9,149
12/5/10	Purdue/W, 72-51	9,149
1/8/11	#2 Connecticut/L, 76-79	9,149

Date	Opponent/Result	Attendance
1/23/11	St. John's/W, 69-36	9,149
2/12/11	Rutgers/W, 71-49	9,149
2/26/11	Cincinnati/W, 66-48	9,149
12/18/11	#8 Kentucky/W, 92-83	9,149
12/28/11	Longwood/W, 92-26	9,149
1/7/12	#2 Connecticut/W, 74-67 (ot)	9,149
1/21/12	Villanova/W, 76-43	9,149
1/23/12	#7 Tennessee/W, 72-44	9,149
2/5/12	DePaul/W, 90-70	9,149
2/12/12	West Virginia/L, 63-65	9,149
2/25/12	South Florida/W, 80-68	9,149
11/18/12	Massachusetts/W, 94-50	9,149
12/5/12	#3 Baylor/L, 61-73	9,149
12/29/12	#11 Purdue/W, 74-47	9,149
12/31/12	Saint Francis (Pa.)/W, 128-55	9,149
Date	Opponent/Result	Atten.
1/13/13	Rutgers/W, 71-46	9,149
1/15/13	Georgetown/W, 79-64	9,149
1/20/13	St. John's/W, 74-50	9,149
1/26/13	Providence/W, 89-44	9,149
2/2/13	Cincinnati/W, 64-42	9,149
2/26/13	#22 Syracuse/W, 79-68	9,149
3/4/13	#3 Connecticut/W, 96-87 (3ot)	9,149
2/9/14	Syracuse/W, 101-64	9,149
2/23/14	#7 Duke/W, 81-70	9,149
2/27/14	#14 North Carolina/W, 100-75	9,149
3/29/14	#21 Oklahoma State/W, 89-72	8,774
3/31/14	#5 Baylor/W, 88-69	8,774
12/6/14	#3 Connecticut/L, 58-76	9,149
1/2/15	Florida State/W, 74-68	9,149
1/11/15	Boston College/W, 104-58	9,149
1/19/15	#5 Tennessee/W, 88-77	9,149
12/30/15	Georgia Tech/W, 85-76	9,149
2/14/16	Miami/W, 90-69	9,149
2/27/16	Boston College/W, 70-58	9,149
12/7/16	#2 UConn/L, 72-61	9,149
1/29/17	Virginia/W, 82-74	9,149
2/12/17	Georgia Tech/W, 90-69	9,149
2/26/17	#8 Florida State/W, 79-61	9,149

NOTES: Capacity was 11,418 through 2008-09 (currently 9,149; modified to 8,774 for 2014 NCAA regional). Rankings from AP poll at tipoff. ND 42-9 all-time when playing before home sellout crowd, including wins in 33 of their last 37 games.

OVERTIME AT PURCELL PAVILION

Notre Dame is 10-6 all-time in overtime games at Purcell Pavilion

Date	Opponent and Result
12/8/79	Michigan 66, Notre Dame 60
2/25/82	Nebraska 89, Notre Dame 88 (2OT)
3/6/83	Notre Dame 68, Dayton 64
3/9/83	Notre Dame 63, Indiana 61
1/9/92	Notre Dame 76, Dayton 70 (2OT)
12/30/92	Notre Dame 78, Georgetown 72
3/21/04	Notre Dame 69, Missouri State 65 (NCAA)
12/2/04	Michigan State 82, Notre Dame 73
1/10/06	Notre Dame 67, Marquette 65
1/28/06	South Florida 68, Notre Dame 64
2/7/06	Villanova 69, Notre Dame 65
11/13/06	Notre Dame 85, Bowling Green 81
11/18/10	UCLA 86, Notre Dame 83 (2OT)
1/7/12	Notre Dame 74, Connecticut 67
3/4/13	Notre Dame 96, Connecticut 87 (3OT)
3/19/17	Notre Dame 88, Purdue 82 (NCAA)
12/20/17	Notre Dame 91, Marquette 85

ROSTER BREAKDOWNS

By Class

Seniors/Graduate Students	5
Juniors	2
Sophomores	2
Freshmen	4

By Position

Guards	7
Forwards	5
Centers	1

By Home State

New York	3
Indiana	2
Ohio	2
Michigan	1
Nebraska	1
New Jersey	1
Pennsylvania	1
Texas	1
Wisconsin	1

By HEIGHT

Cosgrove, Shepard	6-4
Turner, Vaughn	6-3
Patterson	6-2
Butler	6-1
Young	6-0
Mabrey	5-11
Cole, Gilbert, Prohaska	5-10
Nixon, Ogunbowale	5-8

Pronunciation Guide

Katlyn Gilbert	Kate-lyn
Niele Ivey	knee-ELL
Marina Mabrey	MAY-bree
Arike Ogunbowale	uh-REE-kay OH-noon-buh-WALL-ay
Brianna Turner	bree-ON-uh

ROSTER

Numerical

0	Jordan Nixon	G	5-8	Fr.	New York City, N.Y. (Mary Louis Academy)
2	Kaitlin Cole	G	5-10	Jr.	Toledo, Ohio (Sylvania Northview)
3	Marina Mabrey	G	5-11	Sr.	Belmar, N.J. (Manasquan)
5	Jackie Young	G	6-0	Jr.	Princeton, Ind. (Princeton Community)
10	Katlyn Gilbert	G	5-10	Fr.	Indianapolis, Ind. (Heritage Christian)
11	Brianna Turner	F	6-3	Gs.	Pearland, Texas (Manvel)
12	Abby Prohaska	G	5-10	Fr.	Liberty Township, Ohio (Lakota West)
22	Danielle Cosgrove	F	6-4	Fr.	Holbrook, N.Y. (Sachem East)
24	Arike Ogunbowale	G	5-8	Sr.	Milwaukee, Wis. (Divine Savior Holy Angels)
30	Mikayla Vaughn	C	6-3	So.	Fairfax, Va. (Paul VI)
32	Jessica Shepard	F	6-4	Sr.	Fremont, Neb. (Fremont)
33	Danielle Patterson	F	6-2	So.	Brooklyn, N.Y. (The Mary Louis Academy)
40	Maureen Butler	F	6-1	Sr.	Livonia, Mich. (Dearborn Divine Child)

Alphabetical

No.	Name	Pos.	Ht.	Yr.	Hometown (High School)
40	Maureen Butler	F	6-1	Sr.	Livonia, Mich. (Dearborn Divine Child)
2	Kaitlin Cole	G	5-10	Jr.	Toledo, Ohio (Sylvania Northview)
22	Danielle Cosgrove	F	6-4	Fr.	Holbrook, N.Y. (Sachem East)
10	Katlyn Gilbert	G	5-10	Fr.	Indianapolis, Ind. (Heritage Christian)
3	Marina Mabrey	G	5-11	Sr.	Belmar, N.J. (Manasquan)
0	Jordan Nixon	G	5-8	Fr.	New York City, N.Y. (Mary Louis Academy)
24	Arike Ogunbowale	G	5-8	Sr.	Milwaukee, Wis. (Divine Savior Holy Angels)
32	Danielle Patterson	F	6-2	So.	Brooklyn, N.Y. (The Mary Louis Academy)
12	Abby Prohaska	G	5-10	Fr.	Liberty Township, Ohio (Lakota West)
23	Jessica Shepard	F	6-4	Sr.	Fremont, Neb. (Fremont)
11	Brianna Turner	F	6-3	Gs.	Pearland, Texas (Manvel)
30	Mikayla Vaughn	C	6-3	So.	Fairfax, Va. (Paul VI)
5	Jackie Young	G	6-0	Jr.	Princeton, Ind. (Princeton Community)

Coaching Staff

Muffet McGraw	Head Coach	32nd	Saint Joseph's (Pa.) '77
Carol Owens	Associate Head Coach	19th*	Northern Illinois '90
Beth Cunningham	Associate Coach	7th	Notre Dame '97
Niele Ivey	Associate Coach/Recruiting Coordinator	12th	Notre Dame '00
Katie Capps	Director of Basketball Operations	4th	Western Kentucky '02
James Spinelli	Video Coordinator	1st	Temple '14

* Owens is in the ninth season of her second tenure at Notre Dame (previously served on staff from 1995-2005)



ROSTER



MAUREEN BUTLER - 40

Senior, Forward, 6' 1"
 Hometown: Livonia, Michigan
 High School: Dearborn Divine Child

Career Highs

Points	4 (vs Virginia, 3/2/18)
Rebounds	2, 2x (last vs UNC, 2/1/18)
Field Goals	2 (vs Virginia, 3/2/18)
Field Goals Attempted	2, 2x (last vs Virginia, 3/2/18)
Free-Throws	2 (vs Virginia Tech, 2/22/18)
Free-Throws Attempted	2, 2x (last vs Virginia Tech, 2/22/18)
Minutes	6, 2x (last vs UNC, 2/1/18)

Junior Season (2017-18)

- 1-of-3 walk-ons to make the 2017-18 roster
- Made 20 appearances this season.
- Had her best night in the quarterfinal of the ACC Tournament, going 2-for-2 from the floor for four points with one rebound in five minutes vs Virginia on March 2.
- Produced the infamous "Big Mac" point (Team hits 88 points - fans receive free Big Macs) vs Virginia Tech on Feb. 22.
- Played a season best six minutes vs UNC on Feb. 1, tying her season best of two rebounds.
- Played four minutes vs ETSU in round one of the Gulf Coast Showcase, collecting a career best two rebounds - both defensive boards
- Made her collegiate debut in Mount St. Mary's opener, tallying three points (1-1 FG) and one rebound in six minutes.

High School

- Attended Dearborn Divine Child
- National Honor Society member, Spanish Honor Society, Summa Cum Laude
- Played forward for the Falcons under head coach Mary Laney
- State quarter finalist, regional champions and Catholic League runner-up
- Competed on the track & field team as a high jumper/sprinter - Catholic League champs
- Also played on the golf team, in which she helped the Falcons to a regional title.

Personal

- Born in Michigan
- Daughter of Patrick & Marybeth
- Has one younger brother
- Uncle, Andy Dillon, ran track & field at Notre Dame - class of 1984
- Majoring in International Economics
- Enjoys participating in intramural sports
- Favorite athlete is Jordan Spieth

- One thing most people might not know: loves learning popular songs to play on the piano

Overall Career Statistics

17-18	26-3	410	17-43	8-24	9-9	4	28	32	38	0	28	21	2	27	51
Total	85-3	1101	61-180	28-86	58-81	16	86	102	111	0	72	57	10	57	208

OVERALL CAREER PERCENTAGES

17-18	15.8	.395	.333	1.000	1.23	2.0
Total	13.0	.339	.326	.716	1.20	2.4

Game By Game Stats

2017-18

Date	Opp.	Min	FG/FA	3FG/3A	FT/FTA	T. Reb.	PF	Ass.	TO	BLK	STL	Pts.
11/11	Mt. St. Mary's	6	1-1	0-0	1-2	0-1-1	2	0	0	0	0	3
11/14	WKU	DNP										
11/19	Oregon St	DNP										
11/24	ETSU	4	0-0	0-0	0-0	0-2-2	0	0	0	0	0	0
11/25	USF	DNP										
11/26	South Carolina	DNP										
11/29	Michigan	2	0-0	0-0	0-0	0-0-0	0	0	0	0	0	0
12/3	UConn	DNP										
12/6	Michigan St	1	0-0	0-0	0-0	0-0-0	0	0	0	0	0	0
12/9	Penn	DNP										
12/17	DePaul	0+	0-0	0-0	0-0	0-0-0	0	0	0	0	0	0
12/20	Marquette	DNP										
12/28	Syracuse	DNP										
12/31	Wake Forest	2	0-0	0-0	0-0	0-0-0	0	0	0	0	0	0
1/4	Miami											
1/7	Georgia Tech	1	0-0	0-0	0-0	0-1-1	2	0	1	0	0	0
1/11	Louisville											
1/14	Boston College	1	1-2	0-0	0-0	0-0-0	0	0	0	0	0	2
1/18	Tennessee											
1/21	Clemson	2	0-0	0-0	0-0	0-0-0	0	0	0	0	0	0
1/25	Pittsburgh	4	1-1	0-0	0-0	0-0-0	0	0	0	0	0	2
1/28	Florida St	2	0-0	0-0	0-0	0-0-0	1	0	0	0	0	0
2/1	North Carolina	6	1-1	0-0	0-0	0-2-2	0	0	0	0	0	2
2/4	Duke											
2/11	Georgia Tech	1	0-0	0-0	0-0	0-1-1	0	0	0	0	0	0
2/15	Virginia	1	0-0	0-0	0-0	0-0-0	0	0	0	0	0	0
2/18	Boston College	3	0-1	0-0	0-0	0-0-0	0	0	0	0	0	0
2/22	Virginia Tech	3	0-1	0-0	2-2	0-1-1	1	0	0	0	0	2
2/25	NC State	1	0-0	0-0	0-0	0-0-0	0	0	0	0	0	0
3/2	Virginia	5	2-2	0-0	0-0	0-1-1	0	0	0	0	0	4
3/3	Florida St	DNP										
3/4	Louisville	DNP										
3/16	CSUN	2	0-0	0-0	0-0	0-0-0	0	0	0	0	0	0
3/18	Villanova	0+	0-0	0-0	0-0	0-0-0	0	0	0	0	0	0
3/24	Texas A&M	DNP										
3/26	Oregon	DNP										
3/30	UConn	DNP										
4/1	Miss St	DNP										
Total		47	6-9	0-0	3-4	0-9-9	6	0	1	0	0	15



KAITLIN COLE - 2

Junior, Guard, 5' 10"

Hometown: Toledo, Ohio

High School: Sylvania Northview

Career Highs

Points	5, 2x (last at Wake Forest, 12/31/17)
Rebounds	4 (vs Virginia, 3/2/18)
Field Goals	2, 2x (last at Wake Forest, 12/31/17)
Field Goals Attempted	4 (vs Mount, 11/11/17)
Three-Point Field Goals	1, 6x (last vs CSUN, 3/16/18)
Three-Point Field Goals Attempted	2, 3x (last vs UNC, 2/1/18)
Free-Throws	1 (at Pitt, 1/25/18)
Free-Throws Attempted	3 (at Pitt, 1/25/18)
Assists	1, 2x (last vs NC State, 2/25/18)
Blocks	1, 3x (last vs Virginia, 3/2/18)
Steals	2 (vs CSUN, 3/16/18)
Minutes	12, 2x (last vs Villanova, 3/18/18)

Sophomore Season (2017-18)

- 1-of-3 walk-ons to make the 2017-18 roster.
- Made 23 appearances, averaging 1.3 points and 5.2 minutes.
- Played a season high 12 minutes in back-to-back games for the 1st & 2nd Round of the tournament.
- Talled her sixth three-pointer on the year vs CSUN on March 16. Cole shot 6-of-17 from beyond the arc (.353) on the year.
- Recorded one of her most complete games of the season, tallying a season high four rebounds to go with two points, one block and one steal vs Virginia in ACC Quarterfinal on March 2.
- Four points on a made three-pointer and free-throw, with one rebound, in eight minutes at Pitt on Jan. 25.
- Collected her first career rebound and block at Georgia Tech on Jan. 7.
- In four minutes of play at Wake Forest on Dec. 31, Cole went 2-for-2 from the field, including one trey, to tie her career best of five points.
- In her home state in front of her old high school team, Cole knocked down a three in her lone shot of the game in two minutes at Michigan on Nov. 29.
- Played 9 minutes vs ETSU on Nov. 24, recording her first collegiate assist and taking her first charge.
- Made her collegiate debut vs Mount St. Mary's on Nov. 11, scoring five points on 2-of-4 shooting, including a 1-for-1 day from three-point range. Also picked up her first career steal.

High School

- Graduated from Sylvania Northview
- Lettered three years in basketball
- Were Sectional & Northern Lakes League Champions in her junior and senior years - team went 18-7 in both seasons
- Averaged 18.4 ppg and 7 rpg as a senior
- Notched career bests of 32 points and 14 rebounds
- 2016 Team Captain
- 2016 AP First Team All-Northwest Ohio
- 2016 Second Team All-Ohio
- 2016 First Team All-District
- 2016 Northern Lakes League Player of the Year

- Highlight of Career: Winning against Lima Senior in the playoffs after them beating us in the regular season
- Played AAU basketball for Toledo Elite under head coach Duffy Burns
- 2016 AP Honors Award
- 2016 State Science Fair Superior Rating
- National Honor Society Member
- Majoring in Science Pre-Professional

Personal

- Daughter of Ken and Kelly Cole
- Has one younger brother and one older sister
- Sister, Maddie, plays basketball at Bowling Green
- Grandpa, Glenn Ramsay, was a professional hockey player
- One thing nobody might not know: Can juggle
- Intends to go to medical school and become an orthopedic surgeon

Date	Opp.	Min	FG/FA	3FG/3A	FT/FTA	T. Reb.	PF	Ass.	TO	BLK	STL	Pts.
11/11	Mt St. Mary's	9	2-4	1-1	0-0	0-0-0	1	0	1	0	1	5
11/14	WKU	DNP										
11/19	Oregon St	DNP										
11/24	ETSU	9	0-2	0-2	0-0	0-0-0	0	1	0	0	0	0
11/25	USF	DNP										
11/26	South Carolina	DNP										
11/29	Michigan	2	1-1	1-1	0-0	0-0-0	0	0	0	0	0	3
12/3	UConn	DNP										
12/6	Michigan St	4	0-2	0-2	0-0	0-0-0	0	0	0	0	0	0
12/9	Penn	1	0-0	0-0	0-0	0-0-0	1	0	1	0	0	0
12/17	DePaul	0+	0-0	0-0	0-0	0-0-0	0	0	0	0	0	0
12/20	Marquette	DNP										
12/28	Syracuse	DNP										
12/31	Wake Forest	4	2-2	1-1	0-0	0-0-0	0	0	0	0	0	5
1/4	Miami	0+	0-0	0-0	0-0	0-0-0	0	0	0	0	0	0
1/7	Georgia Tech	4	0-0	0-0	0-0	0-1-1	0	0	0	1	0	0
1/11	Louisville	3	0-0	0-0	0-0	0-0-0	0	0	0	0	0	0
1/14	Boston College	9	1-3	0-1	0-0	2-0-2	0	0	2	0	0	2
1/18	Tennessee	DNP										
1/21	Clemson	9	0-1	0-1	0-0	0-0-0	1	0	0	1	1	0
1/25	Pittsburgh	8	1-1	1-1	1-3	0-1-1	0	0	0	0	0	4
1/28	Florida St	1	0-0	0-0	0-0	0-0-0	0	0	0	0	0	0
2/1	North Carolina	8	0-2	0-2	0-0	0-0-0	1	0	1	0	1	0
2/4	Duke	DNP										
2/11	Georgia Tech	1	0-1	0-1	0-0	0-0-0	0	0	0	0	0	0
2/15	Virginia	1	0-0	0-0	0-0	0-0-0	0	0	0	0	0	0
2/18	Boston College	6	0-2	0-1	0-0	0-1-1	1	0	0	0	0	0
2/22	Virginia Tech	6	1-1	1-1	0-0	0-1-1	0	0	0	0	0	3
2/25	NC State	2	0-1	0-1	0-0	1-1-2	1	1	1	0	0	0
3/2	Virginia	9	1-1	0-0	0-0	0-4-4	0	0	0	1	1	2
3/3	Florida St	DNP										
3/4	Louisville	DNP										
3/16	CSUN	12	1-2	1-1	0-0	0-1-1	2	0	1	0	2	3
3/18	Villanova	12	1-2	0-0	0-0	2-1-3	3	0	1	0	0	2
3/24	Texas A&M	DNP										
3/26	Oregon	DNP										
3/30	UConn	DNP										
4/1	Miss State	DNP										
Total		23	11-28	6-17	1-3	5-11-1611	2	8	3	6	29	



MARINA MABREY - 3

Senior, Guard, 5' 11"

Hometown: Belmar, New Jersey

High School: Manasquan High

Career Honors

2017-2018

- Spokane All-Regional Team
- Second Team All-ACC selection
- All-ACC Tournament First Team
- Naismith Trophy Watch List.

2016-2017

- NCAA All-Regional Team
- ACC All-Tournament First Team
- ACC Player of the Week (2/20/17)

2015-2016

- ACC All-Freshman Team (Blue Ribbon Panel & Coaches)
- ACC All-Academic Team
- ACC Rookie of the Week (Nov. 30)
- Junkanoo Jam All-Tournament Team

Career Highs

Points	29 (at Clemson, 2/16/17)
Rebounds	11 (vs Virginia Tech, 2/22/18)
Field Goals	11, 2x (last at Clemson, 2/16/17)
Field Goals Attempted	19 (vs Marquette, 12/20/17)
Three-Point Field Goals	7 (vs Texas A&M, 3/24/18)
Three-Pointers Attempted	12 (vs Marquette, 12/20/17)
Free-Throws	10 (vs Virginia, 1/29/17)
Free-Throws Attempted	12 (vs Virginia, 1/29/17)
Assists	10 (at Valparaiso, 11/23/15)
Steals	12 (at Valparaiso, 11/23/15)
Blocks	3 (vs Duke, 3/5/17)
Minutes	45, 2x (last vs UConn, 3/30/18)

Miscellaneous

Triple-doubles	1
Double-doubles	2
Double-figure scoring games	74
20-point games	22
Double-figure rebound games	1
Double-figure assist games	1

In the Notre Dame Record Book

- One of five players in program history to record a triple-double, tallying 18 points, 10 assists and 12 steals at Valparaiso on Nov. 23, 2015.
- Her 194 career three-pointers ranks fifth.
- Her 18 straight games with a trey is tied for fifth.
- Her 489 career three-point field goal attempts ranks fifth.
- Her .397 career three-point shooting percentage ranks sixth.
- Her .838 career free-throw percentage ranks fourth.
- Her career high 12 steals at Valparaiso stands as the highest single-game steal total in program history.
- Knocked down 85 treys in 2017-18 season, which marked the second most all-time.

- Third most minutes played with 1,303 in 2017-18, which ranks third all-time.

Junior Season (2017-18)

- Started all 38 games, averaging 14.4 points, which ranked 4th on team and 16th in the ACC. Boasted 11 games of 20-plus points and 29 games in double figures.
- During NCAA Tournament: Averaged 15.8 points on 50.0 percent shooting, including 19-of-38 (.500) from three-point range. Also averaged 5.2 assists per game.
- Mabrey's 19 three's during the six-game NCAA Championship run tied for the fifth most all-time and were the most by any Irish player all-time, topping Alicia Ratay's 17 in 2001.
- Mabrey knocked down 85 three-pointers, which is the second most for a single season at ND. It also ranked 45th in the nation. Sheila McMillen (1998-99) holds the top spot with 98. In addition, Mabrey boasts a current streak of 18 straight games with a made three, which ties for fifth best in program history.
- Hit Notre Dame's first three-pointer of the championship game right when the Irish needed it the most, down 58-53 with 1:35 remaining. Mabrey finished with 10 points and seven rebounds.
- Knocked down a career high seven three-pointers in 25-point effort vs Texas A&M on March 24, including five of which came in the first half. The seven treys were the most by an Irish player in an NCAA Tournament game and the second most overall in program history (8 by Sheila McMillen vs St. John's on 2/28/98).
- During the three-game ACC Tournament, Mabrey produced back-to-back 20-point games for the second time this season, capped by a season high 27-point performance vs FSU in the semis, where she connected on two separate buzzer beaters.
- After moving to point guard after Lili Thompson's injury, Mabrey rose her assist per game average from 3.4 to 4.4, which ranked 7th in the ACC. Mabrey averaged 4.8 assists in ACC play, which ranked fourth. Lastly, Mabrey dished out a season high of nine assists vs Texas A&M on March 24.
- Mabrey's steal numbers rose in ACC play as she totaled her season high of five steals five times in a three-week span from Jan. 11-Feb. 4. Ultimately, Mabrey's steal average rose from 1.2 to 2.1, which led the team and ranked 7th in the ACC. Her 2.6 steals per game in ACC play ranked second.
- Achieved her first double-double with 21 points and a career high 11 rebounds vs Virginia Tech (2/22). Nearly netted her second career triple-double, dishing out a season high tying eight assists.
- Scored eight of her 20 points in the fourth quarter in the biggest comeback in program history vs Tennessee on Jan. 18, including the go-ahead three-pointer (68-65) with 5:03 remaining.
- Made a season high 30 consecutive free-throws before it came to an end vs Virginia on March 2. Mabrey's .857 free-throw percentage led the team, ranked second in the ACC and ninth all-time at ND.
- Scored all 12 of her points in the second and third quarters vs No. 3/2 South Carolina on Nov. 26, helping the Irish turn a 12-point deficit into a 25-point swing - outscoring the Gamecocks 48-27 in those two periods.
- Played all 45 minutes in overtime win vs Marquette (12/20) & has gone the whole length of a game seven times this season, including playing all but one minute in the last four games combined to end the season.
- Shot 53.2 percent from two-point range (108-203 FG).

Sophomore Season (2016-17)

- Made 35 starts and averaged 14.6 points and 3.0 rebounds
- Knocked down 27 points against UL-Lafayette in Houston. She also shot .667 from the field and .571 from beyond the arc
- Recorded her 500th career point on Dec. 18 at Toledo, where she scored 19 points and collected six rebounds
- Opened up ACC play at NC State on Dec. 19 by shooting above 50 percent from the field and from three-point range, resulting in 22 points
- Knocked down 25 points and shooting 78% from the field

- Scored a career-high 29 points at Clemson on Feb. 16
- Named ACC Player of the Week after averaging 25.5 points on 62 percent shooting from the floor in victories at Clemson and at No. 21 Syracuse. She recorded three straight 20-plus point games
- Went 8-for-10 from the field at Boston College on Jan. 19, scoring 21 points in 24 minutes of play
- Led the Irish to a 90-69 victory over Georgia Tech on Feb. 12 where she finished with 25 points, 3 assists, and 2 rebounds
- Tallied 26 points in the team's win over Louisville in the ACC Tournament on March 4
- Ranked fifth in the ACC in three-point field goal percentage (.383)
- and 11th in three-point field goals per game (2.0)
- Finished the season ranked 10th in the conference in field-goal percentage (.471) and was 14th in the ACC in points per game (14.6)
- Played a career-high 41 minutes, scoring 21 points against Purdue in the NCAA Tournament

Freshman Season (2015-16)

- Appeared in all 35 games, including 2 starts
- Finished fourth on the team in scoring at 10.7 points per game and second on the squad with 53 steals (1.5 spg.)
- Ranked fourth in the ACC in free-throw percentage (.817 - first among ACC freshmen) and 13th in field-goal percentage (.514)
- Joined classmate Arike Ogunbowale (11.4 ppg.) as first bench duo in program history to post double-figure scoring averages in same season
- Also teamed with Ogunbowale to be just the second pair of freshmen in program history to score in double digits in same season (first since 1981-82 when Mary Beth Schueth averaged 13.0 ppg. and Carrie Bates averaged 12.4 ppg.)
- Ranked fifth among ACC freshmen with 21 double-figure scoring games
- In conference play, ranked sixth in ACC in three-point percentage (.390)
- Averaged 10.1 ppg on .569 shooting with a .697 mark from three-point range (16-of-24) in 12 games against Top 25 teams.
- Averaged 11.7 ppg. on .588 shooting in three games of first NCAA Championship appearance
- Recorded fifth triple-double in program history at Valparaiso on Nov. 23 (first since Skylar Diggins at DePaul on Feb. 24, 2013) with 18 points (6-7 FG, 6-8 FT), a school-record 12 steals and a career high 10 assists
- The first ND freshman and second ACC freshman to record a triple-double, while tying for the second-fastest to post a triple-double in NCAA Division I history (fourth career game - Winthrop's Schaquilla Nunn did so in her third game on Nov. 20, 2012, vs. Mississippi State)
- Mabrey's 12 steals also tied for the second-most in ACC history and topped Notre Dame record (10 by Mary Gavin vs. Marquette on Jan. 31, 1987)
- Named to Junkanoo Jam Freepart Division All-Tournament Team after averaging 18.5 points and 5.0 steals. Shot .600 from the field, .750 from three and .833 from the line
- Earned ACC Rookie of the Week honor on Nov. 30 after averaging 18.3 points, 7.3 steals, 5.3 assists and 4.3 rebounds per game with .667 FG% in wins over Valparaiso, Denver and UCLA
- Recorded 23 points (10-13 FG, 3-3 3FG) at No. 1 UConn
- Made first career start in win over No. 18/17 DePaul, collecting 16 points and 5 assists
- Shared team-high scoring honors with 14 points (5-9 FG) and grabbed 5 rebounds in ACC Tournament quarterfinal victory over Duke
- Chalked up 13 points, 5 rebounds and 2 blocks in NCAA Championship first-round win over North Carolina A&T
- Tallied 15 points (11 in first half) on 5-of-8 shooting in NCAA second-round victory over Indiana

High School

- Graduated from Manasquan High School in Manasquan, New Jersey, where she played three seasons

- Spent her sophomore season at Point Pleasant Beach High School in Point Pleasant Beach, New Jersey
- Combined career per-game statistical averages (both schools) of 22.1 points, 6.8 rebounds, 3.4 assists and 3.0 steals, along with 2.4 three-point field goals
- Appeared in 114 games during her prep career, piling up 2,525 points, 770 rebounds, 388 assists and 344 steals, as well as 271 three-point field goals made
- Joined older sister Michaela as only sisters in state history to each score at least 2,000 points in their high school careers
- Helped her teams to a combined 115-12 (.906) record, four Shore Conference titles, four New Jersey State Interscholastic Athletic Association (NJISAA) state championships and two New Jersey Tournament of Champions crowns (across all groups/classes)
- As a senior, averaged 26.1 points (tops in the state), 8.1 rebounds, 3.1 assists and 2.0 steals per game with 10 double-doubles
- Led Manasquan to a 31-2 record as a senior including a No. 8 ranking in the final MaxPreps national high school poll and No. 19 ranking in the final USA Today Super 25 poll, the New Jersey Tournament of Champions title, the NJISAA Group II state championship and the Shore Conference crown
- Amassed eight 30-point games as a senior, including a season-best 40 points against Holmdel and 36 points against St. Rose in the Tournament of Champions title game, scoring 17 points in the fourth quarter and her team's final 13 points in a 59-55 win
- As a junior, played in final 20 games for Manasquan (due to transfer rules), averaging 20.5 points, 7.8 rebounds, 3.6 steals and 3.5 assists per game with seven double-doubles while helping Warriors to a 27-6 record, the Shore Conference championship, the NJISAA Group II state title and a berth in the New Jersey Tournament of Champions final
- As a sophomore, played at Point Pleasant Beach, pacing the Garnet Gulls to 25-2 record, the Shore Conference championship, the NJISAA Group I state championship and a semifinal spot in New Jersey Tournament of Champions, all while averaging 26.0 points (fifth in the state), 8.2 rebounds, 5.1 steals and 4.9 assists per game
- Scored career-high 49 points against Gloucester County High School in March 2013
- As a freshman, played alongside older sister Michaela at Manasquan, teaming up to lead their school to a 32-2 record, a No. 17 ranking in the final USA Today Super 25 poll, the Shore Conference championship, the NJISAA Group III state title and the New Jersey Tournament of Championship crown
- Also played AAU basketball for New York's Exodus program, competing under the guidance of coaches Thomas Davis and Chris Mooney, after previously playing AAU ball for New Jersey Demons

Prep Awards and Honors

- 2015 McDonald's High School All-America selection
- Shared Most Valuable Player honors at 2015 McDonald's High School All-America Game after collecting 12 points, six rebounds and three steals in East Team's 89-87 win over the West at Chicago's United Center -- one of her teammates on the East squad was current Notre Dame classmate Arike Ogunbowale
- Also played in 2015 Jordan Brand Classic helping East Team to 76-75 win over the West Team
- 2015 Parade All-America selection
- 2015 MaxPreps All-America First Team pick
- 2015 USA Today All-USA Second Team choice
- 2015 Naismith Trophy Second Team All-American
- 2015 WBCA honorable mention All-American
- 2015 Gatorade New Jersey High School Player of the Year
- 2015 USA Today All-USA New Jersey Player of the Year
- Two-time USA Today All-USA New Jersey First Team selection (2014, 2015)
- Three-time Asbury Park Press Player of the Year (2013, 2014, 2015)



2018-19 NOTRE DAME WOMEN'S BASKETBALL

- Two-time Newark Star-Ledger Monmouth County Player of the Year (2014, 2015)
- Two-time Coast Star Player of the Year (2014, 2015)
- 2013 Coast Star Defensive Player of the Year
- Three-time Newark Star-Ledger All-State First Team (2013, 2014, 2015)
- Three-time MSG Varsity all-state selection (first team in 2014 and 2015; second team in 2013)
- Four-time Asbury Park Press All-Shore choice (first team in 2013, 2014 and 2015; second team in 2012)
- 2012 Newark Star-Ledger and MSG Varsity All-Freshman First Team
- Ranked No. 7 in Class of 2015 by Prospects Nation
- Ranked No. 8 by Blue Star Basketball & No. 11 by All-Star Girls Report
- Ranked No. 26 (five-star player) by ESPN Hoopgurlz/Dan Olson Collegiate Girls Basketball Report

International Competition

- Earned a gold medal as a member of the 2014 USA Basketball Under-18 National Team at the FIBA Americas U18 Championship
- Helped 2014 USA U18 squad to a 5-0 record at the FIBA Americas U18 Championship
- Averaged 7.8 points and 3.6 assists per game with a 3.6 assist/turnover ratio and a .417 three-point shooting percentage
- Scored in double figures three times, including tournament-high 12 points against El Salvador during group stage.

Personal

- Daughter of Patti and Roy Mabrey. Third of five siblings
- Played alongside older sister, Michaela, for Notre Dame during 2015-16 season
- Older brother, Roy, played basketball from 2011-15 at Saint Anselm College in Manchester, New Hampshire

Overall Career Statistics

Season	GP-GS	Min	FG-FA	3FG-3A	FT-FTA	O. Reb.	D. Reb.	T. Reb.	PF	Ass.	TO	BLK	STL	Pts.
15-16 35/52	662	127/247	34/75	85-104	22	76	98	71	69	70	12	53	373	
16-17 37/36	1023	322/661	109/271	75/89	33	77	110	68	92	54	18	55	540	
17-18 38/38	1303	493-421	85-218	78-91	33	135	168	69	168	115	11	79	549	
Total 110/762988	515-1082194	489238-28488	288	376	208	329	23941	187	1462					

OVERALL CAREER PERCENTAGES

Season	Min.	FG	3FG	FT	Reb.	Points
15-16	18.9	.514	.453	.817	2.80	10.7
16-17	27.6	.471	.383	.843	2.97	14.6
17-18	34.3	.458	.390	.857	4.4	14.4
Total	27.2	.476	.397	.838	3.4	13.3

Game By Game Stats

2015-16

Date	Opp.	Min	FG/FA	3FG/3A	FT/FTA	O. Reb.	D. Reb.	T. Reb.	PF	Ass.	TO	BLK	STL	Pts.
11/15	Bucknell	21	6-10	1-1	3-5	0	5	5	2	1	2	0	3	16
11/18	Toledo	15	2-5	0-2	2-2	2	2	4	2	2	5	1	0	6
11/21	South Dakota St	0-0	0-0	0-0	1-4	0	1	1	0	0	0	0	0	1
11/23	Valparaiso	29	6-7	0-1	6-8	1	5	6	4	10	3	0	12	18
11/27	Denver	26	7-11	2-2	3-4	2	1	3	1	4	2	0	4	19
11/28	UCLA	25	5-9	1-2	7-8	2	2	4	4	2	0	0	6	18
12/02	Ohio State	21	2-8	0-4	0-0	0	0	0	3	1	1	0	1	4
12/05	UConn	33	10-13	3-3	0-0	1	2	3	1	5	0	0	0	23
12/09	DePaul	25	5-7	3-4	3-3	3	3	4	5	6	0	0	0	16
12/12	TCU	26	3-8	2-4	1-2	1	2	3	1	4	2	2	0	9

Date	Opp.	Min	FG/FA	3FG/3A	FT/FTA	O. Reb.	D. Reb.	T. Reb.	PF	Ass.	TO	BLK	STL	Pts.
12/21	Saint Joseph's	29	6-8	0-1	6-6	2	2	4	2	4	1	0	3	18
12/28	Oregon State	22	4-10	2-2	3-4	0	2	2	3	1	1	0	0	13
12/30	Georgia Tech	16	4-7	2-4	1-1	1	3	4	1	2	4	0	1	11
01/03	Pittsburgh	16	2-10	0-1	1-1	1	0	1	2	0	3	1	0	5
01/07	Virginia	22	6-11	3-5	0-0	1	5	6	4	1	3	0	2	15
01/10	North Carolina	22	5-14	1-4	3-3	0	2	2	1	4	3	0	4	14
01/14	Boston College	18	6-10	2-2	0-0	0	1	1	2	0	2	1	3	14
01/18	Tennessee	15	4-7	0-0	5-6	2	1	3	4	0	0	1	0	13
01/21	Syracuse	18	3-4	1-2	0-1	0	1	1	2	2	4	2	2	7
01/24	Virginia Tech	25	3-8	0-3	6-7	2	3	5	1	4	1	0	1	12
01/28	Georgia Tech	14	1-5	0-3	0-2	0	4	4	2	0	1	0	1	2
02/01	Duke	11	0-6	0-1	4-4	0	3	3	3	1	0	0	0	4
02/04	N.C. State	23	4-11	1-5	2-2	1	1	2	1	1	4	0	0	11
02/07	Louisville	8	0-2	0-0	2-2	0	1	1	0	0	0	0	1	2
02/14	Miami	24	5-10	2-3	2-2	1	5	6	1	4	1	0	3	14
02/18	Wake Forest	15	5-8	1-3	0-0	0	1	1	3	1	1	0	0	11
02/22	Florida State	18	3-5	3-4	4-6	0	3	3	3	3	1	0	1	13
02/25	Clemson	18	3-3	0-1	2-2	0	3	3	2	0	4	1	1	6
02/27	Boston College	9	0-0	0-0	0-0	0	1	1	1	1	2	0	1	0
03/04	Duke	18	5-9	1-3	3-3	1	4	5	1	1	1	0	1	14
03/05	Miami	7	2-2	1-1	2-2	0	1	1	2	2	0	0	1	7
03/06	Syracuse	7	1-2	0-0	0-0	0	1	1	2	1	2	0	1	2
03/19	North Carolina	20	3-7	0-1	7-8	1	4	5	0	2	1	2	0	13
03/21	Indiana	23	5-8	1-2	4-4	0	0	0	3	3	2	0	0	15
03/25	Stanford	18	2-8	1-1	2-2	0	1	1	1	2	1	0	0	7
Total		662	127-247	34-75	85-104	22	76	98	71	69	70	12	53	373

2016-17

Date	Opp.	Min	FG/FA	3FG/3A	FT/FTA	O. Reb.	D. Reb.	T. Reb.	PF	Ass.	TO	BLK	STL	Pts.
11/11	Central Michigan	26	4-8	3-7	6-7	1	2	3	2	5	2	1	1	17
11/14	Fordham	18	2-9	0-3	3-3	1	1	2	2	0	2	0	0	7
11/17	Green Bay	21	4-11	1-5	4-4	3	1	4	0	3	2	1	1	13
11/20	Washington	14	2-6	0-1	0-0	2	0	2	2	2	1	0	4	4
11/22	UL-Lafayette	25	10-15	4-7	3-3	2	1	3	2	3	2	0	3	27
11/26	TCU	28	6-13	3-7	2-2	3	2	5	2	2	1	0	0	17
11/30	Iowa	23	4-10	1-3	0-0	2	2	4	3	2	3	1	5	9
12/4	Valparaiso	26	7-11	1-4	1-2	0	1	1	1	4	2	1	0	16
12/07	UConn	18	1-8	0-4	0-0	1	1	2	3	1	1	0	0	2
12/10	DePaul	29	1-6	0-1	5-6	3	6	2	4	2	0	2	7	7
12/18	Toledo	30	8-12	2-3	1-1	1	5	6	4	3	5	2	1	19
12/20	Michigan St	33	7-15	3-6	2-2	1	4	5	1	5	0	1	1	19
12/27	Chattanooga	13	1-2	0-1	0-0	1	0	1	0	2	1	0	1	2
12/29	NC State	33	8-14	4-8	2-3	3	2	5	4	4	2	1	0	22
01/02	Georgia Tech	21	3-9	1-4	0-0	0	1	1	1	4	1	0	0	7
01/05	Wake Forest	23	5-11	4-6	0-0	0	3	3	1	1	1	0	0	14
01/08	Miami	33	5-11	2-7	3-4	1	4	5	1	4	4	0	4	15
01/12	Pittsburgh	18	2-4	1-2	2-2	0	5	5	3	2	2	1	1	7
01/16	Tennessee	30	7-13	3-5	0-0	0	4	4	1	1	0	0	0	17
01/19	Boston College	24	8-10	3-4	2-2	0	3	3	2	1	1	0	2	21
01/22	North Carolina	30	5-11	2-7	1-1	0	4	4	1	4	0	1	1	13
1/26	Duke	35	4-15	1-8	0-0	1	4	5	1	1	1	0	2	9
1/29	Virginia	36	6-13	4-11	10-12	0	2	2	1	2	1	0	1	26
02/02	Virginia Tech	26	5-10	3-6	0-0	0	1	1	4	1	1	1	2	13
02/06	Louisville	21	1-7	0-5	0-0	0	0	0	1	3	0	0	0	2
2/12	Georgia Tech	31	11-14	2-4	1-1	1	1	2	2	3	0	1	0	25
02/16	Clemson	34	11-16	3-5	4-4	1	2	3	1	3	3	0	1	29
02/19	Syracuse	35	5-10	3-6	9-10	2	3	5	3	5	4	0	1	22
02/23	Boston College	21	3-12	1-4	2-4	1	2	3	4	1	1	0	3	9
02/26	Florida State	28	3-9	2-6	0-0	0	3	3	0	6	1	0	2	8
03/03	Virginia	35	4-12	2-7	3-6	0	3	3	2	4	0	0	1	13
03/04	Louisville	37	9-16	3-6	5-6	0	1	1	1	1	0	0	3	26
03/05	Duke	32	5-15	3-7	0-0	1	0	1	1	2	1	3	1	13

Date	Opp.	Min	FG/FA	3FG/3A	FT/FTA	O. Reb.	D. Reb.	T. Reb.	PF	Ass.	TO	BLK	STL	Pts.
03/17	Robert Morris	28	7-12	1-4	0-0	0	1	1	2	2	1	1	4	15
03/19	Purdue	41	7-15	3-5	4-4	1	2	3	3	1	1	1	2	21
03/24	Ohio State	29	5-11	4-9	0-0	0	2	2	2	0	3	0	1	14
03/26	Stanford	38	9-18	2-8	0-0	0	1	1	2	0	1	0	3	20
Total		1023	195-414	75-196	75-89	33	77	110	68	92	54	18	55	540

2017-18

Date	Opp.	Min	FG/FA	3FG/3A	FT/FTA	O. Reb.	D. Reb.	T. Reb.	PF	Ass.	TO	BLK	STL	Pts.
11/11	Mt St. Mary's	26	7-12	3-5	1-2	3-1-4	1	3	0	1	3	18		
11/14	WKU	30	1-9	1-9	0-0	0-6-6	4	2	4	0	1	3		
11/19	Oregon St	32	4-9	0-0	2-3	0-1-1	3	2	2	0	1	10		
11/24	ETSU	32	5-12	0-6	4-5	4-1-5	1	2	7	0	3	14		
11/25	USF	31	2-11	1-6	0-0	0-4-4	3	3	2	1	0	5		
11/26	South Carolina	26	5-10	2-4	0-0	1-2-3	1	2	1	0	1	12		
11/29	Michigan	30	4-11	0-5	2-2	1-5-6	2	3	2	0	0	10		
12/3	UConn	36	6-15	4-9	5-5	1-2-3	2	3	2	0	0	21		
12/6	Michigan St	28	2-7	0-3	0-0	0-6-6	1	3	3	0	1	4		
12/9	Penn	38	5-8	2-4	3-3	2-6-8	1	2	1	0	1	15		
12/17	DePaul	36	2-10	1-3	8-8	1-7-8	2	6	3	2	1	13		
12/20	Marquette	45	8-19	3-12	0-2	2-1-3	2	6	2	2	3	19		
12/28	Syracuse	33	3-9	2-5	1-2	0-5-5	2	5	2	0	0	9		
12/31	Wake Forest	28	8-11	4-6	2-2	0-6-6	2	5	4	2	0	22		
1/4	Miami	40	7-14	3-8	4-4	0-4-4	2	7	4	0	1	21		
1/7	Georgia Tech	30	2-7	0-2	0-0	0-2-2	3	5	5	0	3	4		
1/11	Louisville	34	5-12	4-8	0-0	2-3-5	2	3	7	1	5	14		
1/14	Boston College	30	5-12	0-3	0-0	0-3-3	1	8	4	0	5	10		
1/18	Tennessee	40	7-12	3-5	3-3	2-2-4	2	7	4	0	4	20		
1/21	Clemson	29	1-3	0-1	0-0	0-2-2	0	5	2	0	3	2		
1/25	Pittsburgh	30	9-15	3-9	0-0	1-4-5	1	5	4	0	5	21		
1/28	Florida St	37	5-15	2-7	2-2	1-5-6	2	3	2	0	2	14		
2/1	North Carolina	32	9-15	3-7	4-4	2-3-5	1	8	2	1	5	25		
2/4	Duke	40	5-11	4-9	4-4	0-4-4	3	3	5	0	5	18		
2/11	Georgia Tech	39	3-10	1-6	0-0	0-2-2	2	7	4	0	4	7		
2/15	Virginia	39	6-11	4-6	0-0	1-2-3	1	1	1	1	0	16		
2/18	Boston College	31	4-6	1-1	2-2	1-3-4	2	2	3	0	1	11		
2/22	Virginia Tech	32	7-9	2-4	5-5	1-10-11	3	8	3	0	2	21		
2/25	NC State	31	6-12	3-5	2-2	0-4-4	2	2	5	0	1	17		
3/2	Virginia	30	8-13	5-8	3-4	2-3-5	2	7	1	0	2	24		
3/3	Florida St	35	8-17	4-9	7-10	2-5-7	2	4	1	0	0	27		
3/4	Louisville	39	2-10	1-5	2-2	0-3-3	4	5	2	0	0	7		
3/16	CSUN	33	7-12	6-8	3-4	1-1-2	0	7	0	0	4	23		
3/18	Villanova	37	6-9	2-4	1-2	2-1-3	2	3	1	0	3	15		
3/24	Texas A&M	40	9-15	7-11	0-0	0-0-0	2	9	3	0	3	25		
3/26	Oregon	40	4-9	2-4	5-6	0-7-7	1	7	3	0	0	15		
3/30	UConn	45	3-10	1-7	0-0	0-2-2	1	3	4	0	3	7		
4/1	Miss State	39	3-9	1-4	3-3	0-7-7	1	2	9	0	3	10		
Total		1303	193-421	85-218	78-91	33-135	168	69	168	115	11	79	549	



ARIKE OGUNBOWALE - 24

Senior, Guard, 5' 8"

Hometown: Milwaukee, Wisconsin

High School: Divine Savior Holy Angels

Career Honors

2017-18

- Ann Meyers Drysdale Award Top-5 Finalist
- WBCA All-American // AP Second Team All-American // USBWA Second Team All-American // USA Today Second Team All-American // espnW Second Team All-American
- Final Four Most Outstanding Player
- Spokane All-Regional Team and MVP
- Naismith Trophy Semifinalist
- Wooden Award National Ballot
- WBCA Wade Trophy Watch List
- First Team All-ACC
- All-ACC Tournament First Team
- One-time ACC Player of the Week
- Gulf Coast Showcase All-Tournament Team.

2016-17

- Naismith Trophy Top-30
- NCAA Regional Most Outstanding Performer
- NCAA All-Regional Team
- WBCA All-Region Team
- ACC All-Tournament First-Team
- ESPNW National Player of the Week (11/21/16)
- Preseason WNIT Tournament MVP
- ACC Player of the Week (11/14/16)
- Naismith Trophy Watch List

2015-16:

- ACC All-Freshman Team (Blue Ribbon & Coaches)
- ACC All-Academic Team
- ACC Rookie of the Week (12/14/15)

Career Highs

Points	32, 2x (last at Michigan, 11/29/17)
Rebounds	10, 4x (last vs ETSU, 11/24/17)
Field Goals	13 (at Michigan, 11/29/17)
Field Goals Attempted	25 (at UConn, 12/3/17)
Three-Point Field Goals	5, 3x (last vs Duke, 3/5/17)
Three-Pointers Attempted	10 (at UConn, 12/3/17)
Free-Throws	12 (vs Miami, 1/4/18)
Free-Throws Attempted	13 (vs Miami, 1/4/18)
Assists	6 (at Virginia Tech, 2/2/17)
Steals	4, 3x (last vs UNC, 2/1/18)
Blocks	1, 10x (last vs DePaul, 12/17/17)
Minutes	45 (vs UConn, 3/30/18)

Miscellaneous

Double-figure scoring games	89
20-point games	33
30-point games	4
Double-doubles	4



Junior Season (2017-18)

- Started all 38 games. Her 20.8 ppg scoring average led the league, ranked 18th in the nation and set a new ND single season record. Her 791 total points also set a new ND record while her 291 made field goals ranked second.
- Ice Twice - Off an in-bounds play near team bench, Arike hit yet another Final Four buzzer beater, this time for the national championship vs Miss State. Arike finished with 18 points and was named Final Four MOP.
- With one second left in overtime vs UConn in the National Semifinal, Ogunbowale delivered the dagger that gave the Irish a 91-89 win. Ogunbowale finished with 27 points with nine in the fourth and six in the overtime period.
- Arike's 145 points in the NCAA Tournament were the fifth most all-time and the most by an Irish player, topping Ruth Riley's 139 in 2001. Arike averaged 24.2 ppg during the tourney and 22.5 at the Final Four.
- Arike led the ACC with 25 games of 20+ points and shattered the previous single season record at ND, surpassing Jewell Loyd's and Katryna Gaither's 20.
- Recorded five straight games with 20-plus points from FSU on March 3 to Texas A&M on March 24, coming one point shy of making it six straight with 19 points vs Oregon. Marked the best stretch of her career.
- Played 16 ranked teams this season and in those games Arike averaged 20.3 ppg.
- Arike averaged a team best 6.3 points in the fourth quarter on 53.5 percent shooting, including a .436 clip from three. She reached double-digit points in the fourth quarter alone seven times, including twice in the ACC Tourney. Ogunbowale tallied 15 points combined in the fourth quarter & overtime period vs UConn.
- Game high 27 points in come-from-behind win over No. 6 Tennessee. Hit the game-tying free throws at the 5:48 mark, before finishing 6-for-6 at the stripe.
- Named both ACC Player of the Week and the USBWA Ann Meyers Drysdale National Player of the Week after averaging 25.0 points in the win over Clemson and the historic comeback rally over No. 6 Tennessee.
- Became the 37th member of Notre Dame's 1,000-point club in Nov. 11 opener vs Mount St. Mary's. Reached 1,500 points in game No. 26 at Virginia. Currently on pace to challenge Skylar Diggins' (2,357) all-time scoring record at Notre Dame. Her 1,777 career points ranks 8th all-time at ND.
- Exploded with a career-high tying 32 points at Michigan on Nov. 29, scoring 20 of those points in the first half. Also set a new career best 13 made field goals. Earned her second 30-point game this season vs CSUN in first round of NCAA Tournament, knocking down 12 of her 20 shots.

Sophomore Season (2016-17)

- Started 36 of the 37 games played, averaging 19.3 minutes
- Finished the season ranked 13th in the ACC in field goal percentage (.449) and fifth in total points (588).
- Was 10th in the conference in points per game (15.9) and 15th in three-point field goals made (64)
- Saw only six games without scoring in double figures
- Recorded three double-doubles
- Kicked off her sophomore campaign with a 30-point performance in win over Central Michigan in the Preseason WNIT on Nov. 11. Shot an impressive 12-of-13 from the field
- Was named EspnW Player of the Week on Nov. 21 after averaging 19.5 points per game in the WNIT Preseason tournament
- Earned Preseason WNIT Most Valuable Player honors after scoring a team-high 17 points with five rebounds, four steals and three assists in the championship game versus Washington on Nov. 20
- Flirted with a double-double against TCU scoring 19 points and snatching seven rebounds on Nov. 26
- Went 4-for-4 from the behind the arc against Virginia on Jan. 29, finishing with 21 points

- Recorded her first career double-double with 16 points against Virginia Tech on Feb. 2 when she collected a career-high 10 rebounds and a career-high six assists
- Continued to shine against Louisville on Feb. 6, playing 31 minutes while knocking down 22 points
- Notched 21 points and 5 rebounds in the ACC Championship game against Duke in route to a ACC Championship Title
- Picked up her third career double-double with 15 points and tied her career high of 10 rebounds against Robert Morris on March 17 in the first round of the NCAA Tournament
- Played a career-high 40 minutes and recorded 18 points and nine rebounds in the team's overtime win vs Purdue in the second round of the NCAA Tournament on March 19
- Scored a career-high 32 points and gathered nine rebounds in the NCAA Sweet 16 win over Ohio State on March 24

Freshman Season (2015-16)

- Played all 35 games and averaged 19.3 minutes per contest
- Ranked 26th in ACC in scoring (11.4 ppg - fifth among freshmen)
- Joined classmate Marina Mabrey (10.7 ppg) as first bench duo in program history to post double-figure scoring averages in same season
- Also just the second pair of freshmen in program history to score in double digits in same season (first was 1981-82 when Mary Beth Schueth averaged 13.0 ppg and Carrie Bates averaged 12.4 ppg)
- Had highest season scoring average by a Notre Dame reserve since 2002-03
- Ranked fourth among ACC freshmen with 22 double-figure scoring games, including 11 games with at least 15 points
- Ranked 14th in ACC in free-throw percentage (.768) and 20th in scoring (12.6 ppg) during league play
- Averaged 10.8 ppg and shot .500 from three-point range vs. Top-25 teams
- Made college debut in reserve role against Bucknell, collecting nine points in 17 minutes
- Piled up 16 points and a game-best eight rebounds at Valparaiso on Nov. 23
- Registered 10 points, five rebounds and two steals in win over No. 10/12 Ohio State on Dec. 2
- Dropped in 12 points (3-for-4 3FG) at No. 1 UConn on Dec. 5
- Tallied 16 points (7-12 FG) in 14 minutes against No. 18/17 DePaul on Dec. 9
- Led team with 21 points (7-for-12 FG) at TCU on Dec. 12
- Shared team-high scoring honors with 14 points in Big Monday win over No. 18/15 Tennessee on Jan. 18
- Logged game-high 18 points (5-for-8 FG), six rebounds and two steals in win over No. 19/17 Miami on Feb. 14
- Registered team-high 14 points in ACC Tournament quarterfinal win over Duke
- Picked up 11 points and game-high seven rebounds in NCAA Championship first-round victory over North Carolina A&T

High School

- Graduated from Divine Savior Holy Angels High School in Milwaukee, Wisconsin
- Career per-game statistical averages of 22.2 points, 9.6 rebounds, 3.5 assists and 2.2 steals with .544 field-goal percentage and .389 three-point percentage
- Scored 2,240 points in her career, good for sixth on Wisconsin all-time scoring list
- As a senior in 2014-15, averaged 27.2 points (second in state), 9.2 rebounds, 2.8 assists and 2.5 steals per game with three double-doubles, pacing DSHA to a 25-2 record, Wisconsin Interscholastic Athletic Association (WIAA) Division I state championship and Greater Metro Conference title

- Scored 763 total points, tying for seventh-highest single-season performance in state history
- Posted eight 30-point games, including a school-record 55 points in state semifinal win over Middleton
- As a junior, averaged 22.7 points, 12.3 rebounds, 3.8 assists and 2.8 steals per game with 19 double-doubles while leading her team to a 20-5 record and Greater Metro Conference title
- As a sophomore, paced Divine Savior Holy Angels to a 21-4 record and a spot in WIAA Division I sectional semifinals as well as a runner-up finish in the Greater Metro Conference
- As a freshman, helped her school to a 17-6 record and a second-place finish in the Greater Metro Conference while collecting 17.3 points, 8.3 rebounds, 3.6 assists and 1.9 steals with seven double-doubles, shooting 46.3 percent from the field as well as 34.3 percent from the three-point line
- Holds Divine Savior Holy Angels single-season school records for points, rebounds and fewest turnovers (12 in 2012-13)
- Played AAU basketball for Minnesota North Tartan club and head coach Greg Dietel
- Also played on AAU circuit for Wisconsin's Playgroup Elite, helping club to 2011 AAU Under-15 national championship

Prep Awards and Honors

- 2015 McDonald's High School All-America selection (just the third Wisconsin native ever to earn McDonald's All-America status)
- Finalist for 2015 Morgan Wootten Award
- Played in 2015 Jordan Brand Classic
- 2015 Parade All-American
- 2015 USA Today All-USA Second Team choice
- 2015 Naismith Trophy second-team All-American
- 2015 WBCA All-American
- Three-time Gatorade Wisconsin High School Player of the Year (2013, 2014, 2015)
- Three-time Associated Press Wisconsin High School Player of the Year (2013, 2014, 2015)
- 2015 USA Today Wisconsin Player of the Year
- 2015 Wisconsin Miss Basketball
- Four-time USA Today All-USA Wisconsin First Team pick (2012, 2013, 2014, 2015)
- Four-time Wisconsin Basketball Coaches Association Division I All-State First Team choice (2012, 2013, 2014, 2015)
- Three-time Milwaukee Journal-Sentinel Area Player of the Year (2013, 2014, 2015)
- Four-time Milwaukee Journal-Sentinel All-Area First Team (2012, 2013, 2014, 2015)
- Four-time Greater Metro Conference Most Valuable Player (2012, 2013, 2014, 2015)
- Ranked No. 4 in Class of 2015 by All-Star Girls Report
- Ranked No. 5 by Prospects Nation & No. 6 by Blue Star Basketball
- Ranked No. 10 (five-star player) by ESPN Hoopgurlz/Dan Olson Collegiate Girls Basketball Report

International Competition

- Six-time USA Basketball medalist (five gold, one silver)
- USA Basketball teams have a combined 44-2 (.957) record with Ogunbowale on the roster
- Attended the National Team Training Camp in Sept. of 2018.
- Led the U23 USA squad to the Four Nations Tournament title after a 3-0 sweep over Australia, Canada and Japan. Ogunbowale averaged 8.3 ppg with team-high marks of 17 points and four steals vs Canada.
- Paced Team USA to a silver medal and 8-1 record at 2015 FIBA U18 3x3 World Championships in Debrecen, Hungary
- Earned 2015 FIBA 3x3 U18 World Championship All-Tournament Team honors after leading tournament in scoring (6.7 ppg.)

- Helped the United States to 13-0 record and gold medal at the 2014 Youth Olympic Games in Nanjing, China
- Averaged 6.6 points per game in the tournament, including seven points and basket that put the Americans ahead for good with three minutes left in 19-10 gold medal victory over Netherlands
- Also in 2014, played for the USA Basketball U17 National Team that went 7-0 en route to the gold medal at the FIBA U17 World Championship in Czech Republic
- Started all seven games for Team USA, averaging 10.7 points and 3.7 rebounds per game with a team-high .435 three-point shooting percentage
- Also ranked second on team in steals (13) and third in scoring
- Member of the 2013 USA Basketball U16 National Team that went 5-0 and earned the gold medal at the FIBA Americas U16 Championship in Cancun, Mexico
- Averaged 10.0 points, 3.2 rebounds and 1.6 assists per game
- Suited up alongside current Notre Dame forward Brianna Turner for the 2013 USA Basketball 3x3 U18 World Championship Team that won the gold medal with an 8-1 record in Jakarta, Indonesia
- During USA Basketball career, has competed in six foreign countries (China, Czech Republic, Hungary, Indonesia, Mexico and Japan)

Personal

- First name means "something that you see and you cherish" in her father's native Nigeria
- Daughter of Yolanda and Gregory Ogunbowale. Youngest of three children
- Older brother, Dare, was a running back at the University of Wisconsin
- Mother, Yolanda, was a softball pitcher at DePaul University
- Father, Gregory, played soccer and rugby and later served in Nigerian Army
- Second player of Nigerian heritage to play for Notre Dame in recent years, following in footsteps of former All-America forward/Canadian National Team member Natalie Achonwa (2010-14)
- An extremely gifted soccer player in her youth, winning four Wisconsin State Cup championships during her club soccer days with Lake Country United (2010-12) and FC Milwaukee (2009)
- Active in numerous community service projects including Special Olympics and Ronald McDonald House
- Was member of high school's Sister of Culture Club and Student-Athlete Advisory Council

Overall Career Statistics

Season	GP-GS	Min	FG-FA	3FG-3A	FT-FTA	O. Reb.	D. Reb.	T. Reb.	PF	Ast.	TO	BLK	STL	Pts.
15-16	35-0	676	143/330	18/46	94/131	48	71	119	60	41	69	3	22	398
16-17	37-36	1087	217/483	64/141	90/123	41	135	176	68	69	57	8	43	588
17-18	38-38	1305	291-657	65-170	144-181	44	160	204	57	105	55	2	55	791
Total	110-74	3068	651-1470	147-357	328-435	133	366	499	185	215	181	13	120	1777

OVERALL CAREER PERCENTAGES

Season	Min.	FG	3FG	FT	Reb.	Points
15-16	19.3	.433	.391	.718	3.40	11.4
16-17	29.4	.449	.454	.732	4.76	15.9
17-18	34.3	.443	.382	.796	5.4	20.8
Total	27.9	.443	.412	.754	4.5	16.2

Game By Game Stats

2015-16

Date	Opp.	Min	FG/FA	3FG/3A	FT/FTA	O. Reb.	D. Reb.	T. Reb.	PF	Asst.	TO	BLK	STL	Pts.
11/15	Bucknell	17	3-6	0-1	3-5	2	1	3	1	0	2	0	1	9
11/18	Toledo	16	3-8	0-0	3-3	2	4	6	3	2	3	0	0	9
11/21	South. Dakota St	16	3-6	0-0	0-2	0	1	1	2	1	0	0	0	6



2018-19 NOTRE DAME WOMEN'S BASKETBALL

Date	Opp.	Min	FG/FA	3FG/3A	FT/FTA	O. Reb.	D. Reb.	T. Reb.	PF	Ast.	TO	BLK	STL	Pts.
11/23	Valparaiso	25	7-16	1-1	1-5	5	3	8	2	2	1	0	2	16
11/27	Denver	21	4-11	0-1	1-2	1	2	3	4	4	3	0	0	9
11/28	UCLA	24	1-7	0-2	7-10	2	1	3	3	1	2	0	0	9
12/02	Ohio State	21	2-14	0-0	6-6	2	3	5	1	1	0	0	2	10
12/05	UConn	16	4-9	3-4	1-4	1	0	1	3	0	3	0	0	12
12/09	DePaul	14	7-12	0-1	2-3	0	0	0	1	1	2	0	1	16
12/12	TCU	23	7-12	0-1	7-10	2	3	3	2	2	0	1	1	21
12/21	Saint Joseph's	19	5-11	0-1	4-4	5	1	6	1	1	0	0	1	14
12/28	Oregon State	14	2-7	1-1	1-3	0	2	2	0	1	0	0	0	6
12/30	Georgia Tech	24	4-10	1-4	2-2	2	1	3	3	1	1	0	1	11
01/03	Pittsburgh	21	4-11	0-0	1-3	4	5	9	1	0	1	0	0	9
01/07	Virginia	16	5-11	1-1	2-2	2	2	4	2	2	4	0	1	13
01/10	North Carolina	25	6-12	0-0	4-4	1	2	3	2	2	2	0	1	16
01/14	Boston College	12	2-8	0-0	1-3	0	3	3	1	0	2	0	0	5
01/18	Tennessee	20	4-8	1-1	5-6	2	1	3	2	1	3	0	1	14
01/21	Syracuse	19	6-12	1-2	1-2	1	4	5	3	1	3	1	0	14
01/24	Virginia Tech	24	5-10	0-1	5-5	3	6	1	2	3	1	0	1	15
01/28	Georgia Tech	13	0-7	0-1	2-4	0	1	1	1	0	0	0	0	2
02/01	Duke	26	6-14	2-4	2-2	0	2	2	2	2	2	0	0	16
02/04	N.C. State	19	4-7	2-2	0-2	0	1	1	2	2	3	0	1	10
02/07	Louisville	27	5-8	0-1	5-6	2	2	4	4	1	2	0	0	15
02/14	Miami	25	5-8	0-2	8-9	2	4	6	0	3	7	0	2	18
02/18	Wake Forest	23	7-12	0-1	2-2	0	1	1	2	0	3	0	1	16
02/22	Florida State	18	4-10	3-4	0-0	1	2	3	0	0	0	0	0	11
02/25	Clemson	22	5-11	1-1	5-6	1	3	4	1	0	3	1	0	16
02/27	Boston College	23	6-10	0-2	3-4	1	7	8	2	4	3	0	1	15
03/04	Duke	17	6-13	0-2	2-2	0	0	1	1	1	2	0	1	14
03/05	Miami	14	1-5	0-0	0-0	0	1	1	2	1	1	0	0	2
03/06	Syracuse	14	2-7	0-3	1-1	0	1	0	3	2	3	0	1	5
03/19	North Carolina	21	3-8	0-0	5-6	2	5	7	0	0	0	0	0	11
03/21	Indiana	11	3-4	0-0	1-1	0	0	0	1	0	1	0	1	7
03/25	Stanford	16	2-5	1-1	1-2	1	1	2	0	0	2	0	0	6
Total		676	143-330	18-46	94-131	48	71	119	60	41	69	3	22	398

2016-17

Date	Opp.	Min	FG/FA	3FG/3A	FT/FTA	O. Reb.	D. Reb.	T. Reb.	PF	Ast.	TO	BLK	STL	Pts.
11/11	Central Michigan	23	12-13	5-5	1-1	1	2	3	1	2	1	0	2	30
11/14	Fordham	25	5-11	0-0	3-3	1	3	4	2	0	2	0	1	13
11/17	Green Bay	34	7-16	2-4	2-2	1	1	2	2	0	2	0	3	18
11/20	Washington	33	8-17	1-3	0-2	0	5	5	0	3	2	0	4	17
11/22	UL-Lafayette	19	4-12	0-3	1-4	1	3	4	3	2	2	0	2	9
11/26	TCU	29	6-17	5-6	2-2	4	3	7	0	2	1	1	0	19
11/30	Iowa	33	5-13	1-2	5-6	1	2	3	1	4	0	1	1	16
12/4	Valparaiso	18	8-12	1-4	1-1	3	1	4	0	4	0	0	3	18
12/07	UConn	32	4-14	0-4	1-2	1	1	2	3	1	2	0	1	9
12/10	DePaul	29	7-15	1-4	2-4	2	4	6	3	1	0	1	2	17
12/18	Toledo	26	2-11	0-4	2-4	0	1	1	3	2	3	0	3	6
12/20	Michigan State	33	5-13	0-2	1-2	0	6	6	4	3	1	0	0	11
12/27	Chattanooga	29	5-12	1-1	2-2	0	3	3	1	0	0	1	1	13
12/29	N.C. State	22	3-9	0-1	0-0	2	2	4	2	3	2	0	0	6
01/02	Georgia Tech	32	8-18	2-6	0-0	1	3	4	2	0	2	0	1	18
01/05	Wake Forest	26	8-11	4-5	2-3	0	3	3	1	4	0	0	0	22
01/08	Miami	19	5-12	0-3	1-1	0	4	4	1	1	4	1	1	11
01/12	Pittsburgh	27	6-11	5-8	2-2	0	1	1	0	1	0	0	0	19
01/16	Tennessee	29	6-14	1-1	1-1	0	2	2	1	0	3	0	1	14
01/19	Boston College	23	3-9	0-2	4-8	0	4	4	0	2	0	0	4	10
01/22	North Carolina	24	4-11	1-1	2-2	1	2	3	3	2	1	1	1	11
01/26	Duke	27	3-11	1-5	2-2	1	3	4	2	1	3	0	0	9
01/29	Virginia	33	6-10	4-4	5-8	0	7	7	2	2	4	0	0	21
02/02	Virginia tech	35	6-14	1-4	3-6	1	9	10	2	6	1	1	1	16
02/06	Louisville	32	8-16	2-4	4-5	2	1	3	2	3	0	0	1	22

Date	Opp.	Min	FG/FA	3FG/3A	FT/FTA	O. Reb.	D. Reb.	T. Reb.	PF	Ast.	TO	BLK	STL	Pts.
02/12	Georgia Tech	36	6-17	1-5	5-7	0	10	10	1	1	1	0	1	180
02/16	Clemson	32	5-13	1-1	4-4	2	5	7	2	2	2	0	2	15
02/19	Syracuse	26	3-7	1-3	0-2	1	4	5	3	4	2	0	0	7
2/23	Boston College	29	4-10	1-2	2-4	0	6	6	2	3	2	0	2	11
2/26	Florida State	36	7-14	4-7	1-2	2	3	5	1	3	3	1	3	19
03/03	Virginia	33	7-12	5-9	0-0	1	1	2	1	0	0	0	0	19
03/04	Louisville	32	4-11	0-2	5-6	1	4	5	3	0	1	0	0	13
03/05	Duke	31	8-15	5-9	0-0	1	4	5	2	2	1	0	1	21
03/17	Robert Morris	28	5-9	1-2	4-4	3	7	10	2	4	3	0	0	15
03/19	Purdue	40	4-15	2-5	8-8	5	4	9	2	3	0	1	1	18
03/24	Ohio State	37	11-22	4-7	6-7	0	9	9	3	1	2	0	0	32
03/26	Stanford	35	9-16	1-3	6-6	2	3	5	3	0	0	0	0	25
Total		1089	217-483	64-141	90-123	41	135	176	68	69	57	8	43	588

2017-18

Date	Opp.	Min	FG/FA	3FG/3A	FT/FTA	T.reb.	PF	Ast.	TO	BLK	STL	Pts.
11/11	Mt. St. Mary's	25	8-14	1-4	4-6	1-6-7	0	4	2	0	3	21
11/14	WKU	39	9-21	1-8	2-3	1-4-5	3	3	4	0	1	21
11/19	Oregon St	35	5-18	1-2	4-4	1-3-4	3	0	0	0	1	15
11/24	ETSU	29	4-9	1-3	3-4	1-9-10	2	2	2	0	0	12
11/25	USF	36	9-16	2-5	1-1	2-5-7	1	2	3	0	1	21
11/26	South Carolina	35	8-17	1-2	6-8	3-4-7	2	5	1	0	2	23
11/29	Michigan	33	13-20	4-6	2-2	0-2-2	2	3	2	1	1	32
12/3	UConn	34	8-25	1-10	2-3	1-4-5	2	1	3	0	1	19
12/6	Michigan St	29	7-15	2-4	7-10	2-7-9	2	2	2	0	0	23
12/9	Penn	32	8-17	1-5	3-3	0-2-2	3	3	2	0	1	20
12/17	DePaul	35	8-17	3-4	2-4	0-7-7	0	4	1	1	0	21
12/20	Marquette	38	7-18	1-5	7-9	1-5-6	0	3	0	0	1	22
12/28	Syracuse	28	3-10	0-1	6-8	2-4-6	2	1	1	0	1	12
12/31	Wake Forest	35	11-17	1-4	2-5	1-2-3	1	3	1	0	3	25
1/4	Miami	37	4-17	0-1	12-13	2-4-6	3	4	3	0	2	20
1/7	Georgia Tech	37	10-19	3-5	2-3	0-3-3	0	2	2	0	2	25
1/11	Louisville	33	2-9	0-1	1-2	0-2-2	3	0	2	0	1	5
1/14	Boston College	27	6-16	2-6	4-4	4-4-8	0	3	0	0	3	18
1/18	Tennessee	39	9-20	3-5	6-6	2-6-8	2	4	2	0	2	27
1/21	Clemson	29	9-14	2-4	3-3	0-3-3	2	5	2	0	2	23
1/25	Pittsburgh	27	4-12	0-3	6-6	2-4-6	0	2	2	0	2	14
1/28	Florida St	36	9-18	1-3	0-1	1-5-6	2	2	1	0	1	19
2/1	North Carolina	31	9-18	4-8	2-2	2-3-5	1	5	1	0	4	24
2/4	Duke	40	4-16	2-6	2-2	0-4-4	1	4	0	0	1	12
2/11	Georgia Tech	36	8-19	3-7	8-9	1-6-7	1	5	4	0	3	27
2/15	Virginia	35	11-20	1-3	4-4	0-8-8	2	3	2	0	2	27
2/18	Boston College	30	6-14	0-1	3-5	0-3-3	0	1	0	0	1	25
2/22	Virginia Tech	34	11-20	4-8	0-0	1-1-2	2	0	0	0	2	26
2/25	NC State	36	8-19	4-9	1-2	2-4-6	1	2	1	0	2	21
3/2	Virginia	27	5-14	2-4	4-9	1-4-5	0	4	0	0	1	16
3/3	Florida St	40	9-18	2-5	0-0	3-4-7	2	5	3	0	2	20
3/4	Louisville	34	8-17	2-4	2-2	1-3-4	3	1	0	0	1	20
3/16	CSUN	35	12-20	1-4	5-6	0-5-5	1	5	1	0	1	30
3/17	Villanova	38	8-19	1-2	7-7	1-7-8	2	3	1	0	0	24
3/24	Texas A&M	37	10-23	3-5	4-4	2-4-6	3	5	1	0	0	27
3/26	Oregon	40	6-19	1-4	6-6	2-4-6	1	2	2	0	1	19
3/30	UConn	45	9-21	3-6	6-8	1-2-3	0	1	0	0	2	27
4/1	Miss State	39	6-21	1-3	5-7	0-3-3	2	1	2	0	0	18
Total		1303	193-421	85-218	91-33	165-168	115	11	79	549		



DANIELLE PATTERSON - 33

Sophomore, Forward, 6' 2"

Hometown: Brooklyn, New York

High School: The Mary Louis Academy

Career Highs

Points	11, 2x (last vs Boston College, 1/14/18)
Rebounds	9 (vs ETSU, 11/24/17)
Field Goals	4, 2x (last at Boston College, 2/18/18)
Field Goals Attempted	7, 2x (last vs Boston College, 1/14/18)
Free-Throws	5 (vs Mount, 11/11/17)
Free-Throws Attempted	8 (vs Mount, 11/11/17)
Assists	2 (at Georgia Tech, 1/7/18)
Steals	2 (vs CSUN, 3/16/18)
Blocks	2, 2x (last vs Virginia, 3/2/18)
Minutes	29 (vs Boston College, 1/14/18)

Miscellaneous

Double-figure scoring games	2
-----------------------------	---

Freshman Season (2017-18)

- Played in 33-of-38 games, averaging 12.5 minutes off the bench.
- Scored in 20-of-33 appearances.
- Played her second most minutes of the year (24) vs CSUN on March 16.
- Tied her season high of two blocks vs Virginia on March 2 in ACC Quarterfinal.
- Tallied eight points in 21 minutes of action at Boston College on Feb. 18. Tied her season high in made field goals with four.
- Tied her career high of 11 points vs Boston College on Jan. 14. Played a career high 29 minutes.
- Dished out a season best two assists at Georgia Tech on Jan. 7.
- Produced a solid day vs Miami on Jan. 4, collecting all five of her rebounds in the second quarter alone.
- Grabbed a career high nine rebounds vs ETSU on Nov. 24.
- Made her collegiate debut vs Mount St. Mary's on Nov. 11, earning double-digit points (11) after going a perfect 3-for-3 from the field. Also went 5-for-8 from the free-throw line.

High School

- No. 5 ranked small forward in the country according to ESPN/HoopGurlz reporter Dan Olson
- Graduated from The Mary Louis Academy in June 2017
- Transferred from Medgar Evers College Prep following her sophomore year of high school
- Selected to the 2016 Pre-Season Top 10 in New York City
- Participated in the U17 Team USA Trials during her junior year
- Averaged 22 points, 10 rebounds, two steals and two assists per game as a junior
- Led her team to an 18-8 record and the Brooklyn/Queens semifinals
- Averaged 17 points and seven rebounds per game her sophomore year and received All-Brooklyn first team honors
- Helped her team to the 2015 Title IX Championship
- Averaged 19.5 points and 7.3 rebounds as a freshman and was named to the All-Brooklyn second team


- Led the Philadelphia Belles to the 15U Boo Williams Championship and guided the New Jersey Sparks to the 2015 Peach State Championship
- Featured in the September 2016 edition of Slam Magazine
- Has been a member of National Honor Society for two years.

Prep Awards

- 2017 McDonald's All-American
- 2017 Jordan Brand Classic All-American
- 2016 New York City Pre-Season Top-10
- 2016 The Tablet All-Division I Team

2017-18

Date	Opp.	Min	FG/FA	3FG/3A	FT/FTA	T. Reb.	PF	Ass.	TO	BLK	STL	Pts.
11/11	Mt. St. Mary's	16	3-3	0-0	5-8	2-2-4	1	0	0	2	1	11
11/14	WKU	DNP										
11/19	Oregon St.	5	1-1	0-0	0-0	0-0-0	0	0	0	0	0	2
11/24	ETSU	21	3-7	0-0	1-5	3-6-9	1	1	2	0	0	7
11/25	USF	2	0-0	0-0	0-0	0-0-0	0	0	0	0	0	0
11/26	South Carolina	DNP										
11/29	Michigan	13	1-2	0-0	0-0	0-1-1	1	0	0	1	0	2
12/3	UConn	1	0-0	0-0	0-0	0-0-0	0	0	0	0	0	0
12/6	Michigan St.	10	1-2	0-0	2-3	0-0-0	1	0	1	0	0	4
12/9	Penn	7	0-0	0-0	0-0	0-2-2	0	0	1	0	0	0
12/17	DePaul	5	0-1	0-0	0-0	0-0-0	0	0	0	0	0	0
12/20	Marquette	8	1-1	0-0	0-0	0-1-1	0	0	1	0	0	2
12/28	Syracuse	9	1-1	0-0	1-2	0-1-1	2	0	0	0	0	3
12/31	Wake Forest	11	0-3	0-0	0-0	1-0-1	1	0	0	0	1	0
1/4	Miami	14	2-4	0-0	1-2	3-2-5	0	0	0	0	0	5
1/7	Georgia Tech	24	2-2	0-0	0-0	0-3-3	0	2	1	0	0	4
1/11	Louisville	9	1-2	0-0	0-0	1-0-1	0	0	0	0	0	2
1/14	Boston College	29	4-7	0-0	3-6	3-1-4	0	1	0	0	0	11
1/18	Tennessee	4	0-0	0-0	0-0	0-0-0	0	0	0	0	0	0
1/21	Clemson	23	1-4	0-0	1-2	2-0-2	0	0	0	0	1	3
1/25	Pittsburgh	20	1-4	0-0	0-0	0-3-3	0	0	4	1	0	2
1/28	Florida St.	7	0-1	0-0	0-0	0-2-2	1	0	1	0	0	0
2/1	North Carolina	17	3-6	0-0	2-6	1-1-2	0	1	1	0	1	8
2/4	Duke	0+	0-0	0-0	0-0	0-0-0	0	0	0	0	0	0
2/11	Georgia Tech	9	0-2	0-0	0-0	1-1-2	1	0	1	0	0	0
2/15	Virginia	11	0-1	0-0	0-0	1-1-2	2	0	0	0	0	0
2/18	Boston College	21	4-5	0-0	0-0	1-1-2	0	1	0	1	0	8
2/22	Virginia Tech	22	1-3	0-0	2-2	3-2-5	2	0	1	0	0	4
2/25	NC State	12	2-3	0-0	0-0	0-1-1	0	0	0	0	1	4
3/2	Virginia	20	3-6	0-0	0-0	2-2-4	0	1	3	2	0	6
3/3	Florida St.	5	0-1	0-0	0-0	0-1-1	0	0	0	0	0	0
3/4	Louisville	4	0-1	0-0	0-0	0-1-1	1	0	0	0	0	1
3/16	CSUN	24	0-2	0-0	0-0	2-0-2	0	1	2	0	2	0
3/18	Villanova	9	1-1	0-0	1-2	1-1-2	0	0	1	0	0	3
3/24	Texas A&M	8	2-2	0-0	0-0	0-0-0	0	0	1	1	0	4
3/26	Oregon	DNP										
3/30	UConn	DNP										
4/1	Miss State	DNP										
Total		411	38-78	0-0	19-38	27-37-64	15	8	21	8	8	95



JESSICA SHEPARD - 32

Senior, Forward, 6' 4"

Hometown: Fremont, Nebraska

High School: Fremont

Career Honors

2017-18

- All-Final Four Team
- First Team All-ACC
- All-ACC Tournament Second Team
- Naismith Trophy Watch List
- Two-time ACC Player of the Week

2016-17

- Ann Meyers Drysdale USBWA Midseason National Player of the Year Midseason Watch List
- Naismith Trophy Midseason Top 30
- Second-Team All-Big Ten
- Preseason All-Big Ten
- Nebraska Scholar-Athlete Honor Roll

2015-16

- First-Team All-Big Ten (2016)
- Big Ten Freshman of the Year (2016)
- Big Ten All-Freshman Team (2016)
- USBWA National Freshman of the Week (Dec. 22, 2015; Jan. 26)
- NCAA.com Starting Five (Dec. 23, 2015; Jan. 27, 2016)
- ESPNW National Player of the Week (Jan. 25)
- College Sports Madness National Player of the Week (Jan. 25)
- Big Ten Player of the Week (Dec. 21, 2015; Jan. 25, 2016)
- 10-Time Big Ten Freshman of the Week (conference record)
- Nebraska Athletics Female Newcomer of the Year (All Sports)
- Nebraska Offensive Player of the Year

Career Highs

Points	39 (vs DePaul, 12/17/17)
Rebounds	20 (vs Michigan, 1/24/16)
Field Goals	17 (vs DePaul, 12/17/17)
Field Goals Attempted	27 (vs Ohio St, 2/16/17)
Three-Point Field Goals	2, 8x (last vs Illinois, 3/1/17)
Three-Pointers Attempted	6 (vs Illinois, 1/15/17)
Free-Throws	11, 2x (last vs FSU, 3/3/18)
Free-Throws Attempted	20, 2x (last vs Michigan St, 2/26/17)
Assists	7 (vs CSU, 3/16/18)
Steals	5 (vs Clemson, 1/21/18)
Blocks	6 (at Penn, 12/9/17)
Minutes	43 (vs UConn, 3/30/18)

Miscellaneous

Double-figure scoring games	83
20-point games	37
30-point games	4
Double-figure rebound games	40
Double-doubles	40

Junior Season (2017-18)

- Started 37-of-38 games. Her 15.6 points per game ranked second on the team and 11th in the ACC. Her .565 shooting percentage ranked fourth in the ACC and 27th in the nation.
- Her 244 total made field goals ranked 28th in the nation and 10th all-time at ND. Her 308 total rebounds ranked fourth most in a single season at ND.
- In NCAA Tournament: Averaged 19.0 points on 58.1 percent shooting (50-86). Nearly averaged a double-double with 9.3 rebounds per game. Averaged 17.0 ppg during Final Four. Her 62.5 percent shooting during the Final Four tied for fourth best all-time with Paula McGee of USC from 1983 and was the best since UConn's Tina Charles in 2009.
- Led the team in scoring in the national title game vs Miss State, scoring 19 points on 8-of-10 shooting. Her 80 percent shooting ranked as third best all-time in an NCAA Title game.
- Recorded six double-doubles in the last eight games. Shepard became the first Irish player since Jacqueline Bateast in Jan. of 2002 to record five straight double-doubles, doing so from March 3 vs FSU to March 24 vs Texas A&M. Was one board shy vs Oregon from making it six straight, which would have been a program record.
- Totaled 15 double-doubles, which tied for second most in the ACC, ranked 36th in the nation and third most in a single season at Notre Dame. In perspective, Shepard tallied 25 double-doubles in two years at Nebraska.
- Led the Irish in rebounding 21 times. Her 8.1 rebounds/game ranked 7th in the ACC. Her 3.1 offensive boards per game ranked fifth while her 5.0 defensive boards per game ranked eighth - both of which lead the team.
- Named ACC Player of the Week (12/18) after the most dominant outing of her career vs DePaul on Dec. 17. Shepard notched 11 rebounds and a career high 39 points, setting a new Purcell Pavilion women's scoring record. It also stood as the fourth highest individual point total in program history. Her 17 made field goals not only set a new Purcell record and stood as the second most overall, but also ranked as the most by an ACC player this season. Shepard's 39 points were the second most among all ACC players at the end of regulation (40 min) this season.
- Ended the year with a season best nine-straight games in double figures. All-in-all, notched 32 games in double figures and seven of 20-plus.
- Scored 13 points in the first quarter at Pitt. Midway through the first half, Shepard recorded a stretch in which she scored 15 of Notre Dame's next 17 points. Shepard's 28 points were the most in a road game this season.
- Reached double-digit points in the first quarter six different times.
- Earned a career best six blocks at Penn on Dec. 9, doubling her original personal best set back on Dec. 3, 2015, vs NC State. The six-block performance also tied for the most by an ACC player this season.
- Vs ETSU on Nov. 24 - Became the first Irish player to lead the team in points (15), rebounds (11) and assists (3) since Jewell Loyd vs Maryland on Dec. 3, 2014.

Sophomore Season (2016-17 - Nebraska)

- Started all 29 games as a sophomore
- Finished with 58 starts in 60 career games.
- Hit 40.8 percent (206-505) of her field goal attempts in 2016-17, and knocked down 28-of-89 three-pointers (.315)
- Averaged 18.6 points and 9.8 rebounds per game
- Ranked 10th in the Big Ten in scoring and fourth in the conference in rebounding. Her 7.4 defensive boards per game ranked second in the Big Ten, while her 15 double-doubles on the year ranked third in the conference
- Completed her two-year Nebraska career with 1,112 points and 550 rebounds. Her two-year scoring total was the highest by a Husker in history in her freshman and sophomore seasons combined
- Finished her two seasons with 25 double-doubles, which tied for the fifth-highest career total in school history
- Recorded a season-high 32 points to go along with 11 rebounds in Nebraska's regular-season home finale against Michigan State (Feb. 26). Shepard's effort helped the Huskers to a 76-74 win over the Spartans when she played a career-high 42 minutes. She also tied her own school record with 20 free throw attempts against MSU, making 10 of the attempts

- Closed her Husker career with 16 points and 10 rebounds for her 15th double-double of the year in an opening-round loss to Illinois at the Big Ten Tournament in Indianapolis

Freshman Season (2015-16 – Nebraska)

- Led the Huskers with freshman school-record averages of 18.5 points and 8.6 rebounds per game
- Was the first Husker in history to earn first-team all-conference honors as a freshman
- Shattered the Nebraska freshman scoring record with 574 points, and finished second in school history among freshman with 266 rebounds. She also set an NU freshman record with 10 double-doubles.
- Claimed a conference record 10 Big Ten Freshman-of-the-Week awards.
- Produced one of the best efforts in school history with a freshman-record-tying 35 points and a career-high 20 rebounds at Michigan on Jan. 24. It was the first 30-point, 20-rebound game in Nebraska history.
- Scored 20 or more points 16 times and achieved 25 double-figure scoring games. Also tallied 10 double-digit rebound games
- Scored a Nebraska freshman record 35 points and set a school record with 20 free throw attempts against Northern Arizona Dec. 19.
- Reached 100 points faster than any player in Husker history, achieving the mark with 10 points in her fifth game at UConn on Nov. 28, 2015
- Elapsed the 200-point mark faster than any other Husker as well, reaching the mark in her 11th game when she scored 19 points in a win over Arkansas State on Dec. 21.
- Off the court, Shepard earned a spot on the Nebraska Scholar-Athlete Honor Roll and was named to the Tom Osborne Citizenship Team.

High School

- Played just nine games as a senior at Fremont High School before suffering a torn ACL at Lincoln North Star on Dec. 29, 2014.
- Averaged 33.0 points and 14.3 rebounds per game, including 132 points in four games at the Nike Tournament of Champions in December.
- Erupted for 36 points against national power Long Beach Poly.
- Shot 71 percent from the field, including 41 percent from long range.
- Despite missing most of her senior season, Shepard finished fourth in Nebraska high school history with 2,227 career points, which was the Class A (largest) all-time record. She also finished No. 15 in state history with 1,031 rebounds, just 16 shy of the Nebraska Class A career record.
- Shepard's 780 points in 2014 and 664 points in 2013 are the two highest single-season totals by a Class A player in state history.
- As a junior in 2013-14, Shepard averaged a Class A state record 30.4 points per game to go along with 15.6 rebounds and 2.4 assists in leading Fremont to a 22-4 record and a state tournament berth for Coach Tony Weinandt. Her performances included four 40-point games, including a career-high 46.
- Averaged 24.6 points, 11.1 rebounds, 2.5 assists, 2.0 blocks and 1.8 steals per game as a sophomore to power Lincoln Southeast to the 2013 Class A state title.
- Averaged 17.8 points and 9.1 rebounds in leading Southeast to a state runner-up finish.
- Earned a spot on the Nebraska Scholar-Athlete Honor Roll in the fall of 2015 and 2016. She was also a member of the Tom Osborne Citizenship Team in 2016 and 2017.

Prep Awards and Honors

- Naismith Trophy High School National Player-of-the-Year candidate
- 2015 Naismith High School All-American Honorable Mention
- 2015 First Team Parade High School All-American
- Four-time First Team All-Nebraska
- Four-time First Team Super State
- Four-time First Team Class A
- Two-time Nebraska Gatorade Gatorade High School Player of the Year (2013, 2014)

- No. 1 High School Post Player in Nation (ESPN, 2014-15)
- No. 3 High School Player in Nation (ESPN, 2014-15)

Overall Career Stats

Season	GP/GS	Min	FG/FA	3FG/3A	FT/FTA	O. Reb.	D. Reb.	T. Reb.	PF	Ass.	TO	BLK	STL	Pts.
15-16	31-29	884	228-447	0-2	118-203	96	170	266	65	59	111	20	19	574
16-17	29-29	897	206-505	28-89	98-176	69	215	284	75	54	102	7	15	538
17-18	38-37	1112	244-432	0-2	106-156	117	191	308	73	93	84	28	31	594
Total	98-95	2893	678-1384	28-93	322-535	282	576	858	213	206	297	55	65	1706

OVERALL CAREER PERCENTAGES

Season	Min.	FG	3FG	FT	Reb.	Points
14-15	28.5	.510	.000	.581	8.5	18.5
15-16	30.9	.407	.314	.556	9.7	18.5
17-18	29.3	.565	.000	.679	8.1	15.6
Total	29.5	.490	.301	.602	8.8	17.4

Game By Game Stats

2015-16

Date	Opp.	Min	FG/FA	3FG/3A	FT/FTA	O. Reb.	D. Reb.	T. Reb.	PF	Ass.	TO	BLK	STL	Pts.
11/14	Arkansas Pine Bluff	23	8-16	0-0	8-13	6	7	13	3	3	2	0	3	24
11/16	North Florida	21	13-16	0-0	1-3	5	5	10	2	1	0	1	2	27
11/21	NC Central	24	8-13	0-0	4-8	4	6	10	0	2	1	0	0	20
11/23	Southern	26	8-10	0-0	6-11	2	4	6	4	2	2	2	2	22
11/28	at UConn	26	5-9	0-0	0-0	1	4	5	2	1	5	0	0	10
12/3	NC State	19	7-14	0-0	0-0	3	1	4	1	4	5	3	1	14
12/6	Creighton	30	6-18	0-1	7-12	5	2	7	0	3	1	0	1	19
12/8	Evansville	15	7-12	0-0	4-5	2	5	7	1	3	2	1	0	18
12/12	at California	23	3-8	0-0	0-1	3	1	4	5	3	3	1	0	6
12/19	Northern Arizona	32	12-16	0-0	11-22	3	4	8	3	1	5	1	4	35
12/21	Arkansas State	37	8-15	0-0	3-6	6	7	13	3	3	1	1	0	19
12/31	Iowa	39	10-20	0-0	8-13	1	7	8	3	0	2	0	0	28
01/3	Northwestern	30	6-15	0-0	0-3	5	9	14	1	0	4	0	2	12
01/7	Maryland	24	1-9	0-0	4-4	2	6	8	2	0	4	1	0	6
01/10	Illinois	30	11-18	0-0	7-14	5	14	19	2	3	4	0	0	29
01/13	Penn State	36	10-12	0-0	9-10	10	10	2	2	4	1	0	0	29
01/16	Rutgers	36	9-17	0-0	4-8	1	7	8	2	1	2	0	0	22
01/20	Purdue	37	7-16	0-0	8-11	2	4	6	3	1	9	0	0	22
01/24	Michigan	37	13-22	0-0	9-16	11	9	20	3	0	2	2	0	35
01/27	Wisconsin	34	4-14	0-0	0-0	3	4	7	2	6	5	2	0	8
01/30	Rutgers	36	9-16	0-0	5-5	0	4	4	2	0	5	1	0	23
02/02	Penn State	28	9-14	0-0	2-2	1	3	4	1	4	4	0	0	20
02/07	Indiana	33	8-17	0-0	2-4	4	9	13	4	1	11	1	1	18
02/11	Minnesota	28	9-20	0-0	4-6	5	3	8	1	1	0	0	0	22
02/14	Michigan State	34	12-22	0-0	2-2	1	5	6	4	0	1	0	0	26
02/18	Ohio State	25	8-18	0-0	4-7	4	4	8	0	1	2	0	0	20
02/21	Purdue	24	1-9	0-0	0-0	0	5	5	0	3	2	0	0	2
02/24	Indiana	33	8-15	0-1	0-4	4	7	11	3	3	5	0	3	16
02/28	Northwestern	22	6-9	0-0	1-7	3	5	8	4	2	6	0	0	13
03/03	Rutgers	26	1-9	0-0	2-4	0	3	3	1	1	4	0	0	4
03/17	Northern Iowa	16	1-8	0-0	3-4	4	5	9	1	2	5	0	0	5
Total		884	228-447	0-2	118-203	96	170	266	65	59	111	20	19	574

2016-17

Date	Opp.	Min	FG/FA	3FG/3A	FT/FTA	O. Reb.	D. Reb.	T. Reb.	PF	Ass.	TO	BLK	STL	Pts.
11/14	UTRGV	23	6-15	2-2	3-3	2	13	15	3	3	5	0	1	17
11/16	Missouri	29	4-17	1-4	3-7	5	4	9	4	1	4	1	1	12



2018-19 NOTRE DAME WOMEN'S BASKETBALL

Date	Opp.	Min	FG/FA	3FG/3A	FT/FTA	O.Reb.	D.Reb.	T.Reb.	PF	Ast.	TO	BLK	STL	Pts.
11/21	Colorado State	32	9-22	2-3	4-11	4	9	13	1	1	3	0	1	24
11/23	Omaha	29	6-12	2-4	3-5	5	4	9	5	1	3	0	0	17
11/28	Washington State	30	11-17	1-2	2-8	3	6	9	2	0	4	0	0	15
12/3	Virginia	26	4-13	1-3	3-4	0	4	4	0	3	0	0	0	22
12/6	Virginia Tech	29	12-17	1-1	0-2	1	13	14	2	1	8	0	0	25
12/8	California	26	3-14	1-3	1-2	3	5	8	5	3	3	0	0	8
12/12	Drake	32	8-18	1-3	6-10	5	11	16	4	3	4	2	1	23
12/19	San Jose State	27	12-21	0-3	4-6	5	9	14	0	1	4	0	0	28
12/21	Creighton	30	7-21	1-4	7-10	1	10	11	2	3	1	0	0	22
12/31	UConn	30	1-13	1-4	0-0	1	3	4	1	1	5	0	0	3
01/3	Northwestern	33	8-20	0-4	1-4	5	10	15	2	1	3	0	0	17
01/7	at Iowa	32	11-22	2-4	4-5	2	6	8	2	2	2	1	0	28
01/10	Maryland	26	4-17	2-4	2-4	2	3	5	3	2	4	0	0	12
01/13	Michigan State	32	4-14	0-2	7-14	0	12	12	4	4	3	0	0	15
01/16	Rutgers	32	8-18	1-2	5-7	3	8	11	1	3	2	0	3	22
01/20	Illinois	29	7-17	2-6	9-10	4	5	9	2	0	2	1	0	25
01/24	Penn State	30	7-17	1-1	5-6	2	10	12	5	1	3	0	1	20
01/27	Michigan	28	2-8	0-1	0-0	1	5	6	4	1	3	0	0	4
01/30	Purdue	33	8-15	0-1	5-9	0	8	8	4	2	8	0	1	21
02/02	Ohio State	33	11-21	1-5	5-8	0	13	13	2	4	3	0	0	28
02/07	Minnesota	40	7-21	0-4	0-0	3	4	7	3	3	1	0	0	14
02/11	Wisconsin	34	6-18	0-2	2-7	2	3	5	3	0	4	0	1	14
02/14	Ohio State	33	11-27	1-3	5-9	2	8	10	2	0	3	0	2	28
02/18	Indiana	35	5-14	2-5	2-4	1	4	5	1	3	4	1	0	14
02/21	Michigan	30	6-14	0-1	0-1	3	8	11	3	5	5	0	1	12
02/24	Michigan State	42	11-25	0-3	10-20	4	7	11	3	1	3	1	2	32
02/28	Illinois	32	7-17	2-5	0-0	0	10	10	2	1	5	0	0	16
Total		897	206-505	28-89	98-176	69	215	284	75	54	102	7	15	538

2017-18

Date	Opp.	Min	FG/FA	3FG/3A	FT/FTA	T.Reb.	PF	Ast.	TO	BLK	STL	Pts.
11/11	Mt. St. Mary's	19	7-11	0-0	4-7	7-4-11	1	3	2	0	0	18
11/14	WKU	24	7-14	0-0	5-7	7-5-12	1	0	1	1	0	19
11/19	Oregon St	27	2-11	0-0	1-2	3-6-9	1	0	2	1	0	5
11/24	ETSU	22	5-9	0-0	5-9	4-7-11	2	3	0	0	1	15
11/25	USF	31	7-10	0-0	1-2	0-8-8	3	1	2	0	1	15
11/26	South Carolina	36	5-7	0-0	0-0	1-4-5	4	2	2	0	0	10
11/29	Michigan	27	3-6	0-0	3-4	0-6-6	2	2	0	1	2	9
12/3	UConn	36	5-13	0-0	0-1	5-3-8	3	2	1	1	1	10
12/6	Michigan St	26	7-11	0-0	5-6	1-1-2	3	1	2	0	3	19
12/9	Penn	27	3-10	0-0	3-4	2-6-8	2	2	2	6	1	9
12/17	DePaul	33	17-22	0-0	5-6	6-5-11	0	3	4	3	1	39
12/20	Marquette	38	6-9	0-1	1-4	3-9-12	4	4	3	1	1	13
12/28	Syracuse	33	9-19	0-0	6-6	6-6-12	2	2	4	0	0	24
12/31	Wake Forest	18	3-6	0-0	2-2	1-4-5	2	1	2	0	0	8
1/4	Miami	28	4-10	0-0	4-5	1-5-6	3	1	4	3	0	12
1/7	Georgia Tech	23	6-8	0-0	0-0	2-1-3	3	2	4	1	2	12
1/11	Louisville	28	5-10	0-0	2-4	2-3-5	2	6	4	1	0	12
1/14	Boston College	22	10-15	0-0	4-7	4-4-8	1	4	0	0	1	24
1/18	Tennessee	33	6-9	0-0	0-0	1-3-4	0	4	0	1	1	12
1/21	Clemson	25	8-9	0-0	1-2	0-9-9	1	3	5	1	5	17
1/25	Pittsburgh	27	10-18	0-0	8-9	4-8-12	1	1	1	0	0	28
1/28	Florida St	29	8-15	0-0	3-4	3-6-9	1	4	3	0	1	19
2/1	North Carolina	24	3-6	0-0	2-6	3-5-8	1	6	3	1	1	8
2/4	Duke	30	5-8	0-0	2-2	4-6-10	1	1	3	0	1	12
2/11	Georgia Tech	29	5-12	0-0	5-9	5-6-11	3	2	4	1	0	15
2/15	Virginia	31	7-10	0-0	1-2	0-8-8	4	0	2	0	1	15
2/18	Boston College	25	8-14	0-0	2-4	2-3-5	3	2	1	0	0	18
2/22	Virginia Tech	23	4-12	0-0	3-5	3-2-5	1	1	2	1	0	11
2/25	NC State	20	1-4	0-0	0-0	1-2-3	3	3	2	0	0	2
3/2	Virginia	26	5-9	0-0	0-2	4-2-6	0	3	3	0	1	10

Date	Opp.	Min	FG/FA	3FG/3A	FT/FTA	T. Reb.	PF	As.	TO	BLK	STL	Pts	
3/3	Florida St	36	3-5	0-0	11-11	3-7	10	3	2	5	0	0	17
3/4	Louisville	39	10-14	0-0	3-3	5-5	10	2	1	3	1	0	23
3/16	CSUN	32	12-20	0-0	0-2	4-6	10	0	7	0	0	2	24
3/18	Villanova	33	10-12	0-0	5-7	4-6	10	2	1	0	0	0	25
3/24	Texas A&M	38	6-13	0-0	1-2	2-8	10	0	3	1	2	1	13
3/26	Oregon	36	7-17	0-0	4-5	6-3	9	2	3	0	1	1	18
3/30	UConn	43	7-14	0-0	1-2	5-6	11	3	5	4	0	0	15
4/1	Miss State	35	8-10	0-1	3-3	3-3	6	3	2	3	0	2	19
Total		1112	244-432	0-2	106-156	117-191 308	73	93	84	28	31	594	



BRIANNA TURNER - 11

Graduate Student, Forward, 6' 3"
Hometown: Pearlton, Texas
High School: Manvel

Career Honors

2016-17

- WBCA All-American
- USBWA All-American
- AP Second Team All-American
- ESPNW Second Team All-American
- Wooden Award Late Season Top-20 / National Ballot
- Naismith Trophy Semifinalist (Top 10)
- Ann Meyers Drysdale Award Midseason Watch List
- WBCA All-Region Team
- ACC Defensive Player of the Year (Coaches)
- First Team All-ACC (Blue Ribbon & Coaches)
- ACC All-Defensive Team (Coaches)
- ACC All-Tournament Second Team
- ACC Player of the Week (12/12)
- Preseason AP All-American
- Naismith Trophy Watch List
- Wade Award Watch List
- Wooden Award Preseason Top-30
- Preseason ESPNW No. 2 Player in the Nation
- Preseason All-ACC (Blue Ribbon & Coaches)

2015-16

- WBCA All-American
- USBWA All-American
- John R. Wooden Award All-American
- Sports Illustrated All-American
- Associated Press Second Team All-American
- ESPNW Second Team All-American
- Honda Sport Award Finalist (Top 4)
- WBCA Wade Trophy Finalist (Top 12)
- Naismith Trophy Semifinalist (Top 10)
- John R. Wooden Award National Ballot (Top 15)
- USBWA Ann Meyers Drysdale Award Watch List
- ACC Player of the Year (Coaches)

- ACC Defensive Player of the Year
- WBCA All-Region Team
- First Team All-ACC (Blue Ribbon & Coaches)
- ACC All-Defensive Team
- All-ACC Tournament First Team

2014-15

- Full Court Press National Freshman of the Year
- Full Court Press Freshman First Team All-American
- Full Court Press Third Team All-American
- Associated Press Honorable Mention All-American
- WBCA All-America Team (honorable mention)
- WBCA All-Region Team
- ACC Freshman of the Year (Blue Ribbon & Coaches)
- First Team All-ACC (Blue Ribbon & Coaches)
- All-ACC Defensive Team (Coaches)
- All-ACC Freshman Team (Blue Ribbon & Coaches)
- NCAA Women's Final Four All-Tournament Team
- All-ACC Tournament First Team
- Two-time USBWA National Freshman of the Week (Dec. 30; Jan. 20)
- Six-time ACC Freshman of the Week (Nov. 17; Nov. 24; Dec. 29; Jan. 5; Jan. 19; Jan. 26)
- ACC Player of the Week (Jan. 19)

Career Highs

Points	31 (at Syracuse, 2/19/17)
Rebounds	18 (at UNC, 1/15/15)
Field Goals	13, 2x (last at Syracuse, 2/19/17)
Field Goals Attempted	18 (vs UMass Lowell, 11/14/14)
Three-Point Field Goals	
Three-Pointers Attempted	
Free-Throws	9 (at UNC, 1/15/15)
Free-Throws Attempted	16 (at UNC, 1/15/15)
Assists	4 (vs Wake Forest, 1/5/17)
Steals	4, 2x (at Boston College, 1/19/17)
Blocks	7, 4x (last vs Boston College, 2/23/17)
Minutes	40 (vs Louisville, 3/4/17)

Miscellaneous

Double-figure scoring games	81
20-point games	16
Double-figure rebound games	26
Double-doubles	21

In the ACC Record Book

- Her .622 career field goal percentage ranks fourth all-time in the ACC. In addition, her 263 career blocks ranks ninth all-time, while her 2.6 career blocks per game ranks sixth.
- Set ACC single-season record for field-goal percentage by a freshman (.652; previous mark was .647 by Wake Forest's Lisa Dodd in 1987-88), and ranks eighth on overall league list for field-goal percentage in one season
- Ranks third on conference's freshman single-season list for double-figure rebounds (12) and total blocks (89), sixth in double-figure scoring games (28) field goals made (202) and 10th in rebounds (283)

Notre Dame Record Book

- Her 14.6 career scoring average ranks seventh in school history
- Ranks second in program history with her .622 field goal percentage
- Tops all-time among Notre Dame freshmen after shooting .652 in debut year - best since Ruth Riley's record-setting .683 mark as a sophomore in 1998-99
- Her 7.4 rebounds per game is tied for seventh all-time
- Ranks second with 263 career blocks, sitting only behind Ruth Riley's 370 mark. Meanwhile, her 2.6 career blocks per game also ranks second.

- Claims the No. 4, 5, and 6 spot on Notre Dame's single-season blocks list (89 in 2014-15; 88 in 2015-16; 86 in 2016-17 - joins Riley as only Fighting Irish players with multiple 80-block seasons)
- Places fourth on school's single-season blocked shot average list (3.03 bpg in 2015-16; highest since Riley's school-record 3.14 bpg in 2000-01 - fourth Notre Dame player to average three blocks per game in one season along with Riley, Shari Matvey in 1979-80 and Amanda Barksdale in 2001-02)
- Also boasts two seasons in which she averaged 2.5 bpg, which are tied for seventh all-time
- Tied for seventh on program's single-season rebounding list with 283 - marked the second most by a freshman, only behind Shari Matvey's 305.
- Freshman Records Only: Second in single-season charts for field goals made (202), rebounds (283), blocked shots (88) and blocked shot average (2.5). Third in points (496), rebounding average (7.9) and double-doubles (10). Fourth with Jacqueline Batteast and Skylar Diggins on program's freshman single-season scoring average list (13.8)

Junior Season (2016-17)

- Started all 35 games, averaging 28.7 minutes per game
- Had a career high 38 assists
- Was named ACC Defensive Player of the Year for the second straight season, standing ninth in league history in blocks (263)
- Was sidelined after tearing the anterior cruciate ligament in her left knee against Purdue in the NCAA Second Round
- Led the ACC in field goal percentage (.619) and ranked eighth nationally. Was first in the conference in blocks (86) and blocks/game (2.46), seventh in rebounds (247) and 11th in points per game (15.3)
- Scored in double figures 29 times and recorded seven double-doubles
- Only five games this season where she didn't reach double-digit points
- Saw less than 20 minutes of action only four times
- Had back-to-back double-doubles in wins over Washington and UL-Lafayette totaling 26 points and 24 rebounds
- Recorded her 1,000th career point on Nov. 30 at Iowa. She became the 36th Irish player to accomplish the feat and second Irish player that season (also Lindsay Allen on Nov. 17 vs. Green Bay)
- Shot .846 from the field at Toledo on Dec. 18, resulting in 26 points
- Was named ACC Player of the Week on December 12, 2016
- Snapped a streak of 31 consecutive games with double-figure points, including 13 straight games this season, with seven points in the team's loss at North Carolina State on Dec. 29
- Secured 25 points, 12 rebounds and two steals vs Duke on Jan. 26
- Scored a career-high 31 points with nine rebounds in 38 minutes, leading the Irish to top Syracuse on Feb. 1
- Tied her career high of seven blocks vs Boston College on Feb. 23
- Opened up ACC tournament play by knocking down 16 points in 29 minutes in win over Virginia
- Played a career high 40 minutes against Louisville in the ACC Championship Semifinal. Notched 16 points while grabbing five rebounds
- Recorded her 100th game played in against Purdue in the 2nd Round of the NCAA Tournament

Sophomore Season (2015-16)

- Started all 29 games played (missed six games with shoulder injury)
- Led ACC in both field-goal percentage (.593 - fifth in nation) and blocked shots (3.0 bpg - 13th in nation), while ranking 10th in rebounding (7.3 rpg) and 11th in scoring (14.6 ppg)
- Secured five double-doubles
- Scored in double figures 25 times (including four 20-point games), had six games with double-digit rebounding totals and blocked at least five shots in seven contests
- One of two players to rank in the top 13 in nation in field-goal percentage and blocked shots per game (along with UConn's Breanna Stewart)



- In league play, led ACC in field-goal percentage (.658) and blocked shots (2.9 bpg), while ranking eighth in scoring (15.4 ppg) and 12th in rebounding (7.3 rpg)
- Averaged 15.0 points, 7.8 rebounds and 3.3 blocks per game with a .566 field-goal percentage and two double-doubles against Top 25 teams
- Logged 16.7 points, 7.7 rebounds and 2.0 blocks with .575 field-goal percentage and two double-doubles in NCAA Championship
- Second on team with six "5-5-5" games (posting at least "5" in three of five major statistical categories)
- Scored game-high 21 points (9-for-14 FG) and added four rebounds and a game-high three blocks in season-opening win over Bucknell
- Collected team-high 20 points (8-for-12 FG) and game-high nine rebounds, along with two blocks in road win at South Dakota State on Nov. 21
- Recorded her 100th career block 51 seconds into game against Valparaiso on Nov. 23
- After returning from injury, posted back-to-back 20-point games in ACC wins over Georgia Tech on Dec. 30 and at Pittsburgh on Jan. 3
- Led the way for Irish in Big Monday victory over No. 18/15 Tennessee with 14 points (7-for-10 FG), nine rebounds, five blocks and three assists
- Turned in first double-double of season with 12 points and 13 rebounds, along with four blocks, in Big Monday win at Duke on Feb. 1
- Picked up second double-double of year in victory at Wake Forest on Feb. 18 with 19 points (including 12 in first quarter) and 11 rebounds
- Piled up third double-double of season in ACC Tournament championship game victory over No. 17 Syracuse with 18 points, game-high 11 rebounds and four blocks
- Earned first-team All-ACC Tournament honors after averaging team-high 15.0 points, 9.0 rebounds and 3.3 blocks per game during three-game run to the title
- Made the most of her 15 minutes in NCAA Championship first-round win over North Carolina A&T with game-high 16 points (7-for-8 FG) -- field-goal percentage was third-best by Notre Dame player in NCAA postseason
- Notched fourth double-double of season in NCAA second-round victory over Indiana with 18 points, game-high 10 rebounds, three blocks and career high-tying three assists
- Picked up fifth double-double of year (third in final four games) in NCAA Sweet 16 contest against No. 13/16 Stanford with 16 points, team-high 10 rebounds and three blocks

Freshman Season (2014-15)

- Started in 35 of 36 games played, averaging 25.6 minutes
- Averaged 13.8 points, 7.9 rebounds, 2.5 blocks and 1.1 steals per game with 10 double-doubles, leading team in all categories except scoring and steals
- Led nation and ACC in field-goal percentage (.652), becoming the third freshman in NCAA history to lead nation in field-goal percentage (first since Tennessee Tech's Diane Seng in 1996-97)
- Third Notre Dame player to earn any kind of NCAA individual statistical championship (Alicia Ratay - NCAA sophomore-record .547 3FG% in 2000-01; Ruth Riley - .683 FG% in 1998-99)
- Ranked fifth in ACC (30th in nation) in blocks, as well as ninth in conference in rebounding and 17th in scoring
- No other ACC freshman ranked in top 20 in more than three of those categories, and only one other ACC player in any class ranked in top 20 in all four categories
- During conference play, led ACC in field-goal percentage (.686), and ranked second in blocks (2.9 bpg.), seventh in rebounding (8.6 rpg.) and 16th in scoring (14.4 ppg.)
- Ranked second among ACC freshmen and ninth among all ACC players in double-doubles
- Six 20-point games, good for third among ACC freshmen and 12th among all ACC players
- Averaged 14.5 ppg., 9.1 rpg., 3.9 bpg., with five double-doubles and .619 field-goal percentage in 12 full games against ranked opponents

- Just third Fighting Irish player with 80 blocks in a season, along with Shari Matvey and Ruth Riley
- First player in program history to earn USBWA National Freshman of the Week honors, let alone do it twice
- Third player in program history to earn six conference freshman of the week honors (Alicia Ratay - 1999-2000; Jacqueline Batteast - 2001-02; both in BIG EAST)
- First player in program history (and sixth in ACC history) to earn conference player and freshman of the week honors in the same week (Jan. 19)
- Registered 22 blocks in four games from Dec. 21 - Jan. 4, which was the most by a Notre Dame player in a four-game span since Nov. 21-Dec. 2, 1998 (Ruth Riley - 22)
- Became first player in program history to earn ACC Freshman of the Week honors after posting game highs of 29 points, nine rebounds and three blocks in season opener against UMass Lowell
- Broke school record for most points by freshman in debut game with Fighting Irish and was highest point total by Notre Dame player in season opener since Katryna Gaither had 31 against Indiana on Nov. 24, 1995
- Tabbed ACC Freshman of the Week for the second week in a row after leading the Irish to victories over No. 15/17 Michigan State, Chattanooga and Holy Cross (48 points, 19 rebounds and six blocks in the three games combined)
- Recorded first double-double of career with 14 points and 16 rebounds at UCLA on Dec. 28; also added five blocks to post first "5-5-5" game of career and earn USBWA National and ACC Freshman of the Week honors
- Monster game at No. 21/22 Syracuse on Jan. 4 featured second double-double of career with 20 points, game-high 13 rebounds and career-high seven blocks; was Turner's third consecutive "5-5-5" game and earned her ACC Freshman of the Week honors for fourth time
- Had her way at No. 12/10 North Carolina on Jan. 15, as she tallied 29 points (10-for-13 FG) and a career high seven blocks while grabbing a personal-best 18 rebounds
- Just second NCAA Division I women's basketball player since 1999-2000 with 29 points, 18 rebounds and seven blocks in one game; performance led to her sweeping ACC Player and Freshman of the Week honors, as well as claiming second USBWA National Freshman of the Week award
- Produced fifth double-double of season at Clemson on Jan. 24 with 15 points and 10 rebounds in only 20 minutes; earned sixth ACC Freshman of the Week award following performance, becoming 12th ACC rookie to be six-time weekly honoree (first since North Carolina's Xylina McDaniel in 2012-13)
- Dominated paint against Virginia on Feb. 5, recording sixth double-double of season with game-high 26 points (11-for-14 FG) and team-high 13 rebounds, while adding two blocks
- Tied her career high-tying seven blocks against No. 8/7 Louisville on Feb. 23
- Secured All-ACC Tournament First Team honors with 10 points, game-high eight rebounds and two blocks in ACC championship game victory over No. 7/6 Florida State
- Recorded ninth double-double of season with 12 points and team-high 10 rebounds, plus two blocks in NCAA Elite Eight win over No. 5/6 Baylor
- Chalked up 10th double-double of season with team-high 14 points (7-for-9 FG) and 10 rebounds in 37 minutes of NCAA national championship game against No. 1 UConn
- Earned spot on NCAA Final Four All-Tournament Team after averaging 15.5 points, 9.0 rebounds and 2.0 blocks with a .591 field-goal percentage in her first two games on college basketball's biggest stage

International Competition

- Five-time USA Basketball gold medalist
- USA Basketball teams are a combined 37-2 with Turner on their rosters (22-0 in three age-group, non-3x3 tournaments)
- Helped USA to 5-0 record and gold medal at 2014 FIBA Americas U18 Championship in Colorado Springs, Colorado

- Served as the USA Basketball U18 team co-captain, starting all five games for the Americans and averaged 13.6 points and 5.4 rebounds with a .600 field goal percentage (27-of-45) during the tournament
- Led USA to 8-1 record and gold medal at 2013 FIBA 3x3 U18 World Championship in Indonesia
- Also in 2013, was second-youngest member (one of only three high school players on college-laden roster) of USA U19 squad that went 9-0 en route to FIBA U19 World Championship gold medal in Lithuania
- Appeared in all nine games for Team USA, averaging 5.7 points and 5.1 rebounds per game with .500 field goal percentage
- Earned gold medal in 2012 with USA at FIBA 3x3 U18 World Championship in Spain (was youngest player on squad)
- Team went 7-1 with lone loss in overtime to China after squad only had two available players for extra period)
- Won first of four USA Basketball gold medals with 2012 USA U17 World Championship Team in Netherlands, going perfect 8-0 as a teammate of current Notre Dame teammate Lindsay Allen
- Averaged 8.5 points and 4.0 rebounds with a .569 field goal percentage that was second among all players in the 12-team tournament
- high school
- Graduated from Manvel High School in Manvel, Texas, after spending her freshman season at Westbury Christian School in Houston
- Combined career per-game statistical averages (both schools) of 21.0 points, 10.5 rebounds, 3.9 blocks, 3.1 steals and 3.0 assists
- Started all 153 games in prep career while helping teams to a combined 143-10 (.935) record
- As a senior, paced Manvel to 37-2 record and the Texas Class 5A state championship, defeating powerhouse Duncanville High School in the title game (behind Turner's MVP performance with 17 points and 17 rebounds)
- Averaged 20.8 points, 11.5 rebounds, 4.2 assists, 3.9 blocks and 3.7 steals per game in her final prep season
- As a junior, led Manvel to a 33-4 record, the Texas District 22-5A championship (undefeated record) and a spot in the Class 5A regional quarterfinals;
- During her junior season she averaged 20.8 ppg., 10.4 rpg., 3.5 bpg., 3.5 spg. and 2.7 apg., while shooting 57 percent from the field
- As a sophomore, paced Manvel to a 34-3 record, Texas District 24-4A title (undefeated record) and a berth in Class 5A regional semifinals, all while averaging 20.4 ppg., 10.2 rpg., 4.7 bpg., 2.4 spg. and 2.2 apg.
- As a freshman at Westbury Christian, helped school to 39-1 record and the Texas Association of Private and Parochial Schools (TAPPS) Class 4A state championship, as well as another undefeated district championship
- Two career triple-doubles against LaMarque (23 points/13 rebounds/10 blocks) and Wheatley (15 points/11 rebounds/15 blocks), both in 2012
- Helped DFW Elite-TJACK program to 2011 Nike National Championship, as well as titles at 2011 Basketball on the Bayou and 2012 Flava Jam

Prep Awards and Honors

- 2014 Gatorade National High School Female Athlete of the Year
- 2014 USA Today National High School Player of the Year
- Consensus prep All-America selection as a senior in 2014, including McDonald's High School All-America honoree
- Finalist for Naismith Award and Morgan Wootten Award
- Second of three Notre Dame incoming freshmen (along with Diggins and a year later, current teammate Marina Mabrey) to be named Most Valuable Player of the McDonald's High School All-America Game, winning 2014 award after collecting 10 points, 11 rebounds and three blocks, and scoring the game-winning basket in the West Team's 80-78
- 2014 Texas Miss Basketball
- Three-time MaxPreps All-America choice (second team in 2013 and 2014, honorable mention in 2012)
- 2014 USA Today/Houston Chronicle (2012-14)
- Three-time first-team all-region choice (2012-14)
- Three-time district MVP (22-5A in 2013 and 2014, 24-4A in 2012)

- Four-time first-team all-district honoree (2011-14; unanimous in 2012 and 2014)
- Two-time District 22-5A Defensive Player of the Year (2013 and 2014)
- Most Valuable Player of the 2014 Texas Class 5A state championship
- 2011 TAPPS Class 4A state all-tournament team
- 2011 Nike AAU National Championship all-tournament team pick
- Ranked No. 1 in Class of 2014 by Blue Star Basketball
- Ranked No. 2 (five-star player) by ESPN HoopGurlz and Collegiate Girls Basketball Report
- Ranked No. 3 by Peach State Basketball/JumpOffPlus
- Ranked No. 4 by All-Star Girls Report & No. 5 by Prospects Nation
- Ranked as top power forward in the nation in Class of 2014 by Blue Star Basketball and All-Star Girls Report, while others ranked her second

Personal

- Daughter of Kellie and Howard Turner
- Both parents played collegiately, father at Lamar University in Beaumont, Texas, and mother at University of Houston
- Uncle, Shannon Jones, was a linebacker on the football team at the University of Southern California
- Was competitive swimmer up to age 11
- Volunteered regularly at Houston Food Bank

Overall Career Stats

Season	GP/GS	Min	FG/FA	3FG/3A	FT/FTA	O. Reb.	D. Reb.	T. Reb.	PF	Ass.	TO	BLK	STL	Pts.
14-15	36/35	921	202/310	0/0	92/152	103	180	283	86	25	75	89	39	496
15-16	29/29	783	169/285	0/0	85/133	66	146	212	63	27	41	88	24	423
16-17	35/35	1004	226/365	0/0	85/143	93	154	247	73	38	65	86	28	537
Total	100/99	2708	597/960	0/0	262/428	262	480	742	222	90	181	263	91	1456

OVERALL CAREER PERCENTAGES

Season	Min.	FG	3FG	FT	Reb.	Points
14-15	25.6	.652	.000	.605	7.9	13.8
15-16	27.0	.593	.000	.639	7.3	14.6
16-17	28.7	.619	.000	.594	7.1	15.3
Total	27.1	.622	.000	.612	7.4	14.6

GAME BY GAME STATS

2014-15

Date	Opp.	Min	FG/FA	3FG/3A	FT/FTA	O. Reb.	D. Reb.	T. Reb.	PF	Ass.	TO	BLK	STL	Pts.
11/14	UMass-Lowell	19	13-18	0-0	3-5	5	4	9	2	0	4	3	1	29
11/19	at Michigan St.	23	5-10	0-0	7-8	2	5	7	4	0	0	4	1	17
11/21	Chattanooga	21	6-7	0-0	7-8	3	2	5	1	1	3	1	1	12
11/23	Holy Cross	17	8-13	0-0	3-6	4	3	7	2	1	1	1	3	19
11/24	Harvard	16	0-2	0-0	3-4	2	6	8	2	2	1	0	2	3
11/25	Quinnipiac	22	8-9	0-0	4-5	1	3	4	3	1	3	0	2	20
11/30	Kansas	21	3-6	0-0	1-2	1	2	3	2	1	1	2	2	7
12/3	Maryland	4	0-0	0-0	0-0	0	0	0	0	1	1	0	0	0
12/21	Saint Joseph's	30	7-8	0-0	5-6	1	3	4	1	0	1	5	1	19
12/28	UCLA	33	4-8	0-0	6-8	9	7	16	3	0	5	5	1	14
01/02	Florida State	28	5-8	0-0	4-7	0	5	5	2	0	3	5	1	14
01/04	Syracuse	34	9-13	0-0	2-6	7	6	13	4	0	5	7	0	20
01/08	Miami	26	7-12	0-0	3-7	4	6	10	4	0	4	2	0	17
01/11	Boston College	23	8-11	0-0	5-8	4	2	6	2	2	0	2	2	21
01/15	North Carolina	36	10-13	0-0	9-16	4	18	2	0	2	7	1	29	
01/19	Tennessee	26	6-8	0-0	1-1	2	1	3	3	0	1	5	0	13
01/22	Georgia Tech	17	6-7	0-0	2-3	1	3	4	4	1	3	1	0	14
01/24	Clemson	20	5-10	0-0	5-6	6	4	10	2	0	1	1	0	15
01/29	Virginia Tech	18	3-4	0-0	1-5	1	7	8	4	0	1	0	1	7
02/01	Wake Forest	22	4-6	0-0	2-2	2	5	7	4	0	5	1	2	10
02/05	Virginia	35	11-14	0-0	4-6	4	9	13	2	0	0	2	1	26



2018-19 NOTRE DAME WOMEN'S BASKETBALL

Date	Opp.	Min	FG/FA	3FG/3A	FT/FTA	O. Reb.	D. Reb.	T. Reb.	PF	Ast.	TO	BLK	STL	Pts.
02/08	Boston College	20	2-5	0-0	1-3	1	5	6	2	2	2	1	3	5
02/16	Duke	30	5-6	0-0	1-2	2	3	5	4	2	1	4	2	11
02/19	Georgia Tech	31	4-11	0-0	0-0	4	6	10	4	1	3	3	0	8
02/23	Louisville	32	4-5	0-0	3-4	1	8	9	2	1	2	7	1	11
02/26	Pittsburgh	27	7-8	0-0	1-2	1	8	9	0	5	3	2	15	
03/01	NC State	24	4-4	0-0	0-0	0	5	5	3	1	3	0	2	8
03/06	Miami	25	6-9	0-0	1-4	6	10	2	0	1	0	1	0	13
03/07	Duke	34	3-8	0-0	2-6	8	11	2	0	2	3	0	8	
03/08	Florida State	33	5-9	0-0	0-1	6	2	8	0	2	2	2	1	10
03/20	Miami	19	5-8	0-0	2-4	1	3	4	1	0	3	1	1	12
03/22	DePaul	25	6-9	0-0	2-4	3	8	11	2	2	1	3	1	14
03/27	Stanford	30	6-10	0-0	0-0	3	4	7	2	2	2	2	1	12
03/29	Baylor	36	4-9	0-0	4-7	4	6	10	1	2	1	2	1	12
04/05	South Carolina	27	6-13	0-0	5-7	3	8	5	0	0	3	1	3	17
04/07	Connecticut	37	7-9	0-0	0-4	6	10	0	0	2	1	1	1	14
Total		921	202-310	0-0	92-152	103	180	283	86	25	75	89	39	496

2015-16

Date	Opp.	Min	FG/FA	3FG/3A	FT/FTA	O. Reb.	D. Reb.	T. Reb.	PF	Ast.	TO	BLK	STL	Pts.
11/15	Bucknell	24	9-14	0-0	3-6	2	4	0	1	0	3	2	21	
11/18	Toledo	20	2-8	0-0	1-2	2	5	7	3	0	1	5	0	5
11/21	South Dakota St	12	8-12	0-0	4-4	2	7	9	3	0	1	2	2	20
11/23	Valparaiso	14	5-9	0-0	1-2	2	5	7	1	1	0	5	0	11
12/21	Saint Joseph's	8	1-2	0-0	0-0	0	0	0	0	4	0	1	0	2
12/28	Oregon State	33	3-11	0-0	2-4	2	7	9	3	1	2	4	3	8
12/30	Georgia Tech	32	6-9	0-0	8-9	2	2	4	3	1	1	2	0	20
01/03	Pittsburgh	33	7-11	0-0	6-8	1	4	5	2	0	2	3	0	20
01/07	Virginia	29	7-9	0-0	5-7	4	5	9	1	1	1	2	0	19
01/10	North Carolina	22	4-5	0-0	3-4	3	6	9	1	1	3	5	3	11
01/14	Boston College	32	3-8	0-0	2-3	2	11	13	3	1	4	4	2	8
01/18	Tennessee	37	7-10	0-0	0-0	3	6	9	1	3	1	5	0	14
01/21	Syracuse	26	8-10	0-0	3-6	0	4	4	1	1	1	5	0	19
01/24	Virginia Tech	25	7-10	0-0	4-7	0	6	6	1	1	1	2	3	18
01/28	Georgia Tech	32	7-12	0-0	1-4	2	5	7	4	1	6	5	0	15
02/01	Duke	38	4-5	0-0	4-10	13	10	23	1	0	4	0	12	
02/04	NC State	19	6-8	0-0	2-2	1	1	2	3	1	1	2	0	14
02/07	Louisville	30	6-11	0-0	1-3	2	4	6	3	0	3	1	0	13
02/14	Miami	24	7-10	0-0	1-3	4	2	6	1	3	1	6	0	15
02/18	Wake Forest	25	6-11	0-0	7-7	4	7	11	2	0	1	3	1	19
02/22	Florida State	29	7-10	0-0	1-2	2	6	5	1	3	0	2	15	
02/25	Clemson	23	6-7	0-0	2-4	2	6	8	0	1	0	1	1	14
02/27	Boston College	28	5-10	0-0	5-9	1	7	8	0	1	2	2	15	
03/04	Duke	26	5-11	0-0	0-0	2	5	7	2	0	0	4	1	10
03/05	Miami	32	5-10	0-0	7-12	2	7	9	2	0	1	2	0	17
03/06	Syracuse	31	5-12	0-0	8-12	4	7	11	2	1	2	4	1	18
03/19	North Carolina	15	7-8	0-0	2-3	1	2	3	3	2	2	0	1	16
03/21	Indiana	33	8-17	0-0	2-2	1	7	10	3	1	3	1	0	18
03/25	Stanford	36	8-15	0-0	0-0	6	4	10	3	0	0	3	0	16
Total		783	169-285	0-0	85-133	66	146	212	63	27	41	88	24	423

2016-17

Date	Opp.	Min	FG/FA	3FG/3A	FT/FTA	O. Reb.	D. Reb.	T. Reb.	PF	Ast.	TO	BLK	STL	Pts.
11/11	Central Michigan	20	5-8	0-0	2-4	2	1	3	1	1	2	0	0	12
11/14	Fordham	28	5-10	0-0	0-2	2	6	8	1	0	3	1	1	10
11/17	Green Bay	30	5-10	0-0	4-6	3	1	4	2	3	1	2	1	14
11/20	Washington	27	3-6	0-0	4-6	4	8	12	3	0	1	1	0	10
11/22	UL-Lafayette	30	8-13	0-0	0-2	3	9	12	1	1	2	1	0	16
11/26	TCU	15	7-10	0-0	4-5	2	1	3	2	1	1	1	1	18
11/30	Iowa	31	6-11	0-0	3-5	1	3	4	3	1	3	0	1	15
12/04	Valparaiso	19	6-11	0-0	1-2	3	1	4	3	1	1	2	0	13

Date	Opp.	Min	FG/FA	3FG/3A	FT/FTA	O. Reb.	D. Reb.	T. Reb.	PF	Ast.	TO	BLK	STL	Pts.
12/07	UConn	36	7-14	0-0	2-2	8	4	12	2	3	0	2	1	16
12/10	DePaul	26	4-8	0-0	6-7	3	8	11	2	2	4	2	0	14
12/18	Toledo	30	11-13	0-0	4-7	2	6	8	1	2	3	2	1	26
12/20	Michigan St	37	7-15	0-0	5-8	2	5	7	2	1	2	5	0	19
12/27	Chattanooga	38	10-13	0-0	4-8	4	1	5	1	1	1	6	0	24
12/29	NC State	30	3-8	0-0	1-4	0	3	3	5	2	2	1	0	7
01/02	Georgia Tech	27	4-7	0-0	1-4	3	8	11	2	0	1	6	4	9
01/05	Wake Forest	27	7-12	0-0	1-2	1	5	6	1	4	1	2	0	15
01/08	Miami	35	3-4	0-0	1-2	2	8	10	4	2	4	0	1	7
01/12	Pittsburgh	23	4-7	0-0	3-3	1	5	6	2	0	0	2	3	11
01/16	Tennessee	29	5-12	0-0	0-0	4	3	7	4	0	2	3	1	10
01/19	Boston College	31	8-11	0-0	3-6	4	4	8	4	1	6	3	4	19
01/22	North Carolina	33	11-16	0-0	2-2	4	8	12	2	1	2	6	0	24
01/26	Duke	37	9-15	0-0	7-8	6	6	12	2	0	1	2	2	25
01/29	Virginia	26	4-7	0-0	1-3	4	4	8	3	1	2	3	1	9
02/02	Virginia Tech	24	6-9	0-0	1-1	1	3	4	4	0	5	2	0	13
02/06	Louisville	36	5-11	0-0	1-2	4	5	9	2	1	0	2	2	11
02/12	Georgia Tech	33	9-14	0-0	3-5	5	4	9	0	1	4	5	0	21
02/16	Clemson	19	4-4	0-0	1-4	0	4	4	4	1	2	0	0	9
02/19	Syracuse	38	13-14	0-0	5-11	4	5	9	2	1	1	3	0	31
02/23	Boston College	23	5-8	0-0	2-3	1	5	6	1	0	0	7	1	12
02/26	Florida State	33	11-15	0-0	2-3	1	5	6	0	0	1	5	0	24
03/03	Virginia	29	7-12	0-0	2-3	2	3	5	3	1	0	1	0	16
03/04	Louisville	40	8-11	0-0	0-0	1	4	5	4	1	1	0	1	16
03/05	Duke	34	6-7	0-0	6-7	2	1	3	0	0	2	3	1	18
03/17	Robert Morris	25	5-12	0-0	3-4	3	7	10	0	2	2	5	0	13
03/19	Purdue	15	5-7	0-0	0-2	1	0	1	0	2	2	0	1	10
Total		1007	226-365	0-0	85-143	93	154	247	73	38	65	86	28	537



JACKIE YOUNG - 5

Junior, Guard, 6' 0"
Hometown: Princeton, Indiana
High School: Princeton Community

Career Honors

2017-18

- Naismith Trophy Watch List
- All-ACC Honorable Mention
- ACC Player of the Week (11/27)
- Gulf Coast Showcase MVP

2016-17

- ACC All-Freshman Team (Blue Ribbon & Coaches)
- Two-time ACC Freshman of the Week (12/5 & 2/13)
- ACC Newcomer Watch List (Blue Ribbon & Coaches)

Career Highs

Points	32 (vs UConn, 3/30/18)
Rebounds	14 (at Michigan, 11/29/17)
Field Goals	10, 4x (last vs UConn, 3/30/18)
Field Goals Attempted	21, 2x (last vs Tennessee, 1/18/18)
Three-Point Field Goals	3 (vs Valparaiso, 12/4/16)
Three-Pointers Attempted	4, 3x (last vs UConn, 3/30/18)

Free-Throws	10 (vs UConn, 3/30/18)
Free-Throws Attempted	11 (vs UConn, 3/30/18)
Assists	8, 2x (last at Virginia, 2/15/18)
Steals	6 (vs Valparaiso, 12/4/16)
Blocks	4 (vs DePaul, 12/17/17)
Minutes	43 (vs UConn, 3/30/18)

Miscellaneous

Double-figure scoring games	39
20-point games	11
30-point games	1
Double-figure rebound games	7
Double-doubles	5

Sophomore Season (2017-18)

- Started all 38 games. Averaged 14.5 ppg, which ranked third on the team and 15th in the ACC. Also recorded 10 games of 20-plus points and five double-doubles, as the latter tied for the fourth most by a guard in ND history. Her 551 points were the fifth most by a sophomore at Notre Dame.
- Naismith Trophy Watch List // All-ACC Honorable Mention // ACC Player of the Week (11/27) // Gulf Coast Showcase MVP.
- During NCAA Tournament: Averaged 16.3 points on 47.9 percent shooting. Also averaged 8.3 rebounds and 3.7 assists. Averaged the second most points at the Final Four with 19.0 ppg.
- Hit the game-tying jumper with 45 seconds remaining in the national championship vs Mississippi State, knotting the score up at 58-all. Also secured the steal with three seconds left that set-up Arike's game-winning shot.
- Young's 32 points vs UConn in the National Semifinal not only marked a career high, but also tied for the 7th most points in an NCAA Final Four game. It also tied for the fourth most by an Irish player in an NCAA Tournament game. Young tied her career high made field goals (10) and set a new career best in free-throws, going 10-for-11 from the stripe. Also secured her fifth double-double after reeling in 11 rebounds.
- Shot 92.3 percent from the free-throw line (12-13) during Final Four – ranked as 4th best // Skylar holds No. 3 spot at 93.3 percent.
- Big-Game Jackie -- Irish played 16 ranked opponents and in those games Young averaged 16.6 points and 6.8 rebounds, both up from her season average. Ranks second on the team in scoring and rebounding in ranked games.
- Most Improved Irish: Produced 28 double-digit scoring games this season, more than doubling her freshman total of 11. In addition, her 14.5 ppg has doubled her scoring average from last year (7.3 ppg).
- Dished out a career high of eight assists at FSU on Jan. 28, then repeated the feat at Virginia on Feb. 15. Young averaged 4.7 assists per game in ACC play which ranked fifth. Averaged 3.7 assists overall, which ranked 11th in ACC and 2nd on team.
- Achieved a career-high eight straight games in double figures from Feb. 4 to March 3.
- Tied her career high in made field goals (10-of-13) finishing with 22 points vs Georgia Tech (2/11). Also secured a season high five steals and dished out seven assists.
- Led the team in points, rebounds, assists for the first time of her career at Boston College on Feb. 18, collecting 18 points, eight rebounds and five assists. Repeated the feat vs No. 21 NC State on Feb. 25 with 22 points, six rebounds and five assists.
- Was named the Gulf Coast Showcase MVP after averaging 19.3 ppg (team high) on 50.0 percent shooting, along with 7.7 rebounds per game. Tallied back-to-back 20+ point performances for the first time of her career after knocking down 23 points vs USF and then 22 points vs No. 3/2 South Carolina. Young also reeled in 10 rebounds vs the Gamecocks, collecting her first career double-double.
- Only player in the ACC to rank in the top-15 in eight different statistical categories.

- Young was the main catalyst for Notre Dame's 72-67 road victory at No. 18/17 Oregon State, finishing with a then career high 21 points after exploding with 17 points in the second half.
- At 6'0, Young has been dynamic on the offensive glass, as her 2.8 offensive rebounds per game ranks 11th in the league & 2nd on team. Young set a career high of seven offensive rebounds at Michigan on Nov. 29.

Freshman Season (2016-17)

- Scored three points and recorded seven rebounds in her college debut
- against Green Bay on Nov. 17
- Recorded her best game vs Valparaiso on Dec. 4 with a career high 20 points with six steals and five rebounds. She became the first Irish player to score 20 points off the bench since Arike Ogunbowale had 21 at TCU on Dec. 12, 2016
- Was named ACC Rookie of the Week on Dec. 5, following her breakthrough game versus Valparaiso – She also tallied five points and three rebounds in the team's win at Iowa on Nov. 30
- Was out of action due to an ankle injury from 12/10-12/18/16. Was named ACC Rookie of the Week on Feb. 13, following her performances versus Louisville and Georgia Tech. Young scored 16 points while collecting seven rebounds in the team's 85-66 win over the Cardinals. She then set a career high of five assists without committing a turnover in Notre Dame's 90-66 win over Georgia Tech.
- Set career highs in rebounds in back-to-back contests starting with nine rebounds at Clemson on Feb. 16, then later surpassed that amount with 12 rebounds in 24 minutes of action at Syracuse on Feb. 19
- Scored 16 points in a career-high 38 minutes in the team's overtime
- win against Purdue on March 19

High School

- Graduated from Princeton Community High School in 2016
- In four years at PCHS, the Tigers posted a 97-9 (.915) record with Young
- Finished as the leading scorer (girls' or boys' basketball) in Indiana high school history with 3,268 points
- Overall, Young averaged 30.8 points, 10.3 rebounds, 5.5 assists and 3.5 steals per game, while shooting .583 from the field, .382 from beyond the arc and .858 from the free-throw line.
- Led Princeton to 53 consecutive wins and the 2015 Indiana Class 3A state championship – Scored 36 points in state title game, setting the record for most points in a Class 3A final, as well as the most points by one player in any Indiana girls' basketball state title game since 1980
- Led her team to a 27-1 record in her senior season, ranking third in the state and ninth in the nation in scoring with 34.9 ppg. Also achieved 9.5 rebounds, 5.0 assists and 3.8 steals
- Shot .605 as a senior with a .429 mark from three-point range and an .861 free-throw percentage. All told, she compiled 20 30-point games, 10 40-point games and a season high 53 points on Nov. 20 vs. Gibson Southern
- Set the Indiana high school girls' basketball single season scoring record as a junior, recording 1,003 points – Also just the fifth player of either gender in state history to score 1,000 points in a season.
- Was ranked in the top-10 by nearly all major national recruiting services, including a No. 5 rank by Prospects Nation

Prep Awards and Honors

- 2016 Naismith National Player of the Year
- 2016 McDonald's All-American
- 2016 Indiana Gatorade Player of the Year
- 2016 IBCA Senior Supreme All-State
- 2016 IndyStar Miss Basketball
- 2015 ICBA Underclass Supreme All-State
- 4x All-State selection in Indiana
- Selected to attend the U17 USA Team trials in 2014



2018-19 NOTRE DAME WOMEN'S BASKETBALL

Overall Career Stats

Season	GP/GS	Min	FG/FA	3FG/3A	FT/FTA	O. Reb.	D. Reb.	T. Reb.	PF	Ass.	TO	BLK	STL	Pts.
16-17	33/0	707	88/190	11/29	53/66	66	86	152	77	47	48	9	27	240
17-18	38-38	1308	212-408	11-39	116-147	102	150	252	68	139	93	18	52	551
Total	71-38	2015	300-598	22-68	169-213	168	236	404	145	186	141	27	79	791

OVERALL CAREER PERCENTAGES

Season	Min.	FG	3FG	FT	Reb.	Points
16-17	21.4	.463	.379	.803	4.61	7.3
17-18	34.4	.520	.282	.789	6.6	14.5
Total	28.4	.502	.324	.793	5.7	11.1

Game By Game Stats

2016-17

Date	Opp.	Min	FG/FA	3FG/3A	FT/FTA	O. Reb.	D. Reb.	T. Reb.	PF	Ast.	TO	BLK	STL	Pts.
11/17	Green Bay	15	1-4	1-1	0-0	4	3	7	1	1	1	0	0	3
11/20	Washington	21	2-5	1-3	3-4	0	2	2	1	0	1	1	0	8
11/22	UL-Lafayette	21	5-8	1-1	2-4	1	5	6	1	4	2	1	0	13
11/26	TCU	25	5-11	0-2	2-2	3	5	4	3	3	1	0	12	
11/30	Iowa	16	2-7	0-0	1-1	1	2	3	4	0	2	0	1	5
12/04	Valparaiso	26	8-9	3-4	1-1	4	5	1	3	1	0	6	20	
12/07	UConn	30	3-4	1-1	0-0	1	3	4	0	2	1	4	7	
12/20	Michigan St	2	0-0	0-0	0-0	0	0	0	0	0	0	0	0	0
12/27	Chattanooga	16	1-4	0-0	1-2	1	2	3	1	1	1	0	0	3
12/29	NC State	10	0-1	0-0	0-0	0	1	1	3	0	1	0	0	0
01/02	Georgia Tech	23	0-2	0-0	0-0	0	1	1	3	0	0	0	1	0
01/05	Wake Forest	18	1-4	0-0	0-0	0	1	1	3	1	0	0	0	2
01/08	Miami	20	4-7	1-1	0-0	5	1	6	2	1	2	0	0	9
01/12	Pittsburgh	25	4-9	0-1	7-7	5	3	8	1	1	3	1	2	15
01/16	Tennessee	23	4-4	0-0	2-4	3	2	5	2	0	2	0	0	10
01/19	Boston College	21	0-4	0-0	4-4	0	1	1	1	1	0	0	1	4
01/22	North Carolina	21	3-8	0-1	4-4	4	8	2	0	1	0	1	0	10
01/26	Duke	13	2-4	0-0	0-0	2	0	2	3	0	1	0	0	4
01/29	Virginia	19	2-5	0-0	3-4	0	1	1	3	2	2	0	2	7
02/02	Virginia Tech	20	2-6	0-0	0-0	2	2	4	1	2	3	0	1	4
02/06	Louisville	25	6-8	0-1	4-4	4	3	7	3	1	1	0	1	16
02/12	Georgia Tech	22	1-4	0-1	0-0	1	7	8	4	5	0	1	0	2
02/16	Clemson	26	3-8	0-1	1-2	5	4	9	3	0	2	1	0	7
02/19	Syracuse	24	3-8	0-1	2-2	7	5	12	4	1	2	0	0	8
02/23	Boston College	30	5-10	0-0	1-1	5	3	8	0	2	0	1	3	11
02/26	Florida State	19	1-4	1-1	2-2	1	3	4	1	2	0	0	0	5
03/03	Virginia	20	1-3	0-0	0-0	1	2	3	4	2	5	0	2	2
03/04	Louisville	26	5-10	2-3	4-6	2	3	5	4	2	1	0	1	16
03/05	Duke	16	0-3	0-1	0-0	3	0	3	3	1	2	0	0	0
03/17	Robert Morris	23	1-6	0-1	2-3	3	6	9	3	1	4	0	0	4
03/19	Purdue	38	7-9	0-0	2-3	1	5	6	3	4	2	1	0	16
03/24	Ohio State	26	4-4	0-0	5-5	0	1	1	3	3	0	0	0	13
03/26	Stanford	27	2-7	0-2	0-1	0	4	4	3	2	0	0	1	4
Total		707	88-190	11-29	53-66	66	86	152	77	47	48	9	27	240

2017-18

Date	Opp.	Min	FG/FA	3FG/3A	FT/FTA	T. Reb.	PF	Ass.	TO	BLK	STL	Pts.
11/11	Mt St. Mary's	31	5-12	0-1	6-6	4-2-6	1	2	1	0	2	16
11/14	Western Ky	31	4-8	0-1	4-5	5-4-9	4	2	1	2	0	12
11/19	Oregon St	35	9-16	0-1	3-3	4-4-8	2	1	1	0	1	21
11/24	ETSU	27	4-8	0-1	5-5	3-3-6	2	3	3	1	1	13
11/25	USF	36	8-16	0-0	7-8	6-1-7	2	1	1	0	0	23
11/26	South Carolina	37	8-16	0-0	6-8	2-8-10	3	4	1	0	1	22
11/29	Michigan	35	6-11	0-1	6-6	7-7-14	1	2	3	2	1	18
12/3	UConn	24	1-5	0-1	0-0	2-3-5	4	4	0	0	0	2

Date	Opp.	Min	FG/FA	3FG/3A	FT/FTA	T. Reb.	PF	Ass.	TO	BLK	STL	Pts.
12/16	Mich St	28	3-6	2-3	5-6	2-5-7	1	1	3	1	1	13
12/19	Penn	29	2-3	1-1	0-2	4-1-5	0	1	3	0	2	5
12/17	DePaul	36	1-6	0-2	2-4	1-6-7	2	4	4	4	1	4
12/20	Marquette	40	5-13	0-2	0-1	2-8-10	3	3	3	1	1	10
12/28	Syracuse	37	10-16	2-4	1-2	1-4-5	2	2	2	0	1	23
12/31	Wake Forest	36	3-10	0-1	3-4	2-4-6	1	5	0	0	2	9
1/4	Miami	38	5-10	0-1	1-2	2-5-7	0	5	3	0	3	11
1/7	Georgia Tech	31	5-6	0-0	4-5	1-3-4	4	4	5	0	2	14
1/11	Louisville	40	10-21	0-1	3-4	4-3-7	1	2	2	0	1	23
1/14	Boston College	28	4-8	0-0	1-1	1-5-6	1	1	2	0	2	9
1/18	Tennessee	37	8-21	0-1	2-2	3-2-5	2	3	4	0	3	18
1/21	Clemson	31	9-15	0-1	5-5	1-5-6	0	4	2	1	3	23
1/25	Pittsburgh	27	2-4	0-0	0-0	2-3-5	1	4	1	0	2	4
1/28	Florida State	39	7-9	0-0	2-4	4-2-6	1	8	3	1	1	16
2/1	North Carolina	31	3-11	0-0	1-4	3-3-6	0	4	2	0	3	7
2/4	Duke	40	6-9	2-2	3-6	0-1-1	2	7	4	0	0	17
2/11	Georgia Tech	39	10-13	0-0	2-3	3-4-7	1	7	5	1	5	22
2/15	Virginia	39	5-11	0-1	1-1	0-2-2	0	8	3	0	1	11
2/18	Boston College	33	9-12	0-0	0-0	1-7-8	2	5	2	0	0	18
2/22	Virginia Tech	30	4-5	0-0	4-5	6-4-10	1	3	1	0	1	12
2/25	NC State	37	8-11	0-0	6-7	4-2-6	2	5	4	0	4	22
3/2	Virginia	32	4-7	1-1	4-6	1-4-5	1	5	5	1	2	13
3/3	Florida State	36	5-7	0-0	4-5	0-4-4	4	3	3	0	1	14
3/4	Louisville	31	4-9	0-0	0-0	0-2-2	2	3	5	0	0	8
3/16	CSUN	35	5-10	1-4	2-2	4-3-7	1	5	1	1	0	13
3/18	Villanova	40	8-17	0-0	8-8	5-4-9	1	4	1	1	1	24
3/24	Texas A&M	37	7-13	0-2	1-2	3-5-8	3	5	0	0	0	15
3/26	Oregon	40	3-11	0-2	2-2	4-9-13	4	6	2	0	0	8
3/30	UConn	43	10-15	2-4	10-11	5-6-11	3	0	5	1	1	32
4/1	Miss State	32	2-7	0-0	2-2	0-2-2	3	2	2	0	2	6
Total		1308	212-408	11-39	116-147	102-150-252	68	139	93	18	52	551



DANIELLE COSGROVE - 22

Freshman, Forward, 6'4"

Hometown: Holbrook, N.Y.

High School: Sachem East

Coach McGraw on Cosgrove

"Danielle brings a lot of versatility. She's a 6-4 post that can shoot three's from deep. She's a great shooter, can pass, rebound well and score inside. She's going to fit inside our offense extremely well."

High School

- Attended Sachem East High School
- Ranked 64th overall and 12th by position in 2018 class
- Accumulated 1,573 career points, second most in her school's history, and broke the record for career rebounds with 1,037.
- Just the ninth player in Sachem history, both East and North, to reach 1,000 career points
- Tallied an impressive 53 career double-doubles out of a possible 82 games.
- Tied the school record for 38 points in a single game and set a new single-game rebound record with 22

- Averaged a double-double as a senior, with 21.1 points and 11.7 rebounds. Also averaged 2.1 blocks.
- Connected on 36-of-99 (.364) from three-point range as senior, while converting 52.0 percent from inside the arc.
- Also averaged a double-double as a junior with 17.3 points and 10.7 rebounds and as a sophomore with 22.8 points and 12.7 rebounds
- Played for the Philadelphia Belles

Prep Awards and Honors

- 2018 Miss New York nominee
- 2018 McDonald's All-America nominee
- 2017 First Team All-Long Island selection
- 2016 NYSSWA Fifth-Team AA All-State
- 2016 USA U17 Team Trials
- 2015 USA U16 Team Trials



KATLYN GILBERT - 10

Freshman, Guard, 5' 10"

Hometown: Indianapolis, Ind.

High School: Heritage Christian

Coach McGraw on Gilbert

"Katlyn is a very smooth player. She reminds me of Kayla McBride. She is someone that can score, rebound, run the floor and defend. Just a gifted athlete with a promising future."

High School

- Attended Heritage Christian School in Indianapolis where she lettered four years in women's basketball.
- Averaged 18.5 points, 7.0 rebounds and 4.0 steals during her senior season.
- Became just the second women's basketball player at Heritage Christian School history to be named a McDonald's All-American
- Gilbert recorded seven points, three assists and two steals at the McDonald's All-American game
- Gilbert was 1-of-13 players named to the Indiana All-Stars team.
- Competed in the 2018 Jordan Brand Classic at the Barclays Center
- Ranked 25th overall in the Class of 2018 and sixth at the position
- Led Heritage Christian to back-to-back Class 3A State Championships in her first two seasons
- Averaged 16.8 points, 7.5 rebounds, along with 52.0 percent shooting as a junior
- Led school to the semifinals of the Class 3A State championship as a junior. Went 21-6 overall and won fifth straight regional title
- Also played for Best Choice United

Prep Award and Honors

- 2017 VISAA First Team All-State
- 2017 McDonald's All-American candidate
- 2016 First Team Class A All-State in Pennsylvania
- 2016 First Team Friends' School League All-League
- 2016 Comcast Sports Fan Base Networks Varsity Girls MVP
- 2015 Third Team Class A All-State in Pennsylvania
- Three-time All-Mainline First Team honors

- Recipient of the Jacqueline Frances O'Neill "Enthusiasm and Spirit" Award



JORDAN NIXON - 0

Freshman, Guard, 5' 8"

Hometown: New York City, N.Y.

High School: The Mary Louis Academy

Coach McGraw on Nixon

"Jordan was the final piece of the puzzle that we were missing, in the point guard position. She's going to be counted on to step in right away and lead our team. She's a very mature, intelligent, high basketball IQ player, who will look to take over the reins of running this team."

High School

- Averaged 22.0 points, 6.0 rebounds, 4.0 assists and 3.0 steals at Mary Louis Academy as a senior.
- Was ranked 56th overall and 12th by position by ESPN.
- Tallied seven points, five rebounds, five assists and three steals at the 2018 McDonald's All-American game.
- Led Mary Louis Academy to three titles - the 2017 Borough, City and State Championship, as the latter marked the school's first ever New York State Catholic School AA Championship. Nixon had 21 points and 12 rebounds in the final.
- Averaged 20.1 points, 8.0 assists and 10.0 rebounds as a junior
- Led her iEXCEL AAU team to three national titles - the Nike Chicago tournament, the Basketball on the Bayou in New Orleans and the Nike Tournament of Champions in Atlanta.

Prep Awards and Honors

- Named Miss New York by the Basketball Coaches Association of New York (BCANY), which is given out to the top high school player in the state
- 2018 All-Queens & All-New York City
- 2018 Brooklyn/Queens All-Star AA First Team selection
- 2018 Gatorade Player of the Year nomination
- 2018 All-USA Team nomination
- 2018 McDonald's All-American game
- 2017 Naismith Trophy High School Girls All-America Honorable Mention
- 2017 NYSSWA Second Team Class AA All-State



ABBY PROHASKA - 12

Freshman, Guard, 5' 10"

Hometown: Liberty Township, Ohio

High School: Lakota West

Coach McGraw on Prohaska

"Abby brings a tremendous amount of energy. She is a great team player because she is someone you can count on to take a charge, dive for loose balls and set the tone defensively. You like having her on the court because she does so many little things well. She can drive, she can pass, she can shoot, so she's just an all-around talented player."

High School

- Attended Lakota West High School
- Ranked 78th overall and the 20th best shooting guard in 2018 class
- Averaged 15.0 points, 6.2 rebounds and 4.3 steals as a senior
- Led the Firebirds to a top-10 state ranking, a Greater Miami Conference Championship and a No. 1 seed in the state tournament
- Experienced just eight losses during her four-year tenure at Lakota West
- Broke the Lakota West career assists record, surpassing the 270 mark at the District Championship
- Also a member of the 1,000-career points club
- Led the Firebirds to a 24-3 season as a junior, reaching the Division I Regional Semifinals
- As a junior - Averaged 11.4 points, 7.1 rebounds and 3.5 assists, as the latter tied the school record set back in 2006
- Broke the Lakota West single season steals record in her freshman season (100)
- Was named to the USA U18 team
- Earned a bronze medal at the FIBA U17 World Championship with the USA U17 squad in 2016

Prep Awards and Honors

- 2018 Division I First Team All-Ohio
- 2017 AP Division I All-State honoree

HEAD COACH



MUFFET MCGRAW

Head Coach

32nd Season at Notre Dame, 800–230 (.777)

37th Season Overall, 888-271 (.766)

Alma Mater: Saint Joseph's, 1977

Highlights

- Two national championships. The first came in 2001, when the Irish defeated Purdue, 68–66. The second came exactly 17 years later to the date (both on Easter Sundays), when the Irish emerged with the 61–58 victory on Arike Ogunbowale's buzzer beater over Mississippi State.
- Coach McGraw became the sixth different coach with multiple NCAA titles, joining Geno Auriemma, Pat Summitt, Linda Sharp, Tara VanDerveer and Kim Mulkey.
- A Naismith Memorial Basketball Hall of Famer (2017). Was also inducted into the Indiana Basketball Hall of Fame (2014) and the Women's Basketball Hall of Fame (2011).
- Six trips to the NCAA Division I national championship game, including five times in the past eight years (2011, 2012, 2014, 2015 and 2018). McGraw is one of just two active Division I coaches (and four all-time) with at least six appearances in the NCAA national championship game. In addition, Notre Dame is the only ACC school ever to reach back-to-back national championship games.
- Eight trips to the NCAA Women's Final Four (1997, 2001, 2011, 2012, 2013, 2014, 2015, 2018), which ranks third behind Auriemma and Summitt.
- One of five coaches (men's or women's basketball) in NCAA Division I history with 875 wins, eight Final Fours and multiple NCAA championships -- others are Summitt, Auriemma, Duke men's coach Mike Krzyzewski and the late North Carolina men's coach Dean Smith.
- Her 62 NCAA Tournament wins rank third all-time.
- Three-time consensus National Coach of the Year, sweeping the four major coaching honors (Associated Press, WBCA, Naismith Award and USBWA) in 2001, 2013 and 2014. McGraw is one-of-two NCAA Division I coaches to sweep the "Big Four" awards three times in her career.
- Was named the 2018 Associated Press, espnW and USA Today Coach of the Year, in addition to being named a Naismith Coach of the Year semifinalist.
- Seven-time conference Coach of the Year, most recently collecting her second ACC Coach of the Year trophy in 2016. McGraw has earned her seven coaching honors in five different conferences during her career (the past six awards while at Notre Dame), having also garnered accolades in the East Coast (1983 – at Lehigh), North Star (1988), Midwestern Collegiate/Horizon League (1991), BIG EAST (2001, 2013) and Atlantic Coast (2014, 2016) conferences.
- Eighth all-time among NCAA Division I coaches (fifth among active coaches) with 888 career wins.
- Coach McGraw is currently on pace to become the fourth fastest coach to 900 career wins behind Auriemma, Summitt and VanDerveer.
- Eighth all-time among Division I coaches (fifth among active coaches) with a .766 career winning percentage.
- Tied for sixth all-time among NCAA Division I coaches (fifth among active coaches) with 30, 20-win seasons, including 28 of her 31 seasons at Notre Dame, as well as 24 in the past 25 years (1993–2018). The Fighting Irish also have posted 15 25-win seasons, 10 30-win campaigns and five 35-win seasons in the past 21 years (1997–2018) under McGraw's tutelage.
- Made 25 NCAA tournament appearances, including a current string of 23 consecutive NCAA tournament berths (the fourth-longest active run of consecutive appearances and fifth-longest streak at any time in NCAA tournament history).
- 16 NCAA Sweet 16 trips, all in the past 22 seasons (1997–2018). The Fighting Irish are one of four schools to make last nine Sweet 16's (UConn, Stanford and Baylor). Irish have reached eight Elite Eights. Notre Dame and UConn are the only teams to reach the Elite Eight seven times in the past eight years.
- Won 15 conference regular-season titles, including the past seven in a row in both the BIG EAST (2012, 2013) and ACC (2014, 2015, 2016, 2017, 2018). The seven straight is the third highest active streak in the country behind Baylor (8) and Green Bay (20). Furthermore, the five straight ACC titles is one shy of the all-time mark set by Virginia from 1991–96.
- The Fighting Irish have run the conference table three times in the above mentioned span, going 16–0 in both the BIG EAST (2013) and ACC (2014, 2016), the latter being the first 16–0 records by an ACC school since 2002–03. Furthermore, Notre Dame is 106–4 now over the last seven years against conference opposition.
- Earned 10 conference tournament championships, including five in the last six seasons: BIG EAST (2013) and ACC (2014, 2015, 2016, 2017).
- Notre Dame became only the second ACC school ever to sweep the conference's regular season and tournament titles in four straight seasons (2014–17), along with Duke (2001–04).
- The Irish are an impressive 77–3 against league schools since joining the ACC for the 2013–14 season. Notre Dame is 40–0 inside Purcell Pavilion against ACC foes.
- Notre Dame is 387–58 all-time inside Purcell Pavilion under Coach McGraw, good for an .870 winning percentage. In addition, the Irish currently boast a 25-game win streak at home. The Irish have sold out Purcell Pavilion 51 times and boasts a 42–9 record in those instances, including winners of 33 of their last 37.
- Collected 158 wins over ranked opponents, including 87 over the last six years. In addition, 60 of those 158 wins have come against top-10 opponents, including 21 against top-five teams and five against No. 1-ranked squads.
- Made 351 appearances in the Associated Press Top 25 poll, including an active school-record streak of 212 consecutive weeks in the AP poll. The 212 straight weeks ranks third best. McGraw is sixth among active Division I coaches and 10th all-time in AP poll appearances (through the final regular season 2017–18 poll). Notre Dame also has spent 241 weeks all-time ranked among the top 10 teams in the nation, including each of the last 143 since 2010–11. The 143 straight ranks second.

- 20 consecutive top-20 recruiting classes from 1997-2016. Notre Dame was one of just three programs in the nation that owned an active streak of that length. Reeled in the No. 6 recruiting class in 2018.
- Defeated UConn four times in the NCAA Tournament, more than doubling the next team's total on the list. Overall, over the last 10 years, Notre Dame has defeated UConn eight times. Meanwhile, all other Division I teams have combined for six wins.
- Finished their 18-year BIG EAST tenure with the second-best winning percentage (.723-.784) in that league's history.
- Ranks first on the all-time wins list among single sport coaches in the 129-year history of Fighting Irish athletics.
- Earned a perfect 100-percent NCAA Graduation Success Rate (GSR) score from 2004-2014. In that time, Notre Dame was one of four programs in the country to record a perfect GSR and go on to play for the national title later that same season (something the Fighting Irish did in 2010-11, 2011-12, 2013-14).

McGraw's post at Notre Dame was enhanced on Feb. 16, 2015, when one of her former players, point guard Karen (Robinson) Keyes ('91) and her husband, Kevin, made a \$5 million gift to their alma mater to endow its head women's basketball coaching position, now known as the Karen and Kevin Keyes Family Head Women's Basketball Coach. It's also believed to be the largest endowment gift of its kind in NCAA women's basketball history, as well as the first endowed coaching position of any sort in Notre Dame athletics history.

"Muffet is one of the most important influences in our lives," Karen Keyes said. "We are proud to honor her, recognize her dedication to the University and continue to admire all of the successful women she has coached and developed over her entire career."

Success for McGraw also has meant coaching great players. During her illustrious career, the Notre Dame skipper has coached:

- Two National Players of the Year in Ruth Riley and Jewell Loyd. Two Frances Pomeroy Naismith award winners in Niele Ivey and Megan Duffy. Nancy Lieberman & Dawn Staley Award winner Skylar Diggins-Smith. Two National Freshman of the Year selections in Jacqueline Batteast in Loyd.
- Two different Olympians in Ruth Riley and Natalie Achonwa.
- Five different CoSIDA Academic All-Americans, including two CoSIDA Academic All-America Hall of Famers in Riley and Carol Lally.
- Nine NCAA Tournament Regional Most Outstanding Players and 11 Final Four All-Tournament Team honorees.
- 17 players that went on to the WNBA, including 14 WNBA Draft picks in the past 18 years. The Irish pro surge included the school's first four WNBA lottery picks (Devereaux Peters in 2012 to Minnesota; Diggins-Smith in 2013 to Tulsa; now the Dallas Wings; Kayla McBride in 2014 to San Antonio now Las Vegas Aces, all with the No. 3 overall choice, before Loyd became the program's first-ever No. 1 WNBA Draft pick in 2015 by Seattle), making the Fighting Irish the only program in the history of the WNBA Draft to produce top-four lottery selections in four consecutive seasons. Lastly, those players have thrived in the WNBA, producing a combined six WNBA championships.

- 20 All-Americans, including 2001 consensus National Player of the Year Ruth Riley, 2015 espnW National Player of the Year Jewell Loyd and four-time All-American (and two-time consensus first-team All-America choice) Skylar Diggins.
- 21 players who have been selected for USA or Canada Basketball National Teams, with those players going on to win a total of 41 medals, including 26 golds.
- 34 different players who have earned all-conference recognition a total of 79 times, including 27 first-team picks who have been chosen a total of 51 times.

A native of West Chester, Pennsylvania, McGraw earned her bachelor's degree in sociology from Saint Joseph's University (Pa.) in 1977. McGraw and her husband, Matt, celebrated their 41st wedding anniversary in 2018 and make their home in Granger, Indiana. They are the proud parents of 28-year-old son Murphy, a 2012 Indiana University graduate, who married Francesca Gardner in Paris (her hometown) in the spring of 2018.

2001 National Champions

To be sure, the night of April 1, 2001, is one McGraw and the Fighting Irish faithful will never forget. On that memorable Sunday evening in St. Louis, Notre Dame defeated Purdue, 68-66, as McGraw's 14th Fighting Irish team won the school's first NCAA women's basketball championship. Furthermore, McGraw's troops became the only NCAA champion to erase double-figure deficits in both of its Final Four contests.

Having coached the Fighting Irish to its best ever regular-season record at 26-1 and a (then) school-record 34 wins (the second 30-win campaign in school history), and having guided Notre Dame to its best record (34-2) and season winning percentage (.944), McGraw earned numerous national awards for her efforts. For the first time in her career, she received national coach-of-the-year honors from the WBCA, USBWA, AP and the Atlanta Tipoff Club (Naismith Award). Ruth Riley joined McGraw for the latter two honors, earning AP and Naismith player-of-the-year laurels, and she also was recognized as the nation's top student-athlete when she was named the CoSIDA Academic All-America® Team Member of the Year.

In addition, the New York Athletic Club honored McGraw with the 2001 Winged Foot Award, which is presented annually to the coach of the NCAA champion. She also was selected as the WBCA District I Coach of the Year and was voted the Big East Coach of the Year for the first time.

2018 National Champions

Seventeen years to the exact date, the Fighting Irish completed the largest comeback in NCAA championship history to defeat the No. 1-seeded Mississippi State Bulldogs (37-2) 61-58. Arike Ogunbowale hit a three with 0.1 remaining to clinch the title for the Irish.

It was the most dramatic Final Four in NCAA history, with both Final Four games going to overtime and all three being decided on the final possession. Junior guard Arike Ogunbowale delivered her "Ice Twice," nothing buzzer beaters against both UConn and Mississippi State.

The 2017-18 season was the one of Irish comebacks, as Notre Dame overcame seven double-digit deficits on the year. It was emphasized even more in the NCAA Tournament, as Notre Dame only led at the half in its First Round matchup. In fact, the Irish rallied by double-digit points in both Final Four games, including overcoming a 15-point deficit in the national title game.

Ogunbowale was named the Final Four's Most Outstanding Player, finishing with 18 points in the title game. Jessica Shepard, who was an All-Final Four Team selection, tallied a team high 19 points.

Notre Dame becomes the seventh women's basketball program to win multiple NCAA Championships. In addition, Coach McGraw defeated the three other Naismith Coach of the Year Finalists in Coach Graves of Oregon, Coach Auriemma of UConn and Coach Schaefer of Mississippi State.

Playing Career

To understand the competitive fire that has fueled much of McGraw's success, you have to go back to her playing days. A four-year starter at Saint Joseph's University in Philadelphia, she captained the 1976-77 Hawk team that finished 23-5 and was ranked third nationally. In four seasons at Saint Joseph's University, McGraw helped her team compile a 59-12 mark, while participating in the regional Eastern Association for Intercollegiate Athletics for Women (EIAW) tournament once and the national AIW tourney once. She received her bachelor's degree in sociology from Saint Joseph's University in 1977. Following graduation, she coached for two seasons at Philadelphia's Archbishop Carroll High School where she guided her teams to a 50-3 record, including a 28-0 mark during her second year. In that '78-'79 season, she led her squad to the Catholic League title and was named coach of the year for the Philadelphia Catholic League.

McGraw then played point guard for one year with the California Dreams in the Women's Professional Basketball League (WBL). She returned to her alma mater in 1980, serving as an assistant coach for two seasons under Jim Foster (now the head coach at Chattanooga).

In 1982, McGraw was named head coach at Lehigh University, leading that school to unprecedented success. Her teams were 88-41 (.683) during her five-year tenure. She was named East Coast Conference Coach of the Year following her first season with the Engineers (as they were then known) in 1982-83. Her '84-'85 and '85-'86 teams posted back-to-back 20-win seasons, finishing 20-8 and 24-4, respectively. The latter squad won the most games in women's basketball history at the school, while claiming both the ECC regular-season and tournament titles.

Her Start at Notre Dame

In her first season at Notre Dame (1987-88), McGraw took a team which finished 12-15 the previous year and guided that squad to a 20-8 mark, including the program's first-ever win over a ranked opponent (78-66 at No. 17 Duke) as she was named North Star Conference Coach of the Year. The following year, McGraw and the Fighting Irish moved into the Midwestern Collegiate Conference (MCC) — now known as the Horizon League — and set about establishing a standard of excellence in that conference that has yet to be duplicated.

In seven years as a member of the MCC, Notre Dame won five regular-season and tournament championships, including four consecutive tournament crowns from 1989-92. McGraw's teams never finished lower than second in the regular-season standings and advanced to the semifinals of the conference tournament all but once. Notre Dame wound up compiling an 87-15 (.853) record in MCC regular-season games and was 13-2 (.867) in tournament play.

While her teams' successes in the MCC were impressive, McGraw and the Fighting Irish had their sights set on bigger goals. The first of those aims was achieved on Dec. 28, 1990, when Notre Dame announced its presence on the national basketball scene with a historic 71-66 win over No. 11 Louisiana Tech in the first round of the Texaco-Hawk Classic in McGraw's hometown of Philadelphia. The next evening, the Fighting Irish upended McGraw's alma mater, Saint Joseph's (Pa.), 72-53, in the championship game, causing Hall of Fame sportswriter Mel Greenberg to note in the Philadelphia Inquirer the following day, "They were the kind of wins that get a team noticed on the national level."

Those words proved prophetic only days later when, on Dec. 31, 1990, the Fighting Irish women's basketball program earned the school's first national ranking. Notre Dame entered the AP poll at No. 25 and remained in both the AP and USA Today polls for the next nine weeks, climbing as high as 19th in the AP and 18th in the USA Today poll.

McGraw has led the Fighting Irish to all 25 of their NCAA Championship appearances, the first coming in 1992. Yet, Notre Dame's first NCAA Championship win didn't come until after it joined the Big East Conference in 1996 when, as the 12th seed in the Midwest region, the Fighting Irish stunned fifth-seeded and 15th-ranked Purdue, 73-60, in Lubbock, Texas. The success of that 1995-96 campaign and a 23-8 record earned McGraw national recognition as well, as she was named the WBCA District II Coach of the Year.

One season later, McGraw and the Fighting Irish made an even bigger national statement, going all the way to the Final Four. Notre Dame compiled the first 30-win season in the program's history, and for the first time ever, the Fighting Irish were ranked in both the AP and ESPN USA Today polls from the preseason until the end of the year. Notre Dame earned its first-ever top 10 ranking at the end of November and achieved all-time high finishes in both final polls, finishing fifth in the ESPN/USA Today rankings and 15th in the AP poll.

McGraw and the Fighting Irish got to the 1997 NCAA Women's Final Four the hard way, beating three consecutive ranked opponents on the road. In its NCAA first-round game in Austin, Texas, Notre Dame cruised to a 93-62 victory over Memphis. Its second round contest matched the Irish up with Texas. Undaunted by the hostile Longhorn crowd, Notre Dame pulled off an 86-83 upset of its 14th-ranked hosts.

Making their first-ever Sweet Sixteen appearance, the Fighting Irish erased a nine-point halftime deficit and went on to defeat eighth-ranked Alabama, 87-71 in Columbia, S.C. Notre Dame then claimed the East Regional championship and booked its first trip to the Final Four with a 62-52 win over No. 22 George Washington.

An 80-66 loss to eventual national champion Tennessee couldn't dampen what remains a defining season in the program's history and one that would set the stage for the memorable events of 2000-01 and Notre Dame's ascension into the ranks of college basketball's elite programs.

Academic Success

McGraw's teams also have been stellar in the classroom. Since she arrived at Notre Dame in 1987, every women's basketball player who completed her athletic and academic eligibility at the University has graduated. Additionally, two Fighting Irish players — Riley and Duffy — have been named CoSIDA first-team Academic All-Americans® with Riley twice earning that honor and going on to be named to the 2001 Academic All-America® Team Member of the Year (for all sports, besting such notables as Duke men's basketball player Shane Battier and Purdue football player Drew Brees, in addition to earning the NCAA Top VIII Award and an NCAA Post-Graduate Scholarship. Riley subsequently was inducted into the CoSIDA Academic All-America Hall of Fame® in 2012.

The McGraw Coaching Tree

McGraw's knack for developing talent also extends to the coaching ranks. No less than 14 of her former players and/or assistant coaches currently are serving as coaches at the college level. In addition, five of her former pupils are presently NCAA Division I head coaches: Bill Fennelly, another former aide who is piloting Iowa State; Kevin McGuff, a Notre Dame assistant for six seasons who is the head coach at Ohio State; Jonathan Tsipis, a Fighting Irish assistant for nine years who serves as head coach at Wisconsin; Coquese Washington, a 1991 Notre Dame graduate and eight-year veteran on McGraw's staff who helps Penn State, and Megan Duffy, a 2006 Notre Dame graduate now head coach at Miami, Ohio.

McGuff, Washington, and current Fighting Irish associate head coach Carol Owens comprised McGraw's assistant coaching staff on Notre Dame's 2001 NCAA national championship squad, while McGuff and Owens also were on McGraw's staff for Notre Dame's run to the 1997 NCAA Final Four (with a roster that included two of McGraw's current assistants — Beth (Morgan) Cunningham and Niele Ivey).

Looking at the current staff, who were a part of the 2018 national championship, Carol Owens, Niele Ivey and Beth Cunningham — the 2018-19 season will mark their seventh straight season together. Out of 349 NCAA Division I women's basketball programs, Notre Dame is just one of six who have been together for that long as a complete staff.

Charel Allen

Assistant Coach, Cal State Fullerton. Two-time All-American and two-time First Team All-Big East selection (2007-08); Member of 2008 NCAA Sweet 16 team.

Ashley Barlow

Assistant Coach, Wright State. Three-time All-Big EAST choice at ND (2006-10); Member of 2008 and 2010 NCAA Sweet 16 teams.

Ariel Braker

Assistant Coach/Recruiting Coordinator, Lehigh. 2013-14 Captain; Senior class produced second-most wins (138) in school history.



2018-19 COACHES AND STAFF

Beth (Morgan) Cunningham	Associate Coach, Notre Dame. Notre Dame's second all-time leading scorer and a two-time All-American (1996-97)/Ring of Honor recipient/Coach during 2018 national championship
Melissa D'Amico	Assistant Coach, Wake Forest. Member of 2008 NCAA Sweet 16 team.
Megan Duffy	Head Coach, Miami (OH). Three-time all-BIG EAST pick at ND (2002-06); Member of 2003 and 2004 NCAA Sweet 16 teams.
Bill Fennelly	Head Coach, Iowa State. Assistant Coach at Notre Dame (1987-88).
Niele Ivey	Associate Head Coach/Recruiting Coordinator, Notre Dame. Third-team All-American/starter on 2001 NCAA Championship team; Assistant Coach at ND since 2007/Ring of Honor recipient/Coach during 2018 national championship
Michaela Mabrey	Director of Recruiting, LSU. Two-time team captain; Ranked fourth all-time in career three-pointers made (576); Member of 2013, 2014 and 2015 Final Four teams.
Kevin McGuff	Head Coach, Ohio State. Assistant Coach at Notre Dame (1996-2002); Member of 2001 NCAA Championship team staff.
Carol Owens	Associate Head Coach, Notre Dame. On staff at Notre Dame (1995-2005; 2010-present); Member of 2001 & 2018 NCAA Championship teams staff.
Jonathan Tshipis	Head Coach, Wisconsin. Assistant/Associate Coach at ND (2003-12); Member of 2011 and 2012 NCAA National Finalist team staffs.
Coquese Washington	Head Coach, Penn State. Co-captain on two of McGraw's teams (1991-93); Assistant/Associate Coach at Notre Dame (1999-2007). Assistant Coach, Drake. Member of winningest senior class in ND history (2011-15) that played in four NCAA Final Fours, three finals.
Markisha Wright	

National Leadership

On a national level, McGraw is widely regarded as a champion for student-athletes. In June 2002, she accepted an invitation from U.S. Secretary of Education Rod Paige to join the Commission on Opportunity in Athletics. Created 30 years after the passage of the Title IX anti-discrimination law, the 15-member panel examined ways to strengthen enforcement and expand opportunities to ensure fairness for all college athletes. McGraw was the only women's basketball coach on the Commission, which also included former WNBA great Cynthia Cooper-Dyke, former U.S. National Soccer Team captain Julie Foudy and two-time Olympic gold medalist Donna DeVaron.

In the summer of 2004, McGraw served with the WBCA's Special Committee on Recruiting and Access, which helped create numerous proposals to the NCAA that clarified and strengthened national recruiting guidelines. McGraw's work on that committee led to her selection in 2005 as a member of the WBCA's Board of Directors, serving as the Division I Legislative Chair for that body through June 2011. Her efforts to preserve and improve the status of college athletics were recognized by the WBCA in 2009, when she was chosen to receive the prestigious Carol Eckman Award, which goes annually to an active WBCA coach who exemplifies Eckman's spirit, integrity and character through sportsmanship, commitment to the student-athlete, honesty, ethical behavior, courage and dedication to purpose.

Furthermore, in September of 2018, Coach McGraw earned the Joe Lapchick Character Award, which recognizes iconic basketball figures who have demonstrated honorable character throughout their careers, much like the legendary Coach Joe Lapchick.

In Their Words...

DICK VITALE

ESPN college basketball analyst
2008 Naismith Basketball Hall of Fame inductee

"Muffet McGraw has a great winning attitude and has a complete understanding of how to communicate her concepts to her players. She is absolutely a brilliant tactician and does everything with class. She represents the Fighting Irish and the Golden Dome in a very special way."

MIKE BREY

Notre Dame men's basketball head coach

"I have been fortunate enough to watch Muffet work up close for the past 18 years and have been simply amazed. She is an educator and the kind of person you would want your daughter to play for."

RUTH RILEY ('01)

Three-time All-American at Notre Dame
2001 National Player of the Year
Two-time WNBA Champion ('03 Finals MVP)
2004 Olympic Gold Medalist - Team USA

"My four years at Notre Dame were indeed life-shaping. From heartbreaking losses to the ultimate level of success, I learned how to handle pressure, what it takes to be a leader and how to balance my faith, family, academics and basketball. I will forever be grateful to Coach McGraw for giving me the opportunity to attend Notre Dame; for instructing me, guiding me and pushing me to achieve my academic and athletic goals; and most of all, for the continual support she shows in my life outside of Notre Dame."

JIM FOSTER

Former Chattanooga head women's basketball coach

"Year in and year out, Muffet has her team in contention for a national championship. That consistency is what every coach strives for."

MEL GREENBERG

Sportswriter, Philadelphia Inquirer (retired)
USBWA/Women's Basketball Hall of Famer
Founder of Associated Press Top 25 Poll

"Muffet McGraw has made Notre Dame a regular player on the national scene with two NCAA titles and eight total Final Four appearances. Her players, in a reflection of herself, have been class acts on the sidelines as well as in the game. Muffet is another of a number of successful women who have demonstrated it is possible to have a solid family life at home as a mom, while also devoting the hours it takes to maintain a high profile entity on the hardwood."

SKYLAR DIGGINS-SMITH

Four-time All-American and four-time WNBA All-Star

"Everyone that knows coach knows that she's going to be real with you. That honesty and competitive nature that she brings to every practice and game — I wanted to be just like her. I would have moved a mountain for her. Just an amazing coach and person. All the players who have played for Coach McGraw know that she's going to get the best out of you and push you to your limit. She inspired me to be better on and off the court."

ASSOCIATE COACHES



CAROL OWENS

Associate Head Coach
19th Season at Notre Dame
1st Season as Associate Head Coach
Alma Mater: Northern Illinois ('90)

The Owens File

Hometown	Chicago, Illinois
Education	1990–B.A. in Communications from Northern Illinois

Coaching Experience

- 2010–present: University of Notre Dame – Associate Head Coach
- 2005–10: Northern Illinois University – Head Coach
- 1995–2005: University of Notre Dame – Assistant Coach/Associate Head Coach
- 1993–95: University of Michigan – Assistant Coach

USA Basketball Coaching Experience

- 2009: FIBA U19 World Championship Team Head Coach (Gold Medal)
- 2008: FIBA U18 Americas Championship Team Head Coach (Gold Medal). USA Basketball Developmental Coach of the Year.
- 2007: FIBA U19 World Championship Team Assistant Coach (Gold Medal)
- 2006: FIBA U18 Americas Championship Team Assistant Coach (Gold Medal)

ABOUT OWENS

One of the nation's premier coaches, Carol Owens enters her 19th year on the Notre Dame women's basketball coaching staff for the 2018-19 season, and her 10th as associate head coach for the Fighting Irish, having originally been elevated to that position by head coach Muffet McGraw prior to the 2002-03 season (holding that role through the 2004-05 campaign), and then again in the summer of 2012.

Throughout her tenure at Notre Dame, Owens has focused on working with the Fighting Irish post players, while also assisting with the program's nationally-ranked recruiting efforts (Notre Dame has attracted 22 consecutive top-20 recruiting classes from 1997-2018 something only two other schools achieved).

During her 18-year combined stint at Notre Dame (first from 1995-2005, then again since 2010-11), Owens has played an important role in the Fighting Irish's rise to national prominence. As the senior member of the program's assistant coaching staff, Notre Dame has posted a 527-102 (.838), averaging over 29 victories per season in her tenure.

More notably, the Fighting Irish have won two national titles, with the first coming in 2001, followed by the second in 2018. In addition, Notre Dame has appeared in six NCAA title games and have reached the Final Four eight times (1997, 2001, 2011, 2012, 2013, 2014, 2015, 2018) – which ranks fifth most of any school.

Throughout her career at Notre Dame, Owens has had the magic touch when it comes to developing elite post players, with no fewer than six of her pupils (**Natalie Achonwa, Jacqueline Batteast, Katryna Gaither, Ruth Riley, Brianna Turner and Devereaux Peters**) earning a combined 33 All-America honors during their college careers. Four of her post proteges went on to be drafted into the WNBA – Riley, Peters and Batteast all went on to claim WNBA titles.

Owens also has consistently appeared on lists of the nation's top assistant coaches. In 2014, she was chosen as the inaugural recipient of the A Step Up Assistant Coach of the Year Award, presented by Felicia Hall Allen & Associates. In 2001, she was named one of the top five assistant coaches in the country by Women's Basketball Journal, and in 2011, Collegelsider.com named her as one of the top 15 active assistants in the nation.

PROTEGES

For current Fighting Irish posts thriving under Owens' guidance, look no further than **Brianna Turner** and **Jessica Shepard**. Turner wasted little time in emerging as one of the nation's top posts. In the 2014-15 season, the ACC Freshman of the Year led the nation with a .652 field-goal percentage (second-best in school history), becoming the first Division I freshman since 1996-97, and third rookie all-time to lead the country in that category. In addition, Turner became the first Notre Dame player to win an NCAA statistical national championship since 2000-01.

A year later, Turner was a Naismith Trophy semifinalist, ACC Defensive Player of the Year and ACC Player of the Year. Turner also was the third Fighting Irish post player to finish in the top five in the nation in field-goal percentage during the past six seasons, coinciding exactly with Owens' return to South Bend.

In her junior campaign, Turner became a three-time All-American, a three-time All-ACC selection, was a Naismith Trophy semifinalist yet again and a Wooden Award Late Season Top-20 pick. Turner is the only player to rank among the top-10 in the nation for field goal percentage in each of her first three years. Her .622 career shooting percentage ranks second in school history and fourth in ACC history. Lastly, Turner holds three of the top-six spots on Notre Dame's single season block list, and ranks second in school history in career blocked shots.

However, when Turner was sidelined for the 2017-18 season, Shepard emerged (after being cleared to play immediately after Nebraska transfer) and helped guide the Irish to the 2018 national title. In her first season at ND, Shepard was a First Team All-ACC selection and named to the All-Final Four Team after averaging 17.0 ppg in Columbus on 62.5 percent shooting – as the latter tied for the fourth best all-time in Final Four history and the best since 2009. Overall for the NCAA Tournament, Shepard nearly averaged a double-double with 19.0 points and 9.3 rebounds. Shepard tallied 15 double-doubles on the year (third most in ND history), including six in the last eight games.

Prior to her current assignments, Owens worked closely with **Natalie Achonwa**, a two-time All-American and all-conference selection at Notre Dame from 2010-14, ranking among the top 10 in program history for career rebounds (970), double-doubles (28) and field-goal percentage (.562), while also earning 1,546 career points. What's more, she had a school-record 19 double-doubles as a junior in 2012-13 and ranked third in the nation with a .611 field-goal percentage as a senior in 2013-14.

Achonwa went on to be selected in the first round (No. 9 overall) of the 2014 WNBA Draft by the Indiana Fever, for whom she made her professional debut a year later (delayed by her recovery from knee surgery). In addition, Owens helped Achonwa take her talents to the international stage and become a two-time Olympian with Canada. Achonwa was selected to the 2012 Olympic Team, becoming the second-youngest player to compete at

the London Games. Achonwa later returned with Team Canada in Rio in 2016, guiding the squad to the quarterfinal round. Previously, Achonwa has collected a gold medal with Canada at the 2015 Pan Am Games and a silver medal at the 2013 FIBA Americas Championship.

Another of Owens' success stories was two-time WBCA Coaches' honorable mention All-American and BIG EAST Defensive Player of the Year (as well as first-team all-BIG EAST selection) **Devereaux Peters**, who went on to be chosen in the first round (third overall selection) of the 2012 WNBA Draft by the Minnesota Lynx. Peters subsequently earned her first WNBA title with Minnesota in 2013.

As a fifth-year senior under Owens' tutelage in 2011-12, Peters tied longstanding school records for 15-rebound games (7) and 15-point/15-rebound games (4) in a single campaign, with both marks first set nearly 35 years earlier during the program's first varsity season (1977-78). She also amassed a career-high 12 double-doubles in 2011-12, including nine in her final 18 games. What's more, she was the first player in program annals to pile up 75 blocks, 75 steals and 75 assists in one season, and was just the second NCAA Division I player since 2001-02 to pull off that feat at the time.

After battling back from an injury-riddled start to her college career, Owens led Peters into uncharted territory in the Notre Dame women's basketball record books as the first Fighting Irish player to register 1,000 points, 500 rebounds, 200 blocks, 200 steals and 200 assists in her career. Overall, she appears in the top 10 on five of Notre Dame's career statistical lists -- blocked shots (third - 227), rebounds (sixth - 937), field-goal percentage (eighth - .550), steals (ninth - 222) and double-doubles (10th - 23).

"Carol is the best post coach in the country," McGraw said. "She's someone who understands exactly what it's like to play in the post because she did it herself. She's a great teacher of the game and really has a great feel for how to develop young players. Posts sometimes take a little longer to develop than guards, and Carol is such a patient teacher. She establishes a great relationship with our posts, they know she cares about them, and in turn, they want to work hard and do all they can to please her. She also has such a great philosophy on life and has so many great things that she can teach the players from that perspective."

Owens' reputation as one of the nation's premier post coaches emerged during her first stint at Notre Dame from 1995-2005. Her most famous pupil to date has been **Ruth Riley** ('01), who was a three-time All-America selection (1999-2001) and capped off her Fighting Irish career as the 2001 consensus national player-of-the-year. She went on to win two WNBA titles (2003 and 2006 with the Detroit Shock), as well as a gold medal with the 2004 U.S. Olympic Team, becoming one of only 10 players in women's basketball history to earn NCAA, WNBA and Olympic championships in her career.

In addition, **Katryna Gaither** ('97) was a two-time honorable mention All-America selection at Notre Dame while working with Owens, and Riley, Gaither, Peters and Kelley Siemon ('01) all were drafted into the WNBA following their Fighting Irish careers.

"Carol Owens is one of the top assistant coaches in the nation, and in my opinion, she is the best skills coach in the country when it comes to the post position," Riley said. "As a young player, I was very grateful to find a school where I knew I would develop fundamentally at my position. Coach Owens has personal experience of being an All-America post player, and she uses that knowledge to teach and mold young student-athletes. I am very grateful for the time she invested in making me the best post player I could be."

NIU

Between her lengthy coaching runs at Notre Dame, Owens spent five seasons (2005-10) as head coach at her alma mater, Northern Illinois University. During her time in DeKalb, Owens' teams showed exceptional growth, as she posted a higher career winning percentage (.449) than either of her two predecessors and became only the second coach in the program's near-half century of existence (first in close to three decades) to register double-digit victories every year she walked the sidelines at Northern Illinois.

Owens' finest season at NIU came in 2006-07, when she led the Huskies to a 19-12 record, their best mark in 14 years, and the program's first berth in the Mid-American Conference Tournament semifinals since 2001-02. Two years later in 2008-09, Owens guided Northern Illinois to a 10-6 record in MAC play and a third-place finish in the conference's West Division, logging the Huskies' best regular-season league record since 2001-02. In fact, Northern Illinois has recorded 10 MAC wins three times since joining the conference in 1997-98 (including one 10-win campaign under Owens) and peaked with third-place finishes in the MAC West Division on four occasions (twice under Owens).

Her NIU teams were successful in the classroom as well, with the Huskie women's basketball program boasting a cumulative grade-point average (GPA) of 3.0 or better every semester under Owens. What's more, all 12 seniors that completed their careers at Northern Illinois during her tenure earned their degrees.

EXPERIENCE BUILDS UP

As if that weren't enough, Owens appeared on the international coaching scene through her work with USA Basketball. In 2008 and 2009, she served as head coach of the United States U18 and U19 teams, guiding those squads to gold medals at the 2008 FIBA U18 Americas Championships in Argentina, and the 2009 FIBA U19 World Championships in Thailand. In 2008, Owens was named USA Basketball's Developmental Coach of the Year, and prior to that, she spent two summers (2006-07) as an assistant coach for Team USA, collecting two more gold medals (2006 FIBA U18 Americas; 2007 FIBA U19 Worlds) as an aide under current DePaul head coach (and U.S. Senior National Team assistant coach) Doug Bruno. Owens also coached former Notre Dame point guard Melissa Lechlitner ('10) on that 2007 USA squad that took gold at the U19 World Championships.

For many years, Owens has been an important contributor within the women's basketball coaching community. In 2008, she was selected to serve on the Board of Directors for both the Black Coaches & Administrators (BCA) and the Women's Basketball Coaches Association (WBCA), serving on the latter body's Executive Committee as the WBCA secretary before stepping down in 2011 to take a more active role on the BCA Board of Directors. Subsequently, in September 2012, Owens was chosen as BCA president for the 2012-13 academic year, helping that organization through a successful transition period that included the introduction of a new executive director.

Owens originally came to Notre Dame in 1995 following two seasons as an assistant at Michigan, where she began her coaching career after enjoying a three-year professional playing stint in Japan, Spain and Italy.

As a standout player at Northern Illinois from 1985-90 (she missed the '86-'87 season with a knee injury), Owens compiled a very impressive resume. A two-time Kodak (now WBCA) Coaches' All-District IV Team selection (1989 and 1990), Owens scored 2,102 points and averaged 18.0 points per game over four campaigns, covering 117 games. She also captained the Huskies for four seasons and, in her final collegiate campaign (1989-90), she guided Northern Illinois to the best record in school history (26-5), as the Huskies went undefeated in North Star Conference play (12-0) and earned the school's first-ever NCAA Tournament bid.

Owens finished her NIU career with 13 school records, most notably standing as Northern Illinois' all-time leader in scoring, blocked shots, free throws made, free throw attempts and field-goal percentage -- to this day, she remains the Huskies' career leader in blocks, free throws made and consecutive double-digit scoring games. In addition, she was the first player (male or female) in school history to score 2,000 points and grab 1,000 rebounds.

A native of Chicago, Owens received her bachelor of arts degree in communications from Northern Illinois in 1990. She was selected by the faculty of the College of Liberal Arts and Sciences to serve as Commencement Marshal of her graduating class and was named Northern Illinois' Outstanding Woman. In addition, Owens was the recipient of the Student Leadership Award.

In 1995, Owens was inducted into the Northern Illinois University Athletic Hall of Fame and followed up that honor with her induction into the Illinois Basketball Coaches Association (IBCA) Hall of Fame in 2001, and the Illinois High School Hall of Fame in 2014.



NIELE IVEY

Associate Head Coach and Recruiting Coordinator
12th Season at Notre Dame
4th Season as Associate Head Coach
Alma Mater: Notre Dame ('00)

The Ivey File

Hometown	St. Louis, Missouri
Education	2000--B.A. in history from Notre Dame

Coaching Experience

- 2007-present: University of Notre Dame. Assistant/Associate Head Coach/ Recruiting Coordinator (11th Season)
- 2005-07: Xavier University, Administrative Assistant (Two Seasons)

ABOUT IVEY

One of the finest point guards ever to wear the Notre Dame uniform, Niele Ivey (first name pronounced knee-L) rejoined the Fighting Irish women's basketball program as a member of head coach Muffet McGraw's staff in May 2007.

Entering her 12th season at Notre Dame in 2018-19 (she added the title of recruiting coordinator in 2012 and was promoted to associate coach in the summer of 2015), Ivey is the common link between all eight of the school's Final Four appearances (six as a coach, two as a player). The St. Louis native works closely with the development of the Fighting Irish point guards, while serving as the architect of the program's remarkable recruiting success. In addition, Ivey makes major contributions to game scouting and practice planning.

Since joining the Notre Dame coaching staff 11 years ago, Ivey has helped the Fighting Irish post a 351-51 (.873) record, including six NCAA Women's Final Four berths, five NCAA title game appearances, a 2018 national championship and 12 conference championships (seven regular season, five tournaments split between the BIG EAST and ACC).

Over the last seven years in particular, Notre Dame has ranked in the top-12 in field goal percentage (led the country in 2013-14 season), scoring offense and assists, with the 2018 championship squad ranking in the top-five in all the afore mentioned categories. In fact, the 2013-14 season was punctuated with a school-record 86.1 points per game (second in the nation), 765 assists (second in the nation) and 1.39 assist/turnover ratio (fifth in the nation).

In addition to her achievements in player development with such proteges as **All-Americans Skylar Diggins, Jewell Loyd, Lindsay Allen and Arike Ogunbowale**, Ivey has emerged as a rising star on the recruiting trail, with a sharp eye for young up-and-coming talent. In fact, she has helped Notre Dame attract top-10 incoming classes in eight of the past nine years, as the 2018 class ranked No. 7 in the nation.

What's more, Ivey has shown brilliant prowess when it comes to scouting and in-game strategy. In the past six years alone, she has been directly responsible for creating the game plans that led to victories over Duke (11 times), Tennessee (seven times), Florida State (six times), Connecticut (four times), Maryland (three times), Louisville (six times), Syracuse (five times), UCLA (three times), Baylor (twice), Texas A&M (twice) and Purdue (two times) and South Carolina, among many others. One of the now more memorable scout wins was against undefeated UConn in the 2018 National Semifinal, downing the Huskies 91-89 in OT.

All things considered, it was no surprise when Ivey was chosen as the inaugural recipient of the Women's Basketball Coaches Association (WBCA) Division I National Assistant Coach of the Year award in 2016.

PROTEGES

A former All-America point guard at Notre Dame and a five-year WNBA veteran, Ivey has brought her considerable experience to bear on the Fighting Irish floor generals, most recently on display with All-American **Arike Ogunbowale**. The now senior guard, will forever be known for her "Ice Twice" shots, knocking down back-to-back buzzer beaters over UConn and Mississippi State to lift the Irish to the 2018 national title. Ogunbowale was also an Ann Meyers Drysdale Award top-5 finalist, a Wooden Award National Ballot honoree, First Team All-ACC selection and both the Spokane Regional and Final Four MVP. Ogunbowale's 20.8 ppg scoring average set a new ND single season scoring record, while her 145 total points in the NCAA Tournament were the fifth most all-time, and the most by any Irish player. Ogunbowale also shattered the ND record for 20+ scoring games in a season with 25.

Before Ogunbowale, came **Lindsay Allen**, who was a three-time All-American and three-time Nancy Lieberman Award finalist, as the latter was an accolade Ivey herself received during her senior season at Notre Dame in 2000-01. Allen set both the school and ACC records for both single season (282 in 2016-17) and career assists (841), and ranked 22nd in NCAA history in career assists. Allen was also one of just two Notre Dame players with three 200-assist seasons and led the ACC in both assists and assist-to-turnover ratio from 2015-17. Allen was named MVP of the 2017 ACC Tournament, setting a tournament record with 33 assists, all while leading Notre Dame to its fourth straight title. All-in-all, Allen's superb Irish career led her to be drafted 14th overall by the New York Liberty in the 2017 WNBA Draft.

Along with working with Allen, Ivey helped mold **Jewell Loyd** into one of the country's top players from 2012-15. In that three-year period, Loyd developed an offensive package unlike any seen in Notre Dame history, capped in 2014-15 by her 772 points (third-most on the program's single-season charts) and 19.8 points-per-game scoring average (fourth in school history). Loyd's best performances came against Top 25 teams, in which she averaged 22.8 points, 6.5 rebounds and 3.2 assists per game, including a school record-tying 41 at DePaul, 34 against Tennessee and 31 against

Connecticut. Loyd ultimately finished fifth on Notre Dame's career scoring list with 1,909 points, while her 17.0 career points-per-game average is second-highest in school history behind current Fighting Irish associate coach Beth (Morgan) Cunningham, who averaged 18.6 ppg. from 1993-97.

Loyd was chosen as the 2015 espnW National Player of the Year, while also ending as the runner-up for the AP National Player of the Year honor and the John R. Wooden Award. As a direct result, Loyd elected to forego her senior season to enter the 2015 WNBA Draft and wound up being the first Fighting Irish player chosen No. 1 in the league's annual college draft and then later selected as the WNBA Rookie of the Year.

Most notably in Ivey's tutelage career was **Skylar Diggins**. Ivey was primarily responsible for supervising the growth of popular South Bend native, who blossomed into one of Notre Dame's legends in any sport and one of only five inductees from women's hoops into the school's prestigious athletics Ring of Honor.

Under Ivey's guidance, Diggins made a seamless transition from shooting guard to point guard during her final three seasons, emerging as one of the nation's elite players to become one of just three two-time recipients of the Lieberman Award and a two-time consensus first-team All-America and BIG EAST Player of the Year selection, all before being chosen third overall in the first round of the 2013 WNBA Draft by the Tulsa Shock (now known as the Dallas Wings). She went on to be a two-time first-team All-WNBA after earning WNBA All-Rookie Team honors a year earlier, and a four-time WNBA All-Star selection.

Thanks to Ivey's mentorship, Diggins became the first Fighting Irish player and one of only four NCAA Division I players during the 10-season period from 2001-02 to 2012-13 to register 600 points, 200 assists and 100 steals in a single campaign, pulling off that feat in each of her final two seasons (2011-12 and 2012-13). She also owns the top two single-season steals totals in school history (114 in 2012-13, 102 in 2011-12), as well as the fourth and fifth best single-season assist marks in the Notre Dame record books (225 in 2012-13, 222 in 2011-12). What's more, her 657 points in 2011-12 ranks eighth on the school's single-season chart, one spot higher than her 631 points as a senior in 2012-13. In addition, she posted the fourth-best assist-turnover ratio (2.16 in 2011-12) by a Fighting Irish player in one season.

Besides her seasonal awards, Diggins was a three-time NCAA Regional Most Outstanding Player (2010-Dayton; 2011-Raleigh; 2012-Norfolk) and was a member of the 2011 and 2012 NCAA Women's Final Four All-Tournament Teams, becoming the first Notre Dame player to be selected for either honor twice in her career. Diggins graduated in 2013 as the holder (or co-holder) of no fewer than 32 game, season or career records at Notre Dame, and ranks among the top five on an astounding 105 of the program's game, season or career charts, including school records for career points (2,357), steals (381), games started (144) and double-figure scoring games (121), just to name a few.

COACHING AND PLAYING CAREER

Ivey came back to Notre Dame following two seasons (2005-07) as an administrative assistant on the women's basketball staff at Xavier University, where she served under former Notre Dame assistant coach Kevin McGuff (now the head coach at Ohio State). During Ivey's two seasons at Xavier, she coordinated film exchange and assisted in many of the daily operations of the Musketeers' program, including travel, academics and community outreach.

"Niele is really a rising star, a rock star if you will, in the coaching profession," McGraw said. "She does so many things for us, from recruiting to working with our guards, and every year she continues to grow and develop as a coach. She's gotten more involved in adding new wrinkles to our offense and defense, and expanding her knowledge by going out and talking to other coaches about different aspects of the game."

"She's got to be known as one of the best recruiters in the country and certainly with our point guards, she does just a phenomenal job," McGraw added. "Like Beth (Cunningham), Niele is another former player from our program who went on to play professionally and now is showing our current players how to get there, and our players really respect her for that."

Ivey sat out most of her freshman season at Notre Dame (1996-97 Final Four campaign) after suffering a season-ending knee injury five games in. However, she was awarded a fifth year of eligibility in 2000-01 and made the most of it, earning third-team AP All-America honors, the first Fighting Irish point guard to be so recognized. She also was the recipient of the 2001 Frances Pomeroy Naismith Award (nation's top senior player standing 5-foot-8 or under) and was a finalist for the 2001 Lieberman Award. In addition, Ivey made the 2001 NCAA Women's Final Four All-Tournament Team after averaging 16.5 points and 5.5 steals per game as the Fighting Irish defeated Connecticut and Purdue to win their first national title.

All told, Notre Dame went 109-22 (.832) during Ivey's last four seasons, reaching the NCAA Sweet 16 three times (1998, 2000, 2001) and rolling up a (then) school-record 34 wins in 2000-01. The Fighting Irish also won a share of their first BIG EAST regular-season championship in 2000-01 and were ranked in the top 10 of either or both the Associated Press and WBCA/USA Today polls for all but two weeks during her final three campaigns. While at Notre Dame, Ivey was a three-time all-BIG EAST selection (1999-2001), collecting first-team honors in 2001, and was tapped as the BIG EAST Player of the Week five times. She also led the Fighting Irish in steals in each of her final four seasons (1997-98 to 2000-01) and was the team's assist leader in her last three years, setting school records with 95 steals in 1999-2000 (since topped by Diggins) and 247 assists in 2000-01, along with a school-standard 2.67 assist/turnover ratio the latter season.

Ivey went on to play five seasons in the WNBA, beginning with her selection by the Indiana Fever in the second round (17th overall pick) of the 2001 WNBA Draft. She spent four seasons with the Fever, helping them to the first playoff berth in franchise history in 2002. Ivey signed with the Detroit Shock as a restricted free agent in 2005, and subsequently was acquired by the Phoenix Mercury later that season.

PERSONAL

A native of St. Louis, Ivey graduated from Notre Dame's College of Arts and Letters in 2000 with a bachelor's degree in history. She and her son, Jaden (16), make their home in South Bend.



BETH CUNNINGHAM

Associate Coach
7th Season at Notre Dame
Alma Mater: Notre Dame ('97)

The Cunningham File

Hometown	Bloomington, Illinois
Education	1997 - B.A. in marketing from Notre Dame 2003 - M.Ed. in sports leadership from Virginia Commonwealth University

Coaching Experience

- 2012-present: University of Notre Dame. Associate Coach (Sixth Season).
- 2003-2012: Virginia Commonwealth University. Head Coach (Nine Seasons).

- 2001-2003: Virginia Commonwealth University. Assistant Coach/ Associate Head Coach (Two Seasons).

ABOUT CUNNINGHAM

Beth Cunningham, a former two-time All-America guard at the University of Notre Dame and the program's second all-time leading scorer, enters her seventh season as associate coach for the Fighting Irish for the 2018-19 season. Cunningham returned to her alma mater in 2012 following 11 seasons at Virginia Commonwealth University, the final nine as the Rams' head coach.

At Notre Dame, Cunningham's primary focus is working with the Fighting Irish wing players, as well as coordinating future game schedules and constructing game strategy and scouting reports. She also helps develop daily practice plans and assists with the program's nationally-ranked recruiting efforts.

"Beth was a phenomenal shooter as a player here at Notre Dame, and she has the respect of all the players that are now in our program because they know she's done exactly the same things that she's teaching them," head coach Muffet McGraw said. "She's had great success as a head coach and she's able to help me during games because she's always been a poised and level-headed kind of person and never gets too high or low emotionally."

"Beth sees the game from more of an objective view, so she's really good on the bench during timeouts with comments and suggestions we can use," McGraw added. "Understanding what the head coach is going through all the time makes her a great assistant because she helps make things easier for me in so many ways. All of us on the staff depend on her when it comes to managing the little things, the added details that come up, both on and off the court."

Cunningham has helped mold Notre Dame's perimeter offense into one of the nation's best. In four of the last five years, the Fighting Irish have ranked in the top 10 in the country in three-point percentage, finishing second in 2013-14 (.402), seventh in 2014-15 (.383) second in 2015-16 (.412) and third in 2016-17 season (.395). Furthermore, the Irish broke the program record for most made three-pointers in the 2016-17 season (217), but also have claimed the top-five spots in the record book in the past five years (190 in 2013-14; 186 in 2014-15, 207 in 2015-16 and 185 in 2017-18).

Most notably the 2018 national championship squad ranked second all-time in points (3,234) and scoring average (85.1 ppg), and fifth in field goal percentage (.502). During the Big Dance, the Irish poured in 523 total points, which ranked fourth all-time in the history of the tournament and the best in program history.

PROTEGES

Two major players on the championship squad whom Cunningham guided were **Marina Mabrey** and **Jackie Young**. Mabrey, a Second Team All-ACC selection and Spokane All-Regional Team honoree, averaged 15.8 points during the NCAA Tournament, where she also knocked down 19 three's, which marked the most of any Irish player all-time and fifth most in Division-I history. In addition, Mabrey played in 85 treys overall on the year, which marked the second most in ND history. Then, there was Young, who averaged 16.3 points on 47.9 percents shooting during the NCAA Tournament, which included her heroic 32-point career high performance vs UConn in the National Semifinal - The 32 points were the seventh most in a women's Final Four contest. Young undoubtedly was the most improved Irish, nearly tripling her double-digit scoring games from her freshman year (11) with 28.

However, Cunningham's most notable protege could arguably be 2017 Ring of Honor inductee **Kayla McBride**. Under Cunningham's steady hand, McBride became a two-time All-American, earning consensus first-team honors as a senior in 2013-14. She also was the 2014 ACC Player of the Year after averaging career highs of 17.6 points and 5.3 rebounds per game in her

final season. What's more, McBride was the 2013 BIG EAST Championship Most Outstanding Player after leading Notre Dame to its first-ever BIG EAST tournament title. McBride was dominant on the biggest stages, reflecting Cunningham's own cool demeanor from her playing days, averaging 18.7 points per game against ranked teams in her final two seasons.

McBride was a first-round selection (No. 3 overall) in the 2014 WNBA Draft by the San Antonio Stars (now Las Vegas Aces) and earned WNBA All-Rookie Team honors and posted the highest scoring season for a San Antonio rookie since the franchise relocated from Salt Lake City in 2003. In addition, McBride was San Antonio's leading scorer (22.5 ppg.) during the 2014 WNBA playoffs and went on to earn WNBA All-Star honors in 2015. She again received All-Star honors in 2018 in her first season in Las Vegas. Lastly, McBride also was named to the 2014-16 USA Basketball Senior National Team player pool and again to the 2017-20 pool.

VCU

Before returning to Notre Dame in the summer of 2012, Cunningham took the VCU women's basketball program to new heights in her 11 seasons in Richmond, Va., spending one year as an assistant coach (2001-02) and another as associate head coach (2002-03) before assuming the head coaching duties prior to the 2003-04 campaign. She is the Rams' all-time leader in women's basketball coaching wins, having successfully piloted VCU to a 167-115 (.592) record and postseason appearances in each of her final five seasons, including the program's first-ever NCAA Championship berth (an at-large selection in 2009). Under her tutelage, VCU also averaged better than 22 wins per season from 2007-08 through 2011-12, amassing three consecutive 20-win campaigns from 2008-10 (including back-to-back school-record 26-win seasons in 2007-08 and 2008-09) as part of the most successful four-year run in Rams' history.

A two-time Virginia Coach of the Year honoree by the Richmond Times-Dispatch, Cunningham coached three WNBA Draft picks and two All-Americans, as well as two Colonial Athletic Association (CAA) Players of the Year and 18 all-conference selections during her tenure at VCU. Among her more notable pupils were Quanitra Hollingsworth, a first-round selection (ninth overall) in the 2009 WNBA Draft by the Minnesota Lynx, and Courtney Hurt, a 2012 third-round selection by the Indiana Fever, who was among the nation's leaders in scoring and rebounding during her final two seasons.

PLAYING CAREER

Much like her coaching career at VCU, Cunningham was a trailblazer during her playing days at Notre Dame from 1993-97 (when she competed under her maiden name of Beth Morgan), not only helping the Fighting Irish transition from the Midwestern Collegiate Conference (now the Horizon League) into the BIG EAST Conference in 1995-96, but then leading the program to the first NCAA Women's Final Four appearance and a (then) record-setting 31-7 campaign as a senior in 1996-97. A two-time Associated Press and WBCA honorable mention All-America choice, four-time first-team all-conference selection and two-year team captain, Cunningham sparked Notre Dame to a 97-32 (.752) record in her four seasons under the Golden Dome, including a pair of MCC regular season titles and the 1994 MCC post-season crown, as well as three NCAA Championship appearances (1994, 1996, 1997).

When all was said and done, Cunningham departed as the all-time leading scorer in Fighting Irish women's basketball history with 2,322 points (now second behind Skylar Diggins), having set or tied 28 school records during her career.

Following her successful college career, Cunningham spent three seasons in the American professional basketball ranks, playing two seasons with the Richmond/Philadelphia Rage of the now-defunct American Basketball League (ABL) from 1997-98, and then one year with the WNBA's Washington Mystics in 2000 before embarking on her coaching career.

Cunningham also was a fixture in USA Basketball circles as both a player and coach, first suiting up for Team USA four times from 1996-99 (winning three medals including a gold with the 1997 USA World University Games Team) and serving as the athlete representative on the USA Basketball Women's Junior National Team Committee since 2009 after spending time in a similar role on the USA Basketball Women's Collegiate Committee from 2005-08.

PERSONAL LIFE

Cunningham graduated from Notre Dame in 1997 with a bachelor's degree in marketing from the top-ranked Mendoza College of Business. She then went on to earn her master's degree of education in sports leadership from VCU in 2003.

Originally from Bloomington, Ind., Cunningham was a standout two-sport performer at Bloomington South High School, earning all-state honors in both basketball and tennis and subsequently being inducted into the Monroe County Sports Hall of Fame in June 2011. What's more, her father, Bob Morgan, was the longtime baseball coach at Indiana University from 1984-2005, leading the Hoosiers to more than 1,000 victories during his career.

Cunningham and her husband, Dan (a former practice player for the Notre Dame women's basketball program and a 1996 graduate of Notre Dame's Mendoza College of Business), are the proud parents of a seven-year-old daughter, Margaret, five-year-old twins Carly and Danny and a two-year-old daughter, Gretchen.

STAFF

WBB ADMINISTRATOR // DIRECTOR OF BASKETBALL OPERATIONS



KATIE CAPPS

Director of Basketball Operations – Fourth Season
Sport Administrator -- First Season
Alma Mater: Western Kentucky ('02)

Katie Capps enters her fourth year on the Notre Dame women's basketball staff for the 2018-19 season, having joined the Fighting Irish program as its Director of Basketball Operations in May 2015. In October 2016, Capps took on additional responsibility as the sport administrator for the Notre Dame cheerleading team. In September of 2018, Capps again received additional duties in her elevation to the role of women's basketball administrator.

At Notre Dame, Capps is responsible for the team's business operations, management of the support staff and student managers, and coordination of team travel. She assists with on-campus recruiting and serves as the program's liaison to various departments in the athletic department and on campus. Capps is also charged with coordinating the popular Notre Dame women's basketball summer camps, and helps organize the program's numerous community engagement and student-athlete development projects.

"Katie is exceptionally talented and has been a valuable addition to our staff," McGraw said. "She has a great deal of experience with the operational side of women's basketball, and she brings energy, passion and fresh ideas to our program. I'm excited to have her on board and I think our fans will see a renewed connection with our program."

Capps came to Notre Dame following 11 seasons (2004-15) at the University of Kansas, working on the staff of then-head coach Bonnie Henrickson (now the head coach at UC Santa Barbara). Capps most recently served four seasons as the Jayhawks' Director of Basketball Operations following seven years as KU's Assistant Director of Basketball Operations and Video Coordinator.

During her tenure at Kansas, Capps was charged with coordinating team travel, business operations, community relations and directing summer camps. She also supervised the Jayhawks' annual coaches' golf tournament, served as the program's liaison with its Hardwood Booster Club and assisted with on-campus recruiting, fundraising, game day management and student-athlete development.


Capps began her career at her alma mater, Western Kentucky University, where she spent the 2003-04 season as a graduate assistant. In that role, she filled a number of administrative duties, including community liaison and booster club coordinator, while also assisting with scheduling, academic affairs, team travel and the marketing and promotion of the program's summer camps.

A native of Bloomington, Ill., Capps graduated from WKU in 2002 with her bachelor's degree in corporate and organizational communications. She also was a four-year letterwinner on the Lady Topper basketball team and helped WKU to a berth in the second round of the 2000 NCAA Championship, as well as two trips to the Women's National Invitation Tournament (WNIT).

Capps also earned her master's degree in physical education (sports studies) from Kansas in 2007. She is a member of several professional organizations, including the Women's Basketball Coaches Association (WBCA) and the National Association of Collegiate Women Athletics Administrators (NACWAA).

Formerly Katie Wulf, she is married to Eric Capps, and the couple have three sons: Charlie, and twins Harrison and Winston.

VIDEO COORDINATOR



JAMES SPINELLI

Video Coordinator — First Season
Alma Mater: Temple ('14)

STRENGTH AND CONDITIONING



MICHAEL SZEMBORSKI

Michael Szemborski is entering his second year as Notre Dame's director of strength and conditioning for Olympic sports and his first with women's basketball. In his role he is directly responsible for the oversight of all Irish sports with the exception of football, along with serving daily as the head strength and conditioning coach for the women's basketball and women's soccer teams.

Before Notre Dame, Szemborski spent 12 years working at the University of Maryland. During his time in College Park, he spent seven years as the director of strength and conditioning for Olympic sports, four years as the top assistant strength and conditioning coach for the Terrapin football team and one year as a volunteer intern.

During his time on the Maryland staff, Szemborski worked with seven national championship teams, including four with women's lacrosse. He also helped the Terrapins win a pair of bowl games and saw Maryland teams win over 20 conference championships.

Prior to coming to Maryland, Szemborski spent three years as a volunteer assistant and one year as a part-time assistant at Hampden-Sydney College in Virginia. While at Hampden-Sydney, he was in charge of coaching the Tigers' running backs and implementing the strength and conditioning program for the football team.

Szemborski has multiple national certifications, including Certified Strength and Conditioning Specialist, USA Weightlifting and Functional Movement Screen. He graduated from Bishop Ireton High School in Alexandria, Virginia, in 2002, and later received his bachelor's degree in Kinesiology from Longwood University in 2007. Szemborski currently resides in Granger, Indiana, with his wife, Brittany, and son, Leo.

SENIOR ACADEMIC COUNSELOR



TARA PILLAI

Tara Pillai is a senior academic counselor and works with women's basketball and men's and women's cross country and track and field. She joined the staff of ASSA in 2011.

A native of Florence, Kentucky, she earned a Bachelors of Arts from Notre Dame in 2010, majoring in American Studies and Computer Applications, and a Master's Degree in Academic Advising from Kansas State University in 2017. Prior to joining ASSA, Tara completed a year of AmeriCorps service with the American Red Cross.

SPECIAL EVENTS COORDINATOR



SHARLA LEWIS

Sharla Lewis enters her eighth year on the Notre Dame women's basketball staff heading into the 2018-19 season, and her sixth as special events coordinator, having been promoted to that post in 2013 following two seasons as the program's administrative assistant.

In her current role, Lewis is responsible for managing numerous special events for the program. This includes the widely-celebrated Pink Zone (Play4Kay) Game and related fundraising activities (which have generated more than \$925,000 in the past nine years), and the team's year-end awards banquet, which has attracted sellout or near-sellout crowds of approximately 1,000 attendees each of the past six years.

Lewis also manages the day-to-day functions of the Notre Dame women's basketball office, serves as a liaison with the team's fans and out-of-town guests, and assists with the planning of on-campus recruiting efforts.

Prior to arriving at Notre Dame, Lewis spent more than 15 years in the financial services industry, the final seven as an AVP with Envestnet Asset Management, an investment firm in Chicago, where she managed two of the company's operational teams. She also was charged with planning and organizing the company's first family picnic and other events.

Lewis previously served as a supervisor in the Wealth Management division at Northern Trust Bank in Chicago, and began her career in the financial industry with H&R Block Tax Services, where she spent seven years in the Quality Control division.

Originally from Chicago, Lewis began her collegiate studies at Eastern Illinois University before returning to her hometown to attend Chicago State University, where she graduated in 1999 with her bachelor's degree in business management.

Lewis and her husband, Levi, make their home in South Bend.

ATHLETIC TRAINER



ANNE MARQUEZ

Anne Marquez is in her 13th year as an assistant athletic trainer at Notre Dame, currently focusing her responsibilities on the Fighting Irish women's basketball and the cheerleading squad.

In the summer of 2012, Marquez was the Athletic Trainer for USA U18 Junior National Women's basketball team, and in the summer of 2015, she served as the athletic trainer for the USA Women's Basketball team at the Pan American Games in Toronto, Canada.

Marquez arrived at Notre Dame in October 2006 following three years as an assistant athletic trainer at Louisiana Tech, where she worked with the famed Lady Techster women's basketball program, as well as the school's football and women's soccer teams. She was also the department's insurance coordinator and taught the "Introduction to Sports Medicine" course to undergraduate student-athletic trainers.

Marquez went to Louisiana Tech after serving as a graduate assistant at Northwestern State University in Natchitoches, La., where she earned her master's degree in sports administration. While at NSU, Marquez worked with the Demon's women's basketball and football teams. The Framingham, Mass., native, who is board certified by the National Athletic Trainers Association (NATA), also served as an instructor at Northwestern State, heading CPR and first aid courses for university students.

Marquez received her bachelor's degree in sports medicine from the University of West Florida in 2001. While at UWF, she worked with the Argonauts' men's and women's cross country, women's soccer and softball teams.

ATHLETIC COMMUNICATIONS



JOSH BATES

Josh Bates joined Fighting Irish Media as associate athletics communications director in July of 2017, serving as the women's basketball and men's golf contact. Bates earned his bachelor's degree in Sport Management from the University of Illinois in 2011 before serving a one-year internship at Loyola University of New Orleans in sports information. There, Bates also volunteered for the 2012 BCS National Championship Game and Final Four.

Bates returned to Champaign and received his master's degree from Illinois in 2014, completing a two-year grad assistant appointment within the Illini's athletic communications staff. Bates served as the secondary contact for women's basketball and primary for men's tennis and women's gymnastics. Bates also hosted the 2013 NCAA Tennis Championships as the primary media contact.

Upon graduation, Bates returned to New Orleans where he accepted the position of assistant athletic communications director at Tulane, working with women's basketball and men's & women's tennis. After one NCAA Tournament and two WNIT runs from the Green Wave, Bates made the move to South Bend, Indiana.

2017-18 SEASON IN REVIEW

AT THE HELM

Karen and Kevin Keyes head coach Muffet McGraw capped her 31st season at the helm of the Irish with her second national championship and 800th win at Notre Dame (800-230). Coach McGraw also wrapped her 36th year overall coaching (888-271) as a head coach. McGraw ranks ninth all-time in career victories among Division I coaches, and is currently on pace to become the fourth fastest coach to 900 career wins.

McGraw is also just one of four coaches (men's or women's basketball) in NCAA Division I history with over 888 wins, eight Final Fours and multiple national championships. The prestigious list includes Pat Summitt, Geno Auriemma and Duke men's coach Mike Krzyzewski.

Coach McGraw now boasts eight Final Four wins, third behind Auriemma and Summitt, and the third most NCAA Tournament wins with 62. Coach McGraw also became the sixth different coach with multiple NCAA titles, joining Auriemma, Summitt, Linda Sharp, Tara VanDerveer and Kim Mulkey.

ICE...TWICE

Never before in Final Four history has the same player hit back-to-back buzzer-beating, game-winners. Arike Ogunbowale channeled her inner Mamba Mentality and sunk both UConn and Mississippi State in last-second daggers, earning the Final Four's Most Outstanding Player award. Arike averaged 22.5 points during the Final Four.

Arike's shots went viral, as the junior instantly appeared on ESPN, College Gameday, CNN, CBS, the Ellen Show and even Dancing with the Stars. Arike also landed on the cover of Sports Illustrated.

NATIONAL CHAMPS

With the 61-58 victory over the Mississippi State Bulldogs, the Fighting Irish earned its second national championship, 17 years to the exact date, with both occurring on an Easter Sunday.

Notre Dame's offense struggled in the second quarter, where they were outscored 13-3 and trailed 30-17 at the half. Later, the Irish found themselves down 40-25 at 6:41 in the third before the rally commenced. The Irish ended the third period on a 16-1 run, keeping the Bulldogs off the scoreboard for the final 4:27. Later tied at 58-all with seconds remaining in the game, Young in-bounded the ball to Arike and the rest was history.

Notre Dame executed the largest comeback in NCAA Championship history, overcoming a 15-point deficit for the title. The previous mark was held by Louisiana Tech, who overcame a 14-point deficit to defeat Auburn in the 1988 title game.

COMEBACK SPIRIT

The 2018 Irish will forever be known as a comeback team. From the Sweet 16 on, the Irish had to rally down at the half, and in three of the last four games, come back from a double-digit point deficit:

- Trained TAMU by 13 at 6:37 in 2Q
- Trained Oregon by 9 at 0:45 in 2Q
- Trained UConn by 11 at 1:46 in 2Q
- Trained MSU by 15 at 6:41 in 3Q

It marked the first time in women's Final Four history that a team overcame double-digit points in both games to win a championship.

All-in-all, the Irish were 7-1 when trailing at the half this past season, which included the greatest comeback in school history, down 23-points to No. 6 Tennessee.

Trailing 37-14 at the 7:03 mark in the second quarter vs the Lady Vols, the Irish fought back to win 84-70. The Irish ultimately outscored Tennessee 34-10 in the fourth in what was their most complete quarter of the season. The Irish shot 60 percent in the final period, including going 3-for-3 from three and 7-for-7 from the stripe, all resulting in two separate runs of 12-0 and 14-0.

The 23-point comeback surpassed the original mark of 18 set vs Duke on Nov. 26, 2011. The comeback tied for the fifth best all-time in Division I women's basketball and tied for the second largest rally over the last five years.

ARIKE REWRITING THE RECORD BOOK

All-American and the Final Four's Most Outstanding Player, Arike Ogunbowale, had a year for the ND record books. The junior set new single-season program records for most points (791), points per game (20.8) and shattered the record for 20-point scoring games with 25 - the previous mark was 20 held by Jewell Loyd and Katryna Gaither. Ogunbowale also finished second in double-figure scoring games (37), made field goals (291) and minutes played (1,305).

MARINA MAB(THREE)

Heading into Columbus, Mabrey was certainly eying one of the greatest three-point shooting performances in NCAA Tournament history, sitting on 17 made three-pointers. Despite the fact that Mabrey hit two, albeit very important, treys during the Final Four, her 19 made three's tied for the fifth most in history, finishing three shy of the all-time mark of 22 set by Kia Nurse in 2017. Mabrey's 19 three's was the best Irish performance of all-time, topping Alicia Ratay's 17 in 2001.

Mabrey's best NCAA game was a 25-point performance vs Texas A&M in which the junior converted seven treys, including five in the first half alone. The seven three's were the most by an Irish player in an NCAA Tournament game and the most overall since Alicia Ratay hit seven against Providence on Feb. 16, 2003.

Overall on the year, Mabrey knocked down 85 three-pointers, which stands as the second most for a single season in ND history. Sheila McMillen (1998-99) holds the top spot with 98. In addition, Mabrey has hit a three-pointer in 18 straight games, which ranks as the fifth most in program history.

SHEPARDING IN A DOUBLE-DOUBLE

Jessica Shepard ended the year in what could be the best stretch of her career, producing six double-doubles over the last eight games, which included a stretch of five straight. The last Irish player to achieve five consecutive double-doubles was Jacqueline Batteast, who did so from Dec. 2001-Jan. 2002. Furthermore, Shepard was one rebound away vs Oregon from setting a new program record of six straight double-doubles, recording 18 points and nine boards.

Overall, Shepard produced 15 double-doubles on the year, which ranked second in the ACC, 36th in the nation and third most in Notre Dame history. To put into perspective, Shepard totaled 25 double-doubles over two seasons at Nebraska.

Lastly, Shepard led the Irish in rebounding 22 times as her 8.1 rebounds per game ranked 7th in the ACC. Shepard's 5.0 defensive rebounds ranked 8th in the league while her 3.1 offensive rebounds ranked 5th.

BIG-GAME JACKIE

The title says it all about sophomore guard Jackie Young. The Irish played 16 ranked opponents this season and in those games Young not only outperformed her season scoring average, but also ranked second among all Irish players in those games:

Young averaged 16.6 points on 51.8 percent shooting, to go with her 6.8 rebounds and 3.5 assists against top-25 teams.

A TEAM FOR THE RECORDS BOOK

The 2017-18 version of the Irish will not only be remembered as national champs but also as one of the best offensive teams in school history. The Irish averaged 85.1 points per game, which ranked second behind the 2013-14 team's 86.1 ppg. ND's scoring offense also happened to rank third in the nation.

The Irish knocked down 1,248 field goals, taking over the top spot. Next, Notre Dame's .502 shooting percentage ranked fifth all-time at ND and third in the nation. Right in from them in second was the '13-14 squad's .506, with the '87-88 squad holding the top spot with .532.

Furthermore, the Irish became the second team ever to lead the ACC in field goal percentage five years in a row, joining Duke's eight-year run from 1999-2006.

SOS PROVEN

Not only was Notre Dame's schedule rated as the nation's toughest by virtually every metric, but the Irish played an astonishing 16 teams who received a bid to the NCAA Tourney. That also comes out to 19 games against those teams, given that they've faced Louisville, Florida State and Virginia twice.

Notre Dame is one of eight Atlantic Coast Conference clubs that made the field. That was the most in the nation and tied a league record set in both 2014 and in 2015.

The Irish finished with 13 ranked wins, including 11 of which came away from home -- both stats led the nation. In addition, the Irish earned six victories against top-10 ranked teams.

CLIMBING THE CAREER CHARTS AT ND

Heading into her senior year, Arike Ogunbowale has already cracked the top-10 all-time scoring list with 1,777 points, good for eighth place. In addition, Ogunbowale ranks fourth in career scoring average (16.2 ppg), ninth in double figure scoring games (89), sixth in 20-point games (33), fifth in 30-point games (4), ninth in made field goals (651) and fourth in career three-point shooting percentage (.412).

After one season at ND, Jessica Shepard sits seventh all-time in career field goal percentage, knocking down 56.5 percent of her shots.

Mabrey continues to climb the career charts in the three-point shooting categories. Mabrey ranks fifth in career three's (194), fifth in consecutive games with a three (18), sixth in career three-point shooting percentage (.397) and fourth in career free-throw percentage (.838).

ACC REGULAR SEASON CHAMPS

Since Notre Dame and Louisville tied atop the ACC standings at 15-1, both the Irish and Cardinals were named 2018 ACC regular season champions. For Notre Dame, it marked their fifth straight ACC regular season title and seventh straight when dating back to the final two years of the Big East. Seven straight regular season titles are the third highest active streak in the country, only behind Baylor (8) and Green Bay (20). Furthermore, five straight ACC regular season titles are one shy of the all-time mark set by Virginia from 1991-96.

2017-18 AWARDS AND HONORS

MARINA MABREY (JR., G)

- Second Team All-ACC
- Spokane All-Regional Team
- All-ACC Tournament First Team
- Naismith Trophy Watch List

ARIKE OGUNBOWALE (JR, G)

- Ann Meyers Drysdale Award top-five finalist
- WBCA All-American
- AP Second Team All-American
- USBWA Second Team All-American
- USA TODAY Second Team All-American
- espnW Second Team All-American
- Final Four Most Outstanding Player
- Spokane All-Regional Team and MVP
- Naismith Trophy Semifinalist
- Wooden Award National Ballot
- WBCA Wade Trophy Watch List
- First Team All-ACC
- All-ACC Tournament First Team
- ACC Player of the Week
- Gulf Coast Showcase All-Tournament Team

JESSICA SHEPARD (JR., F)

- All Final Four Team
- First Team All-ACC
- All-ACC Tournament Second Team
- Naismith Trophy Watch List
- Two-time ACC Player of the Week

JACKIE YOUNG (JR., G)

- Naismith Trophy Watch List
- All-ACC Honorable Mention
- ACC Player of the Week (11/27)
- Gulf Coast Showcase MVP

MUFFET MCGRAW

- USA TODAY Coach of the Year
- espnW Coach of the Year
- AP Coach of the Year
- Naismith Coach of the Year Semifinalist

2017-18 RESULTS

Overall Record: 35-3 (Home: 15-0, Away: 11-2, Neutral: 9-1); Atlantic Coast Conference Record: 15-1 (1st)
NCAA Champion • ACC Regular Season Champion

REGULAR SEASON

Date	ND NR	Opp NR	Opponent	W/L	Score	Streak	Record	ACC	ND High: Points	ND High: Reb.	ND High: Assists	Attendance
Nov. 11	6		vs. Mount St. Mary's	W	121-65	W1	1-0		Ogunbowale (21)	Shepard (11)	Thompson (8)	7,418
Nov. 14	6		at Western Kentucky	W	78-65	W2	2-0		Ogunbowale (21)	Shepard (12)	Thompson (7)	5,061
Nov. 19	6	18	at Oregon State	W	72-67	W3	3-0		Young (21)	Shepard (9)	Thompson (4)	7,570
Nov. 24	6		vs. ETSU	W	77-46	W4	4-0		Shepard (15)	Shepard (11)	Two with 3	1,207
Nov. 25	6	17	vs. South Florida	W	76-66	W5	5-0		Young (23)	Shepard (8)	Thompson (8)	1,537
Nov. 26	6	3	vs. South Carolina	W	92-85	W6	6-0		Young (22)	Young (10)	Thompson (5)	1,707
Nov. 29	3	22	at Michigan	W	83-63	W7	7-0		Ogunbowale (32)	Young (14)	Two with 3	3,100
Dec. 3	3	1	at UConn	L	80-71	L1	7-1		Mabrey (21)	Shepard (8)	Young (4)	15,564
Dec. 6	3		vs. Michigan State	W	90-59	W1	8-1		Ogunbowale (23)	Thompson (10)	Two with 4	8,091
Dec. 9	3		at Penn	W	66-54	W2	9-1		Ogunbowale (20)	Two with 8	Thompson (7)	1,647
Dec. 17	2		vs. DePaul	W	91-82	W3	10-1		Shepard (39)	Shepard (11)	Mabrey (6)	8,503
Dec. 20	2		vs. Marquette	W	91-85	W4	11-1		Ogunbowale (22)	Shepard (12)	Mabrey (6)	7,456
Dec. 28	2	RV	vs. Syracuse	W	87-72	W5	12-1	3-0	Shepard (24)	Shepard (12)	Mabrey (5)	8,288
Dec. 31	2		at Wake Forest	W	96-73	W6	13-1	2-0	Ogunbowale (25)	Westbeld (8)	Young (6)	731
Jan. 4	2	RV	vs. Miami	W	83-76	W7	14-1	3-0	Mabrey (21)	Young (7)	Mabrey (7)	7,828
Jan. 7	2	RV	at Georgia Tech	W	77-54	W8	15-1	4-0	Ogunbowale (25)	Westbeld (7)	Mabrey (5)	2,204
Jan. 11	2	3	at Louisville	L	100-67	L1	15-2	4-1	Young (23)	Young (7)	Shepard (6)	12,614
Jan. 14	2		vs Boston College	W	89-60	W1	16-2	5-1	Shepard (24)	Westbeld (9)	Mabrey (8)	8,208
Jan. 18	5	6	vs Tennessee	W	84-70	W2	17-2		Ogunbowale (27)	Ogunbowale (8)	Mabrey (7)	8,733
Jan. 21	5		vs Clemson	W	90-37	W3	18-2	6-1	Two with 23	Two with 9	Two with 5	8,479
Jan. 25	5		at Pitt	W	87-53	W4	19-2	7-1	Shepard (28)	Shepard (12)	Nelson (6)	760
Jan. 28	5	8	at Florida State	W	100-69	W5	20-2	8-1	Westbeld (21)	Westbeld (12)	Young (8)	9,498
Feb. 1	5		vs North Carolina	W	94-62	W6	21-2	9-1	Mabrey (25)	Shepard (8)	Mabrey (8)	7,617
Feb. 4	5	19	at Duke	W	72-54	W7	22-2	10-1	Mabrey (18)	Shepard (10)	Young (5)	5,724
Feb. 11	5		vs Georgia Tech	W	85-69	W8	23-2	11-1	Ogunbowale (27)	Shepard (11)	Two with 7	8,421
Feb. 15	5	RV	at Virginia	W	83-69	W9	24-2	12-1	Ogunbowale (27)	Two with 8	Young (8)	3,038
Feb. 18	5		at Boston College	W	89-55	W10	25-2	13-1	Two with 18	Three with 8	Nelson (7)	2,009
Feb. 22	5		vs Virginia Tech	W	89-59	W11	26-2	14-1	Ogunbowale (26)	Mabrey (11)	Mabrey (8)	8,053
Feb. 25	5	21	vs NC State	W	86-67	W12	27-2	15-1	Young (22)	Four with 6	Young (5)	8,786

ACC CHAMPIONSHIP

Greensboro, N.C. — Greensboro Coliseum

Date	ND Seed	Opp Seed	Opponent	W/L	Score	Streak	Record	ACC	ND High: Points	ND High: Reb.	ND High: Assists	Attendance
March 2	2	7	vs. Virginia	W	83-47	W13	28-2		Mabrey (24)	Nelson (9)	Mabrey (7)	6,058
March 3	2	3	vs. Florida State	W	90-80	W14	29-2		Mabrey (27)	Shepard (10)	Ogunbowale (5)	6,160
March 4	2	1	vs. Louisville	L	74-72	L1	29-3		Shepard (23)	Shepard (10)	Mabrey (5)	7,424

NCAA SPOKANE REGIONAL 1ST AND 2ND ROUNDS

First and Second Rounds — Notre Dame, Ind. — Purcell Pavilion

Date	ND Seed	Opp Seed	Opponent	W/L	Score	Streak	Record	ACC	ND High: Points	ND High: Reb.	ND High: Assists	Attendance
March 16	1	16	CSUN	W	99-81	W1	30-3		Ogunbowale (30)	Shepard (10)	Two with 7	4,431
March 18	1	9	Villanova	W	98-72	W2	31-3		Shepard (25)	Shepard (10)	Young (4)	4,249

NCAA SPOKANE REGIONAL

Spokane, Washington — Spokane Arena

Date	ND Seed	Opp Seed	Opponent	W/L	Score	Streak	Record	ACC	ND High: Points	ND High: Reb.	ND High: Assists	Attendance
March 24	1-seed	4-seed	vs. Texas A&M	W	90-84	W3	32-3		Ogunbowale (27)	Shepard (10)	Mabrey (9)	5,084
March 26	1-seed	2-seed	vs. Oregon	W	84-74	W4	33-3		Westbeld (20)	Young (13)	Mabrey (7)	5,226

NCAA FINAL FOUR

Columbus, Ohio — Nationwide Arena

Date	ND Seed	Opp Seed	Opponent	W/L	Score	Streak	Record	ACC	ND High: Points	ND High: Reb.	ND High: Assists	Attendance
March 30	1-seed	1-seed	vs. UConn	W	91-89 (OT)	W5	34-3		Young (32)	Two with 11	Two with 5	19,564
April 1	1-seed	1-seed	vs. Mississippi State	W	61-58	W6	35-3		Shepard (19)	Westbeld (9)	Three with 2	19,599



2017-18 YEAR IN REVIEW

2017-18 STATISTICS: ALL GAMES

Overall record: 35-3 Conf: 15-1 Home: 15-0 Away: 11-2 Neutral: 9-1

#	Player	Total					3-Point		F-Throw		Rebounds											
		gp-gs	min	avg	fg-fga	fg%	3fg-fga	3fg%	ft-fa	ft%	off	def	tot	avg	pf	dq	a	to	blk	stl	pts	avg
24	Arike Ogunbowale	38-38	1305	34.3	291-657	.443	65-170	.382	144-181	.796	44	160	204	5.4	57	0	105	55	2	55	791	20.8
23	Jessica Shepard	38-37	1112	29.3	244-432	.565	0-2	.000	106-156	.679	117	191	308	8.1	73	0	93	84	28	31	594	15.6
05	Jackie Young	38-38	1308	34.4	212-408	.520	11-39	.282	116-147	.789	102	150	252	6.6	68	0	139	93	18	52	551	14.5
03	Marina Mabrey	38-38	1303	34.3	193-421	.458	85-218	.390	78-91	.857	33	135	168	4.4	69	0	168	115	11	79	549	14.4
30	Mikayla Vaughn	6-0	79	13.2	23-37	.622	0-0	.000	2-6	.333	14	12	26	4.3	11	0	4	8	7	3	48	8.0
33	Kathryn Westbeld	37-31	973	26.3	116-196	.592	8-26	.308	44-55	.800	70	136	206	5.6	58	0	73	47	11	34	284	7.7
01	Lili Thompson	14-6	379	27.1	28-77	.364	9-23	.391	17-21	.810	7	42	49	3.5	29	0	64	33	7	22	82	5.9
21	Kristina Nelson	37-2	586	15.8	85-137	.620	0-0	.000	23-29	.793	37	81	118	3.2	84	1	57	58	26	22	193	5.2
32	Danielle Patterson	33-0	411	12.5	38-78	.487	0-0	.000	19-38	.500	27	37	64	1.9	15	0	8	21	8	8	95	2.9
02	Kaitlin Cole	23-0	120	5.2	11-28	.393	6-17	.353	1-3	.333	5	11	16	0.7	11	0	2	8	3	6	29	1.3
40	Maureen Butler	20-0	47	2.4	6-9	.667	0-0	.000	3-4	.750	0	9	9	0.5	6	0	0	1	0	0	15	0.8
20	Nicole Benz	13-0	27	2.1	1-7	.143	1-7	.143	0-0	.000	3	6	9	0.7	1	0	0	1	0	0	3	0.2
Team																						
Total.....		38	7650		1248-2487	.502	185-502	.369	553-731	.756	532	1055	1587	41.8	482	1	713	529	121	312	3234	85.1
Opponents.....		38	7650		980-2452	.400	267-775	.345	348-500	.696	478	798	1276	33.6	636	-	526	595	139	274	2575	67.8

2017-18 ACC CONFERENCE GAMES

RECORD:	OVERALL	HOME	AWAY	NEUTRAL
ALL GAMES	15-1	8-0	7-1	0-0
CONFERENCE	15-1	8-0	7-1	0-0
NON-CONFERENCE	0-0	0-0	0-0	0-0

		Total					3-Point			F-Throw			Rebounds									
#	Player	gp-gs	min	avg	fg-fga	fg%	3fg-fga	3fg%	ft-fa	ft%	off	def	tot	avg	pf	dq	a	to	blk	stl	pts	avg
24	Arike Ogunbowale	16-16	531	33.2	115-258	.446	27-70	.386	56-69	.812	18	60	78	4.9	21	0	42	21	0	33	313	19.6
05	Jackie Young	16-16	556	34.8	100-171	.585	4-11	.364	37-53	.698	35	57	92	5.8	19	0	75	41	9	31	241	15.1
23	Jessica Shepard	16-15	415	25.9	96-176	.545	0-0	.000	45-67	.672	41	78	119	7.4	32	0	39	44	9	12	237	14.8
03	Marina Mabrey	16-16	535	33.4	85-172	.494	36-87	.414	26-27	.963	9	62	71	4.4	29	0	77	57	5	42	232	14.5
33	Kathryn Westbeld	16-16	464	29.0	60-100	.600	7-17	.412	28-36	.778	35	63	98	6.1	25	0	34	24	8	20	155	9.7
21	Kristina Nelson	16-1	298	18.6	47-76	.618	0-0	.000	19-22	.864	23	46	69	4.3	45	1	38	27	11	13	113	7.1
32	Danielle Patterson	16-0	249	15.6	22-48	.458	0-0	.000	10-20	.500	17	20	37	2.3	10	0	5	9	2	4	54	3.4
01	Lili Thompson	2-0	42	21.0	1-7	.143	0-1	.000	2-2	1.000	0	8	8	4.0	2	0	6	0	0	4	4	2.0
02	Kaitlin Cole	14-0	62	4.4	5-14	.357	3-10	.300	1-3	.333	3	5	8	0.6	4	0	1	4	2	2	14	1.0
40	Maureen Butler	12-0	27	2.3	3-6	.500	0-0	.000	2-2	1.000	0	5	5	0.4	4	0	0	1	0	0	8	0.7
20	Nicole Benz	10-0	21	2.1	1-5	.200	1-5	.200	0-0	.000	2	4	6	0.6	0	0	0	1	0	0	3	0.3
Team											24	27	51				2					
Total.....		16	3200		535-1033	.518	78-201	.388	226-301	.751	207	435	642	40.1	191	1	317	231	40	161	1374	85.9
Opponents.....		16	3200		387-1002	.386	112-322	.348	143-207	.691	208	330	538	33.6	252	-	204	292	56	121	1029	64.3

2017-18 NCAA CHAMPIONSHIP GAMES

RECORD:	OVERALL	HOME	AWAY	NEUTRAL
ALL GAMES	6-0	2-0	0-0	4-0
CONFERENCE	0-0	0-0	0-0	0-0
NON-CONFERENCE	6-0	2-0	0-0	4-0

		Total					3-Point		F-Throw	Rebounds												
#	Player	gp-gs	min	avg	fg-fga	fg%	3fg-fga	3fg%	ft-fa	ft%	off	def	tot	avg	pf	dq	a	to	blk	stl	pts	avg
24	Arike Ogunbowale	6-6	234	39.0	51-123	.415	10-24	.417	33-38	.868	6	25	31	5.2	9	0	17	7	0	4	145	24.2
23	Jessica Shepard	6-6	217	36.2	50-86	.581	0-1	.000	14-21	.667	24	32	56	9.3	10	0	21	8	3	6	114	19.0
05	Jackie Young	6-6	227	37.8	35-73	.479	3-12	.250	25-27	.926	21	29	50	8.3	15	0	22	11	3	4	98	16.3
03	Marina Mabrey	6-6	234	39.0	32-64	.500	19-38	.500	12-15	.800	3	18	21	3.5	7	0	31	20	0	16	95	15.8
33	Kathryn Westbeld	6-5	153	25.5	17-34	.500	0-3	.000	6-6	1.000	9	26	35	5.8	15	0	14	6	2	4	40	6.7
21	Kristina Nelson	6-1	89	14.8	9-15	.600	0-0	.000	1-2	.500	5	10	15	2.5	15	0	4	6	4	1	19	3.2
02	Kaitlin Cole	2-0	24	12.0	2-4	.500	1-1	1.000	0-0	.000	2	2	4	2.0	5	0	0	2	0	2	5	2.5
32	Danielle Patterson	3-0	41	13.7	3-5	.600	0-0	.000	1-2	.500	3	1	4	1.3	0	0	1	4	1	2	7	2.3
20	Nicole Benz	2-0	4	2.0	0-2	.000	0-2	.000	0-0	.000	1	1	2	1.0	1	0	0	0	0	0	0	0.0
40	Maureen Butler	2-0	2	1.0	0-0	.000	0-0	.000	0-0	.000	0	0	0	0.0	0	0	0	0	0	0	0	0.0
Team											13	17	30					2				
Total.....		6	1225		199-406	.490	33-81	.407	92-111	.829	87	161	248	41.3	77	0	110	66	13	39	523	87.2
Opponents.....		6	1225		181-392	.462	43-110	.391	53-85	.624	66	129	195	32.5	106	-	88	72	26	35	458	76.3

Notre Dame - TEAM GAME HIGHS

POINTS	121	MOUNT (11/11/17)
	100	at Florida State (01/28/18)
	99	CSUN (3/16/18)
	98	VILLANOVA (3/18/18)
	96	at Wake Forest (12/31/17)
FIELD GOALS MADE	45	MOUNT (11/11/17)
	42	at Florida State (01/28/18)
FIELD GOAL ATTEMPTS	78	BOSTON COLLEGE (1/14/18)
	77	MOUNT (11/11/17)
FIELD GOAL PERCENTAGE	.623 (33-53)	at Georgia Tech (1/7/18)
	.617 (37-60)	CLEMSON (1/21/18)
3 PT FIELD GOALS MADE	10	vs #4 Texas A&M (3/24/18)
	9	CSUN (3/16/18)
	9	at #19/19 Duke (2-4-18)
3 PT FG ATTEMPTS	24	at UConn (12/03/17)
	22	MARQUETTE (12/20/17)
	22	at WKU (11/14/17)
3 PT FG PERCENTAGE	.615 (8-13)	vs Virginia (03/02/18)
	.556 (10-18)	vs #4 Texas A&M (3/24/18)
	.556 (5-9)	vs South Carolina (11/26/17)
FREE THROWS MADE	28	MICHIGAN STATE (12/6/17)
	25	MOUNT (11/11/17)
FREE THROW ATTEMPTS	37	MOUNT (11/11/17)
	35	MICHIGAN STATE (12/6/17)
FREE THROW PERCENTAGE	1.000 (12-12)	TENNESSEE (1/18/18)
	1.000 (7-7)	vs LOUISVILLE (03/04/18)
REBOUNDS	60	vs ETSU (11/24/17)
	54	BOSTON COLLEGE (1/14/18)
ASSISTS	28	CSUN (3/16/18)
	28	NORTH CAROLINA (2/1/18)
STEALS	17	CLEMSON (1/21/18)
	16	NORTH CAROLINA (2/1/18)
BLOCKED SHOTS	13	DEPAUL (12/17/17)
	10	MOUNT (11/11/17)
TURNOVERS	24	vs ETSU (11/24/17)
	22	at Penn (12/09/17)
FOULS	20	at WKU (11/14/17)
	18	vs South Carolina (11/26/17)



Notre Dame - GAME LOWS

POINTS	61	vs Mississippi State (04/01/18)
	66	at Penn (12/09/17)
	67	at LOUISVILLE (1/11/18)
	71	at UConn (12/03/17)
	72	at Oregon State (11/19/17)
	72	at #19/19 Duke (2-4-18)
	72	vs LOUISVILLE (03/04/18)
FIELD GOALS MADE	22	vs Mississippi State (04/01/18)
	25	at #19/19 Duke (2-4-18)
FIELD GOAL ATTEMPTS	50	at #19/19 Duke (2-4-18)
	52	at Penn (12/09/17)
	52	vs Mississippi State (04/01/18)
FIELD GOAL PERCENTAGE	.378 (28-74)	at UConn (12/03/17)
	.417 (30-72)	at Oregon State (11/19/17)
3 PT FIELD GOALS MADE	1	vs ETSU (11/24/17)
	1	at Boston College (2/18/18)
3 PT FG ATTEMPTS	4	at Oregon State (11/19/17)
	4	at Boston College (2/18/18)
3 PT FG PERCENTAGE	.067 (1-15)	vs ETSU (11/24/17)
	.182 (2-11)	BOSTON COLLEGE (1/14/18)
	.182 (4-22)	at WKU (11/14/17)
	.182 (4-22)	MARQUETTE (12/20/17)
FREE THROWS MADE	6	vs #4 Texas A&M (3/24/18)
	7	vs LOUISVILLE (03/04/18)
FREE THROW ATTEMPTS	7	vs LOUISVILLE (03/04/18)
	8	vs #4 Texas A&M (3/24/18)
FREE THROW PERCENTAGE	.522 (12-23)	NORTH CAROLINA (2/1/18)
	.524 (11-21)	vs Virginia (03/02/18)
REBOUNDS	25	at LOUISVILLE (1/11/18)
	27	TENNESSEE (1/18/18)
ASSISTS	8	at Oregon State (11/19/17)
	8	vs Mississippi State (04/01/18)
STEALS	2	vs LOUISVILLE (03/04/18)
	2	vs #2 Oregon (3/26/18)
BLOCKED SHOTS	0	SYRACUSE (12/28/17)
	0	BOSTON COLLEGE (1/14/18)
TURNOVERS	6	at Boston College (2/18/18)
	7	at Oregon State (11/19/17)
	7	VILLANOVA (3/18/18)
FOULS	5	vs Virginia (03/02/18)
	6	BOSTON COLLEGE (1/14/18)

Opponent - GAME HIGHS

POINTS	100	at LOUISVILLE (1/11/18)
	89	vs UConn (03/30/18)
	85	MARQUETTE (12/20/17)
	85	vs South Carolina (11/26/17)
	84	vs #4 Texas A&M (3/24/18)
FIELD GOALS MADE	41	at LOUISVILLE (1/11/18)
	38	vs UConn (03/30/18)
FIELD GOAL ATTEMPTS	84	MARQUETTE (12/20/17)
	84	DEPAUL (12/17/17)
FIELD GOAL PERCENTAGE	.651 (41-63)	at LOUISVILLE (1/11/18)
	.569 (29-51)	TENNESSEE (1/18/18)
3 PT FIELD GOALS MADE	13	BOSTON COLLEGE (1/14/18)
	13	DEPAUL (12/17/17)
3 PT FG ATTEMPTS	36	DEPAUL (12/17/17)
	35	at Pitt (01/25/18)
3 PT FG PERCENTAGE	.647 (11-17)	at LOUISVILLE (1/11/18)
	.500 (10-20)	VILLANOVA (3/18/18)
FREE THROWS MADE	19	at Georgia Tech (1/7/18)
	18	at WKU (11/14/17)
FREE THROW ATTEMPTS	28	at Georgia Tech (1/7/18)
	21	VILLANOVA (3/18/18)
	21	at Virginia (02/15/18)
	21	vs South Carolina (11/26/17)
	21	vs ETSU (11/24/17)
FREE THROW PERCENTAGE	1.000 (7-7)	vs Virginia (03/02/18)
	1.000 (5-5)	DEPAUL (12/17/17)
	1.000 (3-3)	at Penn (12/09/17)
REBOUNDS	44	MARQUETTE (12/20/17)
	44	at WKU (11/14/17)
ASSISTS	25	at LOUISVILLE (1/11/18)
	23	CSUN (3/16/18)
STEALS	13	at Georgia Tech (1/7/18)
	12	at Penn (12/09/17)
	12	vs ETSU (11/24/17)
BLOCKED SHOTS	7	CSUN (3/16/18)
	7	at LOUISVILLE (1/11/18)
TURNOVERS	28	TENNESSEE (1/18/18)
	26	MOUNT (11/11/17)
FOULS	28	MOUNT (11/11/17)
	25	MICHIGAN STATE (12/6/17)



Opponent - GAME LOWS

POINTS	37	CLEMSON (1/21/18)
	46	vs ETSU (11/24/17)
	47	vs Virginia (03/02/18)
	53	at Pitt (01/25/18)
	54	at Penn (12/09/17)
	54	at Georgia Tech (1/7/18)
	54	at #19/19 Duke (2-4-18)
FIELD GOALS MADE	15	CLEMSON (1/21/18)
	16	vs ETSU (11/24/17)
	16	at Georgia Tech (1/7/18)
FIELD GOAL ATTEMPTS	50	BOSTON COLLEGE (1/14/18)
	51	TENNESSEE (1/18/18)
FIELD GOAL PERCENTAGE	.246 (17-69)	vs Virginia (03/02/18)
	.259 (15-58)	CLEMSON (1/21/18)
3 PT FIELD GOALS MADE	2	vs ETSU (11/24/17)
	2	CLEMSON (1/21/18)
3 PT FG ATTEMPTS	7	CLEMSON (1/21/18)
	10	at Georgia Tech (1/7/18)
3 PT FG PERCENTAGE	.095 (2-21)	vs ETSU (11/24/17)
	.158 (3-19)	at WKU (11/14/17)
FREE THROWS MADE	2	CSUN (3/16/18)
	3	at Penn (12/09/17)
FREE THROW ATTEMPTS	3	at Penn (12/09/17)
	3	CSUN (3/16/18)
FREE THROW PERCENTAGE	.467 (7-15)	TENNESSEE (1/18/18)
	.500 (6-12)	vs USF (11/25/17)
REBOUNDS	19	VILLANOVA (3/18/18)
	22	BOSTON COLLEGE (1/14/18)
ASSISTS	5	vs ETSU (11/24/17)
	6	at WKU (11/14/17)
	6	at Georgia Tech (1/7/18)
STEALS	2	at Oregon State (11/19/17)
	2	at Boston College (2/18/18)
BLOCKED SHOTS	1	MARQUETTE (12/20/17)
	1	VIRGINIA TECH (2/22/18)
TURNOVERS	5	vs #2 Oregon (3/26/18)
	6	vs LOUISVILLE (03/04/18)
FOULS	10	at Michigan (11/29/17)
	10	at Virginia (02/15/18)

STATISTICS

LEADING SCORER

Arike Ogunbowale	16 (40)
Jess Shepard	9 (9)
Jackie Young	7 (8)
Marina Mabrey	6 (24)
Kathryn Westbeld	2 (4)

LEADING REBOUNDER

Jess Shepard	22 (22)
Jackie Young	8 (13)
Kathryn Westbeld	8 (34)
Kristina Nelson	6 (6)
Arike Ogunbowale	3 (14)
Marina Mabrey	2 (2)
Lili Thompson	1 (1)

LEADER IN ASSISTS

Marina Mabrey	19 (23)
Jackie Young	10 (11)
Lili Thompson	7 (7)
Arike Ogunbowale	4 (4)
Jess Shepard	5 (5)
Kathryn Westbeld	2 (5)
Kristina Nelson	2 (3)

GAMES STARTED

Marina Mabrey	38 (76)
Arike Ogunbowale	38 (74)
Jackie Young	38 (38)
Jess Shepard	37 (37)
Kathryn Westbeld	31 (91)
Lili Thompson	6 (6)
Kristina Nelson	2 (2)

20-POINT SCORING GAMES

Opponents	22
Notre Dame	54
Arike Ogunbowale	25 (33)
Marina Mabrey	11 (22)
Jackie Young	10 (11)
Jessica Shepard	7 (37)
Kathryn Westbeld	2 (2)

30-POINT SCORING GAMES

Opponents	5
Notre Dame	3
Arike Ogunbowale	1 (3)
Jessica Shepard	1 (4)
Jackie Young	1 (1)

JUMP BALLS CONTROLLED

Opponents	19
Notre Dame	19
Jess Shepard	3-4
Jackie Young	16-34

FIRST SCORE

Opponents	15
Notre Dame	23
Arike Ogunbowale	8
Jess Shepard	8
Jackie Young	3
Marina Mabrey	2
Kathryn Westbeld	2

RUNS OF 10 OR BETTER

Opponents	10
Notre Dame	37

LARGEST HALFTIME LEAD

31 vs Michigan State, 12/6/17

LARGEST HALFTIME DEFICIT

28 at Louisville, 1/11/18

LAARGEST LEAD

56 vs Mount St. Mary's, 11/11/17

LARGEST DEFICIT

44 at Louisville, 1/11/18 (7:32, 4Q)

LARGEST DEFICIT OVERCOME TO WIN

23 vs Tennessee (37-14 at 7:03 in 2Q), 1/18/18 -- Program Record

LARGEST LEAD GIVEN OUT IN LOSS

12 at UConn (42-30 at 1:15 in 2Q), 12/3/17 (@ Hartford, Conn.)

LARGEST WIN

56 vs Mount Saint Mary's, 11/11/18

LARGEST DEFEAT

33 at Louisville, 1/11/18

MOST CONSECUTIVE POINTS

16 vs Michigan State, 12/6/17

MOST CONSECUTIVE POINTS (OPPONENT)

14, UConn, 3/30/18 (Columbus, Ohio)

LONGEST WINNING STREAK

14 (Jan. 14-March 3)

LONGEST LOSING STREAK

1 (Three times)

LARGEST HOME CROWD

8,733 vs. Tennessee., 1/18/18

LARGEST ROAD CROWD

15,564 at UConn, 12/3/17

LARGEST NEUTRAL SITE CROWD

19,599 vs Mississippi State in Columbus, Ohio, 4/1/18

DOUBLE-FIGURE POINTS

Player	2017-18	Career
Arike Ogunbowale	37	89
Jess Shepard	32	83
Marina Mabrey	29	74
Jackie Young	28	39
Kathryn Westbeld	11	45
Kristina Nelson	5	8
Lili Thompson	3	74
Danielle Patterson	2	2
Mikayla Vaughn	1	1



DOUBLE-FIG. REBOUNDS

Player	2016-17	Career
Jess Shepard	15	40
Jackie Young	6	7
Kathryn Westbeld	2	9
Arike Ogunbowale	1	4
Lili Thompson	1	1
Marina Mabrey	1	1

5-5-5 GAMES

(aka "Stat Sheet Stuffers")

Player	2016-17	Career
Marina Mabrey	10	13
Jackie Young	10	11
Arike Ogunbowale	6	7
Jess Shepard	6	6
Kat Westbeld	1	3
Kristina Nelson	1	2

Note: At least 5 in three of five statistical categories (points, rebounds, assists, steals or blocks)

DOUBLE-DOUBLES

Player	2016-17	Career
Jess Shepard	15	40
Jackie Young	5	5
Kathryn Westbeld	2	6
Arike Ogunbowale	1	4
Marina Mabrey	1	1
Lili Thompson	1	1

SEASON POINT TOTALS

Date	Opp.	Paint	OffT0	2ndCh	FBreak	Bench
11/11	Mount	68/24	42/6	25/9	12/0	38/23
11/14	@ WKU	50/32	16/13	25/21	12/6	17/5
11/19	@ Oregon St	48/26	10/12	22/17	6/3	12/14
11/24	ETSU	46/24	25/15	21/8	8/8	21/16
11/25	USF	48/22	11/13	22/5	2/14	10/2
11/26	South Carolina	58/42	20/13	19/13	8/10	19/10
11/29	@ Michigan	36/28	12/11	11/6	10/4	10/6
12/3	@ UConn	36/32	13/14	10/12	10/4	15/20
12/6	MSU	34/20	22/13	14/6	8/0	25/47
12/9	@ Penn	40/18	16/14	9/14	14/5	9/14
12/17	DePaul	54/28	11/15	8/16	10/6	4/32
12/20	Marquette	50/44	16/8	19/18	8/6	14/12
12/28	Syracuse	48/28	22/13	7/15	0/2	3/11
12/31	@ Wake	46/42	14/13	15/13	13/13	22/24
1/4	Miami	42/48	16/17	12/10	10/12	9/10
1/7	@ GT	56/22	31/23	8/5	12/13	14/27
1/11	@ Louisville	38/40	15/26	15/13	8/10	4/7
1/14	BC	58/12	20/14	26/0	12/0	21/17
1/18	Tennessee	46/34	28/15	19/9	6/10	2/2
1/21	Clemson	58/14	26/4	9/9	8/2	11/6
1/25	@ Pitt	48/18	25/13	23/11	16/8	16/22
1/28	@ FSU	66/24	15/19	20/18	18/8	11/12
2/1	UNC	48/16	27/12	14/22	10/2	24/11
2/4	@ Duke	28/22	22/10	7/7	19/5	6/11
2/11	GT	56/32	29/18	13/14	18/2	4/38
2/15	@ Virginia	42/30	26/11	0/10	18/8	8/28
2/18	@ BC	64/14	26/2	11/8	6/0	24/32
2/22	VT	32/8	24/3	20/9	6/0	11/21
2/25	NC State	36/26	24/16	15/11	2/8	6/10
3/2	Virginia	42/14	15/14	9/8	10/2	18/12
3/3	FSU	42/38	12/20	16/17	4/13	0/22
3/4	Louisville	40/34	8/14	11/9	6/10	8/0
3/16	CSUN	42/42	23/12	14/13	10/8	9/7
3/18	Villanova	56/22	14/6	27/2	12/2	7/14
3/24	Texas A&M	48/44	16/7	15/16	12/2	6/0
3/26	Oregon	52/38	7/9	26/9	4/4	4/4
3/30	UConn	42/46	21/20	19/21	7/12	2/19
4/1	Miss State	32/28	16/15	8/17	6/4	2/4

* Notre Dame is listed first in each column

POINTS IN THE PAINT

	Total	Average
Notre Dame	1,776	46.7
Opponents	1,076	28.3

POINTS OFF TURNOVERS

	Total	Average
Notre Dame	736	19.4
Opponents	493	13.0

SECOND CHANCE POINTS

	Total	Average
Notre Dame	584	15.4
Opponents	441	11.6

FAST BREAK POINTS

	Total	Average
Notre Dame	361	9.5
Opponents	226	5.9

BENCH SCORING

	Total	Average
Notre Dame	446	11.7
Opponents	572	15.1

2017-18 GAME-BY-GAME COMPARISON

Opponent	1st	2nd	Score	Mar	Total FG	FG Pct	3-Pointers	3FG Pct	Free Throws	FT Pct	Rebounds	Assist	T/Over	Block	Steal	Fouls	
MOUNT WVKU	61/35	60/30	121-65	+56	45-77/224-59	584/407	6-12/28-21	500/381	25-37/19-15	676/600	50/27	+23	25/14	9/26	10/5	15/6	16/28
	37/28	41/37	78-65	+13	31-69/22-74	449/297	4-22/3-19	182/158	12-17/18-20	706/900	49/44	+5	17/6	18/11	4/2	4/9	20/18
	29/37	43/30	72-67	+5	30-72/27-65	417/415	2-4/9-24	500/375	10-13-4-5	769/800	47/36	+1	8/17	7/9	2/6	3/2	11/14
	44/28	33/18	77-46	+31	29-69/16-59	420/271	1-15/2-21	067/095	18-29/12-21	621/571	60/36	+24	16/5	24/25	5/2	9/12	17/23
ETSU	41/28	35/38	76-66	+10	32-64/25-54	500/463	3-11/10-21	273/476	9-11/6-12	818/500	42/25	+17	17/15	12/9	1/2	5/5	14/13
USF	41/28	35/38	76-66	+10	32-64/25-54	500/463	3-11/10-21	273/476	9-11/6-12	818/500	42/25	+17	17/15	12/9	1/2	5/5	14/13
South Carolina	41/38	51/47	92-85	+7	37-67/32-65	552/492	5-9/6-19	566/316	13-18/15-21	722/714	35/33	+2	19/18	13/16	2/6	6/8	18/19
Michigan	43/34	40/29	83-63	+20	31-60/23-63	517/365	6-15/5-14	400/357	15-18/12-14	833/857	42/28	+14	15/13	11/9	5/3	4/7	14/10
UConn	43/36	28/44	71-80	(9)	28-74/29-61	378/478	7-24/8-17	292/471	8-11/14-18	727/778	39/41	(2)	17/17	8/9	1/6	6/5	16/12
MICHIGAN STATE	47/16	43/43	90-59	+31	29-57/20-65	509/308	4-13/7-20	308/350	28-35/12-17	800/706	45/34	+1	17/17	18/19	2/3	7/8	14/25
Penn	33/26	33/28	66-54	+12	26-52/21-69	500/304	5-13/9-27	385/333	9-12/3-3	750/1000	43/32	+11	20/14	22/14	8/5	7/12	9/12
DEPAUL	41/40	50/42	91-82	+9	34-66/32-84	515/381	4-10/13-36	400/361	19-24/5-5	792/1000	46/39	+7	22/15	19/15	13/2	7/11	7/22
MARQUETTE	38/37	35/36	91-85	+6	35-73/34-84	479/405	4-22/6-28	182/214	17-28/11-15	607/733	51/44	+7	23/17	17/13	6/1	9/9	13/21
SYRACUSE	42/38	45/34	87-72	+15	32-68/26-64	471/406	7-14/9-26	500/346	16-22/11-15	727/733	40/39	+1	18/10	12/17	0/3	10/6	15/18
Wake Forest	50/31	46/42	96-73	+23	34-61/28-67	557/418	6-12/4-15	500/267	22-27/13-20	815/650	44/28	+16	21/13	14/13	4/3	6/8	14/19
MIAMI	40/36	43/40	83-76	+7	29-69/32-68	420/471	3-12/3-11	250/273	22-26/9-12	846/750	38/42	(4)	22/16	16/21	3/2	9/8	12/18
Georgia Tech	48/18	29/36	77-54	+23	33-53/16-52	623/308	3-7/3-10	429/300	8-10/19-28	800/679	32/29	(3)	23/6	21/22	4/2	10/13	17/15
LOUISVILLE	28/56	39/44	67-100	(33)	27-61/41-63	443/651	5-12/11-17	417/647	8-12/7-11	667/636	25/35	(10)	13/25	18/14	2/7	8/10	11/14
BOSTON COLLEGE	42/22	47/38	89-60	+29	36-78/21-50	462/420	2-11/13-27	182/481	15-22/5-8	682/625	54/22	+32	18/15	10/20	0/5	14/5	6/20
TENNESSEE	27/39	57/31	84-70	+14	33-69/29-51	478/569	6-11/5-14	545/357	12-12/7-15	1000/467	27/34	(7)	18/13	12/28	1/4	15/7	10/12
CLEMSON	48/21	42/16	90-37	+53	37-60/15-58	617/559	2-9/2-7	222/286	14-17/5-8	824/625	41/29	+12	22/9	15/23	4/2	17/8	8/14
Pitt	44/21	43/32	87-53	+34	32-66/20-62	485/323	4-13/8-35	308/229	19-25/5-7	760/714	51/28	+23	19/12	18/19	3/5	14/10	8/18
Florida State	48/29	52/40	100-69	+31	42-74/25-75	568/333	5-14/8-28	357/286	11-16/11-14	688/786	47/42	+5	22/10	12/17	3/2	5/4	15/14
NORTH CAROLINA	51/21	43/41	94-62	+32	37-72/24-70	514/343	8-20/7-21	400/333	12-23/7-10	522/700	46/41	+5	28/14	13/22	3/5	16/8	8/18
#19/19 Duke	33/29	39/25	72-54	+18	25-50/22-62	500/355	9-18/6-19	500/316	13-16/4-7	813/571	34/32	+2	18/11	16/17	1/2	10/9	11/14
GEORGIA TECH	39/39	46/30	85-69	+16	33-66/29-70	500/414	4-14/6-17	286/353	15-23/5-7	652/714	38/42	(4)	22/14	19/23	4/3	14/10	15/23
Virginia	46/27	37/42	83-69	+14	33-60/25-64	550/391	5-11/4-15	455/267	12-13/5-21	923/714	32/38	(6)	14/13	15/15	2/4	6/4	15/10
Boston College	39/30	50/25	88-55	+34	39-68/19-59	574/322	1-4/10-25	250/400	10-15/7-13	667/538	41/33	+8	21/12	6/15	2/4	4/2	11/12
VIRGINIA TECH	45/32	44/27	88-59	+30	31-63/19-60	492/317	7-15/11-26	467/423	20-23/10-14	870/714	42/30	+12	15/9	11/16	4/1	6/6	14/14
NC STATE	39/31	47/36	86-67	+19	35-64/25-58	547/431	7-15/7-23	467/304	9-11/10-12	818/833	37/28	+9	21/15	15/18	1/6	12/10	11/11
Virginia	40/27	43/20	83-47	+36	32-60/17-69	533/246	8-13/6-26	615/231	11-21/7-7	524/1000	49/36	+13	21/12	16/15	5/4	9/6	5/16
Florida State	42/43	48/37	90-80	+10	31-56/33-74	554/446	6-16/8-18	375/444	22-26/6-7	846/857	37/28	+9	17/19	13/7	2/2	4/6	14/20
LOUISVILLE	37/35	35/39	72-74	(2)	31-63/28-62	492/452	3-10/7-18	300/389	7-7/11-13	1000/846	35/26	+9	14/22	13/6	1/4	2/5	16/13
CSUN	55/32	44/49	99-81	+18	40-73/35-66	548/530	9-17/9-20	529/450	10-14/2-3	714/667	36/31	+5	28/23	8/16	1/7	12/6	7/15
VILLANOVA	45/45	53/27	96-72	+26	36-69/25-54	522/463	3-8/10-20	375/500	23-28/12-21	821/571	48/19	+29	13/8	7/9	3/2	5/5	14/20
#4 Texas A&M	45/47	45/37	90-84	+6	37-70/33-71	529/465	10-18/7-15	566/467	6-8/11-20	750/550	40/37	+3	26/17	9/10	3/6	5/3	15/14
#2 Oregon	40/46	44/28	84-74	+10	31-72/28-65	431/431	3-10/4-15	300/267	19-21/14-18	905/778	51/29	+22	21/11	10/5	2/3	2/8	13/18
UConn	34/41	45/38	91-89	+2	33-70/38-77	471/494	6-19/9-24	316/375	19-23/4-6	826/667	38/41	(3)	14/20	15/17	3/6	7/5	11/18
Mississippi State	17/30	44/28	61-58	+3	22-52/22-59	423/373	2-9/4-16	222/250	15-17/10-17	882/588	35/38	(3)	8/9	17/15	1/2	8/8	17/21

Note: Game totals are displayed in the format: TEAM/OPPONENT for each category



RECORD BY SITUATION

BY DAY OF THE WEEK

Day	Record
Sunday	14-2
Monday	1-0
Tuesday	1-0
Wednesday	3-0
Thursday	7-1
Friday	4-0
Saturday	5-0

BY MONTH

Month	Record
November	7-0
December	6-1
January	7-1
February	6-0
March	7-1
April	1-0

BY TIME OF GAME

Time	Record
Day games (before 6 p.m. local time)	17-2
Night games (6 p.m. or later local time)	18-1

BY LOCATION

Location	Record
Home games	15-0
Road games	11-2
Neutral site games	9-1

BY HALFTIME SCORE

Halftime Score	Record
Leading at the half	26-2
Tied at the half	2-0
Trailing at the half	7-1

BY INDIVIDUAL SCORING

When the Irish have...	Record
Two or fewer double-figure scorers	1-1
Three double-figure scorers	7-2
Four double-figure scorers	21-0
Five or more double-figure scorers	6-0

BY REBOUNDING MARGIN

When the Irish...	Record
Grab more rebounds than opponents	29-1
Grab same number of rebounds	0-0
Grab fewer rebounds than opponents	6-2

BY FIELD GOAL SHOOTING

When the Irish shoot...	Record
Higher pct. than opponent	31-1
Same pct. as opponent	1-0
Lower pct. than opponent	3-2
Shoot 45% or better	29-1
Shoot less than 45%	6-2
Hold opponent under 40%	15-0

BY FREE THROW MARGIN

When the Irish ...	Record
Make more free throws	28-1
Make same number of free throws	1-0
Make fewer free throws	6-2

BY TURNOVERS

When the Irish ...	Record
Commit fewer turnovers	23-1
Commit same number of turnovers	1-0
Commit more turnovers	11-2

BY UNIFORM COMBINATIONS

When the Irish Wear...	Record
In white jerseys with blue trim	14-0
In white jerseys with green trim	6-1
In blue jerseys	15-2

MISCELLANEOUS

When the Irish	Record
Vs. Top 25 (AP or WBCA/USA Today polls)	13-2
vs Top 10	6-3
Are ranked higher	32-1
Are ranked lower	3-2
On commercial television	13-3
In overtime games	1-0

MARGIN OF VICTORY

When the Margin of Victory is ...	Record
1-5 points	3-1
6-10 points	8-1
11-15 points	5-0
16-20 points	5-0
21+ points	14-1



RECORDS

POINTS

MOST POINTS, GAME

Rank	No.	Opponent	Date
1.	128	vs. Saint Francis (Pa.)	12/31/12
	128	at Mercer	12/30/11
3.	121	vs. Mount St. Mary's	11/11/17
4.	120	vs. Pittsburgh	1/17/12
5.	114	vs. Valparaiso	12/4/16
6.	113	vs. Liberty	11/24/89
7.	112	vs. Quinnipiac	11/25/14
8.	111	vs. West Virginia	1/7/99
9.	110	at Valparaiso	11/23/15
10.	109	at Pittsburgh	1/16/14
	109	vs. Utah State	12/8/12
	109	vs. Providence	1/24/98
	109	vs. Marquette	12/21/90

MOST CONSECUTIVE POINTS

- 36 vs. Southeast Missouri on Jan. 2, 2011 (36-0 run in opening 14:39 of game)

MOST POINTS, HOME GAME

Rank	No.	Opponent	Date
1.	128	vs. Saint Francis (Pa.)	12/31/12
2.	120	vs. Pittsburgh	1/17/12
3.	121	vs. Mount St. Mary's	11/11/17
3.	114	vs. Valparaiso	12/4/16
4.	112	vs. Quinnipiac	11/25/14
5.	111	vs. West Virginia	1/7/99
6.	109	vs. Utah State	12/8/12
	109	vs. Providence	1/24/98
	109	vs. Marquette	12/21/90
9.	107	vs. Central Michigan	11/11/16
	107	vs. Cleveland State	11/26/02
	107	vs. Xavier	2/9/85

MOST POINTS, ROAD GAME

Rank	No.	Opponent	Date
1.	128	at Mercer	12/30/11
2.	110	at Valparaiso	11/23/15
3.	109	at Pittsburgh	1/16/14
4.	104	at Georgetown	1/19/08
5.	102	at Boston College	11/23/08
6.	100	at Florida State	1/28/18
7.	99	at Detroit	2/15/90
8.	97	at Providence	1/30/99
	97	at Providence	2/16/97
	97	at Saint Louis	1/31/91

MOST POINTS, LOSING EFFORT

Rank	No.	Opponent	Date
1.	93	vs. Northwestern State	3/24/95
2.	87	at DePaul	1/16/95
	87	vs. Alabama	12/3/94
4.	86	at Xavier	2/6/92
	86	at Georgia	12/8/91

Rank	No.	Opponent	Date
	86	at Detroit	2/11/87
7.	84	vs. Stanford	3/25/16
	84	vs. Texas A&M	12/3/95
9.	83	vs. UCLA	11/18/10
10.	82	vs. Tennessee	1/12/92

MOST POINTS, BOTH TEAMS

Rank	No.	Opponent	Date
1.	201	vs. West Virginia	1/7/99
2.	196	vs. Northwestern State	3/24/95
3.	194	vs. Illinois	12/24/98
4.	192	vs. Alabama	12/3/94
5.	190	at Georgetown	1/19/08
	190	at Xavier	2/6/92
7.	187	at DePaul	12/10/14
	187	vs. Connecticut	12/8/98
9.	186	vs. Nebraska	2/25/82
10.	185	three times (MR: vs. UNC)	12/4/99

MOST POINTS, HALF

Rank	No.	Opponent	Date
1.	72 (1st)	vs. Valparaiso	12/4/16
	72 (1st)	at Mercer	12/30/11
3.	66 (1st)	vs. Utah State	12/8/12
	66 (2nd)	vs. Pittsburgh	1/17/12
5.	65 (2nd)	vs. Saint Francis (Pa.)	12/31/12
	65 (1st)	vs. DePaul	12/9/15
7.	63 (1st)	vs. Saint Francis (Pa.)	12/31/12
8.	62 (2nd)	vs. West Virginia	1/9/97
9.	61 (1st)	vs. Mount St. Mary's	11/11/17
	61 (1st)	vs. UMass Lowell	11/14/14
	61 (1st)	vs. Syracuse	2/9/14
	61 (1st)	vs. Cleveland State	11/26/02

FEWEST POINTS, GAME

Rank	No.	Opponent	Date
1.	34	vs. San Diego State	3/21/81
2.	38	vs. Villanova	1/24/04
3.	39	vs. Villanova	3/9/03
	39	vs. Louisiana Tech	2/11/83
5.	40	vs. Virginia	2/22/81
6.	41	at Seton Hall	3/1/05
	41	vs. Purdue	12/4/92
	41	at Marquette	2/3/78
9.	42	vs. Valparaiso	11/18/01
10.	43	three times (MR: at Rutgers)	1/24/06

FEWEST POINTS, HOME GAME

Rank	No.	Opponent	Date
1.	38	vs. Villanova	1/24/04
2.	39	vs. Louisiana Tech	2/11/83
3.	41	vs. Purdue	12/4/92
4.	42	vs. Valparaiso	11/18/01
5.	45	vs. Villanova	2/26/02
	45	vs. UCLA	12/5/81
7.	46	vs. Colorado State	12/23/02
	46	vs. Marquette	2/2/80
9.	48	four times (MR: vs. Michigan St.)	12/13/89

FEWEST POINTS, ROAD GAME

Rank	No.	Opponent	Date
1.	41	at Seton Hall	3/1/05
	41	at Marquette	2/3/78
3.	43	at Rutgers	1/24/06



NOTRE DAME WOMEN'S BASKETBALL RECORDS

Rank	No.	Opponent	Date
	43	at Tennessee	2/20/89
5.	45	at Seton Hall	2/8/04
	45	at Michigan State	2/26/81
7.	46	at Connecticut	1/16/10
	46	at DePaul	1/21/84
9.	47	at Connecticut	1/27/07
10.	48	four times (MR: at Villanova)	1/24/09)

FEWEST POINTS, WINNING EFFORT

Rank	No.	Opponent	Date
1.	38	vs. Villanova	1/24/04
2.	41	at Seton Hall	3/1/05
3.	42	vs. Valparaiso	11/18/01
4.	46	vs. Colorado State	12/23/02
5.	48	vs. Valparaiso	12/3/77
6.	48	at Illinois State	2/19/83
7.	49	at Maryland	1/9/85
	49	at IPFW	1/24/79
9.	50	three times (MR: at Marquette)	12/19/04

FEWEST POINTS, BOTH TEAMS

Rank	No.	Opponent	Date
1.	74	vs. Villanova	1/24/04
2.	76	at Seton Hall	3/1/05
3.	77	vs. Valparaiso	11/18/01
4.	86	vs. Marquette	1/10/82
5.	89	vs. Villanova	3/9/03
	89	at Maryland	1/9/85
	89	vs. Valparaiso	12/3/77
8.	90	at IPFW	1/24/79
9.	91	vs. Colorado State	12/23/02
10.	93	at Georgia Tech	1/2/17
	93	vs. Grace	1/31/78

FEWEST POINTS, HALF

Rank	No.	Opponent	Date
1.	11 (1st)	at West Virginia	1/13/08
2.	12 (1st)	vs. Virginia	2/22/81
3.	13 (1st)	vs. Villanova	3/9/03
4.	14 (1st)	vs. Tennessee	12/31/05
5.	15 (1st)	at St. John's	3/3/08
	15 (1st)	at Louisville	1/14/06
	15 (1st)	at Seton Hall	3/1/05
	15 (1st)	at Boston College	2/15/05
9.	16	six times (MR: 1st vs. VA, Tech)	1/10/04

LARGEST MARGIN OF VICTORY

Rank	No.	Opponent	Date
1.	86	at Mercer	12/30/11
2.	78	vs. Liberty	11/24/89
3.	76	vs. Pittsburgh	1/17/12
	76	vs. Southeast Missouri	1/2/11
5.	75	vs. Holy Cross	11/23/14
6.	73	vs. Saint Francis (Pa.)	12/31/12
7.	66	vs. Longwood	12/28/11
	66	vs. IUPUI	11/26/10
9.	65	vs. Indiana State	11/13/11
10.	63	three times (MR: vs. Morehead St.)	11/15/10

LARGEST MARGIN OF DEFEAT

Rank	No.	Opponent	Date
1.	76	vs. South Carolina	1/31/81
2.	55	at Tennessee	2/20/89
3.	42	vs. Louisiana Tech	2/11/83
4.	40	vs. Miami (Ohio)	1/17/81

Rank	No.	Opponent	Date
5.	39	vs. Tennessee	3/17/02
6.	37	vs. San Diego State	3/21/81
7.	35	vs. Tennessee	1/1/94
	35	at Tennessee	2/14/87
	35	vs. Illinois	2/28/81
10.	34	vs. Northeast Missouri	1/12/80

FIELD GOALS

MOST FIELD-GOALS MADE

Rank	No.	Opponent	Date
1.	48	vs. Valparaiso	12/4/16 (75 att.)
	48	vs. Pittsburgh	1/17/12 (74)
3.	47	vs. St. Francis (Pa.)	12/31/12 (76)
4.	45	vs Mount St. Mary's	11/11/17
5.	44	vs. Marquette	1/21/90 (73)
	44	vs. Liberty	2/24/89 (64)
	44	vs. Butler	2/28/85 (69)
8.	43	vs. Detroit	2/15/90 (72)
	43	at Valparaiso	11/23/15
10.	42	Nine times (MR: at Florida State)	1/28/18

MOST FIELD-GOALS ATTEMPTED

Rank	No.	Opponent	Date
1.	97	vs. Grace	1/31/78 (31 made)
2.	93	vs. IPFW	1/24/78 (31)
3.	91	vs. Clark	11/11/78 (31)
4.	89	vs. Connecticut	3/4/13 (35)
5.	88	vs. Saint Louis	2/19/91 (39)
	88	vs. Concordia	12/6/80 (35)
7.	87	vs. Longwood	12/28/11 (38)
8.	85	vs. Chicago State	1/13/79 (36)
9.	84	at Connecticut	3/4/97 (32)
	84	vs. Chicago State	1/11/80 (30)

HIGHEST FIELD-GOAL PERCENTAGE, GAME

Minimum 40 attempts

Rank	%	M-A	Opponent	Date
1.	.702	40-57	at Mercer	12/30/11
	.702	40-57	vs. Xavier	2/9/85
3.	.684	39-57	at Xavier	1/25/90
4.	.680	34-50	vs. Boston College	2/12/97
5.	.673	37-55	at Detroit	3/6/90
6.	.672	39-58	vs. Xavier	2/8/86
7.	.649	48-74	vs. Pittsburgh	1/17/12
8.	.646	42-65	at Boston College	11/23/08
9.	.644	29-45	vs. SMU	1/17/82
10.	.643	36-56	vs. Marquette	3/13/08

HIGHEST FIELD-GOAL PERCENTAGE, HALF

Minimum 15 attempts

Rank	%	M-A	Half	Opponent	Date
1.	.833	15-18	2nd	at Dayton	3/12/88
2.	.824	14-17	1st	at Wisconsin-Green Bay	12/4/87
3.	.808	21-26	2nd	at Xavier	1/25/90
4.	.800	24-30	1st	at Mercer	12/30/11
5.	.792	19-24	2nd	at Seton Hall	1/2/97
6.	.778		2nd	vs. Xavier	2/9/85
7.	.724	24-31	2nd	vs. Butler	2/12/91
8.	.750	24-32	2nd	vs. Liberty	11/24/89
9.	.741	20-27	1st	at Saint Louis	1/14/89
10.	.731	19-26	2nd	at Loyola (Ill.)	2/4/95



HIGHEST FIELD-GOAL PERCENTAGE, FIRST HALF

Minimum 15 attempts

1.	.824	14-17	at Wisconsin-Green Bay	12/4/87
2.	.800	24-30	at Mercer	12/30/11
3.	.741	20-27	at Saint Louis	1/14/89
4.	.720	18-25	at Michigan State	12/21/95
	.720	18-25	vs. Arizona	12/3/88
6.	.714	30-43	vs. Valparaiso	12/4/16
7.	.709	22-31	vs. Central Michigan	11/11/16
8.	.700	21-30	at Georgia Tech	1/7/18
9.	.688	22-32	at Michigan	12/14/13
10.	.677	21-31	at St. John's	1/9/01
	.677	21-31	vs. Clemson	1/21/18

3-POINT FIELD GOALS

MOST 3-POINT FIELD-GOALS MADE

1.	13	20	at Connecticut	12/5/15
	13	24	at Miami (Fla.)	1/2/02
	13	20	vs. St. John's	2/28/98
4.	12	24	vs. Ohio State	3/24/17
	12	22	vs. Central Michigan	11/11/16
6.	11	22	ten times (MR vs. Duke)	3/5/17

MOST 3-POINT FIELD-GOALS ATTEMPTED

1.	29	10	at Syracuse	1/30/10
2.	28	10	vs. Army	11/26/01
3.	26	10	vs. Syracuse	2/9/14
	26	10	vs. Syracuse	3/3/02
	26	11	vs. Georgia Tech	12/30/15
5.	25	8	vs. Michigan State	11/29/08
	25	8	vs. Michigan	12/2/01
	25	8	at Rutgers	2/13/99
	25	11	vs. St. John's	1/23/99
	25	8	vs. Toledo	12/2/98
10.	24	7	at UConn	12/3/17
	24	12	vs. Ohio State	3/24/17
	24	10	at Seton Hall	1/20/99
	24	11	vs. Syracuse	1/21/16

HIGHEST 3-POINT PERCENTAGE

Minimum 5 attempts

1.	1.000	5-5	vs. Duke	11/17/04
2.	.875	7-8	at Boston College	11/23/08
3.	.857	6-7	vs. Illinois-Chicago	11/27/93
	.857	6-7	vs. Xavier	1/29/91
5.	.833	5-6	at Central Florida	11/25/89
6.	.800	4-5	vs. USC	12/27/99
	.800	4-5	at Georgetown	2/10/96
	.800	4-5	vs. Georgetown	12/30/92
9.	.769	10-13	at Rutgers	2/19/00
10.	.750	9-12	at UCLA	12/28/14
	.750	9-12	at Pittsburgh	1/16/14

MOST CONSECUTIVE GAMES WITH A 3-POINT FIELD-GOAL

- 137 (12/28/14–current)

FREE THROWS

MOST FREE-THROWS MADE

1.	43	52	at Mercer	12/30/11
2.	37	43	vs. Wake Forest	11/27/10
3.	35	38	vs. Georgetown	1/15/13
4.	33	39	vs. West Virginia	2/4/07
	33	45	vs. George Washington	3/19/00
	33	42	vs. Marquette	2/20/88
7.	32	40	vs. Quinnipiac	11/25/14
	32	40	vs. Purdue	12/10/97
9.	31	46	four times (MR vs. UCLA)	11/28/15

MOST FREE-THROWS ATTEMPTED

1.	52	43	at Mercer	12/30/11
2.	46	26	vs. Xavier	2/8/86
	46	26	vs. Connecticut	1/15/01
	46	31	vs. UCLA	11/28/15
5.	45	33	vs. George Washington	3/19/00
6.	43	37	vs. Wake Forest	11/27/10
	43	31	vs. Illinois	11/24/98
	43	28	vs. Georgetown	2/18/98 (28)
9.	42	33	vs. Marquette	2/20/88 (33)
	42	20	at Valparaiso	12/23/15 (20)

HIGHEST FREE-THROW PERCENTAGE

Minimum 10 attempts

1.	1.000	18-18	at Valparaiso	11/30/04
	1.000	13-13	vs. Stanford	3/27/15
3.	1.000	12-12	vs. Tennessee	1/18/18
3.	.960	24-25	vs. Marquette	12/1/93
4.	.950	19-20	vs. Ohio State	3/24/17
	.950	19-20	vs. Tennessee-Martin	3/24/13
	.950	19-20	at St. John's	1/14/03
7.	.947	18-19	at North Carolina State	3/2/14
8.	.944	17-18	at Louisville	2/20/12
	.944	17-18	vs. Villanova	1/16/08
10.	.941	16-17	at Pittsburgh	1/23/13

REBOUNDS

MOST REBOUNDS

1.	74	vs. IPFW	1/24/78
2.	67	vs. Duke	11/21/98
	67	at Georgetown	12/30/93
	67	vs. Grace	1/31/78
5.	66	vs. Southeast Missouri	1/2/11
6.	65	vs. Cleveland State	1/20/87
7.	64	vs. Holy Cross	11/23/14
	64	vs. Chicago State	1/11/80
9.	62	vs. Alcorn State	3/17/01
	62	vs. Clark	11/11/78



ASSISTS

MOST ASSISTS

1.	38	vs. Saint Francis (Pa.)	12/31/12
	38	vs. Marquette	12/21/90
3.	34	vs. Detroit	2/15/90
	34	vs. Marquette	1/31/87
5.	33	vs. Pittsburgh	1/17/12
6.	32	vs. Michigan State	12/11/99
7.	31	vs. UCLA	12/7/13
	31	vs. Arkansas-Pine Bluff	11/15/09
	31	vs. Arizona	11/20/00
10.	30	vs. Central Michigan	12/22/13
	30	vs. Evansville	11/26/90

BLOCKED SHOTS

MOST BLOCKED SHOTS

1.	18	at Bradley	2/18/83
2.	16	vs. Boston College	2/10/02
3.	13	vs DePaul	12/17/17
	13	vs. Marquette	12/22/01
	13	at St. John's	1/9/01
6.	12	at South Florida	1/8/13
	12	vs. Michigan State	12/2/04
	12	vs. Georgetown	1/29/00
	12	at Marquette	12/13/85
	12	vs. Pacific Lutheran	3/12/80

STEALS

MOST STEALS

1.	36	vs. New Hampshire	11/12/10
2.	29	vs. Akron	11/11/11
	29	at Saint Louis	1/31/91
	29	vs. Xavier	2/9/85
5.	27	vs. Grace	1/31/78
6.	26	vs. Longwood	12/28/11
	26	vs. Morehead State	11/15/10
8.	25	vs. Indiana State	11/13/11
9.	24	three times (MR: at Valparaiso)	12/20/10

TURNOVERS

FEWEST TURNOVERS

1.	3	vs. Louisville	2/6/17
	3	at Maryland	11/16/07
3.	4	vs. Stanford	3/26/17
4.	5	vs. Louisville	3/4/17
	5	at Duke	2/1/16
6.	6	at Boston College	2/18/18
	6	at Michigan State	11/19/14
	6	at DePaul	2/12/06
	6	vs. Toledo	12/19/88
10.	7	Eight Times, most recent (vs Villanova)	3/18/18

MOST TURNOVERS

Rank	T0s	Opponent	Date
1.	50	vs. Michigan	12/8/79
2.	42	at Michigan State	12/21/95
3.	41	vs. Purdue	12/4/92
4.	40	at Georgia	12/8/91
5.	38	at Michigan State	2/26/81
6.	37	at South Carolina	2/20/82
	37	at Illinois	2/16/82
8.	36	three times (MR: vs. Miami (Ohio))	1/17/81

FOULS

MOST FOULS

Rank	Assists	Opponent	Date
1.	35	vs. Hawaii	3/22/81
2.	34	at St. Joseph's (Ind.)	2/17/81
3.	33	at South Florida	1/13/07
	33	vs. IPFW	1/24/78
5.	32	at Wisconsin	12/8/97
	32	at Dayton	2/23/89
7.	31	vs. Butler	1/22/94
	31	vs. St. Joseph's (Ind.)	1/16/80
9.	30	four times (MR: at Baylor)	11/20/11



INDIVIDUAL SINGLE-GAME RECORDS

POINTS

MOST POINTS

Rank	Points	Player, Opponent	Date
1.	41	Jewell Loyd at DePaul	12/10/14
	41	Ruth Riley at Providence	1/30/99
3.	40	Katryna Gaither vs Ohio	11/29/96
4.	39	Jessica Shepard vs DePaul	12/17/17
5.	36	three times (MR: Ruth Riley vs. Miami (Fla.))	2/22/00

FIELD GOALS

MOST FIELD-GOALS MADE

Rank	Made	Att.	Player, Opponent	Date
1.	18	22	Ruth Riley at Providence	1/30/99
2.	17	22	Jessica Shepard vs DePaul	12/17/17
3.	17	22	Katryna Gaither vs. Ohio	11/29/96
4.	16	22	Katryna Gaither vs. Providence	1/14/96
5.	16	20	Katryna Gaither vs. Cleveland State	1/9/95
6.	15	21	Michelle Marciniak at Georgia	12/8/91
7..	14	19	eight times (MR: Charel Allen vs. St. John's)	1/16/07

MOST FIELD-GOALS ATTEMPTED

Rank	Att.	Player, Opponent	Date
1.	31	Skylar Diggins vs. Connecticut	3/4/13
	31	Beth Morgan at Connecticut	3/4/97
3.	30	Shari Matvey vs. Chicago State	1/11/80
4.	28	Jewell Loyd at DePaul	12/10/14
	28	Kayla McBride vs. Connecticut	3/4/13
	28	Shari Matvey at Michigan State	2/26/81
7.	27	Jewell Loyd vs. Connecticut	12/6/14
	27	Jewell Loyd vs. Baylor	3/31/14
	27	Skylar Diggins vs. Texas A&M	12/21/12
10.	26	three times (MR: Skylar Diggins at Tennessee)	1/28/13

HIGHEST FIELD-GOAL PERCENTAGE

Minimum 7 attempts

Rank	%	M-A	Player, Opponent	Date
1.	1.000	12-12	Karen Robinson at Saint Louis	1/14/89
	1.000	9-9	Crystal Erwin vs. Washington	12/11/04
	1.000	9-9	Sandy Botham vs. Evansville	2/28/86
	1.000	8-8	Taya Reimer vs. Louisville	2/23/15
	1.000	8-8	Kayla McBride vs. South Dakota St.	1/2/14
	1.000	8-8	Skylar Diggins at Mercer	12/30/11
	1.000	8-8	Rosanne Bohman at Texas	3/17/97
	1.000	8-8	Annie Schwartz at Loyola (Ill.)	11/28/87
	1.000	7-7	seven times (MR: Teresa Borton vs. West Va.)	2/1/03

3-POINT FIELD GOALS

MOST 3-POINT FIELD-GOALS MADE

Rank	Made	Att.	Player, Opponent	Date
1.	8	12	Sheila McMillen vs. St. John's	2/28/98
2.	7		Marina Mabrey vs Texas A&M	3/24/18
3.	7	9	Alicia Ratay at Providence	2/16/03
	7	14	Alicia Ratay vs. Syracuse	3/3/02
	7	9	Alicia Ratay at Miami (Fla.)	1/2/02
	7	7	Alicia Ratay at Rutgers	2/19/00

MOST 3-POINT FIELD-GOALS ATTEMPTED

Rank	Att.	Made	Player, Opponent	Date
1.	15	6	Sheila McMillen vs. St. John's	1/23/99
2.	14	6	Michaela Mabrey vs. Syracuse	2/9/14
	14	7	Alicia Ratay vs. Syracuse	3/3/02
	14	6	Sheila McMillen vs. Syracuse	2/17/99
	14	6	Sheila McMillen at Rutgers	2/13/99
6.	13	5	Sheila McMillen vs. West Virginia	1/7/99
	13	6	Sheila McMillen vs. Toledo	12/2/98

HIGHEST 3-POINT PERCENTAGE

Minimum 5 attempts

Rank	%	M-A	Player, Opponent	Date
1.	1.000	7-7	Alicia Ratay at Rutgers	2/19/00
2.	1.000	5-5	Arike Ogunbowale vs Central Michigan	11/11/16
	1.000	5-5	Sheila McMillen vs. Connecticut	12/8/98

FREE THROWS

MOST FREE-THROWS MADE

Rank	Made	Att.	Player, Opponent	Date
1.	18	20	Natalie Novosel vs. California	3/20/12
	18	23	Ruth Riley vs. Miami (Fla.)	2/22/00
3.	15	18	Jewell Loyd at DePaul	12/10/14
	15	16	Beth Morgan vs. Georgetown	1/25/97
	15	16	Krissi Davis at Butler	1/7/91
6.	14	18	Beth Morgan at Texas	3/17/97
7.	13	13	Ashley Barlow vs. Prairie View	12/28/06
	13	13	Ruth Riley vs. Connecticut	1/15/01

MOST FREE-THROWS ATTEMPTED

Rank	Att.	Made	Player, Opponent	Date
1.	23	18	Ruth Riley vs. Miami (Fla.)	2/22/00
2.	20	18	Natalie Novosel vs. California	3/20/12
3.	18	15	Jewell Loyd at DePaul	12/10/14
	18	12	Skylar Diggins vs. West Virginia	2/12/12
	18	14	Beth Morgan at Texas	3/17/97
	18	9	Janice Crowe vs. Concordia	12/6/80
7.	16	9	five times (MR: Brianna Turner at North Carolina)	1/15/15

HIGHEST FREE-THROW PERCENTAGE

Minimum 10 attempts

Rank	%	M-A	Player, Opponent	Date
1.	1.000	13-13	Ashley Barlow vs. Prairie View	12/28/06
	1.000	13-13	Ruth Riley vs. Connecticut	1/15/01
	1.000	12-12	Natalie Novosel vs. South Fla.	2/25/12
	1.000	12-12	Charel Allen vs. Oklahoma	3/25/08
	1.000	12-12	Kelley Siemon at UCLA	11/30/97
	1.000	11-11	Jessica Shepard vs Florida State	3/3/18



REBOUNDS

MOST REBOUNDS

Rank	Reb.	Player, Opponent	Date
1.	22	Jane Politiski vs. Goshen	2/13/78
2.	21	Jane Politiski at Marion	2/16/79
	21	Jane Politiski at Indiana Tech	2/15/78
4.	20	Natalie Achonwa vs. South Florida	3/10/13
	20	Heidi Bunek at DePaul	1/20/88
	20	Jane Politiski vs. Vincennes	3/4/78
7.	19	Jane Politiski vs. Saint Mary's (Ind.)	2/20/78
8.	18	nine times (MR: B. Turner at North Carolina	1/15/15

ASSISTS

MOST ASSISTS

Rank	Assists	Player, Opponent	Date
1.	17	Mary Gavin vs. Marquette	2/28/87
2.	15	Mary Gavin vs. Northern Illinois	12/15/85
3.	14	Skylar Diggins vs. St. Francis (Pa.)	12/31/12
	14	Mary Gavin vs. Marquette	1/31/87
4.	13	nine times (MR: Lindsay Allen vs Duke	3/5/17

BLOCKED SHOTS

MOST BLOCKS

Rank	Assists	Player, Opponent	Date
1.	11	Amanda Barksdale vs. Boston College	2/10/02
2.	8	Amanda Barksdale vs. Marquette	12/22/01
	8	Ruth Riley vs. Duke	11/21/98
	8	Shari Matvey at Wisconsin-La Crosse	3/15/80
5.	7	12 times (MR: Brianna Turner vs. Boston College)	2/23/17

STEALS

MOST STEALS

Rank	Steals	Player, Opponent	Date
1.	12	Marina Mabrey at Valparaiso	11/23/16
2.	10	Mary Gavin vs. Marquette	1/31/87
3.	8	six times (MR: Ashley Barlow vs. Cincinnati	1/31/09
9.	7	24 times (MR: Kaila Turner vs. Alabama A&M	12/19/12

TRIPLE-DOUBLES

- Mary Gavin vs. Marquette, Jan. 31, 1987 (11p, 14a, 10s)
- Sara Liebscher vs. Detroi, Feb. 15, 1990 (17p, 12r, 10a)
- Skylar Diggins vs. Maryland, March 27, 2012 (22p, 10r, 11a)
- (NCAA Raleigh Regional Final, Raleigh, N.C.)
- Skylar Diggins at DePaul, Feb. 24, 2013 (17p, 10r, 10a)
- Marina Mabrey at Valparaiso, Nov. 23, 2015 (18p, 10a, 12s)

PURCELL PAVILION RECORDS

POINTS

MOST POINTS, INDIVIDUAL

Rank	Points	Player, Opponent	Date
1.	39	Jessica Shepard vs DePaul	12/17/17
2.	36	Ruth Riley vs. Miami (Fla.)	2/22/00
	36	Ruth Riley vs. Providence	1/10/99
4.	34	Jewell Loyd vs. Tennessee	1/19/15
	34	Katryna Gaither vs. Cleveland State	1/9/95
	34	Katryna Gaither vs. Syracuse	1/10/96

MOST POINTS, TEAM

Rank	Points	Opponent	Date
1.	128	vs. Saint Francis (Pa.)	12/31/12
2.	121	vs. Mount St. Mary's	11/11/17
3.	120	vs. Pittsburgh	1/17/12
4.	114	vs. Valparaiso	12/4/16
5.	112	vs. Quinnipiac	11/25/14
6.	111	vs. West Virginia	1/7/99

FEWEST POINTS, TEAM

Rank	Points	Opponent	Date
1.	38	vs. Villanova	1/24/04
2.	39	vs. Louisiana Tech	2/11/83
3.	41	vs. Purdue	12/4/92
4.	42	vs. Valparaiso	11/18/01
5.	45	Twice (MR: vs. Villanova)	2/26/02

MOST POINTS, OPPONENT INDIVIDUAL

Rank	Points	Player, Opponent	Date
1.	35	Shelly Pennefather (Villanova)	2/11/84
2.	34	Aisha Jefferson (Michigan State)	11/29/08
	34	Debra Powell (Nebraska)	2/25/82
4.	33	Odyssey Sims (Baylor)	3/31/14
5.	32	twice (MR: Nadine Malcolm, Providence)	12/7/96

MOST POINTS, OPPONENT TEAM

Rank	Points	Opponent	Date
1.	124	South Carolina	1/31/81
2.	106	Connecticut	12/8/98
3.	105	Tennessee	1/7/94
4.	98	Nebraska	2/25/82
5.	93	twice (MR: Illinois)	11/24/98

FEWEST POINTS, OPPONENT TEAM

Rank	Points	Opponent	Date
1.	21	Southeast Missouri State	1/2/11
2.	25	Grace	1/31/78
3.	26	Longwood	12/28/11
4.	28	Morehead State	11/15/10
5.	29	three times, MR: Holy Cross	11/23/14



FIELD-GOALS

MOST FIELD-GOALS MADE

Rank	Made	Att.	Player, Opponent	Date
1.	17	22	Jessica Shepard vs. DePaul	12/17/17
2.	16	20	Katryna Gaither vs. Cleveland State	1/9/95
3.	14	19	Charel Allen vs. St. John's	1/16/07
	14	19	Trena Keys vs. Northern Illinois	12/15/85
	14	19	Shari Matvey vs. Mount St. Joseph	1/26/80

MOST FIELD-GOALS MADE, TEAM

Rank	Made	Att.	Opponent	Date
1.	48	75	vs. Valparaiso	12/4/16
	48	74	vs. Pittsburgh	1/17/12
3.	47	76	vs. Saint Francis (Pa.)	12/31/12
4.	45	77	vs. Mount St. Mary's	11/11/17
5.	44	73	vs. Marquette	12/21/90
	44	69	vs. Butler	2/28/85

MOST FIELD-GOALS MADE, OPPONENT INDIVIDUAL

Rank	Made	Att.	Player, Opponent	Date
1.	17	24	Shelly Pennefather (Villanova)	2/11/84
2.	14	28	Aisha Jefferson (Michigan State)	1/29/08
3.	13	18	four times (MR. Kara Wolters, Connecticut)	1/18/96

MOST FIELD-GOALS MADE, OPPONENT TEAM

Rank	Made	Att.	Opponent	Date
1.	55	82	South Carolina	1/31/81
2.	40	77	Nebraska	2/25/82
3.	39	63	Tennessee	2/3/88
	39	63	Miami (Ohio)	1/17/81
5.	38	68	Connecticut	12/8/98

MOST FIELD-GOALS ATTEMPTED

Rank	Att.	Made	Player, Opponent	Date
1.	31	11	Skylar Diggins vs. Connecticut	3/4/13
2.	28	11	Kayla McBride vs. Connecticut	3/4/13
3.	27	10	Jewell Lloyd vs. Connecticut	12/6/14
	27	12	Jewell Lloyd vs. Baylor	3/31/14
5.	25	25	four times (MR. Kayla McBride vs. Duke)	2/23/14

MOST FIELD-GOALS ATTEMPTED, TEAM

Rank	Att.	Made	Opponent	Date
1.	97	31	vs. Grace	1/31/78
2.	93	31	vs. IPFW	1/24/78
3.	91	31	vs. Clark	11/11/78
4.	89		vs. Connecticut	3/4/13
5.	88	39	vs. Saint Louis	2/19/91
	88	35	vs. Concordia	12/6/80

MOST FIELD-GOALS ATTEMPTED, OPP. INDIVIDUAL

Rank	Att.	Made	Player (Opponent)	Date
1.	28	12	Crystal Bradford (Central Michigan)	12/22/13
	28	14	Aisha Jefferson (Michigan State)	11/29/08
	28	12	Cornelia Gayden (LSU)	12/19/93
4.	27	6	Lenae Williams (DePaul)	12/31/01
5.	26	12	Odyssey Sims (Baylor)	3/31/14

MOST FIELD-GOALS ATTEMPTED, OPPONENT TEAM

Rank	Att.	Made	Opponent	Date
1.	90	32	Mount St. Joseph	1/26/80
2.	84	34	Marquette	12/20/17
	84	32	DePaul	12/17/17
4.	83	26	Georgia Tech	2/17/14
	83	27	Marquette	11/26/91
6.	82	55	South Carolina	1/21/81
	82	23	Syracuse	1/21/16

HIGHEST FIELD-GOAL PERCENTAGE

Minimum 7 attempts

Rank	%	M-A	Player, Opponent	Date
1.	1.000	9-9	Crystal Erwin vs. Washington	12/11/04
	1.000	9-9	Sandy Botham vs. Evansville	2/28/86
	1.000	8-8	Taya Reimer vs. Louisville	2/23/15
	1.000	8-8	Kayla McBride vs. South Dakota St.	1/2/14
	1.000	7-7	four times (MR. Teresa Borton vs. West Virginia)	2/1/03

HIGHEST FIELD-GOAL PERCENTAGE, TEAM

Minimum 40 attempts

Rank	%	M-A	Opponent	Date
1.	.702	40-57	vs. Xavier	2/9/85
2.	.680	34-50	vs. Boston College	2/12/97
3.	.672	39-58	vs. Xavier	2/8/86
4.	.649	48-74	vs. Pittsburgh	1/17/12
5.	.644	29-45	vs. SMU	1/17/82

HIGHEST FIELD-GOAL PERCENTAGE, OPP. INDIVIDUAL

Minimum 7 attempts

Rank	%	M-A	Player (Opponent)	Date
1.	1.000	10-10	Nykesha Sales (Connecticut)	12/6/97
2.	.909	10-11	Rita Johnson (South Carolina)	1/31/81
3.	.889	8-9	Meme Jackson (Tennessee)	1/18/18
4.	.867	13-15	Bridgette Gordon (Tennessee)	2/3/88
5.	.857	6-7	Chelsey Lee (Rutgers)	2/12/11
6.	.818	9-11	Barbara Turner (Connecticut)	1/20/03

HIGHEST FIELD-GOAL PERCENTAGE, OPPONENT TEAM

Minimum 40 attempts

Rank	%	M-A	Opponent	Date
1.	.673	37-55	Tennessee	1/7/94
2.	.671	55-82	South Carolina	1/31/81
3.	.619	39-63	Tennessee	2/3/88
	.619	39-63	Miami (Ohio)	1/17/81
5.	.609	28-46	Miami (Ohio)	2/17/91

3-POINT FIELD GOALS

MOST 3-POINT FIELD-GOALS MADE

Rank	Made	Att.	Player, Opponent	Date
1.	6	10	10 times (MR. Michaela Mabrey vs. Syracuse)	1/21/16

MOST 3-POINT FIELD-GOALS MADE, TEAM

Rank	Made	Att.	Opponent	Date
1.	12	22	vs. Central Michigan	11/11/16
2.	11	25	vs. St. John's	1/23/99
	11	20	vs. Miami (Fla.)	1/8/98
	11	20	vs. DePaul	12/9/15
	11		vs. Georgia Tech	12/30/16



MOST 3-POINT FIELD-GOALS MADE, OPPONENT INDIVIDUAL

Rank	Made	Att.	Player (Opponent)	Date
1.	7	9	Angie Bjorklund (Tennessee)	1/5/08
	7	13	Andrea Morgan (DePaul)	2/28/88
3.	6	8	Anne Boese (IPFW)	12/8/09
4.	5	9	15 times (MR: Alayna Gribble, Pittsburgh)	3/4/13

MOST 3-POINT FIELD-GOALS MADE, OPPONENT TEAM

Rank	Made	Att.	Opponent	Date
1.	13	22	Boston College	1/11/15
	13	29	DePaul	1/17/06
3.	12	25	Green Bay	11/17/16
	12	27	DePaul	12/9/15

MOST 3-POINT FIELD-GOALS ATTEMPTED

Rank	Att.	Made	Player, Opponent	Date
1.	15	6	Sheila McMillen vs. St. John's	1/23/99
2.	14	6	Michaela Mabrey vs. Syracuse	2/9/14
	14	6	Sheila McMillen vs. Syracuse	2/17/99
4.	13	5	Sheila McMillen vs. West Virginia	1/7/99
	13	6	Sheila McMillen vs. Toledo	12/2/98

MOST 3-POINT FIELD-GOALS ATTEMPTED, TEAM

Rank	Att.	Made	Opponent	Date
1.	28	10	vs. Army	11/26/01
2.	26	10	vs. Syracuse	2/9/14
3.	25	11	three times (MR: vs. St. John's)	1/23/99

MOST 3-POINT FIELD-GOALS ATTEMPTED, OPPONENT INDIVIDUAL

Rank	Att.	Made	Player (Opponent)	Date
1.	16	3	Lenae Williams (DePaul)	12/31/01
2.	13	5	Christie Lambert (West Virginia)	1/7/99
	13	2	Casey Rost (Western Michigan)	12/12/01
4.	12	4	four times (MR: Mariya Moore, Louisville)	1/12/05

MOST 3-POINT FIELD-GOALS ATTEMPTED, OPPONENT TEAM

Rank	Att.	Made	Opponent	Date
1.	41	9	Alcorn State	3/17/01
2.	34	10	DePaul	3/22/15
3.	33	7	vs. Central Michigan	11/11/16
	33	11	Connecticut	1/15/01
5.	32	6	Southeast Missouri State	12/1/11

HIGHEST 3-POINT PERCENTAGE

Minimum 4 attempts

Rank	%	M-A	Player, Opponent	Date
1.	1.000	5-5	Lindsay Allen vs. Fordham	11/14/16
	1.000	5-5	Sheila McMillen vs. Connecticut	12/8/98
3.	1.000	4-4	Brittany Mallory vs. Hartford	11/17/11
	1.000	4-4	Audrey Gomez vs. Dayton	2/13/93
	1.000	4-4	Coquese Washington vs. Xavier	1/29/91

HIGHEST 3-POINT PERCENTAGE, TEAM

Minimum 5 attempts

Rank	%	M-A	Opponent	Date
1.	1.000	5-5	vs. Duke	11/17/04
2.	.857	6-7	vs. Illinois-Chicago	11/27/93
	.857	6-7	vs. Xavier	1/29/91
4.	.800	4-5	vs. USC	12/27/99
	.800	4-5	vs. Georgetown	12/30/92

HIGHEST 3-POINT PERCENTAGE, OPPONENT INDIVIDUAL

Minimum 4 attempts

Rank	%	M-A	Player, Opponent	Date
1.	1.000	4-4	four times (MR: Kayla Cook, Cincinnati)	2/26/11
5.	.833	5-6	Megan Thorburn (Bowling Green)	11/13/06

HIGHEST 3-POINT PERCENTAGE, OPPONENT TEAM

Minimum 5 attempts

Rank	Att.	Made	Player, Opponent	Date
1.	.875	7-8	Tennessee	1/7/94
2.	.800	4-5	Toledo	12/19/88
3.	.714	5-7	Syracuse	1/5/00
4.	.714	5-7	UCLA	12/22/89
5.	.700	7-10	twice (MR: Providence)	1/5/02

FREE-THROWS

MOST FREE-THROWS MADE

Rank	Made	Att.	Player, Opponent	Date
1.	18	20	Natalie Novosel vs. California	3/20/12
	18	23	Ruth Riley vs. Miami (Fla.)	2/22/00
3.	15	16	Beth Morgan vs. Georgetown	1/25/97
4.	13	13	Ashley Barlow vs. Prairie View	12/28/06
	13	13	Ruth Riley vs. Connecticut	1/15/01

MOST FREE-THROWS MADE, TEAM

Rank	Made	Att.	Opponent	Date
1.	37	43	vs. Wake Forest	11/27/10
2.	35	38	vs. Georgetown	1/15/13
3.	33	39	vs. West Virginia	2/4/07
	33	45	vs. George Washington	3/19/00
5.	32	40	vs. Quinnipiac	11/25/14
	32	40	vs. Purdue	12/10/97

MOST FREE-THROWS MADE, OPPONENT INDIVIDUAL

Rank	Made	Att.	Player (Opponent)	Date
1.	15	16	Nadine Malcolm (Providence)	12/27/96
2.	13		Liz Zeller (TCU)	12/13/90 (16)
3.	12		six times (MR: Epiphanny Prince, Rutgers)	1/27/09 (12)

MOST FREE-THROWS MADE, OPPONENT TEAM

Rank	Made	Att.	Opponent	Date
1.	32	37	Illinois	11/24/98
	32	41	Boston College	2/12/97
	32	44	La Salle	1/5/92
4.	31	39	Illinois-Chicago	1/23/83
5.	29	33	twice (MR: Michigan State)	12/2/04



MOST FREE-THROWS ATTEMPTED

Rank	Att.	Made	Player, Opponent	Date
1.	23	18	Ruth Riley vs. Miami (Fla.)	2/22/00
2.	20	18	Natalie Novosel vs. California	3/20/12
3.	18	12	Skylar Diggins vs. West Virginia	2/12/12
	18	9	Janice Crowe vs. Concordia	12/6/80
5.	16	3	Kelley Siemon vs. Connecticut	1/15/01
	16	15	Beth Morgan vs. Georgetown	1/25/97

MOST FREE-THROWS ATTEMPTED, TEAM

Rank	Att.	Made	Opponent	Date
1.	46	26	vs. Connecticut	1/15/01
	46	26	vs. Xavier	2/8/86
3.	45	33	vs. George Washington	3/19/00
4.	43	37	vs. Wake Forest	11/27/10
	43	31	vs. Illinois	11/24/98
	43	28	vs. Georgetown	2/18/98

MOST FREE-THROWS ATTEMPTED, OPP. INDIVIDUAL

Rank	Att.	Made	Player (Opponent)	Date
1.	16	15	Nadine Malcolm (Providence)	12/7/96
	16	13	Liz Zeller (TCU)	12/13/90
3.	15	10	Katie Donovan (Illinois State)	11/13/04
	15	12	Holly Porter (Boston College)	2/12/97
	15	6	Zan Jefferies (Indiana)	12/6/90

MOST FREE-THROWS ATTEMPTED, OPPONENT TEAM

Rank	Att.	Made	Opponent	Date
1.	44	32	La Salle	1/5/92
2.	42	28	Tennessee	12/3/89
3.	41	32	Boston College	2/12/97
	41	29	Butler	1/22/94
5.	40	24	St. Joseph's (Ind.)	1/16/80

HIGHEST FREE-THROW PERCENTAGE

Minimum 10 attempts

Rank	%	M-A	Player, Opponent	Date
1.	1.000	13-13	Ashley Barlow vs. Prairie View	12/28/06
	1.000	13-13	Ruth Riley vs. Connecticut	1/15/01
	1.000	12-12	Natalie Novosel vs. South Florida	2/25/12
	1.000	10-10	Jacqueline Batteast vs. Villanova	2/24/04
	1.000	10-10	Karen Robinson vs. Evansville	2/3/90
	1.000	10-10	Karen Robinson vs. Marquette	1/18/90

HIGHEST FREE-THROW PERCENTAGE, TEAM

Minimum 15 attempts

Rank	%	M-A	Opponent	Date
1.	.960	24-25	vs. Marquette	12/1/93
2.	.944	17-18	vs. Villanova	1/16/08
3.	.938	15-16	vs. Connecticut	2/12/08
	.938	15-16	vs. La Salle	1/27/94
5.	.933	14-15	vs. Rutgers	1/13/13

HIGHEST FREE-THROW PERCENTAGE, OPP. INDIVIDUAL

Minimum 10 attempts

Rank	%	M-A	Player (Opponent)	Date
1.	1.000	12-12	Epiphanny Prince (Rutgers)	1/27/09
	1.000	10-10	Odyssey Sims (Baylor)	12/5/12
	1.000	10-10	Kelly Faris (Connecticut)	1/8/11
	1.000	10-10	Nykesha Sales (Connecticut)	2/21/98

HIGHEST FREE-THROW PERCENTAGE, OPPONENT TEAM

Minimum 10 attempts

Rank	%	M-A	Opponent	Date
1.	1.000	16-16	DePaul	12/9/15
2.	.963	26-27	Connecticut	1/8/11
3.	.952	20-21	West Virginia	1/14/98
4.	.933	14-15	Baylor	12/5/12
5.	.929	13-14	North Carolina	1/10/16

REBOUNDS

MOST REBOUNDS

Rank	Reb.	Player, Opponent	Date
1.	18	six times (MR: Devereaux Peters vs. USF)	2/25/12

MOST REBOUNDS, TEAM

Rank	Reb.	Opponent	Date
1.	74	vs. IPFW	1/24/78
2.	67	vs. Duke	11/21/98
	67	vs. Grace	1/31/78
4.	66	vs. Southeast Missouri State	1/2/11
5.	65	vs. Cleveland State	1/20/87

MOST REBOUNDS, OPPONENT INDIVIDUAL

Rank	Reb.	Player (Opponent)	Date
1.	20	Sue Wicks (Rutgers)	1/9/86
2.	18	Kiah Stokes (Connecticut)	12/6/14
	18	Marcedes Walker (Pittsburgh)	2/28/06
	18	Lynda Talley (St. Ambrose)	1/18/80
5.	16	five times (MR: Jessica Lindstrom, Green Bay)	2/5/15

MOST REBOUNDS, OPPONENT TEAM

Rank	Reb.	Opponent	Date
1.	60	Saint Louis	1/20/80
2.	56	Pittsburgh	2/10/08
	56	Mount St. Joseph	1/26/80
4.	55	Tennessee	12/3/89
	55	Syracuse	1/21/16

ASSISTS

MOST ASSISTS

Rank	Assists	Player, Opponent	Date
1.	15	Mary Gavin vs. Northern Illinois	12/15/85
2.	14	Skylar Diggins vs. Saint Francis (Pa.)	12/31/12
	14	Mary Gavin vs. Marquette	1/31/87
4.	13	three times (MR: Mary Gavin vs. St. Ambrose)	12/12/87

MOST ASSISTS, TEAM

Rank	Assists	Opponent	Date
1.	38	vs. Saint Francis (Pa.)	12/31/12
	38	vs. Marquette	12/21/90
	38	vs. North Carolina State	2/4/16
4.	34	vs. Detroit	2/15/90
	34	vs. Marquette	1/31/87



MOST ASSISTS, OPPONENT INDIVIDUAL

Rank	Assists	Opponent	Date
1.	44	La Salle	1/5/92
2.	42	Tennessee	12/13/89
3.	41	Boston College	2/12/97
	41	Butler	1/22/94
5.	40	St. Joseph's (Ind.)	1/16/80

MOST ASSISTS, OPPONENT TEAM

Rank	Assists	Opponent	Date
1.	27	Connecticut	12/8/98
2.	25	West Virginia	1/7/99
3.	24	Baylor	12/5/12
	24	Connecticut	3/1/10
5.	23	Connecticut	3/4/13
	23	Tennessee	1/5/08

BLOCKED SHOTS

MOST BLOCKED SHOTS

Rank	Blocks	Player, Opponent	Date
1.	11	Amanda Barksdale vs. Boston College	2/10/02
2.	8	Amanda Barksdale vs. Marquette	12/22/01
	8	Ruth Riley vs. Duke	11/21/98
4.	7	nine times (MR: B. Turner vs. Boston College)	2/23/17

MOST BLOCKED SHOTS, TEAM

Rank	Blocks	Opponent	Date
1.	16	vs. Boston College	2/10/02
2.	13	vs. Marquette	12/22/01
3.	12	vs. Michigan State	12/2/04
	12	vs. Georgetown	1/29/00
5.	11	three times (MR: vs. Butler)	12/1/99

MOST BLOCKED SHOTS, OPPONENT INDIVIDUAL

Rank	Blocks	Player (Opponent)	Date
1.	8	Jasmine Joyner (Chattanooga)	11/21/14
2.	7	Alison Bales (Duke)	11/17/04
3.	6	Bettina Love (Pittsburgh)	2/7/01
4.	5	three times (MR: B. Stewart (Connecticut)	3/4/13

MOST BLOCKED SHOTS, OPPONENT TEAM

Rank	Blocks	Opponents	Date
1.	11	Duke	11/17/04
2.	10	St. Ambrose	2/7/81
3.	8	nine times (MR: Chattanooga	11/21/14

STEALS

MOST STEALS

Rank	Steals	Player, Opponent	Date
1.	10	Mary Gavin vs. Marquette	1/31/87
2.	8	Ashley Barlow vs. Cincinnati	1/31/09
	8	Le'Tania Severe vs. Georgetown	2/5/03
	8	Coquese Washington vs. Stanford	11/24/91
	8	Mary Beth Schueth vs. Xavier	2/9/85

MOST STEALS, TEAM

Rank	Steals	Opponent	Date
1.	36	vs. New Hampshire	11/12/10
2.	29	vs. Akron	11/11/11
	29	vs. Xavier	2/9/85
4.	27	vs. Grace	1/31/78
5.	26	vs. Longwood	12/28/11
	26	vs. Morehead State	11/15/10

MOST STEALS, OPPONENT INDIVIDUAL

Rank	Steals	Player (Opponent)	Date
1.	10	Katie Smrcka-Duffy (Georgetown)	1/29/00
	10	Shelly Klare (Western Michigan)	12/14/83
3.	8	Angel McCoughtry (Louisville)	2/11/09
	8	Amira Danforth (Detroit)	1/29/94
5.	7	four times (MR: Kala Green (North Carolina A&T)	3/19/16

MOST STEALS, OPPONENT TEAM

Rank	Steals	Opponent	Date
1.	26	Michigan	12/8/79
2.	24	Georgetown	1/29/00
3.	20	Tennessee	1/7/94
	20	Syracuse	12/8/90
	20	Saint Mary's (Ind.)	1/30/80



TEAM SINGLE SEASON RECORDS

WINS

MOST WINS

Rk.	Wins	Season
1.	37	2013-14
2.	36	2014-15
3.	35	2017-18
	35	2012-13
	35	2011-12
6.	34	2000-01
7.	33	2016-17
	33	2015-16
9.	31	2010-11
	31	1996-97

FEWEST WINS

Rk.	Wins	Season
1.	10	1980-81
2.	12	1986-87
3.	13	1977-78
4.	14	1991-92
	14	1983-84

HIGHEST WINNING PERCENTAGE

Rk.	%	Record	Season
1.	.974	37-1	2013-14
2.	.946	35-2	2012-13
3.	.944	34-2	2000-01
4.	.943	33-2	2015-16
5.	.923	36-3	2014-15
6.	.921	35-3	2017-18
7.	.897	35-4	2011-12
8.	.892	33-4	2016-17
9.	.843	27-5	1999-00
10.	.839	26-5	1998-99

HIGHEST CONFERENCE WINNING PERCENTAGE

Rk.	%	Record	Conference	Season
1.	1.000	16-0	ACC	2015-16
	1.000	16-0	ACC	2013-14
	1.000	16-0	BIG EAST	2012-13
	1.000	16-0	MCC	1989-90
5.	.944	17-1	BIG EAST	1996-97

LOWEST WINNING PERCENTAGE

Rk.	%	Record	Season
1.	.357	10-18	1980-81
2.	.444	12-15	1986-87
3.	.452	14-17	1991-92
4.	.500	14-14	1983-84
5.	.556	15-12	1992-93

LOWEST CONFERENCE WINNING PERCENTAGE

Rk.	%	Record	Conference	Season
1.	.500	8-8	BIG EAST	2005-06
2.	.600	6-4	NSC	1983-84
3.	.625	10-6	BIG EAST	2008-09
	.625	10-6	BIG EAST	2006-07
	.625	10-6	BIG EAST	2002-03

LONGEST WINNING STREAK

Rk.	Streak	Season
1.	37	2013-14
2.	30	2012-13
3.	26	2015-16
4.	23	2000-01
5.	22	2014-15

LONGEST WINNING STREAK TO BEGIN A SEASON

Rk.	Streak	Dates
1.	37	Nov. 9, 2013-April 6, 2014
2.	23	Nov. 17, 2000-Feb. 14, 2001
3.	15	Nov. 15, 2009-Jan. 12, 2010
4.	8	Nov. 11-Dec. 4, 2016
	8	Nov. 14-Dec. 3, 2014

LONGEST LOSING STREAK

Rk.	Streak	Dates
1.	7	Feb. 16-Nov. 27, 1982
	7	Feb. 11-March 6, 1981
3.	5	March 21-Nov. 24, 1991
4.	4, four times	MR: Dec. 3-28, 1994

GAMES

MOST GAMES

Rk.	Games	Record	Season
1.	39	36-3	2014-15
	39	35-4	2011-12
	39	31-8	2010-11
4.	38	35-3	2017-18
	38	37-1	2013-14
	38	31-7	1996-97

FEWEST GAMES

Rk.	Games	Record	Season
1.	17	13-4	1977-78
2.	22	16-6	1978-79
3.	25	16-9	1981-82
4.	27, three times		MR: 15-12 in 1992-93

POINTS

MOST POINTS

Rk.	Points	Games	Season
1.	3,271	38	2013-14
2.	3,234	38	2017-18
3.	3,114	39	2014-15
4.	3,076	39	2011-12
5.	3,004	39	2010-11
6.	3,003	37	2012-13



Rk.	Points	Games	Season
7.	2,963	37	2016-17
8.	2,882	38	1996-97
9.	2,801	35	2015-16
10.	2,778	36	2000-01

FEWEST POINTS

Rk.	Points	Games	Season
1.	1,065	17	1977-78
2.	1,432	22	1978-79
3.	1,623	25	1981-82
4.	1,680	28	1980-81
5.	1,793	27	1986-87
6.	1,807	27	1982-83
7.	1,859	27	1992-93
8.	1,897	30	1979-80
9.	1,934	28	1983-84
10.	1,962	30	2001-02

HIGHEST SCORING AVERAGE

Rk.	%	Points	Games	Season
1.	86.1	3,271	38	2013-14
2.	85.1	3,234	38	2017-18
3.	81.2	3,003	37	2012-13
4.	81.0	2,512	31	1998-99
5.	80.1	2,963	37	2016-17
6.	80.0	2,801	35	2015-16
7.	79.8	3,114	39	2014-15
8.	78.9	3,076	39	2011-12
9.	78.3	2,428	31	1994-95
10.	78.0	2,495	32	1990-91

LOWEST SCORING AVERAGE

Rk.	%	Points	Games	Season
1.	60.0	1,680	28	1980-81
2.	62.8	1,065	17	1977-78
3.	63.2	1,897	30	1979-80
4.	64.2	2,054	32	2003-04
5.	64.5	1,936	30	2005-06
6.	64.9	1,623	25	1981-82
7.	65.1	1,432	22	1978-79
8.	65.4	2,092	32	2002-03
	65.4	1,962	30	2001-02
10.	65.8	2,170	32	1988-89

LARGEST SCORING MARGIN

Rk.	Margin	Season
1.	+26.0	2011-12
2.	+24.5	2013-14
3.	+21.9	2012-13
4.	+21.4	2000-01
5.	+20.8	2010-11
6.	+20.0	2014-15
7.	+18.8	2015-16
8.	+17.8	2016-17
9.	+17.3	2017-18
9.	+15.5	1998-99
10.	+15.2	1999-00

SMALLEST SCORING MARGIN

Rk.	Margin	Season
1.	(-7.8)	1980-81
2.	+0.7	2005-06
3.	+1.1	1991-92
4.	+1.4	1986-87
5.	+1.7	1992-93

FIELD-GOALS

MOST FIELD-GOALS MADE

Rk.	Made	Season
1.	1,248	2017-18
2.	1,227	2013-14
3.	1,167	2014-15
4.	1,144	2016-17
5.	1,118	2011-12
6.	1,099	2010-11
7.	1,091	2012-13
	1,091	1996-97
9.	1,037	2015-16
10.	1,014	1990-91

FEWEST FIELD-GOALS MADE

Rk.	Made	Season
1.	589	1978-79
2.	684	1980-81
3.	694	2001-02
4.	696	1981-82
5.	714	2005-06

MOST FIELD-GOALS ATTEMPTED

Rk.	Attempts	Season
1.	2,487	2017-18
2.	2,423	2013-14
3.	2,400	2012-13
4.	2,374	2014-15
5.	2,368	2011-12
6.	2,315	2016-17
7.	2,290	2010-11
8.	2,272	1996-97
9.	2,196	2009-10
10.	2,148	2007-08

FEWEST FIELD-GOALS ATTEMPTED

Rk.	Attempts	Season
1.	1,412	1981-82
2.	1,554	1978-79
3.	1,567	1986-87
4.	1,572	1987-88
5.	1,599	1992-93

HIGHEST FIELD-GOAL PERCENTAGE

Rk.	%	M-A	Season
1.	.532	836-1,572	1987-88
2.	.506	1,227-2,423	2013-14
3.	.5024	928-1,847	1985-86
4.	.5022	895-1,782	1989-90
5.	.5018	1,248-2,487	2017-18
6.	.501	903-1,803	1999-00
7.	.500	813-1,626	1984-85
8.	.497	1,014-2,039	1990-91
9.	.497	1,011-2,036	2000-01
10.	.496	1,038, 2,091	2015-16

LOWEST FIELD-GOAL PERCENTAGE

Rk.	%	M-A	Season
1.	.377	684-1,812	1980-81
2.	.379	589-1,554	1978-79
3.	.406	788-1,941	1979-80
4.	.417	714-1,714	2005-06
5.	.424	816-1,924	2006-07



3-POINT FIELD-GOALS

MOST 3-POINT FIELD-GOALS MADE

Rk.	Made	Season
1.	217	2016-17
2.	207	2015-16
3.	190	2013-14
4.	186	2014-15
5.	185	2017-18
6.	178	1998-99
7.	173	2000-01
8.	169	1997-98
9.	166	2011-12
	166	2009-10

FEWEST 3-POINT FIELD-GOALS MADE

Rk.	Made	Season
1.	26	1988-89
2.	49	1987-88
3.	54	1991-92
	54	1989-90
5.	70	1990-91

MOST 3-POINT FIELD-GOALS ATTEMPTED

Rk.	Attempts	Season
1.	549	2016-17
2.	503	2015-16
3.	502	2017-18
4.	490	2009-10
5.	486	2014-15
6.	479	1998-99
7.	478	2011-12
8.	473	2013-14
9.	470	2012-13
10.	468	1996-97

FEWEST 3-POINT FIELD-GOALS ATTEMPTED

Rk.	Attempts	Season
1.	91	1988-89
2.	128	1989-90
3.	131	1987-88
4.	187	1991-92
5.	188	1990-91

HIGHEST 3-POINT FIELD-GOAL PERCENTAGE

Rk.	%	M-A	Season
1.	.464	173-373	2000-01
2.	.422	54-128	1989-90
3.	.412	207-503	2015-16
4.	.402	137-341	1999-00
	.402	190-473	2013-14
6.	.395	217-549	2016-17
7.	.389	138-355	1995-96
8.	.383	186-486	2014-15
9.	.381	169-443	1997-98
10.	.374	49-131	1987-88

LOWEST 3-POINT FIELD-GOAL PERCENTAGE

Rank	%	M-A	Season
1.	.281	104-370	2006-07
2.	.286	26-91	1988-89
3.	.289	54-187	1991-92
4.	.292	90-308	2007-08
5.	.327	87-266	2002-03

FREE THROWS

MOST FREE-THROWS MADE

Rk.	Made	Season
1.	674	2011-12
2.	667	2010-11
3.	661	2012-13
4.	627	2013-14
5.	594	2014-15
6.	584	1998-99
7.	583	2000-01
8.	581	2007-08
9.	555	1997-98
10.	553	2017-18

FEWEST FREE-THROWS MADE

Rk.	Made	Season
1.	170	1977-78
2.	214	1980-81
3.	231	1981-82
4.	254	1978-79
5.	259	1986-87

MOST FREE-THROWS ATTEMPTED

Rk.	Attempted	Season
1.	930	2010-11
2.	883	2011-12
3.	859	2000-01
4.	829	2013-14
5.	828	2012-13
6.	806	1997-98
7.	799	2014-15
8.	792	1998-99
9.	767	2009-10
10.	766	2007-08

FEWEST FREE-THROWS ATTEMPTED

Rk.	Attempted	Season
1.	335	1977-78
2.	373	1981-82
3.	402	1986-87
4.	443	1982-83
5.	448	1992-93

HIGHEST FREE-THROW PERCENTAGE

Rk.	%	M-A	Season
1.	.798	661-828	2012-13
2.	.763	674-883	2011-12
3.	.760	506-666	2006-07
4.	.758	581-766	2007-08
5.	.756	553-731	2017-18
	.756	627-829	2013-14
7.	.7434	594-799	2014-15
8.	.7425	545-734	1996-97
9.	.742	543-732	2002-03
10.	.741	397-536	1990-91

LOWEST FREE-THROW PERCENTAGE

Rk.	%	M-A	Season
1.	.507	170-335	1977-78
2.	.529	254-480	1978-79
3.	.574	321-359	1979-80
4.	.594	214-529	1980-81
5.	.619	231-373	1981-82



REBOUNDS

MOST REBOUNDS

Rk.	Rebounds	Season
1.	1,621	2012-13
2.	1,617	2014-15
3.	1,607	2013-14
4.	1,589	2011-12
5.	1,587	2017-18
6.	1,582	2010-11
7.	1,536	1996-97
8.	1,490	2000-01
9.	1,455	2016-17
10.	1,367	1991-92

FEWEST REBOUNDS

Rk.	Rebounds	Season
1.	907	1981-82
2.	982	1978-79
3.	1,010	1983-84
4.	1,049	1982-83
5.	1,066	1986-87

HIGHEST REBOUND AVERAGE

Rk.	Average	Season
1.	45.2	1979-80
2.	44.8	1993-94
3.	44.7	1980-81
4.	44.6	1978-79
5.	43.9	1998-99
6.	43.811	2012-13
7.	43.806	1994-95
8.	42.8	1992-93
9.	42.3	2013-14
10.	42.1	2001-02

LOWEST REBOUND AVERAGE

Rk.	Average	Season
1.	34.3	1988-89
2.	36.1	1983-84
3.	36.3	1981-82
4.	36.9	2005-06
5.	37.1	2006-07

LARGEST REBOUND MARGIN

Rk.	Margin	Season
1.	+10.9	2012-13
2.	+9.9	1998-99
3.	+9.1	2013-14
4.	+8.5	2011-12
5.	+8.2	2017-18
	+8.2	2014-15
	+8.2	2010-11
8.	+8.0	1999-00
	+8.0	1994-95
10.	+7.6	1993-94

SMALLEST REBOUND MARGIN

Rk.	Margin	Season
1.	(-1.8)	2005-06
2.	(-1.7)	1978-79
3.	+0.8	1988-89
4.	+1.2	1983-84
5.	+1.9	1979-80

ASSISTS

MOST ASSISTS

Rk.	Assists	Season
1.	765	2013-14
2.	722	2012-13
3.	713	2017-18
4.	698	2011-12
5.	696	2016-17
6.	694	2014-15
7.	682	1996-97
8.	669	2010-11
9.	650	2000-01
10.	633	2009-10

FEWEST ASSISTS

Rk.	Assists	Season
1.	288	1980-81
2.	383	2005-06
3.	395	1981-82
4.	400	2001-02
5.	408	1992-93

HIGHEST ASSIST/TURNOVER RATIO

Rk.	Ratio	Season
1.	1.48	2016-17
2.	1.39	2013-14
3.	1.35	2017-18
4.	1.27	2012-13
5.	1.23	2015-16

LOWEST ASSIST/TURNOVER RATIO

Rk.	Ratio	Season
1.	0.71	1992-93
2.	0.74	2002-03
3.	0.776	2001-02
4.	0.779	1997-98
5.	0.780	1991-92

BLOCKED SHOTS

MOST BLOCKED SHOTS

Rk.	Blocks	Season
1.	228	2000-01
2.	195	2014-15
3.	189	2001-02
4.	178	1979-80
5.	170	2011-12
6.	169	2010-11
	169	1999-00
8.	167	2004-05
	167	2015-16
10.	161	1998-99



FEWEST BLOCKED SHOTS

Rk.	Blocks	Season
1.	38	1992-93
2.	50	1981-82
3.	57	1988-89
4.	67	1987-88
5.	68	1980-81

STEALS

MOST STEALS

Rk.	Steals	Season
1.	502	2011-12
2.	495	2010-11
3.	450	2009-10
4.	398	2012-13
5.	397	2007-08
	397	1990-91
7.	394	1996-97
8.	357	2014-15
9.	353	2013-14
10.	344	1995-96

FEWEST STEALS

Rk.	Steals	Season
1.	213	2001-02
	213	1986-87
3.	247	1983-84
4.	249	1992-93
5.	252	2005-06

TURNOVERS

FEWEST TURNOVERS

Rk.	Turnovers	Season
1.	430	2005-06
2.	483	2008-09
3.	471	2016-17
4.	512	2007-08
5.	513	2015-16
6.	516	2001-02
7.	529	2017-18
8.	532	2006-07
9.	536	2004-05
10.	549	1989-90

MOST TURNOVERS

Rk.	Turnovers	Season
1.	722	1996-97
2.	710	1991-92
3.	691	1997-98
4.	690	1994-95
5.	689	2010-11
	689	1999-00

FOULS

FEWEST FOULS

Rk.	Fouls	Season
1.	382	1977-78
2.	414	1981-82
3.	468	1987-88
4.	479	2001-02
5.	482	2017-18
6.	487	2005-06
7.	501	2002-03
8.	504	1986-87
9.	510	1982-83
10.	511	2000-01/2008-09

MOST FOULS

Rk.	Fouls	Season
1.	684	1991-92
2.	666	1997-98
3.	661	1996-97
4.	645	2010-11
5.	643	1994-95

FEWEST TIMES FOULED OUT

Rk.	Times	Season
1.	1	2017-18
2.	2	2015-16
2.	3	2013-14
3.	4, five times	(MR: 2016-17)

MOST TIMES FOULED OUT

Rk.	Times	Season
1.	22	1993-94
2.	20	1994-95
	20	1991-92
4.	19	1986-87
5.	17	1997-98

DOUBLE-DOUBLES

MOST DOUBLE-DOUBLES

Rk.	DDs	Season
1.	25	2017-18
	25	2012-13
	25	1979-80
4.	22, four times	(MR: 1998-99)
8.	21	2000-01
9.	20	1995-96

FEWEST DOUBLE-DOUBLES

Rk.	DDs	Season
1.	5	2005-06
2.	6	2006-07
	6	1983-84
4.	7	2007-08
5.	8	2009-10
	8	1988-89



INDIVIDUAL SINGLE SEASON

POINTS

MOST POINTS

Rk.	Player	Points	Season
1.	Arike Ogunbowale	791	2017-18
2.	Katryna Gaither	776	1996-97
3.	Jewell Loyd	772	2014-15
4.	Beth Morgan	696	1996-97
5.	Jewell Loyd	687	2013-14
6.	Ruth Riley	672	2000-01
7.	Kayla McBride	669	2013-14
8.	Skylar Diggins	657	2011-12
9.	Skylar Diggins	631	2012-13
10.	Beth Morgan	626	1995-96

MOST DOUBLE-FIGURE SCORING GAMES

Rk.	Player	Games	Season
1.	Jewell Loyd	38	2014-15
2.	Arike Ogunbowale	37	2017-18
3.	Jewell Loyd	37	2013-14
4.	Katryna Gaither	37	1996-97
5.	Kayla McBride	35	2013-14
6.	Skylar Diggins	33	2012-13
7.	Natalie Novosel	33	2010-11

CONSECUTIVE DOUBLE-FIGURE SCORING GAMES

Same season

Rk.	Player	Games	Season
1.	Jewell Loyd	37	2013-14
2.	Katryna Gaither	31	1995-96
3.	Katryna Gaither	25	1994-95
4.	Kayla McBride	23	2013-14
5.	Ruth Riley	22	2000-01
6.	Sandy Botham	22	1987-88

MOST 20-POINT GAMES

Rk.	Player	Games	Season
1.	Arike Ogunbowale	25	2017-18
2.	Jewell Loyd	20	2014-15
3.	Katryna Gaither	20	1996-97
4.	Katryna Gaither	18	1995-96
5.	Beth Morgan	17	1996-97

MOST 30-POINT GAMES

Rk.	Player	Games	Season
1.	Jewell Loyd	4	2014-15
2.	Jewell Loyd	3	2013-14
3.	Beth Morgan	3	1995-96
4.	Katryna Gaither	3	1994-95
5.	Shari Matvey	3	1979-80

HIGHEST SCORING AVERAGE

Rk.	Player	Average	Season
1.	Arike Ogunbowale	20.8	2017-18
2.	Katryna Gaither	20.4	1996-97
3.	Beth Morgan	20.2	1995-96
4.	Jewell Loyd	19.79	2014-15
5.	Katryna Gaither	19.77	1995-96
6.	Trena Keys	19.6	1985-86
7.	Katryna Gaither	19.0	1994-95
8.	Ruth Riley	18.7	2000-01
9.	Jewell Loyd	18.6	2013-14
10.	Beth Morgan	18.3	1996-97

FIELD-GOALS

MOST FIELD-GOALS MADE

Rk.	Player	Made	Season
1.	Katryna Gaither	324	1996-97
2.	Arike Ogunbowale	291	2017-18
3.	Jewell Loyd	272	2014-15
4.	Jewell Loyd	267	2013-14
5.	Katryna Gaither	261	1995-96
6.	Kayla McBride	259	2013-14
7.	Katryna Gaither	252	1994-95
8.	Trena Keys	250	1985-86
9.	Ruth Riley	245	2000-01
10.	Jessica Shepard	244	2017-18

CONSECUTIVE FIELD-GOALS MADE

- 17, Carey Poor, Feb. 26-March 6, 1994

CONSECUTIVE FIELD-GOALS MADE (GUARD)

- 13, Karen Robinson, Jan. 12-14, 1989

MOST FIELD-GOALS ATTEMPTED

Rk.	Player	Attempts	Season
1.	Arike Ogunbowale	657	2017-18
2.	Jewell Loyd	614	2014-15
3.	Beth Morgan	575	1996-97
4.	Kayla McBride	557	2013-14
5.	Katryna Gaither	544	1996-97
6.	Kayla McBride	523	2012-13
7.	Jewell Loyd	516	2013-14
8.	Skylar Diggins	515	2012-13
9.	Jacqueline Batteast	505	2004-05
10.	Charel Allen	491	2006-07

HIGHEST FIELD-GOAL PERCENTAGE

Minimum 3.5 made per game

Rk.	Player	M-A	%	Season
1.	Ruth Riley	198-290	.683*	1998-99
2.	Brianna Turner	202-310	.652*	2014-15
3.	Sandy Botham	172-269	.639	1985-86
4.	Katryna Gaither	262-412	.633	1995-96
5.	Ruth Riley	245-390	.628	2000-01
6.	Katryna Gaither	252-406	.621	1994-95
7.	Brianna Turner	226-365	.619	2016-17
8.	Ruth Riley	193-314	.615	1999-00
9.	Natalie Achonwa	193-316	.611	2013-14
10.	Heidi Bunek	212-348	.609	1987-88

* - NCAA national statistical leader



3-POINT FIELD-GOALS

MOST 3-POINT FIELD-GOALS MADE

Rk.	Player	Made	Season
1.	Sheila McMillen	98	1998-99
2.	Marina Mabrey	85	2017-18
3.	Alicia Ratay	81	2000-01
4.	Marina Mabrey	75	2016-17
	Michaela Mabrey	75	2014-15
6.	Madison Cable	73	2015-16
	Alicia Ratay	73	1999-00
8.	Michaela Mabrey	72	2013-14
9.	Beth Morgan	71	1995-96
10.	Sheila McMillen	68	1997-98

CONSECUTIVE GAMES WITH A 3-POINT FG

Same season

Rk.	Player	Games	Season
1.	Beth Morgan	28	1995-96
2.	Sheila McMillen	20	1998-99
3.	Madison Cable	19	2015-16
4.	Marina Mabrey	18	2017-18
	Beth Morgan	18	1994-95
6.	Ashley Barlow	16	2009-10

MOST 3-POINT FIELD-GOALS ATTEMPTED

Rk.	Player	Season	Attempts
1.	Sheila McMillen	1998-99	247
2.	Marina Mabrey	2017-18	218
3.	Marina Mabrey	2016-17	196
4.	Beth Morgan	1996-97	187
5.	Michaela Mabrey	2014-15	186
6.	Beth Morgan	1995-96	178
7.	Sheila McMillen	1997-98	172
8.	Michaela Mabrey	2013-14	171
9.	Arike Ogunbowale	2017-18	170

HIGHEST 3-POINT FIELD-GOAL PERCENTAGE

Minimum 1.0 made per game

Rk.	Player	M-A	%	Season
1.	Alicia Ratay	81-148	.547*	2000-01
2.	Alicia Ratay	73-152	.480	1999-00
3.	Madison Cable	39-82	.476	2014-15
4.	Alicia Ratay	50-108	.463	2002-03
5.	Sheila McMillen	41-89	.461	1995-96
6.	Arike Ogunbowale	64-141	.454	2016-17
7.	Marina Mabrey	34-75	.453	2015-16
8.	Niele Ivey	47-105	.448	1998-99
9.	Niele Ivey	57-129	.442	2000-01
10.	Lisa Kuhns	37-85	.435	1989-90

* NCAA sophomore record

FREE-THROWS

MOST FREE-THROWS MADE

Rk.	Player	Made	Season
1.	Jewell Loyd	195	2014-15
2.	Natalie Novosel	183	2010-11
3.	Ruth Riley	182	2000-01
4.	Natalie Novosel	165	2011-12

Rk.	Player	Made	Season
	Beth Morgan	165	1996-97
6.	Skylar Diggins	158	2011-12
7.	Skylar Diggins	149	2012-13
8.	Skylar Diggins	145	2010-11
9.	Natalie Achonwa	144	2012-13
	Arike Ogunbowale	144	2017-18

MOST FREE-THROWS ATTEMPTED

Rk.	Player	Attempts	Season
1.	Ruth Riley	237	2000-01
2.	Jewell Loyd	236	2014-15
3.	Natalie Novosel	232	2010-11
4.	Beth Morgan	204	1996-97
5.	Skylar Diggins	201	2011-12
6.	Natalie Novosel	199	2011-12
7.	Skylar Diggins	198	2010-11
8.	Skylar Diggins	183	2012-13
9.	Arike Ogunbowale	181	2017-18

HIGHEST FREE-THROW PERCENTAGE

Minimum 2.0 made per game

Rk.	Player	M-A	%	Season
1.	Kayla McBride	90-100	.900	2012-13
2.	Megan Duffy	137-153	.895	2004-05
3.	Megan Duffy	135-152	.888	2005-06
4.	Alicia Ratay	112-127	.882	2001-02
5.	Alicia Ratay	126-143	.881	2002-03
6.	Kayla McBride	110-125	.880	2013-14
7.	Sheila McMillen	88-101	.871	1998-99
8.	Niele Ivey	80-92	.870	1998-99
9.	Marina Mabrey	78-91	.857	2017-18
10.	Beth Morgan	117-137	.854	1995-96

REBOUNDS

MOST REBOUNDS

Rk.	Players	Rebounds	Season
1.	Katryna Gaither	368	1996-97
2.	Devereaux Peters	363	2011-12
3.	Natalie Achonwa	350	2012-13
4.	Jessica Shepard	308	2017-18
5.	Shari Matvey	305	1979-80
6.	Devereaux Peters	293	2010-11
7.	Brianna Turner	283	2014-15
8.	Katryna Gaither	283	1995-96
9.	Ruth Riley	281	2000-01
10.	Jacqueline Batteast	276	2003-04
	Letitia Bowen	276	1993-94

HIGHEST REBOUND AVERAGE

Rk.	Player	Average	Season
1.	Shari Matvey	10.2	1979-80
2.	Letitia Bowen	9.8	1992-93
3.	Katryna Gaither	9.7	1996-97
4.	Jane Politiski	9.6	1977-78
5.	Letitia Bowen	9.52	1993-94
6.	Natalie Achonwa	9.46	2012-13
7.	Devereaux Peters	9.3	2011-12
8.	Katryna Gaither	9.13	1995-96
9.	Mary Beth Schueth	9.08	1981-82
10.	Mary Beth Schueth	9.0	1982-83



NOTRE DAME WOMEN'S BASKETBALL RECORDS

ASSISTS

MOST ASSISTS

Rk.	Player	Assists	Season
1.	Lindsay Allen	282	2016-17
2.	Niele Ivey	247	2000-01
3.	Mary Gavin	243	1987-88
4.	Skylar Diggins	225	2012-13
5.	Skylar Diggins	222	2011-12
6.	Mary Gavin	214	1986-87
7.	Lindsay Allen	205	2014-15
	Mary Gavin	205	1985-86
9.	Lindsay Allen	204	2015-16
10.	Mollie Peirick	199	1997-98

HIGHEST ASSIST AVERAGE

Rk.	Player	Average	Season
1.	Mary Gavin	8.7	1987-88
2.	Mary Gavin	7.9	1986-87
3.	Lindsay Allen	7.6	2016-17
4.	Niele Ivey	6.9	2000-01
5.	Mary Gavin	6.6	1985-86
6.	Niele Ivey	6.5	1998-99
7.	Mollie Peirick	6.2	1997-98
8.	Skylar Diggins	6.08	2012-13
9.	Niele Ivey	6.06	1999-00
10.	Lindsay Allen	5.8	2015-16
	Karen Robinson	5.8	1988-89

HIGHEST ASSIST/TURNOVER RATIO

Minimum 3.0 assists per game

Rk.	Player	Ratio	Assists	Turnovers	Season
1.	Lindsay Allen	3.57	282	79	2016-17
2.	Niele Ivey	2.67	247	109	2000-01
3.	Lindsay Allen	2.52	204	81	2015-16
4.	Lindsay Allen	2.24	150	67	2013-14
5.	Skylar Diggins	2.16	222	103	2011-12

BLOCKED SHOTS

MOST BLOCKED SHOTS

Rk.	Player	Blocks	Season
1.	Ruth Riley	113	2000-01
2.	Ruth Riley	101	1998-99
3.	Shari Matvey	94	1979-80
4.	Brianna Turner	89	2014-15
5.	Brianna Turner	88	2015-16
6.	Brianna Turner	86	2016-17
7.	Ruth Riley	85	1999-00
8.	Devereaux Peters	78	2011-12
	Amanda Barksdale	78	2001-02
10.	Ruth Riley	71	1997-98

HIGHEST BLOCKED SHOT AVERAGE

Rk.	Player	Average	Season
1.	Ruth Riley	3.3	1998-99
2.	Ruth Riley	3.14	2000-01
3.	Shari Matvey	3.13	1979-80
4.	Brianna Turner	3.03	2015-16
5.	Amanda Barksdale	3.0	2001-02
6.	Ruth Riley	2.7	1999-00

Rk.	Player	Average	Season
7.	Brianna Turner	2.5	2014-15
8.	Brianna Turner	2.46	2016-17
9.	Ruth Riley	2.2	1997-98
10.	Devereaux Peters	2.0	2011-12
	Devereaux Peters	2.0	2007-08

STEALS

MOST STEALS

Rk.	Player	Steals	Season
1.	Skylar Diggins	114	2012-13
2.	Skylar Diggins	102	2011-12
3.	Niele Ivey	95	1999-00
4.	Niele Ivey	94	2000-01
5.	Mary Gavin	93	1987-88
6.	Jeannine Augustin	92	1996-97
7.	Skylar Diggins	90	2009-10
	Megan Duffy	90	2004-05
9.	Coquese Washington	83	1990-91
10.	Brittany Mallory	81	2011-12
	Krissi Davis	81	1988-89

HIGHEST STEAL AVERAGE

Rk.	Player	Average	Season
1.	Mary Gavin	3.3	1987-88
2.	Coquese Washington	3.2	1991-92
3.	Skylar Diggins	3.1	2012-13
4.	Niele Ivey	2.97	1999-00
5.	Mary Gavin	2.96	1986-87
6.	Coquese Washington	2.9	1992-93
7.	Megan Duffy	2.73	2004-05
8.	Ruth Kaiser	2.65	1981-82
9.	Niele Ivey	2.64	1998-99
10.	Skylar Diggins	2.62	2011-12

TURNOVERS

MOST TURNOVERS

Rk.	Player	Season	Turnovers
1.	Karen Robinson	1988-89	184
2.	Coquese Washington	1990-91	166
3.	Skylar Diggins	2010-11	155
4.	Mary Gavin	1987-88	152
5.	Mollie Peirick	1995-96	138
6.	Mollie Peirick	1997-98	137
7.	Skylar Diggins	2012-13	135
	Coquese Washington	1989-90	135
9.	Michelle Marciniak	1991-92	134
10.	Jeannine Augustin	1996-97	132
	Beth Morgan	1996-97	132

HIGHEST TURNOVER AVERAGE

Rk.	Player	Average	Season
1.	Karen Robinson	5.8	1988-89
2.	Mary Gavin	5.4	1987-88
3.	Coquese Washington	5.2	1990-91
4.	Coquese Washington	4.7	1989-90
5.	Mollie Peirick	4.5	1995-96
6.	Coquese Washington	4.4	1992-93



Rk.	Player	Average	Season
	Coquese Washington	4.4	1991-92
8.	Michelle Marciniak	4.32	1991-92
9.	Mollie Peirick	4.28	1997-98
10.	Le'Tania Severe	4.0	2001-02
	Heidi Bunek	4.0	1987-88

FOULS

MOST FOULS

Rk.	Player	Fouls	Season
1.	Ruth Riley	109	1999-00
	Ruth Riley	109	1997-98
3.	Ruth Riley	106	1998-99
	Margaret Nowlin	106	1990-91
5.	Letitia Bowen	103	1993-94
6.	Devereaux Peters	102	2011-12
	Margaret Nowlin	102	1989-90
	Tricia McManus	102	1979-80
9.	Letitia Bowen	101	1994-95
10.	Mollie Peirick	100	1996-97

MOST TIMES FOULED OUT

Rk.	Player	Times	Season
1.	Ruth Riley	8	1997-98
2.	Margaret Nowlin	7	1990-91
3.	Kelley Siemon	6	1998-99
	Letitia Bowen	6	1993-94
	Tootie Jones	6	1993-94
	Margaret Nowlin	6	1991-92

GAMES

GAMES STARTED

Rk.	Player	Season	Games
1.	Lindsay Allen	2014-15	39
	Jewell Loyd	2014-15	39
	Skylar Diggins	2011-12	39
	Brittany Mallory	2011-12	39
	Natalie Novosel	2011-12	39
	Devereaux Peters	2011-12	39
	Becca Bruszewski	2010-11	39
	Natalie Novosel	2010-11	39
	Devereaux Peters	2010-11	39

GAMES PLAYED

Rk.	Player	Games	Season
1.	16 times	39	
	(MR: Lindsay Allen		2014-15
	(MR: Madison Cable		2014-15
	(MR: Jewell Loyd		2014-15
	(MR: Michaela Mabrey		2014-15
	(MR: Kathryn Westbeld		2014-15

MINUTES

MINUTES PLAYED

Rk.	Player	Minutes	Season
1.	Jackie Young	1,308	2017-18
2.	Arike Ogunbowale	1,305	2017-18
3.	Marina Mabrey	1,303	2017-18
4.	Lindsay Allen	1,279	2016-17
5.	Jewell Loyd	1,249	2014-15
6.	Beth Morgan	1,227	1996-97
7.	Skylar Diggins	1,226	2010-11
8.	Megan Duffy	1,222	2004-05
9.	Lindsay Allen	1,211	2014-15
10.	Skylar Diggins	1,201	2011-12

HIGHEST MINUTES AVERAGE

Rk.	Player	Season	Average
1.	Megan Duffy	2005-06	38.4
2.	Megan Duffy	2004-05	37.0
3.	Mary Gavin	1986-87	35.1
4.	Lindsay Allen	2016-17	34.6
5.	Jackie Young	2017-18	34.4
6.	Arike Ogunbowale	2017-18	34.3
	Marina Mabrey	2017-18	34.3
8.	Charel Allen	2006-07	33.8
	Alicia Ratay	2001-02	33.8
	Sheila McMillen	1998-99	33.8

DOUBLE-DOUBLES

MOST DOUBLE-DOUBLES

Rk.	Player	DDs	Season
1.	Natalie Achonwa	19	2012-13
2.	Katryna Gaither	16	1996-97
3.	Jessica Shepard	15	2017-18
4.	Shari Matvey	15	1979-80
5.	Katryna Gaither	14	1995-96
6.	Jacqueline Batteast	13	2003-04
7.	Devereaux Peters	12	2011-12
8.	Ruth Riley	12	1998-99
9.	Jacqueline Batteast	11	2001-02
	Margaret Nowlin	11	1991-92
	Jane Politiski	11	1978-79

MOST DOUBLE-DOUBLES (GUARD)

Rk.	Player	DDs	Season
1.	Lindsay Schrader	7	2008-09
2.	Lindsay Schrader	6	2009-10
	Danielle Green	6	1998-99
4.	Jackie Young	5	2017-18
	Jewell Loyd	5	2013-14
	Beth Morgan	5	1996-97
7.	Skylar Diggins	4	2011-12
	Niele Ivey	4	2000-01
	Niele Ivey	4	1999-00
	Niele Ivey	4	1998-99
	Sara Liebscher	4	1989-90



INDIVIDUAL RECORDS BY CLASS

Player class years sorted by academic standing; thus, fifth-year seniors may be listed twice under senior year records

MOST POINTS

AS A FRESHMAN

Rk.	Player	Points	Season
1.	Shari Matvey	529	1979-80
2.	Beth Morgan	518	1993-94
3.	Brianna Turner	496	2014-15
4.	Skylar Diggins	484	2009-10
5.	Jewell Loyd	450	2012-13
6.	Alicia Ratay	447	1999-00
7.	Courtney LaVere	398	2002-03
	Arike Ogunbowale	398	2015-16
9.	Michelle Marciniak	381	1991-92
10.	Marina Maybrey	373	2015-16

AS A SOPHOMORE

Rk.	Player	Points	Season
1.	Jewell Loyd	687	2013-14
2.	Katryna Gaither	590	1994-95
3.	Arike Ogunbowale	588	2016-17
4.	Skylar Diggins	585	2010-11
5.	Jackie Young	551	2017-18
6.	Marina Mabrey	540	2016-17
7.	Ruth Riley	514	1998-99
8.	Beth Morgan	482	1994-95
9.	Alicia Ratay	466	2000-01
10.	Kayla McBride	452	2011-12

AS A JUNIOR

Rk.	Player	Points	Season
1.	Arike Ogunbowale	791	2017-18
2.	Jewell Loyd	772	2014-15
3.	Skylar Diggins	657	2011-12
4.	Beth Morgan	626	1995-96
5.	Katryna Gaither	613	1995-96
6.	Jessica Shepard	594	2017-18
7.	Kayla McBride	590	2012-13
8.	Natalie Novosel	588	2010-11
9.	Marina Mabrey	549	2017-18
10.	Charel Allen	545	2006-07

AS A SENIOR

Rk.	Player	Points	Season
1.	Katryna Gaither	776	1996-97
2.	Beth Morgan	696	1996-97
3.	Ruth Riley	672	2000-01
4.	Kayla McBride	669	2013-14
5.	Skylar Diggins	631	2012-13
6.	Natalie Novosel	591	2011-12
7.	Trena Keys	587	1985-86
8.	Jacqueline Batteast	559	2004-05
9.	Karen Robinson	538	1990-91
10.	Charel Allen	513	2007-08

Rk.	Player	Points	Season
	Margaret Nowlin	513	1991-92

HIGHEST SCORING AVERAGE

AS A FRESHMAN

Rk.	Player	Average	Season
1.	Beth Morgan	17.9	1993-94
2.	Shari Matvey	17.6	1979-80
3.	Alicia Ratay	14.0	1999-00
4.	Skylar Diggins	13.82	2009-10
5.	Brianna Turner	13.78	2014-15
6.	Jacqueline Batteast	13.77	2001-02
7.	Mary Beth Schueth	13.0	1981-82
8.	Courtney LaVere	12.8	2002-03
9.	Jewell Loyd	12.5	2012-13
10.	Carrie Bates	12.4	1981-82

AS A SOPHOMORE

Rk.	Player	Average	Season
1.	Katryna Gaither	19.0	1994-95
2.	Jewell Loyd	18.6	2013-14
3.	Beth Morgan	17.9	1994-95
4.	Ruth Riley	16.6	1998-99
5.	Arike Ogunbowale	15.9	2016-17
6.	Skylar Diggins	15.0	2010-11
7.	Shari Matvey	14.8	1980-81
8.	Marina Mabrey	14.6	2016-17
	Brianna Turner	14.6	2015-16
10.	Jackie Young	14.5	2017-18

AS A JUNIOR

Rk.	Player	Average	Season
1.	Arike Ogunbowale	20.8	2017-18
2.	Beth Morgan	20.2	1995-96
3.	Jewell Loyd	19.79	2014-15
4.	Katryna Gaither	19.77	1995-96
5.	Heidi Bunek	17.9	1987-88
6.	Trena Keys	17.3	1984-85
7.	Charel Allen	17.0	2006-07
8.	Skylar Diggins	16.8	2011-12
9.	Ruth Riley	16.2	1999-00
10.	Jacqueline Batteast	16.0	2003-04

AS A SENIOR

Rk.	Player	Average	Season
1.	Katryna Gaither	20.4	1996-97
2.	Trena Keys	19.6	1985-86
3.	Ruth Riley	18.7	2000-01
4.	Beth Morgan	18.3	1996-97
5.	Kayla McBride	17.6	2013-14
6.	Skylar Diggins	17.1	2012-13
7.	Jacqueline Batteast	16.9	2004-05
8.	Karen Robinson	16.8	1990-91
9.	Margaret Nowlin	16.6	1991-92
10.	Heidi Bunek	16.2	1988-89



MOST FIELD-GOALS MADE

AS A FRESHMAN

Rk.	Player	Made	Season
1.	Shari Matvey	237	1979-80
2.	Brianna Turner	202	2014-15
3.	Beth Morgan	192	1993-94
4.	Skylar Diggins	169	2009-10
5.	Jewell Loyd	164	2012-13
6.	Courtney LaVere	151	2002-03
7.	Alicia Ratay	145	1999-00
8.	Arike Ogunbowale	143	2015-16
9.	Michelle Marciniak	142	1991-92
10.	Ruth Riley	141	1997-98

AS A SOPHOMORE

Rk.	Player	Made	Season
1.	Jewell Loyd	267	2013-14
2.	Katryna Gaither	252	1994-95
3.	Arike Ogunbowale	217	2016-17
4.	Jackie Young	212	2017-18
5.	Skylar Diggins	202	2010-11
6.	Ruth Riley	198	1998-99
7.	Marina Mabrey	195	2016-17
8.	Shari Matvey	184	1980-81
9.	Kayla McBride	179	2011-12
	Jacqueline Batteast	179	2002-03

AS A JUNIOR

Rk.	Player	Made	Season
1.	Arike Ogunbowale	291	2017-18
2.	Jewell Loyd	272	2014-15
3.	Katryna Gaither	261	1995-96
4.	Jessica Shepard	244	2017-18
5.	Kayla McBride	237	2012-13
6.	Skylar Diggins	233	2011-12
7.	Brianna Turner	226	2016-17
8.	Beth Morgan	219	1995-96
9.	Charel Allen	213	2006-07
10.	Heidi Bunk	212	1987-88

AS A SENIOR

Rk.	Player	Made	Season
1.	Katryna Gaither	324	1996-97
2.	Kayla McBride	259	2013-14
3.	Trena Keys	250	1985-86
4.	Ruth Riley	245	2000-01
5.	Beth Morgan	235	1996-97
6.	Karen Robinson	228	1990-91
7.	Skylar Diggins	218	2012-13
8.	Margaret Nowlin	212	1991-92
9.	Jacqueline Batteast	208	2004-05
10.	Charel Allen	198	2007-08

MOST FGS ATTEMPTED

AS A FRESHMAN

Rk.	Player	Attempts	Season
1.	Beth Morgan	410	1993-94
2.	Shari Matvey	407	1979-80
3.	Skylar Diggins	385	2009-10
4.	Jewell Loyd	367	2012-13
5.	Michelle Marciniak	357	1991-92
6.	Arike Ogunbowale	330	2015-16
7.	Jacqueline Batteast	327	2001-02
8.	Courtney LaVere	311	2002-03
9.	Brianna Turner	310	2014-15
10.	Alicia Ratay	294	1999-00

AS A SOPHOMORE

Rk.	Player	Attempts	Season
1.	Jewell Loyd	2013-14	516
2.	Arike Ogunbowale	2016-17	483
3.	Skylar Diggins	2010-11	468
4.	Jacqueline Batteast	2002-03	461
5.	Marina Mabrey	2016-17	414
6.	Jackie Young	2017-18	408
7.	Katryna Gaither	1994-95	406
8.	Beth Morgan	1994-95	392
9.	Shari Matvey	1980-81	379
10.	Kayla McBride	2011-12	361

AS A JUNIOR

Rk.	Player	Attempts	Season
1.	Arike Ogunbowale	657	2017-18
2.	Jewell Loyd	614	2014-15
3.	Kayla McBride	523	2012-13
4.	Charel Allen	491	2006-07
5.	Beth Morgan	475	1995-96
6.	Skylar Diggins	466	2011-12
7.	Jacqueline Batteast	451	2003-04
8.	Jessica Shepard	432	2017-18
9.	Marina Mabrey	421	2017-18
10.	Natalie Novosel	414	2010-11

AS A SENIOR

Rk.	Player	Attempts	Season
1.	Beth Morgan	575	1996-97
2.	Kayla McBride	557	2013-14
3.	Katryna Gaither	544	1996-97
4.	Skylar Diggins	515	2012-13
5.	Jacqueline Batteast	505	2004-05
6.	Trena Keys	483	1985-86
7.	Karen Robinson	475	1990-91
8.	Natalie Novosel	455	2011-12
9.	Charel Allen	447	2007-08
10.	Ruth Riley	390	2000-01



HIGHEST FG PERCENTAGE

AS A FRESHMAN

Minimum 3.5 made per game

Rk.	Player	M-A	%	Season
1.	Brianna Turner	202-310	.652*	2014-15
2.	Ruth Riley	141-235	.600	1997-98
3.	Heidi Bunek	96-161	.596	1985-86
4.	Carrie Bates	136-231	.589	1981-82
5.	Shari Matvey	237-407	.582	1979-80
6.	Kayla McBride	68-122	.557	2010-11
7.	Annie Schwartz	112-209	.536	1986-87
8.	Sandy Botham	108-204	.529	1984-85
9.	Devereaux Peters	82-157	.522	2007-08
10.	Mary Beth Schueth	137-265	.517	1981-82

* NCAA national statistical leader

AS A SOPHOMORE

Rk.	Player	M-A	%	Season
1.	Ruth Riley	198-290	.683*	1998-99
2.	Sandy Botham	172-269	.639	1985-86
3.	Katryna Gaither	252-406	.621	1994-95
4.	Carey Poor	99-163	.607	1993-94
5.	Heidi Bunek	161-267	.603	1986-87
6.	Brianna Turner	169-285	.593	2015-16
7.	Krissi Davis	120-208	.577	1988-89
8.	Sara Liebscher	118-216	.546	1988-89
9.	Comalita Haysbert	80-147	.544	1989-90
10.	Lindsay Allen	155-297	.522	2014-15

* NCAA national statistical leader

AS A JUNIOR

Rk.	Player	M-A	%	Season
1.	Katryna Gaither	261-412	.633	1995-96
2.	Brianna Turner	226-365	.619	2016-17
3.	Ruth Riley	193-314	.615	1999-00
4.	Heidi Bunek	212-348	.609	1987-88
5.	Krissi Davis	145-250	.580	1989-90
6.	Jessica Shepard	244-432	.565	2017-18
7.	Sandy Botham	138-246	.561	1986-87
8.	Carrie Bates	129-234	.551	1983-84
9.	Shari Matvey	109-203	.537	1981-82
10.	Natalie Achonwa	184-354	.520	2012-13

AS A SENIOR

Rk.	Player	M-A	%	Season
1.	Ruth Riley	245-390	.628	2000-01
2.	Natalie Achonwa	193-316	.611	2013-14
3.	Sandy Botham	176-291	.605	1987-88
4.	Katryna Gaither	324-544	.596	1996-97
5.	Devereaux Peters	195-329	.593	2010-11
6.	Krissi Davis	158-273	.579	1990-91
7.	Rosanne Bohman	162-288	.562	1996-97
8.	Margaret Nowlin	212-381	.556	1991-92
9.	Kelley Siemon	155-282	.550	2000-01
10.	Carrie Bates	88-161	.547	1984-85

MOST 3-POINT FIELD-GOALS

AS A FRESHMAN

Rk.	Player	Made	Season
1.	Alicia Ratay	73	1999-00
2.	Beth Morgan	46	1993-94
3.	Sheila McMillen	41	1995-96
4.	Skylar Diggins	35	2009-10
5.	Brittany Mallory	34	2007-08
	Marina Mabrey	34	2015-16
7.	Jewell Loyd	31	2012-13
	Sherisha Hills	31	1998-99
9.	Jeneka Joyce	30	2000-01
10.	Kellie Watson	28	2008-09

AS A SOPHOMORE

Rk.	Player	Made	Season
1.	Alicia Ratay	81	2000-01
2.	Marina Mabrey	75	2016-17
3.	Michaela Mabrey	72	2013-14
4.	Arike Ogunbowale	64	2016-17
5.	Beth Morgan	53	1994-95
6.	Lisa Kuhns	48	1987-88
7.	Megan Duffy	46	2003-04
8.	Sheila McMillen	42	1996-97
9.	Skylar Diggins	36	2010-11
10.	Jewell Loyd	35	2013-14

AS A JUNIOR

Rk.	Player	Made	Season
1.	Marina Mabrey	85	2017-18
2.	Michaela Mabrey	75	2014-15
3.	Beth Morgan	71	1995-96
4.	Sheila McMillen	68	1997-98
5.	Arike Ogunbowale	65	2017-18
6.	Alicia Ratay	58	2001-02
7.	Megan Duffy	50	2004-05
8.	Niele Ivey	47	1998-99
9.	Ashley Barlow	40	2008-09
10.	Mollie Peirick	39	1996-97

AS A SENIOR

Rk.	Player	Made	Season
1.	Sheila McMillen	98	1998-99
2.	Madison Cable	73	2015-16
3.	Michaela Mabrey	64	2015-16
4.	Niele Ivey	61	1999-00
	Beth Morgan	61	1996-97
6.	Megan Duffy	58	2005-06
7.	Niele Ivey	57	2000-01
	Mollie Peirick	57	1997-98
9.	Ashley Barlow	53	2009-10
10.	Alicia Ratay	50	2002-03



MOST 3-PT FGS ATTEMPTED

AS A FRESHMAN

Rk.	Player	Attempts	Seasons
1.	Alicia Ratay	152	1999-00
2.	Beth Morgan	124	1993-94
3.	Brittany Mallory	122	2007-08
4.	Sherisha Hills	114	1998-99
5.	Skylar Diggins	100	2009-10
6.	Kellie Watson	94	2008-09
7.	Sheila McMillen	89	1995-96
8.	Jacqueline Batteast	81	2001-02
9.	Jeneka Joyce	79	2000-01
10.	Jewell Loyd	75	2012-13
	Marina Mabrey	75	2015-16

AS A SOPHOMORE

Rk.	Player	Attempts	Season
1.	Marina Mabrey	196	2016-17
2.	Michaela Mabrey	171	2013-14
3.	Alicia Ratay	148	2000-01
4.	Sheila McMillen	142	1996-97
5.	Arike Ogunbowale	141	2016-17
6.	Beth Morgan	139	1994-95
7.	Lisa Kuhns	118	1987-88
8.	Megan Duffy	114	2003-04
9.	Skylar Diggins	108	2010-11
10.	Ashley Barlow	89	2007-08

AS A JUNIOR

Rk.	Player	Attempts	Season
1.	Marina Mabrey	218	2017-18
2.	Michaela Mabrey	186	2014-15
3.	Beth Morgan	178	1995-96
4.	Sheila McMillen	172	1997-98
5.	Arike Ogunbowale	170	2017-18
6.	Alicia Ratay	142	2001-02
7.	Megan Duffy	125	2004-05
8.	Ashley Barlow	110	2008-09
9.	Jewell Loyd	107	2014-15
10.	Niele Ivey	105	1998-99

AS A SENIOR

Rk.	Player	Attempts	Season
1.	Sheila McMillen	247	1998-99
2.	Beth Morgan	187	1996-97
3.	Megan Duffy	167	2005-06
	Niele Ivey	167	1999-00
5.	Mollie Peirick	163	1997-98
6.	Michaela Mabrey	160	2015-16
7.	Madison Cable	155	2015-16
8.	Ashley Barlow	146	2009-10
9.	Niele Ivey	129	2000-01
10.	Skylar Diggins	127	2012-13

HIGHEST 3-PT FG PERCENTAGE

AS A FRESHMAN

Minimum 1 made per game

Rk.	Player	3FGM-A	%	Season
1.	Alicia Ratay	73-152	.480	1999-00
2.	Sheila McMillen	41-89	.461	1995-96
3.	Marina Maybrey	34-75	.453	2015-16
4.	Jeneka Joyce	30-79	.380	2000-01
5.	Beth Morgan	46-124	.371	1993-94
6.	Skylar Diggins	35-100	.350	2009-10
7.	Jacqueline Batteast	27-81	.333	2001-02
8.	Brittany Mallory	34-122	.279	2007-08
9.	Sherisha Hills	31-114	.272	1998-99

AS A SOPHOMORE

Rk.	Player	3FGM-A	%	Season
1.	Alicia Ratay	81-148	.547*	2000-01
2.	Arike Ogunbowale	64-141	.454	2016-17
3.	Michaela Mabrey	72-171	.421	2013-14
4.	Lisa Kuhns	48-118	.407	1987-88
5.	Megan Duffy	46-114	.404	2003-04
6.	Marina Mabrey	75-196	.383	2016-17
7.	Beth Morgan	53-139	.381	1994-95

* NCAA sophomore record

AS A JUNIOR

Rk.	Player	3FGM-A	%	Season
1.	Niele Ivey	47-105	.448	1998-99
2.	Sherri Orlosky	31-74	.419	1992-93
3.	Mollie Peirick	39-94	.415	1996-97
4.	Alicia Ratay	58-142	.408	2001-02
5.	Michaela Mabrey	75-186	.403	2014-15
6.	Megan Duffy	50-125	.400	2004-05
7.	Beth Morgan	71-178	.399	1995-96
8.	Sheila McMillen	68-172	.395	1997-98
9.	Marina Mabrey	85-218	.390	2017-18
10.	Arike Ogunbowale	65-170	.382	2017-18

AS A SENIOR

Rk.	Player	3FGM-A	%	Season
1.	Madison Cable	39-82	.476	2014-15
2.	Madison Cable	73-155	.471	2015-16
3.	Alicia Ratay	50-108	.463	2002-03
4.	Niele Ivey	57-129	.442	2000-01
5.	Lisa Kuhns	37-85	.435	1989-90
6.	Natalie Novosel	44-107	.411	2011-12
7.	Brittany Mallory	45-112	.402	2010-11
8.	Michaela Mabrey	64-160	.400	2015-16
9.	Sheila McMillen	98-247	.397	1998-99
10.	Jeneka Joyce	44-111	.396	2003-04



MOST FREE-THROWS MADE

AS A FRESHMAN

Rk.	Player	FTM	Season
1.	Skylar Diggins	111	2009-10
2.	Courtney LaVere	95	2002-03
3.	Arike Ogunbowale	94	2015-16
4.	Brianna Turner	92	2014-15
5.	Jewell Loyd	91	2012-13
6.	Ashley Barlow	90	2006-07
7.	Beth Morgan	88	1993-94
8.	Ruth Riley	86	1997-98
9.	Michelle Marciniak	85	1991-92
	Marina Mabrey	85	2015-16

AS A SOPHOMORE

Rk.	Player	FTM	Season
1.	Skylar Diggins	145	2010-11
2.	Jewell Loyd	118	2013-14
3.	Ruth Riley	118	1998-99
4.	Jackie Young	116	2017-18
5.	Ashley Barlow	111	2007-08
6.	Krissi Davis	94	1988-89
7.	Arike Ogunbowale	90	2016-17
8.	Letitia Bowen	87	1992-93
9.	Megan Duffy	86	2003-04
10.	Katryna Gaither	86	1994-95

AS A JUNIOR

Rk.	Player	FTM	Season
1.	Jewell Loyd	195	2014-15
2.	Natalie Novosel	183	2010-11
3.	Skylar Diggins	158	2011-12
4.	Natalie Achonwa	144	2012-13
	Arike Ogunbowale	144	2017-18
6.	Megan Duffy	137	2004-05
7.	Ruth Riley	132	1999-00
8.	Beth Morgan	117	1995-96
9.	Danielle Green	116	1998-99
10.	Alicia Ratay	112	2001-02

AS A SENIOR

Rk.	Player	FTM	Season
1.	Ruth Riley	182	2000-01
2.	Natalie Novosel	165	2011-12
	Beth Morgan	165	1996-97
4.	Skylar Diggins	149	2012-13
5.	Megan Duffy	135	2005-06
6.	Katryna Gaither	128	1996-97
7.	Jacqueline Batteast	127	2004-05
8.	Alicia Ratay	126	2002-03
9.	Danielle Green	116	1998-99
10.	Kayla McBride	110	2013-14
	Karen Robinson	101	1989-90

MOST FTS ATTEMPTED

AS A FRESHMAN

Rk.	Player	FTA	Season
1.	Brianna Turner	152	2014-15
2.	Skylar Diggins	142	2009-10
3.	Courtney LaVere	136	2002-03
4.	Arike Ogunbowale	131	2015-16
5.	Ruth Riley	115	1997-98
6.	Beth Morgan	112	1993-94
7.	Jewell Loyd	111	2012-13
	Lindsay Schrader	111	2005-06
9.	Kelley Siemon	110	1997-98
	Michelle Marciniak	110	1991-92

AS A SOPHOMORE

Rk.	Player	FTA	Season
1.	Skylar Diggins	198	2010-11
2.	Ruth Riley	171	1998-99
3.	Katryna Gaither	167	1994-95
4.	Jackie Young	147	2017-18
5.	Jewell Loyd	146	2013-14
6.	Ashley Barlow	138	2007-08
7.	Brianna Turner	133	2015-16
8.	Krissi Davis	124	1988-89
9.	Arike Ogunbowale	123	2016-17
10.	Le'Tania Severe	117	2001-02

AS A JUNIOR

Rk.	Player	FTA	Season
1.	Jewell Loyd	236	2014-15
2.	Natalie Novosel	232	2010-11
3.	Skylar Diggins	201	2011-12
4.	Arike Ogunbowale	181	2017-18
5.	Natalie Achonwa	180	2012-13
6.	Ruth Riley	164	1999-00
7.	Katryna Gaither	157	1995-96
8.	Jessica Shepard	156	2017-18
9.	Megan Duffy	153	2004-05
10.	Danielle Green	151	1998-99

AS A SENIOR

Rk.	Player	FTA	Season
1.	Ruth Riley	237	2000-01
2.	Beth Morgan	204	1996-97
	Natalie Novosel	199	2011-12
4.	Skylar Diggins	183	2012-13
5.	Katryna Gaither	180	1996-97
6.	Jacqueline Batteast	162	2004-05
7.	Megan Duffy	152	2005-06
8.	Danielle Green	151	1999-00
9.	Natalie Achonwa	148	2013-14
10.	Alicia Ratay	143	2002-03



HIGHEST FT PERCENTAGE

AS A FRESHMAN

Minimum 2 made per game

Rk.	Player	FTM-A	%	Season
1.	Charel Allen	72-85	.847	2004-05
2.	Carey Poor	49-58	.845	1992-93
3.	Alicia Ratay	84-101	.832	1999-00
4.	Ashley Barlow	90-109	.826	2006-07
5.	Jewell Loyd	91-111	.820	2012-13
6.	Marina Mabrey	85-104	.817	2015-16
7.	Beth Morgan	88-112	.786	1993-94
8.	Skylar Diggins	111-142	.782	2009-10
9.	Karen Robinson	57-73	.781	1987-88
10.	Michelle Marciniak	85-110	.773	1991-92

AS A SOPHOMORE

Rk.	Player	FTM-A	%	Season
1.	Marina Mabrey	75-89	.843	2016-17
2.	Letitia Bowen	87-106	.821	1992-93
3.	Megan Duffy	86-105	.819	2003-04
4.	Sara Liebscher	72-88	.818	1988-89
5.	Jewell Loyd	118-146	.808	2013-14
6.	Ashley Barlow	111-138	.804	2007-08
7.	Karen Robinson	82-102	.804	1988-89
8.	Beth Morgan	77-96	.802	1994-95
9.	Jackie Young	116-147	.789	2017-18
10.	Niele Ivey	63-80	.788	1997-98

AS A JUNIOR

Rk.	Player	FTM-A	%	Season
1.	Kayla McBride	90-100	.900	2012-13
2.	Megan Duffy	137-153	.895	2004-05
3.	Alicia Ratay	112-127	.882	2001-02
4.	Niele Ivey	80-92	.870	1998-99
5.	Marina Mabrey	78-91	.857	2017-18
6.	Beth Morgan	117-137	.854	1995-96
7.	Charel Allen	93-111	.838	2006-07
8.	Jewell Loyd	195-236	.826	2014-15
9.	Carrie Bates	75-91	.824	1983-84
10.	Laura Dougherty	55-67	.821	1983-84

AS A SENIOR

Rk.	Player	FTM-A	%	Season
1.	Megan Duffy	135-152	.888	2005-06
2.	Alicia Ratay	126-143	.881	2002-03
3.	Kayla McBride	110-125	.880	2013-14
4.	Sheila McMillen	88-101	.871	1998-99
5.	Krissi Davis	107-126	.849	1990-91
6.	Madison Cable	69-81	.852	2015-16
7.	Mollie Peirick	67-80	.838	1997-98
8.	Natalie Novosel	165-199	.829	2011-12
9.	Ashley Barlow	84-102	.824	2009-10
10.	Le'Tania Severe	97-118	.822	2003-04

MOST REBOUNDS

AS A FRESHMAN

Rk.	Player	Reb.	Season
1.	Shari Matvey	305	1979-80
2.	Brianna Turner	283	2014-15
3.	Ruth Riley	233	1997-98
4.	Mary Beth Schueth	227	1981-82
5.	Letitia Bowen	218	1991-92
6.	Natalie Achonwa	208	2010-11
7.	Jacqueline Batteast	204	2001-02
8.	Courtney LaVere	180	2002-03
9.	Taya Reimer	175	2013-14
10.	Ashley Barlow	173	2006-07

AS A SOPHOMORE

Rk.	Player	Reb.	Season
1.	Jacqueline Batteast	267	2002-03
2.	Ruth Riley	260	1998-99
3.	Jackie Young	252	2017-18
4.	Letitia Bowen	246	1992-93
5.	Mary Beth Schueth	241	1982-83
6.	Jewell Loyd	239	2013-14
7.	Katryna Gaither	239	1994-95
8.	Taya Reimer	227	2014-15
9.	Sandy Botham	223	1985-86
10.	Margaret Nowlin	217	1989-90

AS A JUNIOR

Rk.	Player	Reb.	Season
1.	Natalie Achonwa	350	2012-13
2.	Jessica Shepard	308	2017-18
3.	Katryna Gaither	283	1995-96
4.	Jacqueline Batteast	276	2003-04
5.	Letitia Bowen	276	1993-94
6.	Brianna Turner	247	2016-17
7.	Heidi Bunek	246	1987-88
8.	Margaret Nowlin	240	1990-91
9.	Ruth Riley	233	1999-00
10.	Krissi Davis	233	1989-90

AS A SENIOR

Player	Season	Rebs.	
Rk.	Player	Reb.	Season
1.	Katryna Gaither	368	1996-97
2.	Devereaux Peters	363	2011-12
3.	Devereaux Peters	293	2010-11
4.	Ruth Riley	281	2000-01
5.	Margaret Nowlin	270	1991-92
6.	Letitia Bowen	259	1994-95
7.	Natalie Achonwa	255	2013-14
8.	Beth Morgan	233	1996-97
9.	Lindsay Schrader	228	2009-10
	Lindsay Schrader	228	2008-09
	Kelley Siemon	228	2000-01



HIGHEST REB. AVERAGE

AS A FRESHMAN

Rk.	Player	RPG	Season
1.	Shari Matvey	10.2	1979-80
2.	Mary Beth Schueth	9.1	1981-82
3.	Brianna Turner	7.9	2014-15
4.	Jacqueline Batteast	7.84	2001-02
5.	Letitia Bowen	7.79	1991-92
6.	Ruth Riley	7.3	1997-98
7.	Carrie Bates	6.5	1981-82
8.	Heidi Bunek	6.3	1985-86
9.	Devereaux Peters	5.6	2007-08
	Courtney LaVere	5.6	2002-03

AS A SOPHOMORE

Rk.	Player	RPG	Season
1.	Janice Crowe	10.2	1980-81
2.	Letitia Bowen	9.8	1992-93
3.	Mary Beth Schueth	9.0	1982-83
4.	Ruth Riley	8.4	1998-99
5.	Jacqueline Batteast	8.3	2002-03
6.	Heidi Bunek	8.0	1986-87
7.	Katryna Gaither	7.7	1994-95
8.	Shari Matvey	7.6	1980-81
9.	Margaret Nowlin	7.5	1989-90
10.	Brianna Turner	7.3	2015-16

AS A JUNIOR

Rk.	Player	RPG	Season
1.	Jane Politiski	9.6	1978-79
2.	Letitia Bowen	9.52	1993-94
3.	Natalie Achonwa	9.46	2012-13
4.	Katryna Gaither	9.1	1995-96
5.	Heidi Bunek	8.8	1987-88
6.	Jacqueline Batteast	8.6	2003-04
7.	Jessica Shepard	8.1	2017-18
8.	Krissi Davis	8.0	1989-90
9.	Margaret Nowlin	7.5	1990-91
10.	Ruth Riley	7.3	1999-00

AS A SENIOR

Rk.	Player	RPG	Season
1.	Katryna Gaither	9.7	1996-97
2.	Jane Politiski	9.6	1978-79
3.	Devereaux Peters	9.3	2011-12
4.	Margaret Nowlin	8.7	1991-92
5.	Letitia Bowen	8.4	1994-95
6.	Jane Politiski	7.9	1979-80
7.	Ruth Riley	7.8	2000-01
	Sandy Botham	7.8	1987-88
9.	Natalie Achonwa	7.73	2013-14
10.	Mary Beth Schueth	7.65	1984-85

MOST ASSISTS

AS A FRESHMAN

Rk.	Player	Assists	Season
1.	Lindsay Allen	150	2013-14
2.	Mary Gavin	116	1984-85
3.	Coqueuse Washington	114	1989-90
4.	Skylar Diggins	112	2009-10
5.	Mollie Peirick	106	1994-95
6.	Karen Robinson	99	1987-88
7.	Ruth Kaiser	89	1981-82
8.	Michelle Marciniak	85	1991-92
9.	Melissa Lechlitner	83	2006-07
	Vonnie Thompson	83	1983-84

AS A SOPHOMORE

Rk.	Player	Assists	Season
1.	Lindsay Allen	205	2014-15
	Mary Gavin	205	1985-86
3.	Skylar Diggins	186	2010-11
4.	Karen Robinson	184	1988-89
5.	Coqueuse Washington	179	1990-91
6.	Mollie Peirick	177	1995-96
7.	Le'Tania Severe	146	2001-02
8.	Jackie Young	139	2017-18
9.	Mollie Peirick	138	1995-96
10.	Megan Duffy	125	2003-04

AS A JUNIOR

Rk.	Player	Assists	Season
1.	Skylar Diggins	222	2011-12
2.	Mary Gavin	214	1986-87
3.	Lindsay Allen	204	2015-16
4.	Niele Ivey	181	1998-99
5.	Megan Duffy	178	2004-05
6.	Mollie Peirick	169	1996-97
7.	Marina Mabrey	168	2017-18
8.	Coqueuse Washington	141	1991-92
9.	Karen Robinson	137	1989-90
10.	Tulayah Gaines	125	2006-07

AS A SENIOR

Rk.	Player	Assists	Season
1.	Lindsay Allen	282	2016-17
2.	Niele Ivey	247	2000-01
3.	Mary Gavin	243	1987-88
4.	Skylar Diggins	225	2012-13
5.	Mollie Peirick	199	1997-98
6.	Niele Ivey	194	1999-00
7.	Jeannine Augustin	193	1996-97
8.	Karen Robinson	159	1990-91
9.	Kara Leahy	151	1993-94
10.	Kayla McBride	146	2013-14



HIGHEST ASSIST AVG.

AS A FRESHMAN

Rk.	Player	APG	Season
1.	Mary Gavin	4.5	1984-85
2.	Lindsay Allen	3.94	2013-14
3.	Mollie Peirick	3.93	1994-95
	Coquese Washington	3.93	1989-90
5.	Ruth Kaiser	3.87	1981-82
6.	Karen Robinson	3.5	1987-88
7.	Skylar Diggins	3.2	2009-10
	Laura Dougherty	3.2	1981-82
9.	Vonnie Thompson	3.0	1983-84
10.	Audrey Gomez	2.9	1991-92

AS A SOPHOMORE

Rk.	Player	APG	Season
1.	Mary Gavin	6.6	1985-86
2.	Karen Robinson	5.8	1988-89
3.	Mollie Peirick	5.7	1995-96
4.	Coquese Washington	5.6	1990-91
5.	Lindsay Allen	5.3	2014-15
6.	Le'Tania Severe	4.9	2001-02
7.	Skylar Diggins	4.8	2010-11
8.	Megan Duffy	3.9	2003-04
9.	Laura Dougherty	3.8	1982-83
10.	Diondra Toney	3.7	1986-87

AS A JUNIOR

Rk.	Player	APG	Season
1.	Mary Gavin	7.9	1986-87
2.	Niele Ivey	6.5	1998-99
3.	Skylar Diggins	5.7	2011-12
4.	Coquese Washington	5.6	1991-92
5.	Megan Duffy	5.4	2004-05
6.	Lindsay Allen	5.3	2015-16
7.	Karen Robinson	4.7	1989-90
8.	Mollie Pierick	4.5	1996-97
9.	Marina Mabrey	4.4	2017-18
10.	Molly Cashman	4.0	1978-79

AS A SENIOR

Rk.	Player	APG	Season
1.	Mary Gavin	8.7	1987-88
2.	Lindsay Allen	7.6	2016-17
3.	Niele Ivey	6.9	2000-01
4.	Mollie Peirick	6.2	1997-98
5.	Skylar Diggins	6.1	2012-13
6.	Niele Ivey	6.1	1999-00
7.	Kara Leary	5.2	1993-94
8.	Jeannine Augustin	5.1	1996-97
9.	Karen Robinson	5.0	1990-91
10.	Coquese Washington	4.4	1992-93

MOST BLOCKED SHOTS

AS A FRESHMAN

Rk.	Player	Blocks	Season
1.	Shari Matvey	94	1979-80
2.	Brianna Turner	89	2014-15
3.	Ruth Riley	71	1997-98
4.	Taya Reimer	52	2013-14
5.	Devereaux Peters	45	2007-08
6.	Erica Williamson	39	2006-07
7.	Erica Solomon	38	2008-09
8.	Jacqueline Batteast	36	2001-02
9.	Amanda Barksdale	34	1999-00
10.	Majenica Rupe	28	1989-90

AS A SOPHOMORE

Rk.	Player	Blocks	Season
1.	Ruth Riley	101	1998-99
2.	Brianna Turner	88	2015-16
3.	Amanda Barksdale	58	2000-01
4.	Jacqueline Batteast	50	2002-03
5.	Katryna Gaither	46	1994-95
6.	Taya Reimer	43	2014-15
7.	Teresa Borton	42	2002-03
8.	Courtney LaVere	41	2003-04
9.	Erica Williamson	38	2007-08
10.	Melissa D'Amico	35	2005-06

AS A JUNIOR

Rk.	Player	Blocks	Season
1.	Brianna Turner	86	2016-17
2.	Ruth Riley	85	1999-00
3.	Amanda Barksdale	78	2001-02
4.	Ariel Braker	45	2012-13
5.	Trena Keys	43	1984-85
6.	Katryna Gaither	40	1995-96
7.	Heidi Bunek	39	1987-88
	Tricia McManus	39	1979-80
9.	Jacqueline Batteast	38	2003-04
10.	Natalie Achonwa	34	2012-13

AS A SENIOR

Rk.	Player	Blocks	Season
1.	Ruth Riley	113	2000-01
2.	Devereaux Peters	78	2011-12
3.	Devereaux Peters	68	2010-11
4.	Teresa Borton	57	2004-05
5.	Courtney LaVere	50	2005-06
6.	Jacqueline Batteast	43	2004-05
7.	Natalie Achonwa	39	2013-14
8.	Katryna Gaither	35	1996-97
9.	Trena Keys	30	1985-86
10.	Skylar Diggins	27	2012-13



HIGHEST BLOCK AVG.

AS A FRESHMAN

Rk.	Player	BPG	Season
1.	Shari Matvey	3.1	1979-80
2.	Brianna Turner	2.5	2014-15
3.	Ruth Riley	2.2	1997-98
4.	Devereaux Peters	2.0	2007-08
5.	Jacqueline Batteast	1.38	2001-02
6.	Taya Reimer	1.37	2013-14
7.	Erica Williamson	1.3	2006-07
8.	Erica Solomon	1.23	2008-09
9.	Amanda Barksdale	1.21	1999-00
10.	Trena Keys	1.0	1982-83

AS A SOPHOMORE

Rk.	Player	BPG	Season
1.	Ruth Riley	3.3	1998-99
2.	Brianna Turner	3.0	2015-16
3.	Amanda Barksdale	1.7	2000-01
4.	Jacqueline Batteast	1.6	2002-03
5.	Katryna Gaither	1.5	1994-95
6.	Teresa Borton	1.3	2002-03
7.	Courtney LaVere	1.28	2003-04
8.	Melissa D'Amico	1.17	2005-06
	Tricia McManus	1.17	1979-80
10.	Taya Reimer	1.16	2014-15

AS A JUNIOR

Rk.	Player	BPG	Season
1.	Amanda Barksdale	3.0	2001-02
2.	Ruth Riley	2.7	1999-00
3.	Brianna Turner	2.5	2016-17
4.	Trena Keys	1.5	1984-85
5.	Heidi Bunek	1.4	1987-88
6.	Tricia McManus	1.3	1979-80
7.	Katryna Gaither	1.29	1995-96
8.	Ariel Braker	1.25	2012-13
9.	Devereaux Peters	1.2	2009-10
	Jacqueline Batteast	1.2	2003-04

AS A SENIOR

Rk.	Player	BPG	Season
1.	Ruth Riley	3.1	2000-01
2.	Devereaux Peters	2.0	2011-12
3.	Devereaux Peters	1.74	2010-11
4.	Teresa Borton	1.73	2004-05
5.	Courtney LaVere	1.67	2005-06
6.	Jacqueline Batteast	1.3	2004-05
7.	Natalie Achonwa	1.2	2013-14
8.	Beth Morrison	1.1	1986-87
9.	Trena Keys	1.0	1985-86
10.	Skylar Diggins	27	2012-13

MOST STEALS

AS A FRESHMAN

Rk.	Player	Steals	Season
1.	Skylar Diggins	90	2009-10
2.	Coquese Washington	67	1989-90
3.	Ashley Barlow	63	2006-07
	Michelle Marciniak	63	1991-92
5.	Ruth Kaiser	61	1981-82
6.	Laura Dougherty	60	1981-82
7.	Marina Mabrey	53	2015-16
8.	Mary Beth Schueth	52	1981-82
9.	Lindsay Allen	49	2013-14
	Alicia Ratay	49	1999-00

AS A SOPHOMORE

Rk.	Player	Steals	Season
1.	Coquese Washington	83	1990-91
2.	Krissi Davis	81	1988-89
3.	Niele Ivey	77	1997-98
4.	Skylar Diggins	75	2010-11
5.	Mary Gavin	72	1985-86
6.	Ashley Barlow	68	2007-08
7.	Jacqueline Batteast	63	2002-03
	Karen Robinson	63	1988-89
9.	Kayla McBride	60	2011-12
	Le'Tania Severe	60	2001-02
	Mollie Peirick	60	1995-96

AS A JUNIOR

Rk.	Player	Steals	Season
1.	Skylar Diggins	102	2011-12
2.	Megan Duffy	90	2004-05
3.	Mary Gavin	80	1986-87
4.	Marina Mabrey	79	2017-18
	Coquese Washington	79	1991-92
6.	Niele Ivey	74	1998-99
7.	Comalita Haysbert	72	1990-91
8.	Ashley Barlow	70	2008-09
9.	Le'Tania Severe	69	2002-03
	Letitia Bowen	69	1993-94

AS A SENIOR

Rk.	Player	Steals	Season
1.	Skylar Diggins	114	2012-13
2.	Niele Ivey	95	1999-00
3.	Niele Ivey	94	2000-01
4.	Mary Gavin	93	1987-88
5.	Jeannine Augustin	92	1996-97
6.	Lindsay Allen	83	2016-17
7.	Brittany Mallory	81	2011-12
8.	Ashley Barlow	80	2009-10
9.	Devereaux Peters	78	2011-12
	Coquese Washington	78	1992-93



HIGHEST STEAL AVERAGE

AS A FRESHMAN

Rk.	Player	SPG	Season
1.	Ruth Kaiser	2.7	1981-82
2.	Skylar Diggins	2.6	2009-10
3.	Laura Dougherty	2.4	1981-82
4.	Coquese Washington	2.3	1989-90
5.	Trena Keys	2.11	1982-83
6.	Mary Beth Schueth	2.08	1981-82
7.	Michelle Marciniak	2.03	1991-92
8.	Ashley Barlow	1.97	2006-07
9.	Devereaux Peters	1.7	2007-08
10.	Alicia Ratay	1.5	1999-00

AS A SOPHOMORE

Rk.	Player	SPG	Season
1.	Coquese Washington	2.6	1990-91
2.	Niele Ivey	2.5	1997-98
	Krissi Davis	2.5	1988-89
4.	Mary Gavin	2.3	1985-86
5.	Ruth Kaiser	2.1	1982-83
6.	Le'Tania Severe	2.0	2001-02
7.	Jacqueline Batteast	1.97	2002-03
	Karen Robinson	1.97	1988-89
9.	Mollie Peirick	1.94	1995-96
10.	Skylar Diggins	1.92	2010-11

AS A JUNIOR

Rk.	Player	SPG	Season
1.	Coquese Washington	3.2	1991-92
2.	Mary Gavin	3.0	1986-87
3.	Megan Duffy	2.7	2004-05
4.	Niele Ivey	2.64	1998-99
5.	Skylar Diggins	2.62	2011-12
6.	Ashley Barlow	2.41	2008-09
7.	Letitia Bowen	2.38	1993-94
8.	Le'Tania Severe	2.2	2002-03
9.	Karen Robinson	2.14	1989-90
10.	Marina Mabrey	2.1	2017-18

AS A SENIOR

Rk.	Player	SPG	Season
1.	Mary Gavin	3.3	1987-88
2.	Skylar Diggins	3.1	2012-13
3.	Niele Ivey	3.0	1999-00
4.	Coquese Washington	2.9	1992-93
5.	Niele Ivey	2.6	2000-01
6.	Kara Leary	2.5	1993-94
	Krissi Davis	2.5	1990-91
8.	Jeannine Augustin	2.4	1996-97
9.	Ashley Barlow	2.3	2009-10
10.	Lindsay Allen	2.2	2016-17

MOST TURNOVERS

AS A FRESHMAN

Rk.	Player	Turnovers	Season
1.	Coquese Washington	135	1989-90
2.	Michelle Marciniak	134	1991-92
3.	Beth Morgan	106	1993-94
4.	Skylar Diggins	97	2009-10
5.	Karen Robinson	96	1987-88
6.	Kelley Siemon	90	1997-98
7.	Mollie Peirick	89	1994-95
	Kari Hutchinson	89	1994-95
9.	Courtney LaVere	80	2002-03
10.	Jeannine Augustin	79	1993-94

AS A SOPHOMORE

Rk.	Player	Turnovers	Season
1.	Karen Robinson	184	1988-89
2.	Coquese Washington	166	1990-91
3.	Skylar Diggins	155	2010-11
4.	Mollie Peirick	138	1995-96
5.	Le'Tania Severe	120	2001-02
6.	Sara Liebscher	101	1988-89
7.	Jacqueline Batteast	99	2002-03
8.	Niele Ivey	97	1997-98
9.	Lindsay Allen	96	2014-15
10.	Taya Reimer	94	2014-15

AS A JUNIOR

Rk.	Player	Turnovers	Season
1.	Le'Tania Severe	119	2002-03
2.	Marina Mabrey	115	2017-18
3.	Tulyah Gaines	113	2006-07
4.	Heidi Bunek	112	1987-88
5.	Coquese Washington	111	1991-92
	Karen Robinson	111	1989-90
7.	Mollie Peirick	110	1996-97
8.	Letitia Bowen	104	1993-94
9.	Skylar Diggins	103	2011-12
	Megan Duffy	103	2004-05

AS A SENIOR

Rk.	Player	Turnovers	Season
1.	Mary Gavin	152	1987-88
2.	Mollie Peirick	137	1997-98
3.	Skylar Diggins	135	2012-13
4.	Jeannine Augustin	132	1996-97
	Beth Morgan	132	1996-97
6.	Coquese Washington	120	1992-93
	Karen Robinson	120	1990-91
8.	Kara Leary	110	1993-94
9.	Niele Ivey	109	2000-01
10.	Sandy Botham	107	1987-88



HIGHEST TURNOVER AVG.

AS A FRESHMAN

Rk.	Player	TPG	Season
1.	Coquese Washington	4.7	1989-90
2.	Michelle Marciniak	4.3	1991-92
3.	Audrey Gomez	3.67	1991-92
4.	Beth Morgan	3.66	1993-94
5.	Karen Robinson	3.43	1987-88
6.	Devereaux Peters	3.39	2007-08
7.	Mollie Peirick	3.3	1998-99
8.	Kari Hutchinson	3.1	1994-95
9.	Jacqueline Batteast	2.9	2001-02
10.	Kelley Siemon	2.8	1997-98

AS A SOPHOMORE

Rk.	Player	TPG	Season
1.	Karen Robinson	5.8	1988-89
2.	Coquese Washington	5.2	1990-91
3.	Mollie Peirick	4.5	1995-96
4.	Le'Tania Severe	4.0	2001-02
5.	Skylar Diggins	3.97	2010-11
6.	Comalita Haysbert	3.6	1989-90
7.	Letitia Bowen	3.5	1992-93
8.	Sara Liebscher	3.2	1988-89
9.	Niele Ivey	3.13	1997-98
	Beth Morgan	3.13	1995-96

AS A JUNIOR

Rk.	Player	TPG	Season
1.	Coquese Washington	4.4	1991-92
2.	Heidi Bunek	4.0	1987-88
3.	Karen Robinson	3.8	1989-90
4.	Le'Tania Severe	3.7	2002-03
5.	Letitia Bowen	3.6	1993-94
6.	Tulyah Gaines	3.5	2006-07
7.	Megan Duffy	3.1	2004-05
8.	Niele Ivey	3.04	1998-99
9.	Marina Mabrey	3.03	2017-18
10.	Sara Liebscher	2.96	1989-90

AS A SENIOR

Rk.	Player	TPG	Season
1.	Mary Gavin	5.4	1987-88
2.	Coquese Washington	4.4	1992-93
3.	Mollie Peirick	4.3	1997-98
4.	Sandy Botham	3.82	1987-88
5.	Kara Leary	3.79	1993-94
6.	Skylar Diggins	3.6	2012-13
7.	Beth Morgan	3.5	1996-97
	Jeannine Augustin	3.5	1996-97
9.	Niele Ivey	3.2	1999-00
10.	Danielle Green	3.1	1998-99

MOST FOULS

AS A FRESHMAN

Rk.	Player	Fouls	Season
1.	Ruth Riley	109	1997-98
2.	Letitia Bowen	91	1991-92
3.	Taya Reimer	90	2013-14
	Kelley Siemon	90	1997-98
5.	Courtney LaVere	88	2002-03
6.	Brianna Turner	86	2014-15
	Michelle Marciniak	86	1991-92
8.	Shari Matvey	85	1979-80
9.	Sheila McMillen	83	1995-96
10.	Sandy Botham	82	1984-85

AS A SOPHOMORE

Rk.	Player	Fouls	Season
1.	Ruth Riley	106	1998-99
2.	Margaret Nowlin	102	1989-90
	Tricia McManus	102	1979-80
4.	Sandy Botham	99	1985-86
5.	Kelley Siemon	94	1998-99
6.	Becca Bruszewski	88	2008-09
7.	Courtney LaVere	87	2003-04
8.	Ashley Barlow	86	2007-08
	Coquese Washington	86	1990-91
10.	Lavetta Willis	85	1985-86

AS A JUNIOR

Rk.	Player	Fouls	Season
1.	Ruth Riley	109	1999-00
2.	Margaret Nowlin	106	1990-91
3.	Letitia Bowen	103	1993-94
4.	Mollie Peirick	100	1996-97
5.	Tricia McManus	97	1980-81
6.	Sandy Botham	94	1986-87
7.	Tulyah Gaines	93	2006-07
8.	Becca Bruszewski	92	2009-10
9.	Carey Poor	88	1994-95
10.	Crystal Erwin	83	2005-06

AS A SENIOR

Rk.	Player	Fouls	Season
1.	Devereaux Peters	102	2011-12
2.	Letitia Bowen	101	1994-95
3.	Becca Bruszewski	99	2010-11
4.	Rosanne Bohman	97	1996-97
	Katryna Gaither	97	1996-97
6.	Devereaux Peters	96	2010-11
7.	Sandy Botham	91	1987-88
8.	Ruth Riley	87	2000-01
	Tootie Jones	87	1993-94
10.	Margaret Nowlin	86	1991-92



MOST TIMES FOULED OUT

AS A FRESHMAN

Rk.	Player	F0	Season
1.	Ruth Riley	8	1997-98
2.	Devereaux Peters	5	2007-08
	Courtney LaVere	5	2002-03
4.	Letitia Bowen	4	1991-92
	Cathy Emigholz	4	1986-87
6.	Ashley Barlow	3	2006-07
	Kelley Siemon	3	1997-98
	Coquese Washington	3	1989-90
	Jenny Klauke	3	1980-81

AS A SOPHOMORE

Rk.	Player	F0	Season
1.	Kelley Siemon	6	1998-99
2.	Carey Poor	5	1993-94
	Sandy Botham	5	1985-86
	Tricia McManus	5	1979-80
5.	Crystal Erwin	4	2004-05
	Jacqueline Batteast	4	2002-03
	Heidi Bunek	4	1987-88

AS A JUNIOR

Rk.	Player	F0	Season
1.	Sandy Botham	8	1986-87
2.	Margaret Nowlin	7	1990-91
3.	Letitia Bowen	6	1993-94
4.	Ruth Riley	5	1999-00
	Tricia McManus	5	1979-80

AS A SENIOR

Rk.	Player	F0	Season
1.	Tootie Jones	6	1993-94
	Margaret Nowlin	6	1991-92
3.	Sandy Botham	5	1987-88
4.	Letitia Bowen	4	1994-95
	Sherri Orlosky	4	1993-94
	Tricia McManus	4	1980-81
7.	five tied with	3	

GAMES STARTED

AS A FRESHMAN

Rk.	Player	GS	Season
1.	Lindsay Allen	38	2013-14
2.	Brianna Turner	35	2014-15
	Jewell Loyd	35	2012-13
4.	Alicia Ratay	32	1999-00
5.	Skylar Diggins	30	2009-10
	Kelley Siemon	30	1997-98
7.	Lindsay Schrader	27	2005-06
	Karen Robinson	27	1987-88
9.	Ruth Riley	26	1997-98
10.	Beth Morgan	25	1993-94

AS A SOPHOMORE

Rk.	Player	GS	Season
1.	Lindsay Allen	39	2014-15
2.	Jackie Young	38	2017-18
	Skylar Diggins	38	2010-11
4.	Jewell Loyd	37	2013-14
5.	Arike Ogunbowale	36	2016-17
	Marina Mabrey	36	2016-17
	Kayla McBride	36	2011-12
8.	Taya Reimer	35	2014-15
	Alicia Ratay	35	2000-01
10.	Kathryn Westbeld	33	2015-16
	Breona Gray	33	2004-05

AS A JUNIOR

Rk.	Player	GS	Season
1.	Jewell Loyd	39	2014-15
	Skylar Diggins	39	2011-12
	Natalie Novosel	39	2010-11
4.	Arike Ogunbowale	38	2017-18
	Marina Mabrey	38	2017-18
	Michaela Mabrey	38	2014-15
7.	Jessica Shepard	37	2017-18
	Natalie Achonwa	37	2012-13
9.	Kayla McBride	36	2012-13
10.	Brianna Turner	35	2016-17
	Lindsay Allen	35	2015-16
	Ericka Haney	35	2000-01

AS A SENIOR

Rk.	Player	GS	Season
1.	Brittany Mallory	39	2011-12
	Natalie Novosel	39	2011-12
	Devereaux Peters	39	2011-12
	Becca Bruszewski	39	2010-11
	Devereaux Peters	39	2010-11
6.	Kayla McBride	38	2013-14
	Rosanne Bohman	38	1996-97
	Katryna Gaither	38	1996-97
	Beth Morgan	38	1996-97



GAMES PLAYED

AS A FRESHMAN

Rk.	Player	GP	Season
1.	Kathryn Westbeld	39	2014-15
	Natalie Achonwa	39	2010-11
3.	Lindsay Allen	38	2013-14
	Taya Reimer	38	2013-14
	Julie Henderson	38	1996-97
6.	Brianna Turner	36	2014-15
	Jewell Loyd	36	2012-13
	Markisha Wright	36	2011-12
9.	Skylar Diggins	35	2009-10
	Arike Ogunbowale	35	2015-16
	Marina Mabrey	35	2015-16

AS A SOPHOMORE

Rk.	Player	GP	Season
1.	Lindsay Allen	39	2014-15
	Natalie Achonwa	39	2011-12
	Kayla McBride	39	2011-12
	Skylar Diggins	39	2010-11
	Kaila Turner	39	2010-11
6.	Jackie Young	38	2017-18
	Sheila McMillen	38	1996-97
8.	Michaela Mabrey	38	2013-14
9.	Arike Ogunbowale	37	2016-17
	Marina Mabrey	37	2016-17
	Taya Reimer	37	2014-15
	Jewell Loyd	37	2013-14

AS A JUNIOR

Rk.	Player	GP	Season
1.	Michaela Mabrey	39	2014-15
	Jewell Loyd	39	2014-15
	Skylar Diggins	39	2011-12
	Kaila Turner	39	2011-12
	Natalie Novosel	39	2010-11
6.	Arike Ogunbowale	38	2017-18
	Marina Mabrey	38	2017-18
	Jessica Shepard	38	2017-18
	Mollie Peirick	38	1996-97
10.	Hannah Huffman	37	2014-15
	Madison Cable	37	2013-14
	Natalie Achonwa	37	2012-13
	Kayla McBride	37	2012-13

AS A SENIOR

Rk.	Player	GP	Season
1.	Madison Cable	39	2014-15
	Brittany Mallory	39	2011-12
	Natalie Novosel	39	2011-12
	Devereaux Peters	39	2011-12
	Brittany Mallory	39	2010-11
	Devereaux Peters	39	2010-11
	Becca Bruszewski	39	2010-11

MINUTES PLAYED

AS A FRESHMAN

Rk.	Player	Minutes	Season
1.	Skylar Diggins	1,028	2009-10
2.	Jewell Loyd	1,020	2012-13
3.	Lindsay Allen	1,017	2013-14
4.	Alicia Ratay	999	1999-00
5.	Brianna Turner	921	2014-15
6.	Beth Morgan	913	1993-94
7.	Lindsay Schrader	858	2005-06
8.	Shari Matvey	837	1979-80
9.	Michelle Marciniak	814	1991-92
10.	Ashley Barlow	810	2006-07

AS A SOPHOMORE

Rk.	Player	Minutes	Season
1.	Jackie Young	1,308	2017-18
2.	Skylar Diggins	1,226	2010-11
3.	Lindsay Allen	1,211	2014-15
4.	Alicia Ratay	1,147	2000-01
5.	Jewell Loyd	1,104	2013-14
6.	Arike Ogunbowale	1,087	2016-17
7.	Kayla McBride	1,081	2011-12
8.	Megan Duffy	1,066	2003-04
9.	Marina Mabrey	1,023	2016-17
10.	Jacqueline Batteast	1,022	2002-03
	Krisi Davis	1,022	1988-89

AS A JUNIOR

Rk.	Player	Minutes	Season
1.	Arike Ogunbowale	1,305	2017-18
2.	Marina Mabrey	1,303	2017-18
3.	Jewell Loyd	1,249	2014-15
4.	Megan Duffy	1,222	2004-05
5.	Skylar Diggins	1,201	2011-12
6.	Jessica Shepard	1,112	2017-18
7.	Natalie Novosel	1,102	2010-11
8.	Kayla McBride	1,083	2012-13
9.	Charel Allen	1,082	2006-07
10.	Jacqueline Batteast	1,052	2003-04

AS A SENIOR

Rk.	Player	Minutes	Season
1.	Lindsay Allen	1,279	2016-17
2.	Beth Morgan	1,227	1996-97
3.	Skylar Diggins	1,184	2012-13
4.	Katryna Gaither	1,177	1996-97
5.	Megan Duffy	1,152	2005-06
6.	Niele Ivey	1,151	2000-01
7.	Brittany Mallory	1,146	2011-12
8.	Kayla McBride	1,119	2013-14
9.	Jacqueline Batteast	1,109	2004-05
10.	Alicia Ratay	1,070	2002-03



MOST MINUTES PER GAME

AS A FRESHMAN

Rk.	Player	Minutes	Season
1.	Ruth Kaiser	33.2	1981-82
2.	Beth Morgan	31.5	1993-94
3.	Mary Beth Schueth	31.4	1981-82
4.	Alicia Ratay	31.2	1999-00
5.	Jewell Loyd	31.1	2012-13
6.	Skylar Diggins	29.4	2009-10
7.	Lindsay Schrader	28.6	2005-06
8.	Shari Matvey	27.9	1979-80
9.	Jacqueline Batteast	27.6	2001-02
10.	Carrie Bates	27.0	1981-82

AS A SOPHOMORE

Rk.	Player	Minutes	Season
1.	Jackie Young	34.4	2017-18
2.	Megan Duffy	33.3	2003-04
3.	Jacqueline Batteast	31.94	2002-03
	Krissi Davis	31.94	1988-89
5.	Alicia Ratay	31.86	2000-01
6.	Karen Robinson	31.8	1988-89
7.	Diondra Toney	31.7	1986-87
8.	Skylar Diggins	31.4	2010-11
	Mary Gavin	31.4	1985-86
10.	Lindsay Allen	31.1	2014-15
10.	Mary Beth Schueth	30.5	1982-83

AS A JUNIOR

Rk.	Player	Minutes	Season
1.	Megan Duffy	37.0	2004-05
2.	Mary Gavin	35.1	1986-87
3.	Arike Ogunbowale	34.3	2017-18
	Marina Mabrey	34.3	2017-18
5.	Alicia Ratay	33.83	2001-02
6.	Charel Allen	33.81	2006-07
7.	Melissa Lechlitner	33.3	2008-09
8.	Ashley Barlow	32.93	2008-09
9.	Jacqueline Batteast	32.88	2003-04
10.	Beth Morgan	32.6	1995-96

AS A SENIOR

Rk.	Player	Minutes	Season
1.	Megan Duffy	38.4	2005-06
2.	Sheila McMillen	33.8	1998-99
3.	Lindsay Allen	34.6	2016-17
4.	Jacqueline Batteast	33.6	2004-05
5.	Alicia Ratay	33.4	2002-03
6.	Kara Leary	32.7	1993-94
7.	Beth Morgan	32.3	1996-97
8.	Niele Ivey	32.1	1999-00
9.	Skylar Diggins	32.0	2012-13
10.	Niele Ivey	31.97	2000-01

MOST DOUBLE-DOUBLES

AS A FRESHMAN

Rk.	Player	DDs	Season
1.	Shari Matvey	15	1979-80
2.	Jacqueline Batteast	11	2001-02
3.	Brianna Turner	10	2014-15
4.	Mary Beth Schueth	9	1981-82
5.	Ruth Riley	8	1997-98

AS A SOPHOMORE

Rk.	Player	DDs	Season
1.	Ruth Riley	12	1998-99
2.	Katryna Gaither	10	1994-95
	Letitia Bowen	10	1992-93
	Heidi Bunek	10	1986-87
5.	Mary Beth Schueth	9	1982-83

AS A JUNIOR

Rk.	Player	DDs	Season
1.	Natalie Achonwa	19	2012-13
2.	Jessica Shepard	15	2017-18
3.	Katryna Gaither	14	1995-96
4.	Jacqueline Batteast	13	2003-04
5.	Heidi Bunek	10	1987-88
6.	Krissi Davis	9	1989-90

AS A SENIOR

Rk.	Player	DDs	Season
1.	Katryna Gaither	17	1996-97
2.	Devereaux Peters	12	2011-12
3.	Margaret Nowlin	11	1991-92
4.	Jane Politiski	11	1978-79
5.	Devereaux Peters	10	2010-11
	Ruth Riley	10	2000-01



CAREER RECORDS

NOTE: Player years listed by start of freshman season through end of final season. (e.g. 1993-94 to 1996-97 listed as 1993-97).

POINTS

MOST POINTS

Rk.	Player	Points	Season
1.	Skylar Diggins	2,357	2009-13
2.	Beth Morgan	2,322	1993-97
3.	Katryna Gaither	2,126	1993-97
4.	Ruth Riley	2,072	1997-01
5.	Jewell Loyd	1,909	2012-15
6.	Kayla McBride	1,876	2010-14
7.	Jacqueline Batteast	1,874	2001-05
8.	Arike Ogunbowale	1,777	2015-P
9.	Alicia Ratay	1,763	1999-03
10.	Karen Robinson	1,590	1987-91

HIGHEST SCORING AVERAGE

Rk.	Player	Avg.	Season
1.	Beth Morgan	18.6	1993-97
2.	Jewell Loyd	17.0	2012-15
3.	Katryna Gaither	16.6	1993-97
4.	Arike Ogunbowale	16.2	2015-P
5.	Ruth Riley	15.8	1997-01
6.	Skylar Diggins	15.7	2009-13
7.	Jacqueline Batteast	15.2	2001-05
8.	Brianna Turner	14.6	2014-17
9.	Heidi Bunek	14.5	1985-89
10.	Trena Keys	14.3	1982-86

DOUBLE-FIGURE SCORING GAMES

Rk.	Player	Games	Season
1.	Skylar Diggins	120	2009-13
2.	Beth Morgan	115	1993-97
3.	Ruth Riley	106	1997-01
4.	Jacqueline Batteast	101	2001-05
	Katryna Gaither	101	1993-97
6.	Kayla McBride	100	2010-14
7.	Jewell Loyd	99	2012-15
8.	Alicia Ratay	95	1999-03
9.	Arike Ogunbowale	89	2015-P
10.	Charel Allen	82	2004-08
	Karen Robinson	82	1987-91

CONSECUTIVE GAMES SCORING IN DOUBLE FIGURES

Rk.	Player	Games	Start	End
1.	Katryna Gaither	76	12/28/94	1/21/97
2.	Jewell Loyd	60	3/12/13	1/11/15
3.	Brianna Turner	31	1/18/16	12/27/16
4.	Natalie Novosel	27	3/8/11	1/21/12
5.	Beth Morgan	24	2/10/94	1/19/95

20-POINT GAMES

Rk.	Player	Games	Season
1.	Beth Morgan	56	1993-97
2.	Katryna Gaither	50	1993-97
3.	Skylar Diggins	45	2009-13
4.	Ruth Riley	37	1997-01
5.	Jewell Loyd	35	2012-15
6.	Arike Ogunbowale	33	2015-P
7.	Jacqueline Batteast	32	2001-05
8.	Charel Allen	29	2004-08
9.	Trena Keys	29	1982-86
10.	Alicia Ratay	26	1999-03

30-POINT GAMES

Rk.	Player	Games	Season
1.	Jewell Loyd	7	2012-15
2.	Katryna Gaither	6	1993-97
3.	Ruth Riley	5	1997-01
	Beth Morgan	5	1993-97
5.	Trena Keys	4	1982-86
	Arike Ogunbowale	4	2015-P

FIELD -GOALS

MOST FIELD-GOALS MADE

Rk.	Player	Made	Season
1.	Katryna Gaither	899	1993-97
2.	Skylar Diggins	822	2009-13
	Beth Morgan	822	1993-97
4.	Ruth Riley	777	1997-01
5.	Kayla McBride	743	2010-14
6.	Jacqueline Batteast	723	2001-05
7.	Jewell Loyd	703	2012-15
8.	Trena Keys	690	1982-86
9.	Arike Ogunbowale	651	2015-P
10.	Karen Robinson	633	1987-91

MOST FIELD-GOALS ATTEMPTED

Rk.	Player	Attempts	Season
1.	Beth Morgan	1,852	1993-97
2.	Skylar Diggins	1,834	2009-13
3.	Jacqueline Batteast	1,744	2001-05
4.	Kayla McBride	1,563	2010-14
5.	Jewell Loyd	1,497	2012-15
6.	Katryna Gaither	1,474	1993-96
7.	Arike Ogunbowale	1,470	2015-P
8.	Charel Allen	1,422	2004-08
9.	Trena Keys	1,405	1982-86
10.	Karen Robinson	1,304	1987-91

HIGHEST FIELD-GOAL PERCENTAGE

Minimum 400 attempts

Rk.	Player	%	Season
1.	Ruth Riley	.632	1997-01
2.	Brianna Turner	.622	2014-17
3.	Katryna Gaither	.610	1993-97
4.	Heidi Bunek	.604	1985-89
5.	Sandy Botham	.588	1984-88
6.	Krissi Davis	.579	1987-91
7.	Jessica Shepard	.565	2017-P



Rk.	Player	%	Season
8.	Natalie Achonwa	.562	2010-14
9.	Carrie Bates	.553	1981-85
10.	Devereaux Peters	.550	2007-12

3-POINT FIELD GOALS

MOST 3-POINT FIELD-GOALS MADE

Rk.	Player	Made	Season
1.	Alicia Ratay	262	1999-03
2.	Sheila McMillen	249	1995-99
3.	Beth Morgan	231	1993-97
4.	Michaela Mabrey	228	2012-16
5.	Marina Mabrey	194	2015-Present
6.	Niele Ivey	190	1996-01
7.	Megan Duffy	161	2002-06
8.	Brittany Mallory	153	2007-12
9.	Madison Cable	152	2012-16
10.	Skylar Diggins	150	2009-13

CONSECUTIVE GAMES WITH A 3-POINT FIELD-GOAL

Rk.	Player	Games	Start	End
1.	Beth Morgan	35	2/12/95	3/5/96
2.	Sheila McMillen	21	2/12/98	12/21/98
3.	Sheila McMillen	20	1/2/99	3/15/99
4.	Madison Cable	19	11/15/15	1/21/16
5.	Marina Mabrey	18	1/25/18	Present
	Niele Ivey	18	2/5/00	12/3/00
	Beth Morgan	18	12/2/94	2/4/95

MOST 3-POINT FIELD-GOALS ATTEMPTED

Rk.	Player	Attempts	Season
1.	Sheila McMillen	650	1995-99
2.	Beth Morgan	628	1993-97
3.	Michaela Mabrey	576	2012-16
4.	Alicia Ratay	550	1999-03
5.	Marina Mabrey	489	2015-P
6.	Niele Ivey	469	1996-01
7.	Brittany Mallory	466	2007-12
8.	Megan Duffy	441	2002-06
9.	Skylar Diggins	428	2009-13
10.	Michaela Mabrey	416	2012-15
	Ashley Barlow	403	2006-10

HIGHEST 3-POINT FIELD-GOAL PERCENTAGE

Minimum 50 attempts

Rk.	Player	%	Season
1.	Alicia Ratay	.476*	1999-03
2.	Madison Cable	.456	2012-16
3.	Kari Hutchinson	.424	1994-98
4.	Arike Ogunbowale	.412	2015-P
5.	Niele Ivey	.405	1996-01
6.	Marina Mabrey	.397	2015-P
7.	Michaela Mabrey	.396	2012-16
8.	Sherri Orlosky	.394	1990-94
9.	Natalie Novosel	.392	2008-12
10.	Lisa Kuhns	.389	1985-90

* NCAA record

FREE-THROWS

MOST FREE-THROWS MADE

Rk.	Player	Made	Season
1.	Skylar Diggins	563	2009-13
2.	Ruth Riley	518	1997-01
3.	Natalie Novosel	464	2008-12
4.	Beth Morgan	447	1993-97
5.	Jewell Loyd	404	2012-15
6.	Megan Duffy	403	2002-06
7.	Alicia Ratay	387	1999-03
8.	Jacqueline Batteast	366	2001-05
9.	Ashley Barlow	359	2006-10
10.	Natalie Achonwa	347	2010-14

MOST FREE-THROWS ATTEMPTED

Rk.	Player	Attempts	Season
1.	Skylar Diggins	724	2009-13
2.	Ruth Riley	687	1997-01
3.	Natalie Novosel	588	2008-12
4.	Katryna Gaither	551	1993-97
5.	Beth Morgan	549	1993-97
6.	Jacqueline Batteast	528	2001-05
7.	Jewell Loyd	493	2012-15
8.	Natalie Achonwa	480	2010-14
9.	Megan Duffy	469	2002-06
10.	Ashley Barlow	444	2006-10
	Alicia Ratay	444	1999-03

HIGHEST FREE-THROW PERCENTAGE

Minimum .75 attempts

Rk.	Player	%	Season
1.	Kayla McBride	.882	2010-14
2.	Alicia Ratay	.872	1999-03
3.	Megan Duffy	.859	2002-06
4.	Marina Mabrey	.838	2015-P
5.	Jewell Loyd	.8195	2012-15
6.	Mollie Peirick	.8194	1994-98
7.	Madison Cable	.816	2012-16
8.	Beth Morgan	.814	1993-97
9.	Ashley Barlow	.809	2006-10
10.	Michaela Mabrey	.805	2012-16

REBOUNDS

MOST REBOUNDS

Rk.	Player	Reb.	Season
1.	Ruth Riley	1,007	1997-01
2.	Letitia Bowen	999	1991-95
3.	Katryna Gaither	986	1993-97
4.	Natalie Achonwa	970	2010-14
5.	Jacqueline Batteast	965	2001-05
6.	Devereaux Peters	937	2007-12
7.	Mary Beth Schueth	853	1981-85
8.	Lindsay Schrader	828	2005-10
9.	Margaret Nowlin	826	1988-92
10.	Sandy Botham	774	1984-88



HIGHEST REBOUND AVERAGE

Rk.	Player	Avg.	Season
1.	Letitia Bowen	8.8	1991-95
2.	Mary Beth Schueth	8.1	1981-85
3.	Jacqueline Batteast	7.84	2001-05
4.	Heidi Bunek	7.76	1985-89
5.	Katryna Gaither	7.70	1993-97
6.	Ruth Riley	7.69	1997-01
7.	Brianna Turner	7.4	2014-17
	Janice Crowe	7.4	1979-82
9.	Devereaux Peters	7.3	2007-12
10.	Margaret Nowlin	6.9	1988-92

ASSISTS

MOST ASSISTS

Rk.	Player	Assists	Season
1.	Lindsay Allen	841	2013-17
2.	Mary Gavin	778	1984-88
3.	Skylar Diggins	745	2009-13
4.	Niele Ivey	727	1996-01
5.	Mollie Peirick	651	1994-97
6.	Karen Robinson	579	1987-91
7.	Coquese Washington	554	1989-93
8.	Megan Duffy	500	2002-06
9.	Melissa Lechltner	388	2006-10
10.	Jeannine Augustin	387	1994-97

HIGHEST ASSIST AVERAGE

Rk.	Player	Avg.	Season
1.	Mary Gavin	7.0	1984-88
2.	Lindsay Allen	5.6	2013-17
3.	Niele Ivey	5.5	1996-01
4.	Mollie Peirick	5.1	1994-97
5.	Skylar Diggins	5.0	2009-13
6.	Coquese Washington	4.9	1989-93
7.	Karen Robinson	4.8	1987-91
8.	Megan Duffy	3.9	2002-06
9.	Le'Tania Severe	3.3	2000-04
10.	Jeannine Augustin	3.1	1993-97

BLOCKED SHOTS

MOST BLOCKED SHOTS

Rk.	Player	Blocks	Season
1.	Ruth Riley	370	1997-01
2.	Brianna Turner	263	2014-17
3.	Devereaux Peters	227	2007-12
4.	Amanda Barksdale	170	1999-02
5.	Jacqueline Batteast	167	2001-05
6.	Teresa Borton	150	2001-05
7.	Courtney LaVere	146	2002-06
8.	Katryna Gaither	141	1993-97
9.	Shari Matvey	133	1979-83
10.	Erica Williamson	125	2006-10

HIGHEST BLOCKED SHOT AVERAGE

Rk.	Player	Avg.	Season
1.	Ruth Riley	2.8	1997-01

Rk.	Player	Avg.	Season
2.	Brianna Turner	2.6	2014-17
3.	Amanda Barksdale	1.9	1999-02
4.	Devereaux Peters	1.8	2007-12
5.	Jacqueline Batteast	1.4	2001-05
6.	Taya Reimer	1.3	2013-15
7.	Shari Matvey	1.22	1979-83
8.	Courtney LaVere	1.20	2002-06
9.	Erica Williamson	1.19	2006-10
10.	Teresa Borton	1.18	2001-05

STEALS

MOST STEALS

Rk.	Player	Steals	Season
1.	Skylar Diggins	381	2012-13
2.	Niele Ivey	348	1996-01
3.	Coquese Washington	307	1989-93
4.	Ashley Barlow	281	2006-10
	Mary Gavin	281	1984-88
6.	Brittany Mallory	272	2007-12
7.	Lindsay Allen	229	2013-17
8.	Karen Robinson	228	1987-91
9.	Krissi Davis	226	1987-91
10.	Devereaux Peters	222	2007-12

HIGHEST STEALS AVERAGE

Rk.	Player	Avg.	Season
1.	Coquese Washington	2.7	1989-93
2.	Niele Ivey	2.6	1996-01
3.	Skylar Diggins	2.54	2009-13
4.	Mary Gavin	2.51	1984-88
5.	Ashley Barlow	2.2	2006-10
6.	Michelle Marciniak	2.0	1991-92
7.	Krissi Davis	1.92	1987-91
8.	Karen Robinson	1.88	1987-91
9.	Brittany Mallory	1.80	2007-12
	Ruth Kaiser	1.80	1981-85

TURNOVERS

MOST TURNOVERS

Rk.	Player	T0s	Season
1.	Coquese Washington	532	1989-93
2.	Karen Robinson	511	1987-91
3.	Skylar Diggins	490	2009-13
4.	Mollie Peirick	474	1995-98
5.	Beth Morgan	413	1993-97
6.	Niele Ivey	405	1996-01
7.	Letitia Bowen	352	1991-95
8.	Le'Tania Severe	346	2000-04
9.	Megan Duffy	345	2002-06
10.	Jacqueline Batteast	337	2001-05

HIGHEST TURNOVER AVERAGE

Rk.	Player	Avg.	Season
1.	Coquese Washington	4.7	1989-93
2.	Michelle Marciniak	4.3	1991-92
3.	Karen Robinson	4.2	1987-91
4.	Mollie Peirick	3.7	1995-98



Rk.	Player	Avg.	Season
5.	Beth Morgan	3.30	1993-97
6.	Skylar Diggins	3.27	2009-13
7.	Letitia Bowen	3.12	1991-95
8.	Niele Ivey	3.07	1996-01
9.	Le'Tania Severe	3.0	2000-04
10.	Jacqueline Batteast	2.7	2001-05

FOULS

MOST FOULS

Rk.	Player	Fouls	Season
1.	Ruth Riley	411	1997-01
2.	Letitia Bowen	378	1991-95
3.	Sandy Botham	366	1984-88
4.	Margaret Nowlin	357	1988-92
5.	Devereaux Peters	351	2007-12
6.	Becca Bruszewski	337	2007-11
7.	Kelley Siemon	326	1997-01
8.	Coquese Washington	315	1989-93
9.	Courtney LaVere	314	2002-06
10.	Crystal Erwin	309	2003-07

MOST TIMES FOULED OUT

Rk.	Player	FOs	Season
1.	Sandy Botham	19	1984-88
2.	Ruth Riley	18	1997-01
3.	Margaret Nowlin	16	1988-92
4.	Letitia Bowen	14	1991-95
5.	Kelley Siemon	13	1997-01
	Carey Poor	13	1992-96

GAMES

MOST GAMES STARTED

Rk.	Player	Games	Season
1.	Lindsay Allen	149	2013-17
2.	Skylar Diggins	144	2009-13
3.	Alicia Ratay	129	1999-03
4.	Lindsay Schrader	124	2005-10
	Ruth Riley	124	1997-01
5.	Jacqueline Batteast	119	2001-05
6.	Mollie Peirick	118	1994-98
7.	Karen Robinson	116	1987-91
8.	Beth Morgan	115	1993-97
9.	Kayla McBride	114	2010-14
	Niele Ivey	114	1996-01

CONSECUTIVE GAMES STARTED

Rk.	Player	Games	Start	End
1.	Lindsay Allen	149	11/9/13	3/26/17
2.	Jacqueline Batteast	97	1/26/02	3/21/05
3.	Katryna Gaither	95	12/27/94	3/30/97
4.	Jewell Loyd	86	3/4/13	4/7/15
	Skylar Diggins	86	2/28/11	4/7/13

MOST GAMES PLAYED

Rk.	Player	Games	Season
1.	Brittany Mallory	151	2007-12
2.	Skylar Diggins	150	2009-13
3.	Lindsay Allen	149	2013-17
4.	Natalie Achonwa	145	2010-14
	Madison Cable	145	2012-16
6.	Natalie Novosel	144	2008-12
7.	Michaela Mabrey	142	2012-16
8.	Markisha Wright	138	2011-15
9.	Becca Bruszewski	136	2007-11
10.	Kayla McBride	133	2010-14
	Niele Ivey	114	1996-01

MINUTES

MOST MINUTES PLAYED

Rk.	Player	Minutes	Season
1.	Ruth Riley	4,639	2009-13
2.	Letitia Bowen	4,554	2013-17
3.	Sandy Botham	4,231	1999-03
4.	Margaret Nowlin	4,188	2002-06
5.	Devereaux Peters	3,958	1993-97
6.	Becca Bruszewski	3,954	1996-01
7.	Kelley Siemon	3,901	2001-05
8.	Coquese Washington	3,735	2010-14
9.	Courtney LaVere	3,670	1995-99
10.	Crystal Erwin	3,664	2006-10

HIGHEST MINUTES AVERAGE

Rk.	Player	Avg.	Season
1.	Megan Duffy	33.0	2002-06
2.	Alicia Ratay	32.5	1999-03
3.	Jacqueline Batteast	31.71	2001-05
4.	Beth Morgan	31.66	1993-97
5.	Jewell Loyd	31.0	2012-15
6.	Skylar Diggins	30.9	2009-13
7.	Lindsay Allen	30.6	2013-17
8.	Niele Ivey	30.0	1996-01
9.	Karen Robinson	29.4	1987-91
10.	Mollie Pierick	28.5	1994-98

DOUBLE-DOUBLES

MOST DOUBLE-DOUBLES

Rk.	Player	Avg.	Season
1.	Katryna Gaither	40	1993-97
2.	Jacqueline Batteast	38	2001-05
3.	Ruth Riley	36	1997-01
4.	Mary Beth Schueth	32	1981-85
5.	Natalie Achonwa	28	2010-14
	Letitia Bowen	28	1991-95
7.	Shari Matvey	26	1979-83
8.	Jane Politiski	25	1977-80
9.	Margaret Nowlin	24	1988-92
10.	Devereaux Peters	23	2007-12



MOST DOUBLE-DOUBLES BY A GUARD

Rk.	Player	Avg.	Season
1.	Lindsay Schrader	17	2005-10
2.	Niele Ivey	12	1996-01
3.	Krissi Davis	10	1987-91
4.	Jewell Loyd	8	2012-15
5.	Danielle Green	7	1995-00
	Beth Morgan	7	1993-97

OPPONENT SINGLE-GAME RECORDS

MOST POINTS (GAME), TEAM

- 124 by South Carolina on Jan. 31, 1981 (South Carolina 124, Notre Dame 48)

MOST POINTS (HALF), TEAM

- 78 (2nd) by South Carolina on Jan. 31, 1981 (South Carolina 124, Notre Dame 48)

MOST POINTS, INDIVIDUAL

- 38 by Latasha Byears (DePaul) on Jan. 16, 1995

FEWEST POINTS (GAME), TEAM

- 21 by Southeast Missouri State on Jan. 2, 2011 (Notre Dame 97, Southeast Missouri State 21)

FEWEST POINTS (HALF), TEAM

- 6 (1st) by Southeast Missouri State on Jan. 2, 2011 (Notre Dame 97, Southeast Missouri State 21)

MOST FIELD-GOALS MADE, TEAM

- 55 by South Carolina on Jan. 31, 1981 (82 att.)

MOST FIELD-GOALS MADE, INDIVIDUAL

- 17 by Shelly Pennefather (Villanova) on Feb. 11, 1984 (24 attempts)
- 17 by Anucha Brown (Northwestern) on Dec. 7, 1983 (30)

MOST FIELD-GOALS ATTEMPTED, TEAM

- 93 by Illinois-Chicago on Feb. 19, 1980 (30 made)

MOST FIELD-GOALS ATTEMPTED, INDIVIDUAL

- 37 by Andrea Smith (South Florida) on Jan. 8, 2013 (13 made)

HIGHEST FIELD-GOAL PERCENTAGE, TEAM

- .671 (55-82) by South Carolina on Jan. 31, 1981

HIGHEST FIELD-GOAL PERCENTAGE, INDIVIDUAL

- 1.000 (10-10) by Nykeshia Sales (Connecticut) on Dec. 6, 1997

LOWEST FIELD-GOAL PERCENTAGE, TEAM

- .125 (7-56) by Southeast Missouri State on Jan. 2, 2011

MOST 3-POINT FIELD-GOALS MADE, TEAM

- 13, five times (MR: by Boston College on Jan. 14, 2018 (27 attempts))

MOST 3-POINT FIELD-GOALS MADE, INDIVIDUAL

- 9 by Kittija Laksa (USF) on Nov. 25, 2017 (11 attempts)

MOST 3-POINT FIELD-GOALS ATTEMPTED, TEAM

- 36 by DePaul on Dec. 17, 2017 (13 made)

MOST 3-POINT FIELD-GOALS ATTEMPTED, INDIVIDUAL

- 17 by Laurie Koehn (Kansas State) on March 25, 2003 (7 made)

HIGHEST 3-POINT FIELD-GOAL PERCENTAGE, TEAM

- .647 (11-17) by Louisville on Jan. 11, 2018

HIGHEST 3-POINT FIELD-GOAL PERCENTAGE, INDIVIDUAL

- 1.000 (6-6) by Nicole Erickson (Duke) on Nov. 22, 1997

MOST FREE-THROWS MADE, TEAM

- 34 by St. Joseph's (Ind.) on Feb. 17, 1981

MOST FREE-THROWS MADE, INDIVIDUAL

- 15, four times (MR: Nok Duany (Georgetown) on Feb. 23, 2002)

MOST FREE-THROWS ATTEMPTED, TEAM

- 45 by South Florida on Jan. 13, 2007

MOST FREE-THROWS ATTEMPTED, INDIVIDUAL

- 19 by Nok Duany (Georgetown) on Feb. 23, 2002

HIGHEST FREE-THROW PERCENTAGE, TEAM

- 1.000 (20-20) by Arizona on Nov. 24, 2001

HIGHEST FREE-THROW PERCENTAGE, INDIVIDUAL

- 1.000 (15-15) by Jen Cole (La Salle) on Jan. 2, 1993

MOST REBOUNDS, TEAM

- 67 by Michigan on Jan. 20, 1979

MOST REBOUNDS, INDIVIDUAL

- 20, four times (MR: Wendy Scholtens (Vanderbilt) on Jan. 8, 1989)

MOST ASSISTS, TEAM

- 30 by Loyola (Ill.) on Feb. 18, 1989

MOST ASSISTS, INDIVIDUAL

- 16 by Veronica Pettry (Loyola, Ill.) on Feb. 18, 1989



MOST TURNOVERS, TEAM

- 49 by New Hampshire on Nov. 12, 2010

MOST TURNOVERS, INDIVIDUAL

- 13 by Chanivia Broussard (Miami) on Feb. 25, 2004

FEWEST TURNOVERS, TEAM

- 5, twice (MR: by Oregon on March 26, 2018)

MOST BLOCKED SHOTS, TEAM

- 16 by Connecticut on Jan. 27, 2007

MOST BLOCKED SHOTS, INDIVIDUAL

- 9, three times (MR: Jassany Williams (Miami) on Jan. 8, 2015)

MOST STEALS, TEAM

- 26 by Michigan on Dec. 8, 1979

MOST STEALS, INDIVIDUAL

- 12 by Diana Vines (DePaul) on Jan. 24, 1989

MOST FOULS

- 37 by Mercer on Dec. 30, 2011

SINGLE-SEASON RECORDS

POINTS

FEWEST POINTS

(full season - 20+ games)

Rk.	Points	Games	Season
1.	1,315	22	1978-79
2.	1,378	25	1981-82
3.	1,645	28	1984-85

MOST POINTS

- 2,575, 2017-18 (38)

LOWEST SCORING AVERAGE

Rk.	Avg.	Points	Games	Season
1.	52.9	2,062	39	2011-12
2.	55.1	1,378	25	1981-82
3.	55.8	2,008	36	2000-01

HIGHEST SCORING AVERAGE

- 71.8, 1991-92 (2,227/31)

FIELD-GOALS

FEWEST FIELD-GOALS MADE

Rk.	Made	Season
1.	544	1978-79
2.	564	1981-82
3.	608	2001-02

MOST FIELD-GOALS MADE

- 980, 2017-18

FEWEST FIELD-GOALS ATTEMPTED

Rk.	Attempts	Season
1.	1,315	1978-79
2.	1,407	1981-82
3.	1,610	1992-93

MOST FIELD-GOALS ATTEMPTED

- 2,452, 2017-18

LOWEST FIELD-GOAL PERCENTAGE

Rk.	Avg.	Points	Attempts	Season
1.	.336	748	2,228	2000-01
2.	.349	608	1,740	2001-02
3.	.3548	701	1,976	1999-00

HIGHEST FIELD-GOAL PERCENTAGE

- .446, 1983-84 (755-1,693)

3 POINT FIELD-GOALS

FEWEST 3-POINT FIELD-GOALS MADE

Rk.	Made	Season
1.	55	1989-90
2.	60	1987-88
3.	66	1988-89

MOST 3-POINT FIELD-GOALS MADE

- 267, 2017-18

FEWEST 3-POINT FIELD-GOALS ATTEMPTED

Rk.	Attempts	Season
1.	177	1989-90
2.	179	1987-88
3.	195	1988-89

MOST 3-POINT FIELD-GOALS ATTEMPTED

- 775, 2017-18

LOWEST 3-POINT FIELD-GOAL PERCENTAGE

Rk.	%	Made	Attempts	Season
1.	.251	157	625	2000-01
2.	.253	128	506	2003-04
3.	.265	131	495	2011-12



HIGHEST 3-PT FIELD-GOAL PERCENTAGE

- .375, 2005-06 (181-483)

FREE-THROWS

FEWEST FREE-THROWS MADE

Rk.	Made	Season
1.	227	1978-79
2.	248	1981-82
3.	309	1987-88

MOST FREE-THROWS MADE

- 544, 1997-98

FEWEST FREE-THROWS ATTEMPTED

Rk.	Attempts	Season
1.	384	1981-82
2.	396	1978-79
3.	474	1987-88

MOST FREE-THROWS ATTEMPTED

- 793, 1997-98

LOWEST FREE-THROW PERCENTAGE

Rk.	%	Made	Attempts	Season
1.	.573	227	396	1978-79
2.	.599	346	578	1979-80
3.	.633	343	542	1984-85

HIGHEST FREE-THROW PERCENTAGE

- .744, 2002-03 (389-523)

REBOUNDS

FEWEST REBOUNDS

Rk.	Reb.	Season
1.	806	1981-82
2.	925	1987-88
3.	931	1984-85

MOST REBOUNDS

- 1,350, 1996-97

LOWEST REBOUND AVERAGE

Rk.	Avg.	Season
1.	32.23	2011-12
2.	32.24	1981-82
3.	32.3	2010-11

HIGHEST REBOUND AVERAGE

- 46.3, 1978-79

ASSISTS

FEWEST ASSISTS

Rk.	Assists	Season
1.	251	1981-82
2.	300	1982-83
3.	316	1992-93

MOST ASSISTS

- 612, 1978-79

BLOCKS

FEWEST BLOCKED SHOTS

Rk.	Blocks	Season
1.	43	1986-87
2.	46	1988-89
3.	48	1984-85

MOST BLOCKED SHOTS

- 176, 2012-13

STEALS

FEWEST STEALS

Rk.	Steals	Season
1.	205	2005-06
2.	225	2016-17
3.	238	2008-09

MOST STEALS

- 612, 1978-79

FOULS

FEWEST FOULS

Rk.	Fouls	Season
1.	421	1986-87
2.	427	1981-82
3.	433	1992-93

MOST FOULS

- 739, 2010-11

FEWEST TIMES FOULED OUT

Rk.	F0s	Season
1.	0	2000-01 & 2016-17
2.	5	1992-93
3.	7	1986-87

MOST TIMES FOULED OUT

- 22, 1998-99 & 1985-86



TURNOVERS

MOST TURNOVERS

Not kept before 1987-88

Rk.	TOs	Season
1.	873	2011-12
2.	864	2010-11
3.	791	2009-10

FEWEST TURNOVERS

- 432, 2001-02

1,000 PT. SCORERS



1. SKYLAR DIGGINS - 2,357 PTS

SOUTH BEND, INDIANA • 2009-13

Holder or co-holder of 32 school records upon her graduation • only Notre Dame player (male or female) with 2,000 points/500 rebounds/500 assists/300 steals in career • One of only three Notre Dame players to top 1,000 points during sophomore year (Lloyd, Morgan) • member of 2011 and 2012 NCAA Final Four All-Tournament Teams and three-time NCAA Regional Most Outstanding Player (2011-13) • recipient of 2012 and 2013 Nancy Lieberman Awards and 2013 Dawn Staley Award • helped lead Notre Dame to 130 wins and three NCAA Final Fours, including 2011 and 2012 NCAA national championship games • four-time All-American, including consensus first-team pick in 2012 and 2013 • two-time BIG EAST Player of the Year (2012, 2013) • four-time all-BIG EAST selection (2010-13) • two career triple-doubles • five-time USA Basketball gold medalist, most recently with 2012 USA 3x3 World Championship Team • second of four ND players chosen with WNBA Draft lottery (top-three) pick, going third overall in 2013 to Tulsa Shock • 2013 WNBA All-Rookie Team pick • 2014 All-WNBA First Team selection • 2014 WNBA Most Improved Player • Four-time WNBA All-Star (2014, 2015, 2017, 2018) • Three-time All-WNBA selection (2014, 2017, 2018) • Member of 2017-20 USA Basketball Senior Women's National Team player pool.



2. BETH MORGAN - 2,322

BLOOMINGTON, INDIANA • 1993-97

Set or tied 28 school records during her four-year career • captained team during the 1995-96 and 1996-97 campaigns • earned Associated Press and Women's Basketball Coaches Association (WBCA) honorable mention All-America honors as a junior and senior • first team all-BIG EAST selection in her final two campaigns • twice named to the BIG EAST All-Tournament Team • named to the 1997 NCAA East Regional All-Tournament Team • set a career high and NCAA East Regional record with her 36-point performance in '97 against Alabama tying a school record with her six three-pointers in the content • helped USA team capture the gold medal at the World University Games in August '97 • teamed with Katryna Gaither to help the USA World Championship Qualifying Team to the silver medal at World Championship Qualifying Tournament in Brazil during the summer of '97 • earned a spot on the U.S. Select Team in summer of '96 • scored in double figures in 115 of 125 games • a second-round draft pick in 1997 by the American Basketball League's Philadelphia Rage, where she played for two seasons • also saw action with the WNBA's Washington Mystics in 2000 • Spent 11 seasons on staff (the final nine as head coach) at Virginia Commonwealth University • Joined the Irish staff in 2012 • Joined the Ring of Honor in 2017.



3. KATRYNA GAITHER - 2,126

MT. VERNON, NEW YORK • 1993-97

Set or tied 22 Irish school records at time of graduation • led team in scoring with a school-record 20.4 ppg. during Notre Dame's 1997 NCAA Final Four campaign • also was the team's leading rebounder during 1996-97 as she averaged 9.7 rebounds • 1997 NCAA East Regional Most Outstanding Player • garnered Associated Press and Women's Basketball Coaches Association (WBCA) honorable mention All-America honors as a junior and senior • a two-time first-team all-BIG EAST and conference all-tournament team selection • set Irish single-season scoring record during the 1996-97 campaign with 776 points • registered career-high 40-point performance versus Ohio University • scored in double figures in school-record 76 straight games from 1995-97 • first-ever recipient of the Philadelphia On-Line National Player-of-the Week award • recorded 40 double-doubles during her career • along with Beth Morgan, played on the '97 USA World Championship Qualifying Team and led that team to the silver medal • a third-round draft pick in 1997 by the American Basketball League's San Jose Lasers, where she played for two seasons • played in the WNBA from 2000-02 with five different teams • enjoyed successful pro career in Europe before retiring in 2012.



4. RUTH RILEY - 2,072

MACY, INDIANA • 1997-01

Only Irish player with 2,000 points and 1,000 rebounds in her career • winner of 2001 Naismith Award, the first Notre Dame player to be honored • two-time first-team Associated Press All-America selection (2000, 2001) • two-time first-team CoSIDA Academic All-America (2000, 2001) and 2001 CoSIDA Academic All-America Team Member of the Year • 2012 CoSIDA Academic All-America Hall of Fame inductee • school's all-time career leader in seven categories at time of her graduation • three-time BIG EAST Defensive Player of the Year (1999-2001) • three-time first-team all-BIG EAST selection and 2001 BIG EAST Player of the Year • holds Notre Dame single-game scoring record (41 points vs. Providence on Jan. 30, 1998) • Most Outstanding Player of 2001 NCAA Final Four, where she hit two free-throws with 5.8 seconds left to lift Irish to national championship • selected by the Miami Sol in the first round (fifth overall) of 2001 WNBA Draft • 2003 WNBA Finals Most Valuable Player after leading Detroit to its first title (Shock won second crown in 2006) • 2005 WNBA All-Star • one of three women's basketball players named Finals MVP at both NCAA and WNBA levels • traded to San Antonio Silver Stars in 2007, helping team to five consecutive playoff berths, including '08 WNBA Finals • signed as free agent with Chicago Sky in February 2012 and Atlanta Dream in June 2013, helping latter to '13 WNBA Finals • first vice-president of WNBA Players Association from 2005-14 • member of 2004 U.S. Olympic Team that won gold at Athens Games • one of 12 players to win NCAA and WNBA championships and earn an Olympic gold medal • earned Master of Business Administration (MBA) degree through Notre Dame's top-ranked Mendoza College of Business • Joined the Miami HEAT broadcast in 2018.



5. JEWELL LOYD - 1,909

LINCOLNWOOD, ILLINOIS • 2012-15

2015 espnW National Player of the Year • two-time consensus All-America selection (2014, 2015) • 2015 ACC Player of the Year • three-time all-conference pick (2013-BIG EAST; 2014-15-ACC) • Most Outstanding Player of 2014 NCAA Notre Dame Regional and 2014 and 2015 ACC Championships, leading Irish to title in each tournament • two-time NCAA Final Four All-Tournament Team (2014, 2015) • two-time All-ACC Defensive Team choice (2014, 2015) • 2013 USBWA National Freshman of the Year • 2013 BIG EAST Freshman of the Year • one of three ND players to score 1,000 points before end of sophomore season (along with Diggins and Morgan) • her 17.0 career points-per-game average is second-highest in school history (Morgan - 18.6) • holds school record with seven career 30-point games and ranks fifth with 35 career 20-point games, in addition to scoring in double figures 99 times (seventh in school history) • scored in double figures in 60 consecutive games (from 2013-15), the second-longest streak in program history (Gaither - 76) • elected to forgo her final year at Notre Dame to enter 2015 WNBA Draft • selected by Seattle Storm with No. 1 overall pick, the most recent of ND's WNBA-record four consecutive lottery picks from 2012-15 (first-ever No. 1 choice) • 2015 WNBA All-Rookie Team selection • 2016 All-WNBA • 2018 WNBA All-Star • 2018 WNBA Champion.



6. KAYLA MCBRIDE - 1,876

ERIE, PENNSYLVANIA • 2010-14

Two-time Associated Press and Women's Basketball Coaches Association (WBCA) All-America selection, including consensus first-team choice in 2014 • 2014 NCAA Final Four All-Tournament Team pick • three-time NCAA regional all-tournament team selection (2012-14) • 2014 Atlantic Coast Conference Player of the Year • two-time first-team all-conference (2013-BIG EAST; 2014-ACC) • 2013 BIG EAST Championship Most Outstanding Player after leading Notre Dame to its first BIG EAST Tournament title in its final season in that conference • scored 669 points as a senior (sixth-most by an Irish player in one season) • her .882 career free-throw percentage is tops in school history and 16th in NCAA D-I history • earned gold medal with USA Basketball U18 National Team at 2010 FIBA Americas U18 Championship in Colorado Springs • member of 2014-16 USA Basketball Senior Women's National Team player pool (added after solid effort at Oct. 2013 mini-camp, when she was first active Notre Dame player to suit up for USA Basketball Senior National Team) • selected by San Antonio Stars with No. 3 overall pick in first round of 2014 WNBA Draft (third of ND's four consecutive lottery selections from 2012-15) • named to 2014 WNBA All-Rookie Team • 2018 WNBA All-Star • Joined Ring of Honor in 2017.



7. JACQUELINE BATTEAST - 1,874

SOUTH BEND, INDIANA • 2001-05

Ended career in the top five on 16 of Notre Dame's career statistical charts • 2005 Women's Basketball Coaches Association (WBCA) All-America Team selection and three-time WBCA All-America Team finalist (2002, 2004, 2005) • two-time Associated Press All-America pick • Basketball Times Fifth-Team All-America choice (2004) • United States Basketball Writers Association (USBWA) National Freshman of the Year (2002) • BIG EAST Player of the Year (2005) • four-time all-BIG EAST selection, including first-team honors in 2004 and 2005 • BIG EAST Rookie of the Year (2002) • NCAA East Regional All-Tournament Team (2004) • Preseason WNIT Most Valuable Player (2004) • started school-record 97 consecutive games to end her career • scored in double figures 101 times in 123 career games • played in 10 NCAA Championship games, guiding Notre Dame to Sweet 16 in 2003 and 2004 • averaged 22.0 ppg. and 11.7 rpg. with a .483 field-goal percentage and three double-doubles in 2004 NCAA Championship • chosen in second round of 2005 WNBA Draft by Minnesota Lynx • traded to Detroit Shock in 2006 and won WNBA title that season (was teammates with Ruth Riley).



8. ARIKE OGUNBOWALE - 1,777

MILWAUKEE, WISCONSIN • 2015-PRESENT

In 2018, earned All-America honors from the Associated Press, WBCA, espnW, USA Today and USBWA, in addition to being named an Ann Meyers Drysdale top-5 finalist, a Naismith Trophy semifinalist and a Wooden National Ballot honoree • Guided the Irish to its second national title in program history in 2018, recording back-to-back game-winning buzzer beating shots at the Final Four to knock off UConn and Mississippi State • Named the Final Four's Most Outstanding Player and the Spokane Regional MVP • 2017-18 ACC Female Athlete of the Year (Mary Garber Award) • 2017-18 First Team All-ACC selection & First Team All-ACC Tournament honoree • Her 145 points in the NCAA Tournament were the fifth most all-time and the most by an Irish player in program history • Broke the single season points (791) and scoring average (20.8) record at Notre Dame, along with breaking the record for most 20-plus scoring games in a season with 25 • 2017 WBCA All-America Honorable Mention • 2017 NCAA Lexington Regional MVP • 2017 ACC All-Tournament First Team • 2016 ACC All-Freshman Team and All-Academic Team.



9. ALICIA RATAY - 1,763

LAKE ZURICH, ILLINOIS • 1999-03

One of the top perimeter shooters in NCAA history • holds NCAA record for career three-point percentage (.476) • her .547 three-point percentage in 2000-01 remains an NCAA record for sophomores • at time of her graduation, she was the holder of six Notre Dame career records • started all

but one game in her 130-game career, including 71 consecutive starts over her last two-plus seasons • tied with Ruth Riley and Kelley Siemon for the most NCAA Championship games played (14) in school history at time of her graduation • two-time Associated Press honorable mention All-America selection (2000, 2002) • two-time all-BIG EAST choice, including first-team honors in 2002 • two-time CoSIDA Academic All-District V Second Team pick (2002, 2003) • 2003 BIG EAST Women's Basketball Scholar-Athlete of the Year • earned 2001 NCAA Midwest Regional All-Tournament Team laurels • named 2000 BIG EAST Rookie of the Year • six-time BIG EAST Rookie of the Week pick in 2000 • inducted into Illinois Basketball Coaches Association Hall of Fame in 2006 and Illinois High School Basketball Hall of Fame in 2012.



10. KAREN ROBINSON - 1,590

TURNERSVILLE, NEW JERSEY • 1987-91

Led team in scoring during her final three campaigns with the Irish • Notre Dame's first-ever Women's Basketball Coaches Association (WBCA) all-district selection • twice selected as the Midwestern Collegiate Conference Player of the Year (1990 and 1991) • three-time first team all-MCC and was an MCC All-Tournament Team selection as a sophomore, junior and senior • named to the all-tournament team at the 1991 National Women's Invitation Tournament (NWIT) • member of the first Notre Dame women's basketball team (1990-91) to earn a Top 25 ranking in the Associated Press poll • became (at the time) Notre Dame's all-time leading scorer when she scored 30 points in her final collegiate outing • participated in the 1987 U.S. Olympic Sports Festival • played professional basketball in Switzerland • now living in her home state of New Jersey • in February 2015, she and her husband, Kevin Keyes (a former varsity tennis player at Notre Dame), made a \$5 million gift to endow Notre Dame's head women's basketball coaching position, the largest endowment of its kind in NCAA women's basketball history and the first endowment of an Irish coaching position in any sport.



11. TRENA KEYS - 1,589

MARION, INDIANA • 1982-86

Two-time North Star Conference Player of the Year (1985 and 1986) • first Notre Dame player to earn league player-of-the-year honors • fourth Fighting Irish player to score more than 1,000 points during her career, reaching that plateau in her junior season • became a full-time starter in the lineup midway through her sophomore season and started 78 consecutive games • team leader in blocks each of the four seasons she was with the Irish • led team in scoring as a junior and senior • inducted into Indiana Basketball Hall of Fame in 2009 • made her home in Atlanta, where she is senior vice president for sales/research and development at Southeastern Mills, a food industry supply company.



12. NATALIE NOVOSEL - 1,569

LEXINGTON, KENTUCKY • 2008-12

Had remarkable career turnaround with exceptional final two seasons, helping lead Notre Dame to consecutive appearances in NCAA national championship game (2011 and 2012) • two-time Women's Basketball Coaches Association (WBCA) All-America Team finalist and first-team all-BIG EAST selection (2011, 2012) • 2012 Associated Press honorable mention All-America choice • 2011 BIG EAST Most Improved Player • two-time NCAA Championship all-regional team selection (2011 - Dayton; 2012 - Raleigh) • started final 78 games of her career • carved niche in Notre Dame lore for ability to get to foul line (among all-time leaders in free-throws, including NCAA Championship record 18 of 20 in 2012 second-round win over California) • factoring into tying/winning baskets in five different games during final two seasons, including game-tying offensive rebound/putback with 4.6 seconds left in regulation of 2012 NCAA Final Four national semifinal game vs. Connecticut (Irish went on to win in overtime) • drafted in first round (eighth overall) of 2012 WNBA Draft by Washington Mystics • played professionally in Australia.



13. CHAREL ALLEN - 1,566

MONESSEN, PENNSYLVANIA • 2004-08

Two-time Women's Basketball Coaches Association (WBCA) honorable mention All-America selection (2007, 2008) • 2008 AP All-America Honorable Mention • two-time first-team all-BIG EAST pick (2007, 2008) • first player in school history to amass 1,000 points/500 rebounds/200 assists/200 steals in her career • ranked among the top 10 in eight career statistical categories at time of her graduation • started final 66 games of her career, logging back-to-back 500-point seasons • became first Notre Dame player since 1997 (Katryna Gaither) to score at least 25 points in three consecutive games (2006-07 season) • posted (at the time) the ninth-highest single-season point total in school history (545 points in 2006-07) • made BIG EAST All-Freshman Team in 2005 • named to 2008 Preseason WNIT All-Tournament Team • helped Irish advance to NCAA Sweet 16 as a senior in 2007-08, scoring career-high 35 points in second-round overtime win over Oklahoma; 35 points were sixth-most in school history and second-most in program's postseason record book • selected in third round of 2008 WNBA Draft by Sacramento Monarchs, helping team advance to '08 WNBA playoffs • Played professionally in Bulgaria.



14. NATALIE ACHONWA - 1,546

GUELPH, ONTARIO • 2010-14

Two-time Associated Press and Women's Basketball Coaches Association (WBCA) All-America selection (2013, 2014) • three-time NCAA regional all-tournament team pick (2012-14) • two-time all-conference choice • set school record with 19 double-doubles as a junior in 2012-13 (had

one double-double in career prior to that season) • posted career highs in 2013-14 for scoring (14.9 ppg.), assists (2.8 apg.) and field-goal percentage (.611) despite missing five games with injuries • along with Kayla McBride and Ariel Braker, helped Fighting Irish to second-most wins (138) of any senior class in school history • member of four consecutive NCAA Final Four teams, including Notre Dame squads that reached 2011, 2012 and 2014 NCAA national championship games • ranks among program career leaders in field-goal percentage, rebounds, blocked shots and double-doubles (28) • first international player to suit up for Notre Dame in program history • member of Canadian Senior National Team since age 16 (played for country at 2012 London Olympics and has helped team qualify for 2016 Rio Games) • earned five medals (golds at 2015 Pan Am Games and 2015 FIBA Americas Championship, plus two silver and one bronze) in international competition • selected by Indiana Fever with No. 9 overall pick in first round of 2014 WNBA Draft • after missing 2014 season with knee injury, returned in 2015 to help Fever make playoffs • 2015 WNBA All-Rookie Team selection.



15. ASHLEY BARLOW – 1,492

INDIANAPOLIS, INDIANA • 2006–10

Three-time all-BIG EAST selection (2008-10) • earned Women's Basketball Coaches Association (WBCA) all-region honors in 2010 • two-year team captain (2008-09 and 2009-10) • first Notre Dame basketball player (male or female) ever to amass 1,000 points/500 rebounds/250 assists/250 steals in her career under the Golden Dome • one of only four Notre Dame women's players to register at least 60 steals in four consecutive seasons (along with Coquese Washington, Niele Ivey and Skylar Diggins) • graduated with a place in the top 10 on no fewer than 12 of Notre Dame's career statistical charts • competed in the State Farm College Three-Point Championship in her hometown of Indianapolis in April 2010, finishing second to post the best-ever finish by a Notre Dame women's player (and tie the best showing by an Irish player of either gender following a runner-up finish by future NBA player Chris Quinn in 2006, also in Indianapolis) • played professionally in Israel • served as an assistant women's basketball coach at University of Evansville before serving same role at Wright State.



16. MARINA MABREY – 1,462

BELMAR, NEW JERSEY • 2015-PRESENT

A 2018 Spokane All-Regional Team selection and Second Team All-ACC honoree • A two-time ACC All-Tournament First Team honoree • 2016 All-Freshman Team and ACC All-Academic Team • Started all 38 games as a junior, playing the point guard position as Mabrey helped lead the Irish to their second national championship • During the NCAA Tournament, Mabrey averaged 15.8 points on 50.0 percent shooting and converted 19 threes, which marked the fifth most in the history of the Big Dance • Knocked down 85 threes during the 2017-18 campaign, which marked the second most in a single season • Knocked down 194 treys over her career, which ranks fifth all-time • Also has made a three-pointer in 18-consecutive games entering her senior year, which ranks fifth as well • One of five players in Irish history to record a triple-double • Joined Arike Ogunbowale (11.4 ppg.) as first bench duo in program history to post double-figure scoring averages in same season as a freshman (10.7)



17. SANDY BOTHAM – 1,460

MADISON, WISCONSIN • 1984–88

Earned all-North Star Conference honors four consecutive seasons (1985-88) • named to the All-NSC First Team as a sophomore, junior and senior and was a second-team honoree as a freshman • was member of current head coach Muffet McGraw's first team at Notre Dame in 1987-88 • as a sophomore during the 1985-86 campaign, finished sixth in the nation in field-goal percentage as she hit on 63.9 percent of her field-goal attempts, a mark that still stands second in the Irish record books • started 101 of the 114 games she played in • was a graduate assistant on McGraw's staff at Notre Dame for two seasons following her graduation • later served an assistant coach at her alma mater for four years • enjoyed successful 16-year tenure (1997-98 to 2012-13) as head coach at the University of Wisconsin-Milwaukee, retiring as Horizon League's all-time winningest coach (245) and leading the Panthers to the first two NCAA Championship berths in school history (2001 and 2006) • member of Wisconsin Basketball Coaches Association and Madison Athletics Halls of Fame (inducted into both for her playing exploits, the latter also honoring her coaching achievements) • served as director of athletics and operations at her prep alma mater, Madison (Wis.) West High School.



18. BRIANNA TURNER – 1,456

PEARLAND, TEXAS • 2014-PRESENT

A three-time All-American • Three-time First Team All-ACC • Two-time ACC Defensive Player of the Year • Two-time Naismith Trophy Semifinalist • Two-time Wooden Award National Ballot • Three-time WBCA All-Region Team • Three-time All-ACC Tournament Team • 2016 ACC Player of the Year • 2016 Honda Sport Award Finalist • 2015 ACC Freshman of the Year • Full Court Press National Freshman of the Year • 2015 NCAA Final Four All-Tournament Team • Ranks inside the top-10 in six career statistical categories: 7th in scoring average (14.6), 3rd in consecutive games with double-figure points (31), 2nd in field goal percentage (.622), 7th in rebounds per game (7.4), 2nd in blocks (263) and second in blocks per game (2.6). • Led nation in field goal percentage as a freshman (.652), becoming just the third freshman in NCAA history to do so • Also third Notre Dame player to earn any kind of NCAA individual statistical championship • Turner & Ruth Riley are the only two Irish players in program history with multiple 80+ block seasons • Led team to NCAA championship game in 2015 • Led Irish to three straight ACC regular season and tournament title sweeps • Five-time USA Basketball gold medalist • Recorded her 1,000th career point vs Iowa on Nov. 30, 2016.



19. SHEILA MCMULLEN - 1,439

ROCHESTER, INDIANA • 1995-99

Holder of six school records at the conclusion of her career • her 98 three-point field-goals and 247 attempts in 1998-99 set Notre Dame single-season marks that still stand • first Notre Dame women's basketball player to appear in four consecutive NCAA Championships • earned second-team all-BIG EAST honors as a senior and was named to the 1999 BIG EAST Championship All-Tournament Team after guiding the Irish to their third title game berth in four years • one of four Irish women's basketball players to receive Notre Dame's Francis Patrick O'Connor Award (the others are former Irish guards Coquese Washington, Megan Duffy and Kayla McBride) • named to the 1999 Successful Farming All-America Team • spent time as assistant women's basketball coach at Western Michigan University (1999-2001) and Northwestern University (2001-02), as well as Cathedral High School in Indianapolis (2004-07) • served in NCAA Championships Group from 2003-08.



20. NIELE IVEY - 1,430

ST. LOUIS, MISSOURI • 1996-01

Appeared on 16 of school's career top 10 lists at time of her graduation • earned third-team Associated Press All-America honors in 2001, the first Irish point guard to be so recognized • recipient of 2001 Frances Pomeroy Naismith Award (nation's most outstanding female senior player 5-foot-8 or under) • finalist for the 2001 Nancy Lieberman Award (nation's top point guard) • member of 2001 NCAA Final Four All-Tournament Team • three-time all-BIG EAST selection, including first-team laurels in 2001 • first-team defensive All-America choice by Women's Basketball Journal • one of only four players in school history to record 200 assists in a season (school-record 247 in 2000-01) • earned fifth year of eligibility after suffering torn ACL in her right knee five games into freshman season • selected by the WNBA's Indiana Fever in the second round of 2001 draft, playing four years for the Fever • spent 2005 season with Detroit Shock and Phoenix Mercury • spent two seasons (2005-07) on women's basketball staff at Xavier University • joined Irish staff in 2007 • added the title of recruiting coordinator in 2012 and was promoted to associate coach in the summer of 2015 • common link to all eight of Notre Dame's Final Four teams (two as player, six as coach) • joined the Ring of Honor in 2017.



21. LINDSAY SCHRADER - 1,429

BARTLETT, ILLINOIS • 2005-10

Three-time all-BIG EAST selection, including first-team honors in 2009 and 2010 • named Associated Press and Women's Basketball Coaches Association (WBCA) honorable mention All-American in 2010 • one of five players in program history with 1,400 points and 800 rebounds (along with Katryna Gaither, Ruth Riley, Jacqueline Batteast and Natalie Achonwa) •

two-year team captain (2008-09 and 2009-10) • returned for fifth year of eligibility in 2009-10 after missing entire 2006-07 season with knee injury suffered on fourth day of practice • holds school records for double-doubles by a guard in career (17) and single season (7 in 2008-09) • finished her career ranked among the top 10 on nine of Notre Dame's career statistical lists • became second Notre Dame player (after Shari Matvey) to register a double-double in her college debut, notching 10 points and 14 rebounds in November 2005 win over Michigan • spent two seasons as assistant women's basketball coach at Longwood University (2011-12) and Loyola (Ill.) University (2012-13).



22. SHARI MATVEY - 1,373

YOUNGSTOWN, OHIO • 1979-83

First Notre Dame player to score more than 1,000 points during her career • averaged double figures in both her freshman and sophomore campaigns • enjoyed a career-best 17.6 scoring average as she set an Irish single-season freshman mark for points in a season (529) — a record which still stands • averaged 14.8 points in her sophomore season • led team in rebounding as a freshman and sophomore • only player to average double figures in rebounding (10.2) in a single season • formerly held Notre Dame single-season blocks record (94) as she averaged 3.1 blocks per game in her rookie season • earned second-team CoSIDA Academic All-America honors in 1981.



23. LINDSAY ALLEN - 1,323

MITCHELLVILLE, MARYLAND • 2013-17

Three-time All-American • Three-time Nancy Lieberman Award Finalist • Two-time WBCA Coaches' All-America Team Finalist • Two-time Naismith Trophy Midseason Top-30 list • Two-time WBCA All-Region I Team • 2017 Senior CLASS Award Finalist • 2017 Wooden Award National Ballot • Two-time First Team All-ACC selection • Two-time All-ACC Tournament First Team • 2017 ACC Tournament MVP • 2017 NCAA All-Regional Team • 2015 NCAA Regional Most Outstanding Player • Started all 149 games in her career, leading Irish to a 139-10 record • Guided Notre Dame to four consecutive outright ACC regular season and tournament titles, joining Duke as the only team to win both four years in a row • Led Irish to Final Four appearances in 2014 & 2015 • Set Notre Dame records for single-season assists (282 in 2016-17), career assists (841), career starts (149), consecutive career starts (149), single-season minutes played (1,279 in 2016-17) • Ranked 22nd in NCAA history in career assists (841) • Ranked fourth in NCAA Championship career assists (115) • Joined by Mary Gavin '88 as the only Irish players with three career 200-assist seasons • Set ACC records for assists in a single ACC Tournament (33), single-season assists (282 in 2016-17) and career assists (841) • selected by the New York Liberty in the 2nd Round of the 2017 WNBA Draft (14th overall) • Currently plays for the Las Vegas Aces



24. DEVEREAUX PETERS - 1,319

CHICAGO, ILLINOIS • 2007-12

Battled back from two knee injuries to become one of most versatile and dominant posts in school history • only Notre Dame player ever to amass 1,000 points/500 rebounds/200 blocks/200 steals in her career • two-time Women's Basketball Coaches Association (WBCA) All-America Team finalist (honorable mention) and first-team all-BIG EAST selection (2011, 2012) • two-time BIG EAST Defensive Player of the Year • tied 35-year-old school record in 2011-12 with seven 15-rebound games • matched school record with four 15-point/15-rebound games in 2011-12 • missed final month of 2007-08 season with torn ACL, then suffered same injury in third game of 2008-09 season (earning medical redshirt status for latter campaign) • in four official seasons, led Notre Dame to four NCAA Sweet 16s, including NCAA national championship games in 2011 and 2012 • Irish won 142 games during her five seasons, third-most in program history for five-year span • started final 78 games of her career • among ND career leaders for blocks and double-doubles (23) • first of four ND players chosen with WNBA Draft lottery (top-four) picks, going third overall in 2012 to Minnesota Lynx, helping franchise to 2013 WNBA title and two Western Conference titles (2012, 2013) • won a second WNBA Championship with the Lynx in 2015.



25. MARGARET NOWLIN - 1,312

ST. PAUL, MINNESOTA • 1988-92

Catalyst behind Notre Dame's first NCAA Championship appearance in 1992 • selected as Most Valuable Player of the 1992 Midwestern Collegiate Conference Tournament as she scored 16 points and grabbed 12 rebounds in Notre Dame's upset victory over Xavier in the championship game • led team in scoring (16.5) and rebounding (8.7) in her final campaign with the Irish • also led team in rebounding (7.5) during her junior season (1990-91) • three-year starter who averaged in double figures in each of her last three seasons • first-team all-MCC selection in 1992 • twice named to the MCC All-Tournament Team (1990 and 1992) • played professionally in France after graduation • was an assistant coach on Muffet McGraw's staff at Notre Dame during the 1995-96 campaign.



26. MEGAN DUFFY - 1,290

DAYTON, OHIO • 2002-06

Ranked among the top 10 on 12 career statistical charts at Notre Dame upon her graduation • two-time Associated Press and Women's Basketball Coaches Association (WBCA) honorable mention All-American (2005, 2006) • winner of 2006 Frances Pomeroy Naismith Award • finalist for 2006 Nancy Lieberman Award • CoSIDA Academic All-America First Team honoree (2006) • three-time all-BIG EAST pick, including twice on first team (unanimous in 2006) • 2006 BIG EAST Women's Basketball Scholar-Athlete of the Year • one of four players in school history to amass 1,000

points/500 assists/200 steals in her career (others are Karen Robinson, Niele Ivey and Skylar Diggins) • among top 20 in NCAA history with .859 career free-throw percentage, and among top 10 in nation in foul shooting her final two seasons • posted (then) school-record .895 free-throw percentage in 2004-05 • earned gold medal with 2005 U.S. World University Games Team • selected in third round of 2006 WNBA Draft by Minnesota Lynx (spent two seasons) • signed as free agent with WNBA's New York Liberty in 2008, helping team to Eastern Conference finals • began her first season as a head coach at Miami (Ohio) in 2017-18 after previously working as an assistant coach at Michigan, St. John's and George Washington.



27. MARY BETH SCHUETH - 1,233

INDIANAPOLIS, INDIANA • 1981-85

Consistent producer who is one of just eight players in the program's history to average in double figures in scoring in all four seasons (along with Jacqueline Batteast, Ashley Barlow, Beth Morgan, Alicia Ratay, Ruth Riley and Lindsay Schrader) • averaged career bests of 13.0 points and 9.1 rebounds in her freshman season • started all but 10 games during her career (made 95 starts in the 105 games she played) • two-time all-North Star Conference selection, earning second-team honors as a junior and first-team laurels as a senior • third player in the program's history to earn CoSIDA All-America honors, garnering second-team recognition in 1983 • inducted into Indiana Basketball Hall of Fame as part of 2006 Silver Anniversary Team before earning individual enshrinement in 2008 (one of four women with ties to the Notre Dame women's basketball program that now are in the Hall, along with Krissi Davis, Trena Keys and current Irish head coach Muffet McGraw).



28. LETITIA BOWEN - 1,219

BUCHANAN, MICHIGAN • 1991-95

Ranks second on Notre Dame's all-time list for rebounds (999) and holds record rebounding average (8.8) • one of six players in school history to score more than 1,000 points and grab more than 900 rebounds during her four-year career (others are Jacqueline Batteast, Katryna Gaither, Ruth Riley, Devereaux Peters and Natalie Achonwa) • only senior on 1994-95 squad that finished third at the National Women's Invitation Tournament (NWIT) • averaged double figures in scoring each of her last three seasons at Notre Dame • was team's leading rebounder during her sophomore, junior and senior campaigns with a career-high rebounding average of 9.8 rpg. (second-best in school history) during the 1992-93 campaign • member of Notre Dame's first-ever NCAA Championship team (1992) • served as Irish captain in her senior season (1994-95) • first-team all-Midwestern Collegiate Conference selection as a junior and second-team honoree as a sophomore • played professionally in Italy • spent six seasons on Muffet McGraw's staff at Notre Dame (four as assistant coach, two as director of basketball operations).



29. HEIDI BUNEK - 1,202

MILWAUKEE, WISCONSIN • 1985-89

All-America candidate heading into her senior season (1988-89) before suffering a career-ending knee injury in the sixth game of the year • led the team in scoring and rebounding during the 1986-87 and 1987-88 campaigns • two-time second-team all-North Star Conference selection (1987 and 1988) • averaged career bests of 17.9 points and 8.8 rebounds per game while shooting .609 from the floor (18th in the nation) during her junior year • grabbed a career-high 20 rebounds at DePaul on Jan. 20, 1988 (the fourth-most rebounds in school history and tied the most by an Irish player since the program elevated to Division I status in 1980) • ranks among program's all-time leaders in scoring average, rebounding average and field-goal percentage • played in the U.S. Olympic Sports Festivals during the summers of 1995 and 1996 • inducted into the Wisconsin Basketball Coaches Association Hall of Fame in 2010 following a long and successful career as high school head coach in her home state of Wisconsin.



30. KRISSI DAVIS - 1,194

NOBLESVILLE, INDIANA • 1987-91

Averaged double figures in scoring in each of her last three seasons • team's leading rebounder in her sophomore and junior campaigns • netted a career-best scoring average of 13.7 points in her senior season and personal best rebounding average as a junior (8.0 rpg.) • after not starting at all as a freshman, she started every game in her final three campaigns • earned starts in final 92 games of her career, the third-longest streak in school history (Jacqueline Batteast - 97; Katryna Gaither - 95) • was a first-team all-Midwestern Collegiate Conference honoree in her senior season after being named to the all-MCC second team as a junior • twice selected most valuable player of the MCC Tournament (1989 and 1991) in addition to being named to the all-tournament team on both occasions • one of nine women's basketball players to earn the University's most prestigious athletics honor — the Byron V. Kanaley Award, which is presented annually to a senior student-athlete who is most exemplary as a student and leader • enshrined in Indiana Basketball Hall of Fame as part of 2012 Silver Anniversary Team and also again as an individual in 2017.



31. COURTNEY LAVERE - 1,150

VENTURA, CALIFORNIA • 2002-06

Valuable, versatile forward who was a member of four NCAA Championship teams, including two NCAA Sweet 16 squads, during her career at Notre Dame • ranks among school's career leaders in blocked shots and blocks per game • one of eight Notre Dame players to record 1,000 points/500 rebounds/100 blocks in their careers (others are Natalie Achonwa, Jacqueline Batteast, Katryna Gaither, Trena Keys, Shari Matvey, Devereaux Peters and Ruth Riley) • scored 1,000th career point three games

after classmate Megan Duffy, marking the shortest interval between 1,000-point milestones in school history • logged five double-doubles as a freshman, including three in a row with two coming against ranked opponents (Tennessee and Purdue) • set school record for freshmen with 12-of-16 foul-shooting performance at Villanova • played key role in Notre Dame's 2003 NCAA Sweet 16 run, averaging 11.7 points and 5.7 rebounds in the three-game set • 2003 Freshman All-America selection by Women'sCollegeHoops.com • winner of 2006 Robin Roberts/Women's Basketball Coaches Association (WBCA) Broadcasting Scholarship Award • spent nearly five years with Turner Broadcasting (focusing primarily on ad sales with Cartoon Network) • served as associate director of regional development at Notre Dame from 2012-14.



32. BECCA BRUSZEWSKI - 1,148

VALPARAISO, INDIANA • 2007-11

Co-captain of Notre Dame's 2010-11 NCAA national finalist team • played in (then) school-record 136 games during her career, missing only three contests (one in her final three seasons) • set school record (since tied) with 39 starts and 39 games played in 2010-11 (sharing mark with Natalie Novosel and Devereaux Peters) • nicknamed "Bruiser" for her fearless and physical style of play, despite being an undersized post at just 6-foot-1 • played all three front-line positions during her career • known for her toughness, playing through numerous injuries, most notably in the 2011 BIG EAST Championship final vs. Connecticut (eight points, three rebounds after rib injury in semifinal vs. DePaul) and 2011 NCAA Dayton Regional final vs. Tennessee (13 points, eight rebounds in game-high 37 minutes playing on sprained knee suffered in regional semifinal vs. Oklahoma) • played professionally in Puerto Rico after previously spending time in Finland • also served as co-director of Midwest Basketball Academy (MBA) Select AAU program based in Mishawaka.



33. DANIELLE GREEN - 1,106

CHICAGO, ILLINOIS • 1995-00

Posted double-figure scoring averages in each of her last three seasons, finishing with a 9.5 ppg. career scoring average in 116 games • started 65 games during her career • earned a fifth year of eligibility after missing the entire 1996-97 Final Four campaign with a torn Achilles' tendon suffered the NCAA first day of practice • third-leading scorer (14.4 ppg.) and second-leading rebounder (7.2 rpg.) during the 1998-99 season • netted a personal single-season best 432 points during that campaign • scored a career-high 28 points versus West Virginia on Jan. 17, 1999 • had 16 points and seven rebounds in Notre Dame's second-round victory over George Washington in the 2000 NCAA Championship, helping the Irish to third Sweet 16 appearance in four years • spent one season as assistant women's basketball coach at Chicago State • enlisted in U.S. Army in 2003 and was awarded a Purple Heart in May 2004 after suffering significant arm and leg injuries while serving in Baghdad, Iraq • has earned two master's degrees • served as a readjustment counselor for U.S. Department of Veterans Affairs in South Bend, helping fellow veterans cope with physical and psychological trauma suffered on the battlefield • received 2015 Pat Tillman Award for Service during nationally-televised ESPY Awards ceremony in Los Angeles.



34. KAT WESTBELD – 1,076

KETTERING, OHIO • 2014-18

Played in 141 with 91 starts • Irish were 82-9 when Westbeld started • Helped guide the Irish to a 2018 national championship - was dubbed 'the glue' of the team • All-in-all, went to two Final Fours • Collected 45 games with double-digit points and earned six double-doubles over her career • Led the team in rebounding in the championship game vs Mississippi State with nine boards • Finished one-point shy of her career high with a team best 20 points on 9-of-12 shooting vs Oregon in the Elite Eight • After missing the first half vs Villanova in an NCAA Second Round matchup in 2018 due to an ankle injury, Westbeld started the second half and finished with a +30 plus-minus (49-19) in 16 minutes of play • Became the 39th member in Notre Dame's 1,000-point club with eight points at Virginia Tech on Feb. 22, 2018



35 (T). CARRIE BATES – 1,060

KANSAS CITY, MISSOURI • 1981-85

Averaged double figures in scoring in three of her four seasons at Notre Dame • still ranks among top 10 in school history with a .553 career field-goal percentage • averaged career best of 12.5 points as a senior and 6.5 rebounds as a freshman • also averaged 12.4 points as a rookie • led team in scoring during her junior campaign as she averaged 11.9 ppg. • posted career numbers of 11.0 ppg. and 5.5 rpg. as she played in 96 contests during her Irish tenure.



35 (T). MADISON CABLE – 1,060

MT. LEBANON, PENNSYLVANIA • 2012-16

After missing her freshman year due to injury, increased her scoring output in each of her four seasons, averaging 13.7 points per game as a graduate student • graduated second in school history with her .456 3-point field goal percentage • started all 35 games her graduate year and had a 3-pointer in 19 consecutive games - the third-longest streak in school history • honorable mention AP and WBCA All-American in 2015-16 • MVP of the 2016 ACC Tournament, helping the Irish to a third-straight title • named to the 2016 all-ACC Tournament first team and the 2015 all-tournament second team.



37. MOLLIE PEIRICK – 1,034

EUREKA, MISSOURI • 1994-98

Started more NCAA Championship games (10) than any Irish player prior to 2001 • her 118 career starts and .819 career free-throw percentage ranked first all-time at the time of her graduation • started 118 of the 128 games she appeared in during her career • led the Irish to four postseason appearances during her career — three NCAA Championship berths (1996-98) and the 1995 National Women's Invitation Tournament (NWIT) • co-captained team as a junior and senior and led Notre Dame to the 1997 NCAA Final Four and 1998 Sweet 16 • a third team all-BIG EAST selection as a senior, she averaged 10.8 ppg., 4.9 rpg. and 6.2 apg. in her final campaign with the Irish • named to the Midwestern Collegiate Conference All-Newcomer Team in 1995.



38. KELLEY SIEMON – 1,006

EDINA, MINNESOTA • 1997-01

Joined Notre Dame's 1,000-Point Club when she poured in 10 markers in her final collegiate game, a 68-66 win over Purdue in the 2001 NCAA national championship game • an athletic and talented forward who started 95 games in her Irish career • had her best season at Notre Dame as a senior, averaging 11.3 points and 7.1 rebounds per game to earn the BIG EAST Conference Most Improved Player award • also garnered honorable mention all-BIG EAST laurels in 2001 • named to 2001 BIG EAST and NCAA Midwest Regional all-tournament teams • ranked ninth in career rebounds at Notre Dame (707) upon her graduation • was tied with Alicia Ratay and Ruth Riley for the most NCAA Championship games played (14) in school history, prior to 2011 • was selected in the third round of the 2001 WNBA Draft by the Los Angeles Sparks • played professionally in Austria and toured with Athletes in Action • spent four seasons as an assistant women's basketball coach at Liberty University.



39. MELISSA LECHLITNER – 1,005

MISHAWAKA, INDIANA • 2006-10

Like Siemon, joined the Notre Dame 1,000-Point Club in her final collegiate game, a stirring 22-point effort in a last-second overtime loss to Oklahoma in the NCAA Kansas City Regional semifinals in Kansas City, Mo. • two-year team captain (2008-09 and 2009-10) • earned second-team CoSIDA Academic All-District honors in 2010 • named to 2010 NCAA Kansas City Regional All-Tournament Team • upon graduation, ranked among the top 10 in school history for games played, free-throw percentage and assists • started every game for Irish in her final two seasons, leading Notre Dame to one of its most successful years ever in 2009-10, including a 1.07 team assist/turnover ratio • named 2010 recipient of Notre Dame's Byron V. Kanaley Award, one of nine Irish women's basketball players to earn the honor • played professionally in Finland, Germany, Iceland and Puerto Rico.



SINGLE-GAME 30 POINT SCORERS

Player	Opponent	Date	Result	Pts
Shari Matvey	(1) vs. Chicago State	Jan. 11, 1980	W, 68-61	31
Shari Matvey	Mount St. Joseph	Jan. 26, 1980	W, 78-76	31
Shari Matvey	(2) at Pacific Lutheran	March 12, 1980	W, 57-48	30
Trena Keys	at Dayton	Feb. 5, 1985	W, 81-66	30
Trena Keys	at Northern Illinois	Dec. 15, 1985	W, 88-65	31
Trena Keys	at #18 Rutgers	Jan. 9, 1986	L, 61-69	30
Trena Keys	at Loyola (Ill.)	Feb. 21, 1986	W, 79-67	30
Heidi Bunek	Marquette	Jan. 26, 1988	W, 88-51	32
Krissi Davis	at Dayton	Feb. 28, 1991	L, 76-79	30
Karen Robinson	(3) vs. Northern Illinois	March 23, 1991	L, 82-84	30
Michelle Marciniak	at #NR/24 Georgia	Dec. 8, 1991	L, 86-90 (ot)	33
Margaret Nowlin	Louisville	Jan. 15, 1992	L, 53-64	30
Katryna Gaither	Cleveland State	Jan. 9, 1995	W, 90-66	34
Katryna Gaither	at Cleveland State	Feb. 16, 1995	W, 83-79 (ot)	31
Katryna Gaither	at Northern Illinois	Feb. 23, 1995	W, 58-51	32
Katryna Gaither	at Indiana	Nov. 24, 1995	W, 82-73	31^
Beth Morgan	(4) vs. #12/13 Penn State	Dec. 1, 1995	L, 77-86	32
Beth Morgan	(4) vs. #NR/22 Texas A&M	Dec. 3, 1995	L, 84-88 (ot)	34
Beth Morgan	Syracuse	Jan. 10, 1996	W, 91-52	32
Katryna Gaither	at Providence	Jan. 14, 1996	W, 90-80	34
Katryna Gaither	(5) vs. Ohio	Nov. 29, 1996	W, 95-82	40
Beth Morgan	(6) at #1/1 Connecticut	March 4, 1997	L, 77-86	30
Beth Morgan	(7) vs. #8/7 Alabama	March 22, 1997	W, 87-71	36
Ruth Riley	vs. Providence	Jan. 10, 1999	W, 79-56	36
Ruth Riley	at Providence	Jan. 30, 1999	W, 97-59	41*
Alicia Ratay	(8) vs. #9/12 North Carolina	Dec. 4, 1999	W, 99-86	32
Ruth Riley	(8) vs. Liberty	Dec. 5, 1999	W, 85-68	32
Ruth Riley	vs. Miami (Fla.)	Feb. 22, 2000	W, 83-68	36
Ruth Riley	(9) vs. #10/13 Vanderbilt	March 26, 2001	W, 72-64	32
Alicia Ratay	West Virginia	Feb. 19, 2002	W, 72-63	31
Alicia Ratay	at Providence	Feb. 16, 2003	W, 67-61	30
Jacqueline Batteast	(10) #10/9 Ohio State	Nov. 20, 2004	W, 66-62	32
Megan Duffy	Marquette	Jan. 10, 2006	W, 67-65 (ot)	32
Charel Allen	St. John's	Jan. 16, 2007	W, 83-65	31
Charel Allen	(11) vs. #14/13 Oklahoma	March 25, 2008	W, 79-75 (ot)	35
Skyilar Diggins	(12) Vermont	March 23, 2010	W, 84-66	31
Skyilar Diggins	West Virginia	Feb. 12, 2012	L, 63-65	32
Natalie Novosel	South Florida	Feb. 25, 2012	W, 80-68	32
Skyilar Diggins	at #9/9 Tennessee	Jan. 28, 2013	W, 77-67	33
Jewell Loyd	Central Michigan	Dec. 22, 2013	W, 106-72	30
Jewell Loyd	at #8/6 Maryland	Jan. 27, 2014	W, 87-83	31
Kayla McBride	#7/7 Duke	Feb. 23, 2014	W, 81-70	31
Jewell Loyd	(13) #5/6 Baylor	March 31, 2014	W, 88-69	30
Jewell Loyd	#3/3 Connecticut	Dec. 6, 2014	L, 58-76	31
Jewell Loyd	at #25/25 DePaul	Dec. 10, 2014	W, 94-93 (ot)	41*
Jewell Loyd	#5/6 Tennessee	Jan. 19, 2015	W, 88-77	34
Jewell Loyd	at Georgia Tech	Feb. 19, 2015	W, 71-61	31
Arike Ogunbowale	(10) Central Michigan	Nov. 11, 2016	W, 107-47	30
Brianna Turner	at #21/21 Syracuse	Feb. 19, 2017	W, 85-80	31
Arike Ogunbowale	(14) vs. #11/11 Ohio State	March 24, 2017	W, 99-76	35
Arike Ogunbowale	at #22/20 Michigan	Nov. 29, 2017	W, 83-63	32
Jessica Shepard	vs DePaul	Dec. 17, 2017	W, 91-82	39
Arike Ogunbowale	vs CSUN	March 16, 2018	W, 99-81	30
Jackie Young	vs #1/1 UConn	March 30, 2018	W, 91-89 (OT)	32

YEAR-BY-YEAR INDIVIDUAL STATISTICAL LEADERS

SCORING

Season	Team Leader	Gms	FGM	FTM	Pts.	PPG
2017-18	Arike Ogunbowale	38	291	144	791	20.8
2016-17	Arike Ogunbowale	37	217	483	588	15.9
2015-16	Brianna Turner	29	169	85	423	14.6
2014-15	Jewell Loyd	39	272	195	772	19.8
2013-14	Jewell Loyd	37	267	118	687	18.6
2012-13	Skyilar Diggins	37	218	149	631	17.1
2011-12	Skyilar Diggins	39	233	158	657	16.8
2010-11	Natalie Novosel	39	187	183	588	15.1
2009-10	Skyilar Diggins	35	169	111	484	13.8
2008-09	Ashley Barlow	29	127	74	368	12.7
2007-08	Charel Allen	34	198	101	513	15.1
2006-07	Charel Allen	32	213	93	545	17.0
2005-06	Megan Duffy	30	138	135	469	15.6
2004-05	Jacqueline Batteast	33	208	127	559	16.9
2003-04	Jacqueline Batteast	32	204	94	512	16.0
2002-03	Jacqueline Batteast	32	179	78	445	13.9
2001-02	Alicia Ratay	30	146	112	462	15.4
2000-01	Ruth Riley	36	245	182	672	18.7
1999-00	Ruth Riley	31	193	132	518	16.2
1998-99	Ruth Riley	31	198	118	514	16.6
1997-98	Sheila McMillen	31	129	97	423	13.6
1996-97	Katryna Gaither	38	324	128	776	20.4
1995-96	Beth Morgan	31	219	117	626	20.2
1994-95	Katryna Gaither	29	252	86	590	19.0
1993-94	Beth Morgan	29	192	88	518	17.9
1992-93	Letitia Bowen	25	125	87	337	13.4
1991-92	Margaret Nowlin	31	212	89	513	16.5
1990-91	Karen Robinson	32	228	67	538	16.8
1989-90	Karen Robinson	29	168	101	437	15.1
1988-89	Karen Robinson	32	158	82	400	12.5
1987-88	Heidi Bunek	28	212	78	502	17.9
1986-87	Heidi Bunek	27	161	66	388	14.4
1985-86	Trena Keys	30	250	87	587	19.6
1984-85	Trena Keys	28	212	59	483	17.2
1983-84	Carrie Bates	28	129	75	333	11.9
1982-83	Mary Beth Schueth	27	128	61	317	11.7
1981-82	Mary Beth Schueth	25	137	52	326	13.0
1980-81	Shari Matvey	28	184	46	414	14.8
1979-80	Shari Matvey	30	237	55	529	17.6
1978-79	Carol Lally	22	117	47	281	12.8
1977-78	Carol Lally	16	82	14	171	10.7



REBOUNDS

Season	Team Leader	Gms	Rebs.	RPG
2017-18	Jessica Shepard	38	308	8.1
2016-17	Brianna Turner	35	247	7.1
2015-16	Brianna Turner	29	212	7.3
2014-15	Brianna Turner	36	283	7.9
2013-14	Natalie Achonwa	33	255	7.7
2012-13	Natalie Achonwa	37	350	9.5
2011-12	Devereaux Peters	39	363	9.3
2010-11	Devereaux Peters	39	293	7.5
2009-10	Lindsay Schrader	33	228	6.9
2008-09	Lindsay Schrader	31	228	7.4
2007-08	Lindsay Schrader	34	210	6.2
2006-07	Charel Allen	32	197	6.2
2005-06	Lindsay Schrader	30	162	5.4
2004-05	Jacqueline Batteast	33	218	6.6
2003-04	Jacqueline Batteast	32	276	8.6
2002-03	Jacqueline Batteast	32	267	8.3
2001-02	Jacqueline Batteast	26	204	7.8
2000-01	Ruth Riley	36	281	7.8
1999-00	Ruth Riley	32	233	7.3
1998-99	Ruth Riley	31	260	8.4
1997-98	Ruth Riley	32	233	7.3
1996-97	Katryna Gaither	38	368	9.7
1995-96	Katryna Gaither	31	283	9.1
1994-95	Letitia Bowen	31	259	8.4
1993-94	Letitia Bowen	29	276	9.5
1992-93	Letitia Bowen	25	246	9.8
1991-92	Margaret Nowlin	31	270	8.7
1990-91	Margaret Nowlin	32	240	7.5
1989-90	Krissi Davis	29	233	8.0
1988-89	Krissi Davis	32	208	6.5
1987-88	Heidi Bunek	28	246	8.8
1986-87	Heidi Bunek	27	215	8.0
1985-86	Sandy Botham	31	223	7.2
1984-85	Mary Beth Schueth	26	199	7.7
1983-84	Mary Beth Schueth	27	186	6.9
1982-83	Mary Beth Schueth	27	241	8.9
1981-82	Mary Beth Schueth	25	227	9.1
1980-81	Shari Matvey	28	213	7.6
1979-80	Shari Matvey	30	305	10.2
1978-79	Jane Politiski	22	212	9.6

ASSISTS

Season	Team Leader	Gms	Assists	APG
2017-18	Marina Mabrey	38	168	4.4
2016-17	Lindsay Allen	37	282	7.6
2015-16	Lindsay Allen	35	204	5.8
2014-15	Lindsay Allen	39	205	5.3
2013-14	Lindsay Allen	38	150	3.9
2012-13	Skylar Diggins	37	225	6.1
2011-12	Skylar Diggins	39	222	5.7
2010-11	Skylar Diggins	39	186	4.8
2009-10	Skylar Diggins	35	112	3.2
2008-09	Melissa Lechlitner	31	106	3.4
2007-08	Tulyah Gaines	34	129	3.8
2006-07	Tulyah Gaines	32	125	3.9
2005-06	Megan Duffy	30	124	4.1
2004-05	Megan Duffy	33	178	5.4
2003-04	Megan Duffy	32	125	3.9
2002-03	Le'Tania Severe	32	121	3.8
2001-02	Le'Tania Severe	30	146	4.9
2000-01	Niele Ivey	36	247	6.9
1999-00	Niele Ivey	32	194	6.1
1998-99	Niele Ivey	28	181	6.5
1997-98	Mollie Peirick	32	199	6.2
1996-97	Jeannine Augustin	38	193	5.1

Season	Team Leader	Gms	Assists	APG
1995-96	Mollie Peirick	31	177	5.7
1994-95	Mollie Peirick	27	106	3.9
1993-94	Kara Leary	29	151	5.2
1992-93	Coquese Washington	27	122	4.5
1991-92	Coquese Washington	25	152	5.6
1990-91	Coquese Washington	32	179	5.6
1989-90	Karen Robinson	29	137	4.7
1988-89	Karen Robinson	32	184	5.8
1987-88	Mary Gavin	28	243	8.7
1986-87	Mary Gavin	27	214	7.9
1985-86	Mary Gavin	31	205	6.6
1984-85	Mary Gavin	26	116	4.5
1983-84	Vonnie Thompson	28	83	3.0
1982-83	Laura Dougherty	27	102	3.8
1981-82	Ruth Kaiser	23	89	3.9
1980-81	Maggie Lally	28	52	1.9
1979-80	Molly Cashman	29	88	3.0
1978-79	Jane Politiski	22	212	9.6

BLOCKS

Season	Team Leader	Gms	Blks.	BPG
2017-18	Jessica Shepard	38	28	0.7
2016-17	Brianna Turner	35	86	2.5
2015-16	Brianna Turner	29	88	3.0
2014-15	Brianna Turner	36	89	2.5
2013-14	Taya Reimer	38	52	1.4
2012-13	Ariel Braker	36	45	1.3
2011-12	Devereaux Peters	39	78	2.0
2010-11	Devereaux Peters	39	68	1.7
2009-10	Devereaux Peters	25	30	1.2
2008-09	Erica Solomon	31	38	1.2
2007-08	Devereaux Peters	23	45	2.0
2006-07	Erica Williamson	31	39	1.3
2005-06	Courtney LaVere	30	50	1.7
2004-05	Teresa Borton	33	57	1.7
2003-04	Courtney LaVere	32	41	1.3
2002-03	Jacqueline Batteast	32	50	1.6
2001-02	Amanda Barksdale	26	78	3.0
2000-01	Ruth Riley	36	113	3.1
1999-00	Ruth Riley	32	85	2.7
1998-99	Ruth Riley	31	101	3.3
1997-98	Ruth Riley	32	71	2.2
1996-97	Katryna Gaither	38	35	0.9
1995-96	Katryna Gaither	31	40	1.3
1994-95	Katryna Gaither	31	46	1.5
1993-94	Letitia Bowen	29	22	0.8
1992-93	Letitia Bowen	25	15	0.6
1991-92	Margaret Nowlin	32	19	0.6
1990-91	Margaret Nowlin	32	33	1.0
1989-90	Margaret Nowlin	29	21	0.7
1988-89	Comalita Haysbert	32	12	0.4
1987-88	Heidi Bunek	28	39	1.4
1986-87	Heidi Bunek	27	31	1.1
1985-86	Trena Keys	30	30	1.0
1984-85	Trena Keys	28	43	1.5
1983-84	Trena Keys	28	26	0.9
1982-83	Trena Keys	25	25	1.0
1981-82	Mary Beth Schueth	25	20	0.8
1980-81	Tricia McManus	28	27	1.0
1979-80	Shari Matvey	30	94	3.1



STEALS

Season	Team Leader	Gms	Stls.	SPG
2017-18	Marina Mabrey	38	79	2.1
2016-17	Lindsay Allen	37	83	2.2
2015-16	Madison Cable	35	61	2.0
2014-15	Madison Cable/Jewell Loyd	39	59	1.5
2013-14	Jewell Loyd	37	58	1.6
2012-13	Skylar Diggins	37	114	3.1
2011-12	Skylar Diggins	39	102	2.6
2010-11	Brittany Mallory	37	77	2.1
2009-10	Skylar Diggins	35	90	2.6
2008-09	Ashley Barlow	29	70	2.4
2007-08	Ashley Barlow	34	68	2.0
2006-07	Tulyah Gaines	32	66	2.1
2005-06	Megan Duffy	30	59	2.0
2004-05	Megan Duffy	33	90	2.7
2003-04	Le'Tania Severe	32	54	1.7
2002-03	Le'Tania Severe	32	69	2.2
2001-02	Le'Tania Severe	30	60	2.0
2000-01	Niele Ivey	36	94	2.6
1999-00	Niele Ivey	32	95	3.0
1998-99	Niele Ivey	31	74	2.4
1997-98	Niele Ivey	31	77	2.5
1996-97	Jeannine Augustin	38	92	2.4
1995-96	Beth Morgan	31	64	2.1
1994-95	Letitia Bowen	31	65	2.1
1993-94	Kara Leary	29	71	2.4
1992-93	Coquese Washington	27	78	2.9
1991-92	Coquese Washington	25	79	3.2
1990-91	Coquese Washington	32	83	2.6
1989-90	Coquese Washington	29	67	2.3
1988-89	Krissi Davis	32	81	2.5
1987-88	Mary Gavin	28	93	3.3
1986-87	Mary Gavin	27	80	3.0
1985-86	Mary Gavin	31	72	2.3
1984-85	Mary Beth Schueth	26	39	1.5
1983-84	Laura Dougherty	27	42	1.6
1982-83	Ruth Kaiser	27	57	2.1
1981-82	Ruth Kaiser	23	61	2.7
1980-81	Molly Ryan	28	39	1.4
1979-80	Molly Cashman	29	50	1.7

YEAR-BY-YEAR STATS

The three-point shot was introduced by the NCAA for the 1987-88 season . . . turnovers were not kept as a regular statistic prior to 1987-88 . . . Notre Dame competed at the AIAW Division III level from 1977-78 through 1979-80 . . . some statistical records are incomplete for the first two seasons of the Notre Dame women's basketball program.

SEASONS

2017-18

	GP	Min	FG-A	Pct.	3FG-A	Pct.	FT-A	Pct.	O	D	Tot.	Avg.	PF-DQ	A	T	B	S	Pts.	Avg.
Notre Dame	38	7650	1248-2487	.502	185-502	.369	553-731	.756	532	1055	1587	41.8	482-1	713	529	121	312	3234	85.1
Opponent	38	7650	980-2452	.400	267-775	.345	348-500	.696	478	798	1276	33.6	636-0	526	595	139	274	2575	67.8

2016-17

	GP	Min	FG-A	Pct.	3FG-A	Pct.	FT-A	Pct.	O	D	Tot.	Avg.	PF-DQ	A	T	B	S	Pts.	Avg.
Notre Dame	37	7425	1144-2315	.494	217-549	.395	458-631	.726	456	999	1455	39.3	572-4	696	471	159	329	2963	80.1
Opponent	37	7425	859-2185	.393	246-707	.348	340-489	.695	392	789	1181	31.9	645-9	510	595	96	225	2304	62.3

2015-16

	GP	Min	FG-A	Pct.	3FG-A	Pct.	FT-A	Pct.	O	D	Tot.	Avg.	PF-DQ	A	T	B	S	Pts.	Avg.
Notre Dame	35	7025	1037-2091	.496	207-503	.412	520-726	.716	388	966	1354	38.7	578-2	632	513	167	314	2801	80.0
Opponent	35	7025	794-2105	.377	190-623	.305	366-529	.692	403	747	1150	32.9	671-15	429	598	102	246	2144	61.3

2014-15

	GP	Min	FG-A	Pct.	3FG-A	Pct.	FT-A	Pct.	O	D	Tot.	Avg.	PF-DQ	A	T	B	S	Pts.	Avg.
Notre Dame	39	7825	1167-2374	.492	186-486	.383	594-799	.743	514	1103	1617	41.5	552-4	694	576	195	357	3114	79.8
Opponent	39	7825	895-2378	.376	188-660	.285	353-553	.638	490	806	1296	33.2	699-15	437	664	137	301	2331	59.8

2014-15

	GP	Min	FG-A	Pct.	3FG-A	Pct.	FT-A	Pct.	O	D	Tot.	Avg.	PF-DQ	A	T	B	S	Pts.	Avg.
Notre Dame	38	7600	1227-2423	.506	190-473	.402	627-829	.756	539	1068	1607	42.3	613-3	765	552	159	353	3271	86.1
Opponent	38	7600	885-2344	.378	154-549	.281	418-613	.682	486	775	1261	33.2	734-20	452	675	117	295	2342	61.6

2013-14

	GP	Min	FG-A	Pct.	3FG-A	Pct.	FT-A	Pct.	O	D	Tot.	Avg.	PF-DQ	A	T	B	S	Pts.	Avg.
Notre Dame	38	7600	1227-2423	.506	190-473	.402	627-829	.756	539	1068	1607	42.3	613-3	765	552	159	353	3271	86.1
Opponent	38	7600	885-2344	.378	154-549	.281	418-613	.682	486	775	1261	33.2	734-20	452	675	117	295	2342	61.6

2012-13

	GP	Min	FG-A	Pct.	3FG-A	Pct.	FT-A	Pct.	O	D	Tot.	Avg.	PF-DQ	A	T	B	S	Pts.	Avg.
Notre Dame	37	7500	1091-2400	.455	160-470	.340	661-828	.798	636	985	1621	43.8	522-7	722	569	150	398	3003	81.2
Opponent	37	7500	828-2196	.377	163-557	.293	372-511	.728	459	759	1218	32.9	678-19	468	752	173	317	2191	59.2

2011-12

	GP	Min	FG-A	Pct.	3FG-A	Pct.	FT-A	Pct.	O	D	Tot.	Avg.	PF-DQ	A	T	B	S	Pts.	Avg.
Notre Dame	39	7850	1118-2388	.468	166-478	.347	674-883	.763	591	998	1589	40.7	629-8	698	618	170	502	3076	78.9
Opponent	39	7850	761-2108	.361	131-495	.265	409-621	.659	466	791	1257	32.2	727-16	421	873	120	333	2062	52.9

2010-11

	GP	Min	FG-A	Pct.	3FG-A	Pct.	FT-A	Pct.	O	D	Tot.	Avg.	PF-DQ	A	T	B	S	Pts.	Avg.
Notre Dame	39	7850	1099-2290	.480	139-385	.361	667-930	.717	575	1007	1582	40.6	645-11	669	689	169	495	3004	77.0
Opponent	39	7850	802-2179	.368	164-610	.269	425-646	.658	496	765	1261	32.3	739-16	442	864	110	331	2193	56.2

2009-10

	GP	Min	FG-A	Pct.	3FG-A	Pct.	FT-A	Pct.	O	D	Tot.	Avg.	PF-DQ	A	T	B	S	Pts.	Avg.
Notre Dame	35	7025	996-2196	.454	166-490	.339	543-767	.708	481	871	1352	38.6	585-4	633	571	128	450	2701	77.2
Opponent	35	7025	820-2001	.410	147-456	.322	394-589	.669	416	837	1253	35.8	637-17	482	791	123	300	2181	62.3

2008-09

	GP	Min	FG-A	Pct.	3FG-A	Pct.	FT-A	Pct.	O	D	Tot.	Avg.	PF-DQ	A	T	B	S	Pts.	Avg.
Notre Dame	31	6225	828-1923	.431	120-359	.334	440-625	.704	426	804	1230	39.7	511-4	456	483	121	305	2216	71.5
Opponent	31	6225	702-1817	.386	151-478	.316	376-512	.734	385	773	1158	37.4	544-13	410	597	107	238	1931	62.3



2018-19 NOTRE DAME WOMEN'S BASKETBALL

2007-08

	GP	Min	FG-A	Pct.	3FG-A	Pct.	FT-A	Pct.	O	D	Tot.	Avg.	PF-DQ	A	T	B	S	Pts.	Avg.
Notre Dame	34	6850	960-2148	.447	90-308	.292	581-766	.758	532	817	1349	39.7	587-10	533	512	154	397	2591	76.2
Opponent	34	6850	753-1925	.391	168-473	.355	420-611	.687	459	748	1207	35.5	641-16	441	737	129	252	2094	61.6

2006-07

	GP	Min	FG-A	Pct.	3FG-A	Pct.	FT-A	Pct.	O	D	Tot.	Avg.	PF-DQ	A	T	B	S	Pts.	Avg.
Notre Dame	32	6450	816-1924	.424	104-370	.281	506-666	.760	435	751	1186	37.1	558-11	444	532	108	335	2242	70.1
Opponent	32	6450	753-1798	.419	178-488	.365	432-598	.722	392	754	1146	35.8	542-9	483	654	136	261	2116	66.1

2005-06

	GP	Min	FG-A	Pct.	3FG-A	Pct.	FT-A	Pct.	O	D	Tot.	Avg.	PF-DQ	A	T	B	S	Pts.	Avg.
Notre Dame	30	6100	714-1714	.417	101-303	.333	407-617	.660	367	739	1106	36.9	487-6	383	430	128	252	1936	64.5
Opponent	30	6100	683-1748	.391	181-483	.375	366-522	.701	412	748	1160	38.7	561-12	427	501	102	205	1913	63.8

2004-05

	GP	Min	FG-A	Pct.	3FG-A	Pct.	FT-A	Pct.	O	D	Tot.	Avg.	PF-DQ	A	T	B	S	Pts.	Avg.
Notre Dame	33	6625	789-1829	.431	77-210	.367	533-720	.740	447	820	1267	38.4	514-8	512	536	167	314	2188	66.3
Opponent	33	6625	680-1913	.355	152-563	.270	364-522	.697	492	695	1187	36.0	586-17	427	597	131	288	1876	56.8

2003-04

	GP	Min	FG-A	Pct.	3FG-A	Pct.	FT-A	Pct.	O	D	Tot.	Avg.	PF-DQ	A	T	B	S	Pts.	Avg.
Notre Dame	32	6450	746-1729	.431	122-343	.356	440-647	.680	412	780	1192	37.2	550-9	473	563	134	288	2054	64.2
Opponent	32	6450	677-1785	.379	128-506	.253	389-543	.716	423	692	1115	34.8	618-16	408	561	76	285	1871	58.5

2002-03

	GP	Min	FG-A	Pct.	3FG-A	Pct.	FT-A	Pct.	O	D	Tot.	Avg.	PF-DQ	A	T	B	S	Pts.	Avg.
Notre Dame	32	6400	731-1718	.425	87-266	.327	543-732	.742	407	826	1233	38.5	501-13	430	585	160	286	2092	65.4
Opponent	32	6400	695-1896	.367	179-588	.304	389-523	.744	447	688	1135	35.5	624-11	422	540	90	294	1958	61.2

2001-02

	GP	Min	FG-A	Pct.	3FG-A	Pct.	FT-A	Pct.	O	D	Tot.	Avg.	PF-DQ	A	T	B	S	Pts.	Avg.
Notre Dame	30	6000	694-1644	.422	152-409	.372	422-627	.673	432	831	1263	42.1	479-4	400	516	189	213	1962	65.4
Opponent	30	6000	608-1740	.349	141-490	.288	376-579	.649	412	645	1057	35.2	543-11	375	432	87	279	1733	57.8

2000-01

	GP	Min	FG-A	Pct.	3FG-A	Pct.	FT-A	Pct.	O	D	Tot.	Avg.	PF-DQ	A	T	B	S	Pts.	Avg.
Notre Dame	30	6000	694-1644	.422	152-409	.372	422-627	.673	432	831	1263	42.1	479-4	400	516	189	213	1962	65.4
Opponent	30	6000	608-1740	.349	141-490	.288	376-579	.649	412	645	1057	35.2	543-11	375	432	87	279	1733	57.8

1999-00

	GP	Min	FG-A	Pct.	3FG-A	Pct.	FT-A	Pct.	O	D	Tot.	Avg.	PF-DQ	A	T	B	S	Pts.	Avg.
Notre Dame	32	6450	903-1803	.501	137-341	.402	523-732	.714	408	915	1323	41.3	599-12	607	689	169	323	2466	77.1
Opponent	32	6450	701-1976	.355	125-420	.298	454-652	.696	463	603	1066	33.3	602-21	408	601	68	343	1981	61.9

1998-99

	GP	Min	FG-A	Pct.	3FG-A	Pct.	FT-A	Pct.	O	D	Tot.	Avg.	PF-DQ	A	T	B	S	Pts.	Avg.
Notre Dame	31	6200	875-1877	.466	178-479	.372	584-792	.737	470	890	1360	43.9	597-14	537	612	161	268	2512	81.0
Opponent	31	6200	718-1903	.377	144-448	.321	451-663	.680	413	641	1054	34.0	644-22	485	582	69	272	2031	65.5

1997-98

	GP	Min	FG-A	Pct.	3FG-A	Pct.	FT-A	Pct.	O	D	Tot.	Avg.	PF-DQ	A	T	B	S	Pts.	Avg.
Notre Dame	32	6450	826-1821	.454	169-443	.381	555-806	.689	449	883	1332	41.6	666-17	538	691	155	328	2376	74.3
Opponent	32	6450	684-1855	.369	141-422	.334	544-793	.686	437	691	1128	35.2	650-19	426	664	91	317	2053	64.2

1996-97

	GP	Min	FG-A	Pct.	3FG-A	Pct.	FT-A	Pct.	O	D	Tot.	Avg.	PF-DQ	A	T	B	S	Pts.	Avg.
Notre Dame	38	7600	1091-2272	.480	155-468	.331	545-734	.743	493	1043	1536	40.4	661-11	682	722	93	394	2882	75.8
Opponent	38	7600	860-2306	.373	188-661	.284	500-731	.684	548	802	1350	35.5	646-12	524	731	98	350	2408	63.4

1995-96

	GP	Min	FG-A	Pct.	3FG-A	Pct.	FT-A	Pct.	O	D	Tot.	Avg.	PF-DQ	A	T	B	S	Pts.	Avg.
Notre Dame	31	6275	894-1806	.495	138-355	.389	489-692	.707	368	898	1266	40.8	563-11	554	681	94	344	2415	77.9
Opponent	31	6275	730-1928	.379	119-412	.289	441-640	.689	418	656	1074	34.6	584-16	404	651	93	319	2020	65.2

1994-95

	GP	Min	FG-A	Pct.	3FG-A	Pct.	FT-A	Pct.	O	D	Tot.	Avg.	PF-DQ	A	T	B	S	Pts.	Avg.
Notre Dame	31	6250	932-1957	.476	89-241	.369	475-688	.690	449	909	1358	43.8	643-20	568	690	125	335	2428	78.3
Opponent	31	6250	765-1942	.394	140-416	.337	508-722	.704	410	701	1111	35.8	583-16	392	631	85	327	2178	70.3

1993-94

	GP	Min	FG-A	Pct.	3FG-A	Pct.	FT-A	Pct.	O	D	Tot.	Avg.	PF-DQ	A	T	B	S	Pts.	Avg.
Notre Dame	29	5800	856-1898	.451	94-271	.346	416-582	.714	467	832	1298	44.8	624-22	528	614	80	315	2222	76.6
Opponent	29	5800	671-1729	.388	102-327	.312	492-720	.683	393	685	1078	37.2	520-11	351	613	81	320	1930	66.6

1992-93

	GP	Min	FG-A	Pct.	3FG-A	Pct.	FT-A	Pct.	O	D	Tot.	Avg.	PF-DQ	A	T	B	S	Pts.	Avg.
Notre Dame	27	5425	733-1599	.458	82-230	.357	328-448	.732	361	795	1156	42.8	513-11	408	575	38	249	1859	68.9
Opponent	27	5425	658-1610	.409	95-332	.286	410-574	.714	332	640	972	36.0	433-5	316	489	58	280	1816	67.2

1991-92

	GP	Min	FG-A	Pct.	3FG-A	Pct.	FT-A	Pct.	O	D	Tot.	Avg.	PF-DQ	A	T	B	S	Pts.	Avg.
Notre Dame	31	6275	901-2019	.446	54-187	.289	403-576	.700	488	879	1367	44.1	684-20	554	710	72	294	2259	72.9
Opponent	31	6275	812-1954	.416	87-256	.340	516-782	.660	444	728	1172	37.8	554-7	471	611	66	337	2227	71.8

1990-91

	GP	Min	FG-A	Pct.	3FG-A	Pct.	FT-A	Pct.	O	D	Tot.	Avg.	PF-DQ	A	T	B	S	Pts.	Avg.
Notre Dame	32	6400	1014-2039	.497	70-188	.372	397-536	.741	386	889	1275	39.8	621-14	610	653	89	397	2495	78.0
Opponent	32	6400	777-1933	.402	77-263	.293	458-697	.657	439	690	1129	35.3	503-8	429	725	70	334	2089	65.3

1989-90

	GP	Min	FG-A	Pct.	3FG-A	Pct.	FT-A	Pct.	O	D	Tot.	Avg.	PF-DQ	A	T	B	S	Pts.	Avg.
Notre Dame	29	5800	895-1782	.502	54-128	.422	349-486	.718	307	712	1113	38.4	523-13	534	549	80	317	2193	75.6
Opponent	29	5800	674-1767	.381	55-177	.311	351-536	.654	368	547	1042	35.9	483-11	368	579	60	278	1754	60.5

1988-89

	GP	Min	FG-A	Pct.	3FG-A	Pct.	FT-A	Pct.	O	D	Tot.	Avg.	PF-DQ	A	T	B	S	Pts.	Avg.
Notre Dame	32	6425	869-1775	.490	26-91	.286	406-578	.702	316	698	1131	34.3	566-9	534	666	57	320	2170	65.8
Opponent	32	6425	806-1954	.412	66-195	.338	409-591	.692	692	593	1117	33.5	541-18	472	589	46	322	2087	63.2

1987-88

	GP	Min	FG-A	Pct.	3FG-A	Pct.	FT-A	Pct.	O	D	Tot.	Avg.	PF-DQ	A	T	B	S	Pts.	Avg.
Notre Dame	28	5600	836-1572	.532	49-131	.374	406-596	.681	291	827	1118	39.9	468-14	569	669	67	292	2127	76.0
Opponent	28	5600	722-1814	.398	60-179	.335	309-474	.652	348	577	925	33.0	535-16	430	561	60	337	1813	64.8

1986-87

	GP	Min	FG-A	Pct.	3FG-A	Pct.	FT-A	Pct.	O	D	Tot.	Avg.	PF-DQ	A	T	B	S	Pts.	Avg.
Notre Dame	27	5425	767-1567	.489			259-402	.644	282	671	1066	39.5	504-19	448		106	213	1793	66.4
Opponent	27	5425	681-1704	.399			392-562	.697	357	517	968	35.8	421-7	341		43	276	1754	65.0

1985-86

	GP	Min	FG-A	Pct.	3FG-A	Pct.	FT-A	Pct.	O	D	Tot.	Avg.	PF-DQ	A	T	B	S	Pts.	Avg.
Notre Dame	31	6225	928-1847	.502			396-591	.670			1253	40.4	598-15	535		122	267	2252	72.6
Opponent	31	6225	688-1828	.376			426-646	.659			1074	34.6	572-22	335		56	260	1802	58.1

1984-85

	GP	Min	FG-A	Pct.	3FG-A	Pct.	FT-A	Pct.	O	D	Tot.	Avg.	PF-DQ	A	T	B	S	Pts.	Avg.
Notre Dame	28	5600	813-1626	.500			349-511	.683			1094	39.1	530-10	424		109	279	1975	70.5
Opponent	28	5600	651-1632	.399			343-542	.633			931	33.2	502-19	326		48	261	1645	58.7

1983-84

	GP	Min	FG-A	Pct.	3FG-A	Pct.	FT-A	Pct.	O	D	Tot.	Avg.	PF-DQ	A	T	B	S	Pts.	Avg.
Notre Dame	28	5600	781-1641	.476			372-538	.691			1010	36.1	515-8	411		94	247	1934	69.1
Opponent	28	5600	755-1693	.446			335-492	.681			976	34.9	515-21	362		72	270	1847	66.0

1982-83

	GP	Min	FG-A	Pct.	3FG-A	Pct.	FT-A	Pct.	O	D	Tot.	Avg.	PF-DQ	A	T	B	S	Pts.	Avg.
Notre Dame	27	5450	755-1608	.470			279-443	.670			1049	38.9	510-9	435		84	278	1807	66.9
Opponent	27	5450	691-1630	.424			357-534	.669			979	36.3	469-10	300		65	303	1739	64.4



2018-19 NOTRE DAME WOMEN'S BASKETBALL

1981-82

	GP	Min	FG-A	Pct.	3FG-A	Pct.	FT-A	Pct.	O	D	Tot.	Avg.	PF-DQ	A	T	B	S	Pts.	Avg.
Notre Dame	25	5050	696-1412	.493			231-373	.619			907	36.3	414-6	395	50	300	1623	64.9	
Opponent	25	5050	564-1407	.401			248-384	.646			806	32.2	427-9	251	73	247	1378	55.1	

1980-81

	GP	Min	FG-A	Pct.	3FG-A	Pct.	FT-A	Pct.	O	D	Tot.	Avg.	PF-DQ	A	T	B	S	Pts.	Avg.
Notre Dame	28	5600	684-1812	.377			214-529	.594			1251	44.7	568-11	288	68	299	1680	60.0	
Opponent	28	5600	765-1741	.439			369-577	.640			1112	39.7	534-17	360	84	336	1899	67.8	

1979-80

	GP	Min	FG-A	Pct.	3FG-A	Pct.	FT-A	Pct.	O	D	Tot.	Avg.	PF-DQ	A	T	B	S	Pts.	Avg.
Notre Dame	30	6025	788-1941	.406			321-559	.574			1355	45.2	584-10	417	178	271	1897	63.2	
Opponent	30	6025	737-1985	.371			346-578	.599			1299	43.3	574-13	317	88	325	1810	60.3	

1978-79

	GP	Min	FG-A	Pct.	3FG-A	Pct.	FT-A	Pct.	O	D	Tot.	Avg.	PF-DQ	A	T	B	S	Pts.	Avg.
Notre Dame	22		589-1554	.379			254-480	.529			982	44.6		526				1432	65.1
Opponent	22		544-1315	.384			227-396	.573			1020	46.3		612				1315	59.8

1977-78

	GP	Min	FG-A	Pct.	3FG-A	Pct.	FT-A	Pct.	O	D	Tot.	Avg.	PF-DQ	A	T	B	S	Pts.	Avg.
Notre Dame	17		466				170-335	.507					382					1065	62.8

HISTORY

ALL-TIME ROSTER

Current players listed in **bold**. Class years listed by fall of first year through spring of last year. Asterisks denote Monograms earned.

Name	Monograms	Seasons	Hometown, State
Achonwa, Natalie	****	2010-14	Guelph, Ont.
Alexander, Andrea	****	1990-94	Niles, Mich.
Allen, Charel	****	2004-08	Monessen, Pa.
Allen, Lindsay	****	2017-17	Mitchellville, Md.
Antolik, Renee		1978-80	Painesville, Ohio
Atchinson, Susie		1992-94	Plymouth, Mich.
Augustin, Jeannine	****	1993-97	Rochester, Mich.
Badway, Veronica		2010-11	Pittsburgh, Pa.
Barksdale, Amanda	***	1999-02	Friendswood, Texas
Barlow, Ashley	****	2006-10	Indianapolis, Ind.
Barron, Kathy	****	1984-88	Okemos, Mich.
Basford, Denise	****	1982-86	Farmington, Mich.
Bates, Carrie	***	1981-85	Kansas City, Mo.
Batteast, Jacqueline	****	2001-05	South Bend, Ind.
Battel, Cynthia		1978-79	Fairfax, Va.
Ben-Tsulun, Danielle	*	2006-07	Fort Wayne, Ind.
Benz, Nicole	*	2017-18	Valencia, Calif.
Bohman, Rosanne	****	1993-97	Greensburg, Ind.
Bolden, Bridget		2005-06	South Bend, Ind.
Boley, Erin	*	2016-17	Hodgenville, Ky.
Borkowski, Mary		1983-84	South Bend, Ind.
Borton, Teresa	****	2001-05	Yakima, Wash.
Botham, Sandy	****	1984-88	Madison, Wis.
Bowen, Letitia	****	1991-95	Buchanan, Mich.
Braendly, Diana	***	1995-99	Staten Island, N.Y.
Braker, Ariel	***	2010-14	Grosse Pointe Woods, Mich.
Brommeland, Kathy	***	1984-87	Naples, Fla.
Brown, Lisa		1982-84	Palmyra, N.J.
Bruszewski, Becca	****	2007-11	Valparaiso, Ind.
Bunek, Heidi	***	1985-89	Milwaukee, Wis.
Bustamante, Allison	*	2001-02	Miami, Fla.
Butler, Maureen	*	2017-	Livonia, Mich.
Cable, Madison	****	2011-16	Mt. Lebanon, Pa.
Cashman, Molly	***	1977-80	Hopkins, Minn.
Christiansen, Alena	**	2008-10	Fort Lauderdale, Fla.
Cole, Kaitlin	*	2017-	Toledo, Ohio
Conboy, Missy	***	1978-82	Columbia, Mo.
Conlisk, Beth		1977-78	Darlington, Md.
Crowe, Janice		1979-82	Deerfield Beach, Fla.
Cummings, Carola	*	1977-79	Worcester, Mass.
Curliss, Laura		1980-81	Blanchester, Ohio
D'Amico, Melissa	****	2004-08	Manorville, N.Y.
Davis, Krissi	****	1987-91	Noblesville, Ind.
Diggins, Skylar	****	2009-13	South Bend, Ind.
Dougherty, Laura	****	1981-85	Hillsdale, N.J.
Duffy, Megan	****	2002-06	Dayton, Ohio
Dunbar, Imani	****	1997-01	San Angelo, Texas
Ebben, Lynn	****	1982-86	Mendham, N.J.
Elliott, Carol	**	1986-89	Grand Junction, Colo.
Emigholz, Cathy	**	1986-89	Staten Island, N.Y.
Erwin, Crystal	****	2003-07	Rancho Cucamonga, Calif.
Fields, Stacy	***	1992-96	North St. Paul, Minn.
Fitzgerald, Deb	**	1988-92	Watertown, Wis.
Flecky, Katy	***	2001-04	Lone Tree, Colo.
Forbes, Mary Joan		1980-81	Raleigh, N.C.
Forr, Mary	*	2010-11	Altos, Pa.
Gaines, Tulyah	****	2004-08	North Las Vegas, Nev.
Gaither, Katryna	****	1993-97	Mt. Vernon, N.Y.
Garrison, Kim		1986-87	Mill Creek, Wash.

Name	Monograms	Seasons	Hometown, State
Garske, Julie		1986-87	Amherst, Wis.
Gavin, Mary	****	1984-88	North Wildwood, N.J.
Gomez, Audrey	**	1991-93	Keyport, N.J.
Player, Years			Hometown
Gossard, Heather, 1994-96	*		Carmel, Ind.
Grady, Christy		1996-97	Lodi, Calif.
Gray, Breona	****	2003-07	Las Vegas, Nev.
Green, Danielle	****	1995-00	Chicago, Ill.
Haney, Ericka	****	1998-02	Toledo, Ohio
Haysbert, Comalita	**	1988-92	Baltimore, Md.
Heath, Kelly	*	1994-96	Lafayette, Ind.
Henderson, Julie	****	1996-00	Ann Arbor, Mich.
Hensley, Debbi	***	1980-83	Oklahoma City, Okla.
Hernandez, Monique	***	1999-02, 04	Rio Rancho, N.M.
Hicks, Kelly	**	1977-80	Bandera, Texas
Hills, Sherisha	*	1998-99	Tampa, Fla.
Holloway, Whitney	****	2011-15	Plainfield, Ill.
Huffman, Hannah	****	2012-16	Diablo, Calif.
Hutchinson, Kari	***	1994-98	Nine Mile Falls, Wash.
Ivey, Niele	****	1996-01	St. Louis, Mo.
Jergesen, Jane		1979-80	Havre, Mont.
Johnson, Mychal	***	2014-18	Huntington, W.Va.
Jones, Katura "Tootie"	**	1990-94	Moore, Okla.
Jordan, Adrienne	***	1994-97	Columbus, Ohio
Joyce, Jeneka	***	2000-04	Topeka, Kan.
Kaiser, Ruth	****	1981-85	Tempe, Ariz.
Keys, Trena	****	1982-86	Marion, Ind.
Klaue, Jenny	*	1980-84	Glenview, Ill.
Knapp, Kristin	****	1990-94	Santa Barbara, Calif.
Krause, Jill	**	2001-03	Glenview, Ill.
Kuhns, Lisa	***	1985-90	Fort Walton Beach, Fla.
Lally, Carol	**	1977-79	Sharon, Pa.
Lally, Maggie	****	1977-81	Sharon, Pa.
LaVere, Courtney	****	2002-06	Ventura, Calif.
Layden, Jenny		1992-94	LaGrange Park, Ill.
Leahy, Meaghan	****	1997-01	Wilbraham, Mass.
Leary, Kara	***	1990-94	Nashua, N.H.
Lechitner, Melissa	****	2006-10	Mishawaka, Ind.
Leffers, Mary		1997-98	Tampa, Fla.
Lew, Kathy		1977-78	Milwaukee, Wis.
Liebscher, Sara	****	1987-91	Davenport, Iowa
Liebscher, Sheila	**	1979-81	Davenport, Iowa
Loyd, Jewell	***	2012-15	Lincolnwood, Ill.
Mabrey, Marina	***	2015-	Belmar, N.J.
Mabrey, Michaela	****	2012-16	Belmar, N.J.
Mahoney, Molly	*	1986-87	South Bend, Ind.
Mallory, Brittany	****	2007-12	Baltimore, Md.
Marciniak, Michelle	*	1991-92	Allentown, Pa.
Matvey, Shari	****	1979-83	Youngstown, Ohio
Mauch, Ellen		1987	Mineral Wells, Texas
McBride, Kayla	****	2010-14	Erie, Pa.
McLean, Martha	*	1978-79	Romeo, Mich.
McManus, Tricia	***	1978-81	Oak Ridge, Tenn.
McMillen, Sheila	****	1995-99	Rochester, Ind.
Meagher, Marge	*	1977-78	Larchmont, N.Y.
Meyer, Pat	**	1977-79	North Babylon, N.Y.
Miller, Federica	****	2008-12	Atlanta, Ga.
Monagle, Janice		1981-83	Brooklyn, N.J.
Morgan, Beth	****	1993-97	Bloomington, Ind.
Morrison, Beth	**	1984-87	St. Louis, Mo.
Mullins, Theresa	***	1980-84	Wilmington, Del.
Murphy, Byrne	*	1977-78	Cos Cob, Conn.
Nelligan, Maureen		1988-89	St. Joseph, Mich.
Nelson, Kristina	****	2013-18	Buford, Ga.
Neville, Susan	*	1981-82	Decatur, Ala.
Newman, Dava		1983-84	Davis, Calif.
Novosel, Natalie	****	2008-12	Lexington, Ky.
Nowlin, Margaret	****	1988-92	St. Paul, Minn.
O'Brien, Patti	*	1978-80	Fairview Heights, Ill.



HISTORY

Name	Monograms	Seasons	Hometown, State
Ogunbowale, Arike	***	2015-	Milwaukee, Wis.
O'Haren, Michelle		1977-78	Marietta, Ga.
O'Malley, Dara	*	1980-81	Three Rivers, Mich.
Orlosky, Sherri	****	1990-94	Columbia, Md.
Patberg, Ali	*	2015-17	Columbus, Ind.
Patterson, Danielle	*	2017-	Brooklyn, N.Y.
Peirick, Mollie	****	1994-98	Eureka, Mo.
Peters, Devereaux	*****	2007-12	Chicago, Ill.
Politiski, Jane	***	1977-80	Wahpeton, N.D.
Poor, Carey	****	1992-96	Celina, Ohio
Powers, Susie	**	2003-05	Centennial, Colo.
Ratay, Alicia	****	1999-03	Lake Zurich, Ill.
Reimer, Taya	**	2013-16	Fishers, Ind.
Riley, Ruth	****	1997-01	Macy, Ind.
Robillard, Regina		1977-78	Newport, R.I.
Robinson, Karen	****	1987-91	Turnersville, N.J.
Rooney, Carrie		1977-78	Basking Ridge, N.J.
Rupe, Majenica	****	1989-93	Big Rapids, Mich.
Ryan, Molly	*	1980-81	Springfield, Ill.
Schlaff, Janet		1978-79	Lincoln Park, Mich.
Schrader, Lindsay	****	2005-10	Bartlett, Ill.
Schueth, Mary Beth	****	1981-85	Indianapolis, Ind.
Schwartz, Annie	***	1986-89	Ann Arbor, Mich.
Severe, Le'Tania	****	2000-04	Pembroke Pines, Fla.
Shepard, Jessica	*	2017-	Fremont, Neb.
Siemon, Kelley	****	1997-01	Edina, Minn.
Skieresz, Mickey		1983-85	Westlake Village, Calif.
Smith, Ann		1977-78	Middletown, Ohio
Smith, Chandrica	*	2005-06	Stone Mountain, Ga.
Smith, Dionne	*	1989-93	Indianapolis, Ind.
Smith, Theresa		1980-81	West Islip, N.Y.
Solomon, Erica	*	2008-10	Charleston, W.Va.
Sullivan, Eunice		1977-78	Evanston, Ill.
Swanson, Karen	****	1999-03	Westlake, Ohio
Thompson, Diamond	****	2013-17	Wheaton, Ill.
Thompson, Lili	*	2017-18	Mansfield, Texas
Thompson, Vonnice	*	1983-85	Saginaw, Mich.
Toney, Diondra	***	1985-89	Chicago, Ill.
Tranel, Jenni		1988-89	Billings, Mont.
Trezza, Christine		2005-06	Staten Island, N.Y.
Tsipis, Amanda	****	2004-08	Perry, Ohio
Turner, Brianna	***	2014-	Pearland, Texas
Turner, Kaia	****	2009-13	Joliet, Ill.
Vaughn, Mikayla	*	2017-	Philadelphia, Penn.
Washington, Coquese	****	1989-93	Flint, Mich.
Watson, Kellie	*	2008-09	Ionia, Mich.
Weese, Anne	*	2002-04	Salina, Kan.
Westbeld, Kathryn	****	2014-18	Kettering, Ohio
Wicks, Kelsey	*	2001-03	Gillette, Wyo.
Williamson, Erica	***	2006-10	Charlotte, N.C.
Willis, Lavetta	**	1984-87	Wayne, Mich.
Wright, Markisha	****	2011-15	Des Moines, Iowa
Young, Jackie	**	2016-	Princeton, Ind.

ALL-TIME NUMERICAL ROSTER

Current players listed in **bold**. Class years listed by fall of first year through spring of last year (must have played in one game to appear).

#00

- Ruth Riley (1997-01)

#1

- Tulyah Gaines (2004-08)
- Erica Solomon (2008-10)
- Lili Thompson (2017-18)

#2

- Charel Allen (2004-08)
- Veronica Badway (2010-11)
- Arike Ogunbowale (2015-16)
- Kaitlin Cole (2017-Present)

#3

- Kristin Knapp (1990-94)
- Mollie Peirick (1994-98)
- Erica Haney (1998-02)
- Susie Powers (2003-05)
- Whitney Holloway (2011-15)
- Marina Mabrey (2015-present)

#4

- Audrey Gomez (1992-93)
- Le'Tania Severe (2000-04)
- Skylar Diggins (2009-13)

#5

- Jeneka Joyce (2000-04)
- Madison Cable (2011-12)
- Kristina Nelson (2013-14)
- Jackie Young (2016-present)

#10

- Beth Conlink (1977-78)
- Maggie Lally (1978-81)
- Janice Monagle (1981-83)
- Dava Newman (1983-84)
- Mary Gavin (1984-88)
- Maureen Nelligan (1988-89)
- Kara Leary (1990-94)
- Adrienne Jordan (1994-97)
- Jill Krause (2001-03)
- Kellie Watson (2008-09)

#11

- Carol Lally (1977-79)
- Tricia McManus (1980-81)
- Cathy O'Brien (1982-83)
- Mickey Skieresz (1983-85)
- Cathy Emigholz (1986-87)
- Sara Liebscher (1987-91)
- Audrey Gomez (1991-92)
- Jeanine Augustin (1993-97)
- Sherisha Hills (1998-99)
- Karen Swanson (1999-03)
- Amanda Tsipis (2004-08)
- Natalie Achonwa (2010-14)
- Brianna Turner (2014-present)

#12

- Eunice Sullivan (1977-78)
- Molly Cashman (1978-79)
- Tricia McManus (1979-80)
- Kara O'Malley (1980-81)
- Lynn Ebben (1982-86)
- Carol Elliot (1988-89)
- Dionne Smith (1991-92)
- Katryna Gaither (1993-97)
- Danielle Green (1997-00)
- Teresa Borton (2001-05)

- Fraderica Miller (2008-12)
- Taya Reimer (2013-16)

#13

- Michelle O'Haren (1977-78)
- Missy Conboy (1978-82)
- Trena Keys (1982-86)
- Danielle Green (1995-96)
- Megan Duffy (2002-06)

#14

- Carola Cummings (1977-79)
- Sheila Liebscher (1979-81)
- Vonnie Thompson (1983-84)
- Lisa Kuhns (1985-90)
- Devereaux Peters (2007-12)
- Mychal Johnson (2014-18)

#15

- Renee Antolik (1978-80)
- Molly Ryan (1980-81)
- Lisa Brown (1982-84)
- Carol Elliot (1986-88)
- Dionne Smith (1992-93)
- Kaila Turner (2009-13)
- Lindsay Allen (2013-17)

#20

- Byrne Murphy (1977-78)
- Kelly Hicks (1978-80)
- Laura Curliss (1980-81)
- Mary Beth Schueth (1981-85)
- Molly Mahoney (1986-87)
- Karen Robinson (1987-91)
- Sheila McMillen (1995-99)
- Ashley Barlow (2006-10)
- Ali Patberg (2015-17)
- Nicole Benz (2017-18)

#21

- Ann Smith (1977-78)
- Janey Schlaff (1978-79)
- Molly Cashman (1979-80)
- Debbi Hensley (1981-83)
- Diondra Toney (1985-89)
- Coquese Washington (1989-93)
- Beth Morgan (1993-97)
- Jacqueline Batteast (2001-05)
- Chandrica Smith (2005-06)
- Natalie Novosel (2008-12)
- Kayla McBride (2012-14)
- Kristina Nelson (2014-18)

#22

- Carrie Rooney (1977-78)
- Patricia O'Brien (1978-79)
- Shari Matvey (1980-83)
- Mary Borkowski (1983-84)
- Kathy Brommeland (1984-87)
- Comalita Haysbert (1988-89)
- Sherri Orlosky (1990-94)
- Heather Gossard (1994-95)
- Alicia Ratay (1999-03)

- Brittany Mallory (2007-12)
- Madison Cable (2012-16)
- Erin Boley (2016-17)

#23

- Kelly Hicks (1977-78)
- Tricia McManus (1978-79)
- Theresa Smith (1980-81)
- Laura Dougherty (1981-85)
- Comalita Haysbert (1989-91)
- Michelle Marciniak (1991-92)
- Stacy Fields (1992-96)
- Niele Ivey (1996-97)
- Monique Hernandez (1999-02, 2004)
- Melissa Lechlitter (2006-10)
- Kayla McBride (2010-12)
- Michaela Mabrey (2012-16)
- Jessica Shepard (2017-18)

#24

- Pat Meyer (1977-79)
- Janice Crowe (1979-80)
- Theresa Mullins (1980-84)
- Kathy Barron (1984-88)
- Deb Fitzgerald (1988-89)
- Andrea Alexander (1990-94)
- Kelsey Wicks (2001-03)
- Lindsay Schrader (2005-10)
- Hannah Huffman (2012-16)
- Arike Ogunbowale (2016-present)

#25

- Marge Meagher (1977-78)
- Ruth Kaiser (1981-85)
- Deb Fitzgerald (1989-92)
- Jenny Layden (1992-94)
- Christy Grady (1996-97)

#30

- Kathy Lew (1977-78)
- Martha McLean (1978-79)
- Janice Crowe (1980-81)
- Lavetta Willis (1983-87)
- Cathy Emigholz (1987-89)
- Dionne Smith (1989-90)
- Mikayla Vaughn (2017-Present)

#31

- Cynthia Battel (1978-79)
- Patti O'Brien (1979-80)
- Debbi Hensley (1980-81)
- Letitia Bowen (1991-95)
- Amanda Barksdale (1999-02)
- Danielle Ben-Tsvulun (2006-07)

#32

- Jane Politiski (1977-78, 1979-80)
- Jenny Klauke (1980-84)
- Vonnie Thompson (1984-85)
- Comalita Haysbert (1991-92)
- Susan Atchinson (1992-94)
- Julie Henderson (1996-00)
- Breona Gray (2003-07)

- Becca Bruszewski (2007-11)
- Jewell Loyd (2012-15)
- Danielle Patterson (2017-18)

#33

- Shari Matvey (1979-80)
- Denise Basford (1982-86)
- Annie Schwartz (1986-90)
- Majenica Rupe (1990-93)
- Rosanne Bohman (1993-97)
- Niele Ivey (1997-01)
- Katy Flecky (2001-04)
- Melissa D'Amico (2004-08)
- Kathryn Westbeld (2014-18)

#34

- Jane Politiski (1978-79)
- Janice Crowe (1981-82)
- Julie Garske (1986-87)
- Majenica Rupe (1989-90)
- Kelly Heath (1994-95)
- Heather Gossard (1995-96)
- Crystal Erwin (2003-07)
- Markisha Wright (2011-15)

#35

- Kelly Heath (1994-95)
- Mary Leffers (1997-98)
- Diamond Thompson (2013-17)

#40

- Regina Robillard (1977-78)
- Carey Poor (1994-96)
- Diana Braendly (1997-99)
- Maureen Butler (2017-Present)

#41

- Imani Dunbar (1997-01)
- Courtney LaVere (2002-06)
- Mary Forr (2010-11)

#42

- Molly Cashman (1977-78)
- Carrie Bates (1981-85)
- Krissi Davis (1989-91)
- Carey Poor (1992-94)
- Kari Hutchinson (1994-98)

#43

- Maggie Lally (1977-78)

#44

- Heidi Bunek (1985-89)
- Katura "Tootie" Jones (1990-94)
- Meaghan Leahy (1997-01)
- Allison Bustamante (2001-02)
- Anne Weese (2002-04)
- Alena Christiansen (2008-10)
- Ariel Braker (2010-14)

#45

- Diana Braendly (1995-96)

#50

- Krissi Davis (1987-89)
- Kelley Siemon (1997-01)

#52

- Sandy Botham (1984-88)
- Margaret Nowlin (1988-92)
- Erica Williamson (2006-10)

#55

- Beth Morrison (1984-87)
- Jenni Tranel (1988-89)

ALL-TIME CAPTAINS

1977-78	Carol Lally, Marge Meagher
1978-79	Molly Cashman, Carol Lally
1979-80	Molly Cashman, Jane Politiski
1980-81	Maggie Lally
1981-82	Missy Conboy
1982-83	Debbi Hensley, Theresa Mullins
1983-84	Theresa Mullins, Mary Beth Schueth
1984-85	Laura Dougherty, Mary Beth Schueth
1985-86	Lynn Ebben, Trena Keys
1986-87	game captains
1987-88	Sandy Botham, Kathy Brown, Mary Gavin
1988-89	Heidi Bunek, Lisa Kuhns
1989-90	Lisa Kuhns, Karen Robinson
1990-91	Krissi Davis, Sara Liebscher, Karen Robinson
1991-92	Margaret Nowlin, Coquese Washington
1992-93	Kara Leary, Coquese Washington
1993-94	Letitia Bowen, Kara Leary
1994-95	Letitia Bowen, Carey Poor
1995-96	Beth Morgan, Carey Poor
1996-97	Jeannine Augustin, Beth Morgan, Mollie Peirick
1997-98	Sheila McMillen, Mollie Peirick
1998-99	Sheila McMillen
1999-00	Julie Henderson, Niele Ivey
2000-01	Niele Ivey, Ruth Riley
2001-02	Ericka Haney
2002-03	Alicia Ratay, Le' Tania Severe
2003-04	Le' Tania Severe
2004-05	Jacqueline Batteast, Teresa Borton, Megan Duffy
2005-06	Megan Duffy, Courtney LaVere
2006-07	Tulyah Gaines, Breona Gray
2007-08	Charel Allen, Tulyah Gaines, Amanda Tsipis
2008-09	Ashley Barlow, Melissa Lechlitrner, Lindsay Schrader
2009-10	Ashley Barlow, Melissa Lechlitrner, Lindsay Schrader
2010-11	Becca Bruszewski, Brittany Mallory
2011-12	Brittany Mallory, Natalie Novosel, Devereaux Peters
2012-13	Skylar Diggins, Kaila Turner
2013-14	Natalie Achonwa, Ariel Braker, Kayla McBride
2014-15	Whitney Holloway, Michaela Mabrey, Markisha Wright
2015-16	Lindsay Allen, Michaela Mabrey, Taya Reimer
2016-17	Lindsay Allen, Kristina Nelson, Kathryn Westbeld
2017-18	game captains
2018-19	Marina Mabrey, Arike Ogunbowale, Jessica Shepard, Brianna Turner

YEAR-BY-YEAR RESULTS

A NOTE ON RANKINGS

The numbers in front of the opponent indicate Notre Dame's rankings in the Associated Press poll and WBCA/USA Today poll at the time of the game. The numbers following the opponent indicate the opponent's ranking in both polls. The first number (or only one listed) is the AP poll ranking. The 1988-89 season was the first year of the WBCA/USA Today poll. NR indicates the team was not ranked in the top 25 at game time.

1977-78 (13-4)

Coach: Sharon Petro

Captains: Carol Lally, Marge Meagher

Home: 5-1, Away: 6-2, Neutral: 2-1

Dec.	3	Valparaiso	W	48-41	H
	6	St. Joseph's (Ind.)	W	79-67	A
Jan.	18	Purdue-Calumet	W	50-46	A
	24	IPFW	W	68-39	H
	31	Grace	W	68-25	H
Feb.	3	Marquette	L	41-66	A
	6	Saint Mary's (Ind.)	W	61-51	H
	9	Manchester	W	74-49	A
	11	Northern Illinois	L	58-65	H
	13	Goshen	W	62-57	A
	15	Indiana Tech	W	68-51	A
	18	Marion	W	62-50	H
	20	Saint Mary's (Ind.)	W	69-59	A
	24	Huntington *	W	62-52	N
	25	St. Francis (Ind.) *	W	61-45	N
Mar.	4	Vincennes #	L	69-73	N
	5	St. Joseph's (Ind.) #	L	64-65	A

* North District Tournament at Rensselaer, Ind., # IAAW Tournament at Rensselaer, Ind.

1978-79 (16-6)

Coach: Sharon Petro

Captains: Molly Cashman, Carol Lally

Home: 5-0, Away: 5-5, Neutral: 6-1

Nov.	1	Clark	W	81-51	H
	6	Illinois	L	60-81	A
Dec.	1	Valparaiso	W	57-43	A
	9	Huntington *	W	74-66	A
	9	Valparaiso *	W	66-52	N
	11	Saint Mary's (Ind.)	W	71-54	H
Jan.	12	Northern Illinois #	W	62-60	A
	12	Upper Iowa #	W	71-49	N
	13	Chicago State #	W	78-55	N
	20	Michigan	L	66-93	A
	22	Valparaiso	W	57-43	H
	24	IPFW	W	49-41	A
	27	Saint Mary's (Ind.)	W	70-43	A
	30	DePaul	L	53-82	A
Feb.	3	Marquette	W	60-57	H
	10	Goshen	W	68-64	H
	13	St. Joseph's (Ind.)	L	62-67	A
	16	Marion	L	63-65	A
	22	Valparaiso %	W	52-49	N
	23	Saint Mary's (Ind.) %	W	61-49	N
	24	Rensselaer (Ind.) %	W (ot)	70-69	N
Mar.	3	Franklin @	L	64-69	N

* Huntington Tournament at Huntington, Ind., # Northern Illinois Tournament at DeKalb, Ill., % North District Tournament at Rensselaer, Ind. (St. Joseph's), @ IAAW Tournament at Terre Haute, Ind.

1979-80 (20-10)

Coach: Sharon Petro

Captains: Molly Cashman, Jane Politiski

Home: 5-4, Away: 6-3, Neutral: 9-3

Nov.	30	Marion *	W	68-60	N
Dec.	1	Cedarville *	W	73-60	N
	4	Saint Mary's (Ind.)	W	81-45	A
	8	Michigan	L (ot)	60-66	H
Jan.	11	SIU-Edwardsville #	W	65-51	N
	11	Chicago State #	W	68-61	N
	12	Northeast Missouri State #	L	43-77	N
	14	South Dakota	L	61-76	A
	16	St. Joseph's (Ind.)	W	72-64	H
	18	St. Ambrose	W	54-52	H
	20	Saint Louis	L	49-65	H
	22	Valparaiso	W	65-55	A
	24	Chicago	W	70-61	A
	26	Mount St. Joseph	W	78-76	H
	30	Saint Mary's (Ind.)	W	73-56	H
Feb.	2	Marquette	L	46-67	H
	7	Purdue-Calumet	W	79-38	H
	9	Goshen	W	52-49	A
	12	Huntington	W	70-64	A
	15	Marion	L	61-62	H
	19	Illinois-Chicago	L	59-71	A
	23	Grace %	W	61-45	N
	23	Goshen %	W	61-54	N
	29	Huntington @	W	52-46	N
Mar.	1	Goshen @	W	80-66	N
	6	Greenville !	W	55-51	N
	7	Adrian !	L	59-73	N
	8	Spring Arbor !	L	56-61	N
	12	Pacific Lutheran \$	W	57-48	A
	15	Wisconsin-La Crosse \$	W	57-80	A

* Taylor Invitational at Upland, Ind.; # Huskie Invitational at DeKalb, Ill.; % North District Tournament at Angola, Ind.; @ Indiana Division III State Tournament at Notre Dame, Ind. (Saint Mary's); ! AIAW Midwest Regional at Upland, Ind.; \$ AIAW National Tournament

1980-81 (10-18)

Coach: Mary DiStanslao

Captain: Maggie Lally

Home: 6-7, Away: 1-6, Neutral: 3-5

Note: First season as Division I program

Nov.	22	South Dakota	L	60-67	H
Dec.	1	Butler	L	51-60	H
	6	Concordia	W	82-51	H
	8	Saint Mary's (Ind.)	W	71-52	H
	11	St. Francis (Ill.)	L	54-57	H
	19	Iona *	W	69-65	N
	20	Delaware *	L	56-70	N
Jan.	4	Davidson #	W	85-37	N
	6	Villanova	L	57-70	A
	10	Marquette	L	55-62	A
	14	Taylor	W	77-71	H
	17	Miami (Ohio)	L	53-93	H
	18	Illinois-Chicago	L	61-78	H
	22	Valparaiso	W	57-48	H
	28	Saint Mary's (Ind.)	W	59-44	A
	31	South Carolina (15)	L	48-124	H
Feb.	5	Goshen	W	86-44	H
	7	St. Ambrose	W	56-49	H
	11	Ball State	L	61-79	A
	17	St. Joseph's (Ind.)	L	64-84	A
	20	Michigan	L	65-96	A
	22	Virginia (17)	L	40-68	N
	26	Michigan State	L	45-76	A
	28	Illinois	L	53-88	H
Mar.	6	Ball State @	L	69-76	N



HISTORY

20	Alaska-Anchorage !	W	59-58	N
21	San Diego State !	L	34-71	N
22	Hawaii !	L	55-61	N

* Penn Holiday Tournament at Philadelphia, Pa.; # game played at Charlotte, N.C.; @ AIAW State Tournament at Bloomington, Ind.; ! Northern Lights Tournament at Anchorage, Alaska

1981-82 (16-9)

Coach: Mary DiStanislaio

Captain: Missy Conboy

Home: 9-4, Away: 4-4, Neutral: 3-1

Dec.	2	St. Joseph's (Ind.)	W	78-44	H
	5	UCLA (8)	L	45-50	H
	8	Saint Mary's (Ind.)	W	92-29	H
	10	Butler	L	58-67	A
	12	Northern Illinois	W	67-52	H
	18	Pennsylvania *	W	62-47	A
	19	Mount St. Mary's *	L	44-57	N
Jan.	2	Missouri	W	60-53	N
	9	Creighton %	W	69-48	N
	10	Marquette %	W	50-36	N
	13	St. Francis (Ill.)	W	61-57	A
	17	SMU	W	76-60	H
	21	Valparaiso	W	84-27	A
	24	Michigan	W	71-48	H
	28	Ball State	W	60-57	H
	30	Marquette	W	60-43	H
Feb.	5	Mount St. Joseph	W	70-54	A
	6	Miami (Ohio)	L	61-65	A
	10	Taylor	W	79-41	H
	13	Cincinnati	W	67-58	H
	16	Illinois	L	53-83	A
	20	South Carolina (15)	L	54-76	A
	25	Nebraska	L (2ot)	88-98	H
	27	DePaul	L	55-60	H
Mar.	6	Michigan State	L	59-68	H

* Penn Holiday Classic at Philadelphia, Pa.;

%Saint Catherine's Tournament at Minneapolis, Minn.

1982-83 (20-7)

Coach: Mary DiStanislaio

Captains: Debby Hensley, Theresa Mullins

Home: 11-2, Away: 9-3, Neutral: 0-2

Nov.	26	UCLA *	L	54-82	N
	27	Rutgers (14) *	L	74-81	N
Dec.	2	Butler	W	80-73	H
	4	St. Francis (Ill.)	W	86-42	H
	8	Western Michigan	W	68-62	A
	10	Miami (Ohio)	W	64-59	H
	12	Michigan	W	62-58	A
	15	Eastern Michigan	W	75-58	H
	30	East Carolina	W	52-50	H
Jan.	3	Villanova	W	72-68	A
	6	Georgetown	W	78-68	A
	8	Maryland (3)	L	62-84	A
	13	Augustana	W	87-66	H
	16	Alabama	L	56-71	H
	21	Detroit	W	78-61	H
	23	Illinois-Chicago	W	88-61	A
	27	Arizona State (14)	L	57-82	A
	30	UCLA (16)	L	53-84	A
Feb.	4	Loyola (Ill.)	W	80-61	H
	6	Iowa State	W	69-58	H
	11	Louisiana Tech	L	39-81	H
	18	Bradley	W	68-57	A
	19	Illinois State	W	48-47	A
	25	Marquette	W	74-50	A
	27	DePaul	W	52-50	A

Mar.	6	Dayton	W (ot)	68-64	H
	9	Indiana	W (ot)	63-61	H

* Orange Crush Classic at Chicago, Ill.

1983-84 (14-14, 6-4 NORTH STAR)

Coach: Mary DiStanislaio

Captains: Theresa Mullins,

Mary Beth Schueth

Home: 9-5, Away: 5-8, Neutral: 0-1

Nov.	22	Marquette	W	96-63	H
	25	Tennessee *	L	56-71	H
	26	Maryland (8) *	L	57-75	H
Dec.	3	UCLA	W	70-61	H
	7	Northwestern	L	74-78	A
	9	Michigan	W	66-50	H
	14	Western Michigan	W	75-54	H
	21	Central Michigan	L	69-72	H
	29	Old Dominion (10) #	L	57-71	N
	30	Boston College #	L	55-59	A
Jan.	5	East Carolina	W	66-50	A
	7	Xavier	W	85-68	A
	12	Louisiana Tech (1)	L	56-83	A
	15	SMU	L	63-64	A
	18	Loyola (Ill.)	L	56-59	H
	21	DePaul	L	46-62	A
	27	Evansville	W	77-56	H
	30	DePaul	W	78-62	H
Feb.	3	Michigan State	L	72-73	A
	8	Illinois State	L	59-61	H
	11	Villanova	W	85-79	H
	14	Detroit	W	72-67	H
	18	Detroit	L	80-85	A
	25	Xavier	W	91-77	H
	27	Illinois-Chicago	W	77-58	A
Mar.	3	Dayton	W	63-57	A
	8	Loyola (Ill.)	L	53-64	A
	10	Evansville	W	80-68	A

* Notre Dame Thanksgiving Classic at Notre Dame, Ind.; # Nike Christmas Classic at Chestnut Hill, Mass.

1984-85 (20-8, 13-1 NORTH STAR)

Coach: Mary DiStanislaio

Captains: Laura Dougherty,

Mary Beth Schueth

Home: 11-1, Away: 9-6, Neutral: 0-1

Nov.	24	Tennessee (14)	L	57-62	A
	26	Purdue	L	59-62	H
	30	Eastern Michigan	W	70-59	A
Dec.	2	Michigan	L	64-75	A
	5	Western Michigan	W	76-46	H
	8	Georgetown	W	72-49	H
	12	Northern Illinois	W	71-60	A
	20	Michigan State	W	71-59	H
	30	UCLA	L	51-78	A
Jan.	2	USC	L	53-69	N
	6	LaSalle	L	66-71	A
	9	Maryland	W	49-40	A
	14	Illinois-Chicago	W	70-49	H
	19	Detroit	W	76-62	A
	27	DePaul	L	64-72	A
	30	Butler	W	79-40	A
Feb.	1	Evansville	W	74-53	H
	5	Dayton	W	81-66	A
	9	Xavier	W	107-61	H
	13	Alabama	L	62-67	A
	17	Detroit	W	66-53	H
	20	Loyola (Ill.)	W	84-59	H

	24	DePaul	W	68-57	H
	26	Loyola (Ill.)	W	64-63	A
	28	Butler	W	99-36	H
Mar.	3	Evansville	W	72-70	A
	6	Dayton	W	72-57	H
	9	Xavier	W	78-50	A

1985-86 (23-8, 13-1 NORTH STAR)

Coach: Mary DiStanislao

Captains: Lynn Ebben, Trena Keys

Home: 9-4, Away: 11-2, Neutral: 3-2

Nov.	30	Purdue	L	54-71	A
Dec.	2	Western Michigan	W	94-65	A
	5	Michigan	W	76-71	H
	9	Tennessee (11)	L	63-71	H
	13	Marquette	W	90-46	A
	15	Northern Illinois	W	88-65	H
	21	UCLA	L	67-73	H
Jan.	3	James Madison *	L	51-53	N
	4	Southwest Texas State *	W	68-43	N
	5	Miami *	W	59-53	A
	9	Rutgers (18)	L	61-69	A
	13	Marquette	W	75-42	H
	17	Detroit	W	72-58	H
	19	Boston University	L	72-74	H
	23	Loyola (Ill.)	W	75-54	H
	26	DePaul	W	55-53	H
	29	Butler	W	91-40	A
Feb.	2	Evansville	W	76-55	A
	5	Dayton	L	58-61	H
	8	Xavier	W	104-57	H
	10	Illinois-Chicago	W	67-42	A
	15	Detroit	W	67-56	A
	21	Loyola (Ill.)	W	79-67	A
	23	DePaul	W	73-58	A
	26	Butler	W	77-48	H
	28	Evansville	W	73-57	H
Mar.	6	Xavier	W	76-43	A
	8	Dayton	W	66-62	A
	20	U.S. International #	W	86-61	N
	21	Idaho #	L (ot)	65-67	N
	22	Duke #	W	74-67	N

* Burger King Classic at Coral Gables, Fla.; # NWIT at Amarillo, Texas

1986-87 (12-15, 4-2 NORTH STAR)

Coach: Mary DiStanislao

Captains: Game Captains

Home: 7-6, Away: 5-6, Neutral: 0-3

Nov.	29	Rutgers (6)	L	50-71	H
Dec.	5	Texas (1) *	L	59-84	A
	6	Colorado *	L	53-76	N
	9	Indiana	L	71-80	H
	13	Loyola (Ill.)	W	65-62	H
	20	St. Ambrose	W	66-50	H
	30	Oklahoma #	L	54-57	N
	31	Montana #	L	48-50	N
Jan.	3	Loyola Marymount	W	78-40	A
	5	UCLA	L (ot)	65-67	A
	10	Maryland (20)	L	48-69	H
	13	Northern Illinois	L	71-81	A
	18	DePaul	L	68-80	H
	20	Cleveland State	W	85-68	H
	24	Saint Joseph's (Pa.)	L	57-71	A
	28	Dayton	L	54-55	H
	31	Marquette	W	95-60	H
Feb.	3	Western Michigan	W	65-58	H
	7	Miami	L	61-62	H

	11	Detroit	L	86-94	A
	14	Tennessee (7)	L	55-90	A
	18	Illinois-Chicago	W	90-53	H
	21	DePaul	W	53-44	A
	24	Northern Illinois	W	82-66	H
	28	Marquette	W	77-53	A
Mar.	1	Wisconsin	W	80-70	A
	7	Dayton	W	59-48	A

* Texas Classic at Austin, Texas; # Seattle Times Classic at Seattle, Wash.

1987-88 (20-8, 7-3 NORTH STAR)

Coach: Muffet McGraw

Captains: Kathy Barron, Sandy Botham,

Mary Gavin

Home: 9-2, Away: 9-6, Neutral: 2-0

Nov.	28	Loyola (Ill.)	W	67-61	A
	30	Northwestern	W	69-49	H
Dec.	4	Wisconsin-Green Bay *	L	65-69	A
	5	BYU *	W	81-69	N
	9	Oakland	W	100-51	H
	12	St. Ambrose	W	86-73	H
	19	Valparaiso	W	93-60	H
	21	Indiana	L	59-62	A
	28	Fairfield #	W	75-62	N
	29	Villanova #	L	55-56	A
Jan.	4	Virginia (7)	L	59-79	A
	7	Miami (Fla.)	W	83-68	A
	14	Northern Illinois	W	89-66	H
	16	Syracuse	W	81-64	H
	20	DePaul	L	77-80	A
	24	Michigan State	W	57-55	A
	26	Marquette	W	88-51	H
Feb.	3	Tennessee (4)	L	71-91	H
	6	Duke (17)	W	78-66	A
	11	Detroit	W	79-51	H
	13	Dayton	W	60-58	H
	17	Cleveland State	W	87-69	A
	20	Marquette	W	79-69	A
	25	Valparaiso	W	91-56	A
	28	DePaul	L	68-69	H
Mar.	2	Illinois-Chicago	W	79-50	A
	9	Northern Illinois	L	74-95	A
	12	Dayton	W	77-64	A

* Phoenix Classic at Green Bay, Wis.; # Wildcat Tournament at Villanova, Pa.

1988-89 (21-11, 12-2 MCC)

Coach: Muffet McGraw

Captains: Heidi Bunek, Lisa Kuhns

Home: 10-1, Away: 6-6, Neutral: 5-4

Nov.	29	Northwestern	W	75-63	A
Dec.	2	Georgetown *	L	60-70	N
	3	Arizona *	W (ot)	85-81	N
	7	Marquette	W	70-66	H
	19	Toledo	W	77-70	H
	29	James Madison #	L	49-65	N
	30	Youngstown State #	W	61-50	N
Jan.	3	Indiana	W	56-49	H
	8	Vanderbilt	L	64-86	A
	10	Old Dominion	L	65-82	H
	12	Evansville	W	75-65	A
	14	Saint Louis	W	79-54	A
	19	Detroit	W	76-67	H
	21	Butler	W	61-40	A
	24	DePaul	L	62-83	A
	26	Xavier	W	66-52	H
	28	Dayton	W	72-57	H



HISTORY

Feb.	2	Detroit	W	71-57	A
	4	Syracuse	L	56-63	A
	9	Evansville	W	71-55	H
	11	Saint Louis	W	78-34	H
	18	Loyola (Ill.)	L	77-108	A
	20	Tennessee (2/2)	L	43-98	A
	23	Dayton	L	55-67	A
	25	Xavier	W	69-56	A
Mar.	2	Loyola (Ill.)	W	77-57	H
	5	Butler	W	88-65	H
	10	Evansville %	W	75-66	N
	11	Loyola (Ill.) %	W	75-53	N
	23	Toledo @	L	62-85	N
	24	DePaul @	L	69-77	N
	25	Richmond @	W	51-46	N

* Investors Women's Classic at Richmond, Va.; # Saint Joseph's (Pa.) Invitational at Philadelphia, Pa.; % MCC Tournament at Dayton, Ohio; @ NWIT at Amarillo, Texas

1989-90 (23-6, 16-0 MCC)

Coach: Muffet McGraw

Captains: Lisa Kuhns, Karen Robinson

Home: 10-3, Away: 11-3, Neutral: 2-0

Nov.	24	Liberty *	W	113-35	N
	25	Central Florida *	W	81-61	A
Dec.	3	Tennessee (1/1)	L	54-77	H
	6	Indiana	W	75-67	A
	9	Marquette	W	87-67	A
	13	Michigan State	L	48-64	H
	22	UCLA	W	61-60	H
	29	Temple	L	61-70	A
Jan.	4	Vanderbilt (20/24)	W	77-63	H
	6	Toledo	L	69-70	A
	9	Butler	W	74-59	H
	12	Old Dominion (21/23)	L	61-62	A
	16	Loyola (Ill.)	W	85-72	H
	18	Marquette	W	81-64	H
	23	Dayton	W	85-60	A
	25	Xavier	W	92-59	A
	27	DePaul	L	64-71	H
	29	Evansville	W	79-45	H
Feb.	1	Saint Louis	W	84-50	H
	3	Evansville	W	70-58	A
	6	Loyola (Ill.)	W	75-63	A
	13	Butler	W	59-46	A
	15	Detroit	W	99-58	H
	20	Saint Louis	W	78-48	A
	26	Xavier	W	85-61	H
Mar.	1	Dayton	W	76-47	H
	6	Detroit	W	86-72	A
	9	Dayton #	W	67-59	A
	10	Butler #	W	67-66	N

* Rotary Classic at Orlando, Fla.; # MCC Tournament at Dayton, Ohio

1990-91 (23-9, 15-1 MCC)

Coach: Muffet McGraw

Captains: Krissi Davis, Sara Liebscher,

Karen Robinson

Home: 11-2, Away: 10-4, Neutral: 2-3

Nov.	26	Evansville	W	83-65	H
	30	UCLA	L	75-89	A
Dec.	2	Stanford (6/6)	L	67-97	A
	6	Indiana	L	76-79	H
	8	Syracuse	W	71-66	H
	13	Texas Christian	W	78-67	H
	21	Marquette	W	109-56	H
	28	Louisiana Tech (11/11) *	W	71-66	N
	29	Saint Joseph's (Pa.) *	W	72-53	A

Jan.	3	(25) Detroit	W	87-53	H
	7	(24) Butler	W	80-64	A
	11	(24/25) DePaul	W	81-66	A
	15	(22/22) Loyola (Ill.)	W	66-55	A
	19	(22/22) Marquette	W	91-73	A
	21	(20/22) Dayton	W	79-49	H
	29	(19/18) Xavier	W	74-50	H
	31	(19/18) Saint Louis	W	97-48	A
Feb.	2	(19/18) Evansville	W	73-56	A
	5	(20/19) Loyola (Ill.)	W	81-61	H
	9	(20/19) Tennessee (5/5)	L	71-88	A
	12	(20/20) Butler	W	94-62	H
	14	(20/20) Detroit	W	87-62	A
	17	(20/20) Miami (Ohio)	L	65-69	H
	19	(22/22) Saint Louis	W	87-47	H
	23	(22/22) Old Dominion	W	70-58	H
	28	(22/22) Dayton	L	76-79	A
Mar.	2	(22/23) Xavier	W	69-53	A
	8	Dayton #	W	81-61	A
	9	Butler #	W	62-52	N
	21	Santa Clara %	L	65-81	N
	22	Louisville %	L	75-80	N
	23	Northern Illinois %	L	82-84	N

* Texaco-Hawk Classic at Philadelphia, Pa.; # MCC Tournament at Dayton, Ohio; % NWIT at Amarillo, Texas

1991-92 (14-17, 8-4 MCC)

Coach: Muffet McGraw

Captains: Margaret Nowlin, Coquese Washington

Home: 7-7, Away: 5-10, Neutral: 2-0

Nov.	22	Penn State (3/3)	L	70-86	H
	24	Stanford (5/7)	L	76-88	H
	27	Marquette	W	83-68	H
Dec.	1	Purdue (11/10)	L	66-80	A
	8	Georgia (NR/24)	L (ot)	86-90	A
	13	Michigan	L	75-86	A
	21	Loyola (Md.)	W	84-49	H
	28	Temple	L	69-80	A
	31	Syracuse	W	81-60	A
Jan.	5	LaSalle	L	65-86	H
	7	Xavier	L	66-69	H
	9	Dayton	W (2ot)	76-70	H
	12	Tennessee (2/3)	L	82-85	H
	15	Louisville	L	53-64	H
	23	Butler	L	63-77	A
	29	Detroit	W	86-70	A
Feb.	1	Loyola (Ill.)	W	78-66	H
	6	Xavier	L	86-104	A
	8	Dayton	L	62-63	A
	11	DePaul	L	49-62	H
	13	Evansville	W	78-62	H
	20	Detroit	W	66-58	H
	22	Butler	W	79-70	H
	24	Evansville	W	79-65	A
	27	Loyola (Ill.)	W	73-66	A
Mar.	2	LSU	L	62-72	A
	7	Old Dominion	L	76-85	A
	12	Dayton *	W	74-55	N
	13	Detroit *	W	85-44	N
	14	Xavier *	W	59-54	A
	18	UCLA #	L	72-93	A

* MCC Tournament at Cincinnati, Ohio; # NCAA Championship (First Round) at Westwood, Calif.

1992-93 (15-12, 11-5 MCC)

Coach: Muffet McGraw

Captains: Kara Leary, Coquese Washington

Home: 8-5, Away: 7-7, Neutral: 0-0

Dec.	1	Marquette	L	62-66	A
	4	Purdue (17)	L	41-74	H
	9	Illinois-Chicago	W	76-71	A
	12	Michigan	W	62-54	H
	19	Loyola (Md.)	W	55-48	A
	21	Georgia (20/20)	L	75-81	H
	30	Georgetown	W (ot)	78-72	H
Jan.	2	LaSalle	L	63-69	A
	4	Tennessee (1/2)	L	48-79	A
	7	Dayton	W	72-60	A
	9	Xavier	W	64-56	A
	14	Detroit	W	80-55	H
	19	Penn State (17/21)	L	66-87	A
	25	DePaul (21)	L	55-71	A
	28	Evansville	L	69-73	A
	30	Butler	L	70-82	A
Feb.	4	LaSalle	W	61-58	H
	6	Duquesne	W	95-67	H
	11	Xavier	L	68-70	H
	13	Dayton	W	92-80	H
	16	Loyola (Ill.)	W	76-50	H
	18	Loyola (Ill.)	W	74-60	A
	20	Detroit	W	68-55	A
Mar.	1	Duquesne	W	91-63	A
	4	Butler	L	69-80	H
	6	Evansville	W	74-62	H
	8	Dayton *	L	74-78	H

* - MCC Tournament at Notre Dame, Ind.

1993-94 (22-7, 10-2 MCC)

Coach: Muffet McGraw

Captains: Letitia Bowen, Kara Leary

Home: 9-5, Away: 10-2, Neutral: 3-0

Nov.	27	Illinois-Chicago	W	93-50	H
Dec.	1	Marquette	W	90-76	H
	4	Wisconsin *	W	77-55	N
	5	Brown *	W	58-54	A
	8	Purdue (22/22)	L	59-66	A
	11	Seton Hall	L	55-62	H
	19	LSU	W	82-80	H
	21	Temple	W	83-51	H
	30	Georgetown	W	83-62	A
Jan.	2	Old Dominion	L	67-76	A
	4	Dayton	W	63-55	A
	7	Tennessee (1/1)	L	70-105	H
	11	DePaul	W	77-63	H
	15	LaSalle	W	92-73	A
	20	Evansville	W	93-48	H
	22	Butler	L	62-65	H
	27	Xavier	W	72-58	H
	29	Detroit	W	80-67	H
Feb.	5	Loyola (Ill.)	W	81-67	A
	10	Butler	W	82-80	A
	12	Evansville	W	89-62	A
	17	LaSalle	L	75-85	H
	21	Louisville	W	69-54	A
	24	Detroit	W	87-76	A
	26	Xavier	W	72-67	A
Mar.	3	Loyola (Ill.)	W	84-75	H
	6	LaSalle #	W	79-55	N
	8	Xavier #	W	72-63	N
	16	Minnesota %	L	76-81	H

* Brown PowerBar Tournament at Providence, R.I.; # MCC Tournament at Indianapolis, Ind.; % NCAA Championship (First Round) at Notre Dame, Ind.

1994-95 (21-10, 15-1 MCC)

Coach: Muffet McGraw

Captains: Letitia Bowen, Carey Poor

Home: 9-2, Away: 9-4, Neutral: 3-4

Nov.	26	Seton Hall (25/25)	L (ot)	60-65	A
	30	Purdue (13/11)	L	83-87	H
Dec.	2	UC Irvine *	W	72-71	A
	3	Alabama (6/6) *	L	87-105	N
	7	Michigan State	L	73-75	H
	27	Colorado (9/9) #	L	70-91	N
	28	Miami (Ohio) #	L	76-79	N
Jan.	2	Dayton	W	80-63	H
	5	Xavier	W	72-63	A
	7	Wright State	W	76-41	A
	9	Cleveland State	W	90-66	H
	14	Detroit	W	67-65	A
	16	DePaul	L	87-96	A
	19	Wright State	W	67-48	H
	21	LaSalle	W	87-65	H
	25	Wisconsin-Green Bay	W	67-56	A
	28	Wisconsin-Milwaukee	W	98-50	H
Feb.	1	Marquette	W	87-66	A
	4	Loyola (Ill.)	W	92-76	A
	10	Butler	W	68-56	H
	12	Illinois-Chicago	W	73-57	H
	16	Cleveland State	W (ot)	83-79	A
	18	LaSalle	L	68-84	A
	23	Northern Illinois	W	58-51	A
	25	Detroit	W	83-62	H
Mar.	1	Xavier	W	86-73	H
	9	Xavier %	W	83-52	N
	10	Northern Illinois %	L	64-87	A
	23	Pacific @	W	88-74	N
	24	Northwestern State @	L	93-103	N
	25	Massachusetts @	W	90-72	N

* UC/Newport Beach Marriott Classic at Irvine, Calif.; # Seattle Times Husky Classic at Seattle, Wash.; % MCC Tournament at DeKalb, Ill.; @ NWIT at Amarillo, Texas

1995-96 (23-8, 15-3 BIG EAST)

Coach: Muffet McGraw

Captains: Beth Morgan, Carey Poor

Home: 11-1, Away: 8-5, Neutral: 4-2

Nov.	24	Indiana	W	82-73	A
	26	Bowling Green	W	92-67	H
	28	Rutgers	W	66-54	H
Dec.	1	Penn State (12/13) *	L	77-86	N
	2	Washington *	W	80-67	N
	3	Texas A&M (NR/22) *	L (ot)	84-88	N
	8	Marquette	W	84-62	H
	17	Valparaiso	W	90-44	H
	21	Michigan State	L (ot)	83-87	A
Jan.	2	Seton Hall	W (ot)	88-79	A
	4	St. John's	W	74-48	A
	6	Boston College	W	80-51	H
	10	Syracuse	W	91-52	H
	14	Providence	W	90-80	A
	18	Connecticut (3/3)	L	64-87	H
	21	Georgetown	W	92-61	H
	24	St. John's	W	66-53	H
	27	Miami (Fla.)	W	67-50	A
Feb.	3	Rutgers	L	62-73	A
	7	(24) Pittsburgh	W	90-51	H
	10	(24) Georgetown	W	81-63	A
	14	(25) Villanova	W	72-56	H
	17	(25) Pittsburgh	W	89-51	N
	20	(23/24) Miami (Fla.)	W	86-70	H
	24	(23/24) Connecticut (3/4)	L	79-86	A
	26	(23/24) West Virginia	W	73-55	A



HISTORY

Mar.	3	(23/24) Syracuse !	W	70-55	N
	4	(22/23) Seton Hall !	W	69-58	N
	5	(22/23) Connecticut (2/3) !	L	54-71	A
	15	(21/23) Purdue (15/16) #	W	73-60	N
	17	(21/23) Texas Tech (9/9) #	L	67-82	A

* Kona Women's Basketball Classic at Kona, Hawaii; ! BIG EAST Tournament at Storrs, Conn.; # NCAA Championship (First and Second Rounds) at Lubbock, Texas

1996-97 (31-7, 17-1 BIG EAST)

Coach: Muffet McGraw

Captains: Jeannine Augustin, Beth Morgan, Mollie Peirick

Home: 11-1, Away: 13-4, Neutral: 7-2

Nov.	15	(20/25) Kent State !	W	66-41	H
	17	(20/25) Iowa (6/6) !	W	61-50	A
	19	(14/17) Tennessee (3/2) #	L	59-72	N
	20	(14/7) N.C. State (8/12) #	W	64-53	N
	23	(14/17) Bowling Green	W	85-70	A
	29	(9/12) Ohio %	W	95-82	N
	30	(9/12) Georgia Tech %	W	76-69	A
Dec.	5	(7/14) Purdue	L	58-73	A
	7	(7/14) Providence	W	91-75	H
	9	(10/17) Wisconsin (19/13)	L	69-81	H
	11	(10/17) Indiana	W	71-63	H
	21	(16/19) Valparaiso	W	75-56	A
Jan.	2	(17/22) Seton Hall	W	87-47	A
	4	(17/22) Ohio State	L	67-74	A
	7	(21/24) Boston College	W	61-57	A
	9	(21/24) West Virginia	W	103-58	H
	12	(21/24) Villanova	W	77-54	A
	15	(21/24) Syracuse	W	72-45	A
	18	(21/24) Pittsburgh	W	65-49	H
	21	(19/22) Rutgers	W	76-61	H
	25	(19/22) Georgetown	W	67-63	H
	29	(19/22) Miami (Fla.)	W	72-71	A
Feb.	2	(19/22) St. John's	W	75-47	A
	6	(15/21) Syracuse	W	90-73	H
	9	(15/21) Connecticut (1/1)	L	49-72	A
	12	(17/18) Boston College	W	91-64	H
	16	(17/18) Providence	W	97-74	A
	19	(16/17) Villanova	W	68-51	H
	22	(16/17) Seton Hall	W	75-61	H
	25	(14/15) West Virginia	W	80-67	A
Mar.	2	(14/15) Rutgers ^	W	86-58	N
	3	(13/15) Georgetown ^	W	84-43	N
	4	(13/15) Connecticut (1/1) ^	L	77-86	A
	15	(15/14) Memphis &	W	93-62	N
	17	(15/14) Texas (14/13) &	W	86-83	A
	22	(15/14) Alabama (8/7) *	W	87-71	N
	24	(15/14) George Washington (22/16) *	W	62-52	N
	28	(15/14) Tennessee (10/11) **	L	66-80	N

! Preseason WNIT; # Preseason WNIT Semifinals/Third-Place Game at Ruston, La.; % Comfort Inn Downtown Classic at Atlanta, Ga.; ^ BIG EAST Tournament at Storrs, Conn.; & NCAA Championship (First and Second Rounds) at Austin, Texas; * NCAA Championship (Regional Semifinal and Final) at Columbia, S.C.; ** NCAA Women's Final Four (National Semifinal) at Cincinnati, Ohio

1997-98 (22-10, 12-6 BIG EAST)

Coach: Muffet McGraw

Captains: Sheila McMillen, Mollie Peirick

Home: 12-1, Away: 7-7, Neutral: 3-2

Nov.	18	Butler	W	71-65	H
	22	Duke (19/19)	L	62-80	A
	28	UC Santa Barbara	W	86-75	A
	30	UCLA	W (2ot)	93-91	A
Dec.	3	Rutgers	L	67-80	A
	6	Connecticut (3/2)	L	59-78	H
	8	Wisconsin (17/19)	L	77-89	A

	10	Purdue	W	77-71	H
	13	South Florida	W	73-50	H
	28	San Francisco	W	62-47	H
	31	Pittsburgh	W	66-46	A
Jan.	6	Georgetown	W	69-44	A
	8	Miami (Fla.)	W	75-47	H
	10	St. John's	W	77-57	A
	14	West Virginia	W	86-78	H
	17	Boston College	L	76-78	A
	21	Syracuse	W	87-69	A
	24	Providence	W	109-60	H
	28	Villanova	L	54-70	A
	31	Seton Hall	W	91-35	H
Feb.	3	Miami (Fla.)	L	76-77	A
	12	St. John's	W	76-44	H
	15	Pittsburgh	W	75-60	H
	18	Georgetown	W	80-54	H
	21	Connecticut (2/2)	L	61-73	A
	24	Rutgers	W	71-64	H
	28	St. John's ^	W	94-57	N
Mar.	1	Villanova ^	W	56-48	N
	2	Connecticut (2/3) ^	L	53-73	N
	13	Southwest Missouri State &	W	78-64	N
	15	Texas Tech (6/5) &	W	74-59	A
	21	Purdue (21/22) *	L	65-70	N

^ BIG EAST Tournament at Piscataway, N.J.; & NCAA Championship (First and Second Rounds) at Lubbock, Texas; * NCAA Championship (Regional Semifinal) at Lubbock, Texas

1998-99 (26-5, 15-3 BIG EAST)

Coach: Muffet McGraw

Captain: Sheila McMillen

Home: 12-1, Away: 12-3, Neutral: 2-1

Nov.	14	(17/19) UCLA (6/6)	W	99-82	H
	18	(11/19) Butler	W	71-60	A
	21	(11/19) Duke (6/4)	W	84-57	H
	24	(7/10) Illinois (25/23)	W	101-93	H
	28	(7/10) San Francisco	W	74-43	A
Dec.	2	(6/9) Toledo	W	82-64	H
	8	(6/6) Connecticut (1/1)	L	81-106	H
	12	(6/6) Villanova	W	63-62	H
	19	(6/7) South Florida	W	83-63	A
	21	(7/7) Michigan State	W	75-64	A
	30	(7/7) Boston College	L	65-78	A
Jan.	2	(7/7) Georgetown	W	93-61	A
	7	(9/9) West Virginia	W	111-90	H
	10	(9/9) Providence	W	79-56	H
	16	(9/9) Pittsburgh	W	81-72	A
	20	(9/9) Seton Hall	W	87-47	A
	23	(9/9) St. John's	W	99-60	H
	26	(9/9) Syracuse	W	94-61	A
	30	(7/7) Providence	W	97-59	A
Feb.	3	(6/7) Boston College (20/22)	W	74-59	H
	6	(6/7) Seton Hall	W	77-49	H
	10	(6/6) Villanova	W	74-52	A
	13	(6/6) Rutgers (9/12)	L	57-77	A
	17	(9/9) Syracuse	W	82-60	H
	20	(9/9) West Virginia	W	89-54	A
	23	(10/10) Miami (Fla.)	W	89-62	H
	28	(10/10) Villanova ^	W	83-53	N
Mar.	1	(10/10) Rutgers (7/8) ^	W	68-61	N
	2	(8/9) Connecticut (6/5) ^	L	75-96	N
	13	(8/9) Saint Mary's (Calif.) &	W	61-57	N
	15	(8/9) LSU (21/21) &	L	64-74	A

^ BIG EAST Tournament at Piscataway, N.J.; & NCAA Championship (First and Second Rounds) at Baton Rouge, La.

1999-00 (27-5, 15-1 BIG EAST)

Coach: Muffet McGraw

Captains: Julie Henderson, Niele Ivey

Home: 15-0, Away: 9-3, Neutral: 3-2

Nov.	20	(7/9) Toledo	W	68-52	A
	27	(6/6) Illinois (15/15)	L	67-77	A
Dec.	1	(11/8) Butler	W	77-57	H
	4	(11/8) North Carolina (9/12) #	W	99-86	N
	5	(11/8) Liberty #	W	85-68	N
	8	(7/6) Purdue (18/16)	L	61-71	A
	11	(7/6) Michigan State	W	84-54	H
	19	(11/7) Florida International	W	68-62	A
	27	(12/8) USC	W	74-59	H
	29	(10/8) Valparaiso	W	88-65	H
Jan.	2	(10/8) Marquette	W	75-60	H
	5	(8/6) West Virginia	W	75-54	H
	8	(8/6) Georgetown	W	82-60	A
	11	(6/6) Seton Hall	W	80-52	H
	15	(6/6) Syracuse	W	71-56	H
	18	(5/6) Pittsburgh	W	67-53	A
	22	(5/6) Miami (Fla.)	W	76-54	A
	26	(5/5) St. John's	W	69-49	H
	29	(5/5) Georgetown	W	87-56	H
Feb.	1	(5/5) Providence	W	90-60	A
	5	(5/5) Boston College (18/18)	W	72-59	H
	9	(5/5) Pittsburgh	W	81-74	H
	12	(5/5) St. John's	W	94-51	H
	16	(5/5) Villanova	W	70-52	A
	19	(5/5) Rutgers (8/11)	W (ot)	78-74	A
	22	(5/5) Miami (Fla.)	W	83-68	H
	26	(5/5) Connecticut (1/1)	L	59-77	A
Mar.	5	(6/6) Miami (Fla.) ^	W	67-52	N
	6	(5/5) Rutgers (8/10) ^	L (ot)	72-81	N
	17	(5/6) San Diego &	W	87-61	H
	19	(5/6) George Wash. (NR/23) &	W	95-60	H
	25	(5/6) Texas Tech (11/11) *	L	65-69	N

v# – Wachovia Women's Basketball Invitational at Richmond, Va.; ^ BIG EAST Tournament at Storrs, Conn.; & NCAA Championship (First and Second Rounds) at Notre Dame, Ind.; * NCAA Championship (Regional Semifinal) at Memphis, Tenn.

2000-01 (34-2, 15-1 BIG EAST)

Coach: Muffet McGraw

Captains: Niele Ivey, Ruth Riley

Home: 15-0, Away: 11-2, Neutral: 8-0

Nov.	17	(6/5) Valparaiso	W	71-46	A
	20	(5/5) Arizona	W	95-65	H
	22	(5/5) Wisconsin (19) #	W	83-56	A
	24	(5/5) Georgia (6/6) #	W	75-73	N
	27	(4/4) Fordham	W	89-44	H
Dec.	3	(4/4) North Carolina \$	W	78-55	N
	6	(4/4) Villanova	W	64-33	H
	9	(4/4) Purdue (6/5)	W	72-61	H
	18	(3/3) Western Michigan	W	84-54	H
	21	(3/3) Marquette	W	75-56	A
	28	(3/3) USC	W	70-61	A
	31	(3/3) Rice	W	80-40	H
Jan.	3	(3/3) Virginia Tech	W	75-64	A
	6	(3/3) Rutgers (9/10)	W	67-46	H
	9	(3/3) St. John's	W	84-49	A
	13	(3/3) Virginia Tech	W	75-55	H
	15	(3/3) Connecticut (1/1)	W	92-76	H
	21	(3/3) Seton Hall	W	72-47	A
	24	(1/1) West Virginia	W	87-64	A
	31	(1/1) Providence	W	64-44	H
Feb.	2	(1/1) Boston College	W	81-65	A
	7	(1/1) Pittsburgh	W	72-58	H
	14	(1/1) Syracuse	W	75-61	A
	17	(1/1) Rutgers (11/14)	L	53-54	A

	20	(2/2) Miami (Fla.)	W	81-43	H
	24	(2/2) Georgetown	W	65-53	H
	27	(2/2) Pittsburgh	W	82-63	A
Mar.	4	(2/2) Georgetown ^	W	89-33	N
	5	(1/1) Virginia Tech ^	W	67-49	N
	6	(1/1) Connecticut (2/2) ^	L	76-78	A
	17	(2/2) Alcorn State &	W	98-49	H
	19	(2/2) Michigan &	W	88-54	H
	24	(2/2) Utah (17/16) *	W	69-54	N
	26	(2/2) Vanderbilt (10/13) *	W	72-64	N
	30	(2/2) Connecticut (1/1) **	W	90-75	N
Apr.	1	(2/2) Purdue (9/8) **	W	68-66	N

– Coaches vs. Cancer Challenge at Madison, Wis.; \$ – Honda Elite 4 Classic at Lake Buena Vista, Fla.; ^ BIG EAST Tournament at Storrs, Conn.; & NCAA Championship (First and Second Rounds) at Notre Dame, Ind.; * NCAA Championship (Regional Semifinal and Final) at Denver, Colo.; ** NCAA Women's Final Four (National Semifinal and Final) at St. Louis, Mo.

2001-02 (20-10, 13-3 BIG EAST)

Coach: Muffet McGraw

Captain: Ericka Haney

Home: 13-1, Away: 6-7, Neutral: 1-2

Nov.	18	(15/14) Valparaiso	W	42-35	H
	21	(15/15) Colorado State (20/22)	L	66-72	A
	24	(15/15) Arizona	L	70-72	A
	26	(23/23) Army	W	89-57	H
Dec.	2	(23/23) Michigan (16/17) ^	L	63-78	N
	6	Purdue (7/8)	L	57-70	A
	9	USC	W	62-49	H
	12	Western Michigan	W	71-48	H
	22	Marquette	W	60-33	H
	28	Rice	L	61-72	A
	31	DePaul	W	79-50	H
Jan.	2	Miami (Fla.)	W	69-65	A
	5	Providence	W	72-66	H
	9	Seton Hall	W	79-45	H
	12	Villanova	L	59-60	A
	19	Providence	W	69-41	A
	21	Connecticut (1/1)	L	53-80	A
	26	Virginia Tech (16/17)	W	64-57	H
	29	Syracuse	W	71-46	H
Feb.	2	Seton Hall	W	65-60	A
	5	Pittsburgh	W	68-56	A
	10	Boston College (16/18)	W	60-44	H
	13	(23) St. John's	W	66-31	H
	16	(23) Rutgers	W	57-52	A
	19	(22) West Virginia	W	72-63	H
	23	(22) Georgetown	W	86-66	A
	26	(21/25) Villanova	L	45-48	H
Mar.	3	(21/25) Syracuse *	L	79-84	N
	15	New Mexico **	W	58-44	N
	17	Tennessee (6/6) **	L	50-89	A

^ Women's College Basketball Showcase at Grand Rapids, Mich.; * BIG EAST Tournament at Piscataway, N.J.; ** NCAA Championship (First and Second Rounds) at Knoxville, Tenn.

2002-03 (21-11, 10-6 BIG EAST)

Coach: Muffet McGraw

Captains: Alicia Ratay, Le'Tania Severe

Home: 9-4, Away: 10-4, Neutral: 2-3

Nov.	26	(10/10) Cleveland State	W	107-65	H
	29	(10/10) USC	W	69-57	A
Dec.	4	(9/9) Valparaiso	W	74-68	A
	7	(9/9) Arizona State #	W	81-52	A
	11	(8/8) DePaul	L	59-75	A
	14	(8/8) Temple	W	84-61	H
	21	(12/11) IPFW	W	82-54	H
	23	(12/11) Colorado State	W	46-45	H
	28	(12/12) Tennessee (5/5)	L	61-77	N



	31	(13/13) Marquette	W	75-68	A
Jan.	4	(13/13) Purdue (7/6)	L	54-71	H
	8	(16/17) West Virginia	W	66-59	A
	11	(16/17) Miami (Fla.)	L	70-80	H
	14	(21/20) St. John's	W	71-42	A
	18	(21/20) Rutgers	L	61-64	H
	20	(21/20) Connecticut (3/2)	L	52-73	H
	25	(NR/23) Villanova (20/24)	W	58-56	A
	29	(NR/24) Boston College (NR/25)	L	48-76	A
Feb.	1	(NR/24) West Virginia	W	69-64	H
	5	Georgetown	W	74-49	H
	9	Virginia Tech	L	50-53	A
	12	St. John's	W	76-48	H
	16	Providence	W	67-61	A
	23	Connecticut (1/1)	L	59-77	A
	26	Pittsburgh	W	77-69	H
Mar.	1	Seton Hall	W	62-60	H
	4	Syracuse	W	62-54	A
	8	Pittsburgh ^	W	73-65	N
	9	Villanova (20/18) ^	L	39-50	N
	23	Arizona (22/22) *	W	59-47	N
	25	Kansas State (8/7) *	W	59-53	A
	30	Purdue (10/10) **	L	47-66	N

AstraZeneca Hoops for the Cure Classic II at Tempe, Ariz.; ^ BIG EAST Tournament at Piscataway, N.J.; * NCAA Championship (First and Second Rounds) at Manhattan, Kan.; ** NCAA Championship (Regional Semifinal) at Dayton, Ohio

2003-04 (21-11, 12-4 BIG EAST)

Coach: Muffet McGraw

Captain: Le'Tania Severe

Home: 15-0, Away: 5-9, Neutral: 1-2

Nov.	14	(15/16) Auburn (22/25) #	W	77-64	N
	15	(15/16) Colorado (20/20) #	L (ot)	63-67	A
	21	(20/20) Valparaiso	W	74-57	H
	26	(17/17) Michigan State	L	63-92	A
	30	(17/17) Tennessee (3/3)	L	59-83	A
Dec.	4	Wisconsin	W	82-64	H
	7	Washington	L	74-85	A
	13	Dayton	W	78-41	H
	22	USC	W	73-62	H
	29	Colorado State	W	63-59	A
Jan.	1	Marquette	W	72-64	H
	4	Purdue (7/8) \$	L	63-76	A
	7	Georgetown	L	73-76	A
	10	Virginia Tech (16/15)	W	53-40	H
	13	Connecticut (4/4)	W	66-51	H
	17	West Virginia	L	51-64	A
	21	Syracuse	W	64-35	A
	24	Villanova (23/25)	W	38-36	H
	28	Miami (Fla.) (17/16)	W	59-50	A
	31	Boston College (NR/23)	W	52-50	H
Feb.	4	(23) Georgetown	W	66-52	H
	8	(23) Seton Hall	L	45-51	A
	14	Providence	W	81-51	H
	17	St. John's	W	69-56	A
	21	Pittsburgh	W	72-68	H
	25	Miami (Fla.) (21/19)	W	93-58	H
	28	Rutgers	L	55-69	A
Mar.	2	Syracuse	W	54-33	H
	7	Rutgers ^	L	45-51	N
	21	Southwest Missouri State *	W (ot)	69-65	H
	23	Middle Tennessee *	W	59-46	H
	27	Penn State (5/7) **	L	49-55	N

WBCA Classic at Boulder, Colo.; \$ BIG EAST/Big Ten Challenge at West Lafayette, Ind.; ^ BIG EAST Tournament at Hartford, Conn.; * NCAA Championship (First and Second Rounds) at Notre Dame, Ind.; ** NCAA Championship (Regional Semifinal) at Hartford, Conn.

2004-05 (27-6, 13-3 BIG EAST)

Coach: Muffet McGraw

Captains: Jacqueline Batteast, Teresa Borton, Megan Duffy

Home: 14-2, Away: 11-3, Neutral: 2-1

Nov.	12	(10/11) Illinois State #	W	92-73	H
	14	(10/11) Nebraska #	W	73-57	H
	17	(11/10) Duke (6/6) #	W	76-65	H
	20	(11/10) Ohio St. (10/9) #	W	66-62	H
	22	(6/6) Colorado State	W	69-47	H
	26	(6/6) USC	W	60-56	A
	30	(3/3) Valparaiso	W	69-59	A
Dec.	2	(3/3) Michigan St. (15/15)	L (ot)	73-82	H
	9	(7/5) Dayton	W	65-39	A
	11	(7/5) Washington	W	72-58	H
	19	(7/5) Marquette	W	50-47	A
	30	(6/4) Northern Illinois	W	73-49	A
Jan.	2	(6/4) Seton Hall	W	54-33	H
	5	(4/3) Syracuse	W	75-58	H
	9	(4/3) at Villanova	L	54-59	A
	12	(7/6) Connecticut (16/16)	L	50-67	H
	16	(7/6) Purdue (20/20) S	W	86-69	H
	19	(11/10) Syracuse	W	74-61	A
	23	(11/10) Rutgers (6/7)	W	63-47	H
	26	(6/7) St. John's	W	72-65	H
	30	(6/7) Connecticut (9/10)	W	65-59	A
Feb.	2	(6/7) Boston College (16/13)	W	64-57	H
	5	(6/7) Pittsburgh	W	75-47	A
	9	(6/7) Providence	W	75-57	A
	12	(6/7) Georgetown	W	72-58	H
	15	(5/7) Boston College (25/22)	W	54-47	A
	19	(5/7) Rutgers (10/10)	L	48-59	A
	26	(10/10) West Virginia	W	82-57	H
Mar.	1	(10/10) Seton Hall	W	41-35	A
	6	(10/10) West Virginia ^	W	70-59	N
	7	(10/10) Connecticut (13/14) ^	L	54-67	A
	19	(11/13) UC Santa Barbara *	W	61-51	N
	21	(11/13) Arizona State (NR/24) *	L	61-70	N

Preseason WNIT; \$ BIG EAST/Big Ten Challenge at Notre Dame, Ind.; ^ BIG EAST Tournament at Hartford, Conn.; * NCAA Championship (First and Second Rounds) at Fresno, Calif.

2005-06 (18-12, 8-8 BIG EAST)

Coach: Muffet McGraw

Captains: Megan Duffy, Courtney LaVere

Home: 8-5, Away: 7-6, Neutral: 3-1

Nov.	18	(15/16) Michigan	W	55-45	H
	20	(15/16) Western Michigan	W	71-68	A
	23	(13/15) Indiana	W	74-61	A
	27	(13/15) USC (24/21)	W	73-62	H
	29	(11/12) Iona	W	74-55	H
Dec.	4	(11/12) Wisconsin	W	77-72	A
	7	(10/10) Purdue (24/23)	L	54-65	A
	17	(13/14) Arkansas State #	W	77-54	N
	18	(13/14) Utah (22/21) #	W	68-55	N
	28	(12/11) Valparaiso	W	58-50	H
	31	(12/11) Tennessee (1/1)	L	51-62	H
Jan.	4	(12/12) St. John's	L	63-66	A
	7	(12/12) Seton Hall	L	61-74	H
	10	(20/19) Marquette	W (ot)	67-65	H
	14	(20/19) Louisville	L	51-61	A
	17	(24/22) DePaul (10/10)	W	78-75	H
	21	(24/22) Georgetown	W	54-52	A
	24	(21/21) Rutgers (10/9)	L	43-69	A
	28	(21/21) South Florida	L (ot)	64-68	H
	31	Syracuse	W	67-55	A
Feb.	4	Providence	W	66-48	H
	7	Villanova	L (ot)	65-69	H
	12	DePaul (17/15)	L	50-79	A

	19	Connecticut (8/6)	L	64-79	H
	22	West Virginia	W	70-58	A
	25	Cincinnati	W (ot)	75-66	A
	28	Pittsburgh	W	72-65	H
Mar.	4	South Florida ^	W	73-66	N
	5	Connecticut (7/7) ^	L	60-71	A
	19	Boston College *	L	61-78	N

Duel in the Desert at Las Vegas, Nev.; ^ BIG EAST Tournament at Hartford, Conn.; * NCAA Championship (First Round) at West Lafayette, Ind.

2006-07 (20-12, 10-6 BIG EAST)

Coach: Muffet McGraw

Captains: Tulyah Gaines, Breona Gray

Home: 14-2, Away: 5-8, Neutral: 1-2

Nov.	10	Central Michigan	W	88-66	H
	13	Bowling Green	W (ot)	85-81	H
	16	Penn State	L	49-75	A
	19	Western Michigan	W	87-67	H
	24	USC	L	58-69	A
	28	Richmond	W	87-66	H
Dec.	1	Michigan	W	61-58	A
	3	Indiana	L	51-54	H
	6	Purdue (10/9)	W	67-58	H
	16	IUPUI	W	75-65	H
	19	Valparaiso	W	60-59	A
	28	Prairie View A&M	W	94-55	H
	30	Tennessee (4/4)	L	54-78	A
Jan.	2	Seton Hall	W	64-61	A
	10	Cincinnati	W	81-70	H
	13	South Florida	L (ot)	78-87	A
	16	St. John's	W	83-65	H
	20	Syracuse	W	83-55	H
	23	Marquette (17/18)	L	62-71	A
	27	Connecticut (7/5)	L	47-64	A
	31	Pittsburgh	L	62-71	A
Feb.	4	West Virginia	W	77-67	H
	7	Louisville (17/16)	W	64-55	H
	11	DePaul	W	78-70	H
	13	Villanova	W	75-58	A
	17	Providence	W	82-65	A
	21	Georgetown	W	73-48	H
	24	Rutgers (21/22)	L	60-76	H
	26	DePaul	L	73-87	A
Mar.	3	DePaul ^	L	71-76	N
	18	California *	W	62-59	N
	20	North Carolina (2/2) *	L	51-60	N

^ BIG EAST Tournament at Hartford, Conn.; * NCAA Championship (First and Second Rounds) at Pittsburgh, Pa.

2007-08 (25-9, 11-5 BIG EAST)

Coach: Muffet McGraw

Captains: Charel Allen, Tulyah Gaines, Amanda Tsipis

Home: 13-3, Away: 10-4, Neutral: 2-2

Nov.	9	(24) Miami (Ohio) #	W	98-50	H
	13	(23/25) Western Kentucky #	W	78-59	H
	16	(23/25) Maryland (3/3) #	L	59-75	A
	20	(23/24) Central Michigan	W	94-41	A
	24	(23/24) Boston College	W	88-58	H
	27	(22/23) Canisius	W	93-47	H
Dec.	2	(22/23) Michigan	W	77-46	H
	5	(16/20) Bowling Green	W (ot)	86-84	A
	8	(16/20) Purdue	W	61-48	A
	12	(17/17) Valparaiso	W	94-56	H
	21	(17/17) IUPUI	W	67-44	A
	29	(16/16) Saint Francis (Pa.)	W	82-39	H

Jan.	2	(14/14) Richmond	W	84-59	A
	5	(14/14) Tennessee (3/3)	L	63-87	H
	8	(14/14) Louisville	W	82-74	A
	13	(14/14) West Virginia (16/16)	L	50-56	A
	16	(17/15) Villanova	W	69-58	H
	19	(17/15) Georgetown	W	104-86	A
	22	(16/16) DePaul (NR/25)	L	80-81	H
	27	(16/16) Connecticut (1/1)	L	64-81	H
	30	(20/20) Providence	W	85-54	H
Feb.	2	(20/20) Cincinnati	W	73-41	A
	10	(16/17) Pittsburgh (15/15)	W	81-66	H
	13	(16/16) Marquette	W	99-76	H
	16	(16/16) Syracuse (21/23)	W	79-67	A
	19	(14/14) Rutgers (5/4)	L	51-57	A
	24	(14/14) DePaul	W	66-64	A
	27	(14/14) South Florida	W	92-49	H
Mar.	1	(14/14) Seton Hall	W	70-55	H
	3	(9/14) St. John's	L	51-61	A
	9	(9/15) Pittsburgh ^	L	53-64	N
	23	(15/19) SMU *	W	75-62	N
	25	(15/19) Oklahoma (14/13) *	W (ot)	79-75	N
	30	(15/19) Tennessee (3/3) **	L	64-74	N

Preseason WNIT; ^ BIG EAST Tournament at Hartford, Conn.; * NCAA Championship (First and Second Rounds) at West Lafayette, Ind.; ** NCAA Championship (Regional Semifinal) at Oklahoma City, Okla.

2008-09 (22-9, 10-6 BIG EAST)

Coach: Muffet McGraw

Captains: Ashley Barlow, Melissa Lechlitner,

Lindsay Schrader

Home: 11-3, Away: 10-5, Neutral: 1-1

Nov.	16	(16/14) LSU (24/22) #	W	62-53	A
	19	(15/15) Evansville	W	96-61	H
	23	(15/15) Boston College	W	102-54	A
	25	(14/10) Georgia Southern	W	85-36	H
	29	(14/10) Michigan State (24)	W	78-72	H
Dec.	2	(11/8) Eastern Michigan	W	83-63	A
	7	(11/8) Purdue (17/20)	W	62-51	H
	10	(8/8) Michigan	L (ot)	59-63	A
	13	(8/8) Valparaiso	W	63-55	A
	20	(13/7) Loyola (Ill.)	W	89-45	H
	28	(12/6) Charlotte	W	68-61	A
	30	(12/6) Vanderbilt (20/19)	W	59-57	A
Jan.	3	(12/6) Seton Hall	W	66-60	A
	6	(12/4) DePaul	W	86-62	A
	10	(12/4) Georgetown	W	84-63	H
	13	(10/4) Marquette	L	65-75	A
	17	(10/4) St. John's	W	70-67	H
	24	(13/9) Villanova	L	48-55	A
	27	(17/13) Rutgers	L	68-78	H
	31	(17/13) Cincinnati	W	66-50	H
Feb.	3	(19/16) Pittsburgh (22/24)	L	70-82	A
	8	(19/16) DePaul (25/25)	W	62-59	H
	11	(22/22) Louisville (10/12)	L	66-71	H
	17	(24/24) South Florida	W	86-79	A
	22	(24/24) Connecticut (1/1)	L	66-76	A
	24	(23/22) Syracuse	W	90-79	H
	28	(23/22) Providence	W	65-56	A
Mar.	2	(20/22) West Virginia	W	72-66	H
	7	(20/17) St. John's ^	W	62-45	N
	8	(20/17) Villanova ^	L	47-58	N
	22	(23/20) Minnesota *	L	71-79	H

State Farm 11p-Off Classic at Baton Rouge, La.; ^ BIG EAST Tournament at Hartford, Conn.; * NCAA Championship (First Round) at Notre Dame, Ind.

**2009-10 (29-6, 12-4 BIG EAST)**

Coach: Muffet McGraw

Captains: Ashley Barlow, Melissa Lechlitner,
Lindsay Schrader

Home: 16-1, Away: 8-4, Neutral: 5-1

Nov.	15	(4/7) Arkansas-Pine Bluff	W	102-57	H
	19	(5/6) Michigan State (21/21)	W	68-67	A
	22	(5/6) Iona	W	80-45	H
	26	(5/6) San Diego State (23/24) #	W	84-79	N
	27	(5/6) South Carolina #	W	78-55	N
	28	(5/6) Oklahoma (20/17) #	W	81-71	N
Dec.	2	(5/6) Eastern Michigan	W	69-59	H
	8	(3/4) IPFW	W	96-60	H
	12	(3/4) Valparaiso	W	88-47	H
	20	(4/4) Charlotte	W	90-31	H
	29	(3/3) Central Florida	W	85-52	A
	31	(3/3) Vanderbilt (18/16)	W	74-69	H
Jan.	4	(3/3) Purdue	W	79-75	A
	9	(3/3) Villanova	W	81-46	H
	12	(3/3) South Florida	W	81-64	H
	16	(3/3) Connecticut (1/1)	L	46-70	A
	19	(4/5) Louisville	W	78-60	A
	24	(4/5) West Virginia (16/11)	W	74-66	H
	27	(3/3) Providence	W	84-59	H
	30	(3/3) Syracuse	W	74-73	A
Feb.	1	(3/3) Rutgers	W	75-63	A
	6	(3/3) Pittsburgh	W	86-76	H
	9	(4/3) Cincinnati	W	66-50	A
	14	(4/3) DePaul	W	90-66	H
	16	(4/3) St. John's (22/23)	L	71-76	A
	20	(4/3) Georgetown (14/12)	L	66-76	A
	23	(7/8) Marquette	W	82-67	H
	27	(7/8) Seton Hall	W	72-47	A
Mar.	1	(6/8) Connecticut (1/1)	L	51-76	H
	6	(6/7) Louisville ^	W	89-52	N
	7	(6/7) St. John's (16/16) ^	W	75-67	N
	8	(6/7) Connecticut (1/1) ^	L	44-59	A
	21	(7/7) Cleveland State *	W	86-58	H
	23	(7/7) Vermont *	W	84-66	H
	28	(7/7) Oklahoma (12/12) **	L (ot)	72-77	N

Paradise Jam at St. Thomas, U.S. Virgin Islands; ^ BIG EAST Tournament at Hartford, Conn.; * NCAA Championship (First and Second Rounds) at Notre Dame, Ind.; ** NCAA Tournament (Regional Semifinal) at Kansas City, Mo.

2010-11 (31-8, 13-3 BIG EAST)

Coach: Muffet McGraw

Captains: Becca Bruszewski, Brittany Mallory

Home: 15-2, Away: 8-5, Neutral: 8-1

Nov.	12	(12/12) New Hampshire	W	99-48	H
	15	(12/12) Morehead State	W	91-28	H
	18	(12/12) UCLA (15/15)	L (2ot)	83-86	H
	21	(12/12) Kentucky (9/10)	L	76-81	A
	26	(18/16) IUPUI #	W	95-29	H
	27	(18/16) Wake Forest #	W	92-69	H
	28	(18/16) Butler #	W	85-54	H
Dec.	1	(16/16) Baylor (2/3)	L	65-76	A
	5	(16/16) Purdue	W	72-51	H
	8	(18/18) Providence	W	79-43	A
	11	(18/18) Creighton	W	91-54	H
	20	(17/16) Valparaiso	W	94-43	A
	29	(16/14) Gonzaga %	W	70-61	N
	30	(16/14) Loyola Marymount %	W	91-47	N
Jan.	2	(16/14) Southeast Missouri State	W	97-21	H
	5	(13/12) Marquette	W	73-55	A
	8	(13/12) Connecticut (2/2)	L	76-79	H
	12	(12/12) Louisville	W	80-60	H
	15	(12/12) Pittsburgh	W	82-50	A
	18	(11/10) Georgetown (16/17)	W	80-58	H

	23	(11/10) St. John's (NR/23)	W	69-36	H
	29	(9/9) Villanova	W	58-43	A
Feb.	1	(8/8) Syracuse (NR/25)	W	71-48	H
	5	(8/8) South Florida	W	76-68	A
	8	(8/8) Seton Hall	W	89-38	H
	12	(8/8) Rutgers	W	71-49	H
	19	(8/8) Connecticut (2/2)	L	57-78	A
	22	(8/7) West Virginia (19/18)	W	72-60	A
	26	(8/7) Cincinnati	W	66-48	H
	28	(7/7) DePaul (12/11)	L	69-70	H
Mar.	6	(7/8) Louisville ^	W	63-53	N
	7	(10/8) DePaul (9/13) ^	W	71-67	N
	8	(10/7) Connecticut (1/1) ^	L	64-73	A
	19	(9/7) Utah *	W	67-54	A
	21	(9/7) Temple *	W	77-64	N
	26	(9/7) Oklahoma (21/20) **	W	78-53	N
	28	(9/7) Tennessee (4/4) **	W	73-59	N
Apr.	3	(9/7) Connecticut (1/1) ***	W	72-63	N
	5	(9/7) Texas A&M (7/8) ***	L	70-76	N

WBCA Classic at Notre Dame, Ind.; % State Farm Holiday Hoops Classic at Seattle, Wash.; ^ BIG EAST Tournament at Hartford, Conn.; * NCAA Championship (First and Second Rounds) at Salt Lake City, Utah; ** NCAA Championship (Regional Semifinal and Final) at Dayton, Ohio; *** NCAA Women's Final Four (National Semifinal and Final) at Indianapolis, Ind.

2011-12 (35-4, 15-1 BIG EAST)

Coach: Muffet McGraw

Captains: Brittany Mallory, Natalie Novosel,
Devereaux Peters

Home: 17-1, Away: 11-2, Neutral: 7-1

Nov.	11	(2/2) Akron #	W	81-61	H
	13	(2/2) Indiana State #	W	99-34	H
	17	(2/2) Hartford #	W	98-43	H
	20	(2/2) Baylor (1/1) #	L	81-94	A
	25	(4/3) USC %	W	80-58	N
	26	(4/3) Duke (7/6) %	W	56-54	N
Dec.	2	(3/3) Pennsylvania	W	69-38	H
	4	(3/3) Creighton	W	76-48	A
	7	(3/3) Marquette	W	95-42	H
	10	(3/3) Purdue (12/14)	W	66-38	A
	18	(3/3) Kentucky (8/7)	W	92-83	H
	20	(3/3) Central Florida	W	90-38	H
	28	(3/3) Longwood	W	92-26	H
	30	(3/3) Mercer	W	128-42	A
Jan.	4	(3/3) Seton Hall	W	74-36	A
	7	(3/3) Connecticut (2/2)	W (ot)	74-67	H
	10	(2/2) Georgetown (18/17)	W	80-60	A
	14	(2/2) Cincinnati	W	76-50	A
	17	(2/2) Pittsburgh	W	120-44	H
	21	(2/2) Villanova	W	76-43	H
	23	(2/2) Tennessee (7/9)	W	72-44	H
	28	(2/2) St. John's	W	71-56	A
	31	(2/2) Rutgers (13/14)	W	71-41	A
Feb.	5	(2/2) DePaul (NR/23)	W	90-70	H
	7	(2/2) Syracuse	W	74-55	A
	12	(2/2) West Virginia	L	63-65	H
	14	(4/4) Providence	W	66-47	H
	20	(3/4) Louisville (16/16)	W	68-52	A
	25	(3/3) South Florida	W	80-68	H
	27	(3/3) Connecticut (4/4)	W	72-59	A
Mar.	4	(3/3) DePaul (NR/23) ^	W	69-54	N
	5	(3/3) West Virginia (25) ^	W	73-45	N
	6	(3/3) Connecticut (4/4) ^	L	54-63	A
	18	(4/4) Liberty *	W	74-43	H
	20	(4/4) California *	W	73-62	H
	25	(4/4) St. Bonaventure (21/25) **	W	79-35	N
	27	(4/4) Maryland (5/5) **	W	80-49	N
Apr.	1	(4/4) Connecticut (3/3) ***	W (ot)	83-75	N
	3	(4/4) Baylor (1/1) ***	L	61-80	N

Preseason WNIT; % Junkanoo Jam at Freeport, Bahamas; ^ BIG EAST Tournament at Hartford, Conn.; * NCAA Championship (First and Second Rounds) at Notre Dame, Ind.; ** NCAA Championship (Regional Semifinal and Final) at Raleigh, N.C.; *** NCAA Women's Final Four (National Semifinal and Final) at Denver, Colo.

2012-13 (35-2, 16-0 BIG EAST)

Coach: Muffet McGraw

Captains: Skylar Diggins, Kaila Turner

Home: 13-1, Away: 13-0, Neutral: 9-1

Nov.	9	(7/6) Ohio State (19/21) #	W	57-51	N
	18	(7/6) Massachusetts	W	94-50	H
	20	(5/5) Mercer	W	93-36	H
	23	(5/5) UCLA (19/22)	W	76-64	A
	29	(5/5) Central Michigan	W	72-63	A
Dec.	5	(5/5) Baylor (3/3)	L	61-73	H
	8	(5/5) Utah State	W	109-70	H
	19	(5/5) Alabama A&M %	W	100-39	N
	20	(5/5) Kansas State %	W	87-57	N
	21	(5/5) Texas A&M (22/22) %	W	83-74	N
	29	(5/5) Purdue (11/11)	W	74-47	H
	31	(5/5) St. Francis (Pa.)	W	128-55	H
Jan.	5	(5/5) Connecticut (1/1)	W	73-72	A
	8	(2/3) South Florida	W (ot)	75-71	A
	13	(2/3) Rutgers	W	71-46	H
	15	(2/3) Georgetown	W	79-64	H
	20	(2/3) St. John's	W	74-50	H
	23	(2/3) Pittsburgh	W	73-47	A
	26	(2/3) Providence	W	89-44	H
	28	(2/3) Tennessee (9/9)	W	77-67	A
Feb.	2	(2/3) Cincinnati	W	64-42	H
	5	(2/3) Villanova	W	59-52	A
	9	(2/3) Seton Hall	W	69-49	A
	11	(2/3) Louisville (10/11)	W	93-64	H
	17	(2/3) Marquette	W	87-49	A
	24	(2/2) DePaul	W	84-56	A
	26	(2/2) Syracuse (22/20)	W	79-68	H
Mar.	2	(2/2) Providence	W	92-57	A
	4	(2/2) Connecticut (3/3)	W (ot)	96-87	H
	10	(2/2) South Florida ^	W	75-66	N
	11	(2/2) Louisville (16/15) ^	W	83-59	N
	12	(2/2) Connecticut (3/3) ^	W	61-59	A
	24	(2/2) Tennessee-Martin *	W	97-64	N
	26	(2/2) Iowa *	W	74-57	A
	31	(2/2) Kansas **	W	93-63	N
Apr.	2	(2/2) Duke (5/5) **	W	87-76	N
	7	(2/2) Connecticut (3/3) ***	L	65-83	N

Carrier Classic at Mount Pleasant, S.C.; % World Vision Classic at Las Vegas, Nev.; ^ BIG EAST Tournament at Hartford, Conn.; * NCAA Championship (First and Second Rounds) at Iowa City, Iowa; ** NCAA Championship (Regional Semifinal and Final) at Norfolk, Va.; *** NCAA Women's Final Four (National Semifinal and Final) at New Orleans, La.

2013-14 (37-1, 16-0 ACC)

Coach: Muffet McGraw

Captains: Natalie Achonwa, Ariel Braker,

Kayla McBride

Home: 17-0, Away: 13-0, Neutral: 7-1

Nov.	9	(6/7) UNC Wilmington	W	99-50	H
	11	(6/6) Michigan State (19/18)	W	81-62	H
	16	(6/6) Valparaiso	W	96-46	H
	23	(5/6) Pennsylvania	W	76-54	A
	26	(5/6) DePaul (25/25)	W	92-76	H
Dec.	1	(5/6) Duquesne #	W	100-61	N
	4	(4/5) Penn State (10/11) %	W	77-67	A
	7	(4/5) UCLA	W	90-48	H
	14	(4/4) Michigan	W	86-64	A
	22	(4/4) Central Michigan	W	106-72	H
	29	(2/2) Oregon State	W	70-58	A
Jan.	2	(2/2) South Dakota State	W	94-51	H

	5	(2/2) Clemson	W	71-51	H
	9	(2/2) Boston College	W	95-53	H
	12	(2/2) Virginia	W	79-72	A
	16	(2/2) Pittsburgh	W	109-66	A
	20	(2/2) Tennessee (11/10)	W	86-70	A
	23	(2/2) Miami (Fla.)	W	79-52	H
	27	(2/2) Maryland (8/6)	W	87-83	A
	30	(2/2) Virginia Tech	W	74-48	H
Feb.	2	(2/2) Duke (3/3)	W	88-67	A
	6	(2/2) Florida State	W	81-60	A
	9	(2/2) Syracuse	W	101-64	H
	13	(2/2) Boston College	W	82-61	A
	17	(2/2) Georgia Tech	W	87-72	H
	20	(2/2) Wake Forest	W	86-61	A
	23	(2/2) Duke (7/7)	W	81-70	H
	27	(2/2) North Carolina (14/11)	W	100-75	H
Mar.	2	(2/2) N.C. State (13/17)	W	84-60	A
	7	(2/2) Florida State ^	W	83-57	N
	8	(2/2) N.C. State (14/17) ^	W	83-48	N
	9	(2/2) Duke (10/10) ^	W	69-53	N
	22	(2/2) Robert Morris *	W	93-42	N
	24	(2/2) Arizona State *	W	84-67	N
	29	(2/2) Oklahoma St. (21/18) **	W	89-72	H
	31	(2/2) Baylor (5/6) **	W	88-69	H
Apr.	6	(2/2) Maryland (11/9) ***	W	87-61	N
	8	(2/2) Connecticut (1/1) ***	L	58-79	N

at Toronto, Ontario; % Big Ten/ACC Challenge at University Park, Pa.; ^ ACC Tournament at Greensboro, N.C.; * NCAA Championship (First and Second Rounds) at Toledo, Ohio; ** NCAA Championship (Regional Semifinal and Final) at Notre Dame, Ind.; *** NCAA Women's Final Four (National Semifinal and Final) at Nashville, Tenn.

2014-15 (36-3, 15-1 ACC)

Coach: Muffet McGraw

Captains: Whitney Holloway, Michaela Mabrey, Markisha Wright

Home: 19-1, Away: 10-1, Neutral: 7-1

Nov.	14	(3/3) UMass Lowell	W	105-51	H
	19	(3/2) Michigan State (15/17)	W	71-63	A
	21	(3/2) Chattanooga	W	88-53	H
	23	(3/2) Holy Cross +	W	104-29	H
	24	(2/2) Harvard +	W	97-43	H
	25	(2/1) Quinnipiac +	W	112-52	H
	30	(2/1) Kansas #	W	89-47	N
Dec.	3	(2/1) Maryland (15/10) %	W	92-72	H
	6	(2/1) Connecticut (3/3) \$	L	58-76	H
	10	(5/4) DePaul (25/25)	W (ot)	94-93	A
	13	(5/4) Michigan	W	70-50	H
	21	(5/4) Saint Joseph's (Pa.)	W	64-50	H
	28	(4/4) UCLA	W	82-67	A
Jan.	2	(4/4) Florida State	W	74-68	H
	4	(4/4) Syracuse (21/22)	W	85-74	A
	8	(4/4) Miami (Fla.)	L	63-78	A
	11	(4/4) Boston College	W	104-58	H
	15	(7/7) North Carolina (12/10)	W	89-79	A
	19	(6/7) Tennessee (5/6)	W	88-77	H
	22	(6/5) Georgia Tech	W	89-76	H
	24	(6/5) Clemson	W	74-36	A
	29	(4/4) Virginia Tech	W	74-50	A
Feb.	1	(4/4) Wake Forest	W	92-63	H
	5	(4/4) Virginia	W	75-54	H
	8	(4/4) Boston College	W	89-56	A
	16	(4/4) Duke (10/11)	W	63-50	H
	19	(4/4) Georgia Tech	W	71-61	A
	23	(4/4) Louisville (8/7)	W	68-52	H
	26	(4/4) Pittsburgh	W	87-59	H
Mar.	1	(4/4) N.C. State	W	67-60	A
	6	(2/2) Miami (Fla.) ^	W	77-61	N
	7	(2/2) Duke (16/16) ^	W	55-49	N

	8	(2/2) Florida State (7/6) ^	W	71-58	N
	20	(2/2) Montana *	W	77-43	H
	22	(2/2) DePaul *	W	79-67	H
	27	(2/2) Stanford (14/17) **	W	81-60	N
	29	(2/2) Baylor (5/6) **	W	77-68	N
Apr.	5	(2/2) S. Carolina (3/4) ***	W	66-65	N
	7	(2/2) Connecticut (1/1) ***	L	53-63	N

+ Naismith Memorial Basketball Hall of Fame Women's Challenge at Notre Dame, Ind.; ^ Naismith Memorial Basketball Hall of Fame Women's Challenge at Uncasville, Conn.; % ACC/Big Ten Challenge at Fort Wayne, Ind.; \$ Jimmy V Women's Classic at Notre Dame, Ind.; ^ ACC Tournament at Greensboro, N.C.; * NCAA Championship (First and Second Rounds) at Notre Dame, Ind.; ** NCAA Championship (Regional Semifinal and Final) at Oklahoma City, Okla.; *** NCAA Women's Final Four (National Semifinal and Final) at Tampa, Fla.

2015-16 (33-2, 16-0 ACC)

Coach: Muffet McGraw

Captains: Lindsay Allen, Michaela Mabrey,

Taya Reimer

Home: 16-0, Away: 12-1, Neutral: 5-1

Nov.	15	(3/3) Bucknell	W	85-54	H
	18	(3/3) Toledo	W	76-54	H
	21	(3/3) South Dakota State	W	75-64	A
	23	(3/3) Valparaiso	W	110-54	A
	27	(3/3) Denver +	W	94-52	N
	28	(3/3) UCLA +	W	92-84	N
Dec.	2	(3/3) Ohio State (10/12) %	W	75-72	H
	5	(3/3) Connecticut (1/1) S	L	81-91	A
	9	(3/3) DePaul (18/17)	W	95-90	H
	12	(3/3) TCU	W	88-72	A
	21	(3/3) Saint Joseph's (Pa.)	W	91-55	A
	28	(3/3) Oregon State (10/9)	W	62-61	H
	30	(3/3) Georgia Tech	W	85-76	H
Jan.	3	(3/3) Pittsburgh	W	65-55	A
	7	(3/3) Virginia	W	74-46	A
	10	(3/3) North Carolina	W	88-54	H
	14	(3/3) Boston College	W	63-50	A
	18	(3/3) Tennessee (18/15)	W	79-66	H
	21	(3/3) Syracuse (RV/24)	W	90-62	H
	24	(3/3) Virginia Tech	W	80-41	H
	28	(3/3) Georgia Tech	W	54-42	A
Feb.	1	(3/3) Duke	W	68-61	A
	4	(3/3) NC State	W	82-46	H
	7	(3/3) Louisville (13/13)	W	66-61	A
	14	(3/3) Miami (Fla.) (19/17)	W	90-69	H
	18	(2/3) Wake Forest	W	86-52	A
	22	(2/3) Florida State (12/9)	W	73-66	A
	25	(2/3) Clemson	W	71-52	H
	27	(2/3) Boston College	W	70-58	H
Mar.	4	(2/3) Duke ^	W	83-54	N
	5	(2/3) Miami (Fla.) (21/21) ^	W	78-67	N
	6	(2/3) Syracuse (17/17) ^	W	68-57	N
	19	(2/3) North Carolina A&T *	W	95-61	H
	21	(2/3) Indiana *	W	97-70	H
	25	(2/3) Stanford (13/16) **	L	84-90	N

+ Junkano Jam at Freeport, Bahamas; % Big Ten/ACC Challenge at Notre Dame, Ind.; \$ ~ Jimmy V Classic at Storrs, Connecticut; ^ ACC Tournament at Greensboro, N.C.; * NCAA Championship (First and Second Rounds) at Notre Dame, Ind.; ** NCAA Championship (Regional Semifinal) at Lexington, Ky.

2016-17 (33-4, 15-1 ACC)

Coach: Muffet McGraw

Captains: Lindsay Allen, Kristina Nelson,
Kathryn Westbeld

Home: 16-1, Away: 12-2, Neutral: 5-1

Nov.	11	(1/2) Central Michigan +	W	107-47	H
	14	(1/2) Fordham +	W	67-36	H
	17	(1/1) Green Bay +	W	71-67	H
	20	(1/1) Washington (17/15) +	W	71-60	H
	22	(1/1) UL-Lafayette %	W	91-51	N
	26	(1/1) TCU	W	92-59	H
	30	(1/1) Iowa S	W	73-58	A
Dec.	4	(1/1) Valparaiso	W	114-54	H
	7	(2/1) Connecticut (1/2)	L	61-72	H
	10	(2/1) DePaul (16/15)	W	75-61	A
	18	(2/2) Toledo	W	85-68	A
	20	(2/2) Michigan State	W	79-61	A
	27	(2/2) Chattanooga	W	79-58	A
	29	(2/2) NC State	L	62-70	A
Jan.	2	(7/2) Georgia Tech	W	55-38	A
	5	(7/6) Wake Forest	W	92-72	H
	8	(7/6) Miami (Fla.) (14/14)	W	67-55	A
	12	(6/6) Pittsburgh	W	86-54	H
	16	(6/6) Tennessee	L	69-71	A
	19	(6/9) Boston College	W	80-69	A
	22	(6/9) North Carolina	W	77-55	A
	26	(8/9) Duke (14/15)	W	62-58	H
	29	(8/9) Virginia	W	82-74	H
Feb.	2	(7/8) Virginia Tech	W	76-59	A
	6	(7/8) Louisville (9/7)	W	85-66	H
	12	(7/7) Georgia Tech	W	90-69	H
	16	(7/6) Clemson	W	84-80	A
	19	(7/6) Syracuse (21/21)	W	85-80	A
	23	(5/4) Boston College	W	82-45	H
	26	(5/4) Florida State (8/11)	W	79-61	H
Mar.	3	(3/3) Virginia ^	W	76-59	N
	4	(3/3) Louisville (14/13) ^	W	84-73	N
	5	(3/3) Duke (13/11) ^	W	84-61	N
	17	(2/2) Robert Morris *	W	79-49	H
	19	(2/2) Purdue *	W (ot)	88-82	H
	24	(2/2) Ohio State (11/10) **	W	99-76	N
	26	(2/2) Stanford (6/6) **	L	75-76	N

+ Preseason WNIT at Notre Dame, Ind.; % at Campbell Center and Tudor Fieldhouse, Houston, Texas; \$ ACC/Big Ten Challenge at Iowa City, Iowa; ^ ACC Tournament at Conway, S.C.; * NCAA Championship (First and Second Rounds) at Notre Dame, Ind.; ** NCAA Championship (Regional and Final) at Lexington, Ky.

2017-18 (35-3, 15-1 ACC)

NCAA National Champions

Coach: Muffet McGraw

Home: 15-0, Away: 11-2, Neutral: 9-1

Nov.	11	(6/5) Mount St. Mary's	W	121-65	H
	14	(6/5) Western Ky (RV/-)	W	78-65	A
	19	(6/5) Oregon State (18/17)	W	72-67	A
	24	(6/6) ETSU +	W	77-46	N
	25	(6/6) USF (17/16) +	W	76-66	N
	26	(6/6) South Carolina (3/2) +	W	92-85	N
	29	(3/2) Michigan (22/20) S	W	83-63	A
Dec.	3	(3/2) UConn (1/1) #	L	80-71	A
	6	(3/2) Michigan State	W	90-59	H
	9	(3/2) Penn	W	66-54	A
	17	(2/2) DePaul (-/RV)	W	91-82	H
	20	(2/2) Marquette (RV/-)	W (OT)	91-85	H
	28	(2/2) Syracuse (RV/23)	W	87-72	H
	31	(2/2) Wake Forest	W	96-73	A
Jan.	4	(2/2) Miami (RV/RV)	W	83-76	H
	7	(2/2) Georgia Tech (RV/RV)	W	77-54	H

	11	(2/2) Louisville (3/4)	L	100-67	A
	14	(2/2) Boston College	W	89-60	H
	18	(5/5) Tennessee (6/7)	W	84-70	H
	21	(5/5) Clemson	W	90-37	H
	25	(5/5) Pittsburgh	W	87-53	A
	28	(5/5) Florida State (8/8)	W	100-69	A
Feb.	1	(5/5) North Carolina	W	94-62	H
	4	(5/5) Duke (19/19)	W	72-54	A
	11	(5/5) Georgia Tech	W	85-69	H
	15	(5/4) Virginia (-/RV)	W	83-69	A
	18	(5/4) Boston College	W	89-55	A
	22	(5/4) Virginia Tech	W	89-59	H
	25	(5/4) NC State (21/22)	W	86-67	H
Mar.	2	(5/4) Virginia ^	W	83-47	N
	3	(5/4) Florida State (11/11) ^	W	90-80	N
	4	(5/4) Louisville (4/5) ^	L	74-72	N
	16	(5/6) CSUN *	W	99-81	H
	18	(5/6) Villanova *	W	98-72	H
	24	(5/6) Texas A&M (15/14) **	W	90-84	N
	26	(5/6) Oregon (6/5) **	W	84-74	N
	30	(5/6) UConn (1/1) ***	W (OT)	91-89	N
April	1	(5/6) Mississippi State (2/4) ***	W	61-58	N

+ Gulf Coast Showcase at Ft. Myers, Florida; \$ ACC/Big Ten Challenge at Ann Arbor, Michigan.; # Jimmy V Classic at Hartford, Connecticut; ^ ACC Tournament at Greensboro, North Carolina; * NCAA First and Second Rounds at Notre Dame, Ind.; ** NCAA Regionals at Spokane, Washington; *** NCAA Final Four at Columbus, Ohio.

ALL-TIME HEAD COACHING RECORDS

Years	Coach	Seasons	Won	Lost	Pct.
1977-78	Sharon Petro	13	4	.765	
1978-79	Sharon Petro	16	6	.727	
1979-80	Sharon Petro	20	10	.667	
1980-81	Mary DiStanislao	10	18	.357	
1981-82	Mary DiStanislao	16	9	.640	
1982-83	Mary DiStanislao	20	7	.740	
1983-84	Mary DiStanislao	14	14	.500	
1984-85	Mary DiStanislao	20	8	.714	
1985-86	Mary DiStanislao	23	8	.742	
1986-87	Mary DiStanislao	12	15	.444	
1987-88	Muffet McGraw	20	8	.714	
1988-89	Muffet McGraw	21	11	.636	
1989-90	Muffet McGraw	23	6	.793	
1990-91	Muffet McGraw	23	9	.719	
1991-92	Muffet McGraw	14	17	.452	
1992-93	Muffet McGraw	15	12	.556	
1993-94	Muffet McGraw	22	7	.759	
1994-95	Muffet McGraw	21	10	.677	
1995-96	Muffet McGraw	23	8	.742	
1996-97	Muffet McGraw	31	7	.816	
1997-98	Muffet McGraw	22	10	.688	
1998-99	Muffet McGraw	26	5	.839	
1999-00	Muffet McGraw	27	5	.843	
2000-01	Muffet McGraw	34	2	.944	
2001-02	Muffet McGraw	20	10	.667	
2002-03	Muffet McGraw	21	11	.656	
2003-04	Muffet McGraw	21	11	.656	
2004-05	Muffet McGraw	27	6	.818	
2005-06	Muffet McGraw	18	12	.600	
2006-07	Muffet McGraw	20	12	.625	
2007-08	Muffet McGraw	25	9	.735	
2008-09	Muffet McGraw	22	9	.710	
2009-10	Muffet McGraw	29	6	.829	
2010-11	Muffet McGraw	31	8	.795	
2011-12	Muffet McGraw	35	4	.897	
2012-13	Muffet McGraw	35	2	.946	
2013-14	Muffet McGraw	37	1	.974	
2014-15	Muffet McGraw	36	3	.923	
2015-16	Muffet McGraw	33	2	.943	
2016-17	Muffet McGraw	33	4	.892	
2017-18	Muffet McGraw	35	3	.921	
Totals		31	800	230	.777
Program Totals		41	964	329	.746

NOTRE DAME IN THE POLLS

(based on Associated Press poll ranking)

FIRST GAME VS. RANKED OPPONENT

- #15 South Carolina, 1/31/81 (L, 124-48)

FIRST WIN VS. RANKED OPPONENT

- at #17 Duke, 2/6/88 (W, 78-66)

FIRST HOME WIN VS. RANKED OPPONENT

- #20 Vanderbilt, 1/4/90 (W, 77-63)

FIRST VICTORY VS. TOP 10 TEAM

- at #6 Iowa, 11/15/96 (W, 61-50)



FIRST TIME NOTRE DAME WAS RANKED

- December 31, 1990 (25th)

MOST CONSECUTIVE WEEKS RANKED

- 212 (11/4/07 to present)

RECORD VS. RANKED TEAMS

- All-Time: 154-135
- Home: 60-36
- Away: 42-70
- Neutral: 52-29

RECORD AS A RANKED TEAM

- Record: 529-104
- Home: 262-26
- Away: 200-57
- Neutral: 91-21

RECORD WHEN BOTH TEAMS ARE RANKED

- Record: 138-70

RECORD VS. TOP 10 OPPONENTS

- Record: 60-86

RECORD VS. TOP 5 OPPONENT

- Record: 20-57

RECORD VS. TOP-RANKED OPPONENTS

- Record: 5-24

HIGHEST-RANKED TEAM DEFEATED:

- 1st, five times [Connecticut, 1/15/01, 92-76; vs. Connecticut, 3/30/01, 90-75; vs. Connecticut, 4/3/11, 72-63; at Connecticut, 1/5/13, 73-72; vs. Connecticut, 4/1/18, 91-89 (OT)]

MOST VICTORIES OVER RANKED TEAMS IN ONE SEASON

- Record 14 (2013-14)

LAST DATE OUTSIDE OF TOP 10

- Jan. 24, 2012 -

WEEKS AS TOP-RANKED TEAM

- 10: (six in 2000-01, four in 2016-17)

NCAA CHAMPIONSHIP HISTORY

Year	Seed	Region	Qualified	Round	Seed/Opponent	Result	Location
1992	12	Midwest	MCC Champion	1st	#5 UCLA	L, 72-93	Los Angeles, Calif.
1994	7	East	MCC Champion	1st	#10 Minnesota	L, 76-81	Notre Dame, Ind.
1996	12	Midwest	At-Large	1st	#5 Purdue	W, 73-60	Lubbock, Texas
				2nd	#4 Texas Tech	L, 67-82	Lubbock, Texas
1997	6	East	At-Large	1st	#11 Memphis	W, 93-62	Austin, Texas
				2nd	#3 Texas	W, 86-83	Austin, Texas
				Regional Semifinal	#2 Alabama	W, 87-71	Columbia, S.C.
				Regional Final	#5 George Washington	W, 62-52	Columbia, S.C.
				National Semifinal	#3 Tennessee	L, 66-80	Cincinnati, Ohio
1998	9	Midwest	At-Large	1st	#8 Southwest Missouri State	W, 78-64	Lubbock, Texas
				2nd	#1 Texas Tech	W, 74-59	Lubbock, Texas
				Regional Semifinal	#4 Purdue	L, 65-70	Lubbock, Texas
1999	5	West	At-Large	1st	#12 Saint Mary's (Calif.)	W, 61-57	Baton Rouge, La.
				2nd	#4 LSU	L, 64-74	Baton Rouge, La.
2000	2	Midwest	At-Large	1st	#15 San Diego	W, 87-61	Notre Dame, Ind.
				2nd	#7 George Washington	W, 95-60	Notre Dame, Ind.
				Regional Semifinal	#3 Texas Tech	L, 65-69	Memphis, Tenn.
2001	1	Midwest	At-Large	1st	#16 Alcorn State	W, 98-49	Notre Dame, Ind.
				2nd	#8 Michigan	W, 88-54	Notre Dame, Ind.
				Regional Semifinal	#5 Utah	W, 69-54	Denver, Colo.
				Regional Final	#3 Vanderbilt	W, 72-64	Denver, Colo.
				National Semifinal	#1 Connecticut	W, 90-75	St. Louis, Mo.
2002	7	Midwest	At-Large	National Championship	#3 Purdue	W, 68-66	St. Louis, Mo.
				1st	#10 New Mexico	W, 58-44	Knoxville, Tenn.
				2nd	#2 Tennessee	L, 50-89	Knoxville, Tenn.
2003	11	East	At-Large	1st	#6 Arizona	W, 59-47	Manhattan, Kan.
				2nd	#3 Kansas State	W, 59-53	Manhattan, Kan.
				Regional Semifinal	#2 Purdue	L, 47-66	Dayton, Ohio
2004	5	East	At-Large	1st	#5 Southwest Missouri State	W, 69-65 (OT)	Notre Dame, Ind.
				2nd	#13 Middle Tennessee	W, 59-46	Notre Dame, Ind.
				Regional Semifinal	#1 Penn State	L, 49-55	Hartford, Conn.
2005	4	Tempe	At-Large	1st	#13 UC Santa Barbara	W, 61-51	Fresno, Calif.
				2nd	#5 Arizona State	L, 61-70	Fresno, Calif.
2006	9	Albuquerque	At-Large	1st	#8 Boston College	L, 61-78	West Lafayette, Ind.
2007	9	Dallas	At-Large	1st	#8 California	W, 62-59	Pittsburgh, Pa.
				2nd	#1 North Carolina	L, 51-60	Pittsburgh, Pa.
2008	5	Oklahoma City	At-Large	1st	#12 SMU	W, 75-62	West Lafayette, Ind.
				2nd	#4 Oklahoma	W, 79-75 (OT)	West Lafayette, Ind.
				Regional Semifinal	#1 Tennessee	L, 64-74	Oklahoma City, Okla.
2009	7	Trenton	At-Large	1st	#10 Minnesota	L, 71-79	Notre Dame, Ind.
2010	2	Kansas City	At-Large	1st	#15 Cleveland State	W, 86-58	Notre Dame, Ind.
				2nd	#10 Vermont	W, 84-66	Notre Dame, Ind.



HISTORY

Year	Seed	Region	Qualified	Round	Seed/Opponent	Result	Location
2011	2	Dayton	At-Large	Regional Semifinal	#3 Oklahoma	L, 72-77 (OT)	Kansas City, Mo.
				1st	#15 Utah	W, 67-54	Salt Lake City, Utah
				2nd	#10 Temple	W, 77-64	Salt Lake City, Utah
				Regional Semifinal	#6 Oklahoma	W, 78-53	Dayton, Ohio
				Regional Final	#1 Tennessee	W, 73-59	Dayton, Ohio
				National Semifinal	#1 Connecticut	W, 72-63	Indianapolis, Ind.
				National Championship	#2 Texas A&M	L, 70-76	Indianapolis, Ind.
2012	1	Raleigh	At-Large	1st	#16 Liberty	W, 74-43	Notre Dame, Ind.
				2nd	#8 California	W, 73-62	Notre Dame, Ind.
				Regional Semifinal	#5 Saint Bonaventure	W, 79-35	Raleigh, N.C.
				Regional Final	#2 Maryland	W, 80-49	Raleigh, N.C.
				National Semifinal	#1 Connecticut	W, 83-75 (OT)	Denver, Colo.
				National Championship	#1 Baylor	L, 61-80	Denver, Colo.
2013	1	Norfolk	BIG EAST Champion	1st	#16 Tennessee-Martin	W, 97-64	Iowa City, Iowa
				2nd	#9 Iowa	W, 74-57	Iowa City, Iowa
				Regional Semifinal	#12 Kansas	W, 93-63	Norfolk, Va.
				Regional Final	#2 Duke	W, 87-76	Norfolk, Va.
				National Semifinal	#1 Connecticut	L, 65-83	New Orleans, La.
2014	1	Notre Dame	ACC Champion	Round	Seed/Opponent	Result	Location
				1st	#16 Robert Morris	W, 93-42	Toledo, Ohio
				2nd	#9 Arizona State	W, 84-67	Toledo, Ohio
				Regional Semifinal	#5 Oklahoma State	W, 89-72	Notre Dame, Ind.
				Regional Final	#2 Baylor	W, 88-69	Notre Dame, Ind.
				National Semifinal	#4 Maryland	W, 87-61	Nashville, Tenn.
				National Championship	#1 Connecticut	L, 58-79	Nashville, Tenn.
2015	1	Oklahoma City	ACC Champion	1st	#16 Montana	W, 77-43	Notre Dame, Ind.
				2nd	#9 DePaul	W, 79-67	Notre Dame, Ind.
				Regional Semifinal	#4 Stanford	W, 81-60	Oklahoma City, Okla.
				Regional Final	#2 Baylor	W, 77-68	Oklahoma City, Okla.
				National Semifinal	#1 South Carolina	W, 66-65	Tampa, Fla.
				National Championship	#1 Connecticut	L, 53-63	Tampa, Fla.
2016	1	Lexington	ACC Champion	1st	#16 North Carolina A&T	W, 95-61	Notre Dame, Ind.
				2nd	#9 Indiana	W, 87-70	Notre Dame, Ind.
				Regional Semifinal	#4 Stanford	L, 84-90	Lexington, Ky.
2017	1	Lexington	ACC Champion	1st	#16 Robert Morris	W, 79-49	Notre Dame, Ind.
				2nd	#9 Purdue	W, 88-82 (OT)	Notre Dame, Ind.
				Regional Semifinal	#5 Ohio State	W, 99-76	Lexington, Ky.
				Regional Final	#2 Stanford	L, 75-76	Lexington, Ky.
2018	1	Spokane	At-Large	1st	#16 CSUN	W, 99-81	Notre Dame, Ind.
				2nd	#9 Villanova	W, 98-72	Notre Dame, Ind.
				Regional Semifinal	#4 Texas A&M	W, 90-84	Spokane, Wash.
				Regional Final	#2 Oregon	W, 84-74	Spokane, Wash.
				National Semifinal	#1 UConn	W, 91-89 (OT)	Columbus, Ohio
				National Championship	#1 Mississippi State	W, 61-58	Columbus, Ohio

NCAA CHAMPIONSHIP RECORD BREAKDOWN

	W-L	%
Overall	62-23	.729
National Championship Games	2-4	.333
National Semifinals	6-2	.750
Women's Final Four (combined):	8-6	.571
Regional Finals (Elite Eight)	8-1	.889
Regional Semifinals (Sweet Sixteen)	9-7	.563
Second Round	16-5	.762
First Round	21-4	.840
Home	20-2	.909
Away	5-4	.556
Neutral	37-17	.685

ALL-TIME RECORD BY SEED

Seed	Last Time	Record	Best Finish
1	2018	36-6	2001 & 2018 National Champions
2	2011	9-3	2011 Runner-Up
3	Never	0-0	N/A
4	2005	1-1	2005 Second Round
5	2008	5-3	2004/2008 Sweet 16
6	1997	4-1	1997 Final Four
7	2009	1-3	2002 Second Round
8	Never	0-0	N/A
9	2007	3-3	2007 Second Round
10	Never	0-0	N/A
11	2003	2-1	2003 Sweet 16
12	1996	1-2	1996 Second Round
13	Never	0-0	N/A
14	Never	0-0	N/A
15	Never	0-0	N/A
16	Never	0-0	N/A

ALL-TIME RECORD VS. OPPONENTS

Team	Record	Last Meeting
Alabama	1-0	1997 Sweet 16
Alcorn State	1-0	2001 First Round
Arizona	1-0	2003 First Round
Arizona State	1-1	2014 Second Round
Baylor	2-1	2015 Elite Eight
Boston College	0-1	2006 First Round
California	2-0	2012 Second Round
Cleveland State	1-0	2010 First Round
Connecticut	4-3	2018 National Semifinal
CSUN	1-0	2018 First Round
DePaul	1-0	2015 Second Round
Duke	1-0	2013 Elite Eight
George Washington	2-0	2000 Second Round
Indiana	1-0	2016 Second Round
Iowa	1-0	2013 Second Round
Kansas	1-0	2013 Sweet 16
Kansas State	1-0	2003 Second Round
Liberty	1-0	2012 First Round
LSU	0-1	1999 Second Round
Maryland	2-0	2014 National Semifinal
Memphis	1-0	1997 First Round
Michigan	1-0	2001 Second Round
Middle Tennessee	1-0	2004 Second Round
Minnesota	0-2	2009 First Round
Mississippi State	1-0	2018 Championship Game
Montana	1-0	2015 First Round
New Mexico	1-0	2002 First Round
North Carolina	0-1	2007 Second Round
North Carolina A&T	1-0	2016 First Round
Ohio State	1-0	2017 Sweet 16
Team	Record	Last Meeting
Oklahoma	2-1	2011 Sweet 16
Oklahoma State	1-0	2014 Sweet 16

Team	Record	Last Meeting
Oregon	1-0	2018 Elite Eight
Penn State	0-1	2004 Sweet 16
Purdue	3-2	2017 Second Round
Robert Morris	2-0	2017 First Round
Saint Bonaventure	1-0	2012 Sweet 16
Saint Mary's (CA)	1-0	1999 First Round
San Diego	1-0	2000 First Round
SMU	1-0	2008 First Round
South Carolina	1-0	2015 National Semifinal
Stanford	1-2	2017 Elite Eight
SW Missouri State	2-0	2004 First Round
Temple	1-0	2011 Second Round
Tennessee	1-3	2011 Elite Eight
Tennessee-Martin	1-0	2013 First Round
Texas	1-0	1997 Second Round
Texas A&M	1-1	2018 Sweet 16
Texas Tech	1-2	2000 Sweet 16
UC Santa Barbara	1-0	2005 First Round
UCLA	0-1	1992 First Round
Utah	2-0	2011 First Round
Vanderbilt	1-0	2001 Elite Eight
Vermont	1-0	2010 Second Round
Villanova	1-0	2018 Second Round



NATIONAL CHAMPIONSHIP GAME BOX SCORE

April 1, 2001. Savvis Center, St. Louis, Mo.

PURDUE 66

Player	FG-A	3-pt. FG-A	FT-FTA	O. Reb.	D. Reb.	Tot. Reb	PF	TP	A	TO	Blk	Stl	Min
Sahlica Hums	7-13	0-0	3-5	4	3	7	0	17	0	2	1	1	39
Shereka Wright	6-15	2-4	3-5	2	2	4	2	17	0	2	1	1	34
Camile Cooper	3-9	0-0	0-0	1	5	6	6	6	2	2	2	1	23
Kelly Komara	3-9	2-5	0-0	0	2	2	1	8	2	1	0	1	37
Katie Douglas	6-15	3-6	3-3	1	6	7	2	18	5	6	0	5	40
Lindsey Hicks	0-0	0-0	0-0	0	0	0	0	0	0	0	0	0	0
Shinika Parks	0-3	0-2	0-0	1	1	2	1	0	1	1	0	0	12
Candi Crawford	0-2	0-0	0-2	3	1	4	4	0	2	1	0	1	11
Mary Jo Noon	0-1	0-0	0-0	0	0	0	2	0	0	0	0	0	3
Team				5	4	9				1			
Totals	25-67	7-17	9-15	17	24	41	16	66	12	16	4	10	200

NOTRE DAME 68

Player	FG-A	3-pt. FG-A	FT-FTA	O. Reb.	D. Reb.	Tot. Reb	PF	TP	A	TO	Blk	Stl	Min
Ericka Haney	6-11	0-0	1-2	1	4	5	3	13	2	0	1	1	35
Kelley Siemon	5-11	0-0	0-0	2	7	9	3	10	6	7	0	0	40
Ruth Riley	9-13	0-0	10-14	6	7	13	3	28	1	3	7	0	35
Alicia Ratay	1-6	1-4	0-0	0	4	4	4	3	2	1	0	1	25
Niele Ivey	5-13	0-4	2-3	1	4	5	0	12	4	4	1	6	40
Jeneka Joyce	0-2	0-2	2-2	0	0	0	1	2	1	0	0	0	20
Amanda Barksdale	0-1	0-0	0-0	1	1	2	1	0	0	1	0	0	8
Team				0	0	0							
Totals	26-56	1-10	15-21	11	27	38	14	68	16	15	11	8	200

SCORE BY PERIODS

	1st	2nd	Game
Purdue	32	34	66
Notre Dame	26	42	68

Officials: Sally Bell, Scott Yarbrough, Lisa Mattingly. Attendance: 20,551.

NATIONAL CHAMPIONSHIP GAME BOX SCORE

April 1, 2018, Nationwide Arena, Columbus, Ohio

NOTRE DAME 61

Player	FG-A	3-pt. FG-A	FT-FTA	O. Reb.	D. Reb.	Tot. Reb	PF	TP	A	TO	Blk	Stl	Min
Jessica Shepard	8-10	0-1	3-3	3	3	6	3	19	2	3	0	2	35
Kathryn Westbeld	2-4	0-1	2-2	2	7	9	4	6	1	1	0	1	31
Marina Mabrey	3-9	1-4	3-3	0	7	7	1	10	2	9	0	3	39
Jackie Young	2-7	0-0	2-2	0	2	2	3	6	2	2	0	2	32
Arike Ogunbowale	6-21	1-3	5-7	0	3	3	2	18	1	2	0	0	39
Kristina Nelson	1-1	0-0	0-0	1	3	4	4	2	0	0	1	0	24
Team				5	4	9				1			
Totals	22-52	2-9	15-17	6	29	35	17	61	8	17	1	8	200

MISSISSIPPI STATE 58

Player	FG-A	3-pt. FG-A	FT-FTA	O. Reb.	D. Reb.	Tot. Reb	PF	TP	A	TO	Blk	Stl	Min
Teaira McCowan	7-19	0-0	4-8	6	11	17	5	18	1	3	2	2	38
Blair Schaefer	2-5	2-5	0-0	0	2	2	4	6	1	2	0	0	28
Morgan William	3-4	0-1	0-0	0	0	0	3	6	2	3	0	0	24
Roshunda Johnson	1-6	1-5	0-0	0	2	2	3	3	0	2	0	1	32
Victoria Vivians	8-18	1-5	4-5	2	7	9	3	21	0	1	0	4	39
Jazzmun Holmes	0-0	0-0	2-2	0	2	2	2	2	2	0	0	1	16
Jordan Danberry	1-5	0-0	0-2	0	1	1	1	2	3	2	0	0	20
Zion Campbell	0-0	0-0	0-0	0	0	0	0	0	0	0	0	0	2
Chloe Bibby	0-2	0-0	0-0	1	0	1	0	0	0	0	0	0	1
Team				0	0	0							
Totals	22-59	4-16	10-17	12	26	38	21	58	9	15	2	8	200

SCORE BY PERIODS

	1st	2nd	3rd	4th	Game
Notre Dame	14	3	24	20	61
Mississippi State	17	13	11	17	58

Officials: Dee Kantner, Brenda Pantoja, Joe Vaszily; Attendance: 19,599



INDIVIDUAL NCAA CHAMPIONSHIP RECORDS

POINTS

Rk.	No.	Player	Opponent	Game	Date
1.	36	Beth Morgan	Alabama	East Regional Semifinal at Columbia, S.C.	3/22/97
2.	35	Arike Ogunbowale	Ohio State	Lexington Regional Semifinal at Lexington, Ky.	3/24/17
3.	35	Charel Allen	Oklahoma	Oklahoma City Region Second Round at West Lafayette, Ind.	3/25/08
4.	32	Ruth Riley	Vanderbilt	Midwest Regional Final at Denver, Colo.	3/26/01
5.	32	Jackie Young	UConn	National Semifinal in Columbus, Ohio	3/30/18

REBOUNDS

Rk.	No.	Player	Opponent	Game	Date
1.	16	Katryna Gaither	George Washington	East Regional Final at Columbia, S.C.	3/24/97
2.	15	Natalie Achonwa	Baylor	Notre Dame Regional Final at Notre Dame, Ind.	3/31/14
3.	14	four times, MR: Natalie Achonwa	Iowa	Norfolk Region Second Round at Iowa City, Iowa	3/26/13

ASSISTS

Rk.	No.	Player	Opponent	Game	Date
1.	12	Skylar Diggins	Oklahoma	Dayton Regional Semifinal at Dayton, Ohio	3/26/11
2.	11	Skylar Diggins	Maryland	Raleigh Regional Final at Raleigh, N.C.	3/27/12
3.	11	Mollie Peirick	Texas Tech	Midwest Region Second Round at Lubbock, Texas	3/15/98
4.	11	Mollie Peirick	Alabama	East Regional Semifinal at Columbia, S.C.	3/22/97
5.	10	Lindsay Allen	Ohio State	Lexington Regional Semifinal at Lexington, Ky.	3/24/17
6.	10	Lindsay Allen	North Carolina A&T	Lexington Region First Round at Notre Dame	3/19/16

BLOCKS

Rk.	No.	Player	Opponent	Game	Date
1.	7	Devereaux Peters	California	Raleigh Region Second Round at Notre Dame, Ind.	3/20/12
2.	7	Ruth Riley	Purdue	National Championship Game at St. Louis, Mo.	4/1/01
3.	5	five times, MR: Brianna Turner	Robert Morris	Lexington Region First Round at Notre Dame, Ind.	3/17/17

STEALS

Rk.	No.	Player	Opponent	Game	Date
1.	7	Skylar Diggins	Vermont	Kansas City Region Second Round at Notre Dame, Ind.	3/23/10
2.	7	Niele Ivey	Southwest Missouri State	Midwest Region First Round at Lubbock, Texas	3/13/98
3.	6	five times, MR: Skylar Diggins	Oklahoma	Kansas City Regional Semifinal at Kansas City, Mo.	3/28/10

FIELD-GOALS MADE

Rk.	No.	Player	Opponent	Game	Date
1.	13	Skylar Diggins	Vermont	Kansas City Region Second Round at Notre Dame, Ind.	3/23/10
2.	13	Jacqueline Batteast	Middle Tennessee	East Region Second Round at Notre Dame, Ind.	3/23/04
3.	13	Beth Morgan	Alabama	East Regional Semifinal at Columbia, S.C.	3/22/97

FIELD-GOALS ATTEMPTED

Rk.	No.	Player	Opponent	Game	Date
1.	27	Jewell Loyd	Baylor	Notre Dame Regional Final at Notre Dame, Ind.	3/31/14
2.	24	Jewell Loyd	South Carolina	National Semifinal at Tampa, Fla.	4/5/15
3.	23	Arike Ogunbowale	Ohio State	Lexington Regional Semifinal at Lexington, Ky.	3/24/17
4.	23	Lindsay Schrader	Boston College	Albuquerque Region First Round at West Lafayette, Ind.	3/19/06
5.	23	Arike Ogunbowale	Texas A&M	Spokane Regional Semifinal	3/24/18

FIELD-GOAL PERCENTAGE (MIN. 6 MADE)

Rk.	No.	Player	Opponent	Game	Date
1.	1,000 (8-8)	Rosanne Bohman	Texas	East Region Second Round at Austin, Texas	3/17/97
2.	1,000 (6-6)	Ruth Riley	Alcorn State	Midwest Region First Round at Notre Dame, Ind.	3/17/01
3.	.875 (7-8)	Ruth Riley	San Diego	Midwest Region First Round at Notre Dame, Ind.	3/17/00
4.	.875 (7-8)	Brianna Turner	North Carolina A&T	Lexington Region First Round at Notre Dame, Ind.	3/19/16
5.	.857 (6-7)	Kathryn Westbeld	North Carolina A&T	Lexington Region First Round at Notre Dame, Ind.	3/19/16
6.	.857 (6-7)	Michaela Mabrey	Robert Morris	Notre Dame Region First Round at Toledo, Ohio	3/22/14

3-POINT FIELD-GOALS MADE

Rk.	No.	Player	Opponent	Game	Date
1.	7	Marina Mabrey	Texas A&M	Spokane Regional Semifinal	3/24/18
2.	6	Brittany Mallory	Oklahoma	Dayton Regional Semifinal at Dayton, Ohio	3/26/11
3.	6	Sheila McMillen	Purdue	Midwest Regional Semifinal at Lubbock, Texas	3/21/98
4.	6	Beth Morgan	Alabama	East Regional Semifinal at Columbia, S.C.	3/22/97

3-POINT FIELD-GOALS ATTEMPTED

Rank	No.	Player	Opponent	Game	Date
1.	11	Beth Morgan	Texas Tech	Midwest Region Second Round at Lubbock, Texas	3/17/96
2.	11	Marina Mabrey	Texas A&M	Spokane Regional Semifinal	3/24/18

3-POINT FIELD-GOAL PERCENTAGE

Minimum 3 made

Rk.	No.	Player	Opponent	Game	Date
1.	1,000 (4-4)	Michaela Mabrey	Baylor	Oklahoma City Regional Final at Oklahoma City, Okla.	3/29/15
2.	1,000 (3-3)	Mychal Johnson	North Carolina A&T	Lexington Region First Round at Notre Dame, Ind.	3/19/16
3.	1,000 (3-3)	Michaela Mabrey	Connecticut	National Championship Game at Tampa, Fla.	4/7/15
4.	1,000 (3-3)	Natalie Novosel	Temple	Dayton Region Second Round at Salt Lake City, Utah	3/21/11
5.	1,000 (3-3)	Charel Allen	Oklahoma	Okla. City Region 2nd Round at West Lafayette, Ind.	3/25/08
6.	1,000 (3-3)	Mychal Johnson	North Carolina A&T	Lexington Regional First Round at Notre Dame, Ind.	3/19/16

FREE-THROWS MADE

Rk.	No.	Player	Opponent	Game	Date
1.	18	Natalie Novosel	California	Raleigh Region Second Round at Notre Dame, Ind.	3/20/12
2.	14	Beth Morgan	Texas	East Region Second Round at Austin, Texas	3/17/97
3.	12	Charel Allen	Oklahoma	Oklahoma City Region Second Round at West Lafayette, Ind.	3/25/08

FREE-THROWS ATTEMPTED

Rk.	No.	Player	Opponent	Game	Date
1.	20	Natalie Novosel	California	Raleigh Region Second Round at Notre Dame, Ind.	3/20/12
2.	18	Beth Morgan	Texas	East Region Second Round at Austin, Texas	3/17/97
3.	14	Ruth Riley	Purdue	National Championship Game at St. Louis, Mo.	4/1/01
4.	13	Michelle Marciniak	UCLA	Midwest Region First Round at Los Angeles, Calif.	3/18/92

FREE-THROW PERCENTAGE

Minimum 8 made

Rk.	No.	Player	Opponent	Game	Date
1.	1,000 (12-12)	Charel Allen	Oklahoma	Okla. City Region 2nd Rd at West Lafayette, Ind.	3/25/08
2.	1,000 (10-10)	Beth Morgan	Alabama	East Regional Semifinal at Columbia, S.C.	3/22/97
3.	1,000 (8-8)	Arike Ogunbowale	Purdue	Lexington Region 2nd Round at Notre Dame, Ind.	3/19/17
4.	1,000 (8-8)	Becca Bruszewski	Temple	Dayton Region 2nd Round at Salt Lake City, Utah	3/21/11
5.	1,000 (8-8)	Niele Ivey	Connecticut	National Semifinal at St. Louis, Mo.	3/30/01
6.	1,000 (8-8)	Katryna Gaither	Tennessee	National Semifinal at Cincinnati, Ohio	3/28/97
7.	1,000 (8-8)	Jackie Young	Villanova	Second Round in Notre Dame, Ind.	3/18/18

TEAM NCAA CHAMPIONSHIP RECORDS

MOST POINTS (GAME)

Rk.	No.	Opponent	Game	Date
1.	99	CSUN	First Round in Notre Dame, Ind.	3/16/18
2.	99	Ohio State	Lexington Regional Semifinal at Lexington, Ky.	3/24/17
3.	98	Alcorn State	Midwest Region First Round at Notre Dame, Ind.	3/17/01
4.	97	Tennessee-Martin	Norfolk Region First Round at Iowa City, Iowa	3/24/13
5.	95	George Washington	Midwest Region Second Round at Notre Dame, Ind.	3/19/00

MOST POINTS (ONE HALF)

Rk.	No.	Opponent	Game	Date
1.	56 (2nd)	Duke	Norfolk Regional Final at Norfolk, Va.	4/2/13
2.	55 (1st)	CSUN	First Round in Notre Dame, Ind.	3/16/18
3.	55 (2nd)	Alabama	East Regional Semifinal at Columbia, S.C.	3/22/97
4.	53 (2nd)	Kansas	Norfolk Regional Semifinal at Norfolk, Va.	3/31/13
5.	53 (2nd)	Connecticut	National Semifinal at St. Louis, Mo.	3/30/01

FEWEST POINTS (GAME)

Rk.	No.	Opponent	Game	Date
1.	47	Purdue	East Regional Semifinal at Dayton, Ohio	3/30/03
2.	49	Penn State	East Regional Semifinal at Hartford, Conn.	3/27/04
3.	50	Tennessee	Midwest Region Second Round at Knoxville, Tenn.	3/17/02
4.	51	North Carolina	Dallas Region Second Round at Pittsburgh, Pa.	3/20/07
5.	53	Connecticut	National Championship Game at Tampa, Fla.	4/7/15

FEWEST POINTS (ONE HALF)

Rk.	No.	Opponent	Game	Date
1.	17 (1st)	Mississippi State	National Championship Game in Columbus, Ohio	4/1/18
2.	18 (1st)	Purdue	East Regional Semifinal at Dayton, Ohio	3/30/03
3.	20 (2nd)	Connecticut	National Championship Game at Nashville, Tenn.	4/8/14
4.	22 (1st)	Penn State	East Regional Semifinal at Hartford, Conn.	3/27/04

REBOUNDS

Rk.	No.	Opponent	Game	Date
1.	62	Alcorn State	Midwest Region First Round at Notre Dame, Ind.	3/17/01
2.	54	George Washington	Midwest Region Second Round at Notre Dame, Ind.	3/19/00
3.	53	George Washington	East Regional Final at Columbia, S.C.	3/24/97
4.	52	Robert Morris	Lexington Region First Round at Notre Dame, Ind.	3/17/17

ASSISTS

Rk.	No.	Opponent	Game	Date
1.	29	North Carolina A&T	Lexington Regional First Round at Notre Dame, Ind.	3/19/16
2.	28	CSUN	First Round in Notre Dame, Ind.	3/16/18
3.	26	Tennessee-Martin	Norfolk Region First Round at Iowa City, Iowa	3/24/13

BLOCKS

Rk.	No.	Opponent	Game	Date
1.	11	Purdue	National Championship Game at St. Louis, Mo.	4/1/01
2.	10	Oklahoma State	Notre Dame Regional Semifinal at Notre Dame, Ind.	3/29/14
3.	9	Arizona State	Tempe Region Second Round at Fresno, Calif.	3/21/05
4.	9	Purdue	East Regional Semifinal at Dayton, Ohio	3/30/03

STEALS

Rk.	No.	Opponent	Game	Date
1.	20	Southwest Missouri State	Midwest Region First Round at Lubbock, Texas	3/13/98
2.	19	Vermont	Kansas City Region Second Round at Notre Dame, Ind.	3/23/10
3.	17	Arizona State	Tempe Region Second Round at Fresno, Calif.	3/21/05
4.	16	twice. MR vs. Arizona	East Region First Round at Manhattan, Kan.	3/23/03

FIELD-GOALS MADE

Rk.	No.	Opponent	Game	Date
1.	40	CSUN	First Round in Notre Dame, Ind.	3/16/18
2.	38	Robert Morris	Notre Dame Region First Round at Toledo, Ohio	3/22/14
3.	37	Texas A&M	Spokane Regional Semifinal	3/24/18
4.	36	Alcorn State	Midwest Region First Round at Notre Dame, Ind.	3/17/01

FIELD-GOALS ATTEMPTED

Rk.	No.	Opponent	Game	Date
1.	74	Connecticut	National Semifinal at New Orleans, La.	4/7/13
2.	73	CSUN	First Round in Notre Dame, Ind.	3/16/18
3.	72	Oregon	Spokane Regional Final	3/26/18
4.	72	Ohio State	Lexington Regional Semifinal at Lexington, Ky.	3/24/17
5.	72	Connecticut	National Semifinal at Denver, Colo.	4/1/12

FIELD-GOAL PERCENTAGE (MIN. 20 MADE)

Rk.	No.	Opponent	Game	Date
1.	636 (28-44)	San Diego	Midwest Region First Round at Notre Dame, Ind.	3/17/00
2.	623 (33-53)	Montana	Oklahoma City Region First Round at Notre Dame, Ind.	3/20/15
3.	594 (38-64)	Robert Morris	Notre Dame Region First Round at Toledo, Ohio	3/22/14
4.	593 (32-54)	Alabama	East Regional Semifinal at Columbia, S.C.	3/22/97
5.	586 (34-58)	North Carolina A&T	Lexington Regional First Round at Notre Dame, Ind.	3/19/16

3-POINT FIELD-GOALS MADE

Rk.	No.	Opponent	Game	Date
1.	12	Ohio State	Lexington Regional Semifinal at Lexington, Ky.	3/24/17
2.	10	Texas A&M	Spokane Regional Semifinal	3/24/18
3.	10	Robert Morris	Notre Dame Region First Round at Toledo, Ohio	3/22/14
4.	9	Duke	Norfolk Regional Final at Norfolk, Va.	4/2/13
5.	9	Oklahoma	Dayton Region Semifinal at Dayton, Ohio	3/26/11
6.	9	CSUN	First Round in Notre Dame, Ind.	3/16/18



3-POINT FIELD-GOALS ATTEMPTED

Rk.	No.	Opponent	Game	Date
1.	24	Ohio State	Lexington Regional Semifinal at Lexington, Ky.	3/24/17
2.	23	Southwest Missouri State	East Region First Round at Notre Dame, Ind.	3/21/04
3.	21	Stanford	Lexington Regional Final at Lexington, Ky.	3/26/17
4.	20	Texas Tech	Midwest Region Second Round at Lubbock, Texas	3/17/96

3-POINT FIELD-GOAL PERCENTAGE (MIN. 5 MADE)

Rk.	No.	Opponent	Game	Date
1.	.750 (8-12)	Alabama	East Regional Semifinal at Columbia, S.C.	3/22/97
2.	.727 (8-11)	Connecticut	National Semifinal at St. Louis, Mo.	3/30/01
3.	.714 (5-7)	Baylor	Oklahoma City Regional Final at Oklahoma City, Okla.	3/29/15

FREE-THROWS MADE

Rk.	No.	Opponent	Game	Date
1.	33	George Washington	Mideast Region Second Round at Notre Dame, Ind.	3/19/00
2.	30	Baylor	Notre Dame Regional Final at Notre Dame, Ind.	3/31/14
3.	28	Connecticut	National Semifinal at St. Louis, Mo.	3/30/01
4.	26	California	Raleigh Region Second Round at Notre Dame, Ind.	3/20/12

FREE-THROWS ATTEMPTED

Rk.	No.	Opponent	Game	Date
1.	45	George Washington	Mideast Region Second Round at Notre Dame, Ind.	3/19/00
2.	36	Connecticut	National Semifinal at St. Louis, Mo.	3/30/01
3.	36	San Diego	Mideast Region First Round at Notre Dame, Ind.	3/17/00
4.	33	twice. MR: vs. Baylor	Notre Dame Regional Final at Notre Dame, Ind.	3/31/14

FREE-THROW PERCENTAGE (MIN. 15 MADE)

Rk.	No.	Opponent	Game	Date
1.	.950 (19-20)	Ohio State	Lexington Regional Semifinal at Lexington, Ky.	3/24/17
2.	.950 (19-20)	Tennessee-Martin	Norfolk Region First Round at Iowa City, Iowa	3/24/13
3.	.917 (22-24)	Oklahoma	Okla. City Region 2nd Round at West Lafayette, Ind.	3/25/08
4.	.909 (30-33)	Baylor	Notre Dame Regional Final at Notre Dame, Ind.	3/31/14

OPPONENT NCAA CHAMPIONSHIP RECORDS

MOST POINTS (INDIVIDUAL)

- 37. Heather Butler (UT-Martin). Norfolk Region First Round at Iowa City, Iowa. 3/24/13.

MOST POINTS (TEAM, GAME)

- 92. UCLA. Midwest Region First Round at Los Angeles, Calif. 3/18/92.

MOST POINTS (TEAM, ONE HALF)

- 56 (2nd). UCLA. Midwest Region First Round at Los Angeles, Calif. 3/18/92.

FEWEST POINTS (TEAM, GAME)

- 35. St. Bonaventure. Raleigh Regional Semifinal at Raleigh, N.C. 3/25/12.

FEWEST POINTS (TEAM, ONE HALF)

- 11. New Mexico. Midwest Region First Round at Knoxville, Tenn. 3/17/02.

MOST REBOUNDS (INDIVIDUAL)

- 17, 2x: Kelly Schumacher (Connecticut). National Semifinal at St. Louis, Mo. 3/30/01 ; Teaira McCowan (Mississippi State), National Championship Game in Columbus, Ohio, 4/1/18

MOST REBOUNDS (TEAM)

- 64. UCLA. Midwest Region First Round at Los Angeles, Calif. 3/18/92.

MOST ASSISTS (INDIVIDUAL)

- 13 twice. MR: by Angel Goodrich (Kansas). Norfolk Regional Semifinal at Norfolk, Va. 3/31/13

MOST ASSISTS (TEAM)

- 25. Connecticut. National Championship Game at Nashville, Tenn. 4/8/14.

MOST BLOCKS (INDIVIDUAL)

- 6. Tajama Abraham (George Washington). East Regional Final at Columbia, S.C. 3/24/97.

MOST BLOCKS (TEAM)

- 9. North Carolina. Dallas Region Second Round at Pittsburgh, Pa. 3/20/07

MOST STEALS (INDIVIDUAL)

- 7 twice. MR: Kala Green (NC A&T). Lexington Region First Round. 3/19/16.

MOST STEALS (TEAM)

- 17. George Washington. Mideast Region Second Round at Notre Dame, Ind. 3/19/00.

MOST FIELD GOALS MADE (INDIVIDUAL)

- 14. Maya Moore (Connecticut). National Semifinal at Indianapolis, Ind. 4/3/11.

MOST FIELD GOALS MADE (TEAM)

- 38: Connecticut, National Semifinal in Columbus, Ohio, 3/30/18

FEWEST FIELD-GOALS MADE (TEAM)

- 9. St. Bonaventure. Raleigh Regional Semifinal at Raleigh, N.C. 3/25/12

MOST FIELD-GOALS ATTEMPTED (INDIVIDUAL)

- 30. Maya Moore (Connecticut). National Semifinal at Indianapolis, Ind. 4/3/11.

MOST FIELD-GOALS ATTEMPTED (TEAM)

- 83. UCLA. Midwest Region First Round at Los Angeles, Calif. 3/18/92.

FEWEST FIELD-GOALS ATTEMPTED (TEAM)

- 42. Liberty. Raleigh Region First Round at Notre Dame, Ind. 3/18/12.

HIGHEST FIELD-GOAL PCT. (INDIVIDUAL)

Minimum 6 made)

- .900 (9-10). Nicole Griffin (Oklahoma). Dayton Regional Semifinal at Dayton, Ohio. 3/26/11.

HIGHEST FIELD-GOAL PERCENTAGE (TEAM)

Minimum 20 made

- .559 (33-59). Stanford. Lexington Region Semifinal at Lexington, Ky. 3/25/16

LOWEST FIELD-GOAL PERCENTAGE (TEAM)

- .188 (9–48). St. Bonaventure. Raleigh Regional Semifinal at Raleigh, N.C. 3/25/12.

MOST 3-POINT FIELD GOALS MADE (INDIVIDUAL)

- 8: Destiny Brooks (CSUN), First Round at Notre Dame, Ind., 3/16/18

MOST 3-POINT FIELD GOALS MADE (TEAM)

- 12: Stanford. Lexington Regional Final at Lexington, Ky. 3/26/17.

FEWEST 3-POINT FIELD GOALS MADE (TEAM)

- 0 twice. MR: by Iowa. Norfolk Region Second Round at Iowa City, Iowa. 3/26/13.

MOST 3-POINT FIELD GOALS ATTEMPTED (INDIVIDUAL)

- 17: Laurie Koehn (Kansas State). East Region Second Round at Manhattan, Kan. 3/25/03.

MOST 3-POINT FIELD GOALS ATTEMPTED (TEAM)

- 41: Alcorn State. Midwest Region First Round at Notre Dame, Ind. 3/17/01.

FEWEST 3-POINT FIELD GOALS ATTEMPTED (TEAM)

- 5: UCLA. Midwest Region First Round at Los Angeles, Calif. 3/18/92.

HIGHEST 3-POINT FIELD GOAL PERCENTAGE (IND.)

Minimum 4 made)

- .615 (8–13) Destiny Brooks (CSUN) First Round at Notre Dame, Ind., 3/16/18

HIGHEST 3-POINT FIELD GOAL PERCENTAGE (TEAM)

Minimum 5 made

- .615 (8–13). Temple. Dayton Region 2nd Round at Salt Lake City, Utah. 3/21/11.

LOWEST 3-POINT FIELD GOAL PERCENTAGE (TEAM)

- .000 (0–8). Maryland. Raleigh Regional Final at Raleigh, N.C. 3/27/12.

MOST FREE-THROWS MADE (INDIVIDUAL)

- 12: Candace Parker (Tennessee). Okla. City Regional Semifinal at Oklahoma City, Okla. 3/30/08.

MOST FREE-THROWS MADE (TEAM)

- 29: Boston College. Albuquerque Region 1st Rd at West Lafayette, Ind. 3/19/06.

FEWEST FREE-THROWS MADE (TEAM)

- 2: CSUN, First Round at Notre Dame, Ind., 3/16/18

MOST FREE-THROWS ATTEMPTED (INDIVIDUAL)

- 17: Candace Parker (Tennessee). Okla. City Regional Semifinal at Oklahoma City, Okla. 3/30/08.

MOST FREE-THROWS ATTEMPTED (TEAM)

- 36: Boston College. Albuquerque Region 1st Rd at West Lafayette, Ind. 3/19/06.

FEWEST FREE-THROWS ATTEMPTED (TEAM)

- 3: CSUN, First Round at Notre Dame, Ind., 3/16/18

HIGHEST FREE-THROW PCT. (INDIVIDUAL)

Minimum 6 made

- 1.000 (8–8). Adrianne Thomas (Arizona State). Notre Dame Region 2nd Round at Toledo, Ohio. 3/24/14

HIGHEST FREE-THROW PERCENTAGE (TEAM)

Minimum 15 made

- .905 (19–21). Connecticut. National Semifinal at New Orleans, La. 4/7/13.

LOWEST FREE-THROW PERCENTAGE (TEAM)

- .300 (3–10). George Washington. East Regional Final at Columbia, S.C. 3/24/97.



ALL-TIME RECORD BY OPPONENT

ADRIAN

Adrian leads 1-0

Home: 0-0, Away: 0-0, Neutral: 0-1

Date	Site		Score
3/7/80	Upland, Ind. *	L	59-73

* AIAW Midwest Regional

AKRON

Notre Dame leads 1-0

Home: 1-0, Away: 0-0, Neutral: 0-0

Date	Site		Score
11/11/11	Notre Dame, Ind. *	W	81-61

* Preseason WNIT (First Round)

ALABAMA

Alabama leads 3-1

Home: 0-1, Away: 0-1, Neutral: 1-1

1/16/83	Notre Dame, Ind.	L	56-71
2/13/85	Tuscaloosa, Ala.	L	62-67
12/3/94	Irvine, Calif. *	L	87-105
3/22/97	Columbia, S.C. †	W	87-71

* UCI/Newport Beach Marriott Classic

† NCAA Championship (Regional Semifinal)

ALABAMA A&M

Notre Dame leads 1-0

Home: 0-0, Away: 0-0, Neutral: 1-0

12/19/12	Las Vegas, Nev. *	W	100-39
----------	-------------------	---	--------

* World Vision Classic

ALASKA-ANCHORAGE

Notre Dame leads 1-0

Home: 0-0, Away: 1-0, Neutral: 0-0

3/20/81	Anchorage, Alaska *	W	59-58
---------	---------------------	---	-------

* Northern Lights Tournament

ALCORN STATE

Notre Dame leads 1-0

Home: 1-0, Away: 0-0, Neutral: 0-0

3/17/01	Notre Dame, Ind. *	W	98-49
---------	--------------------	---	-------

* NCAA Championship (First Round)

ARIZONA

Notre Dame leads 3-1

Home: 1-0, Away: 0-1, Neutral: 2-0

Date	Site		Score
12/3/88	Charlottesville, Va. *	W (ot)	85-81
11/20/00	Notre Dame, Ind.	W	95-65
11/24/01	Tucson, Ariz.	L	70-72
3/23/03	Manhattan, Kan. ^	W	59-47

* Investors Women's Classic

^ NCAA Championship (First Round)

ARIZONA STATE

Series tied 2-2

Home: 0-0, Away: 1-1, Neutral: 1-1

Date	Site		Score
1/27/83	Tempe, Ariz.	L	57-82
12/7/02	Tempe, Ariz. *	W	81-52
3/21/05	Fresno, Calif. ^	L	61-70
3/24/14	Toledo, Ohio ^	W	84-67

* AstraZeneca Hoops for the Cure Classic II

^ NCAA Championship (Second Round)

ARKANSAS-PINE BLUFF

Notre Dame leads 1-0

Home: 1-0, Away: 0-0, Neutral: 0-0

Date	Site		Score
11/15/09	Notre Dame, Ind.	W	102-57

ARKANSAS STATE

Notre Dame leads 1-0

Home: 0-0, Away: 0-0, Neutral: 1-0

Date	Site		Score
12/17/05	Las Vegas, Nev. *	W	77-54

* Duel in the Desert

ARMY

Notre Dame leads 1-0

Home: 1-0, Away: 0-0, Neutral: 0-0

11/26/01	Notre Dame, Ind.	W	89-57
----------	------------------	---	-------

AUBURN

Notre Dame leads 1-0

Home: 0-0, Away: 0-0, Neutral: 1-0

Date	Site		Score
11/14/03	Boulder, Colo. *	W	77-64

* WBCA Classic

AUGUSTANA

Notre Dame leads 1-0

Home: 1-0, Away: 0-0, Neutral: 0-0

Date	Site		Score
1/13/83	Notre Dame, Ind.	W	87-66

BALL STATE

Ball State leads 2-1

Home: 1-0, Away: 0-1, Neutral: 0-1

Date	Site		Score
2/11/81	Muncie, Ind.	L	61-79
3/6/81	Bloomington, Ind. *	L	69-76
1/28/82	Notre Dame, Ind.	W	60-57

* AIAW State Tournament

BAYLOR

Baylor leads 4-2

Home: 1-1, Away: 0-2, Neutral: 1-1

Date	Site		Score
12/11/10	Waco, Texas	L	65-76
11/20/11	Waco, Texas *	L	81-94
4/3/12	Denver, Colo. †	L	61-80
12/5/12	Notre Dame, Ind.	L	61-73
3/31/14	Notre Dame, Ind. ^	W	88-69
3/29/15	Oklahoma City, Okla. ^	W	77-68

* Preseason WNIT (Championship)
! NCAA Championship (National Championship)
^ NCAA Championship (Regional Final)

BOSTON COLLEGE

Notre Dame leads 22-5

Home: 13-0, Away: 9-4, Neutral: 0-1

Date	Site		Score
12/30/83	Chestnut Hill, Mass. *	L	55-59
1/6/96	Notre Dame, Ind.	W	80-51
1/7/97	Chestnut Hill, Mass.	W	61-57
2/12/97	Notre Dame, Ind.	W	91-64
1/17/98	Chestnut Hill, Mass.	L	76-78
12/30/98	Chestnut Hill, Mass.	L	65-78
2/3/99	Notre Dame, Ind.	W	74-59
2/5/00	Notre Dame, Ind.	W	72-59
2/3/01	Chestnut Hill, Mass.	W	81-65
2/10/02	Notre Dame, Ind.	W	60-44
1/29/03	Chestnut Hill, Mass.	L	48-76
1/31/04	Notre Dame, Ind.	W	52-50
2/2/05	Notre Dame, Ind.	W	64-57
2/15/05	Chestnut Hill, Mass.	W	54-47
3/19/06	West Lafayette, Ind. #	L	61-78
11/24/07	Notre Dame, Ind.	W	88-58
11/23/08	Chestnut Hill, Mass.	W	102-54
1/9/14	Notre Dame, Ind.	W	95-53
2/13/14	Chestnut Hill, Mass.	W	82-61
1/11/15	Notre Dame, Ind.	W	104-58
2/8/15	Chestnut Hill, Mass.	W	89-56
1/14/16	Chestnut Hill, Mass.	W	63-50
2/27/16	Notre Dame, Ind.	W	70-58
1/19/17	Chestnut Hill, Mass.	W	80-69
2/23/17	Notre Dame, Ind.	W	82-45
1/14/18	Notre Dame, Ind.	W	89-60
2/18/18	Chestnut Hill, Mass.	W	89-55

* Nike Christmas Classic

NCAA Championship (First Round)

BOSTON UNIVERSITY

Boston University leads 1-0

Home: 0-1, Away: 0-0, Neutral: 0-0

Date	Site		Score
1/19/86	Notre Dame, Ind.	L	72-74

BOWLING GREEN

Notre Dame leads 4-0

Home: 2-0, Away: 2-0, Neutral: 0-0

Date	Site		Score
11/26/95	Notre Dame, Ind.	W	92-67
11/23/96	Bowling Green, Ohio	W	85-70
11/13/06	Notre Dame, Ind.	W (ot)	85-81
12/5/07	Bowling Green, Ohio	W (ot)	86-84

BRADLEY

Notre Dame leads 1-0

Home: 0-0, Away: 1-0, Neutral: 0-0

Date	Site		Score
2/18/83	Peoria, Ill.	W	68-57

BRIGHAM YOUNG

Notre Dame leads 1-0

Home: 0-0, Away: 0-0, Neutral: 1-0

Date	Site		Score
12/5/87	Green Bay, Wis. *	W	81-69

* Phoenix Classic

BROWN

Notre Dame leads 1-0

Home: 0-0, Away: 1-0, Neutral: 0-0

Date	Site		Score
12/5/93	Providence, R.I. *	W	58-54

* Brown PowerBar Tournament

BUCKNELL

Bucknell leads 1-0

Home: 1-0, Away: 0-0, Neutral: 0-0

Date	Site		Score
11/15/16	Notre Dame, Ind.	W	85-54

BUTLER

Notre Dame leads 20-6

Home: 11-3, Away: 7-3, Neutral: 2-0

Date	Site		Score
12/1/80	Notre Dame, Ind.	L	51-60
12/10/81	Indianapolis, Ind.	L	58-67
12/2/82	Notre Dame, Ind.	W	80-73
1/30/85	Indianapolis, Ind.	W	79-40
2/28/85	Notre Dame, Ind.	W	99-36
1/29/86	Indianapolis, Ind.	W	91-40
2/26/86	Notre Dame, Ind.	W	77-48
1/21/89	Indianapolis, Ind.	W	61-40
3/5/89	Notre Dame, Ind.	W	88-65
1/9/90	Notre Dame, Ind.	W	74-59
2/13/90	Indianapolis, Ind.	W	59-46
3/10/90	Dayton, Ohio *	W	67-66
1/7/91	Indianapolis, Ind.	W	80-64
2/12/91	Notre Dame, Ind.	W	94-62
3/9/91	Dayton, Ohio *	W	62-52
1/23/92	Indianapolis, Ind.	L	63-77
2/22/92	Notre Dame, Ind.	W	79-70
1/30/93	Indianapolis, Ind.	L	70-82
3/4/93	Notre Dame, Ind.	L	69-80
1/22/94	Notre Dame, Ind.	L	62-65
2/10/94	Indianapolis, Ind.	W	82-80
2/10/95	Notre Dame, Ind.	W	68-56
11/18/97	Notre Dame, Ind.	W	71-65
11/18/98	Indianapolis, Ind.	W	71-60
12/1/99	Notre Dame, Ind.	W	77-57
11/28/10	Notre Dame, Ind. #	W	85-54

* MCC Tournament

WBCA Classic

CALIFORNIA

Notre Dame leads 2-0

Home: 1-0, Away: 0-0, Neutral: 1-0

Date	Site		Score
3/18/07	Pittsburgh, Pa. *	W	62-59
3/20/12	Notre Dame, Ind. **	W	73-62

* NCAA Championship (First Round)

** NCAA Championship (Second Round)

CANISIUS

Notre Dame leads 1-0

Home: 1-0, Away: 0-0, Neutral: 0-0

Date	Site		Score
11/27/07	Notre Dame, Ind.	W	93-47



HISTORY

CEDARVILLE

Notre Dame leads 1-0
Home: 0-0, Away: 0-0, Neutral: 1-0

Date	Site	Score
12/1/79	Upland, Ind. *	W 73-60

* Taylor Invitational

CENTRAL FLORIDA (UCF)

Notre Dame leads 3-0
Home: 1-0, Away: 2-0, Neutral: 0-0

Date	Site	Score
11/25/89	Orlando, Fla. *	W 81-61
12/29/09	Orlando, Fla.	W 85-52
12/20/11	Notre Dame, Ind.	W 90-38

* Rotary Classic

CENTRAL MICHIGAN

Notre Dame leads 5-1
Home: 3-1, Away: 2-0, Neutral: 0-0

Date	Site	Score
12/21/83	Notre Dame, Ind.	L 69-72
11/10/06	Notre Dame, Ind.	W 88-66
11/20/07	Mount Pleasant, Mich.	W 94-41
11/29/12	Mount Pleasant, Mich.	W 72-63
12/22/13	Notre Dame, Ind.	W 106-72
11/11/16	Notre Dame, Ind. *	W 107-47

* Preseason WNIT

CHARLOTTE

Notre Dame leads 2-0
Home: 0-0, Away: 2-0, Neutral: 0-0

Date	Site	Score
12/28/08	Charlotte, N.C.	W 68-61
12/20/09	Notre Dame, Ind.	W 90-31

CHATTANOOGA

Notre Dame leads 2-0
Home: 1-0, Away: 1-0, Neutral: 0-0

Date	Site	Score
11/21/14	Notre Dame, Ind.	W 88-53
12/27/16	Chattanooga, Tenn.	W 79-58

CHICAGO

Notre Dame leads 1-0
Home: 0-0, Away: 1-0, Neutral: 0-0

Date	Site	Score
1/24/80	Chicago, Ill.	W 70-61

CHICAGO STATE

Notre Dame leads 2-0
Home: 0-0, Away: 0-0, Neutral: 2-0

1/13/79	DeKalb, Ill. *	W 78-55
1/11/80	DeKalb, Ill. #	W 68-61

* Northern Illinois Tournament

Huskie Invitational

CINCINNATI

Notre Dame leads 9-0
Home: 5-0, Away: 4-0, Neutral: 0-0

Date	Site	Score
2/13/82	Notre Dame, Ind.	W 67-58

Date	Site	Score
2/25/06	Cincinnati, Ohio	W (ot) 75-66
1/10/07	Notre Dame, Ind.	W 81-70
2/2/08	Cincinnati, Ohio	W 73-41
1/31/09	Notre Dame, Ind.	W 66-50
2/9/10	Cincinnati, Ohio	W 66-50
2/26/11	Notre Dame, Ind.	W 66-48
1/14/12	Cincinnati, Ohio	W 76-50
2/2/13	Notre Dame, Ind.	W 64-42

CLARK

Notre Dame leads 1-0
Home: 1-0, Away: 0-0, Neutral: 0-0

Date	Site	Score
11/1/78	Notre Dame, Ind.	W 81-51

CLEMSON

Notre Dame leads 5-0
Home: 3-0, Away: 2-0, Neutral: 0-0

Date	Site	Score
1/5/14	Notre Dame, Ind.	W 71-51
1/24/15	Clemson, S.C.	W 74-36
2/25/16	Notre Dame, Ind.	W 71-52
2/16/17	Clemson, S.C.	W 84-80
1/21/18	Notre Dame, Ind.	W 90-37

CLEVELAND STATE

Notre Dame leads 6-0
Home: 4-0, Away: 2-0, Neutral: 0-0

Date	Site	Score
1/20/87	Notre Dame, Ind.	W 85-68
2/17/88	Cleveland, Ohio	W 87-69
1/9/95	Notre Dame, Ind.	W 90-66
2/16/95	Cleveland, Ohio	W (ot) 83-79
11/26/02	Notre Dame, Ind.	W 107-65
3/21/10	Notre Dame, Ind. *	W 86-58

* NCAA Championship (First Round)

COLORADO

Colorado leads 3-0
Home: 0-0, Away: 0-1, Neutral: 0-2

Date	Site	Score
12/6/86	Austin, Texas *	L 53-76
12/27/94	Seattle, Wash. #	L 70-91
11/15/03	Boulder, Colo. †	L (ot) 63-67

* Texas Classic

Seattle Times Husky Classic

† WBCA Classic

COLORADO STATE

Notre Dame leads 3-1
Home: 2-0, Away: 1-1, Neutral: 0-0

Date	Site	Score
11/21/01	Fort Collins, Colo.	L 66-72
12/23/02	Notre Dame, Ind.	W 46-45
12/29/03	Fort Collins, Colo.	W 63-59
11/22/04	Notre Dame, Ind.	W 69-47

CONCORDIA

Notre Dame leads 1-0
Home: 1-0, Away: 0-0, Neutral: 0-0

Date	Site	Score
12/6/80	Notre Dame, Ind.	W 82-51

CONNECTICUT

Connecticut leads 36-12

Home: 4-11, Away: 4-20, Neutral: 4-5

Date	Site		Score
1/18/96	Notre Dame, Ind.	L	64-87
2/24/96	Storrs, Conn.	L	79-86
3/5/96	Storrs, Conn. *	L	54-71
2/9/97	Storrs, Conn.	L	49-72
3/4/97	Storrs, Conn. *	L	77-86
12/16/97	Notre Dame, Ind.	L	59-78
2/21/98	Storrs, Conn.	L	61-73
3/2/98	Piscataway, N.J. *	L	53-73
12/8/98	Notre Dame, Ind.	L	81-106
3/2/99	Piscataway, N.J. *	L	75-96
2/26/00	Hartford, Conn.	L	59-77
1/15/01	Notre Dame, Ind.	W	92-76
3/6/01	Storrs, Conn. *	L	76-78
3/30/01	St. Louis, Mo. #	W	90-75
1/21/02	Hartford, Conn.	L	53-80
1/20/03	Notre Dame, Ind.	L	52-73
2/23/03	Storrs, Conn.	L	59-77
1/13/04	Notre Dame, Ind.	W	66-51
1/12/05	Notre Dame, Ind.	L	50-67
1/30/05	Storrs, Conn.	W	65-59
3/7/05	Hartford, Conn. *	L	54-67
2/19/06	Notre Dame, Ind.	L	64-79
3/5/06	Hartford, Conn. *	L	60-71
1/27/07	Storrs, Conn.	L	47-64
1/27/08	Notre Dame, Ind.	L	64-81
2/22/09	Hartford, Conn.	L	66-76
1/16/10	Storrs, Conn.	L	46-70
3/1/10	Notre Dame, Ind.	L	51-76
3/8/10	Hartford, Conn. *	L	44-59
1/8/11	Notre Dame, Ind.	L	76-79
2/19/11	Storrs, Conn.	L	57-78
3/8/11	Hartford, Conn. *	L	64-73
4/3/11	Indianapolis, Ind. #	W	72-63
1/7/12	Notre Dame, Ind.	W (ot)	74-67
2/27/12	Hartford, Conn.	W	72-59
3/6/12	Hartford, Conn. *	L	54-63
4/1/12	Denver, Colo. #	W (ot)	83-75
1/5/13	Storrs, Conn.	W	73-72
3/4/13	Notre Dame, Ind.	W (3ot)	96-87
3/12/13	Hartford, Conn. *	W	61-59
4/7/13	New Orleans, La. #	L	65-83
4/8/14	Nashville, Tenn. %	L	58-79
12/16/14	Notre Dame, Ind. ^	L	58-76
4/7/15	Tampa, Fla. %	L	53-63
12/5/15	Storrs, Conn. ^	L	81-91
12/7/16	Notre Dame, Ind.	L	61-72
12/3/17	Hartford, Conn. ^	L	71-80
3/30/18	Columbus, Ohio #	W	91-89 (OT)

* BIG EAST Tournament

NCAA Championship (National Semifinal)

% NCAA Championship (National Championship)

^ Jimmy V Women's Classic

CREIGHTON

Notre Dame leads 3-0

Home: 1-0, Away: 1-0, Neutral: 1-0

Date	Site		Score
1/9/82	Minneapolis, Minn. *	W	69-48
12/11/10	Notre Dame, Ind.	W	91-54
12/4/11	Omaha, Neb.	W	76-48

* Saint Catherine's Tournament

CSUN

Notre Dame leads 1-0

Home: 1-0, Away: 0-0, Neutral: 0-0

Date	Site		Score
3/16/18	Notre Dame, Ind. *	W	99-81

* NCAA 1st & 2nd Rounds (First)

DAVIDSON

Notre Dame leads 1-0

Home: 0-0, Away: 0-0, Neutral: 1-0

Date	Site		Score
1/4/81	Charlotte, N.C.	W	85-37

DAYTON

Notre Dame leads 22-6

Home: 10-3, Away: 11-3, Neutral: 1-0

Date	Site		Score
3/6/83	Notre Dame, Ind.	W (ot)	68-64
3/3/84	Dayton, Ohio	W	63-57
2/5/85	Dayton, Ohio	W	81-66
3/6/85	Notre Dame, Ind.	W	72-57
2/5/86	Notre Dame, Ind.	L	58-61
3/8/86	Dayton, Ohio	W	66-62
1/28/87	Notre Dame, Ind.	L	54-55
3/7/87	Dayton, Ohio	W	59-48
2/13/88	Notre Dame, Ind.	W	60-58
3/12/88	Dayton, Ohio	W	77-64
1/28/89	Notre Dame, Ind.	W	72-57
2/23/89	Dayton, Ohio	L	55-67
1/23/90	Dayton, Ohio	W	85-60
3/1/90	Notre Dame, Ind.	W	76-47
3/9/90	Dayton, Ohio *	W	67-59
1/21/91	Notre Dame, Ind.	W	79-49
2/28/91	Dayton, Ohio	L	76-79
3/8/91	Dayton, Ohio *	W	81-61
1/9/92	Notre Dame, Ind.	W (2ot)	76-70
2/8/92	Dayton, Ohio	L	62-63
3/12/92	Cincinnati, Ohio *	W	74-55
1/7/93	Dayton, Ohio	W	72-60
2/13/93	Notre Dame, Ind.	W	92-80
3/8/93	Notre Dame, Ind. *	L	74-78
1/4/94	Dayton, Ohio	W	63-55
1/2/95	Notre Dame, Ind.	W	80-63
12/13/03	Notre Dame, Ind.	W	78-41
12/9/04	Dayton, Ohio	W	65-39

* MCC Tournament

DELAWARE

Delaware leads 1-0

Home: 0-0, Away: 0-0, Neutral: 0-1

Date	Site		Score
12/20/80	Philadelphia, Pa. *	L	56-70

* Penn Holiday Tournament

DENVER

Notre Dame leads 1-0

Home: 0-0, Away: 0-0, Neutral: 1-0

Date	Site		Score
11/27/16	Freeport, Bahamas	W	94-52

DEPAUL

Notre Dame leads 25-19

Home: 14-6, Away: 9-11, Neutral: 2-2



HISTORY

Date	Site	Score
1/30/79	Chicago, Ill.	L 53-82
2/27/82	Notre Dame, Ind.	L 55-60
2/27/83	Chicago, Ill.	W 52-50
1/21/84	Chicago, Ill.	L 46-62
1/30/84	Notre Dame, Ind.	W 78-62
1/27/85	Chicago, Ill.	L 64-72
2/24/85	Notre Dame, Ind.	W 68-57
1/26/86	Notre Dame, Ind.	W 55-53
2/23/86	Chicago, Ill.	W 73-58
1/18/87	Notre Dame, Ind.	L 68-80
2/21/87	Chicago, Ill.	W 53-44
1/20/88	Chicago, Ill.	L 77-80
2/28/88	Notre Dame, Ind.	L 68-69
1/24/89	Chicago, Ill.	L 62-83
3/24/89	Amarillo, Texas *	L 69-77
1/27/90	Notre Dame, Ind.	L 64-71
1/11/91	Chicago, Ill.	W 81-66
2/11/92	Notre Dame, Ind.	L 49-62
1/25/93	Chicago, Ill.	L 55-71
1/11/94	Notre Dame, Ind.	W 77-63
1/16/95	Chicago, Ill.	L 87-96
12/31/01	Notre Dame, Ind.	W 79-50
12/11/02	Chicago, Ill.	L 59-75
1/17/06	Notre Dame, Ind.	W 78-75
2/12/06	Chicago, Ill.	L 50-79
2/11/07	Notre Dame, Ind.	W 78-70
2/26/07	Chicago, Ill.	L 73-87
3/3/07	Hartford, Conn. #	L 71-76
1/22/08	Notre Dame, Ind.	L 80-81
2/24/08	Chicago, Ill.	W 66-64
1/6/09	Chicago, Ill.	W 86-62
2/8/09	Notre Dame, Ind.	W 62-59
2/14/10	Notre Dame, Ind.	W 90-66
2/28/11	Chicago, Ill.	L 69-70
3/7/11	Hartford, Conn. #	W 71-67
2/5/12	Notre Dame, Ind.	W 90-70
3/4/12	Hartford, Conn. #	W 69-54
2/24/13	Chicago, Ill.	W 84-56
11/26/13	Notre Dame, Ind.	W 92-76
12/10/14	Chicago, Ill.	W (ot) 94-93
3/22/15	Notre Dame, Ind. +	W 79-67
12/9/19	Notre Dame, Ind.	W 95-90
12/10/16	Chicago, Ill.	W 75-61
12/17/17	Notre Dame, Ind.	W 91-82

* NWIT

BIG EAST Tournament

+ NCAA Championship (Second Round)

DETROIT

Notre Dame leads 2-2

Home: 12-0, Away: 9-2, Neutral: 1-0

Date	Site	Score
1/21/83	Notre Dame, Ind.	W 78-61
2/14/84	Notre Dame, Ind.	W 72-67
2/18/84	Detroit, Mich.	L 80-85
1/19/85	Detroit, Mich.	W 76-62
2/17/85	Notre Dame, Ind.	W 66-53
1/17/86	Notre Dame, Ind.	W 72-58
2/15/86	Detroit, Mich.	W 67-56
2/11/87	Detroit, Mich.	L 86-94
2/11/88	Notre Dame, Ind.	W 79-51
1/19/89	Notre Dame, Ind.	W 76-67
2/2/89	Detroit, Mich.	W 71-57
2/15/90	Notre Dame, Ind.	W 99-58
3/6/90	Detroit, Mich.	W 86-72
1/3/91	Notre Dame, Ind.	W 87-53
2/14/91	Detroit, Mich.	W 87-62

Date	Site	Score
1/29/92	Detroit, Mich.	W 86-70
2/20/92	Notre Dame, Ind.	W 66-58
3/13/92	Cincinnati, Ohio *	W 85-44
1/14/93	Notre Dame, Ind.	W 80-55
2/20/93	Detroit, Mich.	W 68-55
1/29/94	Notre Dame, Ind.	W 80-67
2/24/94	Detroit, Mich.	W 87-76
1/14/95	Detroit, Mich.	W 67-65
2/25/95	Notre Dame, Ind.	W 83-62

* MCC Tournament

DUKE

Notre Dame leads 16-1

Home: 5-0, Away: 4-1, Neutral: 7-0

Date	Site	Score
3/22/86	Amarillo, Texas *	W 74-67
2/6/88	Durham, N.C.	W 78-66
11/22/97	Durham, N.C.	L 62-80
11/21/98	Notre Dame, Ind.	W 84-57
11/17/04	Notre Dame, Ind. ^	W 76-65
11/26/11	Freeport, Bahamas !	W 56-54
4/2/13	Norfolk, Va. &	W 87-76
2/2/14	Durham, N.C.	W 88-67
2/23/14	Notre Dame, Ind.	W 81-70
3/9/14	Greensboro, N.C. #	W 69-53
2/16/15	Notre Dame, Ind.	W 63-50
3/7/15	Greensboro, N.C. #	W 55-49
2/1/16	Durham, N.C.	W 68-61
3/4/16	Greensboro, N.C. #	W 83-54
1/26/17	Notre Dame, Ind.	W 62-58
3/5/17	Myrtle Beach, S.C. #	W 84-61
2/4/18	Durham, N.C.	W 72-54

* NWIT

^ Preseason WNIT (Semifinal)

! Junkanoo Jam

& NCAA Championship (Regional Final)

ACC Tournament

DUQUESNE

Notre Dame leads 3-0

Home: 1-0, Away: 1-0, Neutral: 1-0

Date	Site	Score
2/6/93	Notre Dame, Ind.	W 95-67
3/1/93	Pittsburgh, Pa.	W 91-63
12/1/13	Toronto, Ontario	W 100-61

EAST CAROLINA

Notre Dame leads 2-0

Home: 1-0, Away: 1-0, Neutral: 0-0

Date	Site	Score
12/30/82	Notre Dame, Ind.	W 52-50
1/5/84	Greenville, N.C.	W 66-50

EASTERN MICHIGAN

Notre Dame leads 4-0

Home: 2-0, Away: 2-0, Neutral: 0-0

Date	Site	Score
12/15/82	Notre Dame, Ind.	W 75-58
11/30/84	Ypsilanti, Mich.	W 70-59
12/2/08	Ypsilanti, Mich.	W 83-63
12/2/09	Notre Dame, Ind.	W 69-59

ETSU

Notre Dame leads 1-0

Home: 0-0, Away: 0-0, Neutral: 1-0

Date	Site	Score
11/24/17	Estero, Fla.*	W 77-46

* Gulf Coast Showcase

EVANSVILLE

Notre Dame leads 19-1

Home: 10-0, Away: 8-1, Neutral: 1-0

Date	Site	Score
1/27/84	Notre Dame, Ind.	W 77-56
3/10/84	Evansville, Ind.	W 80-68
2/1/85	Notre Dame, Ind.	W 74-53
3/3/85	Evansville, Ind.	W 72-70
2/2/86	Evansville, Ind.	W 76-55
2/28/86	Notre Dame, Ind.	W 73-57
1/12/89	Evansville, Ind.	W 75-65
2/9/89	Notre Dame, Ind.	W 71-55
3/10/89	Dayton, Ohio *	W 75-66
1/29/90	Notre Dame, Ind.	W 79-45
2/3/90	Evansville, Ind.	W 70-58
11/26/90	Notre Dame, Ind.	W 83-65
2/2/91	Evansville, Ind.	W 73-56
2/13/92	Notre Dame, Ind.	W 78-62
2/24/92	Evansville, Ind.	W 79-65
1/28/93	Evansville, Ind.	L 69-73
3/6/93	Notre Dame, Ind.	W 74-62
1/20/94	Notre Dame, Ind.	W 93-48
2/12/94	Evansville, Ind.	W 89-62
11/19/08	Notre Dame, Ind.	W 96-61

* MCC Tournament

FAIRFIELD

Notre Dame leads 1-0

Home: 0-0, Away: 0-0, Neutral: 1-0

Date	Site	Score
12/28/87	Villanova, Pa. *	W 75-62

* Wildcat Tournament

FLORIDA INTERNATIONAL

Notre Dame leads 1-0

Home: 0-0, Away: 1-0, Neutral: 0-0

Date	Site	Score
12/19/99	Miami, Fla.	W 68-62

FLORIDA STATE

Notre Dame leads 8-0

Home: 2-0, Away: 3-0, Neutral: 3-0

Date	Site	Score
2/6/14	Tallahassee, Fla.	W 81-60
3/7/14	Greensboro, N.C. *	W 83-57
1/2/15	Notre Dame, Ind.	W 74-68
3/8/15	Greensboro, N.C. *	W 71-58
2/22/16	Tallahassee, Fla.	W 73-66
2/26/17	Notre Dame, Ind.	W 79-61
1/28/18	Tallahassee, Fla.	W 100-69
3/3/18	Greensboro, N.C. *	W 90-80

* ACC Tournament

FORDHAM

Notre Dame leads 2-0

Home: 2-0, Away: 0-0, Neutral: 0-0

Date	Site	Score
11/27/00	Notre Dame, Ind.	W 89-44

Date	Site	Score
11/14/16	Notre Dame, Ind. *	W 67-36

* Preseason WNIT

FRANKLIN

Franklin leads 1-0

Home: 0-0, Away: 0-0, Neutral: 0-1

Date	Site	Score
3/3/79	Terre Haute, Ind. *	L 64-69

* IIAIW Tournament

GEORGE WASHINGTON

Notre Dame leads 2-0

Home: 1-0, Away: 0-0, Neutral: 1-0

Date	Site	Score
3/24/97	Columbia, S.C. *	W 62-52
3/19/00	Notre Dame, Ind. †	W 95-60

* NCAA Championship (Regional Final)

† NCAA Championship (Second Round)

GEORGETOWN

Notre Dame leads 26-3

Home: 14-0, Away: 10-2, Neutral: 2-1

Date	Site	Score
1/6/83	Washington, D.C.	W 78-68
12/8/84	Notre Dame, Ind.	W 72-49
12/2/88	Charlottesville, Va. *	L 60-70
12/30/92	Notre Dame, Ind.	W (ot) 78-72
12/30/93	Washington, D.C.	W 83-62
1/21/96	Notre Dame, Ind.	W 92-61
2/10/96	Washington, D.C.	W 81-63
1/25/97	Notre Dame, Ind.	W 67-63
3/3/97	Storrs, Conn. †	W 83-43
1/6/98	Washington, D.C.	W 69-44
2/18/98	Notre Dame, Ind.	W 80-54
1/2/99	Washington, D.C.	W 93-61
1/8/00	Washington, D.C.	W 82-60
1/29/00	Notre Dame, Ind.	W 87-56
2/24/01	Notre Dame, Ind.	W 65-53
3/4/01	Storrs, Conn. †	W 89-33
2/23/02	Washington, D.C.	W 86-66
2/5/03	Notre Dame, Ind.	W 74-49
1/7/04	Washington, D.C.	L 73-76
2/4/04	Notre Dame, Ind.	W 66-52
2/12/05	Notre Dame, Ind.	W 72-58
1/21/06	Washington, D.C.	W 54-52
2/21/07	Notre Dame, Ind.	W 73-48
1/19/08	Washington, D.C.	W 104-86
1/10/09	Notre Dame, Ind.	W 84-63
2/20/10	Washington, D.C.	L 66-76
1/18/11	Notre Dame, Ind.	W 80-58
1/10/12	Washington, D.C.	W 80-60
1/15/13	Notre Dame, Ind.	W 79-64

* Investors Women's Classic

† BIG EAST Tournament

GEORGIA

Georgia leads 2-1

Home: 0-1, Away: 0-1, Neutral: 1-0

Date	Site	Score
12/8/91	Athens, Ga.	L (ot) 86-90
12/21/92	Notre Dame, Ind.	L 75-81
11/24/00	Madison, Wis. *	W 75-73

* Coaches vs. Cancer Challenge



HISTORY

GEORGIA SOUTHERN

Notre Dame leads 1-0
Home: 1-0, Away: 0-0, Neutral: 0-0

Date	Site		Score
11/25/08	Notre Dame, Ind.	W	85-36

GEORGIA TECH

Notre Dame leads 10-0
Home: 6-0, Away: 4-0, Neutral: 0-0

Date	Site		Score
11/30/96	Atlanta, Ga. *	W	76-69
2/17/14	Notre Dame, Ind.	W	87-72
1/22/15	Notre Dame, Ind.	W	89-76
2/19/15	Atlanta, Ga.	W	71-61
12/30/15	Notre Dame, Ind.	W	85-76
1/28/16	Atlanta, Ga.	W	54-42
1/2/17	Atlanta, Ga.	W	55-38
2/12/17	Notre Dame, Ind.	W	90-69
1/7/18	Atlanta, Ga.	W	77-54
2/11/18	Notre Dame, Ind.	W	85-69
* Comfort Inn Downtown Classic			

GONZAGA

Notre Dame leads 1-0
Home: 0-0, Away: 0-0, Neutral: 1-0

Date	Site		Score
12/29/10	Seattle, Wash. *	W	70-61

* State Farm Holiday Hoops Classic

GOSHEN

Notre Dame leads 6-0
Home: 2-0, Away: 2-0, Neutral: 2-0

Date	Site		Score
2/13/78	Goshen, Ind.	W	62-57
2/10/79	Notre Dame, Ind.	W	68-64
2/9/80	Goshen, Ind.	W	52-49
2/23/80	Angola, Ind. *	W	61-54
3/1/80	Notre Dame, Ind. #	W	80-66
2/5/81	Notre Dame, Ind.	W	86-44

* North District Tournament

Indiana Division III Tournament (at Saint Mary's)

GRACE

Notre Dame leads 2-0
Home: 1-0, Away: 0-0, Neutral: 1-0

Date	Site		Score
1/31/78	Notre Dame, Ind.	W	68-25
2/23/80	Angola, Ind. *	W	61-45

* North District Tournament

GREEN BAY

Notre Dame leads 2-1
Home: 1-0, Away: 1-1, Neutral: 0-0

Date	Site		Score
12/4/87	Green Bay, Wis. *	L	65-69
1/25/95	Green Bay, Wis.	W	67-56
11/17/16	Notre Dame, Ind. #	W	71-67

* Phoenix Classic

Preseason WNIT

GREENVILLE

Notre Dame leads 1-0
Home: 0-0, Away: 0-0, Neutral: 1-0

Date	Site		Score
3/6/80	Upland, Ind. *	W	55-51

* AIAW Midwest Regional

HARTFORD

Notre Dame leads 1-0
Home: 1-0, Away: 0-0, Neutral: 0-0

Date	Site		Score
11/17/11	Notre Dame, Ind. *	W	98-43

* Preseason WNIT (Semifinal)

HARVARD

Notre Dame leads 1-0
Home: 1-0, Away: 0-0, Neutral: 0-0

Date	Site		Score
11/24/14	Notre Dame, Ind. *	W	97-43

* Hall of Fame Women's Challenge

HAWAII

Hawaii leads 1-0
Home: 0-0, Away: 0-0, Neutral: 0-1

Date	Site		Score
3/22/81	Anchorage, Alaska *	L	55-61

* Northern Lights Tournament

HOLY CROSS

Notre Dame leads 1-0
Home: 1-0, Away: 0-0, Neutral: 0-0

Date	Site		Score
11/23/14	Notre Dame, Ind. *	W	104-29

* Hall of Fame Women's Challenge

HUNTINGTON

Notre Dame leads 4-0
Home: 0-0, Away: 2-0, Neutral: 2-0

Date	Site		Score
2/24/78	Rensselaer, Ind. *	W	62-52
12/9/78	Huntington, Ind. #	W	74-66
2/12/80	Huntington, Ind.	W	70-64
2/29/80	Notre Dame, Ind. %	W	52-46

* North District Tournament

Huntington Tournament

% Indiana State Tournament (at Saint Mary's)

IDAHO

Idaho leads 1-0
Home: 0-0, Away: 0-0, Neutral: 0-1

Date	Site		Score
3/21/86	Amarillo, Texas *	L (ot)	65-67

* NWIT

ILLINOIS

Illinois leads 4-1
Home: 1-1, Away: 0-3, Neutral: 0-0

Date	Site		Score
11/6/78	Champaign, Ill.	L	60-81
2/28/81	Notre Dame, Ind.	L	53-88
2/16/82	Champaign, Ill.	L	53-83



Date	Site	Score
11/24/98	Notre Dame, Ind.	W 101-92
11/27/99	Champaign, Ill.	L 67-77

ILLINOIS-CHICAGO

Notre Dame leads 9-2
Home: 4-1, Away: 5-1, Neutral: 0-0

Date	Site	Score
2/19/80	Chicago, Ill.	L 59-71
1/18/81	Notre Dame, Ind.	L 61-78
1/23/83	Chicago, Ill.	W 88-61
2/27/84	Chicago, Ill.	W 77-58
1/14/85	Notre Dame, Ind.	W 70-49
2/10/86	Chicago, Ill.	W 67-42
2/18/87	Notre Dame, Ind.	W 90-53
3/2/88	Chicago, Ill.	W 79-50
12/9/92	Chicago, Ill.	W 76-71
11/27/93	Notre Dame, Ind.	W 93-50
2/12/95	Notre Dame, Ind.	W 73-57

ILLINOIS-STATE

Notre Dame leads 2-1
Home: 1-1, Away: 1-0, Neutral: 0-0

Date	Site	Score
2/19/83	Normal, Ill.	W 48-47
2/8/84	Notre Dame, Ind.	L 59-61
11/12/04	Notre Dame, Ind. *	W 92-73

* Preseason WNIT (First Round)

INDIANA

Notre Dame leads 7-4
Home: 4-3, Away: 3-1, Neutral: 0-0

Date	Site	Score
3/9/83	Notre Dame, Ind.	W (ot) 63-61
12/9/86	Notre Dame, Ind.	L 71-80
12/21/87	Bloomington, Ind.	L 59-62
1/3/89	Notre Dame, Ind.	W 56-49
12/6/89	Bloomington, Ind.	W 75-67
12/6/90	Notre Dame, Ind.	L 76-79
11/24/95	Bloomington, Ind.	W 82-73
12/11/96	Notre Dame, Ind.	W 71-63
11/23/05	Bloomington, Ind.	W 74-61
12/3/06	Notre Dame, Ind.	L 51-54
3/21/16	Notre Dame, Ind. *	W 87-70

* NCAA Championship (Second Round)

INDIANA STATE

Notre Dame leads 1-0
Home: 1-0, Away: 0-0, Neutral: 0-0

Date	Site	Score
11/13/11	Notre Dame, Ind. *	W 99-34

* Preseason WNIT (Second Round)

INDIANA TECH

Notre Dame leads 1-0
Home: 0-0, Away: 1-0, Neutral: 0-0

Date	Site	Score
2/15/78	Fort Wayne, Ind.	W 68-51

IONA

Notre Dame leads 3-0
Home: 2-0, Away: 0-0, Neutral: 1-0

Date	Site	Score
12/19/80	Philadelphia, Pa. *	W 69-65
11/29/05	Notre Dame, Ind.	W 74-55
11/22/09	Notre Dame, Ind.	W 80-45

* Penn Holiday Tournament

IOWA

Notre Dame leads 3-0
Home: 0-0, Away: 3-0, Neutral: 0-0

Date	Site	Score
11/17/96	Iowa City, Iowa *	W 61-50
3/26/13	Iowa City, Iowa #	W 74-57
11/30/16	Iowa City, Iowa %	W 73-58

* Preseason WNIT (Second Round)

NCAA Championship (Second Round)

% ACC/Big Ten Challenge

IOWA STATE

Notre Dame leads 1-0
Home: 1-0, Away: 0-0, Neutral: 0-0

Date	Site	Score
2/6/83	Notre Dame, Ind.	W 69-58

IPFW

Notre Dame leads 4-0
Home: 3-0, Away: 1-0, Neutral: 0-0

Date	Site	Score
1/24/78	Notre Dame, Ind.	W 68-39
1/24/79	Fort Wayne, Ind.	W 49-41
12/21/02	Notre Dame, Ind.	W 82-54
12/8/09	Notre Dame, Ind.	W 96-60

IUPUI

Notre Dame leads 3-0
Home: 2-0, Away: 1-0, Neutral: 0-0

Date	Site	Score
12/16/06	Notre Dame, Ind.	W 75-65
12/21/07	Indianapolis, Ind.	W 67-44
11/26/10	Notre Dame, Ind. *	W 95-29

* WBCA Classic

JAMES MADISON

James Madison leads 2-0
Home: 0-0, Away: 0-0, Neutral: 0-2

Date	Site	Score
1/3/86	Coral Gables, Fla. *	L 51-53
12/29/88	Philadelphia, Pa. #	L 49-65

* Burger King Classic

Saint Joseph's Invitational

KANSAS

Notre Dame leads 2-0
Home: 0-0, Away: 0-0, Neutral: 2-0

Date	Site	Score
3/31/13	Norfolk, Va. *	W 93-63
11/30/14	Uncasville, Conn. #	W 89-47

* NCAA Championship (Regional Semifinal)

Hall of Fame Women's Challenge

KANSAS STATE



HISTORY

Notre Dame leads 2-0
Home: 0-0, Away: 1-2, Neutral: 1-0

Date	Site		Score
3/25/03	Manhattan, Kan. *	W	59-53
12/20/12	Las Vegas, Nev. #	W	87-57

* NCAA Championship (Second Round)

World Vision Classic

KENT STATE

Notre Dame leads 1-0
Home: 1-0, Away: 0-0, Neutral: 0-0

Date	Site		Score
11/15/96	Notre Dame, Ind. *	W	66-41

* Preseason WNIT (First Round)

KENTUCKY

Series tied 1-1
Home: 1-0, Away: 0-1, Neutral: 0-0

Date	Site		Score
11/21/10	Lexington, Ky.	L	76-81
12/18/11	Notre Dame, Ind.	W	92-83

LA SALLE

La Salle leads 5-4
Home: 2-2, Away: 1-3, Neutral: 1-0

Date	Site		Score
1/6/85	Philadelphia, Pa.	L	66-71
1/5/92	Notre Dame, Ind.	L	65-86
1/2/93	Philadelphia, Pa.	L	63-69
2/4/93	Notre Dame, Ind.	W	61-58
1/15/94	Philadelphia, Pa.	W	92-73
2/17/94	Notre Dame, Ind.	L	75-85
3/6/94	Indianapolis, Ind. *	W	79-55
1/21/95	Notre Dame, Ind.	W	87-65
2/18/95	Philadelphia, Pa.	L	68-84

* MCC Tournament

LIBERTY

Notre Dame leads 3-0
Home: 1-0, Away: 0-0, Neutral: 2-0

Date	Site		Score
11/24/89	Orlando, Fla. *	W	113-35
12/5/99	Richmond, Va. #	W	85-68
3/18/12	Notre Dame, Ind. !	W	74-43

* Rotary Classic

Wachovia Women's Basketball Invitational

! NCAA Championship (First Round)

LONGWOOD

Notre Dame leads 1-0
Home: 1-0, Away: 0-0, Neutral: 0-0

Date	Site		Score
12/28/11	Notre Dame, Ind.	W	92-26

LOUISIANA-LAFAYETTE

Notre Dame leads 1-0
Home: 0-0, Away: 0-0, Neutral: 1-0

Date	Site		Score
11/22/16	Houston, Texas	W	91-51

LSU

Series tied 2-2
Home: 1-0, Away: 1-2, Neutral: 0-0

Date	Site		Score
3/2/92	Baton Rouge, La.	L	62-72
12/19/93	Notre Dame, Ind.	W	82-80
3/15/99	Baton Rouge, La. *	L	64-74
11/16/08	Baton Rouge, La. #	W	62-53

* NCAA Championship (Second Round)

State Farm Tip-Off Classic

LOUISIANA TECH

Louisiana Tech leads 2-1
Home: 0-1, Away: 0-1, Neutral: 1-0

Date	Site		Score
2/11/83	Notre Dame, Ind.	L	39-81
1/12/84	Ruston, La.	L	56-83
12/28/90	Philadelphia, Pa. *	W	71-66

* Texaco-Hawk Classic

LOUISVILLE

Notre Dame leads 14-6
Home: 5-2, Away: 5-2, Neutral: 4-2

Date	Site		Score
3/22/91	Amarillo, Texas *	L	75-80
1/15/92	Notre Dame, Ind.	L	53-64
2/21/94	Louisville, Ky.	W	69-54
1/14/06	Louisville, Ky.	L	51-61
2/17/07	Notre Dame, Ind.	W	64-55
1/8/08	Louisville, Ky.	W	82-74
2/11/09	Notre Dame, Ind.	L	66-71
1/19/10	Louisville, Ky.	W	78-60
3/6/10	Hartford, Conn. #	W	89-52
1/12/11	Notre Dame, Ind.	W	80-60
3/6/11	Hartford, Conn. #	W	63-53
2/20/12	Louisville, Ky.	W	68-52
2/11/13	Notre Dame, Ind.	W	93-64
3/11/13	Hartford, Conn. #	W	83-59
2/23/15	Notre Dame, Ind.	W	68-52
2/17/16	Louisville, Ky.	W	66-61
2/6/17	Notre Dame, Ind.	W	85-66
3/4/17	Myrtle Beach, S.C. %	W	84-73
1/11/18	Louisville, Ky.	L	67-100
3/4/18	Greensboro, N.C. %	L	72-74

* NWIT

BIG EAST Tournament

% ACC Tournament

LOYOLA (ILL.)

Notre Dame leads 21-3
Home: 11-1, Away: 9-2, Neutral: 1-0

Date	Site		Score
2/4/83	Notre Dame, Ind.	W	80-61
1/18/84	Notre Dame, Ind.	L	56-59
3/8/84	Chicago, Ill.	L	53-64
2/20/85	Notre Dame, Ind.	W	84-59
2/26/85	Chicago, Ill.	W	64-63
1/23/86	Notre Dame, Ind.	W	75-54
2/21/86	Chicago, Ill.	W	79-67
12/13/86	Notre Dame, Ind.	W	65-62
11/28/87	Chicago, Ill.	W	67-61
2/18/89	Chicago, Ill.	L	77-108
3/2/89	Notre Dame, Ind.	W	77-57
3/11/89	Dayton, Ohio *	W	75-53
1/16/90	Notre Dame, Ind.	W	85-72
2/6/90	Chicago, Ill.	W	75-63

Date	Site	Score
1/15/91	Chicago, Ill.	W 66-55
2/5/91	Notre Dame, Ind.	W 81-61
2/1/92	Notre Dame, Ind.	W 78-66
2/27/92	Chicago, Ill.	W 73-66
2/16/93	Notre Dame, Ind.	W 76-50
2/18/93	Chicago, Ill.	W 74-60
2/5/94	Chicago, Ill.	W 81-67
3/3/94	Notre Dame, Ind.	W 84-75
2/4/95	Chicago, Ill.	W 92-76
12/20/08	Notre Dame, Ind.	W 89-45

* MCC Tournament

LOYOLA (MD)

Notre Dame leads 2-0

Home: 1-0, Away: 1-0, Neutral: 0-0

Date	Site	Score
12/21/91	Notre Dame, Ind.	W 84-49
12/19/92	Baltimore, Md.	W 55-48

LOYOLA MARYMOUNT

Notre Dame leads 2-0

Home: 0-0, Away: 1-0, Neutral: 1-0

Date	Site	Score
1/3/87	Los Angeles, Calif.	W 78-40
12/30/10	Seattle, Wash. *	W 91-47

* State Farm Holiday Hoops Classic

MANCHESTER

Notre Dame leads 1-0

Home: 0-0, Away: 1-0, Neutral: 0-0

Date	Site	Score
2/9/78	Manchester, Ind.	W 74-49

MARION

Series tied 2-2

Home: 1-1, Away: 0-1, Neutral: 1-0

Date	Site	Score
2/18/78	Notre Dame, Ind.	W 62-50
2/16/79	Marion, Ind.	L 63-65
11/30/79	Upland, Ind. *	W 68-60
2/15/80	Notre Dame, Ind.	L 61-62

* Taylor Invitational

MARQUETTE

Notre Dame leads 33-6

Home: 20-1, Away: 12-5, Neutral: 1-0

Date	Site	Score
2/3/78	Milwaukee, Wis.	L 41-66
2/3/79	Notre Dame, Ind.	W 60-57
2/2/80	Notre Dame, Ind.	L 46-67
1/10/81	Milwaukee, Wis.	L 55-62
1/10/82	Minneapolis, Minn. *	W 50-36
1/30/82	Notre Dame, Ind.	W 60-43
2/25/83	Milwaukee, Wis.	W 74-50
11/22/83	Notre Dame, Ind.	W 96-63
12/13/85	Milwaukee, Wis.	W 90-46
1/13/86	Notre Dame, Ind.	W 75-42
1/31/87	Notre Dame, Ind.	W 95-60
2/28/87	Milwaukee, Wis.	W 77-53
1/26/88	Notre Dame, Ind.	W 88-51
2/20/88	Milwaukee, Wis.	W 79-69
12/7/88	Notre Dame, Ind.	W 70-66

Date	Site	Score
12/9/89	Milwaukee, Wis.	W 87-67
1/18/90	Notre Dame, Ind.	W 81-64
12/21/90	Notre Dame, Ind.	W 109-56
1/19/91	Milwaukee, Wis.	W 91-73
11/27/91	Notre Dame, Ind.	W 83-68
12/1/92	Milwaukee, Wis.	L 62-66
12/1/93	Notre Dame, Ind.	W 90-76
2/1/95	Milwaukee, Wis.	W 87-66
12/8/95	Notre Dame, Ind.	W 84-62
1/2/00	Notre Dame, Ind.	W 75-60
12/21/00	Milwaukee, Wis.	W 75-56
12/22/01	Notre Dame, Ind.	W 60-33
12/31/02	Milwaukee, Wis.	W 75-68
1/1/04	Notre Dame, Ind.	W 72-64
12/19/04	Milwaukee, Wis.	W 50-47
1/10/06	Notre Dame, Ind.	W (ot) 67-65
1/23/07	Milwaukee, Wis.	L 62-71
2/13/08	Notre Dame, Ind.	W 99-76
1/13/09	Milwaukee, Wis.	L 65-75
2/23/10	Notre Dame, Ind.	W 82-67
1/5/11	Milwaukee, Wis.	W 73-55
12/7/11	Notre Dame, Ind.	W 95-42
2/17/13	Marquette, Wis.	W 87-49
12/20/17	Notre Dame, Ind.	W 91-85 (OT)

* Saint Catherine's Tournament

MARYLAND

Notre Dame leads 5-4

Home: 1-2, Away: 2-2, Neutral: 2-0

Date	Site	Score
1/8/83	College Park, Md.	L 62-84
11/26/83	Notre Dame, Ind. *	L 57-75
1/9/85	College Park, Md.	W 49-40
1/10/87	Notre Dame, Ind.	L 48-69
11/16/07	College Park, Md. #	L 59-75
3/27/12	Raleigh, N.C. †	W 80-49
1/27/14	College Park, Md.	W 87-83
4/6/14	Nashville, Tenn. %	W 87-61
12/3/14	Fort Wayne, Ind. +	W 92-72

* Notre Dame Thanksgiving Classic

Preseason WNIT (Semifinal)

† NCAA Championship (Regional Final)

% NCAA Championship (National Semifinal)

+ ACC/Big Ten Challenge

MASSACHUSETTS

Notre Dame leads 2-0

Home: 1-0, Away: 0-0, Neutral: 1-0

Date	Site	Score
3/25/95	Amarillo, Texas *	W 90-72
11/18/12	Notre Dame, Ind.	W 94-50

* NWIT

UMASS LOWELL

Notre Dame leads 1-0

Home: 1-0, Away: 0-0, Neutral: 0-0

Date	Site	Score
11/14/14	Notre Dame, Ind.	W 105-51

MEMPHIS

Notre Dame leads 1-0

Home: 0-0, Away: 0-0, Neutral: 1-0

HISTORY

Date	Site	Score
3/15/97	Austin, Texas *	W 93-62

* NCAA Championship (First Round)

MERCER

Notre Dame leads 2-0

Home: 1-0, Away: 1-0, Neutral: 0-0

Date	Site	Score
12/30/11	Macon, Ga.	W 128-42
11/20/12	Notre Dame, Ind.	W 93-36

MIAMI (FLA.)

Notre Dame leads 20-4

Home: 9-2, Away: 8-2, Neutral: 3-0

Date	Site	Score
1/5/86	Coral Gables, Fla. *	W 59-53
2/7/87	Notre Dame, Ind.	L 61-62
1/7/88	Coral Gables, Fla.	W 83-68
1/27/96	Coral Gables, Fla.	W 67-50
2/20/96	Notre Dame, Ind.	W 86-70
1/29/97	Coral Gables, Fla.	W 72-71
1/8/98	Notre Dame, Ind.	W 75-47
2/3/98	Coral Gables, Fla.	L 76-77
2/23/99	Notre Dame, Ind.	W 89-62
1/22/00	Coral Gables, Fla.	W 76-54
2/22/00	Notre Dame, Ind.	W 83-68
3/5/00	Storrs, Conn. !	W 67-52
2/20/01	Notre Dame, Ind.	W 81-43
1/2/02	Coral Gables, Fla.	W 69-65
1/11/03	Notre Dame, Ind.	L 70-80
1/28/04	Coral Gables, Fla.	W 59-50
2/25/04	Notre Dame, Ind.	W 93-58
1/23/14	Notre Dame, Ind.	W 79-52
1/8/15	Coral Gables, Fla.	L 63-78
3/6/15	Greensboro, N.C. #	W 77-61
2/14/16	Notre Dame, Ind.	W 90-69
3/5/16	Greensboro, N.C. #	W 78-67
1/8/17	Coral Gables, Fla.	W 67-55
1/4/18	Notre Dame, Ind.	W 83-76

* Burger King Classic

! BIG EAST Tournament

ACC Tournament

MIAMI (OHIO)

Miami leads 4-2

Home: 2-2, Away: 0-1, Neutral: 0-1

Date	Site	Score
1/17/81	Notre Dame, Ind.	L 53-93
2/6/82	Oxford, Ohio	L 61-65
12/10/82	Notre Dame, Ind.	W 64-59
2/17/91	Notre Dame, Ind.	L 65-69
12/28/94	Seattle, Wash. *	L 76-79
11/9/07	Notre Dame, Ind. #	W 98-50

* Seattle Times Husky Classic

Preseason WNIT (First Round)

MICHIGAN

Notre Dame leads 12-7

Home: 8-1, Away: 4-5, Neutral: 0-1

Date	Site		Score
1/20/79	Ann Arbor, Mich.	L	66-93
12/8/79	Notre Dame, Ind.	L (ot)	60-66
2/20/81	Ann Arbor, Mich.	L	65-96
1/24/82	Notre Dame, Ind.	W	71-48

Date	Site	Score
12/12/82	Ann Arbor, Mich.	W 62-58
12/9/83	Notre Dame, Ind.	W 66-50
12/2/84	Ann Arbor, Mich.	L 64-75
12/5/85	Notre Dame, Ind.	W 76-71
12/13/91	Ann Arbor, Mich.	L 75-86
12/12/92	Notre Dame, Ind.	W 62-54
3/19/01	Notre Dame, Ind. *	W 88-54
12/2/01	Grand Rapids, Mich. #	L 63-78
11/18/05	Notre Dame, Ind.	W 55-45
12/1/06	Ann Arbor, Mich.	W 61-58
12/2/07	Notre Dame, Ind.	W 77-46
12/10/08	Ann Arbor, Mich.	L (ot) 59-63
12/14/13	Ann Arbor, Mich.	W 86-64
12/13/14	Notre Dame, Ind.	W 70-50
11/29/17	Ann Arbor, Mich. ^.	W 83-63

* NCAA Championship (Second Round)

Women's College Basketball Showcase

^ B1G/ACC Challenge

MICHIGAN STATE

Notre Dame leads 10-8

Home: 5-4, Away: 5-4, Neutral: 0-0

Date	Site	Score
2/26/81	East Lansing, Mich.	L 45-76
3/6/82	Notre Dame, Ind.	L 59-68
2/3/84	East Lansing, Mich.	L 72-73
12/20/84	Notre Dame, Ind.	W 71-59
1/24/88	East Lansing, Mich.	W 57-55
12/13/89	Notre Dame, Ind.	L 48-64
12/7/94	Notre Dame, Ind.	L 73-75
12/21/95	East Lansing, Mich.	L (ot) 83-87
12/21/98	East Lansing, Mich.	W 75-64
12/11/99	Notre Dame, Ind.	W 84-54
11/26/03	East Lansing, Mich.	L 63-92
12/2/04	Notre Dame, Ind.	L (ot) 73-82
11/29/08	Notre Dame, Ind.	W 78-72
11/19/09	East Lansing, Mich.	W 68-67
11/11/13	Notre Dame, Ind.	W 81-62
11/19/14	East Lansing, Mich.	W 71-63
12/20/16	East Lansing, Mich.	W 79-61
12/6/17	Notre Dame, Ind.	W 90-59

MIDDLE TENNESSEE

Notre Dame leads 1-0

Home: 1-0, Away: 0-0, Neutral: 0-0

Date	Site	Score
3/23/04	Notre Dame, Ind. *	W 59-46

* NCAA Championship (Second Round)

MINNESOTA

Minnesota leads 2-0

Home: 0-2, Away: 0-0, Neutral: 0-0

Date	Site	Score
3/16/94	Notre Dame, Ind. *	L 76-81
3/22/09	Notre Dame, Ind. *	L 71-79

* NCAA Championship (First Round)

MISSISSIPPI STATE

Notre Dame leads 1-0

Home: 0-0, Away: 0-0, Neutral: 1-0

Date	Site	Score
4/1/18	Columbus, Ohio *	W 61-58

* NCAA Title Game

MISSOURI

Notre Dame leads 1-0

Home: 0-0, Away: 0-0, Neutral: 1-0

Date	Site		Score
1/2/82	Kansas City, Mo.	W	60-53

MISSOURI STATE

Notre Dame leads 2-0

Home: 1-0, Away: 0-0, Neutral: 1-0

Date	Site		Score
3/13/98	Lubbock, Texas *	W	78-64
3/21/04	Notre Dame, Ind. *	W (ot)	69-65

* NCAA Championship (First Round)

NOTE: School formerly Southwest Missouri State

MONTANA

Series tied 1-1

Home: 1-0, Away: 0-0, Neutral: 0-1

Date	Site		Score
12/31/86	Seattle, Wash. *	L	48-50
3/20/15	Notre Dame, Ind. #	W	77-43

* Seattle Times Classic

NCAA Championship (First Round)

MOREHEAD STATE

Notre Dame leads 1-0

Home: 1-0, Away: 0-0, Neutral: 0-0

Date	Site		Score
11/15/10	Notre Dame, Ind.	W	91-28

MOUNT ST. JOSEPH

Notre Dame leads 2-0

Home: 1-0, Away: 1-0, Neutral: 0-0

Date	Site		Score
1/26/80	Notre Dame, Ind.	W	78-76
2/5/82	Cincinnati, Ohio	W	70-54

MOUNT ST. MARY'S

Series tied at 1-1

Home: 1-0, Away: 0-0, Neutral: 0-1

Date	Site		Score
12/19/81	Philadelphia, Pa. *	L	44-57
11/11/17	Notre Dame, Ind.	W	121-65

* Penn Holiday Tournament

NEBRASKA

Series tied 1-1

Home: 1-1, Away: 0-0, Neutral: 0-0

Date	Site		Score
2/25/82	Notre Dame, Ind.	L (2ot)	88-98
11/14/04	Notre Dame, Ind. *	W	73-57

* Preseason WNIT (Second Round)

NEW HAMPSHIRE

Notre Dame leads 1-0

Home: 1-0, Away: 0-0, Neutral: 0-0

Date	Site		Score
11/12/10	Notre Dame, Ind.	W	99-48

NEW MEXICO

Notre Dame leads 1-0

Home: 0-0, Away: 0-0, Neutral: 1-0

Date	Site		Score
3/15/02	Knoxville, Tenn. *	W	58-44

* NCAA Championship (First Round)

NORTH CAROLINA

Notre Dame leads 7-1

Home: 3-0, Away: 2-0, Neutral: 2-1

Date	Site		Score
12/4/99	Richmond, Va. #	W	99-86
12/3/00	Lake Buena Vista, Fla. *	W	78-55
3/20/07	Pittsburgh, Pa. ^	L	51-60
2/27/14	Notre Dame, Ind.	W	100-75
1/15/15	Chapel Hill, N.C.	W	89-79
1/10/16	Notre Dame, Ind.	W	88-54
1/22/17	Chapel Hill, N.C.	W	77-55
2/1/18	Notre Dame, Ind.	W	94-62

Wachovia Women's Basketball Invitational

* Honda Elite 4 Classic

^ NCAA Championship (Second Round)

NORTH CAROLINA A&T

Notre Dame leads 1-0

Home: 1-0, Away: 0-0, Neutral: 0-0

Date	Site		Score
3/19/16	Notre Dame, Ind. *	W	95-61

* NCAA Championship (First Round)

NORTH CAROLINA STATE

Notre Dame leads 6-1

Home: 2-0, Away: 2-1, Neutral: 2-0

Date	Site		Score
11/20/96	Ruston, La. *	W	64-53
3/2/14	Raleigh, N.C.	W	84-60
3/8/14	Greensboro, N.C. #	W	83-48
3/1/15	Raleigh, N.C.	W	67-60
2/4/16	Notre Dame, Ind.	W	82-46
12/29/16	Raleigh, N.C.	L	62-70
2/25/18	Notre Dame, Ind.	W	86-67

* Preseason WNIT (Third Place Game)

ACC Tournament

UNC WILMINGTON

Notre Dame leads 1-0

Home: 1-0, Away: 0-0, Neutral: 0-0

Date	Site		Score
11/9/13	Notre Dame, Ind.	W	99-50

NORTHEAST MISSOURI

Northeast Missouri leads 1-0

Home: 0-0, Away: 0-0, Neutral: 0-1

Date	Site		Score
1/12/80	DeKalb, Ill. *	L	43-77

* Huskie Invitational

NORTHERN ILLINOIS

Notre Dame leads 8-5

Home: 4-1, Away: 4-3, Neutral: 0-1

Date	Site		Score
2/11/78	Notre Dame, Ind.	L	58-65



HISTORY

Date	Site	Score
1/12/79	DeKalb, Ill. *	W 62-60
12/12/81	Notre Dame, Ind.	W 67-52
12/12/84	DeKalb, Ill.	W 71-60
12/15/85	Notre Dame, Ind.	W 88-65
1/13/87	DeKalb, Ill.	L 71-81
2/24/87	Notre Dame, Ind.	W 82-66
1/14/88	Notre Dame, Ind.	W 89-66
3/9/88	DeKalb, Ill.	L 74-95
3/23/91	Amarillo, Texas #	L 82-84
2/23/95	DeKalb, Ill.	W 58-51
3/10/95	DeKalb, Ill. %	L 64-87
12/30/04	DeKalb, Ill.	W 73-49

* Northern Illinois Tournament

NWIT

% MCC Tournament

NORTHWESTERN

Notre Dame leads 2-1

Home: 1-0, Away: 1-1, Neutral: 0-0

Date	Site	Score
12/7/83	Evanston, Ill.	L 74-78
11/30/87	Notre Dame, Ind.	W 69-49
11/29/88	Evanston, Ill.	W 75-63

NORTHWESTERN STATE

Northwestern State leads 1-0

Home: 0-0, Away: 0-0, Neutral: 0-1

Date	Site	Score
3/24/95	Amarillo, Texas *	L 93-103

* NWIT

OAKLAND

Notre Dame leads 1-0

Home: 1-0, Away: 0-0, Neutral: 0-0

Date	Site	Score
12/9/87	Notre Dame, Ind.	W 100-51

OHIO

Notre Dame leads 1-0

Home: 0-0, Away: 0-0, Neutral: 1-0

Date	Site	Score
11/29/96	Atlanta, Ga. *	W 95-82

* Comfort Inn Downtown Classic

OHIO STATE

Notre Dame leads 4-1

Home: 2-0, Away: 0-1, Neutral: 2-0

Date	Site	Score
1/4/97	Columbus, Ohio	L 67-74
11/20/04	Notre Dame, Ind. *	W 66-62
11/9/13	Mount Pleasant, S.C. #	W 57-51
12/2/16	Notre Dame, Ind. %	W 75-72
3/24/17	Lexington, Ky. &	W 99-76

* Preseason WNIT (Championship)

Carrier Classic

% ACC/Big Ten Challenge

& NCAA Championship (Regional Semifinal)

OKLAHOMA

Notre Dame leads 3-2

Home: 0-0, Away: 0-0, Neutral: 3-2

Date	Site	Score
12/30/86	Seattle, Wash. *	L 54-57
3/25/08	West Lafayette, Ind. #	W (ot) 79-75
11/28/09	St. Thomas, U.S.V.I. ^	W 81-71
3/28/10	Kansas City, Mo. +	L (ot) 72-77
3/26/11	Dayton, Ohio +	W 78-53

* Seattle Times Classic

NCAA Championship (Second Round)

^ Paradise Jam

+ NCAA Championship (Regional Semifinal)

OKLAHOMA STATE

Notre Dame leads 1-0

Home: 1-0, Away: 0-0, Neutral: 0-0

Date	Site	Score
3/29/14	Notre Dame, Ind. *	W 89-72

* NCAA Championship (Regional Semifinal)

OLD DOMINION

Old Dominion leads 5-1

Home: 1-1, Away: 0-3, Neutral: 0-1

Date	Site	Score
12/29/83	Chestnut Hill, Mass. *	L 57-71
1/10/89	Notre Dame, Ind.	L 65-82
1/12/90	Norfolk, Va.	L 61-62
2/23/91	Notre Dame, Ind.	W 70-58
3/7/92	Norfolk, Va.	L 76-85
1/2/94	Norfolk, Va.	L 67-76

* Nike Christmas Classic

OREGON

Notre Dame leads 1-0

Home: 0-0, Away: 0-0, Neutral: 1-0

Date	Site	Score
3/26/18	Spokane, Wash. *	W 84-74

* NCAA Regionals (Final)

OREGON STATE

Notre Dame leads 3-0

Home: 1-0, Away: 2-0, Neutral: 0-0

Date	Site	Score
12/29/13	Corvallis, Ore.	W 70-58
12/28/16	Notre Dame, Ind.	W 62-61
11/19/17	Corvallis, Ore.	W 72-67

PACIFIC

Notre Dame leads 1-0

Home: 0-0, Away: 0-0, Neutral: 1-0

Date	Site	Score
3/23/95	Amarillo, Texas *	W 88-74

* NWIT

PACIFIC LUTHERAN

Notre Dame leads 1-0

Home: 0-0, Away: 1-0, Neutral: 0-0

Date	Site	Score
3/12/80	Tacoma, Wash. *	W 57-48

* AIAW National Tournament

PENNSYLVANIA

Notre Dame leads 4-0
Home: 1-0, Away: 3-0, Neutral: 0-0

Date	Site		Score
12/18/81	Philadelphia, Pa. *	W	62-47
12/2/11	Notre Dame, Ind.	W	69-38
11/23/13	Philadelphia, Pa.	W	76-54
12/9/17	Philadelphia, Pa.	W	66-54

* Penn Holiday Tournament

PENN STATE

Penn State leads 5-1
Home: 0-1, Away: 1-2, Neutral: 0-2

Date	Site		Score
11/22/91	Notre Dame, Ind.	L	70-86
1/19/93	University Park, Pa.	L	66-87
12/1/95	Kona, Hawaii *	L	77-86
3/27/04	Hartford, Conn. †	L	49-55
11/16/06	University Park, Pa.	L	49-75
12/4/13	University Park, Pa. #	W	77-67

* Kona Women's Basketball Classic

† NCAA Championship (Regional Semifinal)

ACC/Big Ten Challenge

PITTSBURGH

Notre Dame leads 26-3
Home: 12-0, Away: 13-2, Neutral: 1-1

Date	Site		Score
2/7/96	Notre Dame, Ind.	W	90-51
2/17/96	Pittsburgh, Pa.	W	89-51
1/18/97	Notre Dame, Ind.	W	65-49
12/31/97	Pittsburgh, Pa.	W	66-46
2/15/98	Notre Dame, Ind.	W	75-60
1/16/99	Pittsburgh, Pa.	W	81-72
1/18/00	Pittsburgh, Pa.	W	67-53
2/9/00	Notre Dame, Ind.	W	81-74
2/7/01	Notre Dame, Ind.	W	72-58
2/27/01	Pittsburgh, Pa.	W	82-63
2/5/02	Pittsburgh, Pa.	W	68-56
2/26/03	Notre Dame, Ind.	W	77-69
3/8/03	Piscataway, N.J. *	W	73-65
2/21/04	Pittsburgh, Pa.	W	72-68
2/5/05	Pittsburgh, Pa.	W	75-47
2/28/06	Notre Dame, Ind.	W	72-65
1/31/07	Pittsburgh, Pa.	L	62-71
2/10/08	Notre Dame, Ind.	W	81-66
3/9/08	Hartford, Conn. *	L	53-64
2/3/09	Pittsburgh, Pa.	L	70-82
2/6/10	Notre Dame, Ind.	W	86-76
1/15/11	Pittsburgh, Pa.	W	82-50
1/17/12	Notre Dame, Ind.	W	120-44
1/23/13	Pittsburgh, Pa.	W	73-47
1/16/14	Pittsburgh, Pa.	W	109-66
2/26/15	Notre Dame, Ind.	W	87-59
1/3/16	Pittsburgh, Pa.	W	65-55
1/12/17	Notre Dame, Ind.	W	86-54
1/25/18	Pittsburgh, Pa.	W	87-53

* BIG EAST Tournament

PRAIRIE VIEW A&M

Notre Dame leads 1-0
Home: 1-0, Away: 0-0, Neutral: 0-0

Date	Site		Score
12/28/06	Notre Dame, Ind.	W	94-55

PROVIDENCE

Notre Dame leads 22-0
Home: 11-0, Away: 11-0, Neutral: 0-0

Date	Site		Score
1/14/96	Providence, R.I.	W	90-80
12/7/96	Notre Dame, Ind.	W	91-75
2/16/97	Providence, R.I.	W	97-74
1/24/98	Notre Dame, Ind.	W	109-60
1/10/99	Notre Dame, Ind.	W	79-56
1/30/99	Providence, R.I.	W	97-59
2/1/00	Providence, R.I.	W	90-60
1/31/01	Notre Dame, Ind.	W	64-44
1/5/02	Notre Dame, Ind.	W	72-66
1/19/02	Providence, R.I.	W	69-41
2/16/03	Providence, R.I.	W	67-61
2/14/04	Notre Dame, Ind.	W	81-51
2/9/05	Providence, R.I.	W	75-57
2/4/06	Notre Dame, Ind.	W	66-48
2/17/07	Providence, R.I.	W	82-65
1/30/08	Notre Dame, Ind.	W	85-54
2/28/09	Providence, R.I.	W	65-56
1/27/10	Notre Dame, Ind.	W	84-59
12/8/10	Providence, R.I.	W	79-43
2/14/12	Notre Dame, Ind.	W	66-47
1/26/13	Notre Dame, Ind.	W	89-44
3/2/13	Providence, R.I.	W	92-57

PURDUE

Purdue leads 14-13
Home: 8-4, Away: 3-8, Neutral: 2-2

Date	Site		Score
11/26/84	Notre Dame, Ind.	L	59-62
11/30/85	West Lafayette, Ind.	L	54-71
12/1/91	West Lafayette, Ind.	L	66-80
12/4/92	Notre Dame, Ind.	L	41-74
12/8/93	West Lafayette, Ind.	L	59-66
11/30/94	Notre Dame, Ind.	L	83-87
3/15/96	Lubbock, Texas *	W	73-60
12/5/96	West Lafayette, Ind.	L	58-73
12/10/97	Notre Dame, Ind.	W	77-71
3/21/98	Lubbock, Texas #	L	65-70
12/8/99	West Lafayette, Ind.	L	61-71
12/9/00	Notre Dame, Ind.	W	72-61
4/1/01	St. Louis, Mo. %	W	68-66
12/6/01	West Lafayette, Ind.	L	57-70
1/4/03	Notre Dame, Ind.	L	54-71
3/30/03	Dayton, Ohio #	L	47-66
1/4/04	West Lafayette, Ind. +	L	63-76
1/16/05	Notre Dame, Ind. +	W	86-69
12/7/05	West Lafayette, Ind.	L	54-65
12/6/06	Notre Dame, Ind.	W	67-58
12/8/07	West Lafayette, Ind.	W	61-48
12/7/08	Notre Dame, Ind.	W	62-51
1/4/10	West Lafayette, Ind.	W	79-75
12/5/10	Notre Dame, Ind.	W	72-51
12/10/11	West Lafayette, Ind.	W	66-38
12/29/12	Notre Dame, Ind.	W	74-47
3/19/17	Notre Dame, Ind. &	W (ot)	88-82

* NCAA Championship (First Round)

NCAA Championship (Regional Semifinal)

% NCAA Championship (National Championship)

+ BIG EAST/Big Ten Challenge

& NCAA Championship (Second Round)

PURDUE-CALUMET

Notre Dame leads 2-0
Home: 1-0, Away: 1-0, Neutral: 0-0



HISTORY

Date	Site	Score
1/18/78	Hammond, Ind.	W 50-46
2/7/80	Notre Dame, Ind.	W 79-38

QUINNIPIAC

Notre Dame leads 1-0

Home: 1-0, Away: 0-0, Neutral: 0-0

Date	Site	Score
11/25/14	Notre Dame, Ind. *	W 112-52

* — Hall of Fame Women's Challenge

RICE

Series tied 1-1

Home: 1-0, Away: 0-1, Neutral: 0-0

Date	Site	Score
12/31/00	Notre Dame, Ind.	W 80-40
12/28/01	Houston, Texas	L 61-72

RICHMOND

Notre Dame leads 3-0

Home: 1-0, Away: 1-0, Neutral: 1-0

Date	Site	Score
3/25/89	Amarillo, Texas *	W 51-46
11/28/06	Notre Dame, Ind.	W 87-66
1/2/08	Richmond, Va.	W 84-59

* NWIT

ROBERT MORRIS

Notre Dame leads 2-0

Home: 1-0, Away: 0-0, Neutral: 1-0

Date	Site	Score
3/22/14	Toledo, Ohio *	W 93-42
3/17/17	Notre Dame, Ind. *	W 79-49

* NCAA Championship (First Round)

RUTGERS

Rutgers leads 16-13

Home: 7-4, Away: 5-9, Neutral: 1-3

Date	Site	Score
11/27/82	Chicago, Ill. *	L 74-81
1/9/86	Piscataway, N.J.	L 61-69
11/29/86	Notre Dame, Ind.	L 50-71
11/28/95	Notre Dame, Ind.	W 66-54
2/3/96	Piscataway, N.J.	L 62-73
1/21/97	Notre Dame, Ind.	W 76-61
3/2/97	Storrs, Conn. #	W 86-58
12/3/97	Piscataway, N.J.	L 67-80
2/24/98	Notre Dame, Ind.	W 71-64
2/13/99	Piscataway, N.J.	L 57-77
3/1/99	Piscataway, N.J. #	W 68-61
2/19/00	Piscataway, N.J.	W (ot) 78-74
3/6/00	Storrs, Conn. #	L (ot) 72-81
1/6/01	Notre Dame, Ind.	W 67-46
2/17/01	Piscataway, N.J.	L 53-54
2/16/02	Piscataway, N.J.	W 57-52
1/18/03	Notre Dame, Ind.	L 61-64
2/28/04	Piscataway, N.J.	L 55-69
3/7/04	Hartford, Conn. #	L 45-51
1/23/05	Notre Dame, Ind.	W 63-47
2/19/05	Piscataway, N.J.	L 48-59
1/24/06	Piscataway, N.J.	L 43-69
2/24/07	Notre Dame, Ind.	L 60-76
2/19/08	Piscataway, N.J.	L 51-57
1/27/09	Notre Dame, Ind.	L 68-78

Date	Site	Score
2/1/10	Piscataway, N.J.	W 75-63
2/12/11	Notre Dame, Ind.	W 71-49
1/31/12	Piscataway, N.J.	W 71-41
1/13/13	Notre Dame, Ind.	W 71-46

* Orange Crush Classic

BIG EAST Tournament

ST. AMBROSE

Notre Dame leads 4-0

Home: 4-0, Away: 0-0, Neutral: 0-0

Date	Site	Score
1/18/80	Notre Dame, Ind.	W 54-52
2/7/81	Notre Dame, Ind.	W 56-49
12/20/86	Notre Dame, Ind.	W 66-50
12/12/87	Notre Dame, Ind.	W 86-73

ST. BONAVENTURE

Notre Dame leads 1-0

Home: 0-0, Away: 0-0, Neutral: 1-0

Date	Site	Score
3/25/12	Raleigh, N.C. *	W 79-35

* NCAA Championship (Regional Semifinal)

ST. FRANCIS (ILL.)

Notre Dame leads 2-1

Home: 1-1, Away: 1-0, Neutral: 0-0

Date	Site	Score
12/11/80	Notre Dame, Ind.	L 54-57
1/13/82	Joliet, Ill.	W 61-57
12/4/82	Notre Dame, Ind.	W 86-42

ST. FRANCIS (IND.)

Notre Dame leads 1-0

Home: 0-0, Away: 0-0, Neutral: 1-0

Date	Site	Score
2/25/78	Rensselaer, Ind. *	W 61-45

* North District Tournament

SAINT FRANCIS (PA.)

Notre Dame leads 2-0

Home: 2-0, Away: 0-0, Neutral: 0-0

Date	Site	Score
12/29/07	Notre Dame, Ind.	W 82-39
12/31/12	Notre Dame, Ind.	W 128-55

ST. JOHN'S

Notre Dame leads 22-3

Home: 11-0, Away: 8-3, Neutral: 3-0

Date	Site	Score
1/4/96	Jamaica, N.Y.	W 74-48
1/24/96	Notre Dame, Ind.	W 66-53
2/2/97	Jamaica, N.Y.	W 75-47
1/10/98	Jamaica, N.Y.	W 77-57
2/12/98	Notre Dame, Ind.	W 76-44
2/28/98	Piscataway, N.J. *	W 94-57
1/23/99	Notre Dame, Ind.	W 99-60
1/26/00	Jamaica, N.Y.	W 69-49
2/12/00	Notre Dame, Ind.	W 94-51
1/9/01	Jamaica, N.Y.	W 84-49
2/13/02	Notre Dame, Ind.	W 66-31
1/14/03	Jamaica, N.Y.	W 71-42

Date	Site	Score
2/12/03	Notre Dame, Ind.	W 76-48
2/17/04	Jamaica, N.Y.	W 69-56
1/26/05	Notre Dame, Ind.	W 72-65
1/4/06	Jamaica, N.Y.	L 63-66
1/16/07	Notre Dame, Ind.	W 83-65
3/3/08	Jamaica, N.Y.	L 51-61
1/17/09	Notre Dame, Ind.	W 70-67
3/7/09	Hartford, Conn. *	W 62-45
2/16/10	Jamaica, N.Y.	L 71-76
3/7/10	Hartford, Conn. *	W 75-67
1/23/11	Notre Dame, Ind.	W 69-36
1/28/12	Jamaica, N.Y.	W 71-56
1/20/13	Notre Dame, Ind.	W 74-50

* BIG EAST Tournament

ST. JOSEPH'S (IND.)

Notre Dame leads 4-3

Home: 2-0, Away: 2-3, Neutral: 0-0

Date	Site	Score
12/6/77	Rensselaer, Ind.	W 79-67
3/5/78	Rensselaer, Ind. *	L 64-65
2/13/79	Rensselaer, Ind.	L 62-67
2/24/79	Rensselaer, Ind. #	W (ot) 70-69
1/16/80	Notre Dame, Ind.	W 72-64
2/17/81	Rensselaer, Ind.	L 64-84
12/2/81	Notre Dame, Ind.	W 78-44

* IAAIW Tournament

North District Tournament

ST. JOSEPH'S (PA.)

Notre Dame leads 3-1

Home: 1-0, Away: 2-1, Neutral: 0-0

Date	Site	Score
1/24/87	Philadelphia, Pa.	L 57-71
12/29/90	Philadelphia, Pa. *	W 72-53
12/21/14	Notre Dame, Ind.	W 64-50
12/21/15	Philadelphia, Pa.	W 91-55

* Texaco-Hawk Classic

SAINT LOUIS

Notre Dame leads 6-1

Home: 3-1, Away: 3-0, Neutral: 0-0

Date	Site	Score
1/20/80	Notre Dame, Ind.	L 49-65
1/14/89	St. Louis, Mo.	W 79-54
2/11/89	Notre Dame, Ind.	W 78-34
2/1/90	Notre Dame, Ind.	W 84-50
2/20/90	St. Louis, Mo.	W 78-48
1/31/91	St. Louis, Mo.	W 97-48
2/19/91	Notre Dame, Ind.	W 87-47

ST. MARY'S (CA.)

Notre Dame leads 1-0

Home: 0-0, Away: 0-0, Neutral: 1-0

Date	Site	Score
3/13/99	Baton Rouge, La. *	W 61-57

* NCAA Championship (First Round)

SAINT MARY'S (IND.)

Notre Dame leads 10-0

Home: 5-0, Away: 4-0, Neutral: 1-0

Date	Site	Score
2/6/78	Notre Dame, Ind.	W 61-51
2/20/78	Notre Dame, Ind. *	W 69-59
12/11/78	Notre Dame, Ind.	W 71-54
1/27/79	Notre Dame, Ind. *	W 70-43
2/23/79	Rensselaer, Ind. #	W 61-49
12/4/79	Notre Dame, Ind. *	W 81-45
1/30/80	Notre Dame, Ind.	W 73-56
12/8/80	Notre Dame, Ind.	W 71-52
1/28/81	Notre Dame, Ind. *	W 59-44
12/8/81	Notre Dame, Ind.	W 92-29

* at Saint Mary's

North District Tournament

SAN DIEGO

Notre Dame leads 1-0

Home: 1-0, Away: 0-0, Neutral: 0-0

Date	Site	Score
3/17/00	Notre Dame, Ind. *	W 87-61

* NCAA Championship (First Round)

SAN DIEGO STATE

Series tied 1-1

Home: 0-0, Away: 0-0, Neutral: 1-1

Date	Site	Score
3/21/81	Anchorage, Alaska *	L 34-71
11/26/09	St. Thomas, U.S.V.I. #	W 84-79

* Northern Lights Tournament

Paradise Jam

SAN FRANCISCO

Notre Dame leads 2-0

Home: 1-0, Away: 1-0, Neutral: 0-0

Date	Site	Score
12/28/97	Notre Dame, Ind.	W 62-47
11/28/98	San Francisco, Calif.	W 74-43

SANTA CLARA

Santa Clara leads 1-0

Home: 0-0, Away: 0-0, Neutral: 0-1

Date	Site	Score
3/21/91	Amarillo, Texas *	L 65-81

* NWIT

SETON HALL

Notre Dame leads 21-4

Home: 9-2, Away: 11-2, Neutral: 1-0

Date	Site	Score
12/11/93	Notre Dame, Ind.	L 55-62
11/26/94	South Orange, N.J.	L (ot) 60-65
1/27/96	South Orange, N.J.	W (ot) 88-79
3/4/96	Storrs, Conn. *	W 69-58
1/27/97	South Orange, N.J.	W 87-47
2/22/97	Notre Dame, Ind.	W 75-61
1/31/98	Notre Dame, Ind.	W 91-35
1/20/99	South Orange, N.J.	W 87-47
2/6/99	Notre Dame, Ind.	W 77-49
1/11/00	Notre Dame, Ind.	W 80-52
1/21/01	South Orange, N.J.	W 72-47
1/9/02	Notre Dame, Ind.	W 79-45
2/2/02	South Orange, N.J.	W 65-60
3/1/03	Notre Dame, Ind.	W 62-60
2/8/04	South Orange, N.J.	L 45-51



HISTORY

Date	Site	Score
1/2/05	Notre Dame, Ind.	W 54-33
3/1/05	South Orange, N.J.	W 41-35
1/7/06	Notre Dame, Ind.	L 61-74
1/2/07	South Orange, N.J.	W 64-61
3/1/08	Notre Dame, Ind.	W 70-55
1/3/09	South Orange, N.J.	W 66-60
2/27/10	South Orange, N.J.	W 72-47
2/8/11	Notre Dame, Ind.	W 89-38
1/4/12	South Orange, N.J.	W 74-36
2/9/13	South Orange, N.J.	W 69-49

SOUTH CAROLINA

Notre Dame leads 3-2

Home: 0-1, Away: 0-1, Neutral: 3-0

Date	Site	Score
1/31/81	Notre Dame, Ind.	L 48-124
2/20/82	Columbia, S.C.	L 54-76
11/27/09	St. Thomas, U.S.V.I. *	W 78-55
4/5/15	Tampa, Fla. #	W 66-65
11/26/17	Estero, Fla. ^	W 92-85

* Paradise Jam

NCAA Championship (National Semifinal)

^ Gulf Coast Showcase

SOUTH DAKOTA

South Dakota leads 2-0

Home: 0-1, Away: 0-1, Neutral: 0-0

Date	Site	Score
1/14/80	Vermillion, S.D.	L 61-76
11/22/80	Notre Dame, Ind.	L 60-67

SOUTH DAKOTA STATE

Notre Dame leads 2-0

Home: 2-0, Away: 0-0, Neutral: 0-0

Date	Site	Score
1/2/14	Notre Dame, Ind.	W 94-51
11/21/16	Brookings, S.D.	W 75-64

SOUTH FLORIDA (USF)

Notre Dame leads 11-2

Home: 4-1, Away: 4-1, Neutral: 3-0

Date	Site	Score
12/13/97	Notre Dame, Ind.	W 73-50
12/19/98	Tampa, Fla.	W 83-63
1/28/06	Notre Dame, Ind.	L (ot) 64-68
3/4/06	Hartford, Conn. *	W 73-66
1/13/07	Tampa, Fla.	L (ot) 78-87
2/27/08	Notre Dame, Ind.	W 92-49
2/17/09	Tampa, Fla.	W 86-79
1/12/10	Notre Dame, Ind.	W 81-64
2/5/11	Tampa, Fla.	W 76-68
2/25/12	Notre Dame, Ind.	W 80-68
1/8/13	Tampa, Fla.	W (ot) 75-71
3/10/13	Hartford, Conn. *	W 75-66
11/25/17	Estero, Fla. ^	W 76-66

* BIG EAST Tournament

^ Gulf Coast Showcase

SOUTHEASTERN MISSOURI

Notre Dame leads 1-0

Home: 1-0, Away: 0-0, Neutral: 0-0

Date	Site	Score
1/2/11	Notre Dame, Ind.	W 97-21

SOUTHERN CALIFORNIA (USC)

Notre Dame leads 8-2

Home: 4-0, Away: 3-1, Neutral: 1-1

Date	Site	Score
1/2/85	Fullerton, Calif.	L 53-69
12/27/99	Notre Dame, Ind.	W 74-59
12/28/00	Los Angeles, Calif.	W 70-61
12/9/01	Notre Dame, Ind.	W 62-49
11/29/02	Los Angeles, Calif.	W 69-57
12/22/03	Notre Dame, Ind.	W 73-62
11/26/04	Los Angeles, Calif.	W 60-56
11/27/05	Notre Dame, Ind.	W 73-62
11/24/06	Los Angeles, Calif.	L 58-69
11/25/11	Freeport, Bahamas *	W 80-58

* Junkanoo Jam

SIU-EDWARDSVILLE

Notre Dame leads 1-0

Home: 0-0, Away: 0-0, Neutral: 1-0

Date	Site	Score
Date	Site	Score
1/11/80	DeKalb, Ill. *	W 65-51

* Huskie Invitational

SOUTHERN METHODIST (SMU)

Notre Dame leads 2-1

Home: 1-0, Away: 0-1, Neutral: 1-0

Date	Site	Score
1/17/82	Notre Dame, Ind.	W 76-60
1/15/84	Dallas, Texas	L 63-64
3/23/08	West Lafayette, Ind. *	W 75-62

* NCAA Championship (First Round)

SPRING ARBOR

Spring Arbor leads 1-0

Home: 0-0, Away: 0-0, Neutral: 0-1

Date	Site	Score
3/8/80	Upland, Ind.*	L 56-61

* AIAW Midwest Regional

STANFORD

Stanford leads 4-1

Home: 0-1, Away: 0-1, Neutral: 2-2

Date	Site	Score
12/2/90	Stanford, Calif.	L 67-97
11/24/91	Notre Dame, Ind.	L 76-88
3/27/15	Oklahoma City, Okla. *	W 81-60
3/21/16	Lexington, Ky. *	L 84-90
2/26/17	Lexington, Ky. &	L 75-76

* NCAA Championship (Regional Semifinal)

& NCAA Championship (Regional Final)

SYRACUSE

Notre Dame leads 32-2

Home: 16-0, Away: 14-1, Neutral: 2-1

Date	Site	Score
1/16/88	Notre Dame, Ind.	W 81-64
2/4/89	Syracuse, N.Y.	L 56-63
12/8/90	Notre Dame, Ind.	W 71-66
12/31/91	Syracuse, N.Y.	W 81-60
1/10/96	Notre Dame, Ind.	W 91-52
3/3/96	Storrs, Conn. ^	W 70-55

Date	Site	Score
1/15/97	Syracuse, N.Y.	W 72-45
2/6/97	Notre Dame, Ind.	W 90-73
1/21/98	Syracuse, N.Y.	W 87-69
1/26/99	Syracuse, N.Y.	W 94-61
2/17/99	Notre Dame, Ind.	W 82-60
1/15/00	Notre Dame, Ind.	W 71-56
2/14/01	Syracuse, N.Y.	W 75-61
1/29/02	Notre Dame, Ind.	W 71-46
3/3/02	Piscataway, N.J. ^	L 79-84
3/4/03	Syracuse, N.Y.	W 62-54
1/21/04	Syracuse, N.Y.	W 64-35
3/2/04	Notre Dame, Ind.	W 54-33
1/5/05	Notre Dame, Ind.	W 75-58
1/19/05	Syracuse, N.Y.	W 74-61
1/31/06	Syracuse, N.Y. *	W 67-55
1/20/07	Notre Dame, Ind.	W 83-55
2/16/08	Syracuse, N.Y. *	W 79-67
2/24/09	Notre Dame, Ind.	W 90-79
1/30/10	Syracuse, N.Y. *	W 74-73
2/11/11	Notre Dame, Ind.	W 71-48
2/7/12	Syracuse, N.Y. *	W 74-55
2/26/13	Notre Dame, Ind.	W 79-68
2/9/14	Notre Dame, Ind.	W 101-64
1/4/15	Syracuse, N.Y. *	W 85-74
12/21/16	Notre Dame, Ind.	W 90-62
3/6/16	Greensboro, N.C. #	W 68-57
2/19/17	Syracuse, N.Y.	W 85-80
12/28/17	Notre Dame, Ind.	W 87-72

^ BIG EAST Tournament

ACC Tournament

* Game played at Carrier Dome

TAYLOR

Notre Dame leads 2-0

Home: 2-0, Away: 0-0, Neutral: 0-0

Date	Site	Score
1/14/81	Notre Dame, Ind.	W 77-71
2/10/82	Notre Dame, Ind.	W 79-41

TEMPLE

Notre Dame leads 3-2

Home: 2-0, Away: 0-2, Neutral: 1-0

Date	Site	Score
12/29/89	Philadelphia, Pa.	L 61-70
12/28/91	Philadelphia, Pa.	L 69-80
12/21/93	Notre Dame, Ind.	W 83-51
12/14/02	Notre Dame, Ind.	W 84-61
3/21/11	Salt Lake City, Utah *	W 77-64

* NCAA Championship (Second Round)

TENNESSEE

Tennessee leads 21-7

Home: 4-8, Away: 2-9, Neutral: 1-4

Date	Site	Score
11/25/83	Notre Dame, Ind. *	L 56-71
11/24/84	Knoxville, Tenn.	L 57-62
12/9/85	Notre Dame, Ind.	L 63-71
2/14/87	Knoxville, Tenn.	L 55-90
2/3/88	Notre Dame, Ind.	L 71-91
2/20/89	Knoxville, Tenn.	L 43-98
12/3/89	Notre Dame, Ind.	L 54-77
2/9/91	Knoxville, Tenn.	L 71-88
1/12/92	Notre Dame, Ind.	L 82-85
1/4/93	Knoxville, Tenn.	L 48-79

Date	Site	Score
1/7/94	Notre Dame, Ind.	L 70-105
11/19/96	Ruston, La. †	L 59-72
3/28/97	Cincinnati, Ohio @	L 66-80
3/17/02	Knoxville, Tenn. #	L 50-89
12/28/02	Indianapolis, Ind.	L 61-77
11/30/03	Knoxville, Tenn.	L 59-83
12/31/05	Notre Dame, Ind.	L 51-62
12/30/06	Knoxville, Tenn.	L 54-78
1/5/08	Notre Dame, Ind.	L 63-87
3/30/08	Oklahoma City, Okla. \$	L 64-74
3/28/11	Dayton, Ohio %	W 73-59
1/23/12	Notre Dame, Ind.	W 72-44
1/28/13	Knoxville, Tenn.	W 77-67
1/20/14	Knoxville, Tenn.	W 86-70
1/19/15	Notre Dame, Ind.	W 88-77
1/14/16	Notre Dame, Ind.	W 79-66
1/16/17	Knoxville, Tenn.	L 69-71
1/18/18	Notre Dame, Ind.	W 84-70

* Notre Dame Thanksgiving Classic

† Preseason WNIT (Semifinal)

@ NCAA Championship (National Semifinal)

NCAA Championship (Second Round)

\$ NCAA Championship (Regional Semifinal)

% NCAA Championship (Regional Final)

TENNESSEE-MARTIN

Notre Dame leads 1-0

Home: 0-0, Away: 0-0, Neutral: 1-0

Date	Site	Score
3/24/13	Iowa City, Iowa *	W 97-64

* NCAA Championship (First Round)

TEXAS

Series tied 1-1

Home: 0-0, Away: 1-1, Neutral: 0-0

Date	Site	Score
12/5/86	Austin, Texas *	L 59-84
3/17/97	Austin, Texas †	W 86-83

* Texas Classic

† NCAA Championship (Second Round)

TEXAS A&M

Series tied at 2-2

Home: 0-0, Away: 0-0, Neutral: 2-2

Date	Site	Score
12/3/95	Kona, Hawaii *	L (ot) 84-88
4/5/11	Indianapolis, Ind. #	L 70-76
12/21/12	Las Vegas, Nev. &	W 83-74
3/24/18	Spokane, Wash. ^	W 90-84

* Kona Women's Basketball Classic

NCAA Championship (National Championship)

& World Vision Classic

^ NCAA Regionals (Semifinal)

TEXAS CHRISTIAN (TCU)

Notre Dame leads 3-0

Home: 2-0, Away: 1-0, Neutral: 0-0

Date	Site	Score
12/13/90	Notre Dame, Ind.	W 78-67
12/12/15	Fort Worth, Texas	W 88-72
11/26/16	Notre Dame, Ind.	W 92-59

TEXAS STATE



HISTORY

Notre Dame leads 1-0
Home: 0-0, Away: 0-0, Neutral: 1-0

Date	Site	Score
1/4/86	Coral Gables, Fla. *	W 68-43

* Burger King Classic

NOTE: School formerly Southwest Texas State

TEXAS TECH

Texas Tech leads 2-1
Home: 0-0, Away: 1-1, Neutral: 0-1

Date	Site	Score
3/17/96	Lubbock, Texas *	L 67-82
3/15/98	Lubbock, Texas *	W 74-59
3/25/00	Memphis, Tenn. †	L 65-69

* NCAA Championship (Second Round)

† NCAA Championship (Regional Semifinal)

TOLEDO

Notre Dame leads 5-2
Home: 3-0, Away: 2-1, Neutral: 0-1

Date	Site	Score
12/19/88	Notre Dame, Ind.	W 77-70
3/23/89	Amarillo, Texas *	L 62-85
1/6/90	Toledo, Ohio	L 69-70
12/2/98	Notre Dame, Ind.	W 82-64
11/20/99	Toledo, Ohio	W 68-52
11/18/16	Notre Dame, Ind.	W 74-39
12/18/16	Toledo, Ohio	W 85-68

* NWIT

UC IRVINE

Notre Dame leads 1-0
Home: 0-0, Away: 1-0, Neutral: 0-0

Date	Site	Score
12/2/94	Irvine, Calif. *	W 72-71

* UCI/Newport Beach Marriott Classic

UCLA

UCLA leads 10-7
Home: 4-3, Away: 3-5, Neutral: 1-1

Date	Site	Score
12/5/81	Notre Dame, Ind.	L 45-50
11/26/82	Chicago, Ill. *	L 54-82
1/30/83	Los Angeles, Calif.	L 53-84
12/3/83	Notre Dame, Ind.	W 70-61
12/30/84	Los Angeles, Calif.	L 51-78
12/21/85	Notre Dame, Ind.	L 67-73
1/5/87	Los Angeles, Calif.	L (ot) 65-67
12/22/89	Notre Dame, Ind.	W 61-60
11/30/90	Los Angeles, Calif.	L 75-89
3/18/92	Los Angeles, Calif. #	L 71-92
11/30/97	Los Angeles, Calif.	W (2ot) 93-91
11/14/98	Notre Dame, Ind.	W 99-82
11/18/10	Notre Dame, Ind.	L (2ot) 83-86
11/23/12	Los Angeles, Calif.	W 76-64
12/7/13	Notre Dame, Ind.	W 90-48
12/28/14	Los Angeles, Calif.	W 82-67
11/28/16	Freeport, Bahamas	W (ot) 92-84

* Orange Crush Classic

NCAA Championship (First Round)

UC SANTA BARBARA

Notre Dame leads 2-0
Home: 0-0, Away: 1-0, Neutral: 1-0

Date	Site	Score
11/28/97	Santa Barbara, Calif.	W 86-75
3/19/05	Fresno, Calif. *	W 61-51

* NCAA Championship (First Round)

UPPER IOWA

Notre Dame leads 1-0
Home: 0-0, Away: 0-0, Neutral: 1-0

Date	Site	Score
1/12/79	DeKalb, Ill. *	W 71-49

* Northern Illinois Tournament

U.S. INTERNATIONAL

Notre Dame leads 1-0
Home: 0-0, Away: 0-0, Neutral: 1-0

Date	Site	Score
3/20/86	Amarillo, Texas *	W 86-61

* NWIT

UTAH

Notre Dame leads 3-0
Home: 0-0, Away: 1-0, Neutral: 2-0

Date	Site	Score
3/24/01	Denver, Colo. *	W 69-54
12/18/05	Las Vegas, Nev. ^	W 68-55
3/19/11	Salt Lake City, Utah #	W 67-54

* NCAA Championship (Regional Semifinal)

^ Duel in the Desert (Championship)

NCAA Championship (First Round)

UTAH STATE

Notre Dame leads 1-0
Home: 1-0, Away: 0-0, Neutral: 0-0

Date	Site	Score
12/8/12	Notre Dame, Ind.	W 109-70

VALPARAISO

Notre Dame leads 27-0
Home: 14-0, Away: 11-0, Neutral: 2-0

Date	Site	Score
12/3/77	Notre Dame, Ind.	W 48-41
12/1/78	Valparaiso, Ind.	W 57-43
12/9/78	Huntington, Ind. *	W 66-52
1/22/79	Notre Dame, Ind.	W 57-43
2/22/79	Rensselaer, Ind. #	W 52-49
1/22/80	Valparaiso, Ind.	W 65-55
1/22/81	Notre Dame, Ind.	W 57-48
1/21/82	Valparaiso, Ind.	W 84-27
12/19/87	Notre Dame, Ind.	W 93-60
2/25/88	Valparaiso, Ind.	W 91-56
12/17/95	Notre Dame, Ind.	W 90-44
12/21/96	Valparaiso, Ind.	W 75-56
12/29/99	Notre Dame, Ind.	W 88-63
11/17/00	Valparaiso, Ind.	W 71-46
11/18/01	Notre Dame, Ind.	W 42-35
12/4/02	Valparaiso, Ind.	W 74-68
11/21/03	Notre Dame, Ind.	W 74-57
11/30/04	Valparaiso, Ind.	W 69-59
12/28/05	Notre Dame, Ind.	W 58-50
12/19/06	Valparaiso, Ind.	W 60-59
12/12/07	Notre Dame, Ind.	W 94-56
12/13/08	Valparaiso, Ind.	W 63-55
12/12/09	Notre Dame, Ind.	W 88-47

Date	Site	Score
12/20/10	Valparaiso, Ind.	W 94-43
11/16/13	Notre Dame, Ind.	W 96-46
11/23/16	Valparaiso, Ind.	W 110-54
12/4/16	Notre Dame, Ind.	W 114-54

* Huntington Tournament

North District Tournament

VANDERBILT

Notre Dame leads 4-1

Home: 2-0, Away: 1-1, Neutral: 1-0

Date	Site	Score
1/8/89	Nashville, Tenn.	L 64-86
1/4/90	Notre Dame, Ind.	W 77-63
3/26/01	Denver, Colo. *	W 72-64
12/30/08	Nashville, Tenn.	W 59-57
12/31/09	Notre Dame, Ind.	W 74-69

* NCAA Championship (Regional Final)

VERMONT

Notre Dame leads 1-0

Home: 1-0, Away: 0-0, Neutral: 0-0

Date	Site	Score
3/23/10	Notre Dame, Ind. *	W 84-66

* NCAA Championship (Second Round)

VILLANOVA

Notre Dame leads 20-10

Home: 10-2, Away: 8-6, Neutral: 2-2

Date	Site	Score
1/6/81	Villanova, Pa.	L 57-70
1/3/83	Villanova, Pa.	W 72-68
2/11/84	Notre Dame, Ind.	W 85-79
12/29/87	Villanova, Pa. *	L 55-56
2/14/96	Notre Dame, Ind.	W 72-56
1/12/97	Villanova, Pa.	W 77-54
2/19/97	Notre Dame, Ind.	W 68-51
1/28/98	Villanova, Pa.	L 54-70
3/1/98	Piscataway, N.J. #	W 56-48
12/12/98	Notre Dame, Ind.	W 63-62
2/10/99	Villanova, Pa.	W 74-52
2/28/99	Piscataway, N.J. #	W 83-53
2/16/00	Villanova, Pa.	W 70-52
12/6/00	Notre Dame, Ind.	W 64-33
1/12/02	Villanova, Pa.	L 59-60
2/26/02	Notre Dame, Ind.	L 45-48
1/25/03	Villanova, Pa.	W 58-56
3/9/03	Piscataway, N.J. #	L 39-50
1/24/04	Notre Dame, Ind.	W 38-36
1/9/05	Villanova, Pa.	L 54-59
2/7/06	Notre Dame, Ind.	L (ot) 65-69
2/13/07	Villanova, Pa.	W 75-58
1/16/08	Notre Dame, Ind.	W 69-58
1/24/09	Villanova, Pa.	L 48-55
3/8/09	Hartford, Conn. #	L 47-58
1/9/10	Notre Dame, Ind.	W 81-46
1/29/11	Villanova, Pa.	W 58-43
1/21/12	Notre Dame, Ind.	W 76-43
2/5/13	Villanova, Pa.	W 59-52
3/18/18	Notre Dame, Ind. ^	W 98-72

* Wildcat Tournament

BIG EAST Tournament

^ NCAA 1st & 2nd Rounds (Second)

VINCENNES

Vincennes leads 1-0

Home: 0-0, Away: 0-0, Neutral: 0-1

Date	Site	Score
3/4/78	Rensselaer, Ind. *	L 69-73

* IIAIW Tournament

VIRGINIA

Notre Dame leads 7-2

Home: 2-0, Away: 3-1, Neutral: 2-1

Date	Site	Score
2/22/81	Chicago, Ill.	L 40-68
1/4/88	Charlottesville, Va.	L 59-79
1/12/14	Charlottesville, Va.	W 79-72
2/5/15	Notre Dame, Ind.	W 75-54
1/7/16	Charlottesville, Va.	W 74-46
1/29/17	Notre Dame, Ind.	W 82-74
3/3/17	Myrtle Beach, N.C. *	W 76-59
2/15/18	Charlottesville, Va.	W 83-69
3/2/18	Greensboro, N.C. *	W 83-47

* ACC Tournament

VIRGINIA TECH

Notre Dame leads 10-1

Home: 6-0, Away: 3-1, Neutral: 1-0

Date	Site	Score
1/3/01	Blacksburg, Va.	W 75-64
1/13/01	Notre Dame, Ind.	W 75-55
3/5/01	Storrs, Conn. *	W 67-49
1/26/02	Notre Dame, Ind.	W 64-57
2/9/03	Blacksburg, Va.	L 50-53
1/10/04	Notre Dame, Ind.	W 53-40
1/30/14	Notre Dame, Ind.	W 74-48
1/29/15	Blacksburg, Va.	W 74-50
1/24/16	Notre Dame, Ind.	W 80-41
2/2/17	Blacksburg, Va.	W 76-59
2/22/18	Notre Dame, Ind.	W 89-59

* BIG EAST Tournament

WAKE FOREST

Notre Dame leads 6-0

Home: 3-0, Away: 3-0, Neutral: 0-0

Date	Site	Score
11/27/10	Notre Dame, Ind. *	W 92-69
2/20/14	Winston-Salem, N.C.	W 86-61
2/1/15	Notre Dame, Ind.	W 92-63
2/18/16	Winston-Salem, N.C.	W 86-52
1/5/17	Notre Dame, Ind.	W 92-72
12/31/17	Winston-Salem, N.C.	W 96-73

* WBCA Classic

WASHINGTON

Notre Dame leads 3-1

Home: 2-0, Away: 0-1, Neutral: 1-0

Date	Site	Score
12/2/95	Kona, Hawaii *	W 80-67
12/7/03	Seattle, Wash.	L 74-85
12/11/04	Notre Dame, Ind.	W 72-58
11/20/16	Notre Dame, Ind. #	W 71-60

* Kona Women's Basketball Classic

Preseason WNIT



HISTORY

WAYNE STATE

Notre Dame leads 1-0
Home: 1-0, Away: 0-0, Neutral: 0-0

Date	Site		Score
11/7/16	Notre Dame, Ind.	W	101-52

WEST VIRGINIA

Notre Dame leads 19-3
Home: 10-1, Away: 7-2, Neutral: 2-0

Date	Site		Score
2/26/96	Morgantown, W.Va.	W	73-55
1/9/97	Notre Dame, Ind.	W	103-58
2/25/97	Morgantown, W.Va.	W	80-67
1/14/98	Notre Dame, Ind.	W	86-78
1/7/99	Notre Dame, Ind.	W	111-90
2/20/99	Morgantown, W.Va.	W	89-54
1/5/00	Notre Dame, Ind.	W	75-54
1/24/01	Morgantown, W.Va.	W	87-64
2/19/02	Notre Dame, Ind.	W	72-63
1/8/03	Morgantown, W.Va.	W	66-59
2/1/03	Notre Dame, Ind.	W	69-64
1/17/04	Morgantown, W.Va.	L	51-64
2/26/05	Notre Dame, Ind.	W	82-57
3/6/05	Hartford, Conn. *	W	70-59
2/22/06	Morgantown, W.Va.	W	70-58
2/4/07	Notre Dame, Ind.	W	77-67
1/13/08	Morgantown, W.Va.	L	50-56
3/2/09	Notre Dame, Ind.	W	72-66
1/24/10	Notre Dame, Ind.	W	74-66
2/22/10	Morgantown, W.Va.	W	72-60
2/12/12	Notre Dame, Ind.	L	63-65
3/5/12	Hartford, Conn. *	W	73-45

* BIG EAST Tournament

WESTERN KENTUCKY

Notre Dame leads 2-0
Home: 1-0, Away: 1-0, Neutral: 0-0

Date	Site		Score
11/13/07	Notre Dame, Ind. *	W	75-59
11/14/17	Bowling Green, Ky.	W	78-65

* Preseason WNIT (Second Round)

WESTERN MICHIGAN

Notre Dame leads 9-0
Home: 6-0, Away: 3-0, Neutral: 0-0

Date	Site		Score
12/8/82	Kalamazoo, Mich.	W	68-62
12/14/83	Notre Dame, Ind.	W	75-54
12/5/84	Notre Dame, Ind.	W	76-46
12/2/85	Kalamazoo, Mich.	W	94-65
2/3/87	Notre Dame, Ind.	W	65-58
12/18/00	Notre Dame, Ind.	W	84-54
12/12/01	Notre Dame, Ind.	W	71-48
11/20/05	Kalamazoo, Mich.	W	71-68
11/19/06	Notre Dame, Ind.	W	87-67

WISCONSIN

Notre Dame leads 5-2
Home: 1-1, Away: 3-1, Neutral: 1-0

Date	Site		Score
3/1/87	Madison, Wis.	W	80-70
12/4/93	Providence, R.I. *	W	77-55
12/9/96	Notre Dame, Ind.	L	69-81
12/8/97	Madison, Wis.	L	77-89

Date	Site		Score
11/22/00	Madison, Wis. #	W	83-56
12/4/03	Notre Dame, Ind.	W	82-64
12/4/05	Madison, Wis.	W	77-72

* Brown PowerBar Tournament
Coaches vs. Cancer Challenge

WISCONSIN-LA CROSSE

Wisconsin-La Crosse leads 1-0
Home: 0-0, Away: 0-1, Neutral: 0-0

Date	Site		Score
3/15/80	La Crosse, Wis. *	L	57-80

* AIAW National Tournament

WISCONSIN-MILWAUKEE

Notre Dame leads 1-0
Home: 1-0, Away: 0-0, Neutral: 0-0

Date	Site		Score
1/28/95	Notre Dame, Ind.	W	98-50

WRIGHT STATE

Notre Dame leads 2-0
Home: 1-0, Away: 1-0, Neutral: 0-0

Date	Site		Score
1/7/95	Dayton, Ohio	W	76-41
1/19/95	Notre Dame, Ind.	W	67-48

XAVIER

Notre Dame leads 20-3
Home: 8-2, Away: 10-1, Neutral: 2-0

Date	Site		Score
1/7/84	Cincinnati, Ohio	W	85-68
2/25/84	Notre Dame, Ind.	W	91-77
2/9/85	Notre Dame, Ind.	W	107-61
3/9/85	Cincinnati, Ohio	W	78-50
2/8/86	Notre Dame, Ind.	W	104-57
3/6/86	Cincinnati, Ohio	W	76-43
1/26/89	Notre Dame, Ind.	W	66-52
2/25/89	Cincinnati, Ohio	W	69-56
1/25/90	Cincinnati, Ohio	W	92-59
2/26/90	Notre Dame, Ind.	W	85-61
1/29/91	Notre Dame, Ind.	W	74-50
3/2/91	Cincinnati, Ohio	W	69-53
1/7/92	Notre Dame, Ind.	L	66-69
2/6/92	Cincinnati, Ohio	L	86-104
3/14/92	Cincinnati, Ohio *	W	59-54
1/9/93	Cincinnati, Ohio	W	64-56
2/11/93	Notre Dame, Ind.	L	68-70
1/27/94	Notre Dame, Ind.	W	72-58
2/26/94	Cincinnati, Ohio	W	72-67
3/8/94	Indianapolis, Ind. *	W	72-63
1/5/95	Cincinnati, Ohio	W	72-63
3/1/95	Notre Dame, Ind.	W	86-73
3/9/95	DeKalb, Ill. *	W	83-52

* MCC Tournament

YOUNGSTOWN STATE

Notre Dame leads 1-0
Home: 0-0, Away: 0-0, Neutral: 1-0

Date	Site		Score
12/30/88	Philadelphia, Pa. *	W	61-50

* Saint Joseph's Invitational

SERIES RECORDS

Opponent	Games	Won	Lost
Adrian	1	0	1
Akron	1	1	0
Alabama	4	1	3
Alabama A&M	1	1	0
Alaska-Anchorage	1	1	0
Alcorn State	1	1	0
Arizona	4	3	1
Arizona State	4	2	2
Arkansas-Pine Bluff	1	1	0
Arkansas State	1	1	0
Army	1	1	0
Auburn	1	1	0
Augustana	1	1	0
Ball State	3	1	2
Baylor	6	2	4
Boston College	27	22	5
Boston University	1	0	1
Bowling Green	4	4	0
Bradley	1	1	0
Brigham Young (BYU)	1	1	0
Brown	1	1	0
Bucknell	1	1	0
Butler	26	20	6
California	2	2	0
Canisius	1	1	0
Cedarville	1	1	0
Central Florida (UCF)	3	3	0
Central Michigan	6	5	1
Charlotte	2	2	0
Chattanooga	2	2	0
Chicago	1	1	0
Chicago State	2	2	0
Cincinnati	9	9	0
Clark	1	1	0
Clemson	5	5	0
Cleveland State	6	6	0
Colorado	3	0	3
Colorado State	4	3	1
Concordia	1	1	0
Connecticut	48	12	36
Creighton	3	3	0
CSUN	1	1	0
Davidson	1	1	0
Dayton	28	22	6
Delaware	1	0	1
Denver	1	1	0
DePaul	44	25	19
Detroit	24	22	2
Duke	17	16	1
Duquesne	3	3	0
East Carolina	2	2	0
Eastern Michigan	4	4	0
ETSU	1	0	0
Evansville	20	19	1
Fairfield	1	1	0
Florida International	1	1	0
Florida State	8	8	0
Fordham	2	2	0
Franklin	1	0	1
George Washington	2	2	0
Georgetown	29	26	3
Georgia	3	1	2
Georgia Southern	1	1	0
Georgia Tech	10	10	0

Opponent	Games	Won	Lost
Gonzaga	1	1	0
Goshen	6	6	0
Grace	2	2	0
Green Bay	3	2	1
Greenville	1	1	0
Hartford	1	1	0
Harvard	1	1	0
Hawaii	1	0	1
Holy Cross	1	1	0
Huntington	4	4	0
Idaho	1	0	1
Illinois	5	1	4
Illinois-Chicago	11	9	2
Illinois State	3	2	1
Indiana	11	7	4
Indiana State	1	1	0
Indiana Tech	1	1	0
Iona	3	3	0
Iowa	3	3	0
Iowa State	1	1	0
IPFW	4	4	0
IUPUI	3	3	0
James Madison	2	0	2
Kansas	2	2	0
Kansas State	2	2	0
Kent State	1	1	0
Kentucky	2	1	1
La Salle	9	4	5
Liberty	3	3	0
Longwood	1	1	0
Louisiana-Lafayette	1	1	0
LSU	4	2	2
Louisiana Tech	3	1	2
Louisville	20	14	6
Loyola (Ill.)	24	21	3
Loyola (Md.)	2	2	0
Loyola Marymount	2	2	0
Manchester	1	1	0
Marion	4	2	2
Marquette	39	33	6
Maryland	9	5	4
Massachusetts	2	2	0
UMass Lowell	1	1	0
Memphis	1	1	0
Mercer	2	2	0
Miami (Fla.)	24	20	4
Miami (Ohio)	6	2	4
Michigan	19	12	7
Michigan State	18	10	8
Middle Tennessee	1	1	0
Minnesota	2	0	2
Mississippi State	1	1	0
Missouri	1	1	0
Missouri State*	2	2	0
Montana	2	1	1
Morehead State	1	1	0
Mount St. Joseph	2	2	0
Mount St. Mary's	2	1	1
Nebraska	2	1	1
New Hampshire	1	1	0
New Mexico	1	1	0
North Carolina	8	7	1
North Carolina A&T	1	1	0
North Carolina State	7	6	1
UNC Wilmington	1	1	0
Northeast Missouri	1	0	1
Northern Illinois	13	8	5
Northwestern	3	2	1
Northwestern State	1	0	1



HISTORY

Opponent	Games	Won	Lost
Oakland	1	1	0
Ohio	1	1	0
Ohio State	5	4	1
Oklahoma	5	3	2
Oklahoma State	1	1	0
Old Dominion	6	1	5
Oregon	1	1	0
Oregon State	3	3	0
Pacific	1	1	0
Pacific Lutheran	1	1	0
Pennsylvania	4	4	0
Penn State	6	1	5
Pittsburgh	29	26	3
Prairie View A&M	1	1	0
Providence	22	22	0
Purdue	27	13	14
Purdue-Calumet	2	2	0
Quinnipiac	1	1	0
Rice	2	1	1
Richmond	3	3	0
Robert Morris	2	2	0
Rutgers	29	13	16
St. Ambrose	4	4	0
St. Bonaventure	1	1	0
St. Francis (Ill.)	3	2	1
St. Francis (Ind.)	1	1	0
Saint Francis (Pa.)	2	2	0
St. John's	25	22	3
St. Joseph's (Ind.)	7	4	3
Saint Joseph's (Pa.)	4	3	1
Saint Louis	7	6	1
Saint Mary's (Calif.)	1	1	0
Saint Mary's (Ind.)	10	10	0
San Diego	1	1	0
San Diego State	2	1	1
San Francisco	2	2	0
Santa Clara	1	0	1
Seton Hall	25	21	4
South Carolina	5	3	2
South Dakota	2	0	2
South Dakota State	2	2	0
South Florida (USF)	13	11	2
Southeast Missouri	1	1	0
Southern California (USC)	10	8	2
SIU-Edwardsville	1	1	0
Southern Methodist (SMU)	3	2	1
Spring Arbor	1	0	1
Stanford	5	1	4
Syracuse	34	32	2
Taylor	2	2	0
Temple	5	3	2
Tennessee	28	7	21
Tennessee-Martin	1	1	0
Texas	2	1	1
Texas A&M	4	2	2
Texas Christian (TCU)	3	3	0
Texas State**	1	1	0
Texas Tech	3	1	2
Toledo	7	5	2
UC Irvine	1	1	0
UCLA	17	8	9
UC Santa Barbara	2	2	0
Upper Iowa	1	1	0
U.S. International	1	1	0
Utah	3	3	0
Utah State	1	1	0
Valparaiso	27	27	0
Vanderbilt	5	4	1
Vermont	1	1	0

Opponent	Games	Won	Lost
Villanova	30	20	10
Vincennes	1	0	1
Virginia	9	7	2
Virginia Tech	11	10	1
Wake Forest	6	6	0
Washington	4	3	1
Wayne State	1	0	0
West Virginia	22	19	3
Western Kentucky	2	2	0
Western Michigan	9	9	0
Wisconsin	7	5	2
Wisconsin-La Crosse	1	0	1
Wisconsin-Milwaukee	1	1	0
Wright State	2	2	0
Xavier	23	20	3
Youngstown State	1	1	0
Totals	1,255	929	326

* school formerly Southwest Missouri State

** school formerly Southwest Texas State

HONORS

NAISMITH MEMORIAL BASKETBALL HALL OF FAME

Muffet McGraw	2017
---------------	------

WOMEN'S BASKETBALL HALL OF FAME

Muffet McGraw	2011
---------------	------

INDIANA BASKETBALL HALL OF FAME

Krissi Davis	2017
Trena Keys	2009
Muffet McGraw	2014
Mary Beth Schueth	2008

COSIDA ACADEMIC ALL-AMERICA HALL OF FAME

Carol Lally (Shields)	2011
Ruth Riley	2012

WOODEN AWARDS LEGENDS OF COACHING AWARD

Muffet McGraw	2017
---------------	------

COSIDA ACADEMIC ALL-AMERICA TEAM MEMBER OF THE YEAR

Ruth Riley	2001
------------	------

COSIDA ACADEMIC ALL-AMERICA WOMEN'S BASKETBALL TEAM MEMBER OF THE YEAR

Ruth Riley	2001
------------	------

COSIDA ACADEMIC ALL-AMERICA TEAM

Megan Duffy	2006 (First Team)
Maggie Lally	1980, 1981 (Second Team)
Shari Matvey	1981 (Second Team)
Ruth Riley	2000, 2001 (First Team)
Mary Beth Schueth	1983 (Second Team)

ASSOCIATED PRESS NATIONAL PLAYER OF THE YEAR

Ruth Riley	2001
------------	------

ASSOCIATED PRESS NATIONAL COACH OF THE YEAR

Muffet McGraw	2001, 2013, 2014, 2018
---------------	------------------------

NAISMITH TROPHY (NATIONAL PLAYER OF THE YEAR)

Ruth Riley	2001
------------	------

NAISMITH NATIONAL COACH OF THE YEAR

Muffet McGraw	2001, 2013, 2014
---------------	------------------

USBWA NATIONAL COACH OF THE YEAR

Muffet McGraw	2013, 2014
---------------	------------

WBCA NATIONAL COACH OF THE YEAR (PAT SUMMIT TROPHY)

Muffet McGraw	2001, 2013
---------------	------------

WBCA REGIONAL COACH OF THE YEAR

Muffet McGraw	1996, 2001, 2012, 2013, 2014, 2015
---------------	------------------------------------

WBCA CAROL ECKMAN AWARD

Ruth Riley	2009
------------	------

ESPNW NATIONAL PLAYER OF THE YEAR

Jewell Loyd	2015
-------------	------

SPORTS ILLUSTRATED NATIONAL PLAYER OF THE YEAR

Ruth Riley	2001
------------	------

ESPNW COACH OF THE YEAR

Muffet McGraw	2018
---------------	------

USA TODAY COACH OF THE YEAR

Muffet McGraw	2018
---------------	------

NANCY LIEBERMAN AWARD

Top point guard

Skylar Diggins	2012, 2013
----------------	------------

DAWN STALEY AWARD

Top guard

Skylar Diggins	2013
----------------	------

ANN MEYERS AWARD FINALIST

Arike Ogunbowale	2018
------------------	------

FRANCES POMEROY NAISMITH AWARD

Top senior player 5-foot-8 and under

Megan Duffy	2006
Niele Ivey	2001

ASSOCIATED PRESS ALL-AMERICA TEAM

Natalie Achonwa	2014 (Third Team), 2013 (Honorable Mention)
Charel Allen	2008 (Honorable Mention)
Lindsay Allen	2015 (Honorable Mention), 2017 (Third Team)
Jacqueline Batteast	2005 (Third Team), 2004 (Honorable Mention)
Madison Cable	2016 (Honorable Mention)
Skylar Diggins	2012, 2013 (First Team), 2011 (Third Team), 2010 (Honorable Mention)
Megan Duffy	2005, 2006 (Honorable Mention)
Katryna Gaiher	1996, 1997 (Honorable Mention)
Niele Ivey	2001 (Third Team)
Jewell Loyd	2015 (First Team), 2014 (Second Team)
Kayla McBride	2014 (First Team), 2013 (Third Team)
Beth Morgan	1996, 1997 (Honorable Mention)
Arike Ogunbowale	2018 (Second Team)
Alicia Ratay	2000, 2002 (Honorable Mention)
Ruth Riley	2000, 2001 (First Team), 1999 (Third Team)
Lindsay Schrader	2010 (Honorable Mention)
Brianna Turner	2015 (Honorable Mention), 2016 (Second Team), 2017 (Second Team)



WBCA COACHES' ALL-AMERICA TEAM

Jacqueline Batteast	2005
Skylar Diggins	2011, 2012, 2013
Jewell Loyd	2014, 2015
Kayla McBride	2013, 2014
Arike Ogunbowale	2018
Ruth Riley	2001
Brianna Turner	2016, 2017

WBCA COACHES' ALL-AMERICA TEAM FINALIST

Honorable mention All-America

Natalie Achonwa	2013
Charel Allen	2007
Lindsay Allen	2016, 2017
Jacqueline Batteast	2002, 2004
Madison Cable	2016
Skylar Diggins	2010
Megan Duffy	2005, 2006
Katryna Gaither	1996, 1997
Marina Mabrey	2018
Beth Morgan	1996, 1997
Natalie Novosel	2011, 2012
Arike Ogunbowale	2017
Devereaux Peters	2011, 2012
Ruth Riley	1999, 2000
Karen Robinson	1991
Lindsay Schrader	2010
Jesscia Shepard	2018
Brianna Turner	2015

USBWA ALL-AMERICA TEAM

Skylar Diggins	2012, 2013
Jewell Loyd	2014, 2015
Kayla McBride	2014
Arike Ogunbowale	2018 (Second Team)
Ruth Riley	2000, 2001
Brianna Turner	2016, 2017

USBWA NATIONAL FRESHMAN OF THE YEAR

Jacqueline Batteast	2002
Jewell Loyd	2013

USBWA WOMEN'S BASKETBALL SCHOLAR-ATHLETE OF THE YEAR

Ruth Riley	2000
------------	------

UPI ALL-AMERICA TEAM

Katryna Gaither	1996 (Honorable Mention)
Beth Morgan	1996 (Honorable Mention)

WOODEN AWARD ALL-AMERICA TEAM

Skylar Diggins	2012, 2013
Jewell Loyd	2015
Kayla McBride	2014

ESPNW ALL-AMERICA TEAM

Arike Ogunbowale	2018
------------------	------

USA TODAY ALL-AMERICA TEAM

Arike Ogunbowale	2018
------------------	------

SENIOR CLASS AWARD ALL-AMERICA TEAM

Lindsay Allen	2017 (Second Team)
Skylar Diggins	2013 (First Team)
Natalie Novosel	2012 (Second Team)

NCAA WOMEN'S FINAL FOUR MOST OUTSTANDING PLAYER

Arike Ogunbowale	2018
Ruth Riley	2001

NCAA WOMEN'S FINAL FOUR ALL-TOURNAMENT TEAM

Skylar Diggins	2011, 2012
Niele Ivey	2001
Jewell Loyd	2014, 2015
Kayla McBride	2014
Arike Ogunbowale	2018
Devereaux Peters	2011
Ruth Riley	2001
Jessica Shepard	2018
Brianna Turner	2015

NCAA CHAMPIONSHIP REGIONAL MVP

Lindsay Allen	2015 (Oklahoma City)
Skylar Diggins	2011 (Dayton), 2012 (Raleigh), 2013 (Norfolk)
Katryna Gaither	1997 (East)
Jewell Loyd	2014 (Notre Dame)
Arike Ogunbowale	2017 (Lexington), 2018 (Spokane)
Ruth Riley	2001 (Midwest)

NCAA REGIONAL ALL-TOURNAMENT TEAM

Natalie Achonwa	2012 (Raleigh), 2013 (Norfolk), 2014 (Notre Dame)
Lindsay Allen	2015 (Oklahoma City), 2017 (Lexington)
Jacqueline Batteast	2004 (East)
Becca Bruszewski	2011 (Dayton)
Skylar Diggins	2011 (Dayton), 2012 (Raleigh), 2013 (Norfolk)
Katryna Gaither	1997 (East)
Melissa Lechltner	2010 (Kansas City)
Jewell Loyd	2014 (Notre Dame), 2015 (Okla. City)
Marina Mabrey	2017 (Lexington), 2018 (Spokane)
Kayla McBride	2012 (Raleigh), 2013 (Norfolk), 2014 (Notre Dame)
Beth Morgan	1997 (East)
Natalie Novosel	2011 (Dayton), 2012 (Raleigh)
Arike Ogunbowale	2017 (Lexington), 2018 (Spokane)
Alicia Ratay	2001 (Midwest)
Ruth Riley	2000 (Midwest), 2001 (Midwest)
Kelley Siemon	2001 (Midwest)

POSTSEASON NWIT/WNIT ALL-TOURNAMENT TEAM

Katryna Gaither	1995
Mary Gavin	1986
Trena Keys	1986
Karen Robinson	1991

PRESEASON WNIT ALL-TOURNAMENT TEAM

Charel Allen	2007
Lindsay Allen	2016
Jacqueline Batteast (MVP)	2004
Skylar Diggins	2011
Megan Duffy	2004
Katryna Gaither	1996
Natalie Novosel	2011
Arike Ogunbowale (MVP)	2016

ACC PLAYER OF THE YEAR

Jewell Loyd	2015
Kayla McBride	2014 (Coaches)
Brianna Turner	2016

ACC COACH OF THE YEAR

Muffet McGraw	2014, 2016
---------------	------------

ACC ROOKIE OF THE YEAR

Brianna Turner	2015
----------------	------

ACC DEFENSIVE PLAYER OF THE YEAR

Brianna Turner	2016, 2017
----------------	------------

ACC ALL-CONFERENCE TEAM

Natalie Achonwa	2014 (Second Team)
Lindsay Allen	2016, 2017 (First Team)
Madison Cable	2016 (First Team)
Jewell Loyd	2014, 2015 (First Team)
Marina Mabrey	2018 (Second Team)
Kayla McBride	2014 (First Team)
Arike Ogunbowale	2018 (First Team)
Jessica Shepard	2018 (First Team)
Brianna Turner	2015, 2016, 2017 (First Team)
Jackie Young	2018 (Honorable Mention)

ACC ALL-DEFENSIVE TEAM

Jewell Loyd	2014, 2015
Brianna Turner	2015, 2016, 2017

ACC ALL-FRESHMAN TEAM

Brianna Turner	2015
Jackie Young	2017

ACC TOURNAMENT MVP

Lindsay Allen	2017
Madison Cable	2016
Jewell Loyd	2014, 2015

ACC ALL-TOURNAMENT TEAM

Natalie Achonwa	2014 (Second Team)
Lindsay Allen	2016, 2017 (First Team)
Madison Cable	2016 (First Team)
Madison Cable	2015 (Second Team)
Jewell Loyd	2014, 2015 (First Team)
Marina Mabrey	2017, 2018 (First Team)
Kayla McBride	2014 (First Team)
Arike Ogunbowale	2017, 2018 (First Team)
Taya Reimer	2015 (Second Team)
Jessica Shepard	2018 (Second Team)
Brianna Turner	2015, 2016 (First Team), 2017 (Second Team)

ACC PLAYER OF THE WEEK

Lindsay Allen	2015 (Dec. 28)
Madison Cable	2016 (Feb. 8), 2015 (Dec. 14)
Jewell Loyd	2015 (Jan. 26, Feb. 23), 2014 (Feb. 24, Dec. 8, Dec. 15)
Marina Mabrey	2017 (Feb. 20)
Kayla McBride	2014 (Feb. 3)
Arike Ogunbowale	2016 (Nov. 14), 2018 (Jan. 22)
Jessica Shepard	2017 (Dec. 18), 2018 (Jan. 29)
Brianna Turner	2016 (Dec. 12), 2015 (Jan. 19)

Jackie Young	2017 (Nov. 27)
--------------	----------------

ACC FRESHMAN OF THE WEEK

Brianna Turner	2015 (Jan. 5, Jan. 19, Jan. 26), 2014 (Nov. 17, Nov. 24, Dec. 29)
Jackie Young	2017 (Feb. 13), 2016 (Dec. 5)

ALL-ACC ACADEMIC TEAM

Natalie Achonwa	2014
Erin Boley	2017
Marina Mabrey	2016
Arike Ogunbowale	2016

ACC ACADEMIC HONOR ROLL

Natalie Achonwa	2014
Lindsay Allen	2017
Erin Boley	2017
Whitney Holloway	2015
Hannah Huffman	2014, 2015, 2016
Jewell Loyd	2014
Marina Mabrey	2016
Michaela Mabrey	2016
Kayla McBride	2014
Kristina Nelson	2015, 2017
Arike Ogunbowale	2016
Ali Patberg	2016, 2017
Taya Reimer	2014, 2015
Brianna Turner	2017
Markisha Wright	2015, 2016
Jackie Young	2017

BIG EAST PLAYER OF THE YEAR

Jacqueline Batteast	2005
Skylar Diggins	2012, 2013
Ruth Riley	2001

BIG EAST COACH OF THE YEAR

Muffet McGraw	2001, 2013
---------------	------------

BIG EAST DEFENSIVE PLAYER OF THE YEAR

Devereaux Peters	2011, 2012
Ruth Riley	1999, 2000, 2001

BIG EAST MOST IMPROVED PLAYER

Megan Duffy	2004
Natalie Novosel	2011
Kelley Siemon	2001

BIG EAST ROOKIE/FRESHMAN OF THE YEAR

Jacqueline Batteast	2002
Jewell Loyd	2013
Alicia Ratay	2000

BIG EAST FEMALE SCHOLAR-ATHLETE OF THE YEAR

Ruth Riley	2001
------------	------

BIG EAST WOMEN'S BASKETBALL SCHOLAR-ATHLETE OF THE YEAR

Megan Duffy	2006
Alicia Ratay	2003
Ruth Riley	2001



HISTORY

BIG EAST ALL-CONFERENCE TEAM

Natalie Achonwa	2013 (First Team)
Charel Allen	2007, 2008 (First Team)
Ashley Barlow	2009, 2010 (Second Team), 2008 (Honorable Mention)
Jacqueline Batteast	2004, 2005 (First Team), 2002, 2003 (Second Team)
Skylar Diggins	2011, 2012, 2013 (First Team), 2010 (Second Team)
Megan Duffy	2005, 2006 (First Team), 2004 (Honorable Mention)
Katryna Gaither	1996, 1997 (First Team)
Niele Ivey	2001 (First Team), 2000 (Second Team), 1999 (Third Team)
Jewell Loyd	2013 (Honorable Mention)
Kayla McBride	2013 (First Team)
Sheila McMillen	1999 (Second Team)
Beth Morgan	1996, 1997 (First Team)
Natalie Novosel	2011, 2012 (First Team)
Devereaux Peters	2011, 2012 (First Team)
Alicia Ratay	2003 (Honorable Mention), 2002 (First Team), 2001 (Third Team)
Ruth Riley	1999, 2000, 2001 (First Team)
Lindsay Schrader	2009, 2010 (First Team), 2008 (Honorable Mention)
Kelley Siemon	2001 (Honorable Mention)

BIG EAST ALL-FRESHMAN TEAM

Natalie Achonwa	2011
Charel Allen	2005
Ashley Barlow	2007
Jacqueline Batteast	2002
Skylar Diggins	2010
Courtney LaVere	2003
Melissa Lechlitner	2007
Jewell Loyd	2013
Brittany Mallory	2008
Natalie Novosel	2009
Devereaux Peters	2008
Alicia Ratay	2000
Ruth Riley	1998
Erica Solomon	2009
Erica Williamson	2007

BIG EAST TOURNAMENT MVP

Kayla McBride	2013
---------------	------

BIG EAST ALL-TOURNAMENT TEAM

Skylar Diggins	2010, 2011, 2013
Megan Duffy	2005
Katryna Gaither	1996, 1997
Jewell Loyd	2013
Kayla McBride	2012, 2013
Sheila McMillen	1999
Beth Morgan	1996, 1997
Natalie Novosel	2011
Devereaux Peters	2012
Ruth Riley	1999, 2001
Kelley Siemon	2001

BIG EAST PLAYER OF THE WEEK

Charel Allen	2007 (Jan. 22, Feb. 12)
Jacqueline Batteast	2005 (Jan. 24, Feb. 14), 2004 (Nov. 22, Dec. 20), 2003 (Dec. 29)
Teresa Borton	2005 (Feb. 28)
Melissa D'Amico	2005 (Dec. 19)
Skylar Diggins	2013 (Feb. 18, March 5), 2012 (Jan. 9, Feb. 28, Dec. 23), 2011 (Feb. 14, Nov. 21)
Megan Duffy	2006 (Jan. 23, Feb. 27), 2003 (Dec. 8)

Katryna Gaither	1997 (Jan. 13), 1996 (Jan. 9 & 16, Nov. 25, Dec. 2)
Danielle Green	1998 (Nov. 23)
Niele Ivey	2000 (Jan. 17), 1999 (Feb. 8, Nov. 27), 1998 (Nov. 16, Dec. 15)
Kayla McBride	2013 (Jan. 7)
Sheila McMillen	1999 (Feb. 22)
Beth Morgan	1997 (Feb. 2), 1995 (Dec. 4)
Natalie Novosel	2011 (Dec. 19)
Devereaux Peters	2012 (Jan. 23)
Alicia Ratay	2003 (Feb. 17), 2002 (Feb. 18 & 25)
Ruth Riley	2001 (Jan. 1 & 22, Feb. 12), 2000 (Feb. 21), 1999 (Jan. 11, Feb. 1, Dec. 6), 1998 (Dec. 28)
Kelley Siemon	2000 (Feb. 7)

BIG EAST ROOKIE/FRESHMAN OF THE WEEK

Natalie Achonwa	2010 (Dec. 13)
Charel Allen	2005 (Feb. 7)
Jacqueline Batteast	2002 (Jan. 7 & 28, Feb. 11), 2001 (Dec. 3, 10 & 17)
Diana Braendly	1996 (Feb. 12)
Skylar Diggins	2010 (Jan. 11 & 25, Feb. 8), 2009 (Nov. 23)
Katy Flecky	2002 (Feb. 25)
Erica Haney	1999 (Feb. 22)
Sherisha Hills	1998 (Nov. 30)
Courtney LaVere	2003 (March 3)
Jewell Loyd	2013 (Jan. 14, Feb. 25), 2012 (Nov. 26, Dec. 10)
Natalie Novosel	2009 (Jan. 12), 2008 (Dec. 29)
Alicia Ratay	2000 (Jan. 10, Feb. 7, 14 & 21), 1999 (Dec. 6 & 20)
Ruth Riley	1998 (Jan. 12, 19 & 26)
Lindsay Schrader	2005 (Nov. 21)
Kellie Watson	2008 (Dec. 1 & 8)
Markisha Wright	2012 (Jan. 2)

BIG EAST ALL-ACADEMIC TEAM

Charel Allen	2008
Jeannine Augustin	1996, 1997
Veronica Badway	2011
Ashley Barlow	2009, 2010
Jacqueline Batteast	2004, 2005
Diana Braendly	1996, 1998, 1999
Teresa Borton	2002, 2003, 2004, 2005
Alena Christiansen	2010
Skylar Diggins	2010, 2011, 2012, 2013
Megan Duffy	2003, 2004, 2005, 2006
Imani Dunbar	2000, 2001
Crystal Erwin	2006
Stacy Fields	1996
Katy Flecky	2002, 2004
Mary Forr	2011
Tulyah Gaines	2006, 2007
Breona Gray	2006
Danielle Green	1996, 1999
Hannah Huffman	2013
Whitney Holloway	2012, 2013
Monique Hernandez	2001, 2004
Kari Hutchinson	1998
Adrienne Jordan	1996, 1997
Jeneka Joyce	2001, 2002, 2004
Jill Krause	2002
Courtney LaVere	2005, 2006
Melissa Lechlitner	2007, 2008, 2009, 2010
Brittany Mallory	2012
Sheila McMillen	1999
Fraderica Miller	2009, 2010, 2012
Beth Morgan	1996
Natalie Novosel	2012
Mollie Peinck	1998
Carey Poor	1996
Susie Powers	2004, 2005
Alicia Ratay	2000, 2001, 2002, 2003

Ruth Riley	1998, 1999, 2000, 2001
Lindsay Schrader	2006, 2009
Le'Tania Severe	2002, 2003, 2004
Karen Swanson	2000, 2001, 2002, 2003
Amanda Tsipis	2005, 2006, 2007, 2008
Kaila Turner	2013
Anne Weese	2004
Kelsey Wicks	2002
Erica Williamson	2007, 2009, 2010

MIDWESTERN COLLEGIATE CONFERENCE PLAYER OF THE YEAR

Karen Robinson	1990, 1991
----------------	------------

MIDWESTERN COLLEGIATE CONFERENCE COACH OF THE YEAR

Muffet McGraw	1991
---------------	------

MIDWESTERN COLLEGIATE CONFERENCE NEWCOMER OF THE YEAR

Beth Morgan	1994
-------------	------

MIDWESTERN COLLEGIATE CONFERENCE TOURNAMENT MVP

Krissi Davis	1989, 1991
Margaret Nowlin	1992
Karen Robinson	1990

ALL-MIDWESTERN COLLEGIATE CONFERENCE TEAM

Letitia Bowen	1994 (First Team), 1993 (Second Team)
Krissi Davis	1991 (First Team)
Katryna Gaither	1995 (First Team)
Sara Liebscher	1989 (Second Team)
Beth Morgan	1994, 1995 (First Team)
Margaret Nowlin	1992 (First Team)
Karen Robinson	1989, 1990, 1991 (First Team)
Coquese Washington	1991, 1993 (Second Team)

MIDWESTERN COLLEGIATE CONFERENCE ALL-NEWCOMER TEAM

Stacy Fields	1993
Comalita Haysbert	1989
Michelle Marciniak	1992
Beth Morgan	1994
Kristin Knapp	1991
Mollie Peirick	1995
Coquese Washington	1990

MIDWESTERN COLLEGIATE CONFERENCE ALL-TOURNAMENT TEAM

Letitia Bowen	1994
Krissi Davis	1989, 1991
Beth Morgan	1994
Margaret Nowlin	1990, 1992
Sherri Orlosky	1992
Karen Robinson	1989, 1990, 1991

MIDWESTERN COLLEGIATE CONFERENCE PLAYER OF THE WEEK

Letitia Bowen	1993 (Jan. 10, March 6)
Krissi Davis	1991 (March 10), 1990 (March 6)
Katryna Gaither	1995 (Jan. 16, Feb. 26)
Comalita Haysbert	1992 (Feb. 3)

Michelle Marciniak	1991 (Dec. 9)
Beth Morgan	1994 (Feb. 7), 1993 (Dec. 26)
Margaret Nowlin	1992 (March 16), 1990 (Feb. 18)
Sherri Orlosky	1991 (Dec. 23)
Karen Robinson	1991 (Feb. 18), 1990 (Jan. 28), 1988 (Dec. 5)

NORTH STAR CONFERENCE PLAYER OF THE YEAR

Trena Keys	1985, 1986
------------	------------

NORTH STAR CONFERENCE COACH OF THE YEAR

Mary DiStanislaio	1985, 1986
Muffet McGraw	1988

ALL-NORTH STAR CONFERENCE TEAM

Sandy Botham	1986, 1987, 1988 (First Team), 1985 (Second Team)
Heidi Bunek	1987, 1988 (Second Team)
Mary Gavin	1987 (First Team), 1986, 1988 (Second Team)
Mary Beth Schueth	1985 (First Team), 1984 (Second Team)

BYRON V. KANALEY AWARD

Awarded to a Notre Dame senior student-athlete who is most exemplary as a student and leader.

Krissi Davis	1991
Skylar Diggins	2013
Megan Duffy	2006
Lisa Kuhns	1990
Carol Lally	1979
Maggie Lally	1981
Kara Leary	1994
Melissa Lechlitner	2010
Ruth Riley	2001

FRANCIS PATRICK O'CONNOR AWARD

Awarded to a male and female student-athlete who display the total embodiment of the true spirit of Notre Dame as exemplified by their contributions and inspiration to their respective teams.

Lindsay Allen	2017
Megan Duffy	2006
Kayla McBride	2014
Sheila McMillen	1999
Coquese Washington	1993

COMMUNITY CHAMPION AWARD

Awarded to Notre Dame student-athletes to recognize their contributions to the University and the community at-large.

Erica Williamson	2010
------------------	------

MONOGRAM CLUB TEAM MVP

Charel Allen	2007, 2008
Lindsay Allen	2016, 2017
Jacqueline Batteast	2002*, 2003, 2004, 2005
Becca Bruszewski	2011
Skylar Diggins	2013
Megan Duffy	2006
Melissa Lechlitner	2009, 2010
Jewell Loyd	2015
Kayla McBride	2014
Natalie Novosel	2012*
Arike Ogunbowale	2018
Devereaux Peters	2012*
Alicia Ratay	2002*

* co-recipients



WOODY MILLER PLAYER OF THE YEAR

Named in honor of late South Bend Tribune women's basketball beat writer Forrest "Woody" Miller and selected annually through vote of media covering Notre Dame women's basketball.

Lindsay Allen	2017
Madison Cable	2016
Skylar Diggins	2011, 2012, 2013
Jewell Loyd	2015
Kayla McBride	2014
Arike Ogunbowale	2018
Lindsay Schrader	2010

NOTRE DAME CLUB OF ST. JOSEPH VALLEY ROCKNE STUDENT-ATHLETE AWARD

Nicole Benz	2018
Alena Christiansen	2010
Veronica Badway	2011
Megan Duffy	2005, 2006
Whitney Holloway	2013
Hannah Huffman	2014, 2015
Jeneka Joyce	2004
Melissa Lechlittner	2009
Fraderica Miller	2012
Ali Patberg	2016, 2017
Alicia Ratay	2003*
Karen Swanson	2002, 2003*
Amanda Tsipis	2007, 2008

* - co-recipients

TEAM MOST IMPROVED PLAYER

Teresa Borton	2003
Ariel Braker	2013
Becca Bruszewski	2008, 2009
Madison Cable	2016*
Megan Duffy	2004
Katy Flecky	2002
Tulyah Gaines	2006, 2007*
Breona Gray	2005
Michaela Mabrey	2014
Kayla McBride	2012
Kristina Nelson	2018*
Natalie Novosel	2010, 2011
Arike Ogunbowale	2017
Taya Reimer	2015
Kathryn Westbeld	2016*
Erica Williamson	2007*
Jackie Young	2018*

* - co-recipients

TEAM DEFENSIVE PLAYER OF THE YEAR

Amanda Barksdale	2002
Ashley Barlow	2009, 2010*
Teresa Borton	2003*
Skylar Diggins	2010*
Tulyah Gaines	2008
Breona Gray	2005, 2006, 2007
Monique Hernandez	2004*
Jewell Loyd	2013, 2014
Marina Mabrey	2018*
Brittany Mallory	2011, 2012
Le'Tania Severe	2003*, 2004*
Brianna Turner	2015, 2016, 2017
Jackie Young	2018*

* - co-recipients

TEAM SPIRIT AWARD

Alena Christiansen	2009, 2010
Mary Forr	2011
Whitney Holloway	2012, 2014, 2015
Hannah Huffman	2016
Kristina Nelson	2017
Karen Swanson	2003
Amanda Tsipis	2005, 2006, 2007, 2008
Kaila Turner	2013
Mikayla Vaughn	2018
Anne Weese	2004
Kelsey Wicks	2002
Erica Williamson	2010

* - co-recipients

INTERNATIONAL SUCCESS

Through the years, the University of Notre Dame women's basketball program not only has achieved success during the college season, but also has seen its players and coaches reach similar heights on the international stage while representing both the United States and Canada.

All told, the Fighting Irish have seen 22 players who have successfully competed in domestic and/or international competition (with either USA or Canada Basketball), with the players having won 41 medals (including 26 golds, led by Ruth Riley's gold medal as a member of the 2004 U.S. Olympic Team). At least one Notre Dame player (either an alumnus, current player or incoming freshman) has played for a USA or Canada Basketball team at an international tournament in 13 of the past 15 years (2004–18), with the Fighting Irish collecting at least one gold medal each summer in that span.

Included on this list are three current Notre Dame players — guards Marina Mabrey & Arike Ogunbowale and forward Brianna Turner — who have combined to earn 12 medals (11 gold) in their careers, dating back to when they first signed their official national letters of intent to enroll at Notre Dame, and not counting any additional medals won during skills competitions related to 3x3 tournaments.

The Irish have four current staff members with international basketball experience in head coach Muffet McGraw, associate head coach Carol Owens (the 2008 USA Basketball Developmental Coach of the Year), associate coach Beth (Morgan) Cunningham (who played for four USA Basketball teams during the mid-1990s) and athletic trainer Anne Marquez. Together, this quartet has led its USA teams to 10 medals (seven gold) in 10 domestic or international competitions.

On Sept. 30, 2018, Jewell Loyd won a gold medal the FIBA World Cup with the USA National Team, becoming the first USA player to win both a five-on-five World Cup and 3x3 World Cup (2014) gold medal.

In August of 2017, Ogunbowale and the U23 USA squad travelled to Tokyo and won the Four Nations Tournament, defeating host Japan, Australia and Canada in a three-game round-robin tournament.

Natalie Achonwa made her second straight appearance at the Olympics in Rio, 2016, where she led team Canada to a quarterfinals appearance. Canada also reached the quarters at the 2012 London Games. In 2009, Achonwa made history as the youngest player selected to the Canadian Senior National Team when she was just 16 years old.

The summer of 2015 was particularly busy for Notre Dame on the international front, led by Achonwa ('14), who nabbed a pair of gold medals with Team Canada at the Pan Am Games and FIBA Americas Championship. The victory in the latter tournament was especially noteworthy as it clinched Canada's place in the 2016 Rio Olympics, and helped make Achonwa the first Fighting Irish player ever to appear in two Olympics.

Ogunbowale (3x3 World Championships) also earned a gold medal with USA Basketball at the FIBA 3x3 World Championships, while Marquez (Pan Am Games) added a silver medal to her collection.

In 2014, Jewell Loyd earned two gold medals in 3x3 play with the USA Basketball 3x3 National Team at the national championships in Colorado Springs, as well as the FIBA 3x3 World Championships in Moscow, Russia.

That same summer, Turner earned her fifth career USA Basketball gold medal (first signing to attend Notre Dame) as a starter and captain with the 2014 USA U18 Americas Championship Team. One of Turner's teammates on that squad was current Fighting Irish freshman guard Marina Mabrey (who declared her intention to enroll at Notre Dame later that year).

Skylar Diggins ('13) and Kayla McBride ('14) were members of the 2014–16 USA Basketball player pool and were among 16 finalists for the 2014 USA World Championship Team. They were the first Irish players to suit up with the USA Senior Women's National Team since Riley's 2004 Olympic appearance, and McBride, who joined the player pool prior to her

senior season (2013–14), became the first active Notre Dame player to train with the USA Senior Women's National Team.

Along with Achonwa's Olympic debut in the summer of 2012, Michaela Mabrey laid the foundation for her college career by leading the USA U18 National Team to the gold medal at the 2012 FIBA Americas U18 Championship in Puerto Rico. Mabrey was joined on that team by Marquez, giving the Fighting Irish another tie to international championship gold.

At the 2012 U17 World Championship in Amsterdam, Netherlands, Allen and Turner combined to lead the Americans to a 9–0 record and the gold medal.

As it turns out, Notre Dame is no stranger to international success on the U17 level, as Loyd helped USA Basketball to the title at the inaugural FIBA U17 World Championship in 2010 in Toulouse, France.

Diggins wrapped the summer of 2012 in historic fashion, earning her fifth USA Basketball gold medal, pacing the United States to the gold at the inaugural 3x3 World Championships in Athens, Greece.

A year earlier, Diggins teamed with fellow Notre Dame All-Americans Natalie Novosel and Devereaux Peters to become the first Fighting Irish trio to win gold medals for the same USA Basketball team in the same tournament, helping the U.S. to a 6–0 record and the 2011 World University Games title in Shenzhen, China.

Diggins averaged 12.3 ppg., while also leading all tournament players in assists (4.8 apg.) and ranking among the top 10 at the event in steals (third with team-high 3.3 spg.) and field-goal percentage (10th at .475). In fact, Diggins narrowly missed breaking two longstanding USA Basketball World University Games records, with her 20 steals ranking third all-time behind the 21 thefts collected in 1987 by Alisa Scott and Women's Basketball Hall of Famer/1988 Wade Trophy recipient Teresa Weatherpoon. Diggins' 29 assists also are third-most by a USA Basketball player at the World University Games, one off the record shared by Kamie Ethridge (1985) and Suzie McConnell (1987).

Peters also had an impressive showing at the World University Games as the leading American scorer off the bench (and fourth overall) with 10.0 points per game. She also was fourth on the team in rebounding (5.3 rpg.), and ranked among the top 10 in the entire tournament in field-goal percentage (fifth at .560, second-best on team) and blocked shots (ninth with team-high 1.0 bpg.).

Novosel was one of the "glue" players for the United States, starting all six games in her international debut and doing a bit of everything, winding up with 4.5 points, 3.3 rebounds and 1.6 steals per game, the latter total ranking fourth on the team.

Led by the Notre Dame trio, the United States set new USA Basketball World University Games records for scoring margin (+45.0 points per game) and average rebounds per game (56.5 rpg.). The Americans also posted their second-best scoring average ever at the World University Games, and best in 20 years (97.8 points per game; the record is 105.0 ppg. by the 1991 squad that included Hall of Famers Lisa Leslie, Dawn Staley and Ruthie Bolton), as well as their second-best defensive scoring average at the tournament, and best in 38 years (52.8 ppg.; the record is 48.0 ppg. set by the inaugural 1973 team).

Like Mabrey, McBride earned a place on the United States U18 National Team back in 2010, a squad that took home the gold medal at the FIBA U18 Americas Championship in Colorado Springs, Colo.

Owens made her mark as both an assistant coach and head coach in the USA Basketball program from 2006–09, helping the United States win four gold medals in as many international tournaments under her tutelage. The Chicago native coached twice at the FIBA U18 Americas Championship, striking gold as an assistant in 2006 and a head coach in 2008, and twice at the FIBA U19 World Championships, winning titles as an assistant in 2007 and head coach in 2009. During her four successful head-coaching runs with USA Basketball, Owens also had the opportunity to work with Diggins, adding an even greater Golden Dome glitter to the Americans' championship medals.

Other representatives of the Notre Dame women's basketball program to compete on the world stage include: Melissa Lechlitner ('10), who struck gold with the 2007 Women's U19 World Championship Team (making Lechlitner the first South Bend-area female to earn a gold medal in international basketball competition and paving the way for Diggins' gold rush), Megan Duffy ('06), who claimed a gold medal as a co-captain and starter for the

2005 USA World University Games Team, and Riley ('01), who made prior USA Basketball appearances in 1998 and 1999 before her historic Olympic gold medal in 2004, which made her one of just nine women's basketball players in history to win an NCAA title, a WNBA championship and an Olympic gold medal. Two other former Fighting Irish All-Americans — Katryna Gaither ('97) (two teams, two medals) and Cunningham ('97) (four teams, three medals) — also have suited up for Team USA since 1996.

In earlier years, Notre Dame also had several players compete at the U.S. Olympic Festival during its existence from 1978-95 — Trena Keys (1982-83 for North Team), Heidi Bunek (1985-86 for North Team), Karen Robinson (1987 and 1989 for East Team) and Kristin Knapp (1991 for West Team). Both Bunek and Robinson earned silver and bronze medals in their two appearances, while Knapp took home a bronze in her only visit.

McGraw herself served as an assistant coach with the South Team at the 1993 U.S. Olympic Festival, helping that squad post a perfect 4-0 record and claim the gold medal.

Notre Dame players also have been regular participants at USA Basketball national team trials in recent seasons, with at least one Fighting Irish player competing to wear the Stars and Stripes nearly every summer since 1996.

FIGHTING IRISH ON NATIONAL TEAMS

NATALIE ACHONWA ('14)

- 2009 - Canada Americas Championship Team***
- 2010 - Canada World Championship Team
- 2012 - Canada Olympic Team
- 2013 - Canada Americas Championship Team**
- 2015 - Canada Pan American Games Team*
- 2015 - Canada Americas Championship Team*
- 2014-16 - Canada Senior National Team Player Pool
- 2016 - Canada Olympic Team

HEIDI BUNEK ('89)

- 1985 - USA Olympic Festival North Team***
- 1986 - USA Olympic Festival North Team**

SKYLAR DIGGINS ('13)

- 2009 - USA U19 World Championship Team*
- 2011 - USA World University Games Team*
- 2012 - USA 3x3 World Championship Team*
- 2014-16 - USA Senior National Team Player Pool

MEGAN DUFFY ('06)

- 2005 - USA World University Games Team*

KATRYNA GAITHER ('97)

- 1997 - USA World Championship Qualifying Team**
- 1999 - USA Pan American Games Team***

TRENA KEYS ('86)

- 1982 - USA Olympic Festival North Team
- 1983 - USA Olympic Festival North Team

KRISTIN KNAPP ('94)

- 1991 - USA Olympic Festival West Team***

MELISSA LECHLITNER ('10)

- 2007 - USA U19 World Championship Team*

JEWELL LOYD ('16)

- 2018 USA FIBA World Cup*
- 2014 - USA 3x3 National Team*
- 2014 - USA 3x3 World Championship Team*

MARINA MABREY ('19)

- 2014 - USA U18 FIBA Americas*

MICHAELA MABREY ('16)

- 2012 - USA U18 Americas Championship Team*

ANNE MARQUEZ (ATHLETIC TRAINER)

- 2012 - USA U18 Americas Championship Team*+
- 2015 - USA Pan American Games Team**+

KAYLA MCBRIDE ('14)

- 2010 - USA U18 Americas Championship Team*
- 2014-16 - USA Senior National Team Player Pool

MUFFET MCGRAW (HEAD COACH)

- 1993 - USA Olympic Festival South Team*^

BETH MORGAN CUNNINGHAM ('97)

- 1996 - USA Basketball Select Team
- 1997 - USA World Championship Qualifying Team**
- 1997 - USA World University Games Team*
- 1999 - USA Pan American Games Team***

NATALIE NOVOSEL ('12)

- 2011 - USA World University Games Team*

ARIKE OGUNBOWALE ('19)

- 2013 - U18 3x3 World Championship*
- 2013 - USA U16 Americas Championship*
- 2014 - Youth Olympic Games*
- 2014 - USA U17 World Championship*
- 2015 - USA 3x3 World Championship**
- 2017 - USA U23 Four Nations Tournament*

CAROL OWENS (ASSOCIATE HEAD COACH)

- 2006 - USA U18 Americas Championship Team*^
- 2007 - USA U19 World Championship Team*^
- 2008 - USA U18 Americas Championship Team*#
- 2009 - USA U19 World Championship Team*#

DEVEREAUX PETERS ('11)

- 2011 - USA World University Games Team*

RUTH RILEY ('01)

- 1998 - USA Basketball Select Team
- 1999 - USA World University Games Team**
- 2004 - USA Olympic Team*

KAREN ROBINSON ('91)

- 1987 - USA Olympic Festival East Team***
- 1989 - USA Olympic Festival East Team**

BRIANNA TURNER ('18)



- 2014 - USA U18 Americas Championship Team*
- 2013 - FIBA 3x3 U18 World Championship*
- 2013 - USA U19 FIBA World Championship*
- 2012 - 2012 FIBA 3x3 U18 World Championship*
- 2012 - USA U17 World Championship*

* - won gold medal // ** - won silver medal //

*** - won bronze medal // ^ - assistant coach //

- head coach // + - athletic trainer

NOTE: Participation (teams/medals) only listed for student-athlete once she signed National Letter of Intent (thus, prior teams/medals for Loyd, Ogunbowale, Reimer and Turner, as well as Lindsay Allen and Marina Mabrey, not listed); staff noted from time they worked first game at Notre Dame.

IRISH IN THE



WNBA CHAMPIONS: JEWELL LOYD, SEATTLE STORM, 2018

DEVEREAUX PETERS, MINNESOTA LYNX, 2013, 2015

JACKIE BATTEAST, DETROIT SHOCK, 2006 • RUTH RILEY, DETROIT SHOCK, 2003, 2006

COQUESE WASHINGTON, HOUSTON COMETS, 2000

WNBA ALUMNI: CHAREL ALLEN • MEGAN DUFFY • KATRYNA GAITHER

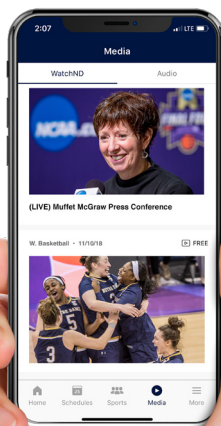
NIELE IVEY • BETH MORGAN CUNNINGHAM • NATALIE NOVOSEL

WOMEN'S BASKETBALL 2018-19 SCHEDULE

OCTOBER			
30	Lewis University*	7:00 p.m.	
NOVEMBER			
9	Harvard	4:00 p.m.	ACC
12	Penn	7:00 p.m.	ACC
17	at Depaul	2:00 p.m.	
22	vs. Gonzaga**	3:00 p.m.	
23	Vancouver Showcase**	TBA	
24	Vancouver Showcase**	TBA	
29	Iowa***	7:00 p.m.	ESPN 2
DECEMBER			
2	Connecticut#	4:00 p.m.	ESPN
8	at Toledo	1:00 p.m.	
16	Binghamton	1:00 p.m.	ACC
19	Western Kentucky	7:00 p.m.	ACC
22	at Marquette	1:30 p.m.	FS1
30	Lehigh	1:00 p.m.	ACC
JANUARY			
3	★ Pittsburgh	7:00 p.m.	ACC
6	★ at Georgia Tech	3:00 p.m.	RSN
10	★ Louisville	7:00 p.m.	ESPN
13	★ Wake Forest	1:00 p.m.	ACC
16	★ at Virginia Tech	7:00 p.m.	ACC
20	★ Boston College	1:00 p.m.	ACC
24	at Tennessee	7:00 p.m.	ESPN ESPN 2
27	★ at North Carolina	2:00 p.m.	ACC
31	★ at Clemson	7:00 p.m.	ACC

FEBRUARY			
3	★ Georgia Tech	12:00 p.m.	RSN
7	★ at Miami	7:00 p.m.	ACC
10	★ Florida State	12:00 p.m.	ESPN
13	★ at Boston College	7:00 p.m.	ACC
18	★ at NC State	7:00 p.m.	ESPN 2
21	★ Duke	7:00 p.m.	ACC
25	★ at Syracuse	6:00 p.m.	ESPN 2
MARCH			
3	★ Virginia	12:30 p.m.	RSN
ACC TOURNAMENT			
3/6-10	ACC Championship +	TBA	ESPN
NCAA TOURNAMENT			
3/22-31	NCAA Tournament ++	TBA	ESPN
FINAL FOUR			
4/5-7		TBA	ESPN

Live audio for all Women's Basketball games is available through our official Notre Dame Athletics app, available today in the App Store and Google Play.



★ ACC Game * Exhibition ** Vancouver Showcase
 *** Big Ten/ACC Challenge # Jimmy V Classic + at Greensboro, N.C.
 ++ Selected Sites All times Eastern and subject to change.