

20  18

NOTRE DAME FOOTBALL MEDIA GUIDE



TYLER NEWSOME

GR // PUNTER

SAM MUSTIPHER

GR // CENTER

DRUE TRANQUILL

GR // LINEBACKER

ALEX BARS

GR // OFFENSIVE LINE



7

HEISMAN
TROPHY WINNERS

11

CONSENSUS
NATIONAL TITLES

13

NFL
HALL OF FAMERS

34

BOWL APPEARANCES

52

COLLEGE FOOTBALL
HALL OF FAMERS

68

NFL FIRST ROUND
DRAFT PICKS

101

CONSENSUS
ALL-AMERICANS

192

FIRST-TEAM
ALL-AMERICANS





NOTRE DAME

FOOTBALL MISSION

TO **GRADUATE** ALL OF OUR
STUDENT-ATHLETES AND **WIN**
A NATIONAL CHAMPIONSHIP.

**IN THIS TRADITION OF EXCELLENCE DEVELOP THE
TRAITS NECESSARY TO COMPLETE THE MISSION**

TRAITS OF EXCELLENCE

- **ATTENTION TO DETAIL** •
- **LASER FOCUS** •
- **ATTITUDE** •
- **SMART** •
- **GRIT** •

20  18

NOTRE DAME FOOTBALL SCHEDULE

All Times Eastern

SEPTEMBER

1		MICHIGAN	7:30 PM	
8		BALL STATE	3:30 PM	
15		VANDERBILT	2:30 PM	
22		at Wake Forest	TBA	TBA
29		STANFORD	7:30 PM	

OCTOBER

6		at Virginia Tech	TBA	TBA
13		PITTSBURGH	2:30 PM	

BYE WEEK

27		at Navy	8:00 pm	
----	-------------------------------------------------------------------------------------	---------	---------	-------------------------------------------------------------------------------------

NOVEMBER

3		at Northwestern	TBA	TBA
10		FLORIDA STATE	7:30 PM	
17		vs. Syracuse	2:30 pm	
24		at USC	TBA	TBA



Contents	Page No.
Here Come the Irish	1-12
Table of Contents and Credits	1
Notre Dame Football ... At A Glance	2-3
2018 Notre Dame Roster	4-5
Irish By State & Hometown	6-7
How The Irish Were Built	8
Fighting Irish Photo Roster	9-12
The Fighting Irish	13
Student-Athletes	13-77
Coaches and Support Staff	78-109
Dick Corbett Head Coach Brian Kelly	78-85
Del Alexander	86-87
Autry Denson	87-88
Mike Elston	88-89
Terry Joseph	90
Bob Hinton Defensive Coordinator Clark Lea	91-92
John and Bobbie Arlotta Family Offensive Coordinator Chip Long	92-93
Pat and Jana Eilers Family Defensive Backs Coach Todd Lyght	93-94
Brian Pollan	95-96
Jeff Quinn	96-97
Tom Rees	97-98
Matt Ballis	98-99
Support Staff	100-109
2017 Season Review	110-138
Temple	110
Georgia	110
Boston College	111
Michigan State	111
Miami, Ohio	112
North Carolina	112
USC	113
NC State	113
Wake Forest	114
Miami, Florida	114
Navy	115
Stanford	115
LSU	116
Honors & Awards	116-117
Season Results	118
Team Statistics	118
Individual Stats	118-120
Game-by-Game Participation	121-122
Game-by-Game Starters	123
Notre Dame Game-by-Game Statistics	124
Opponent Game-by-Game Statistics	125
Game-by-Game Comparison	126
Red-Zone Statistics	127
3rd Down / 4th Down / Time of Possession	128
Notre Dame and Opponent Scoring Drives	129
Game-by-Game Individual Statistics	130-133
Miscellaneous Stats	134
Notre Dame/Opponent Big Plays	135-136
Notre Dame and Opponent Superlatives	137
History and Records	139-248
Individual Records	139-150
Team Records	151-157
Opponent Records	157-159
Longest Plays	160-161
Year-by-Year Leaders	161-167
NCAA Statistical Leaders	167-168
NCAA Records	169
Statistical Trends	170-171

Contents	Page No.
All-Time Scores	172-188
Year-by-Year Record	189-190
Super Seasons	191
Series Scores	192-205
Records vs. Conferences	205-205
Records vs. Opponents	206-207
Bowl Summaries	207-210
Bowl Records	210-212
National Championships	213
1924 Consensus National Champions	214
1929 Consensus National Champions	215
1930 Consensus National Champions	216
1943 Consensus National Champions	217
1946 Consensus National Champions	218
1947 Consensus National Champions	219
1949 Consensus National Champions	220
1966 Consensus National Champions	221
1973 Consensus National Champions	222
1977 Consensus National Champions	223
1988 Consensus National Champions	224
Heisman Trophy	225-229
Consensus All-Americans	230
All-Time All-Americans	231-233
College Football Hall of Fame	234-235
Pro Football Hall of Fame	236
Honors and Accolades	237-243
Irish in the NFL	244-249
Irish and the NFL Draft	250-255
Knute Rockne	256
George Gipp	257
The Four Horsemen	258
University and Media Information	260-272
University of Notre Dame	260
University Leadership	261-262
Notre Dame Stadium	263
Bigger Than Brick	264-265
Guglielmino Athletics Complex	266
Irish Indoor Athletics Center	267
Football Practice Facilities	268
Media Information	269-270
NBC Sports	271
Legends/JMI Sports Radio Network	272

CREDITS

The 2018 Notre Dame Football Media Guide is a copyright production of the University of Notre Dame Fighting Irish Media, 112C Joyce Center, Notre Dame, Indiana 46556.

This publication was compiled, written and edited by director of football media relations Michael Bertsch, assistant athletic communications director Michael Scholl and assistant athletic communications director Joanne Norell.

Special thanks to the social media senior program manager Katie Meyers, South Bend Tribune photographic department, Mike and Sue Bennett and the Lighthouse Imaging staff, Matt Cashore, Kevin Leahy, Brian Spurlock Photography, Joe Raymond, Linda Dunn, Kevin Burke, Heather Gollatz, David Berta, Gary Mills, Ed Ballotts, Mike Binette, Chuck Linster, Scott Ecker, John Dlugolecki, John Dunn, Cheryl Ertelt, Pete Fontaine, Bruce Harlan, Greg Kohs, Pete LaFleur, Br. Charles McBride, Steven Navratil, Bill Panzica/Sporting Shots, Bob Rosato, Mike Stahlschmidt, James Smith, Jack Stohlman, Jack Berry, Don Stacy, Vince Webby, Rico Casares and Vince Muzik for their photographic contributions.

© University of Notre Dame, Fighting Irish Media, 2018. All rights reserved.

UNIVERSITY INFORMATION

- **Location:** Notre Dame, Indiana
- **Founded:** 1842
- **Nickname:** Fighting Irish
- **Colors:** Blue and Gold
- **Enrollment:** 8,530 (undergraduates), 12,393 (total)
- **Stadium:** Notre Dame Stadium (FieldTurf/77,622)
- **President:** Rev. John I. Jenkins, C.S.C.
- **Provost:** Thomas Burish
- **NCAA Faculty Representative:** Patricia Bellia
- **University Vice President/James E. Rohr Director of Athletics:** Jack Swarbrick
- **Senior Associate Athletics Director:** Rob Kelly
- **Director of Football Media Relations:** Michael Bertsch
- **Athletics Communications Asst. Director:** Michael Scholl
- **Athletics Communications Asst. Director:** Joanne Norel
- **On the Web:** UND.com/NDFootball

FOOTBALL INFORMATION

- **Offensive Formation:** Spread
- **Defensive Formation:** Multiple
- **2017 Overall Record:** 10-3
- **Final Ranking:** 11 (Associated Press)/11 (Amway Coaches)
- **Offensive/Defensive Starters From 2017 Returning/Lost:** 13/8
- **Offensive Starters From 2017 Returning/Lost:** 5/5
- **Defensive Starters From 2017 Returning/Lost:** 8/3
- **Special Teams Starters From 2017 Returning/Lost:** 4/0
- **Monogram Winners Returning/Lost:** 46/23

COACHING STAFF

Name (Alma Mater, Year)	Title
Brian Kelly (Assumption, '83)	Head Coach
Clark Lea (Vanderbilt, '04)	Defensive Coordinator
Chip Long (North Alabama, '06)	Offensive Coordinator
Mike Elston (Michigan, '98)	Associate Head Coach/Defensive Line
Brian Polian (John Carroll, '97)	Recruiting Coordinator/Special Teams Coordinator
Autry Denson (Notre Dame, '99)	Running Backs
Jeff Quinn (Elmhurst College, '84)	Offensive Line
Todd Lyght (Notre Dame, '91)	Defensive Backs
Del Alexander (USC, '95)	Wide Receivers
Terry Joseph (Northwestern State, '96)	Defensive Backs
Tom Rees (Notre Dame, '13)	Quarterbacks
Larry Black (Indiana, '12)	Graduate Assistant (Defense)
Nick Lezynski (Notre Dame, '11)	Graduate Assistant (Defense)
Aaron Coeling (Wittenberg, '14)	Graduate Assistant (Offense)
Brandon Lemon (Salisbury '12)	Graduate Assistant (Offense)
Clay Bignell (Montana State, '11)	Senior Defensive Analyst
Prace Tracy (USB, '14)	Offensive Analyst
Chris O'Leary (Indiana State '15)	Defensive Analyst
Tyler Plantz (Notre Dame, '14)	Special Teams Analyst

2017 SCHEDULE & RESULTS

Date	Opponent	W/L	Score	Attend.	TV
Sept. 2	Temple	W	49-16	77,622	NBC
Sept. 9	(15) Georgia	L	19-20	77,622	NBC
Sept. 16	at Boston College	W	49-20	44,500	ESPN
Sept. 23	at Michigan State	W	38-18	74,023	FOX
Sept. 30	Miami (Ohio)	W	52-17	77,622	NBCSN
Oct. 7	at North Carolina	W	33-10	57,000	ABC
Oct. 21	(11) USC	W	49-14	77,622	NBC
Oct. 28	(14) NC State	W	35-14	77,622	NBC
Nov. 4	Wake Forest	W	48-37	77,622	NBC
Nov. 11	at (7) Miami (Fla.)	L	8-41	65,303	ABC
Nov. 18	Navy	W	24-17	77,622	NBC
Nov. 25	at (20) Stanford	L	20-38	47,352	ABC
*Jan. 1	vs. (17) LSU	W	21-17	57,726	ABC

*games played at neutral sites
Rankings are Associated Press poll

RETURNING STATISTICAL LEADERS

PASSING

	Comp.	Att.	Yards	Pct.	TD	INT	Avg./G	Effic.
Brandon Wimbush	136	275	1870	49.5	16	6	155.8	121.4
Ian Book	46	75	456	61.3	4	4	45.6	119.3

RUSHING

	Rec.	Yards	Avg.	TD	Yds/Gm	Long
Brandon Wimbush	141	803	5.7	14	66.9	65
Dexter Williams	39	360	9.2	4	36.0	66
Tony Jones Jr.	44	232	5.3	3	32	19.3

RECEIVING

	Rec.	Yards	Avg.	TD	Yds/Gm	Long
Chase Claypool	29	402	13.9	2	33.5	44
Alizé Mack	19	166	8.7	1	16.6	32
Miles Boykin	12	253	21.1	2	21.1	55

TACKLES

	Total	Solo	Assist	TFL	Sacks	INT	PBU	FF	FR
Te'von Coney	57	59	116	13.0-34	3.0-19	0-0	0	1	1-0
Drue Tranquill	44	41	85	10.5-37	1.5-13	1-0	3	1	3-15
Julian Love	45	23	68	1.0-2	0.0-0	3-153	20	0	0
Jerry Tilley	25	31	56	9.0-25	4.5-18	0-0	0	1	0

RETURNING IN 2017

OFFENSIVE MONOGRAM WINNERS RETURNING (18)

OL Alex Bars, QB Ian Book, WR Miles Boykin, WR Chase Claypool, OL Liam Eichenberg, WR Chris Finke, OL Robert Hainsey, RB Tony Jones Jr., TE Cole Kmet, OL Tommy Kraemer, TE Alizé Mack, OL Sam Mustipher, OL Trevor Ruhland, TE Nic Weishar, RB Dexter Williams, QB Brandon Wimbush, TE Brock Wright, WR Michael Young

DEFENSIVE MONOGRAM WINNERS RETURNING (24)

LB Asmar Bilal, DL Jonathan Bonner, S Nick Coleman, LB Te'von Coney, CB Shawn Crawford, DL Micah Dew-Treadway, S Jalen Elliott, S Nicco Fertitta, S Jordan Genmark Heath, DL Daelin Hayes, DL Kurt Hinish, DL Jamir Jones, LB Jonathan Jones, DL Khalid Kareem, CB Julian Love, DL Julian Okwara, CB Troy Pride Jr., LB Robert Reagan, LB Isaiah Robertson, S Devin Studstill, DL Myron Tagovailoa-Amosa, DL Jerry Tilley, LB Drue Tranquill, CB Dante Vaughn

SPECIAL TEAMS MONOGRAM WINNERS RETURNING (4)

K Jonathan Doerer, P Tyler Newsome, LS John Shannon, K Justin Yoon

MONOGRAM WINNERS LOST (23)

RB Josh Adams, OL Hunter Bivin, OL Sam Bush, OL Jimmy Byrne, WR Keenan Centivire, WR Grant Hammann, DL Jay Hayes, DL Ryan Kilander, LB Greer Martini, RB Deon McIntosh, OL Mike McGlinchey, DL Pete Mokwuah, LB Nyles Morgan, OL Quenton Nelson, WR C.J. Sanders, WR Cam Smith, TE Durham Smythe, WR Equanimeous S. Brown, DL Andrew Trumbetti, QB Montgomery VanGorder, WR Austin Webster, WR Kevin Stepherson, CB Nick Watkins

STARTERS

OFFENSIVE PLAYERS WITH STARTING EXPERIENCE RETURNING (12)

Name (Pos.)	2014	2015	2016	2017	Streak	Career
Alex Bars (LG/RT)	0	2	12	13	24	27
Sam Mustipher (C)	0	0	12	13	25	25
Tommy Kraemer (RT)	0	0	0	12	0	12
Brandon Wimbush (QB)	0	0	0	11	0	11
Alizé Mack (TE)	0	0	5	6	0	11
Chase Claypool (WR)	0	0	0	8	0	8
Nic Weishar (TE)	0	2	1	1	0	4
Ian Book (QB)	0	0	0	2	1	2
Robert Hainey (RT)	0	0	0	1	1	1
Tony Jones Jr. (RB)	0	0	0	1	0	1
Miles Boykin (WR)	0	0	0	1	1	1
Chris Finke (WR)	0	0	0	1	1	1

OFFENSIVE PLAYERS WITH STARTING EXPERIENCE LOST (10)

Name (Pos.)	2014	2015	2016	2017	Streak	Career
Mike McGlinchey (RT/LT)	1	13	12	13	39	39
Quenton Nelson (LG)	0	11	12	13	31	36
Durham Smythe (TE)	0	3	12	13	26	28
Equanimeous St. Brown (WR)	0	0	12	13	25	25
Josh Adams (RB)	0	3	9	13	21	25
C.J. Sanders (WR)	0	0	7	0	0	7
Kevin Stepherson (WR)	0	0	3	3	0	6
Cam Smith (WR)	0	0	0	4	0	4
Freddy Canteen (WR)	0	0	0	1	0	1
Hunter Bivin (RG)	0	0	1	0	0	1

DEFENSIVE PLAYERS WITH STARTING EXPERIENCE RETURNING (12)

Name (Pos.)	2014	2015	2016	2017	Streak	Career
Drue Tranquill (S/LB)	3	1	12	13	25	29
Jerry Tillery (DL)	0	3	11	13	25	27
Julian Love (CB)	0	0	8	13	21	21
Te'von Coney (LB)	0	0	9	7	7	16
Nick Coleman (CB)	0	0	2	12	2	14
Jonathan Bonner (DL)	0	0	1	13	14	14
Jalen Elliott (S)	0	0	0	13	13	13
Daelin Hayes (DL)	0	0	0	12	2	12
Devin Studstill (S)	0	0	9	0	0	9
Troy Pride Jr. (CB)	0	0	3	4	4	7
Donte Vaughn (CB)	0	0	4	0	0	4
Shaun Crawford (CB)	0	0	2	1	0	3

DEFENSIVE PLAYERS WITH STARTING EXPERIENCE LOST (5)

Name (Pos.)	2014	2015	2016	2017	Streak	Career
Nyles Morgan (LB)	4	0	12	12	0	28
Greer Martini (LB)	2	4	4	7	1	17
Jay Hayes (DL)	0	0	0	13	13	13
Andrew Trumbetti (DL)	1	3	7	1	0	11
Nick Watkins (CB)	0	1	0	9	0	10

WHAT RETURNS BY PERCENTAGE

Rushing Yards	45.4
Passing Yards	100.0
Receiving Yards	44.7
Punt Return Yards	100.0
Kickoff Return Yards	6.6
Scoring	66.3
Total Yards	67.2
All-Purpose Yards	43.5
Field Goals	100.0
Punting Yards	100.0
Tackles	78.8
Tackles for Loss	82.3
Sacks	91.7
Forced Fumbles	62.5
Fumble Recoveries	100.0
Interceptions	90.0
Passes Broken Up	94.2

IRISH BY CLASS

GRADUATES (7)

OL Alex Bars, DL Jonathan Bonner, OL Sam Mustipher, P Tyler New-some, RB/FB Keenan Sweeney, LB Drue Tranquill, TE Nic Weishar

SENIORS (24)

CB Brian Ball, LB Asmar Bilal, WR Miles Boykin, S Nick Coleman, LB Te'von Coney, CB Shaun Crawford, DL Micah Dew-Treadway, DL Lincoln Feist, S Nicco Fertitta, WR Chris Finke, QB Nolan Henry, DL Brandon Hutson, TE Alizé Mack, LB Kier Murphy, OL Logan Plantz, LB Robert Regan, P Jeff Riney, OL Trevor Ruhland, LB Devyn Spruell, LB Jimmy Thompson, DL Jerry Tillery, RB Dexter Williams, QB Brandon Wimbush, K Justin Yoon

JUNIORS (26)

CB Temitope Agoro, RB Mick Assaf, QB Ian Book, LS Matt Bushland, WR Chase Claypool, OL Liam Eichenberg, S Jalen Elliott, CB/WR Brandon Garcia, S Alohi Gillman, DL Daelin Hayes, DL Jamir Jones, LB Jonathan Jones, RB Tony Jones Jr., DL Khalid Kareem, OL Tommy Kraemer, CB Julian Love, WR Javon McKinley, LB D.J. Morgan, DL Adetokunbo Ogundiji, DL Julian Okwara, CB Troy Pride Jr., S Christopher Schilling, LS John Shannon, WR Arion Shinaver, S Devin Studstill, CB Donte Vaughn

SOPHOMORES (25)

WR/RB Jafar Armstrong, OL Aaron Banks, QB J.D. Carney, QB Avery Davis, K/P Jonathan Doerer, RB Cameron Ekanayake, DL Darnell Ewell, LB Jordan Genmark Heath, OL Dillan Gibbons, OL Colin Grunhard, OL Robert Hainsey, TE Jack Henige, DL Kurt Hinish, TE Cole Kmet, TE Xavier Lezynski, OL Josh Lugg, DB John Mahoney, LB Jeremiah Owusu-Koramoah, S Patrick Pelini, LB Isaiah Robertson, DL Myron Tagovailoa-Amosa, DL Kofi Wardlow, LB Drew White, TE Brock Wright, WR Michael Young

FRESHMEN (36)

DL Jayson Ademilola, DL Justin Ademilola, WR Leo Albano, DB Der-rik Allen, WR Kevin Austin, LB Bo Bauer, OL Cody Benjamin, DB Tariq Bracy, DB DJ Brown, DB Noah Boykin, QB/TE Cole Capen, OL John Dirksen, RB C'Bo Flemister, DL Ja-Mion Franklin, DB Houston Griffith, OL Luke Jones, WR Micah Jones, QB Phil Jurkovec, WR Lawrence Keys III, LB Jack Lamb, WR Braden Lenzy, OL Cole Mabry, WR Greg Mailey, DB Paul Moala, LB Ovie Oghoufo, OL Jarrett Patterson, P Jake Rittman, WR Matt Salerno, OL Max Siegel, LB Shayne Simon, RB Jahmir Smith, TE George Takacs, DB Marcus Thorne, TE Tommy Tremble, LS Michael Vinson, WR/DB Joe Wilkins Jr.

NUMERICAL

No.	Name	Pos.
2	*Jordan Genmark Heath	LB
2	**Dexter Williams	RB
3	Avery Davis	QB
3	Houston Griffith	DB
4	Kevin Austin	WR
4	***Te'von Coney	LB
5	**Troy Pride Jr.	CB
6	*Tony Jones Jr.	RB
7	Derrik Allen	DB
7	**Brandon Wimbush	QB
8	Jafar Armstrong	WR/RB
9	*Donte Vaughn	CB
9	**Daelin Hayes	DL
10	Tariq Bracy	DB
10	**Chris Finke	WR
11	Alohi Gilman	S
12	*Ian Book	QB
12	DJ Brown	DB
13	Lawrence Keys III	WR
13	Paul Moala	DB
14	J.D. Carney	QB
14	**Devin Studstill	S
15	Phil Jurkovec	QB
15	D.J. Morgan	LB
16	Noah Boykin	DB
17	Nolan Henry	QB
17	*Isaiah Robertson	LB
16	Cameron Ekanayake	RB
18	Joe Wilkins	WR/DB
19	Justin Ademinola	DL
19	***Justin Yoon	K
20	*Shaun Crawford	CB
20	C'Bo Flemister	RB
21	**Jalen Elliott	S
22	**Asmar Bilal	LB
23	***Drue Tranquill (C)	LB
24	***Nick Coleman	S
24	Tommy Tremble	TE
25	Braden Lenzy	WR
25	John Mahoney	DB
26	Temitope Agoro	CB
26	Leo Albano	WR
27	**Julian Love	CB
27	Arion Shinauer	WR
28	***Nikko Fertitta	S
29	Ovie Oghoufo	LB
29	Matt Salerno	WR
30	Jeremiah Owusu-Koramoah	LB
30	Jake Rittman	P
31	Cole Capen	QB/TE
31	Jack Lamb	LB
32	Mick Assaf	RB
32	Patrick Peline	LB
33	Shayne Simon	LB
33	Keenan Sweeney	RB/FB
34	Jahmir Smith	RB
36	Brian Ball	CB
37	*Robert Regan	LB
38	Christopher Schilling	S
39	*Jonathan Doerer	K/P
39	Brandon Garcia	CB/WR
40	Drew White	LB
41	*Kurt Hinish	DL
42	*Julian Okwara	DL
42	Jeff Riney	P
43	Greg Mailey	WR
43	Marcus Thorne	DB
44	*Jamir Jones	DB

ALPHABETICAL

No.	Name	Pos.	Ht.	Wt.	Cl./Elg.	^ Hometown/High School
57	Jayson Ademilola	DL	6-3	284	Fr./1	Jackson, NJ/St. Peter's Prep
19	Justin Ademilola	DL	6-1 3/4	246	Fr./1	Jackson, NJ/St. Peter's Prep
26	Temitope Agoro	CB	6-0 3/8	204	Jr./3	Riverdale, MD/Parkdale
26	Leo Albano	WR	6-2	205	Fr./1	Charleston, SC/Bishop England
7	Derrik Allen	DB	6-1 1/2	213	Fr./1	Marietta, GA/Lassiter
8	Jafar Armstrong	WR/RB	6-0 3/4	218	So./1	Lee's Summit, MO/Bishop Miege
32	Mick Assaf	RB	5-11	211	Jr./3	Atlanta, GA/Pace Academy
4	Kevin Austin	WR	6-2	210	Fr./1	Ft. Lauderdale, FL/North Broward Prep
36	Brian Ball	CB	5-10 1/8	197	Sr./4	Indianapolis, IN/Bishop Chatard
69	Aaron Banks	OL	6-5 3/4	319	So./1	Alameda, CA/El Cerrito
71	***Alex Bars (C)	OL	6-6 1/8	315	Gr./4	Nashville, TN/Montgomery Bell Academy
52	Bo Bauer	LB	6-2 3/4	225	Fr./1	Harborcreek, PA/Cathedral Prep
63	Cody Benjamin	OL	6-3 1/4	230	Fr./1	Tampa, FL/Berkeley Prep
22	**Asmar Bilal	LB	6-2	225	Sr./3	Indianapolis, IN/Ben Davis
55	**Jonathan Bonner	DL	6-3 3/4	295	Gr./4	Chesterfield, MO/Parkway Central
12	*Ian Book	QB	6-0 1/8	203	Jr./2	El Dorado Hills, CA/Oak Ridge
81	**Miles Boykin	WR	6-4	228	Sr./3	Tinley Park, IL/Providence Catholic
16	Noah Boykin	DB	6-0 5/8	178	Fr./1	Washington, DC/Howard D. Woodson
10	Tariq Bracy	DB	5-10 1/8	170	Fr./1	Milpitas, CA/Milpitas
12	DJ Brown	DB	6-0 3/8	191	Fr./1	Annapolis, MD/St. John's College
46	Matt Bushland	LS	6-2	210	Jr./3	Dallas, TX/John Paul II
31	Cole Capen	QB/TE	6-5 1/2	220	Fr./1	Yorba Linda, CA/Orange Lutheran
14	J.D. Carney	QB	5-10	178	So./2	San Diego, CA/Cathedral Catholic
83	**Chase Claypool	WR	6-4 3/8	227	Jr./3	Abbotsford, BC/Abbotsford
24	**Nick Coleman	S	6-0 1/8	194	Sr./4	Dayton, OH/Archbishop Alter
4	***Te'von Coney	LB	6-1 1/8	240	Sr./4	Palm Beach Gardens, FL/Palm Beach Gardens
20	*Shaun Crawford	CB	5-9 1/8	181	Sr./3	Lakewood, OH/St. Edward
3	Avery Davis	QB	5-11	204	So./1	Cedar Hill, TX/Cedar Hill
57	*Micah Dew-Treadway	DL	6-4 1/8	300	Sr./3	Bolingbrook, IL/Bolingbrook
96	John Dirksen	OL	6-5 1/8	307	Fr./1	Maria Stein, OH/Marion Local
39	*Jonathan Doerer	K/P	6-3	200	So./2	Charlotte, NC/South Mecklenburg
74	*Liam Eichenberg	OL	6-6 1/8	308	Jr./2	Cleveland, OH/Saint Ignatius
18	Cameron Ekanayake	RB	6-0	193	So./2	Niles, MI/Edwardsburg
21	**Jalen Elliott	S	6-0 1/2	205	Jr./3	Richmond, VA/Lloyd C. Bird
94	Darnell Ewell	DL	6-3	330	So./1	Norfolk, VA/Lake Taylor
54	Lincoln Feist	DL	6-2 1/2	330	Sr./4	Rapid City, SD/St. Thomas More
28	***Nikko Fertitta	S	5-9	181	Sr./4	Las Vegas, NV/Bishop Gorman
10	**Chris Finke	WR	5-9 1/2	180	Sr./3	Dayton, OH/Archbishop Alter
20	C'Bo Flemister	RB	5-11 1/4	196	Fr./1	Williamson, GA/Pike County
98	Jamion Franklin	DL	6-1 3/8	306	Fr./1	Ridgely, MD/North Carolina
39	Brandon Garcia	CB/WR	5-8 1/4	195	Jr./3	Casa Grande, AZ/Seton Catholic Prep
27	Jordan Genmark Heath	LB	6-0 3/4	225	So./2	San Diego, CA/Cathedral Catholic
76	Dylan Gibbons	OL	6-4	313	So./1	Clearwater, FL/Clearwater Central Catholic
11	Alohi Gilman	S	5-10 1/2	202	Jr./2	Laie, HI/Kahuku
3	Houston Griffith	DB	5-11 3/4	205	Fr./1	Chicago, IL/IMG Academy (FL)
61	Colin Grunhard	OL	6-0 1/2	280	So./2	Mission, KS/Bishop Miege
72	*Robert Hainsey	OL	6-4 5/8	295	So./2	Pittsburgh, PA/IMG Academy (FL)
9	**Daelin Hayes	DL	6-3 3/4	265	Jr./3	Bellevue, MI/Skyline
49	Jack Henige	TE	6-5	240	So./2	Hinsdale, IL/Fenwick
17	Nolan Henry	QB	6-0	202	Sr./4	Vancouver, WA/Union
41	*Kurt Hinish	DL	6-1 3/4	295	So./2	Pittsburgh, PA/Central Catholic
49	Brandon Hutson	DL	6-3	245	Sr./4	Battle Creek, MI/Harper Creek Community
44	*Jamir Jones	DL	6-3 1/8	245	Jr./3	Rochester, NY/Aquinas Institute
45	*Jonathan Jones	LB	5-11 1/2	227	Jr./2	Ocoee, FL/Oak Ridge
70	Luke Jones	OL	6-4 7/8	303	Fr./1	Little Rock, AR/Pulaski Academy
80	Micha Jones	WR	6-4 1/2	212	Fr./1	Gurnee, IL/Warren
6	*Tony Jones Jr.	RB	5-11	220	Jr./2	St. Petersburg, FL/IMG Academy
15	Phil Jurkovec	QB	6-4 1/2	220	Fr./1	Pittsburgh, PA/Pine-Richland
53	*Khalid Kareem	DL	6-4	265	Jr./1	Detroit, MI/Harrison
13	Lawrence Keys III	WR	5-10 3/8	170	Fr./1	New Orleans, LA/McDonogh 35
84	*Cole Kmet	TE	6-5 1/2	258	So./2	Lake Barrington, IL/St. Viator
78	*Tommy Kraemer	OL	6-5 5/8	316	Jr./2	Cincinnati, OH/Elder
31	Jack Lamb	LB	6-3 3/4	226	Fr./1	Temecula, CA/Great Oak
25	Braden Lenzy	WR	5-11 3/8	170	Fr./1	Tigard, OR/Tigard Senior
48	Xavier Lezynski	TE	6-1	195	So./1	Newtown, PA/Notre Dame (NJ)
27	**Julian Love	CB	5-11	193	Jr./3	Westchester, IL/Nazareth Academy
75	Josh Lugg	OL	6-6 7/8	314	So./1	Wexford, PA/North Allegheny Sr.
60	Cole Mabrey	OL	6-5	270	Fr./1	Brentwood, TN/Brentwood

NUMERICAL

No.	Name	Pos.
45	*Jonathan Jones	LB
46	Matt Bushland	LS
46	Jimmy Thompson	LB
47	Kofi Wardlow	DL
48	Xavier Lezynski	TE
49	Jack Henige	TE
49	Brandon Hutson	DL
51	Devyn Spruell	LB
52	Bo Bauer	LB
53	*Khalid Kareem	DL
53	***Sam Mustipher (C)	OL
54	Lincoln Feist	DL
54	*John Shannon	LS
55	***Jonathan Bonner	DL
55	Jarrett Patterson	OL
56	John Dirksen	OL
57	Jayson Ademilola	DL
57	*Trevor Ruhland	OL
59	Kier Murphy	LB
60	Cole Mabrey	OL
61	Collin Grunhard	OL
62	Logan Plantz	OL
63	Cody Benjamin	OL
64	Max Siegel	OL
65	Michael Vinson	LS
69	Aaron Banks	OL
70	Luke Jones	OL
71	***Alex Bars (C)	OL
72	*Robert Hainsey	OL
74	*Liam Eichenberg	OL
75	Josh Lugg	OL
76	Dillan Gibbons	OL
78	*Tommy Kraemer	OL
80	Micah Jones	WR
81	**Miles Boykin	WR
82	**Nic Weishar	TE
83	**Chase Claypool	WR
84	*Cole Kmet	TE
85	***Tyler Newsome (C)	P
85	George Takacs	TE
86	**Alizé Mack	TE
87	*Michael Young	WR
88	Javon McKinley	WR
89	*Brock Wright	TE
91	Adetokunbo Ogundeji	DL
94	Darnell Ewell	DL
95	*Myron Tagavailoa-Amosa	DL
97	*Micah Dew-Treadway	DL
98	Jamion Franklin	DL
99	***Jerry Tillery	DL

ALPHABETICAL

No.	Name	Pos.	Ht.	Wt.	Cl./Elg.	^	Hometown/High School
86	**Alizé Mack	TE	6-4 3/4	247	Sr./4		Las Vegas, NV/Bishop Gorman
25	John Mahoney	DB	6-0	204	So./2		West Des Moines, IA/Valley
43	Greg Mailey	WR	6-1	190	Fr./1		Hudson, OH/Hudson
88	Javon McKinley	WR	6-2	219	Jr./2		Corona, CA/Centennial
13	Paul Moala	DB	5-11 1/2	212	Fr./1		Mishawaka, IN/Penn
15	D.J. Morgan	LB	6-2 1/8	224	Jr./2		Norwalk, CA/Saint John Bosco
59	Kier Murphy	LB	6-1 3/4	232	Sr./4		Rock Island, IL/Alleman
53	***Sam Mustipher (C)	OL	6-2 1/2	306	Gr./4		Olney, MD/Good Counsel
85	***Tyler Newsome (C)	P	6-2 1/2	214	Gr./4		Carrollton, GA/Carrollton
29	Ovie Oghoufo	LB	6-3	223	Fr./1		Lathrup Village, MI/Harrison
91	Adetokunbo Ogundeji	DL	6-4 3/8	255	Jr./2		West Bloomfield, MI/Walled Lake Central
42	*Julian Okwara	DL	6-4 1/2	241	Jr./3		Charlotte, NC/Ardey Kell
30	Jeremiah Owusu-Koramoah	LB	6-1 1/2	215	So./1		Hampton, VA/Bethel
55	Jarrett Patterson	OL	6-4 1/2	290	Fr./1		Laguna Hills, CA/Mission Viejo
32	Patrick Peltini	S	6-1	190	So./1		Youngstown, OH/Cardinal Mooney
62	Logan Plantz	OL	6-2 3/8	284	Sr./4		Frankfort, IL/Providence Catholic
5	**Troy Pride Jr.	CB	5-11 1/2	190	Jr./3		Greer, SC/Greer Senior
37	*Robert Regan	LB	6-2 3/8	213	Sr./4		Darien, IL/Hinsdale South
42	Jeff Riney	P	5-10 3/4	181	Sr./4		Katy, TX/Seven Lakes
30	Jake Rittman	P	6-3	190	Fr./1		Lawrence, KS/Free State
17	*Isaiah Robertson	LB	6-1 1/2	215	So./2		Bolingbrook, IL/Nequa Valley
57	*Trevor Ruhland	OL	6-3 5/8	295	Sr./3		Cary, IL/Cary-Grove Community
29	Matt Salerno	WR	6-0 1/2	185	Fr./1		Valencia, CA/Crespi Carmelite
38	Christopher Schilling	S	5-11 1/8	212	Jr./3		Overland Park, KS/St. Thomas Aquinas
54	*John Shannon	LS	6-2	235	Jr./2		Lake Forest, IL/Loyola Academy
27	Arion Shinaver	WR	6-1 1/4	186	Jr./3		Carmel, IN/Guerin Catholic
64	Max Siegel	OL	6-1 5/8	306	Fr./1		Fishers, IN/Brebeuf Jesuit
33	Shayne Simon	LB	6-2 3/4	222	Fr./1		West Orange, NJ/St. Peter's Prep
34	Jahmir Smith	RB	5-11	205	Fr./1		Sanford, NC/Lee County
51	Devyn Spruell	LB	6-2 1/4	240	Sr./4		Warren, NJ/Watchung Hills
14	**Devin Studstill	S	6-0 1/4	200	Jr./3		Riviera Beach, FL/Palm Beach Gardens
33	Keenan Sweeney	RB/FB	6-0	237	Gr./4		Snellville, GA/Brookwood
95	*Myron Tagavailoa-Amosa	DL	6-2 1/2	285	So./2		Ewa Beach, HI/Kapolei
85	George Takacs	TE	6-6	250	Fr./1		Naples, FL/Gulf Coast
46	Jimmy Thompson	LB	6-0	217	Sr./4		Hinsdale, IL/Central
82	Marcus Thorne	DB	6-2	200	Fr./1		Washington, IN/Washington
99	***Jerry Tillery	DL	6-6 3/4	305	Sr./4		Shreveport, LA/Evangel Christian Academy
23	***Drue Tranquill (C)	LB	6-2	235	Gr./4		Fort Wayne, IN/Carroll
24	Tommy Tremble	TE	6-3 1/4	228	Fr./1		Johns Creek, GA/Wesleyan
8	*Donte Vaughn	CB	6-2 3/4	211	Jr./3		Memphis, TN/Whitehaven
65	Michael Vinson	LS	6-2	228	Fr./1		Winnetka, IL/New Trier
47	Kofi Wardlow	DL	6-2 1/4	245	So./1		Washington, DC/St. John's College
82	**Nic Weishar	TE	6-4 3/4	246	Gr./4		Midlothian, IL/Marist
40	Drew White	LB	6-0 1/4	228	So./1		Boca Raton, FL/St. Thomas Aquinas
18	Joe Wilkins	WR/DB	6-1 1/2	185	Fr./1		North Fort Myers, FL/North Fort Myers
2	*Dexter Williams	RB	5-11	215	Sr./4		Orlando, FL/West Orange
7	*Brandon Wimbush	QB	6-1 3/4	225	Sr./3		Teaneck, NJ/St. Peter's Prep
89	*Brock Wright	TE	6-4 1/2	260	So./2		Cypress, TX/Cy-Fair
19	***Justin Yoon	K	5-10	198	Sr./4		Nashville, TN/Milton Academy (MA)
87	*Michael Young	WR	5-10	185	So./2		Saint Rose, LA/Destrehan

^ Class (academic year)/Eligibility (athletic season) for the 2017 campaign

* Number of monograms earned

PRONUNCIATION GUIDE

Jayson Ademilola – Add-e-me-oh-la
 Justin Ademilola – Add-e-me-oh-la
 Termitope Agoro – Tee-mo-tep
 Uh-go-row
 Jafar Armstrong – Juh-far
 Mick Assaf – Ace-saf
 Asmar Bilal – az-MAR bill-LAWL
 Tariq Bracy – Tuh-reek Bray-see
 Te'von Coney – tay-von
 Jonathan Doerer – Door-er
 Liam Eichenberg – Ike-n-burg
 Cameron Ekanayake – Eck-uh-ny-uh-kuh
 Darnell Ewell – Youll
 Lincoln Feist – fyist

Nicco Feritita – KNEE-coh fur-TEE-tah
 C'Bo Remister – See-bo
 Jamion Franklin – Jay-ME-on
 Jordan Genmark Heath – Jen-mark Heath
 Dillan Gibbons – Dillon
 Alohi Gillman – Uh-low-hee
 Daelin Hayes – DAY-lun
 Kurt Hinish – High-nish
 Jamir Jones – Juh-mear
 Phil Jurkovec – Jur-co-vik
 Khalid Kareem – Kah-lid
 Cole Kmet – Kuh-met
 Alizé Mack – al-Lih-zaye
 Javon McKinley – Juh-vonn

Paul Moala – Moo-ala
 Sam Mustipher – Mus-tuh-fur
 Ovie Oghoufo – Uh-GO-fu
 Adetokunbo Ogundeji – Ah-duh-kun-bo
 O-kin-day-jay
 Julian Okwara – Oak-wara
 Jeremiah Owusu-Koramoah – O-woo-sue
 Cora-moe-uh
 Robert Regan – ree-gan
 Jeff Riney – rye-knee
 Arion Shinaver – R-E-on Shin-uh-ver
 Jahmir Smith – Juh-mear
 Devyn Spruell – spru-well
 George Takacs – Tac-iss

Myron Tagavailoa-Amosa – Toung-oh-vie-low-uh Uh-moe-suh
 Donte Vaughn – Don-tay
 Kofi Wardlow – Ko-fee Ward-low
 Nic Weishar – wish-err

ARIZONA (1)

Name	City	High School
Brandon Garcia	Casa Grande	Seton Catholic Prep

ARKANSAS (1)

Luke Jones	Little Rock	Pulaski Academy
------------	-------------	-----------------

BRITISH COLUMBIA (1)

Chase Claypool	Abbotsford	Abbotsford
----------------	------------	------------

CALIFORNIA (11)

Aaron Banks	Alameda	El Cerrito
Ian Book	El Dorado Hills	Oak Ridge
Tariq Bracy	Milpitas	Milpitas
Cole Capen	Yorba Linda	Orange Lutheran
J.D. Carney	San Diego	Cathedral Catholic
Jordan Genmark Heath	San Diego	Cathedral Catholic
Jack Lamb	Temecula	Great Oak
Javon McKinley	Corona	Centennial
D.J. Morgan	Norwalk	Saint John Bosco
Jarrett Patterson	Laguna Hills	Mission Viejo
Matt Salerno		Crespi

DISTRICT OF COLUMBIA (2)

Noah Boykin	Washington	Howard D. Woodson
Kofi Wardlow	Washington	St. John's College

FLORIDA (11)

Kevin Austin	Ft. Lauderdale	North Broward Prep
Cody Benjamin	Tampa	Berkeley Prep
Te'von Coney	Palm Beach Gardens	Palm Beach Gardens
Dillan Gibbons	Clearwater	Clearwater Central Catholic
Jonathan Jones	Ocoee	Oak Ridge
Tony Jones Jr.	St. Petersburg	IMG Academy
Devin Studstill	Riviera Beach	Palm Beach Gardens
George Takacs	Naples	Gulf Coast
Drew White	Boca Raton	St. Thomas Aquinas
Joe Wilkins	North Ft. Myers	North Ft. Myers
Dexter Williams	Orlando	West Orange

HAWAII (2)

Alohi Gilman	Laie	Kahuku
Myron Tagovailoa-Amosa	Ewa Beach	Kapolei

GEORGIA (6)

Derrik Allen	Marietta	Lassiter
Mick Assaf	Atlanta	Pace Academy
C'Bo Flemister	Williamson	Pike County
Tyler Newsome	Carrollton	Carrollton
Keenan Sweeney	Snellville	Brookwood
Tommy Tremble	Johns Creek	Wesleyan

ILLINOIS (16)

Miles Boykin	Tinley Park	Providence Catholic
Micah Dew-Treadway	Bolingbrook	Bolingbrook
Houston Griffith	Chicago	IMG Academy (FL)
Jack Henige	Hinsdale	Fenwick
Micah Jones	Gurnee	Warren
Cole Kmet	Lake Barrington	St. Viator
Julian Love	Westchester	Nazareth Academy
Kier Murphy	Rock Island	Alleman
Logan Plantz	Frankfort	Providence Catholic
Robert Regan	Darien	Hinsdale South
Isaiah Robertson	Bolingbrook	Neuqua Valley
Trevor Ruhland	Cary	Cary-Grove Community
John Shannon	Lake Forest	Loyola Academy
Jimmy Thompson	Hinsdale	Central
Michael Vinson	Winnetka	New Trier
Nic Weishar	Midlothian	Marist

INDIANA (7)

Name	City	High School
Brian Ball	Indianapolis	Bishop Chatard
Asmar Bilal	Indianapolis	Ben Davis
Paul Moala	Mishawaka	Penn
Max Siegel	Fishers	Brebeuf Jesuit
Arion Shinaver	Noblesville	Guerin Catholic
Marcus Thorne	Washington	Washington Hatchet
Drue Tranquill	Fort Wayne	Carroll

IOWA (1)

John Mahoney	West Des Moines	Valley
--------------	-----------------	--------

KANSAS (3)

Colin Grunhard	Mission	Bishop Miege
Jake Hittman	Lawrence	Free State
Christopher Schilling	Overland Park	St. Thomas Aquinas

LOUISIANA (3)

Lawrence Keys III	New Orleans	McDonogh 35
Jerry Tillery	Shreveport	Evangel Christian Academy
Michael Young	Saint Rose	Destrehan

MARYLAND (4)

Temitope Agoro	Riverdale	Parkdale
DJ Brown	Annapolis	St. John's College
Jamion Franklin	Ridgely	North Caroline
Sam Mustipher	Olney	Good Counsel

MICHIGAN (6)

Cameron Ekanayake	Niles	Edwardsburg
Daelin Hayes	Belleville	Skyline
Brandon Hutson	Battle Creek	Harper Creek Community
Khalid Kareem	Detroit	Harrison
Ovie Oghougo	Lathrup Village	Harrison
Adetokunbo Ogundeji	West Bloomfield	Walled Lake Central

MISSOURI (2)

Jafar Armstrong	Lee's Summit	Bishop Miege
Jonathan Bonner	Chesterfield	Parkway Central

NEVADA (2)

Nicco Fertitta	Las Vegas	Bishop Gorman
Alizé Mack	Las Vegas	Bishop Gorman

NEW JERSEY (5)

Jayson Ademilola	Jackson	St. Peter's Prep
Justin Ademilola	Jackson	St. Peter's Prep
Devyn Spruell	Warren	Watchung Hills
Shayne Simon	West Orange	St. Peter's Prep
Brandon Wimbush	Hackensack	St. Peter's Prep

NEW YORK (1)

Jamir Jones	Rochester	Aquinas Institute
-------------	-----------	-------------------

NORTH CAROLINA (3)

Jonathan Doerer	Charlotte	South Mecklenburg
Julian Okwara	Charlotte	Ardrey Kell
Jahmir Smith	Sanford	Lee County

OHIO (8)

Nick Coleman	Dayton	Archbishop Alter
Shaun Crawford	Lakewood	St. Edward
John Dirksen	Maria Stein	Marion Local
Liam Eichenberg	Cleveland	St. Ignatius
Chris Finke	Dayton	Archbishop Alter
Tommy Kramer	Cincinnati	Elder
Greg Mailey	Hudson	Hudson
Patrick Peline	Youngstown	Cardinal Mooney

OREGON (1)

Braden Lenzy	Tigard	Tigard Senior
--------------	--------	---------------

PENNSYLVANIA (6)

Name	City	High School
Bo Bauer	Harborcreek	Cathedral Prep
Robert Hainsey	Pittsburgh	IMG Academy (FL)
Kurt Hinisch	Pittsburgh	Central Catholic
Phil Jurkovec	Pittsburgh	Pine-Richland
Xavier Lezynski	Newtown	Notre Dame (NJ)
Josh Lugg	Wexford	North Allegheny Sr.

SOUTH CAROLINA (2)

Leo Albano	Charleston	Bishop England
Troy Pride Jr.	Greer	Greer Senior

SOUTH DAKOTA (1)

Lincoln Feist	Rapid City	St. Thomas More
---------------	------------	-----------------

TENNESSEE (4)

Alex Bars	Nashville	Montgomery Bell Academy
Cole Mabrey	Brentwood	Brentwood
Donte Vaughn	Memphis	Whitehaven
Justin Yoon	Nashville	Milton Academy (MA)

POSITION BY POSITION LISTING

CORNERBACK (7)

Termito Agoro, 6-0 3/8, 201, Jr.
 Brian Ball, 5-10 1/8, 194, Sr.
 *Shaun Crawford, 5-9 1/8, 178, Sr.
 Brandon Garcia, 5-8 1/4, 195, So.
****Julian Love, 5-11, 189, Jr.**
 **Troy Pride Jr., 5-11 1/2, 185, Jr.
 *Donte Vaughn, 6-2 3/4, 205, Jr.

DEFENSIVE BACKS (9)

Derrick Allen, 6-2, 215, Fr.
 Noah Boykin, 6-2, 176, Fr.
 Tariq Bracy, 5-11, 170, Fr.
 DJ Brown, 6-1, 180, Fr.
 Houston Griffith, 5-11 3/4, 196, Fr.
 John Mahoney, 6-0, 200, So.
 Paul Moala, 5-11, 196, Fr.
 Marcus Thorne, 6-2, 200, Fr.
 Joe Wilkins, 6-2, 180, Fr.

DEFENSIVE LINEMAN (17)

Jayson Ademilola, 6-3, 188, Fr.
 Justin Ademilola, 6-2, 246, Fr.
****Jonathan Bonner, 6-3 3/4, 293, Gr.**
 *Micah Dew-Treadway, 6-4 1/8, 309, Sr.
 Darnell Ewell, 6-3, 324, So.
 Lincoln Feist, 6-2 1/2, 329, Sr.
 Jamion Franklin, 6-1, 296, Fr.
****Daelin Hayes, 6-3 3/4, 264, Jr.**
 *Kurt Hinisch, 6-1 3/4, 292, So.
 Brandon Hutson, 6-3, 243, Sr.
 *Jamar Jones, 6-3 1/8, 242, Jr.
 *Khalid Kareem, 6-4, 270, Jr.
 Adetokunbo Ogundedeji, 6-4 3/8, 251, Jr.
 *Julian Okwara, 6-4 1/2, 230, Jr.
 *Myron Tagavailoa-Amosa, 6-2 1/2, 285, So.
****Jerry Tillery, 6-6 3/4, 299, Sr.**
 Kofi Wardlow, 6-2 1/4, 240, So.

KICKER (2)

*Jonathan Doerer, 6-3, 200, So.
 **Justin Yoon, 5-10, 194, Sr.

LINEBACKER (17)

Bo Bauer, 6-2 3/4, 216, Fr.
 **Asmar Bilal, 6-2, 230, Jr.
****Te'von Coney, 6-1 1/8, 240, Jr.**
 *Jordan Genmark Heath, 6-0 3/4, 211, So.
 *Jonathan Jones, 5-11 1/2, 223, So.
 Jack Lamb, 6-3 3/4, 216, Fr.

D.J. Morgan, 6-2 1/8, 220, Jr.
 Kier Murphy, 6-1 3/4, 232, Sr.
 Ovie Oghoufo, 6-3, 217, Fr.
 Jeremiah Owusu-Koramoah, 6-1 1/2, 210, So.
 *Robert Regan, 6-2 3/8, 212, Sr.
 *Isaiah Robertson, 6-1 1/2, 207, So.
 Shayne Simon, 6-3, 212, Fr.
 Devyn Spruell, 6-2 1/4, 233, Sr.
 Jimmy Thompson, 6-0, 214, Sr.
******Drue Tranquill, 6-2, 233, Gr.**
 Drew White, 6-0 1/4, 225, So.

LONG SNAPPER (3)

Matt Bushland, 6-2, 210, Jr.
 *John Shannon, 6-2, 232, Jr.
 Michael Vinson, 6-2, 228, Fr.

OFFENSIVE LINE (17)

Aaron Banks, 6-5 3/4, 320, So.
*****Alex Bars, 6-6 1/8, 318, Gr.**
 Cody Benjamin, 6-3 1/4, 230, Fr.
 John Dirksen, 6-5, 303, Fr.
 *Liam Eichenberg, 6-6 1/8, 303, Jr.
 Dillan Gibbons, 6-4, 307, So.
 Colin Grunhard, 6-0 1/2, 274, So.
 *Robert Hainsey, 6-4 5/8, 291, So.
 Luke Jones, 6-5, 289, Fr.
***Tommy Kraemer, 6-5 5/8, 315, Jr.**
 Josh Lugg, 6-6 7/8, 308, So.
 Cole Mabrey, 6-5, 275, Fr.
*****Sam Mustipher, 6-2 1/2, 304, Gr.**
 Jarrett Patterson, 6-4, 280, Fr.
 Logan Plantz, 6-2 3/8, 280, Sr.
 *Trevor Ruhlhand, 6-3 5/8, 295, Sr.
 Max Siegel, 6-1 5/8, 306, Fr.

PUNTER (3)

Jonathan Doerer, 6-3, 200, So.
 **Tyler Newsome, 6-2 1/2, 210, Gr.
 Jeff Riney, 5-10 3/4, 189, Sr.

QUARTERBACK (7)

*Ian Book, 6-0 1/8, 200, Jr.
 Cole Capen, 6-5 1/2, 220, Fr.
 J.D. Carney, 5-10, 177, So.
 Avery Davis, 5-11, 203, So.
 Nolan Henry, 6-0, 195, Sr.
 Phil Jurkovec, 6-5, 204, Fr.
****Brandon Wimbush, 6-1 3/4, 225, Sr.**

TEXAS (4)

Name	City	High School
Matt Bushland	Dallas	John Paul II
Avery Davis	Cedar Hill	Cedar Hill
Jeff Riney	Katy	Seven Lakes
Brock Wright	Cypress	Cy-Fair

VIRGINIA (3)

Jalen Elliott	Richmond	Lloyd C. Bird
Darnell Ewell	Norfolk	Lake Taylor
Jeremiah Owusu-Koramoah	Hampton	Bethel

WASHINGTON (1)

Nolan Henry	Vancouver	Union
-------------	-----------	-------

RUNNING BACK (8)

Jafar Armstrong, 6-0 3/4, 213, So.
 Mick Assaf, 5-11, 207, Jr.
 Cameron Ekanayake, 6-0, 194, So.
 C'Bo Flemister, 5-11, 190, Fr.
 *Tony Jones Jr., 5-11, 220, Jr.
 Jahmir Smith, 5-11, 200, Fr.
 Keenan Sweeney, 6-0, 237, Gr.
 **Dexter Williams, 5-11, 203, Sr.

SAFETY (7)

*****Nick Coleman, 6-0 1/8, 191, Sr.**
****Jalen Elliott, 6-0 1/2, 203, Jr.**
 **Nikko Fertitta, 5-9, 171, Sr.
 Alohi Gilman, 5-10 1/2, 200, Jr.
 Patrick Peltini, 6-1, 184, So.
 Christopher Schilling, 5-11 1/8, 210, Jr.
 **Devin Studstill, 6-0 1/4, 198, Jr.

TIGHT END (8)

Jack Henige, 6-5, 233, So.
 *Cole Kmet, 6-5 1/2, 255, So.
 Xavier Lezynski, 6-1, 200, So.
 *Alize Mack, 6-4 3/4, 244, Sr.
 George Takacs, 6-6, 245, Fr.
 Tommy Tremble, 6-3, 224, Fr.
 ***Nic Weisher, 6-4 3/4, 245, Gr.
 *Brock Wright, 6-4 1/2, 250, So.

WIDE RECEIVER (16)

Leo Albano, 6-2, 205, Fr.
 Kevin Austin, 6-2, 197, Fr.
 Jafar Armstrong, 6-0 3/4, 213, So.
 **Miles Boykin, 6-4, 225, Jr.
****Chase Claypool, 6-4 3/8, 228, So.**
 **Chris Finke, 5-9 1/2, 181, Jr.
 Brandon Garcia, 5-8 1/4, 186, So.
 Micah Jones, 6-4 1/2, 208, Fr.
 Lawrence Keys III, 5-11, 170, Fr.
 Braden Leny, 6-0, 175, Fr.
 Greg Mailey, 6-1, 190, Fr.
 Javon McKinley, 6-2, 221, So.
 Matt Salemo, 6-4 1/2, 185, Fr.
 Anon Shinaver, 6-1 1/4, 184, So.
 Joe Wilkins, 6-2, 180, Fr.
 *Michael Young, 5-10, 190, Fr.

Bold indicates player started at least seven games in 2017

* indicates number of monograms earned

OFFENSE (53)

Freshmen (19)		Sophomores (14)		Juniors (8)		Seniors (8)		Graduates (4)	
WR	Leo Albano	WR/RB	Jafar Armstrong	RB	Mick Assaf	WR	**Miles Boykin	OL	***Alex Bars
WR	Kevin Austin	OL	Aaron Banks	QB	*Ian Book	WR	**Chris Finke	OL	***Sam Mustipher
OL	Cody Benjamin	QB	J.D. Carney	WR	**Chase Claypool	QB	Nolan Henry	RB/FB	Keenan Sweeney
QB/TE	Cole Capen	QB	Avery Davis	OL	*Liam Eichenberg	TE	**Alizé Mack	TE	***Nic Weishar
OL	John Dirksen	RB	Cameron Ekanayake	RB	*Tony Jones Jr.	OL	Logn Plantz		
RB	C'Bo Flemister	OL	Dillan Gibbons	OL	*Tommy Kraemer	OL	*Trevor Ruhland		
OL	Luke Jones	OL	Colin Grunhard	WR	Javon McKinley	RB	**Dexter Williams		
WR	Micha Jones	OL	*Robert Hainsey	WR	Arion Shinaver	QB	**Brandon Wimbush		
QB	Phil Jurkovec	TE	Jack Henige						
WR	Lawrence Keys III	TE	*Cole Kmet						
WR	Braden Lenzy	TE	Xavier Lezynski						
OL	Cole Mabry	OL	Josh Lugg						
WR	Greg Mailey	TE	*Brock Wright						
OL	Jarrett Patterson	WR	*Michael Young						
WR	Matt Salerno								
OL	Max Siegel								
RB	Jahmir Smith								
TE	George Takacs								
TE	Tommy Tremble								

DEFENSE (57)

Freshmen (15)		Sophomores (10)		Juniors (16)		Seniors (14)		Graduates (2)	
DL	Jayson Ademilola	DL	Darnell Ewell	CB	Termitope Agoro	CB	Brian Ball	DL	***Jonathan Bonner
DL	Justin Ademilola	S	*Jordan Genmark Heath	S	**Jalen Elliott	LB	**Asmar Bilal	LB	****Drue Tranquill
S	Derrik Allen	DL	*Kurt Hinrich	CB/WR	Brandon Garcia	S	***Nick Coleman		
LB	Bo Bauer	DB	John Mahoney	S	Alohi Gilman	LB	**Te'von Coney		
DB	Tariq Bracy	LB	Jeremiah Owusu-Koramoah	DL	**Daelin Hayes	CB	*Shaun Crawford		
DB	DJ Brown	S	Patrick Pelini	DL	*Jamir Jones	DL	*Micah Dew-Treadway		
DB	Noah Boykin	LB	*Isaiah Robertson	LB	*Jonathan Jones	DL	Lincoln Feist		
DL	Ja-Mion Franklin	DL	*Myron Tagovailoa-Amosa	DL	*Khalid Kareem	S	***Nikko Fertitta		
DB	Houston Griffith	LB	Kofi Wardlow	CB	**Julian Love	DL	Brandon Hutson		
LB	Jack Lamb	LB	Drew White	LB	D.J. Morgan	LB	Kier Murphy		
S	Paul Moala			DL	Adetokunbo Ogundeji	LB	*Robert Regan		
LB	Ovie Oghoufo			DL	*Julian Okwara	LB	Devin Spruell		
LB	Shayne Simon			CB	**Troy Pride Jr.	LB	Jimmy Thompson		
DB	Marcus Thorne			S	Christopher Schilling	DL	***Jerry Tillery		
DB	Joe Wilkins Jr.			S	**Devin Studstill				
				CB	**Donte Vaughn				


SPECIALISTS (8)

Freshmen (2)		Sophomores (1)		Juniors (2)		Seniors (2)		Graduates (1)	
P	Jake Rittman	K/P	*Jonathan Doerer	LS	Matt Bushland	P	Jeff Riney	P/K	***Tyler Newsome
LS	Michael Vinson			LS	*John Shannon	K	***Justin Yoon		


THE 2018 FIGHTING IRISH BY CLASS

Monogram winners in (parentheses)

Class	Offense	Defense	Specialists	Total
Freshman	19	15	2	36
Sophomore	14 (4)	10 (4)	1 (1)	25 (9)
Junior	8 (5)	16 (10)	2 (1)	26 (16)
Senior	8 (6)	14 (8)	2 (1)	24 (15)
Graduates	4 (3)	2 (2)	1 (1)	7 (6)
Total	53 (18)	57 (24)	8 (4)	118 (46)



#2 Jordan Genmark Heath
So. • LB • San Diego, CA




#2 Dexter Williams
Jr. • RB • Orlando, FL



#3 Avery Davis
So. • QB • Cedar Hill, TX




#3 Houston Griffith
Fr. • DB • Chicago, IL



#4 Kevin Austin
Fr. • WR • Ft. Lauderdale, FL



#4 Te'von Coney
Sr. • LB • Palm Beach Gardens, FL



#5 Troy Pride Jr.
Jr. • CB • Greer, SC



#6 Tony Jones Jr.
Jr. • RB • St. Petersburg, FL




#7 Derrik Allen
Fr. • DB • Marietta, GA




#7 Brandon Wimbush
Sr. • QB • Teaneck, NJ



#8 Jafar Armstrong
So. • WR/RB • Lee's Summit, MO




#8 Donte Vaughn
Jr. • CB • Memphis, TN




#9 Daelin Hayes
Jr. • DL • Belleville, MI



#10 Tariq Bracy
Fr. • DB • Milpitas, CA




#10 Chris Finke
Sr. • QB • Dayton, OH



#11 Alohi Gilman
Jr. • S • Laie, HI



#12 Ian Book
Jr. • QB • El Dorado Hills, CA



#12 DJ Brown
Fr. • DB • Annapolis, MD



#13 Lawrence Keys III
Fr. • WR • New Orleans, LA




#13 Paul Moala
Fr. • DB • Mishawaka, IN



#14 J.D. Carney
So. • QB • San Diego, CA




#14 Devin Studstill
Jr. • S • Riviera Beach, FL



#15 Phil Jurkovec
Fr. • QB • Pittsburgh, PA




#15 D.J. Morgan
Jr. • LB • Norwalk, CA




#16 Noah Boykin
Fr. • DB • Washington, DC



#16 Cameron Ekanayake
So. • RB • Niles, MI




#17 Nolan Henry
Sr. • QB • Vancouver, WA



#17 Isaiah Robertson
So. • LB • Bolingbrook, IL



#18 Joe Wilkins
Fr. • WR/DB • North Ft. Myers, FL



#19 Justin Ademinola
Fr. • DL • Jackson, NJ




#19 Justin Yoon
Sr. • K • Nashville, TN



#20 Shaun Crawford
Sr. • CB • Lakewood, CA



#20 C'Bo Flemister
Fr. • RB • Williamson, GA



#21 Jalen Elliott
Jr. • S • Richmond, VA



#22 Asmar Bilal
Sr. • LB • Indianapolis, IN




#23 Drue Tranquill
Gr. • LB • Fort Wayne, IN



#24 Nick Coleman
Sr. • S • Dayton, OH



#24 Tommy Tremble
Fr. • TE • Johns Creek, GA



#25 Braden Lenzy
Fr. • WR • Tigard, OR




#25 John Mahoney
So. • DB • West Des Moines, IA



#26 Leo Albano
Fr. • WR • Charleston, SC



#26 Temitope Agoro
Jr. • CB • Riverdale, MD



#27 Julian Love
So. • CB • Westchester, IL



#27 Arion Shinaver
Jr. • WR • Carmell, IN



#28 Nicco Fortitta
Sr. • S • Las Vegas, NV



#29 Ovie Oghoufo
Fr. • LB • Shiraz Village, MI



#29 Matt Salerno
Fr. • WR • Valencia, CA



#30 Jeremiah Owusu-Koramoah
So. • LB • Hampton, VA



#30 Jake Rittman
Fr. • P • Lawrence, KS



#31 Cole Capen
Fr. • QB/TE • Yorba Linda, CA




#31 Jack Lamb
Fr. • LB • Temecula, CA



#32 Mick Assaf
Jr. • RB • Atlanta, GA



#32 Patrick Pelini
So. • WR • Youngstown, OH




#33 Shayne Simon
Fr. • LB • West Orange, NJ




#33 Keenan Sweeney
Gr. • RB/FB • Snellville, GA



#34 Jahmir Smith
Sr. • RB • Sanford, NC



#36 Brian Ball
Sr. • CB • Indianapolis, IN



#37 Robert Regan
Sr. • LB • Darien, IL



#38 Christopher Schilling
Jr. • S • Overland Park, KS




#39 Jonathan Doerer
So. • K/P • Charlotte, NC




#39 Brandon Garcia
Jr. • CB/WR • Casa Grande, AZ



#40 Drew White
So. • LB • Boca Raton, FL



#41 Kurt Hinish
So. • DL • Pittsburgh, PA



#42 Julian Okwara
Jr. • DL • Charlotte, NC



#42 Jeff Riney
Sr. • P • Katy, TX



#43 Greg Mailey
Fr. • WR • Hudson, OH




#43 Marcus Thorne
Fr. • DB • Washington, IN



#44 Jamir Jones
Jr. • LB • Rochester, NY




#45 Jonathan Jones
Jr. • LB • Ocoee, FL



#46 Matt Bushland
Jr. • LS • Dallas, TX



#46 Jimmy Thompson
Sr. • LB • Hinsdale, IL



#47 Kofi Wardlow
So. • DL • Washington, DC



#48 Xavier Lezynski
So. • TE • Newtown, PA




#49 Jack Henige
So. • TE • Hinsdale, IL



#49 Brandon Hutson
Sr. • DL • Battle Creek, MI



#51 Devyn Spruell
Sr. • LB • Warren, NJ



#52 Bo Bauer
Fr. • LB • Harborcreek, PA



#53 Khalid Kareem
Jr. • DL • Detroit, MI



#53 Sam Mustipher
Gr. • OL • Olney, MD




#54 Lincoln Feist
Sr. • DL • Rapid City, SD



#54 John Shannon
Jr. • LS • Lake Forest, IL



#55 Jonathan Bonner
Gr. • DL • Chesterfield, MO



#55 Jarrett Patterson
Fr. • OL • Laguna Hills, CA




#56 John Dirksen
Fr. • OL • Maria Stein, OH




#57 Jayson Ademinola
Fr. • DL • Jackson, NJ



#57 Trevor Ruhland
Sr. • OL • Cary, IL



#59 Kier Murphy
Sr. • LB • Rock Island, IL



#60 Cole Mabrey
Fr. • OL • Brentwood, TN



#61 Colin Grunhard
So. • OL • Mission, KS



#62 Logan Plantz
Sr. • OL • Frankfort, IL



#63 Cody Benjamin
Fr. • OL • Tampa, FL



#64 Max Siegel
Fr. • OL • Fishers, IN



#65 Michael Vinson
Fr. • LS • Winnetka, IL



#69 Aaron Banks
So. • OL • Alameda, CA



#70 Luke Jones
Fr. • OL • Little Rock, AR



#71 Alex Bars
Gr. • OL • Nashville, TN



#72 Robert Hainsey
So. • OL • Pittsburgh, PA



#74 Liam Eichenberg
Jr. • OL • Cleveland, OH




#75 Josh Lugg
So. • OL • Wexford, PA




#76 Dillan Gibbons
So. • OL • Clearwater, FL




#78 Tommy Kraemer
Jr. • OL • Cincinnati, OH



#80 Micah Jones
Fr. • WR • Gurnee, IL



#81 Miles Boykin
Sr. • WR • Tinley Park, IL



#82 Nic Weishar
Gr. • TE • Midlothian, IL



#83 Chase Claypool
Jr. • WR • Abbotsford, BC




#84 Cole Kmet
So. • TE • Lake Barrington, IL




#85 Tyler Newsome
Gr. • P • Carrollton, GA



#85 George Takacs
Fr. • TE • Naples, FL




#86 Alizé Mack
Sr. • TE • Las Vegas, NV




#87 Michael Young
So. • WR • Saint Rose, LA




#88 Javon McKinley
Jr. • WR • Corona, CA



#89 Brock Wright
So. • TE • Cypress, TX




#91 Adetokunbo Ogundeji
Jr. • DL • West Bloomfield, MI



#94 Darnell Ewell
So. • DL • Norfolk, VA




#95 Myron Tagovailoa-Amosa
So. • DL • Ewa Beach, HI



#97 Micah Dew-Treadway
Sr. • DL • Bolingbrook, IL



#98 Jamion Franklin
Fr. • DL • Ridgely, MD



#99 Jerry Tillery
Sr. • DL • Shreveport, LA



57 JAYSON ADEMILOLA

DL • 6'3", 284 lbs • Freshman
Jackson, New Jersey (St. Peter's Prep)

HIGH SCHOOL AND PERSONAL DATA

- Selected to participate in the 2018 U.S. Army All-American Bowl in San Antonio, Texas
- Selected to participate in Nike's 2017 "The Opening" in Beaverton, Oregon
- Led St. Peter's Prep to a 9-3 record and 2017 New Jersey State Interscholastic Athletic Association Non-Public Group 4 state championship game
- High school teammate of fellow signees Justin Ademilola and Shayne Simon
- Named 2017 NJ.com First Team All-Non Public School
- Tallied 142 tackles, 39.5 tackles for loss and 19.5 sacks over his junior and senior seasons at St. Peter's Prep
- 2017 North Jersey Super Football Conference First Team
- 2017 NJ.com First Team All-State
- 2017 Hudson Reporter First Team All-Area
- 2017 News12 First Team All-New Jersey
- No. 159-ranked overall player nationally, No. 14 defensive tackle nationally and No. 5 player from New Jersey by 247Sports.com
- No. 284-ranked overall player nationally, No. 20 defensive tackle nationally and No. 6 player from New Jersey by ESPN.com
- No. 219-ranked overall player nationally, No. 13 defensive tackle nationally and No. 5 player from New Jersey by Rivals.com
- Led St. Peter's Prep to a 8-4 record and 2016 New Jersey State Interscholastic Athletic Association Non-Public Group 4 state championship game
- Three-star member of the PrepStar Top 300 Dream Team, ranked as the No. 267 player in the class of 2018 and the No. 23 defensive tackle
- Played for coach Rich Hansen at St. Peter's Prep
- Enrolled in First Year of Studies



19 JUSTIN ADEMILOLA

DL • 6'1 3/4", 246 lbs • Freshman
Jackson, New Jersey (St. Peter's Prep)

HIGH SCHOOL AND PERSONAL DATA

- Led St. Peter's Prep to a 9-3 record and 2017 New Jersey State Interscholastic Athletic Association Non-Public Group 4 state championship game
- High school teammate of fellow signees Jayson Ademilola and Shayne Simon
- Named 2017 NJ.com First Team All-Non Public School
- Recorded 125 tackles, 24 tackles for loss and 16.5 sacks over his junior and senior seasons at St. Peter's Prep
- 2017 North Jersey Super Football Conference First Team
- 2017 NJ.com Second Team All-State
- 2017 Hudson Reporter First Team All-Area
- 2017 News12 Second Team All-New Jersey
- No. 607-ranked overall player nationally, No. 33 weakside defensive end nationally and No. 15 player from New Jersey by 247Sports.com
- No. 30 outside linebacker nationally and No. 13 player from New Jersey by ESPN.com
- No. 34 strongside defensive end nationally and No. 16 player from New Jersey by Rivals.com
- Led St. Peter's Prep to a 8-4 record and 2016 New Jersey State Interscholastic Athletic Association Non-Public Group 4 state championship game
- Played for coach Rich Hansen at St. Peter's Prep
- Enrolled in First Year of Studies



26 TEMITOPE AGORO

CB • 6'0 3/8", 204 lbs • Junior
Riverdale, Maryland (Parkdale)

SOPHOMORE SEASON (2017)

- Made his Notre Dame debut in the 52-17 victory over Miami, Ohio (Sept. 30)
- Valuable member of the defensive scout team

FRESHMAN SEASON (2016)


- Joined the Irish as a walk-on during fall practice
- Did not see any game action during the season
- Valuable member of the defensive scout team

HIGH SCHOOL AND PERSONAL DATA

- Enrolled in the College of Engineering, majoring in mechanical engineering

PARTICIPATION

Year	2017
G-GS	1-0



7 DERRIK ALLEN

DB • 6'1 1/2", 213 lbs • Freshman
Marietta, Georgia (Lassiter)

HIGH SCHOOL AND PERSONAL DATA

- Selected to participate in the 2018 U.S. Army All-American Bowl in San Antonio, Texas
- Selected to participate in Nike's 2017 "The Opening" in Beaverton, Oregon
- Senior season at Lassiter High School was cut short due to a hand injury
- Tallied 54 solo tackles, three tackles for loss, three interceptions and seven pass breakups in eight games
- Recorded 14 receptions for 191 yards and four TDs as well as 448 return yards
- No. 69-ranked overall player nationally, No. 7 safety nationally and No. 10 player from Georgia by 247Sports.com
- No. 78-ranked overall player nationally, No. 5 safety nationally and No. 12 player from Georgia by ESPN.com
- No. 66-ranked overall player nationally, No. 7 safety nationally and No. 8 player from Georgia by Rivals.com
- Five-star member of the PrepStar Top 300 Dream Team, ranked as the No. 48 player in the class of 2018 and the No. 11 cornerback
- Played for coach Jep Irwin at Lassiter High School
- Enrolled in First Year of Studies



8 JAFAR ARMSTRONG

WR/RB • 6'0 3/4", 218 lbs • Sophomore
Lee's Summit, Missouri (Bishop Miege)

FRESHMAN SEASON (2017)

- One of 11 scholarship freshmen, five on offense, who spent the season on the scout team and did not see the field
- Joined OL Aaron Banks, QB Avery Davis, OL Dillan Gibbons and OL Josh Long as rookies who helped the Irish on their offensive scout team

HIGH SCHOOL AND PERSONAL DATA

- Led Bishop Miege to a 12-1 record as a senior in 2016
- Helped Bishop Miege to the 2016 Kansas State High School Activities Association Class 4A DI State Championship (third straight state championship)
- Set a Kansas high school record for career TD receptions with 45
- Caught 172 passes for 3,744 yards in his career
- Recorded 50 overall career TDs
- Caught 54 passes for 1,277 yards and 21 TDs in 2016
- Averaged 98.2 receiving yards/game and 23.6 yards/reception
- Recorded seven games with at least 100 yards receiving, including 222 yards on eight grabs in the state title game
- Registered more than 1,200 yards and 16 TDs as a junior in 2015
- Captured 2016 Kansas state titles in the 100-meter (10.83), 200-meter (22.13) and 4x100-meter relay (42.70)
- Won the 2016 Otis Taylor Award, an honor given to Kansas City's top high school receiver
- Named 2016 American Family Insurance First Team ALL-USA Kansas
- 2016 Kansas Football Coaches Association Top 11 selection
- 2016 Kansas Football Coaches Association First Team Class 4A DI All-State
- Kansas City Star 2016 First Team All-Metro
- 2016 American Family Insurance Kansas Offensive Player of the Year
- 2016 MaxPreps Medium Schools All-American

- No. 107 wide receiver by Scout.com, No. 68 wide receiver by 247Sports.com, No. 76 wide receiver by ESPN.com and No. 77 wide receiver by Rivals.com
- Kansas' No. 7-ranked player by Scout.com, No. 3-ranked player by 247Sports, No. 6-ranked player by ESPN and No. 3-ranked player by Rivals
- Played for coach Jon Holmes at Bishop Miege
- Enrolled in the Mendoza College of Business



32 MICK ASSAF

RB • 5'11", 207 lbs • Junior
Atlanta, Georgia (Pace Academy)

SOPHOMORE SEASON (2017)

- Made his Notre Dame debut in the 49-14 victory over arch-rival USC (Oct. 21)
- Valuable member of the offensive scout team

FRESHMAN SEASON (2016)

- Did not see any game action during the season
- Valuable member of the offensive scout team

HIGH SCHOOL AND PERSONAL DATA

- Helped Pace Academy to a Georgia 2A State Championship
- Recorded 56 tackles, six interceptions and three defensive touchdowns as an all-state selection in 2015
- Accepted on early action into MIT, but chose to walk-on at Notre Dame
- Three older brothers either attend or attended Notre Dame
- Enrolled in the Mendoza College of Business, majoring in marketing with a minor in innovation & entrepreneurship

PARTICIPATION

Year	2017
G-GS	1-0



4 KEVIN AUSTIN

WR • 6'2", 210 lbs • Freshman
Ft. Lauderdale, Florida (North Broward)

HIGH SCHOOL AND PERSONAL DATA

- Registered 35 receptions for 761 yards and 11 TDs, and rushed 38 times for 390 yards and two TDs as a senior at North Broward Prep
- Caught 41 passes for 1,021 yards and 13 TDs, and added another 454 yards rushing and six TDs on the ground as a junior
- Selected to participate in Nike's 2017 "The Opening" in Beaverton, Oregon
- Participated in the 24th annual Miami-Dade County North vs. South All-Star Game and the 63rd North/South All-Star Football Classic
- Will play in the 12th annual Offense-Defense All-American Bowl
- No. 73-ranked overall player nationally, No. 14 wide receiver nationally and No. 16 player from Florida by 247Sports.com
- No. 83-ranked overall player nationally, No. 14 wide receiver nationally and No. 19 player from Florida by ESPN.com
- No. 81-ranked overall player nationally, No. 14 wide receiver nationally and No. 20 player from Florida by Rivals.com
- Four-star member of the PrepStar Top 300 Dream Team, ranked as the No. 154 player in the class of 2018 and the No. 23 wide receiver
- No. 12 player from Florida by SEC Country
- 2017 Sun Sentinel Palm Beach 5A-1A First Team
- 2017 Florida Dairy Farmers 4A Mr. Football Finalist
- Played for coach Rex Nottage at North Broward Prep
- Enrolled in First Year of Studies



36 BRIAN BALL

CB • 5' 10 1/8", 197 lbs • Senior
Indianapolis, Indiana (Bishop Chatard)

JUNIOR SEASON (2017)

- Made his Notre Dame debut in the 52-17 victory over Miami, Ohio (Sept. 30)
- Saw action on special teams against Miami, Fla. (Nov. 11)
- Valuable member of the defensive scout team

SOPHOMORE SEASON (2016)

- Did not see any game action during the season
- Valuable member of the defensive scout team
- Joined the team after not playing football as a freshman

HIGH SCHOOL AND PERSONAL DATA

- Lettered three times in football and baseball, and twice in basketball at Bishop Chatard in Indianapolis
- Played wide receiver as a sophomore and junior, and earned all-city honors at quarterback as a senior
- Named class valedictorian with a 4.54 grade-point average
- Received the Indiana Academic All-Star designation by the Indiana Association of School Principals
- Enrolled in the Mendoza College of Business, majoring in finance with a minor in innovation & entrepreneurship

PARTICIPATION

Year	2016	2017	Career
G-GS	0-0	2-0	2-0



69 AARON BANKS

OL • 6'5 3/4", 319 lbs • Sophomore
Alameda, California (El Cerrito)

FRESHMAN SEASON (2017)

- One of 11 scholarship freshmen, five on offense, who spent the season on the scout team and did not see the field
- Joined WR Jafar Armstrong, QB Avery Davis, OL Dillan Gibbons and OL Josh Long as rookies who helped the Irish on their offensive scout team
- Enrolled at Notre Dame and began taking classes in January
- Participated in 2017 spring drills with the Fighting Irish

HIGH SCHOOL AND PERSONAL DATA

- Widely considered the top offensive line prospect in Northern California
- Paved the way for an El Cerrito offense that averaged 29.4 points/game
- Helped El Cerrito reach the second round of the 2016 CIF-North Coast Section Division 3 playoffs
- Named 2016 American Family Insurance First Team ALL-USA California
- Awarded 2016 MaxPreps First Team All-NorCal
- Named to the 2016 Mercury News, East Bay Times First Team all-Bay Area Prep squad
- Awarded 2016 First Team San Francisco Chronicle All-Metro
- No. 163-ranked overall player and No. 9 offensive guard by Scout.com
- No. 171-ranked overall player and No. 18 offensive tackle by 247Sports.com
- No. 278-ranked overall player and No. 28 offensive tackle by ESPN.com
- No. 121-ranked overall player and No. 13 offensive tackle by Rivals.com
- California's No. 17-ranked player by Scout.com, No. 20-ranked player by 247Sports, No. 28-ranked player by ESPN and No. 16-ranked player by Rivals
- No. 135-ranked overall player and No. 29-ranked offensive lineman by Tom Lemming's Prep Football Report
- Four-star member of the PrepStar Top 300 Dream Team, ranked as the No. 127 player in the class of 2017 and the No. 19 offensive tackle
- Played for coach George Austin at El Cerrito High School
- Enrolled in the College of Arts and Letters, majoring in film, television and theatre



71 ALEX BARS

OL • 6' 6 1/8" • 315 lbs • Graduate
Nashville, Tennessee (Montgomery Bell Academy)

BARS' HONORS AND AWARDS

- Captain (2018)
- Sporting News Preseason First-Team All-American (2018)
- Outland Trophy Watch List (2018)

SOPHOMORE SEASON (2017)

- Started all 13 games at right guard
- Surrendered one sack, one QB hit and nine QB hurries in 830 offensive snaps
- 32nd highest-rated guard in terms of run blocking in the country by Pro Football Focus (8.3)
- Part of the offensive line that paved the way for the seventh-ranked rushing offense in the FBS (269.3 rush yards/game)—Notre Dame has not ranked higher in the FBS since 1995
- Helped Notre Dame set the modern single-game record for rush yards per carry vs. Boston College on Sept. 16, 2017 as the Irish averaged 10.1 yards per rush and totaled 515 yards against the Eagles (previous record of 10.0 yards per rush had stood for 75 years)
- Helped Notre Dame rush for a single-season school record 3,503 yards in 2017 (previous school record of 3,502 yards was set in 1973)
- Helped the Irish set the single-season record for rush yards per carry in 2017 as Notre Dame averaged 6.3 yards per rush, which not only bested the previous modern-day mark of 5.63—set just two years ago in 2015—but also topped the previous school record of 6.2, which was set in 1921 (96 years ago)
- Helped Notre Dame rush for 35 touchdowns in 2017, which was the most by the Irish since 1993
- Helped Notre Dame rank 27th in the FBS in total offense in 2017—the Irish have not ranked higher in the FBS since 2009
- Helped Notre Dame rank 24th in the FBS in scoring offense (34.2 points per game)—the Irish have not ranked higher in the FBS since 2006
- Blocked for an offensive line that helped Notre Dame lead the FBS with nine runs of at least 60 yards in 2017
- Leader of Notre Dame's offensive line that won the Joe Moore Award—presented by the Foundation for Teamwork, the award is given annually the "toughest, most physical offensive line in the country"
- Helped Notre Dame run for over 300 yards seven times in 2017 (the Irish eclipsed 300 yards rushing seven times over the previous 17 years combined)
- Helped Notre Dame rank among the top three nationally in runs of at least 20 yards (third, 42), 30 yards (first 28), 40 yards (third, 15), 50 yards (third, 11), 60 yards (first, nine) and 70 yards (second, four)
- Helped Notre Dame rank third in the FBS in yards per carry (6.3) and second in the FBS in yards per carry vs. FBS teams with a winning record (6.1)
- Helped Notre Dame rank 15th in the FBS in rushing TDs (35), and tops in the FBS in both rushing TDs vs. ranked opponents (11) and rushing TDs vs. FBS teams with a winning record (28)
- Helped Notre Dame record seven different players register a rush of at least 30 yards
- Helped Notre Dame have four different players rush for at least 100 yards
- Helped Notre Dame record 13 separate 100-yard rushing games
- Helped Notre Dame register 22 carries that netted at least 35 yards

- Helped the Irish run for 318 yards, including 182 in the second half, against NC State, which entered the contest as the No. 6-ranked rushing defense in the country allowing just 91.3 yards/game (Notre Dame's total almost tripled the previous high by a Wolfpack opponent, 133)

SOPHOMORE SEASON (2016)

- Started all 12 games at right tackle
- Helped running back Josh Adams run for over 100 yards four times (Nevada, Syracuse, Virginia Tech and USC), including a career-best 180 yards at rival USC (Nov. 26)
- Part of the offensive line that paved the way for 417.6 total yards per game

SOPHOMORE SEASON (2015)

- Appeared in six games and made two starts at left guard in place of an injured Quenton Nelson before an ankle injury suffered against rival USC ended his season
- Starts came against Navy (Oct. 10) and USC (Oct. 17)
- Part of an offensive line that helped the Irish average 5.63 rushing yards per carry (eighth-best in the FBS)—a modern (post WWII) school record
- Helped Notre Dame rank 27th nationally in total offense, averaging 466.4 yards per game, its third-best mark since setting a school record in 1970 by averaging 510.5 yards per game
- Notre Dame was one of 11 programs nationally to average 205 yards rushing and 250 yards passing per game in 2015 (Irish had not accomplished this feat since 1970)
- Helped Notre Dame average 207.6 rushing yards per game (28th in the FBS), the best rushing output since 2000, including six games with 200+ yards (Texas, Virginia, Georgia Tech, UMass, USC and Stanford)
- Paved the way for first-year RB C.J. Prosise, who rushed for 1,032 yards (second-fewest carries needed to reach 1,000 yards) and recorded the 18th 1,000-yard rushing season in school history, and freshman RB Josh Adams, who set a freshman single-season school record with 835 yards rushing
- Blocked for an Irish rushing attack that recorded 457 yards vs. UMass (Sept. 26)—the best single-game rushing total by Notre Dame in 23 years

FRESHMAN SEASON (2014)

- One of four freshman offensive linemen who spent the season on the scout team and did not see the field
- Joined Quenton Nelson, Jimmy Byrne and Sam Mustipher as rookies who helped the Irish on their offensive scout team

HIGH SCHOOL AND PERSONAL DATA


- Second-team offensive lineman on USA Today All-USA prep All-America squad for 2013
- Ranked as 76th best player nationally by ESPN, 98th by Rivals.com, 99th by Tom Lemming/CBS Sports, 154th by 247Sports and 202nd by Scout.com
- Won Rotary Lombardi Chip Off the Old Block Award for South region as nation's top high school lineman in seven regions and states
- Led Montgomery Bell Academy to Tennessee Division II-AA semifinals in 2013 and 10-2 record
- First-team Tennessee Class II-AA all-state pick by Tennessee Sports Writers Association
- One of three Division II-AA lineman finalists for Tennessee Titans Mr. Football Awards presented to top 10 backs and linemen in five classifications of Tennessee Secondary School Athletic Association
- Standout at offensive and defensive tackle for Montgomery Bell Academy in Nashville, Tennessee
- First-team All-Midstate offensive linemen for 2013 by Nashville Tennessean

- Ranked number five on Nashville Tennessean Dandy Dozen 2013 preseason team
- Played in Under Armour High School All-America Game
- Played basketball, competed in shot put in track and played saxophone in band
- Father, Joe, played linebacker and made 29 career tackles for Irish from 1981-84 and was part of coach Gerry Faust's first Notre Dame recruiting class
- Brother, Brad, played defensive end at Penn State (2010-14) and brother, Blake, played offensive line at Michigan (2012-15)
- Graduated in May 2018 with a degree in finance from the Mendoza College of Business

BARS' CAREER STATISTICS

PARTICIPATION

Year	2014	2015	2016	2017	Career
G-GS	0-0	6-2	12-12	13-13	31-27



52 BO BAUER

LB • 6'2 3/4", 225 lbs • Freshman
Harborcreek, Pennsylvania (Cathedral Prep)

HIGH SCHOOL AND PERSONAL DATA

- Enrolled at Notre Dame and began taking classes in January 2018
- Participated in 2017 spring drills with the Fighting Irish
- Led Cathedral Prep to a 14-0 record and 2017 Pennsylvania Interscholastic Athletic Association 4A state championship
- Finished his career at Cathedral Prep with victories in his last 28 games
- Recorded 96 tackles, 18.5 TFLs, 9.0 sacks, three passes defended, two blocked punts and one forced fumble as a senior at Cathedral Prep
- Led Cathedral Prep to a 14-0 record and 2016 Pennsylvania Interscholastic Athletic Association 4A state championship
- Recorded 114 tackles, 22.0 TFLs, 12.0 sacks, two forced fumbles, one pass defended and one fumble recovery as a junior at Cathedral Prep
- No. 280-ranked overall player nationally, No. 15 inside linebacker nationally and No. 12 player from Pennsylvania by 247Sports.com
- No. 14 insider linebacker nationally and No. 15 player from Pennsylvania by ESPN.com
- No. 142-ranked overall player nationally, No. 5 inside linebacker nationally and No. 5 player from Pennsylvania by Rivals.com
- Four-star member of the PrepStar Top 300 Dream Team, ranked as the No. 120 player in the class of 2018 and the No. 3 insider linebacker
- Finalist for the 2017 Butkus Award presented to the top high school linebacker in the country
- 2016 Pennsylvania Football News Class 4A Defensive Player of the Year
- 2016 Pennsylvania Writers Class 6A First Team All-State
- 2016 Pennsylvania Football News Class 4A First Team All-State
- 2016 EPA/WPA All-State Super 25 Class 4A First Team
- Played for coach Michael Mischler at Cathedral Prep
- Enrolled in First Year of Studies



22 ASMAR BILAL

LB • 6' 2", 225 lbs • Senior
Indianapolis, Indiana (Ben Davis)

BILAL'S HONORS AND AWARDS

- Notre Dame Defensive Scout Team Player of the Year (2015)

BILAL'S CAREER HIGHS

- **Tackles:** 5, at NC State, Oct. 8, 2016 (3-2)
- **Sacks:** 1.0, Miami, Fla., Oct. 29, 2016 (1-0)
- **Tackles for Loss:** 1.0, 4x, last at Stanford, Nov. 25, 2017 (1-0)

JUNIOR SEASON (2017)

- Played in all 12 games as a reserve linebacker
- Registered 16 tackles, 11 solo, and 1.5 TFLs

SOPHOMORE SEASON (2016)

- Played in all 12 games as a reserve
- Key special teams contributor
- Ranked tied for third on the team in special teams tackles with five
- Ranked second on the team in kickoff return tackles with five

FRESHMAN SEASON (2015)

- One of two freshman linebackers who spent the season on the scout team and did not see the field
- Enrolled at Notre Dame and began taking classes in January 2018
- Participated in 2017 spring drills with the Fighting Irish
- Led Cathedral Prep to a 14-0 record and 2017 Pennsylvania Interscholastic Athletic Association 4A state championship
- Finished his career at Cathedral Prep with victories in his last 28 games
- Recorded 96 tackles, 18.5 TFLs, 9.0 sacks, three passes defended, two blocked punts and one forced fumble as a senior at Cathedral Prep
- Led Cathedral Prep to a 14-0 record and 2016 Pennsylvania Interscholastic Athletic Association 4A state championship
- Recorded 114 tackles, 22.0 TFLs, 12.0 sacks, two forced fumbles, one pass defended and one fumble recovery as a junior at Cathedral Prep
- No. 280-ranked overall player nationally, No. 15 inside linebacker nationally and No. 12 player from Pennsylvania by 247Sports.com
- No. 14 insider linebacker nationally and No. 15 player from Pennsylvania by ESPN.com
- No. 142-ranked overall player nationally, No. 5 inside linebacker nationally and No. 5 player from Pennsylvania by Rivals.com
- Four-star member of the PrepStar Top 300 Dream Team, ranked as the No. 120 player in the class of 2018 and the No. 3 insider linebacker
- Finalist for the 2017 Butkus Award presented to the top high school linebacker in the country
- 2016 Pennsylvania Football News Class 4A Defensive Player of the Year
- 2016 Pennsylvania Writers Class 6A First Team All-State
- 2016 Pennsylvania Football News Class 4A First Team All-State
- 2016 EPA/WPA All-State Super 25 Class 4A First Team
- Played for coach Michael Mischler at Cathedral Prep
- Enrolled in First Year of Studies

HIGH SCHOOL AND PERSONAL DATA

- Honorable mention pick on 2015 Parade prep All-America team
- Named to USA Today American Family Insurance All-USA Indiana Football Team as defensive player of the year and linebacker
- Second-team linebacker on MaxPreps All-American Team for 2015
- Ranked 87th player nationally and eighth outside linebacker on Scout 300 list
- Rated 183rd player in nation and number-two inside linebacker on 247Sports Top 247 list
- Listed as 23rd outside linebacker nationally by ESPN
- Rated 276th player nationally on Tom Lemming's Top 300 list
- Named to Indianapolis Star Super Team for 2014
- Named to 2014 Indiana Class 6A all-state team by Associated Press
- Named to Indiana Football Coaches Association Top 50 all-state team
- Finished with 155 total tackles, 104 solo stops, six tackles for loss, five sacks and one interception as senior in 2014 at Ben Davis High School in Indianapolis, Indiana
- Helped Ben Davis to 12-2 record and Indiana Class 6A state crown with 42-24 title-game win over unbeaten Carmel
- Made eight tackles, broke up three passes and forced a fumble in state championship contest
- Averaged regular-season losses to Warren Central and Carmel with wins over same two teams in regional and state championship Indiana playoff rounds in 2014
- All-Metropolitan Interscholastic Conference and all-Marion County selections as senior in 2014
- Also earned Ben Davis mental attitude award as senior
- Named to IFCA Junior 6A All-State Football Team in 2013
- Led Ben Davis with 106 tackles and added five sacks and one fumble recovery as junior in 2013
- Played in U.S. Army All-American Bowl in San Antonio, making one assisted tackle and recovering a fumble
- Enrolled in the College of Arts and Letters, majoring in sociology

BILAL'S CAREER STATISTICS

PARTICIPATION

Year	2015	2016	2017	Career
G-GS	0-0	12-0	13-0	25-0

TACKLES

Year	UA	A	Total	TFL	PD	FF	FR	BLK
2015	-	-	-	-	-	-	-	-
2016	12	17	29	3.0-18	0	0	0-0	0
2017	12	6	18	1.5-1	0	0	0-0	0
Totals	24	23	47	4.5-19	0	0	0-0	0

SACKS

Year	UA	A	Total	Yards
2015	-	-	-	-
2016	1	0	1.0	7
2017	0	0	0.0	0
Totals	1	0	1.0	7

BILAL'S GAME-BY-GAME STATISTICS

2017	UT-AT	TT	TFL	SCK	FF	FR	INT	PBU	BLK
Temple	2-0	2	0.0-0	0.0-0	0	0-0	0-0	0	0
Georgia	0-0	0	0.0-0	0.0-0	0	0-0	0-0	0	0
at BC	2-2	4	0.0-0	0.0-0	0	0-0	0-0	0	0
at Mich. State	1-1	2	0.0-0	0.0-0	0	0-0	0-0	0	0
Miami, Ohio	2-0	2	0.0-0	0.0-0	0	0-0	0-0	0	0
at UNC	1-1	2	0.0-0	0.0-0	0	0-0	0-0	0	0
USC	0-1	1	0.0-0	0.0-0	0	0-0	0-0	0	0
NC State	0-0	0	0.0-0	0.0-0	0	0-0	0-0	0	0
Wake Forest	1-0	1	0.0-0	0.0-0	0	0-0	0-0	0	0
at Miami, Fla.	0-0	0	0.0-0	0.0-0	0	0-0	0-0	0	0
Navy	0-0	0	0.0-0	0.0-0	0	0-0	0-0	0	0
at Stanford	2-0	2	1.0-1	0.0-0	0	0-0	0-0	0	0
vs. LSU	1-1	2	0.0-0	0.0-0	0	0-0	0-0	0	0
Totals	12-6	18	1.5-1	0.0-0	0	0-0	0-0	0	0

2016	UT-AT	TT	TFL	SCK	FF	FR	INT	PBU	BLK
at Texas	1-0	1	0.0-0	0.0-0	0	0-0	0-0	0	0
Nevada	0-3	3	0.0-0	0.0-0	0	0-0	0-0	0	0
MSU	0-0	0	0.0-0	0.0-0	0	0-0	0-0	0	0
Duke	0-0	0	0.0-0	0.0-0	0	0-0	0-0	0	0
vs. Syracuse	0-4	4	0.0-0	0.0-0	0	0-0	0-0	0	0
at NC State	3-2	5	1.0-6	0.0-0	0	0-0	0-0	0	0
Stanford	1-1	2	0.0-0	0.0-0	0	0-0	0-0	0	0
Miami, Fla.	3-0	3	1.0-7	1.0-7	0	0-0	0-0	0	0
vs. Navy	0-1	1	0.0-0	0.0-0	0	0-0	0-0	0	0
vs. Army	0-2	2	0.0-0	0.0-0	0	0-0	0-0	0	0
Virginia Tech	3-1	4	0.0-0	0.0-0	0	0-0	0-0	0	0
at USC	1-3	4	1.0-5	0.0-0	0	0-0	0-0	0	0
Totals	12-17	29	3.0-18	1.0-7	0	0-0	0-0	0	0



55 JONATHAN BONNER

DL • 6' 3 3/4", 295 lbs • Graduate
Chesterfield, Missouri (Parkway Central)

BONNER'S HONORS AND AWARDS

- Newcomer of the Year: Defense (2017)

BONNER'S CAREER HIGHS

- **Tackles:** 4, 4x, last vs. Navy, Nov. 18, 2017 (2-2)
- **Sacks:** 1.0, 3x, last at Stanford, Nov. 25, 2017 (1-0)
- **Tackles for loss:** 1.5, vs. Georgia, Sept. 9, 2017 (1-1)
- **Forced fumble:** 1, 2x, last vs. Stanford, Oct. 15, 2016

SENIOR SEASON (2017)

- Started all 13 games
- Recorded 15 solo and 15 assisted tackles for a total of 30
- Registered 3.5 tackles for loss and 2.0 sacks
- Tripled his tackle total from junior campaign in 2016
- Collected season-high four tackles on three different occasions (Temple, Georgia and Navy)
- Made four tackles (two solo and two assisted), including 1.5 for loss and one sack against Georgia
- Picked up three stops with a tackle for loss and sack against Stanford

JUNIOR SEASON (2016)

- Appeared in all 12 games and started one (Army)
- Recorded three unassisted and six assisted tackles for a total of nine
- Registered a season-high two unassisted tackles against Stanford (Oct. 15)
- Posted a career-high four stops in the win against Army (Nov. 12)
- Forced a fumble against Stanford (Oct. 15)

SOPHOMORE SEASON (2015)

- Played in 10 of 13 games
- Did not see the field at Clemson (Oct. 3), vs. Navy (Oct. 10) or at Temple (Oct. 31)
- Recorded first career sack, an 11-yard loss, against Wake Forest (Nov. 14), also forcing a fumble on the play

FRESHMAN SEASON (2014)

- One of two freshman defensive linemen who spent the season on scout team and did not see the field
- Joined Pete Mokwuah as rookies who helped the Irish on their defensive scout team
- Missed the majority of 2015 spring practice following surgery for a turf-toe injury

HIGH SCHOOL AND PERSONAL DATA

- Second-team linebacker on MaxPreps 2013 All-America team
- St. Louis Post-Dispatch Defensive Player of the Year in 2013 as well as a Post-Dispatch first-team all-metro pick
- First-team Missouri Class 5 all-state pick as both a junior and senior by Missouri Football Coaches Association
- Suburban South Conference Defensive Player of the Year as a senior
- Made 70 tackles and 17 sacks as senior in 2013 at Parkway Central High School in Chesterfield, Missouri, on team that finished 13-2 and allowed only 10.3 points per game
- Played tight end, catching five TD passes in 2013
- Caught 57-yard TD pass in Missouri Class 5 state title game against Lee's Summit West
- Finished with career totals of 206 tackles, 40 for loss and 34 sacks
- Moved into starting lineup at Parkway Central two games into his sophomore season
- Second-team all-metro selection as a junior in 2012 as he made 64 tackles, including 14 for loss, 12 sacks and recovered a fumble
- Led Colts with seven TD receptions as a junior in 2012
- Uncle, Dan Knott, was reserve running back on 1977 Irish national title team
- Grandfather, Elmon Hampton, is godfather to former Irish safety Sergio Brown
- Graduated in May 2018 with a degree in information technology management from the Mendoza College of Business

BONNER'S CAREER STATISTICS

PARTICIPATION

Year	2017	2016	2015	Career
G-GS	13-13	12-1	10-0	35-14

TACKLES

Year	UA	A	Total	TFL	PD	FF	FR	BLK
2015	1	4	5	1.0-11	0	1	0-0	0
2016	3	6	9	0.0-0	0	1	0-0	0
2017	15	15	30	3.5-10	0	0	0-0	0
Totals	19	25	44	4.5-21	0	2	0-0	0

SACKS

Year	UA	A	Total	Yards
2015	1	0	1.0	11
2016	0	0	0.0	0
2017	2	0	2.0	9
Totals	3	0	3.0	20

BONNER'S GAME-BY-GAME STATISTICS

2017	UT-AT	TT	TFL	SCK	FF	FR	INT	PBU	BLK
*Temple	2-2	4	0.0-0	0.0-0	0	0-0	0-0	0	0
*Georgia	2-2	4	1.5-6	1.0-6	0	0-0	0-0	0	0
*at BC	1-1	2	0.0-0	0.0-0	0	0-0	0-0	0	0
*at Mich. St.	0-3	3	0.0-0	0.0-0	0	0-0	0-0	0	0
*Miami, Ohio	1-1	2	0.0-0	0.0-0	0	0-0	0-0	0	0
*at UNC	1-0	1	0.0-0	0.0-0	0	0-0	0-0	0	0
*USC	0-0	0	0.0-0	0.0-0	0	0-0	0-0	0	0
*NC State	0-0	0	0.0-0	0.0-0	0	0-0	0-0	0	0
*Wake Forest	0-3	3	0.0-0	0.0-0	0	0-0	0-0	0	0
*at Miami, Fla.	1-0	1	1.0-1	0.0-0	0	0-0	0-0	0	0
*Navy	2-2	4	0.0-0	0.0-0	0	0-0	0-0	0	0
*at Stanford	2-1	3	1.0-3	1.0-3	0	0-0	0-0	0	0
*vs. LSU	3-0	3	0.0-0	0.0-0	0	0-0	0-0	0	0
Totals	15-15	30	3.5-10	2.0-9	0	0-0	0-0	0	0

2016	UT-AT	TT	TFL	SCK	FF	FR	INT	PBU	BLK
at Texas	0-0	0	0.0-0	0.0-0	0	0-0	0-0	0	0
Nevada	0-0	0	0.0-0	0.0-0	0	0-0	0-0	0	0
MSU	0-0	0	0.0-0	0.0-0	0	0-0	0-0	0	0
Duke	0-1	1	0.0-0	0.0-0	0	0-0	0-0	0	0
vs. Syracuse	0-2	2	0.0-0	0.0-0	0	0-0	0-0	0	0
at NC State	0-0	0	0.0-0	0.0-0	0	0-0	0-0	0	0
Stanford	2-0	2	0.0-0	0.0-0	1	0-0	0-0	0	0
Miami, Fla.	0-0	0	0.0-0	0.0-0	0	0-0	0-0	0	0
vs. Navy	0-0	0	0.0-0	0.0-0	0	0-0	0-0	0	0
*vs. Army	1-3	4	0.0-0	0.0-0	0	0-0	0-0	0	0
Virginia Tech	0-0	0	0.0-0	0.0-0	0	0-0	0-0	0	0
at USC	0-0	0	0.0-0	0.0-0	0	0-0	0-0	0	0
Totals	3-6	9	0.0-0	0.0-0	1	0-0	0-0	0	0

2015	UT-AT	TT	TFL	SCK	FF	FR	INT	PBU	BLK
Texas	0-1	1	0.0-0	0.0-0	0	0-0	0-0	0	0
at Virginia	0-0	0	0.0-0	0.0	0	0-0	0-0	0	0
Georgia Tech	0-0	0	0.0-0	0.0	0	0-0	0-0	0	0
UMass	0-2	2	0.0-0	0.0-0	0	0-0	0-0	0	0
at Clemson	Did not play								
Navy	Did not play								
USC	0-0	0	0.0-0	0.0	0	0-0	0-0	0	0
at Temple	Did not play								
at Pittsburgh	0-0	0	0.0-0	0.0	0	0-0	0-0	0	0
Wake Forest	1-0	1	1.0-11	1.0-11	1	0-0	0-0	0	0
vs. BC	0-0	0	0.0-0	0.0	0	0-0	0-0	0	0
at Stanford	0-0	0	0.0-0	0.0	0	0-0	0-0	0	0
vs. Ohio St.	0-1	0	0.0-0	0.0	0	0-0	0-0	0	0
Totals	1-4	5	1.0-11	1.0-11	1	0-0	0-0	0	0



12 IAN BOOK

QB • 6' 0 1/8" • 203 lbs • Junior
El Dorado Hills, California (Oak Ridge)

BOOK'S CAREER HIGHS

- **Points scored:** 2, vs. LSU, Jan. 1, 2018
- **Rush attempts:** 12, at North Carolina, Oct. 7, 2017
- **Rush yards:** 54, vs. Wake Forest, Nov. 4, 2017 (3 carries)
- **Long rush:** 43, vs. Wake Forest, Nov. 4, 2017
- **Pass attempts:** 31, at North Carolina, Oct. 7, 2017
- **Pass completions:** 17, at North Carolina, Oct. 7, 2017
- **Pass yards:** 164, vs. LSU, Jan. 1, 2018
- **Pass TDs:** 2, vs. LSU, Jan. 1, 2018
- **Long pass:** 55, vs. LSU, Jan. 1, 2018
- **Total offense attempts:** 43, at North Carolina, Oct. 7, 2017 (12 rush, 31 pass)
- **Total offense yards:** 200, vs. LSU, Jan. 1, 2018 (36 rush, 164 pass)
- **All-purpose yards:** 54, vs. Wake Forest, Nov. 4, 2017

SOPHOMORE SEASON (2017)

- Played in 10 games, primarily as the backup quarterback, but did start for injured Brandon Wimbush at North Carolina (Oct. 7)
- Came off the bench to help the Irish rally past No. 17 LSU, 21-17, in the 2018 Citrus Bowl
- Completed 46 of 75 passes for 456 yards and four TDs
- Rushed for 207 yards on 37 carries
- Went 14 of 19 for 164 yards with two fourth-quarter TD passes in the postseason victory over the Tigers
- With Notre Dame trailing LSU, 14-6, found Michael Young in the back of the end zone for a 6-yard score
- With the Irish down, 17-14, connected with Miles Boykin for a 55-yard TD with 1:28 remaining to help Notre Dame secure its first victory in a New Year's Day bowl since the 1994 Cotton Bowl against Texas A&M
- Book's first touchdown came early in the fourth quarter. With Notre Dame trailing 14-6, he found freshman wide receiver Michael Young in the back of the end zone for a 6-yard score.
- Became the seventh consecutive Notre Dame signal caller to win first career start (at North Carolina)
- First Irish QB to make his first start on the road since Jimmy Clausen at Penn State in 2007
- First Notre Dame signal caller to win when his first career start came in a road game since Tom Krug won at Air Force, 44-14, in 1995
- Completed 17 of 31 passes for 146 yards and a TD, while rushing for 45 yards against the Tar Heels
- Briefly spelled an injured Wimbush against Wake Forest (Nov. 4), going 8-for-8 for 50 yards and a TD

FRESHMAN SEASON (2016)

- Did not see game action during the season
- Served as Notre Dame's fourth-string quarterback
- Split time between the Irish regulars and the offensive scout team during game preparation

HIGH SCHOOL AND PERSONAL DATA

- Three-year starting quarterback at Oak Ridge High School
- Helped Oak Ridge to 12 and 10-win seasons, respectively, as a sophomore (2013) and senior (2015)
- Twice led Oak Ridge to the Sac-Joaquin section semifinals
- Named Sierra Foothill League Most Valuable Player
- Awarded 2015 Back of the Year by the National Football Foundation & College Hall of Fame and the Sacramento Valley Chapter's all-Sac-Joaquin section

- Earned Sacramento Bee First Team All-Metro honors in 2015 and honorable mention status in 2014
- No. 17-ranked pro-style quarterback by 247Sports, No. 39-ranked quarterback by Scout, No. 22-ranked pocket passer by ESPN and No. 14-ranked pro-style quarterback by Rivals
- Scholastic career stats: 7,632 passing yards, 78 touchdown passes, 64.6 percent completion percentage (603 of 934)
- Threw for a career-high 3,049 yards in 13 games as a senior in 2015
- Recorded 30 TD passes (just five interceptions) while rushing for 779 yards on 129 carries and 12 scores
- Completed 70.5 percent of his passes (244 of 346)
- Threw for 2,025 yards in 10 games as a junior in 2014
- Recorded 18 TD passes (seven interceptions)
- Completed 62.5 percent of his passes (155 of 248)
- Threw for 2,558 yards in 14 games as a sophomore in 2013
- Recorded 30 TD passes (just five interceptions)
- Completed 60.0 percent of his passes (204 of 340)
- Played for head coach Eric Cavaliere at Oak Ridge High School
- Enrolled in the Mendoza College of Business, majoring in marketing

BOOK'S CAREER STATISTICS

PARTICIPATION

Year	2016	2017	Career
G-GS	0-0	10-1	10-1

PASSING

Year	Cmp-Att-Int	Yards	TD	Long	PCT	Avg/P	Avg/G	Effic
2017	46-75-4	456	4	55	61.3	6.1	45.6	119.3

RUSHING

Year	Att	Yards	TD	Long	Avg/C	Avg/G
2017	37	207	0	43	5.6	20.7

TOTAL OFFENSE

Year	Rush	Pass	Total	Avg/G
2017	207	456	663	66.3

SCORING

Year	TD	Rush	RCV	RET	2PAT	Total	Avg/G
2017	0	0	0	0	1	2	0.2

ALL PURPOSE

Year	Rush	RCV	PR	KR	IR	Total	Avg/G
2017	207	0	0	0	0	207	20.7

BOOK'S GAME-BY-GAME STATISTICS

2017	Passing					Rushing				
	cmp-att-int	Yds.	TD	Lg.	No.	Yds.	TD	Lg.	Tot.	
Temple	Did Not Play									
Georgia	0-0-0	0	0	0	1	2	0	2	2	
at BC	0-3-0	0	0	0	0	0	0	0	0	
at MSU	0-0-0	0	0	0	1	1	0	1	1	
Miami, Ohio	3-5-0	51	0	48	3	37	0	26	88	
*at UNC	17-31-2	146	1	23	12	45	0	11	191	
USC	0-2-0	0	0	0	2	11	0	10	11	
NC State	Did Not Play									
Wake Forest	8-8-0	50	1	12	3	54	0	43	104	
at Miami, Fla.	3-6-1	33	0	23	2	10	0	9	43	
Navy	Did Not Play									
at Stanford	1-1-0	12	0	12	2	11	0	11	23	
vs. LSU	14-19-1	164	2	55	11	36	0	21	200	
TOTALS	46-75-4	456	4	55	37	207	0	43	663	

* Games started

•



B1 MILES BOYKIN

WR • 6' 4", 228 lbs • Senior
Tinley Park, Illinois (Providence Catholic)

BOYKIN'S HONORS AND AWARDS

- Citrus Bowl MVP (2018)

BOYKIN'S CAREER HIGHS

- **Points:** 6, 3x, last vs. LSU, Jan. 1, 2018
- **Touchdowns:** 1, 3x, last vs. LSU, Jan. 1, 2018
- **Receptions:** 3, vs. LSU, Jan. 1, 2018
- **Receiving yards:** 102, vs. LSU, Jan. 1, 2018 (3 receptions)
- **Receiving touchdowns:** 1, 3x, last vs. LSU, Jan. 1, 2018
- **Longest reception:** 55, vs. LSU, Jan. 1, 2018
- **All-purpose yards:** 102, vs. LSU, Jan. 1, 2018 (0 rush, 102 receiving)

SOPHOMORE SEASON (2017)

- Played in 12 games and started one contest (vs. LSU)
- Caught 12 passes for 253 yards and two TDs
- Led the Irish receiving corp with a 21.1 yards per catch average
- Recorded first career 100-yard receiving game in the 21-17 come-from-behind victory over No. 17 LSU in the 2018 Citrus Bowl
- Caught three passes for 102 yards, including a 55-yard TD with 1:28 remaining to help Notre Dame secure its first victory in a New Year's Day bowl since the 1994 Cotton Bowl against Texas A&M
- Both of his TD receptions exceeded 50 yards
- 54-yard TD grab vs. Miami, Ohio (Sept. 30) and 55-yard TD grab vs. LSU (Jan. 1)

SOPHOMORE SEASON (2016)

- Played in all 12 games
- Caught six passes for 81 yards and one TD
- Recorded two receptions for 36 yards vs. Syracuse (Oct. 1)
- Registered 36 all-purpose yards vs. Syracuse (Oct. 1)

FRESHMAN SEASON (2015)

- One of 10 scholarship freshmen who spent the season on scout team and did not see the field
- Joined Josh Barajas, Trevor Ruhland, Asmar Bilal, Elijah Taylor, Ashton White, Brandon Tiasum, Shaun Crawford, Micah Dew-Treadway and Tristen Hoge as rookies who helped the Irish on their scout teams

HIGH SCHOOL AND PERSONAL DATA

- Named to USA Today American Family Insurance All-USA Illinois Football Team as wide receiver
- Rated 151st player in nation and 16th wide receiver by Rivals
- Rated 161st player in nation and 19th wide receiver by Scout
- Rated 194th player in nation on 247Sports Top 247 list
- Rated 86th player nationally on Tom Lemming's Top 300 list
- Illinois Player of the Year in 2014 by Champaign News-Gazette
- Chicago Tribune/WGN-9 Prep Athlete of the Year
- First-team pick on Chicago Tribune and Champaign News-Gazette all-state football teams
- First-team selection on Chicago Sun-Times all-area team
- Named to Illinois High School Football Coaches Association Class 7A all-state unit
- Chicago Catholic League co-offensive MVP as senior
- Named to Southtown Star all-area squad as senior
- Caught 65 passes for 1,035 yards, 19 touchdowns and 15.9-yard-per-catch average as senior in 2014 at Providence Catholic High School in New Lenox, Illinois, despite missing three games due to injury

- Caught four passes for 50 yards to help Providence Catholic to final 13-1 record and Illinois Class 7A state title with 31-28 win over Cary-Grove
- Named to all-Catholic League Blue squad as senior
- Caught 51 passes as junior in 2013 for 730 yards and 13 TDs
- Special mention on Southtown Star all-area squad as junior
- Played in Semper Fidelis All-American Bowl in Carson, California
- Enrolled in the Mendoza College of Business, majoring in marketing

BOYKIN'S CAREER STATISTICS

PARTICIPATION

Year	2016	2017	Career
G-GS	12-0	12-1	24-1

RECEIVING

Year	Rec.	YDS	TD	Long	Rec/G	Avg/C	Avg/G
2016	6	81	1	25	0.5	13.5	6.8
2017	12	253	2	55	1.0	21.1	21.1
Total	18	334	3	55	0.8	18.6	13.9

SCORING

Year	TD	Rush	RCV	RET	2PAT	Total	Avg/G
2016	1	0	1	0	0	6	0.5
2017	2	0	2	0	0	12	1.0
Total	3	0	3	0	0	18	0.8

ALL-PURPOSE

Year	Rush	Rcv.	PR	KR	IR	Total	Avg/G
2016	0	81	-2	0	0	79	6.6
2017	0	253	0	0	0	253	21.1
Total	0	334	-2	0	0	332	13.8

BOYKIN'S GAME-BY-GAME STATISTIC

Receiving						
2017	No.	YDS	Avg.	TD	LG	
Temple			Did Not Play			
Georgia	0	0	0.0	0	0	
at BC	0	0	0.0	0	0	
at MSU	1	12	0.0	0	0	
Miami, Ohio	1	54	0.0	0	20	
at UNC	2	18	18.0	0	25	
USC	0	0	0.0	0	0	
NC State	0	0	0.0	0	0	
Wake Forest	2	14	1.0	0	1	
at Miami, Fla.	0	0	0.0	0	0	
Navy	2	6	6.0	0	6	
at Stanford	1	18	18.0	1	18	
*vs. LSU	3	102	34.0	*1	55	
TOTALS	12	253	21.1	2	55	

* Games started

Receiving						
2016	No.	YDS	Avg.	TD	LG	
at Texas	0	0	0.0	0	0	
Nevada	0	0	0.0	0	0	
MSU	0	0	0.0	0	0	
Duke	1	20	0.0	0	20	
vs. Syracuse	2	36	18.0	0	25	
at NC State	0	0	0.0	0	0	
Stanford	0	0	0.0	0	0	
Miami, Fla.	1	1	1.0	0	1	
vs. Navy	0	0	0.0	0	0	
vs. Army	1	6	6.0	0	6	
Virginia Tech	1	18	18.0	1	18	
at USC	0	0	0.0	0	0	
TOTALS	6	81	13.5	1	25	

* Games started



**16 NOAH
BOYKIN**

DB • 6'0 5/8", 178 lbs • Freshman
Washington, District of Columbia (Howard D. Woodson)

HIGH SCHOOL AND PERSONAL DATA

- No. 365-ranked overall player nationally, No. 34 cornerback nationally and No. 2 player from District of Columbia by 247Sports.com
- No. 74 safety nationally and No. 12 player from District of Columbia by ESPN.com
- No. 204-ranked overall player nationally, No. 21 cornerback nationally and No. 2 player from District of Columbia by Rivals.com
- Named to 2017 USA Today American Family Insurance All-USA District of Columbia Football Team
- Played for coach Greg Fuller at Howard D. Woodson
- Enrolled in First Year of Studies



**10 TARIO
BRACY**

DB • 5'10 1/8", 170 lbs • Freshman
Milpitas, California (Milpitas)

HIGH SCHOOL AND PERSONAL DATA

- Milpitas career stats: 6,450 all-purpose yards, 3,755 rushing yards, 1,659 receiving yards, 436 kickoff return yards, 449 punt return yards, 151 interception return yards, 112 tackles, 14 interceptions and 73 TDs (47 rushing, 19 receiving, three interception, two punt return, one kickoff and one fumble return)
- Led Milpitas to a 14-1 record and 2017 California Interscholastic Federation 4-A state championship
- Recorded four TDs, including a 70-yard run, 60-yard punt return and 35-yard reception, and a two-point conversion in Milpitas' state-title victory over Southwest El Centro
- Rushed for 310 yards and four TDs on 36 carries in a victory over Campolindo in a NorCal regional final
- Rushed for 1,603 yards and 23 TDs on 209 carries as a senior at Milpitas High School in 2017
- Caught 13 passes for 251 yards and two TDs
- Registered 2,094 all-purpose yards (1,603 rushing, 251 receiving, 56 kickoff return, 33 punt return and 151 interception return)
- Recorded 28 tackles and three interception returns for TD
- No. 411-ranked overall player nationally, No. 24 athlete nationally and No. 51 player from California by 247Sports.com
- No. 51 athlete nationally and No. 61 player from California by ESPN.com
- No. 39 athlete nationally and No. 65 player from California by Rivals.com
- Played for coach Kelly King at Milpitas
- Enrolled in First Year of Studies



**12 DJ
BROWN**

DB • 6'0 3/8", 191 lbs • Freshman
Crownsville, Maryland (Saint Johns College)

HIGH SCHOOL AND PERSONAL DATA

- Helped St. John's College to a 9-2 record and the school's first Washington Catholic Athletic Conference football championship since 1989
- No. 49 cornerback nationally and No. 4 player from District of Columbia by 247Sports.com
- No. 67 cornerback nationally and No. 8 player from District of Columbia by Rivals.com
- Participated in the 2018 Under Armour All-American Game
- Named to 2017 USA Today American Family Insurance All-USA District of Columbia Football Team
- Played for coach Joe Casamento at Saint John's College
- Enrolled in First Year of Studies



**14 J.D.
CARNEY**

QB • 5' 10", 178 lbs • Sophomore
San Diego, California (Cathedral Catholic)

FRESHMAN SEASON (2017)

- Did not see any game action during the season
- Valuable member of the offensive scout team

HIGH SCHOOL AND PERSONAL DATA

- Son of former Notre Dame kicker John Carney (1984-86), the fifth all-time leading scorer in NFL history
- Attended Cathedral Catholic, the same high school as fellow Irish freshman Jordan Genmark Heath
- Cathedral Catholic captured the 2016 CIF State Bowl Championship in Division 1-AA
- 2016 California Interscholastic Federation (CIF) Sportsmanship Player Award
- Three-time Union Tribune Student Scholar Varsity Athlete
- Msgr. John A. Dickie Freshman Academic Achievement Award
- Father John Paul Cadden Sophomore Academic Achievement Award
- Eagle Scout
- Completed Eagle Project which required the scout to plan, develop and give leadership to others in a service project helpful to any religious institution, any school, or your community
- Earned Boy Scout religious emblems; Light of Christ, Parvuli Dei, Ad Altere Dei, and Pope Pius XII
- Most Rev. Charles F. Buddy Junior Academic Achievement Award
- Most Rev. Francis J. Furey Senior Academic Achievement Award
- Enrolled in the College of Arts and Letters, majoring in film, television and theatre with a minor in theology

**83 CHASE
CLAYPOOL**WR • 6' 4 3/8", 227 lbs • Junior
Abbotsford, British Columbia (Abbotsford)**CLAYPOOL CAREER HIGHS**

- **Points scored:** 6, 2x, last Wake Forest, Nov. 4, 2017
- **Touchdowns:** 1, 2x, last Wake Forest, Nov. 4, 2017
- **Rush attempts:** 1, 3x last at Miami, Fla., Nov. 11, 2017
- **Rush yards:** 9, Nevada, Sept. 10, 2016 (1 carry)
- **Long rush:** 9, Nevada, Sept. 10, 2016
- **Receptions:** 9, Wake Forest, Nov. 4, 2017
- **Receiving yards:** 180, Wake Forest, Nov. 4, 2017 (9 reception)
- **Receiving TDs:** 1, 2x, last Wake Forest, Nov. 4, 2017
- **Longest reception:** 44, Wake Forest, Nov. 4, 2017
- **Total offense attempts:** 1, 3x, last at Miami, Fla., Nov. 11, 2017 (1 rush, 0 pass)
- **Total offense yards:** 9, Nevada, Sept. 10, 2016 (9 rush, 0 pass)
- **All-purpose yards:** 180, Wake Forest, Nov. 4, 2017
- **Tackles:** 3, vs. Syracuse, Oct. 1, 2016 (2-1)

SOPHOMORE SEASON (2017)

- Saw action in 12 games and started eight contests
- Ranked second on the Irish in both receptions (29) and receiving yards (402)
- Caught nine passes for 180 yards, including a career-long 44-yard grab, and a TD vs. Wake Forest (Nov. 4)
- Registered four receptions of at least 20 yards
- Hauled in a seven-yard TD grab vs. Miami, Ohio (Sept. 30)

FRESHMAN SEASON (2016)

- Became the eighth player from Canada to appear in varsity action for Notre Dame
- Played in all 12 games
- One of 10 true freshmen (Troy Pride Jr., Devin Studstill, Donte Vaughn, Jalen Elliott, Julian Okwara, Daelin Hayes, Kevin Stepherson, Julian Love and Jamir Jones) who played in at least eight games
- One of seven true freshmen (Troy Pride Jr., Devin Studstill, Donte Vaughn, Jalen Elliott, Daelin Hayes and Julian Love) to register at least 11 tackles
- Led the Irish in special teams tackles with 11 and punt-return tackles with eight
- Registered eight of Notre Dame's 19 tackles on punt coverage
- Recorded six receptions for 81 yards, good for an average of 13.5 yards per reception
- Amassed 90 all-purpose yards, including a career-best 33 against Michigan State (Sept. 17)
- Had one catch for 33 yards against the Spartans
- Registered a nine-yard rush in the win vs. Nevada (Sept. 10)

HIGH SCHOOL AND PERSONAL DATA

- One of the top players ever to come out of British Columbia and an elite wide receiver prospect
- Helped Abbotsford reach the 2015 British Columbia High School Football AA Championship game (first such berth since 1984)
- Last Canadian to sign with the Irish was linebacker Bill Mitoulas from Toronto, Ontario, in 1994
- In 2015, versatile athlete caught 58 passes for 1,473 yards and 18 TDs; rushed for 567 yards and eight TDs on 47 carries; completed six of eight passes for 103 yards and three TDs; added 74 tackles, including two sacks, two fumble recoveries and five interceptions; returned four punts for 195 yards (two TDs) and seven kickoffs for 176 yards (one TD)
- Held the following school records: career and single-season TDs, career and single-season receiving yards, career and single-season receptions, single-season tackles, career and single-season interceptions and longest receiving TD
- One of three finalists for the Sports BC 50th annual Athlete of the Year
- Selected to participate in Nike's 2015 "The Opening" in Beaverton, Oregon and the 2016 Blue-Grey All-American Bowl in Jacksonville, Florida
- No. 280-ranked player nationally and No. 12-ranked tight end on Scout.com 300 list
- No. 159-ranked player in the nation and No. 12-ranked wide receiver on ESPN 300 list
- No. 170-ranked player in the nation and No. 33-ranked wide receiver on 247Sports.com Top 247
- No. 109-ranked player in the nation and No. 22-ranked wide receiver on Rivals.com 250 list
- No. 262-ranked player on the Tom Lemming Prep Football Report
- Played for head coach Jay Fujimura at Abbotsford Senior Secondary School
- Enrolled in the Mendoza College of Business, majoring in management consulting

CLAYPOOL'S CAREER STATISTICS**PARTICIPATION**

Year	2016	2017	Career
G-GS	12-0	12-8	24-8

RECEIVING

Year	Rec.	YDS	TD	Long	Rec/G	Avg/C	Avg/G
2016	5	81	0	33	0.4	16.2	6.8
2017	29	402	2	44	2.4	13.9	33.5
Total	34	483	2	44	1.4	14.2	20.1

ALL-PURPOSE

Year	Rush	Rcv.	PR	KR	IR	Total	Avg/G
2016	9	81	0	0	0	90	7.5
2017	-3	402	0	0	0	399	33.2
Total	6	483	0	0	0	489	20.4

TACKLES

Year	UA	A	Total	TFL	PD	FF	FR	BLK
2016	7	4	11	0.0-0	0	0	0	0
2017	1	0	1	0.0-0	0	0	0	0
Total	8	4	12	0.0-0	0	0	0	0

CLAYPOOL'S GAME-BY-GAME STATISTICS

2017	Receiving				
	No.	YDS	Avg.	TD	LG
Temple	1	16	16.0	0	16
Georgia	0	0	0.0	0	0
*at BC	2	8	4.0	0	6
*at MSU	4	56	14.0	0	27
*Miami, Ohio	2	28	14.0	1	21
*at UNC	3	36	12.0	0	23
*USC	1	13	13.0	0	13
NC State	2	17	8.5	0	11
*Wake Forest	9	180	20.0	1	44
*at Miami, Fla.	2	9	4.5	0	7
*Navy	2	28	14.0	0	23
at Stanford	1	11	11.0	0	11
vs. LSU	Did Not Play - Injury				
TOTALS	29	402	13.9	2	44

* Games started

2016	UT-AT	TT	TFL	SCK	FF	FR	INT	PBU	BLK
at Texas	0-0	0	0.0-0	0.0-0	0	0-0	0-0	0	0
Nevada	2-0	2	0.0-0	0.0-0	0	0-0	0-0	0	0
MSU	0-1	1	0.0-0	0.0-0	0	0-0	0-0	0	0
Duke	0-0	0	0.0-0	0.0-0	0	0-0	0-0	0	0
vs. Syracuse	2-1	3	0.0-0	0.0-0	0	0-0	0-0	0	0
at NC State	1-0	1	0.0-0	0.0-0	0	0-0	0-0	0	0
Stanford	1-0	1	0.0-0	0.0-0	0	0-0	0-0	0	0
Miami, Fla.	0-1	1	0.0-0	0.0-0	0	0-0	0-0	0	0
vs. Navy	0-0	0	0.0-0	0.0-0	0	0-0	0-0	0	0
vs. Army	0-0	0	0.0-0	0.0-0	0	0-0	0-0	0	0
Virginia Tech	1-1	2	0.0-0	0.0-0	0	0-0	0-0	0	0
at USC	0-0	0	0.0-0	0.0-0	0	0-0	0-0	0	0
Totals	7-4	11	0.0-0	0.0-0	0	0-0	0-0	0	0

2016	Receiving				
	No.	YDS	Avg.	TD	LG
at Texas	0	0	0.0	0	0
Nevada	1	6	6.0	0	6
MSU	1	33	33.0	0	33
Duke	0	0	0.0	0	0
vs. Syracuse	0	0	0.0	0	0
at NC State	0	0	0.0	0	0
Stanford	1	13	13.0	0	13
Miami, Fla.	0	0	0.0	0	0
vs. Navy	0	0	0.0	0	0
vs. Army	1	9	9.0	0	9
Virginia Tech	1	20	20.0	0	20
at USC	0	0	0.0	0	0
TOTALS	5	81	16.2	0	33

* Games started



24 NICK COLEMAN
 5 • 6' 0 1/8", 194 lbs • Senior
 Dayton, Ohio (Archbishop Alter)

COLEMAN'S CAREER HIGHS

- **Tackles:** 7, Wake Forest, Nov. 4, 2017 (4-3)
- **Tackles for loss:** 1.0, 2x, last NC State, Oct. 28, 2017 (1-0)
- **Pass Breakups:** 2, UMass, Sept. 26, 2015

JUNIOR SEASON (2017)

- Saw action in all 13 games and started 12
- Did not start vs. Navy (Nov. 18)
- Recorded 44 total tackles, including 29 solo stops
- Collected a career-best seven tackles vs. Wake Forest (Nov. 4)
- Registered a PBU and TFL vs. NC State (Oct. 28)
- Recorded five tackles against both Temple (Sept. 2) and Boston College (Sept. 16)
- Picked up six tackles in the season finale at Stanford (Nov. 25)

SOPHOMORE SEASON (2016)

- Played in 11 of Notre Dame's 12 games
- Did not play at USC (Nov. 26)
- Started vs. Texas (Sept. 4) and Michigan State (Sept. 17)
- Recorded 17 total tackles, including 13 solo stops
- Registered a career-best five tackles in back-to-back games against Nevada (Sept. 10) and Michigan State (Sept. 17)
- Recorded four unassisted tackles in the season opener at Texas (Sept. 4)

FRESHMAN SEASON (2015)

- Played in all 13 games, predominantly on special teams
- Picked up a pair of tackles, one solo stop, in the season-opening rout of Texas (Sept. 5)
- Added an assisted tackle at Virginia (Sept. 12)
- Collected a tackle against both Clemson (Oct. 3) and Navy (Oct. 10)
- Registered two pass breakups in the rout of UMass (Sept. 26)

HIGH SCHOOL AND PERSONAL DATA

- First-team Associated Press All-Ohio Division IV all-state selection as a running back
- First-team running back on 2014 AP Southwest All-District Division IV team
- Named to PrepStar All-Midwest Region squad as athlete
- Made 48 tackles and three interceptions from cornerback spot as senior in 2014 at Archbishop Alter High School in Kettering, Ohio
- Ran for 1,125 yards and scored 13 touchdowns as running back
- Helped Archbishop Alter to Ohio Division IV state runner-up slot and 14-1 record
- Rushed for 75 yards on 15 carries as top-ranked Alter fell 21-14 to fourth-rated Cleveland Benedictine in Ohio Division IV championship game
- Gained 289 rushing yards on 18 carries with five TDs in 56-20 win versus Hamilton Badin in 2014
- Ran for 1,168 yards and 13 TDs as a junior in 2013 and added 39 tackles and two interceptions on defense
- High school teammate of Irish Notre receiver Chris Finke
- Father Trey played football for Notre Dame in 1983 as tailback and now coaches track in Dayton area
- Enrolled in the Mendoza College of Business, majoring in management consulting

COLEMAN'S CAREER STATISTICS

PARTICIPATION

Year	2017	2016	2015	Career
G-GS	13-12	11-2	13-0	37-14

TACKLES

Year	UA	A	Total	TFL	PD	FF	FR	BLK
2015	2	3	5	0.0-0	2	0	0	0
2016	13	4	17	1.0-1	1	0	0	0
2017	29	15	44	1.0-8	3	0	0	0
Totals	44	22	66	2.0-9	6	0	0	0

COLEMAN'S GAME-BY-GAME STATISTICS

2017	UT-AT	TT	TFL	SCK	FF	FR	INT	PBU	BLK
*Temple	4-1	5	0.0-0	0.0-0	0	0-0	0-0	0	0
*Georgia	3-1	4	0.0-0	0.0-0	0	0-0	0-0	0	0
*at BC	3-2	5	1.0-1	0.0-0	0	0-0	0-0	0	0
*at MSU	1-0	1	0.0-0	0.0-0	0	0-0	0-0	0	0
*Miami, Ohio	2-1	3	0.0-0	0.0-0	0	0-0	0-0	0	0
*at UNC	1-2	3	0.0-0	0.0-0	0	0-0	0-0	1	0
*USC	2-1	3	0.0-0	0.0-0	0	0-0	0-0	0	0
*NC State	2-0	2	1.0-8	0.0-0	0	0-0	0-0	1	0
*Wake Forest	4-3	7	0.0-0	0.0-0	0	0-0	0-0	1	0
*at Miami, Fla.	2-0	2	0.0-0	0.0-0	0	0-0	0-0	0	0
Navy	1-0	1	0.0-0	0.0-0	0	0-0	0-0	0	0
*at Stanford	3-3	6	0.0-0	0.0-0	0	0-0	0-0	0	0
*vs. LSU	1-1	2	0.0-0	0.0-0	0	0-0	0-0	0	0
Total	29-15	44	1.0-8	0.0-0	0	0-0	0-0	3	0

2016	UT-AT	TT	TFL	SCK	FF	FR	INT	PBU	BLK
*at Texas	4-0	4	0.0-0	0.0-0	0	0-0	0-0	0	0
Nevada	4-1	5	0.0-0	0.0-0	0	0-0	0-0	1	0
*MSU	4-1	5	1.0-1	0.0-0	0	0-0	0-0	0	0
Duke	1-0	1	0.0-0	0.0-0	0	0-0	0-0	0	0
vs. Syracuse	0-0	0	0.0-0	0.0-0	0	0-0	0-0	0	0
at NC State	0-0	0	0.0-0	0.0-0	0	0-0	0-0	0	0
Stanford	0-0	0	0.0-0	0.0-0	0	0-0	0-0	0	0
Miami, Fla.	0-0	0	0.0-0	0.0-0	0	0-0	0-0	0	0
vs. Navy	0-2	2	0.0-0	0.0-0	0	0-0	0-0	0	0
vs. Army	0-0	0	0.0-0	0.0-0	0	0-0	0-0	0	0
Virginia Tech	0-0	0	0.0-0	0.0-0	0	0-0	0-0	0	0
at USC						Did Not Play			
Totals	13-4	17	1.0-1	0.0-0	0	0-0	0-0	1	0

2015	UT-AT	TT	TFL	SCK	FF	FR	INT	PBU	BLK
Texas	1-1	2	0.0-0	0.0-0	0	0-0	0-0	0	0
at Virginia	0-1	1	0.0-0	0.0-0	0	0-0	0-0	0	0
Georgia Tech	0-0	0	0.0-0	0.0-0	0	0-0	0-0	0	0
UMass	0-0	0	0.0-0	0.0-0	0	0-0	0-0	2	0
at Clemson	1-0	1	0.0-0	0.0-0	0	0-0	0-0	0	0
Navy	0-1	1	0.0-0	0.0-0	0	0-0	0-0	0	0
USC	0-0	0	0.0-0	0.0-0	0	0-0	0-0	0	0
at Temple	0-0	0	0.0-0	0.0-0	0	0-0	0-0	0	0
at Pittsburgh	0-0	0	0.0-0	0.0-0	0	0-0	0-0	0	0
Wake Forest	0-0	0	0.0-0	0.0-0	0	0-0	0-0	0	0
vs. B.C.	0-0	0	0.0-0	0.0-0	0	0-0	0-0	0	0
at Stanford	0-0	0	0.0-0	0.0-0	0	0-0	0-0	0	0
vs. Ohio State	0-0	0	0.0-0	0.0-0	0	0-0	0-0	0	0
Totals	2-3	5	0.0-0	0.0-0	0	0-0	0-0	2	0

* Games Started



4 TE'OVON CONEY

LB • 6' 1 1/8", 240 lbs • Senior
Palm Beach Gardens, Fla. (Palm Beach Gardens)

CONEY'S HONORS AND AWARDS

- Butkus Award Watch List (2018)
- Bronko Nagurski Trophy Watch List (2018)
- Bednarik Award Watch List (2018)
- USA Today All-Bowl Team (2017)
- Notre Dame Impact Player Award (2017)
- Bednarik Defensive Player of the Week (Oct. 21, 2018 vs. USC)

CONEY'S CAREER HIGHS

- **Tackles:** 17, vs. LSU, Jan. 1, 2018 (7-10)
- **Sacks:** 1.0, 3x, last Wake Forest, Nov. 4, 2018
- **Tackles for loss:** 3.0, Wake Forest, Nov. 4, 2018 (3-0)
- **Forced Fumbles:** 1, USC, Oct. 21, 2018
- **Fumbles Recovered:** 1, USC, Oct. 21, 2018

JUNIOR SEASON (2017)

- One of four returning players across the nation in 2018 that recorded at least 116 tackles and 13.5 TFLs in 2017
- Played in all 13 games and started seven contests
- Led the Irish in solo tackles (57), assisted tackles (59), total tackles (116), TFLs (13.5) and ranked second in sacks (3.0)
- Spearheaded a Notre Dame defense that improved by at least 20 spots in the FBS rankings in third down conversion percentage, interceptions, rushing defense, scoring defense, passing efficiency defense, sacks, tackles for loss and turnovers gained
- Irish were the last team in the FBS to surrender more than 20 points in a game (Irish allowed 20 points or less over each of their first eight games)
- Notre Dame allowed only four plays of 40 yards or longer in 2017—the second-fewest of any team in the FBS
- The Irish allowed only one play of 50 yards or longer in 2017—the second-fewest of any team in the FBS
- Part of a linebacker group (which also included Drue Tranquill, Nyles Morgan and Greer Martini) that all registered at least 75 tackles—a first in school history.
- Recorded a career-best 17 tackles (tops by any player in a bowl game) in the 21-17 victory over No. 17 LSU in the 2018 Citrus Bowl
- His 116 tackles were the most by a Notre Dame player since Manti Te'o registered 128 in 2011
- Registered at least 10 tackles in five different games (Boston College, USC, Wake Forest, Navy and LSU)
- Recorded multiple TFLs in six different games (Temple, USC, NC State, Wake Forest, Miami, Fla. and Stanford)
- Named Bednarik Defensive Player of the Week following his stellar performance against USC (Oct. 21)
- Collected 11 tackles, two TFLs, one sack, one forced fumble and one fumble recovery
- Registered a then career-high 13 tackles at Boston College (Sept. 16)
- Totaled 12 tackles, a career-best 3.0 TFLs and a sack against Wake Forest (Nov. 4)

SOPHOMORE SEASON (2016)

- Played in all 12 games and started nine
- Did not start vs. Texas (Sept. 4), Navy (Nov. 5) and Army (Nov. 12)
- Registered 62 tackles, including 33 solo stops
- His 62 tackles ranked fourth on the team and third among linebackers
- Made at least seven tackles in five different games
- Recorded two tackles for loss

FRESHMAN SEASON (2015)

- Played in 12 games on special teams and as a reserve linebacker
- Registered six tackles on special teams, which was tied for sixth-best on the squad
- All six tackles on special teams came on kickoff return, which ranked him tied for third
- Recorded a career-high four tackles against UMass (Sept. 26)
- Registered two tackles against both Texas (Sept. 5) and USC (Oct. 17)
- Split a tackle for loss, the first of his career, against Navy (Oct. 10)
- Collected a solo tackle against Ohio State in the BattleFrog Fiesta Bowl (Jan. 1)
- Suffered a shoulder injury against the Buckeyes that sidelined him from 2016 spring practice.

HIGH SCHOOL AND PERSONAL DATA

- First-team linebacker on Palm Beach Post all-area squad and Florida Class 8A all-conference team for 2014
- Ranked as 12th inside linebacker nationally by 247Sports, 15th middle linebacker by Scout.com and 20th outside linebacker nationally by ESPN
- Listed 295th on ESPN 300 chart for 2014
- Rated 187th player nationally on Tom Lemming's Top 300 list
- Made 136 tackles, 12 tackles for loss, two fumble recoveries and two interceptions as senior in 2014 for Palm Beach Gardens High School in Palm Beach Gardens, Florida
- Helped Palm Beach Gardens to 6-6 record in 2014
- Made 172 tackles and forced six fumbles and added two interceptions as junior in 2013 while helping Palm Beach Gardens reach Florida Class 8A semifinals
- Second-team Florida 8A all-state, first-team all-county and all-conference 8A pick as junior in 2013
- Played in Under Armour All-American Bowl in St. Petersburg, Florida
- Enrolled at Notre Dame and began taking classes in January and participated in 2015 spring drills with the Irish
- Graduated in May 2018 with a degree in philosophy and minor in business economics from the College of Arts and Letters

CONEY'S CAREER STATISTICS

PARTICIPATION

Year	2017	2016	2015	Career
G-GS	13-7	12-9	12-0	37-16

TACKLES

Year	UA	A	Total	TFL	PD	FF	FR	BLK
2015	6	7	13	0.5-1	0	0	0	0
2016	33	29	62	1.5-4	0	0	0	0
2017	57	59	116	13.0-34	0	1	1	0
Totals	96	95	191	15.0-39	0	1	1	0

SACKS

Year	UA	A	Total	Yards
2015	0	0	0.0	0
2016	0	0	0.0	0
2017	3	0	3.0	19
Totals	3	0	3.0	19

CONEY'S GAME-BY-GAME STATISTICS

2017	UT-AT	TT	TFL	SCK	FF	FR	INT	PBU	BLK
Temple	3-3	6	1.5-11	1.0-10	0	0-0	0-0	0	0
Georgia	4-2	6	0.0-0	0.0-0	0	0-0	0-0	0	0
at BC	5-8	13	0.0-0	0.0-0	0	0-0	0-0	0	0
at MSU	3-4	7	0.5-1	0.0-0	0	0-0	0-0	0	0
Miami, Ohio	3-1	4	0.0-0	0.0-0	0	0-0	0-0	0	0
*at UNC	1-5	6	0.5-1	0.0-0	0	0-0	0-0	0	0
*USC	4-7	11	2.0-8	1.0-6	1	1-0	0-0	0	0
*NC State	6-3	9	1.5-3	0.0-0	0	0-0	0-0	0	0
*Wake Forest	6-6	12	3.0-5	1.0-3	0	0-0	0-0	0	0
*at Miami, Fla.	7-2	9	2.0-3	0.0-0	0	0-0	0-0	0	0
*Navy	5-5	10	0.0-0	0.0-0	0	0-0	0-0	0	0
*at Stanford	3-3	6	2.0-2	0.0-0	0	0-0	0-0	0	0
*vs. LSU	7-10	17	0.0-0	0.0-0	0	0-0	0-0	0	0

Totals	57-59	116	13.0-34	3.0-19	1	1-0	0-0	0	0
---------------	--------------	------------	----------------	---------------	----------	------------	------------	----------	----------

2016	UT-AT	TT	TFL	SCK	FF	FR	INT	PBU	BLK
*at Texas	4-0	4	0.0-0	0.0-0	0	0-0	0-0	0	0
Nevada	4-1	5	0.0-0	0.0-0	0	0-0	0-0	1	0
*MSU	4-1	5	1.0-1	0.0-0	0	0-0	0-0	0	0
Duke	1-0	1	0.0-0	0.0-0	0	0-0	0-0	0	0
vs. Syracuse	0-0	0	0.0-0	0.0-0	0	0-0	0-0	0	0
at NC State	0-0	0	0.0-0	0.0-0	0	0-0	0-0	0	0
Stanford	0-0	0	0.0-0	0.0-0	0	0-0	0-0	0	0
Miami, Fla.	0-0	0	0.0-0	0.0-0	0	0-0	0-0	0	0
vs. Navy	0-2	2	0.0-0	0.0-0	0	0-0	0-0	0	0
vs. Army	0-0	0	0.0-0	0.0-0	0	0-0	0-0	0	0
Virginia Tech	0-0	0	0.0-0	0.0-0	0	0-0	0-0	0	0
at USC	Did Not Play								
Totals	13-4	17	1.0-1	0.0-0	0	0-0	0-0	1	0

2015	UT-AT	TT	TFL	SCK	FF	FR	INT	PBU	BLK
Texas	1-1	2	0.0-0	0.0-0	0	0-0	0-0	0	0
at Virginia	Did Not Play								
Georgia Tech	0-0	0	0.0-0	0.0-0	0	0-0	0-0	0	0
UMass	2-2	4	0.0-0	0.0-0	0	0-0	0-0	0	0
at Clemson	0-0	0	0.0-0	0.0-0	0	0-0	0-0	0	0
Navy	0-1	1	0.5-1	0.0-0	0	0-0	0-0	0	0
USC	1-1	2	0.0-0	0.0-0	0	0-0	0-0	0	0
at Temple	0-0	0	0.0-0	0.0-0	0	0-0	0-0	0	0
at Pittsburgh	0-1	1	0.0-0	0.0-0	0	0-0	0-0	0	0
Wake Forest	1-0	1	0.0-0	0.0-0	0	0-0	0-0	0	0
vs. B.C.	0-1	1	0.0-0	0.0-0	0	0-0	0-0	0	0
at Stanford	0-0	0	0.0-0	0.0-0	0	0-0	0-0	0	0
vs. Ohio State	1-0	1	0.0-0	0.0-0	0	0-0	0-0	0	0
Totals	6-7	13	0.5-1	0.0-0	0	0-0	0-0	0	0



20 SHAUN CRAWFORD
CB • 5' 9 1/8", 181 lbs • Senior
Lakewood, Ohio (St. Edward)

CRAWFORD'S CAREER HIGHS

- **Points Scored:** 2, at Texas, Sept. 4, 2016
- **All-purpose Yards:** 22, at Texas, Sept. 4, 2016
- **Interceptions:** 2, at Boston College, Sept. 16, 2018
- **Long interception return:** 22, at Texas, Sept. 4, 2016
- **Tackles:** 7, Navy, Nov. 18, 2017 (3-4)
- **Sacks:** 1.0, at North Carolina, Oct. 7, 2017 (1-0)
- **TFLs:** 1.0, at North Carolina, Oct. 7, 2017 (1-0)
- **Fumbles forced:** 1, at Michigan State, Sept. 23, 2017
- **Fumbles recovered:** 1, 2x, last at Michigan State, Sept. 23, 2017
- **Pass breakups:** 1, 5x, last NC State, Oct. 28, 2017

JUNIOR SEASON (2017)

- Saw action in 12 games and started one contest (vs. Navy)
- Registered 32 total tackles, including 20 solo stops
- Added 1.5 TFLs, 1.5 sacks, seven passes defended, five pass breakups, one forced fumble, two fumble recoveries and two interceptions
- Recorded two interceptions and recovered a fumble in the victory over Boston College (Sept. 16)
- Registered two tackles, one PBU, one forced fumble and one fumble recovery at Michigan State (Sept. 23)
- The forced fumble and fumble recovery against the Spartans came at the Notre Dame one-yard line to prevent an MSU touchdown
- Picked up five tackles, one sack and one PBU at North Carolina (Oct. 7)
- Recorded a career-best seven tackles against Navy (Nov. 18)

SOPHOMORE SEASON (2016)

- Started the first two games of the season (Texas and Nevada) before suffering a torn achilles tendon in the win over the Wolf Pack
- Injury sidelined him for the second straight season
- Recorded a career-best five tackles at Texas (Sept. 4)
- Had one interception at Texas and returned it 22 yards
- Recorded a blocked PAT return for two points against the Longhorns

FRESHMAN SEASON (2015)

- Suffered a torn ACL in August that resulted in season-ending knee surgery

HIGH SCHOOL AND PERSONAL DATA

- Named to USA Today American Family Insurance All-USA Ohio Football Team as defensive back
- Rated 63rd player in nation and sixth cornerback on Rivals.com 250 list
- Listed as 113th player nationally on PrepStar Top 150 Dream Team
- Rated 115th player in nation and 20th athlete on 247Sports Top 247 list and 169th overall and 13th athlete on ESPN 300 list
- Ranked 116th player nationally and 16th cornerback on Scout 300 list
- Rated 85th player nationally on Tom Lemming's Top 300 list
- First-team Associated Press All-Ohio Division I all-state selection as a defensive back
- Named a Cleveland Plain-Dealer Defensive All-Star at defensive back
- Made 91 tackles, broke up 17 passes, had eight tackles for loss, seven interceptions and three forced fumbles as senior cornerback in 2014 at St. Edward High School in Lakewood, Ohio
- Caught 54 passes for 824 yards, nine touchdowns and 15.3-yard-per-catch average as receiver in 2014
- Four-year starter helped St. Edward to 13-2 record in 2014 and Ohio Division I state title
- Sixth-ranked St. Edward knocked off seventh-rated Huber Heights Wayne 31-21 in title game, as he contributed four tackles, two catches for 14 yards and three carries for 21 yards
- Made 82 tackles, eight tackles for loss and two interceptions as junior in 2013
- Rushed for 808 yards, caught 16 passes for 258 yards and scored 10 TDs
- Outstanding track and field prospect who competed in long jump, 4x100 and 4x400 relays, and 60, 100 and 200 meters at St. Edward
- Helped St. Edward to Ohio outdoor prep title in 4x100 relay as freshman in 2012 at 41.79
- Has bests of 6.93 in 60, 10.54 in 100, 21.47 in 200 and 22-7.75 in long jump
- Played in Under Armour All-American Bowl in St. Petersburg, Florida
- Enrolled in the College of Arts and Letters, majoring in design and minoring in business economics

CRAWFORD'S CAREER STATISTICS

PARTICIPATION

Year	2017	2016	2015	Career
G-GS	12-1	2-2	0-0	14-3

TACKLES

Year	UA	A	Total	TFL	PD	FF	FR	BLK
2016	5	1	6	0.0-0	1	0	0	0
2017	20	12	32	1.5-10	7	1	2	0
Total	25	13	38	1.5-10	8	1	2	0

SCORING

Year	TD	Rush	RCV	RET	2PAT	Total	Avg/G
2016	0	0	0	0	0	2	1.0
2017	0	0	0	0	0	0	0.0
Total	0	0	0	0	0	2	0.1

ALL-PURPOSE

Year	Rush	Rcv.	PR	KR	IR	Total	Avg/G
2016	0	0	0	0	22	22	11.0
2017	0	0	0	0	0	0	0.0
Total	0	0	0	0	22	22	1.6

INTERCEPTIONS

Year	No.	Yards	TD	LG	Avg/R	Avg/G
2016	1	22	0	22	22.0	11.0
2017	2	0	0	0	0.0	0.0
Total	3	22	0	22	7.3	1.6

Here Come the Irish

The Fighting Irish

Coaches and Staff

2017 Season in Review

History and Records

University and Media Information

SACKS

Year	UA	A	Total	Yards
2016	0	0	0.0	0
2017	1	1	1.5	10
Totals	1	1	1.5	10

CRAWFORD'S GAME-BY-GAME STATISTICS

2017	UT-AT	TT	TFL	SCK	FF	FR	INT	PBU	BLK
Temple	1-0	1	0.0-0	0.0-0	0	0-0	0-0	0	0
Georgia	0-0	0	0.0-0	0.0-0	0	0-0	0-0	0	0
at BC	0-2	2	0.0-0	0.0-0	0	1-0	2-0	1	0
at MSU	1-3	4	0.0-0	0.0-0	1	1-0	0-0	0	0
Miami, Ohio	1-1	2	0.5-2	0.5-2	0	0-0	0-0	0	0
at UNC	5-0	5	1.0-8	1.0-8	0	0-0	0-0	1	0
USC	1-1	2	0.0-0	0.0-0	0	0-0	0-0	1	0
NC State	2-0	2	0.0-0	0.0-0	0	0-0	0-0	1	0
Wake Forest	4-0	4	0.0-0	0.0-0	0	0-0	0-0	0	0
at Miami, Fla.	1-1	2	0.0-0	0.0-0	0	0-0	0-0	0	0
*Navy	3-4	7	0.0-0	0.0-0	0	0-0	0-0	0	0
at Stanford	1-0	1	0.0-0	0.0-0	0	0-0	0-0	0	0
vs. LSU	0-0	0	0.0-0	0.0-0	0	0-0	0-0	0	0
Totals	20-12	32	1.5-10	1.5-10	1	2-0	2-0	5	0

2016	UT-AT	TT	TFL	SCK	FF	FR	INT	PBU	BLK
*at Texas	4-1	5	0.0-0	0.0-0	0	0-0	1-22	0	0
*Nevada	1-0	1	0.0-0	0.0-0	0	0-0	0-0	0	0
MSU			Did Not Play - Injury						
Duke			Did Not Play - Injury						
vs. Syracuse			Did Not Play - Injury						
at NC State			Did Not Play - Injury						
Stanford			Did Not Play - Injury						
Miami, Fla.			Did Not Play - Injury						
vs. Navy			Did Not Play - Injury						
vs. Army			Did Not Play - Injury						
Virginia Tech			Did Not Play - Injury						
at USC			Did Not Play - Injury						
Totals	5-1	6	0.0-0	0.0-0	0	0-0	1-22	0	0

* Games Started



13 AVERY DAVIS


QB • 5' 11", 204 lbs • Sophomore
Cedar Hill, Texas (Cedar Hill)

FRESHMAN SEASON (2017)

- One of 10 scholarship freshmen who spent the season on scout team and did not see the field
- Joined David Adams, Jafar Armstrong, Aaron Banks, Darnell Ewell, Dillan Gibbons, Josh Lugg, Jeremiah Owusu-Koramoah, Kofi Wardlow and Drew White as rookies who helped the Irish on their scout teams

HIGH SCHOOL AND PERSONAL DATA

- One of the top scholastic dual-threat quarterbacks in the country
- Completed 189 of 273 passes for 2,876 yards and 37 TDs as a senior in 2016 despite missing two games with an ankle injury
- Carried the ball 84 times for 369 rushing yards and six TDs
- Threw for 463 yards and four TDs, and ran for 109 yards and two TDs in a 55-41 loss to DeSoto High School in the Texas 6A Division II Regional Championship held at AT&T Stadium in Arlington
- One of 10 quarterbacks on Dallas Morning News rating of top 100 area players
- One of six quarterbacks named to Waco Tribune-Herald Top 100
- 2016 Texas District 7-6A Offensive Player of the Year
- First-team quarterback on Texas District 7-6A squad in 2016
- 2016 Dallas Morning News SportsDayHS All-Area Second Team
- Ranked as the second-best quarterback in the Dallas area by SportsDayHS
- No. 189-ranked overall player and No. 11 quarterback by Scout.com
- No. 254-ranked overall player and No. 8 dual-threat quarterback by 247Sports.com
- No. 153-ranked overall player and No. 7 dual-threat quarterback by ESPN.com
- No. 19 dual-threat quarterback by Rivals.com
- Texas' No. 34-ranked player by Scout.com, No. 43-ranked player by 247Sports, No. 27-ranked player by ESPN and No. 80-ranked player by Rivals
- No. 103-ranked overall player and No. 14-ranked quarterback by Tom Lemming's Prep Football Report
- Four-star member of the PrepStar Top 300 Dream Team, ranked as the No. 139 player in the class of 2017 and the No. 8 dual-threat quarterback
- Played for coach Joey McGuire at Cedar Hill High School
- Selected to participate in the 2016 Under Armour All-American Game in St. Petersburg, Florida
- Chosen to represent the U.S. National Team against Team Canada at ESPN's Wide World of Sports Complex in Orlando, Florida
- Enrolled in the Mendoza College of Business



**97 MICAH
DEW-TREADWAY**
DL • 6' 4 1/8", 300 lbs • Senior
Bolingbrook, Illinois (Bolingbrook)

JUNIOR SEASON (2017)

- Saw action in nine games

SOPHOMORE SEASON (2016)

- Did not see the field after a broken foot sidelined him for the season

FRESHMAN SEASON (2015)

- One of 10 scholarship freshmen who spent the season on scout team and did not see the field
- Joined Josh Barajas, Trevor Ruhland, Asmar Bilal, Elijah Taylor, Ashton White, Brandon Tiassum, Shaun Crawford, Miles Boykin and Tristen Hoge as rookies who helped the Irish on their scout teams

HIGH SCHOOL AND PERSONAL DATA

- First-team pick on Champaign News-Gazette Illinois all-state football team
- Honorable mention selection on Illinois High School Football Coaches Association Class 8A all-state squad and on Chicago Sun-Times all-area team
- Rated 33rd defensive end nationally by Scout.com, 35th defensive end by ESPN and 36th by 247Sports
- Rated 281st player nationally on Tom Lemming's Top 300 list
- Named to PrepStar All-Midwest Region squad as defensive lineman
- Made 50 tackles, 12 tackles for loss, eight sacks and four forced fumbles as senior in 2014 for Bolingbrook High School in Bolingbrook, Illinois
- Helped Bolingbrook to 8-4 record in 2014 and Illinois Class 8A quarterfinals
- Played in Semper Fidelis All-American Bowl in Carson, California
- Enrolled at Notre Dame and began taking classes in January and participated in 2015 spring drills with the Irish
- Enrolled in the College of Arts and Letters, majoring in film, television and theatre with a minor in africana studies

DEW-TREADWAY'S CAREER STATISTICS

PARTICIPATION


Year	2017	2016	2015	Career
G-GS	9-0	0-0	0-0	9-0



**56 JOHN
DIRKSEN**
OL • 6'5 1/8", 307 lbs • Freshman
Maria Stein, Ohio (Marion Local)

HIGH SCHOOL AND PERSONAL DATA

- Led Marion Local to a 15-0 record and 2017 Ohio High School Athletic Association Division VI state championship
- Finished his career at Marion Local with victories in his last 27 games
- Led Marion Local to a 14-1 record and 2016 Ohio High School Athletic Association Division VI state championship
- No. 499-ranked overall player nationally, No. 38 offensive tackle nationally and No. 21 player from Ohio by 247Sports.com
- No. 53 offensive tackle nationally and No. 25 player from Ohio by ESPN.com
- No. 37 offensive tackle nationally and No. 28 player from Ohio by Rivals.com
- 2017 First Team Ohio Prep Sports Writers Association Division VI All-State
- Played for coach Tim Goodwin at Marion Local
- Enrolled in First Year of Studies



**39 JONATHAN
DOERER**
K/P • 6' 3", 200 lbs • Sophomore
Charlotte, North Carolina (South Mecklenburg)

FRESHMAN SEASON (2017)

- Saw action in seven games as the kickoff specialist
- Averaged 61.2 yards per kickoff over his 32 attempts
- Nine of his 32 kickoffs went for touchbacks

HIGH SCHOOL AND PERSONAL DATA

- Connected on nine of 16 field goals with a long of 44 yards as a senior in 2016
- Registered a touchback on 92 percent of his kickoffs
- No. 6 kicker by Scout.com
- No. 17 kicker by 247Sports.com
- No. 20 kicker by ESPN.com
- Played for coach Rocky White at South Mecklenburg
- Enrolled in the College of Arts and Letters, majoring in sociology

DOERER'S CAREER STATISTICS

PARTICIPATION

Year	2017	Career
G-GS	7-0	7-0

KICKOFFS

Year	NO.	YDS	AVG.	TB	OB
2017	32	1,957	61.2	9	1



74 LIAM EICHENBERG
OL • 6' 6 1/8", 308 lbs • Junior
Cleveland, Ohio (Saint Ignatius)

SOPHOMORE SEASON (2017)

- Saw action in five games

FRESHMAN SEASON (2016)

- One of nine scholarship freshmen who spent the season on scout team and did not see the field
- Joined QB Ian Book, LB Jonathan Jones, RB Tony Jones Jr., OL Tommy Kraemer, RB Deon McIntosh, S D.J. Morgan and DL Adetokunbo Ogundiji as rookies who helped the Irish on their respective scout teams

HIGH SCHOOL AND PERSONAL DATA

- One of the top players in the state of Ohio and an elite offensive tackle prospect nationally
- 2015 MaxPreps First Team All-American
- 2015 American Family Insurance All-USA Ohio Football Team
- 2015 Associated Press All-Ohio Division I First Team
- 2015 Associated Press Northeast Ohio Lakes All-District First Team
- Selected to participate in the 2016 Under Armour All-American Game in St. Petersburg, Florida
- No. 79-ranked player nationally and No. 7-ranked offensive tackle on Scout.com 300 list
- No. 67-ranked player in the nation and No. 6-ranked offensive tackle on ESPN 300 list
- No. 80-ranked player in the nation and No. 7-ranked offensive tackle on 247Sports.com Top 247
- No. 194-ranked player in the nation and No. 11-ranked offensive tackle on Rivals.com 250 list
- No. 233-ranked player on the Prepstar Top 350 Dream Team
- No. 125-ranked player on the Tom Lemming Prep Football Report
- Ohio's No. 4-ranked player by 247Sports, No. 3-ranked player by Scout, No. 3-ranked player by ESPN and No. 6-ranked player by Rivals
- No. 1-ranked offensive lineman in Northeast Ohio by Cleveland.com
- Played for legendary head coach Chuck Kyle at Saint Ignatius High School
- Enrolled in the College of Arts and Letters, majoring in american studies

PARTICIPATION

Year	2017
G-GS	5-0



18 CAMERON EKANAYAKE
RB • 6' 0", 193 lbs • Sophomore
Niles, Michigan (Edwardsburg)

FRESHMAN SEASON (2017)

- Did not see any game action during the season
- Helped the Notre Dame offensive scout team during game preparation

HIGH SCHOOL AND PERSONAL DATA

- Joined the Irish as a walk-on in 2017
- Mother, Sureeni, is a Notre Dame graduate who works in the school's investment office as an accounting manager
- Attended Edwardsburg High School in Niles, Michigan
- Led the Eddies to a 12-1-1 record as a senior in 2016
- Edwardsburg reached the semifinals of the 2016 Michigan High School Division 3 Football Playoff
- Enrolled in the Mendoza College of Business



21 JALEN ELLIOTT
S • 6' 0 1/2", 205 lbs • Junior
Richmond, Virginia (Lloyd C. Bird)

ELLIOTT'S CAREER HIGHS

- **Tackles:** 6, at Stanford, Nov. 25, 2017 (4-2)
- **PBUs:** 1, 2x, last vs. LSU, Jan. 1, 2018

SOPHOMORE SEASON (2017)

- Appeared in and started all 13 games
- Registered 43 tackles, including 24 solo stops, and two passes defended
- Helped a Notre Dame defense that improved by at least 20 spots in the FBS rankings in third down conversion percentage, interceptions, rushing defense, scoring defense, passing efficiency defense, sacks, tackles for loss and turnovers gained
- Irish were the last team in the FBS to surrender more than 20 points in a game (Irish allowed 20 points or less over each of their first eight games)
- Notre Dame allowed only four plays of 40 yards or longer in 2017—the second-fewest of any team in the FBS
- The Irish allowed only one play of 50 yards or longer in 2017—the second-fewest of any team in the FBS
- Notre Dame ranked first or second in the FBS in fewest completions allowed of at least 30 yards (second, nine), 40 yards (first, one) and 50 yards (first, zero)
- Notre Dame was the only FBS school to yield one or fewer pass plays of 40 yards or longer in 2017

FRESHMAN SEASON (2016)

- Appeared in all 12 games in 2016
- One of 10 true freshmen (Troy Pride Jr., Devin Studstill, Donte Vaughn, Julian Love, Julian Okwara, Daelin Hayes, Kevin Stepherson, Chase Claypool and Jamir Jones) who played in at least eight games
- One of eight true freshmen (Troy Pride Jr., Devin Studstill, Donte Vaughn, Julian Love, Julian Okwara, Daelin Hayes and Jamir Jones) on defense who played in at least eight games
- One of seven true freshmen (Troy Pride Jr., Devin Studstill, Donte Vaughn, Julian Love, Daelin Hayes and Chase Claypool) to register at least 11 tackles
- One of five freshmen defensive backs (Julian Love, Troy Pride Jr., Devin Studstill and Donte Vaughn) that not only played significant snaps but totaled 131 tackles -- the most in Irish single-season history by a rookie class in the secondary
- Recorded 14 tackles on the season (7-7)
- Had a career best four tackles (1-3) against Army, Nov. 12, 2016.
- Also had tackles against Texas (1-0), Syracuse (2-2), Navy (2-1), and USC (1-1)

HIGH SCHOOL AND PERSONAL DATA

- One of the most versatile athletes in the nation due to his ability to play multiple positions
- Helped Lloyd C. Bird to Virginia State Championships in 2013 and 2014
- 2015 Virginia High School Coaches Association 5A All-State First Team
- 2015 American Family Insurance ALL-USA Virginia Football Second Team
- 2015 Richmond Times-Dispatch All-Region 5A South First Team
- 2015 Richmond Times-Dispatch All-Metro First Team
- Named Most Valuable Player of the 2015 Virginia High School Coaches Association All-Star Game
- Threw for 928 yards in 12 games as a senior in 2015
- Recorded 14 touchdown passes
- Registered 14 tackles, five interceptions and seven pass breakups as a defensive back
- Threw for 1,736 yards in 16 games as a junior in 2014
- Recorded 24 TD passes (just five interceptions) while rushing for 271 yards and seven scores
- Registered 19 tackles and picked off two passes as a defensive back
- No. 93-ranked wide receiver on Scout.com 300 list
- No. 46-ranked athlete on ESPN 300 list
- No. 468-ranked player in the nation and No. 26-ranked athlete on 247Sports.com Top 247
- No. 15-ranked safety on Rivals.com 250 list
- No. 285-ranked player on the Tom Lemming Prep Football Report
- Virginia's No. 13-ranked player by 247Sports, No. 4-ranked player by Scout, No. 22-ranked player by ESPN and No. 5-ranked player by Rivals
- Played for head coach David Bedwell at Lloyd C. Bird High School
- Enrolled in the Mendoza College of Business, majoring in marketing

ELLIOTT'S CAREER STATISTICS

PARTICIPATION

Year	2017	2016	Total
G-GS	13-13	12-0	25-13

TACKLES

Year	G-GS	UA	A	Total	TFL	PD	FF	FR	BLK
2016	12-0	7	7	14	0.0-0	0	0	0	0
2017	13-13	24	19	43	0.0-0	2	0	0	0
Total	25-13	31	26	57	0.0-0	2	0	0	0


ELLIOTT'S GAME-BY-GAME STATISTICS

2017	UT-AT	TT	TFL	SCK	FF	FR	INT	PBU	BLK
*Temple	2-1	3	0.0-0	0.0-0	0	0-0	0-0	0	0
*Georgia	0-1	1	0.0-0	0.0-0	0	0-0	0-0	0	0
*at BC	2-1	3	0.0-0	0.0-0	0	0-0	0-0	0	0
*at MSU	3-1	4	0.0-0	0.0-0	0	0-0	0-0	0	0
*Miami, Ohio	3-2	5	0.0-0	0.0-0	0	0-0	0-0	0	0
*at UNC	2-2	4	0.0-0	0.0-0	0	0-0	0-0	1	0
*USC	1-0	1	0.0-0	0.0-0	0	0-0	0-0	0	0
*NC State	1-1	2	0.0-0	0.0-0	0	0-0	0-0	0	0
*Wake Forest	3-1	4	0.0-0	0.0-0	0	0-0	0-0	0	0

*at Miami, Fla.	1-2	3	0.0-0	0.0-0	0	0-0	0-0	0	0
*Navy	1-1	2	0.0-0	0.0-0	0	0-0	0-0	0	0
*at Stanford	4-2	6	0.0-0	0.0-0	0	0-0	0-0	0	0
*vs. LSU	0-0	0	0.0-0	0.0-0	0	0-0	0-0	0	0
Totals	20-12	32	0.0-0	0.0-0	0	0-0	0-0	1	0

2016	UT-AT	TT	TFL	SCK	FF	FR	INT	PBU	BLK
at Texas	1-0	1	0.0-0	0.0-0	0	0-0	0-0	0	0
Nevada	0-0	0	0.0-0	0.0-0	0	0-0	0-0	0	0
MSU	0-0	0	0.0-0	0.0-0	0	0-0	0-0	0	0
Duke	0-0	0	0.0-0	0.0-0	0	0-0	0-0	0	0
vs. Syracuse	2-2	4	0.0-0	0.0-0	0	0-0	0-0	0	0
at NC State	0-0	0	0.0-0	0.0-0	0	0-0	0-0	0	0
Stanford	0-0	0	0.0-0	0.0-0	0	0-0	0-0	0	0
Miami, Fla.	0-0	0	0.0-0	0.0-0	0	0-0	0-0	0	0
vs. Navy	2-1	3	0.0-0	0.0-0	0	0-0	0-0	0	0
vs. Army	1-3	4	0.0-0	0.0-0	0	0-0	0-0	0	0
Virginia Tech	0-0	0	0.0-0	0.0-0	0	0-0	0-0	0	0
at USC	1-1	2	0.0-0	0.0-0	0	0-0	0-0	0	0
Totals	7-7	14	0.0-0	0.0-0	0	0-0	0-0	0	0

* Games Started



94 DARNELL EWELL
DL • 6' 3", 330 lbs • Sophomore
Norfolk, Virginia (Lake Taylor)

FRESHMAN SEASON (2017)

- One of 10 scholarship freshmen who spent the season on scout team and did not see the field
- Joined David Adams, Jafar Armstrong, Aaron Banks, Avery Davis, Dillan Gibbons, Josh Lugg, Jeremiah Owusu-Koramoah, Kofi Wardlow and Drew White as rookies who helped the Irish on their scout teams

HIGH SCHOOL AND PERSONAL DATA

- Helped Lake Taylor High School to an 11-2 record as a senior in 2016
- Lake Taylor reached the quarterfinals of the 2016 Virginia High School League 4A State quarterfinals
- Named 2016 First Team Virginia High School League Group 4A All-State
- Named to the Roanoke Times Top 25 (No. 15)
- Named 2016 American Family Insurance First Team ALL-USA Virginia
- No. 146-ranked overall player and No. 7 offensive guard by Scout.com
- No. 149-ranked overall player and No. 10 defensive tackle by 247Sports.com
- No. 179-ranked overall player and No. 14 offensive guard by ESPN.com
- No. 139-ranked overall player and No. 9 defensive tackle by Rivals.com
- Virginia's No. 5-ranked player by Scout.com, No. 4-ranked player by 247Sports, No. 4-ranked player by ESPN and No. 6-ranked player by Rivals
- No. 170-ranked overall player and No. 8-ranked defensive tackle by Tom Lemming's Prep Football Report
- Four-star member of the PrepStar Top 300 Dream Team, ranked as the No. 153 player in the class of 2017 and the No. 8 offensive guard
- Played for coach Hank Sawyer at Lake Taylor High School
- Enrolled in the College of Arts and Letters, majoring in sociology



54 LINCOLN FEIST
DL • 6' 2 1/2", 330 lbs • Senior
Rapid City, South Dakota (St. Thomas More)

JUNIOR SEASON (2017)

- Made Irish debut in the victory over Miami, Ohio (Sept. 30)

SOPHOMORE SEASON (2016)

- Did not see any game action during the season
- Valuable member of the scout team

FRESHMAN SEASON (2015)

- Did not see any game action during the season
- Valuable member of the scout team

HIGH SCHOOL AND PERSONAL DATA

- Joined the Irish as a walk-on in 2015
- Five-year starter at St. Thomas More High School
- Four-time all-Black Hills Conference selection who helped More to a Class 11B runner-up finish in 2014
- Named 2015 Rapid City Sports Hall of Fame and Sports Recreation Male High School Athlete of Year
- Selected as one of the 20 finalists for the U.S. Army-Pro Football Hall of Fame Award for Excellence, which is given each year by the Pro Football Hall of Fame to someone who shows excellence and leadership on and off the field
- Received multiple scholarship offers, but Notre Dame tie was too strong to bypass
- Played football, basketball, baseball and track and field in high school
- Mother, Suzanne, was a 1992 Notre Dame Law School graduate and sister, Lauran, was a 2017 Notre Dame graduate
- Enrolled in the Mendoza College of Business, majoring in finance



28 NICCO FERTITTA
S • 5' 9", 181 lbs • Senior
Las Vegas, Nevada (Bishop Gorman)

FERTITTA'S CAREER HIGHS

- **Tackles:** 4, vs. Syracuse, Oct. 1, 2016 (1-3)
- **Tackles for loss:** 0.5, vs. Navy, Nov. 5, 2016
- **Fumbles forced:** 1, vs. UMass, Sept. 26, 2015
- **Pass breakups:** 1, 2x, last Stanford, Oct. 15, 2016

JUNIOR SEASON (2017)

- Played in 10 games, primarily on special teams
- Registered 10 tackles, including eight solo stops
- Tied for third on the team with nine special teams tackles
- Second on the squad with nine kickoff-return stops

SOPHOMORE SEASON (2016)

- Played in all 12 games
- Recorded 17 tackles, including eight unassisted stops and nine assisted tackles
- Registered a career-best four tackles in the victory vs. Syracuse (Oct. 1)
- Recorded tackles against Nevada (1-0), Michigan State (1-1), NC State (0-1), Stanford (2-1), Navy (1-1), Army (1-1), and USC (1-1)
- Collected one tackle for loss vs. Navy (Nov. 5)
- Tied for fifth on the team with four special teams tackles
- Tied for third on the squad with four kickoff-return stops

FRESHMAN SEASON (2015)

- Played in 11 games, predominantly on special teams
- Recorded his first career tackle and forced a fumble against UMass (Sept. 26)

HIGH SCHOOL AND PERSONAL DATA

- Named to USA Today American Family Insurance All-USA Nevada Football Team as defensive back
- First-team defensive back on Las Vegas Review-Journal Nevada all-state team
- Rated 295th player nationally on Tom Lemming's Top 300 list
- Named to PrepStar All-West Region squad as defensive back
- Credited with 71 tackles and four interceptions as senior in 2014 for Bishop Gorman High School in Las Vegas, Nevada
- Helped Bishop Gorman to 15-0 record, sixth straight Nevada Division 1 state title and mythical national prep title
- Starred on defense that gave up only 54 combined points against nine in-state opponents in 2014
- Helped Bishop Gorman defeat Reed 70-28 in Nevada Division 1 state title game as senior with three tackles and two passes broken up despite hand injury
- Helped team to four straight Sunset-Southwest League crowns
- Played in U.S. Army All-American Bowl in San Antonio
- Attended the same high school as former Irish offensive tackle Ronnie Stanley and fellow senior Alizé Mack
- Enrolled in the College of Arts and Letters, majoring in art history

FERTITTA'S CAREER STATISTICS

PARTICIPATION

Year	2017	2016	2015	Career
G-GS	10-0	12-0	11-0	33-0

TACKLES

Year	UA	A	Total	TFL	PD	FF	FR	BLK
2015	1	0	1	0.0-0	0	1	0-0	0
2016	8	9	17	0.5-2	2	0	0-0	0
2017	8	2	10	0.0-0	0	0	0-0	0
Totals	17	11	28	0.5-2	2	1	0-0	0

FERTITTA'S GAME-BY-GAME STATISTICS

2017	UT-AT	TT	TFL	SCK	FF	FR	INT	PBU	BLK
Temple							Did Not Play		
Georgia							Did Not Play		
at BC	1-0	1	0.0-0	0.0-0	0	0-0	0-0	0	0
at MSU	0-0	0	0.0-0	0.0-0	0	0-0	0-0	0	0
Miami, Ohio	2-0	2	0.0-0	0.0-0	0	0-0	0-0	0	0
at UNC	0-0	0	0.0-0	0.0-0	0	0-0	0-0	1	0
USC	0-0	0	0.0-0	0.0-0	0	0-0	0-0	0	0
NC State	2-0	2	0.0-0	0.0-0	0	0-0	0-0	0	0
Wake Forest	1-2	3	0.0-0	0.0-0	0	0-0	0-0	0	0
at Miami, Fla.	0-0	0	0.0-0	0.0-0	0	0-0	0-0	0	0
Navy	0-0	0	0.0-0	0.0-0	0	0-0	0-0	0	0
at Stanford	2-0	2	0.0-0	0.0-0	0	0-0	0-0	0	0
vs. LSU							Did Not Play		
Totals	20-12	32	0.0-0	0.0-0	0	0-0	0-0	1	0

2016	UT-AT	TT	TFL	SCK	FF	FR	INT	PBU	BLK
at Texas	0-0	0	0.0-0	0.0-0	0	0-0	0-0	0	0
Nevada	1-0	1	0.0-0	0.0-0	0	0-0	0-0	0	0
MSU	1-1	2	0.0-0	0.0-0	0	0-0	0-0	0	0
Duke	0-0	0	0.0-0	0.0-0	0	0-0	0-0	0	0
vs. Syracuse	1-3	4	0.0-0	0.0-0	0	0-0	0-0	0	0
at NC State	0-1	1	0.0-0	0.0-0	0	0-0	0-0	1	0
Stanford	2-1	3	0.0-0	0.0-0	0	0-0	0-0	1	0
Miami, Fla.	0-0	0	0.0-0	0.0-0	0	0-0	0-0	0	0
vs. Navy	1-1	2	0.5-2	0.0-0	0	0-0	0-0	0	0
vs. Army	1-1	2	0.0-0	0.0-0	0	0-0	0-0	0	0
Virginia Tech	0-0	0	0.0-0	0.0-0	0	0-0	0-0	0	0
at USC	1-1	2	0.0-0	0.0-0	0	0-0	0-0	0	0
Totals	8-9	17	0.5-2	0.0-0	0	0-0	0-0	2	0

* Games Started



10 CHRIS FINKE

WR - 5' 9 1/2", 180 lbs - Senior
Dayton, Ohio (Archbishop Alter)

FINKE'S CAREER HIGHS

- Points scored:** 6, 2x, last at USC, Nov. 26, 2016
- Touchdowns:** 1, 2x, last at USC, Nov. 26, 2016
- Pass attempts:** 2, at USC, Nov. 26, 2016
- Pass completions:** 1, at USC, Nov. 26, 2016
- Pass yards:** 4, at USC, Nov. 26, 2016
- Long pass:** 4, at USC, Nov. 26, 2016
- Receptions:** 4, at USC, Nov. 26, 2016
- Receiving yards:** 53, at USC, Nov. 26, 2016 (4 receptions)
- Receiving TDs:** 1, 2x, last at USC, Nov. 26, 2016
- Long reception:** 48, Miami, Ohio, Sept. 30, 2017
- Total offense attempts:** 2, at USC, Nov. 26, 2016 (0 rush, 2 pass)
- Total offense yards:** 4, at USC, Nov. 26, 2016 (0 rush, 4 pass)
- All-purpose yards:** 73, at USC, Nov. 26, 2016
- Punt returns:** 4, 2x, last at North Carolina, Oct. 7, 2017
- Punt return yards:** 61, at Stanford, Nov. 25, 2017 (2 returns)
- Long punt return:** 41, at Stanford, Nov. 25, 2017
- Kick returns:** 3, Duke, Sept. 24, 2016
- Kick return yards:** 53, Duke, Sept. 24, 2016 (3 returns)
- Long kick return:** 26, at NC State, Oct. 8, 2016
- Tackles:** 1, 2x, last vs. Navy, Nov 05, 2016 (0-1)

JUNIOR SEASON (2017)

- Played in all 13 games and started one contest (vs. LSU)
- Caught six passes for 102 yards, including a 48-yard grab against Miami, Ohio (Sept. 30)
- Averaged 6.5 yards per punt return (156 yards on 24 returns)
- Registered a career-long 41-yard punt return at Stanford (Nov. 25)

SOPHOMORE SEASON (2016)

- Soph in 10 games for the Irish (did not see the field against Texas and Michigan State)
- Caught 10 passes for 122 yards and two TDs
- Recorded four receptions for a career-best 53 yards and one TD at Syracuse (Nov. 26)
- Hauled in a 31-yard TD grab against Virginia Tech (Nov. 19)
- Earned a scholarship during fall camp

FRESHMAN SEASON (2015)

- Did not see any game action during the season
- Valuable member of the scout team

HIGH SCHOOL AND PERSONAL DATA

- Joined the Irish as a walk-on prior to the 2015 season
- Scored 10 touchdowns as a senior in 2014 at Archbishop Alter High School
- Registered six TDs on punt returns, three as a wide receiver and one on a jet-sweep
- Played wide receiver and defensive back, returned punts and kickoffs, and even logged a few snaps at quarterback where he ran Archbishop Alter's version of the read-option
- Totaled 1,516 all-purpose yards in 2014
- Helped Archbishop Alter to Ohio Division IV state runner-up slot and 14-1 record in 2014
- Recorded a pair of interceptions and 11 tackles as top-ranked Alter fell 21-14 to fourth-rated Cleveland Benedictine in Ohio Division IV championship game
- High school teammate of Irish safety Nick Coleman
- Enrolled in the Mendoza College of Business, majoring in finance with a minor in innovation and entrepreneurship

FINKE'S CAREER STATISTICS

PARTICIPATION

Year	2017	2016	Career
G-GS	13-1	10-0	23-1

TOTAL OFFENSE

Year	Rush	Pass	Total	Avg/G
2016	0	4	4	0.4
2017	0	0	0	0.0
Total	0	4	4	0.2

PASSING

Year	Cmp-Att-Int	Yards	TD	Long	PCT	Avg/P	Avg/G	Effic
2016	1-2-0	4	0	4	50.0	2.0	0.4	66.8
2017	0-0-0	0	0	0	0.0	0.0	0.0	0.0
Total	1-2-0	4	0	4	50.0	2.0	0.2	66.8

RECEIVING

Year	Rec.	YDS	TD	Long	Rec/G	Avg/C	Avg/G
2016	10	122	2	31	1.0	12.2	12.2
2017	6	102	0	48	0.5	17.0	7.8
Total	16	224	2	48	0.7	14.0	9.7

SCORING

Year	TD	Rush	RCV	RET	2PAT	Total	Avg/G
2016	2	0	2	0	0	12	1.2
2017	0	0	0	0	0	0	0.0
Total	2	0	0	0	0	12	0.5

PUNT RETURNS

Year	NO.	YARDS	TD	LONG	Avg/R	Avg/g
2016	9	70	0	23	7.8	7.0
2017	24	156	0	41	6.5	12.0
Total	33	226	0	41	6.8	9.8

KICK RETURNS

Year	NO.	YARDS	TD	LONG	Avg/R	Avg/g
2016	5	85	0	26	17.0	8.5
2017	0	0	0	0	0.0	0.0
Total	5	85	0	26	17.0	3.7

ALL-PURPOSE

Year	Rush	Rcv.	PR	KR	IR	Total	Avg/G
2016	0	122	70	85	0	277	27.7
2017	0	102	156	0	0	258	19.8
Total	0	224	226	85	0	535	23.3

TACKLES

Year	UA	A	Total	TFL	PD	FF	FR	BLK
2016	0	2	2	0.0-0	0	0	0	0
2017	0	0	0	0.0-0	0	0	0	0
Total	0	2	2	0.0-0	0	0	0	0

FINKE'S GAME-BY-GAME STATISTICS

2017	Punt Returns				Receiving						
	NO.	YDS	TD	LG	NO.	YDS	TD	LG	AP		
Temple	1	0	0	0	0	0	0	0	0	0	
Georgia	3	-3	0	1	3	36	0	17	33		
at BC	4	5	0	4	0	0	0	0	5		
at MSU	1	0	0	0	1	0	0	0	0		
Miami, Ohio	0	0	0	0	1	48	0	48	48		
at UNC	4	44	0	23	0	0	0	0	44		
USC	3	34	0	18	1	0	0	0	34		
NC State	3	11	0	15	0	0	0	0	11		
Wake Forest	1	12	0	12	0	0	0	0	12		
at Miami, Fla.	1	-3	0	0	0	0	0	0	-3		
Navy	1	-5	0	0	0	0	0	0	-5		
at Stanford	2	61	0	41	0	0	0	0	61		
*vs. LSU	0	0	0	0	1	18	0	18	18		
Totals	24	156	0	41	6	102	0	48	258		

2016	Receiving				
	No.	YDS	Avg.	TD	LG
at Texas			Did Not Play		
Nevada	2	19	9.5	0	12
MSU			Did Not Play		
Duke	0	0	0.0	0	0
vs. Syracuse	0	0	0.0	0	0
at NC State	0	0	0.0	0	0
Stanford	1	-1	-1.0	0	0
Miami, Fla.	1	15	15.0	0	15
vs. Navy	0	0	0.0	0	0
vs. Army	1	5	5.0	0	5
Virginia Tech	1	31	31.0	1	31
at USC	4	53	13.3	1	26
TOTALS	10	122	12.2	2	31

* Games started



20 C'BO FLEMISTER
 RB • 5'11 1/4", 196 lbs • Freshman
 Williamson, Georgia (Pike County)

HIGH SCHOOL AND PERSONAL DATA

- Rushed for 2,348 yards and 35 TDs as a senior at Pike County High School in 2017
- Pike County career stats: 3,321 rushing yards, 43 TDs and 16 games of at least 100 yards
- Helped Pike County reach the Class AAA state quarterfinals and 9-4 record in 2017
- No. 83 running back nationally and No. 135 player from Georgia by 247Sports.com
- No. 88 running back nationally and No. 130 player from Georgia by ESPN.com
- 2017 Georgia Sports Writers Association Football Class AAA Offensive Player of the Year
- 2017 Georgia Sports Writers Association Football Class AAA First Team All-State
- Named to 2017 USA Today American Family Insurance All-USA Georgia Football Second Team
- Played for coach Brad Webber at Pike County
- Enrolled in First Year of Studies



98 JA'MION FRANKLIN

DL • 6'1 3/8", 306 lbs • Freshman
Ridgely, Maryland (North Caroline)

HIGH SCHOOL AND PERSONAL DATA

- Selected to participate in Nike's 2017 "The Opening" in Beaverton, Oregon
- Recorded 45 tackles, 12.0 TFLs, 4.0 sacks, four forced fumbles, three pass breakups and one blocked punt as a senior at North Caroline
- 2017 Bayside Conference Defensive Player of the Year
- 2017 First Team All-Bayside Conference
- No. 549-ranked overall player nationally, No. 42 defensive tackle nationally and No. 12 player from Maryland by 247Sports.com
- No. 57 defensive tackle nationally and No. 14 player from Maryland by ESPN.com
- No. 34 defensive tackle nationally and No. 11 player from Maryland by Rivals.com
- Played for coach James McCormick at North Caroline
- Enrolled in First Year of Studies



39 BRANDON GARCIA

CB/WR • 5'8 1/4", 195 lbs • Junior
Casa Grande, Arizona (Seton Catholic Prep)

SOPHOMORE SEASON (2017)

- Did not see any game action during the season
- Helped the Notre Dame offensive and defensive scout teams during game preparation

HIGH SCHOOL AND PERSONAL DATA

- Running back for Stanford's 2016 men's interhall football championship squad
- Three-year letterwinner at Seton Catholic Prep
- Registered 179 career tackles and seven for loss
- Recorded 1,591 yards receiving and 25 TDs on 104 career receptions
- Ran for 576 yards and seven touchdowns on 118 career carries
- Student Government President, National Honor Society President and Ambassador Program Chair at Seton Catholic Prep
- Enrolled in the College of Science, majoring in neuroscience and behavior



2 JORDAN GENMARK HEATH

LB • 6'0 3/4", 225 lbs • Sophomore
San Diego, California (Cathedral Catholic)

GENMARK HEATH'S CAREER HIGHS

- Tackles:** 5, vs. LSU, Jan. 1, 2018

FRESHMAN SEASON (2017)

- Saw action in all 13 games with the majority of his playing time on multiple special teams units
- Led the squad with 11 kickoff-return tackles
- The 11 kickoff-return tackles are the most by an Irish player since Austin Collinsworth had 13 in 2011
- Second on the team with 11 special-teams tackles
- Registered a career-high five tackles, including four defensive stops
- Moved to linebacker during 2018 spring practices

HIGH SCHOOL AND PERSONAL DATA

- Led Cathedral Catholic to a 15-0 record and 2016 CIF Division IAA State Championship as a senior
- Helped Cathedral Catholic to a No. 22 final national ranking by MaxPreps Xcellent 25
- Cathedral Catholic outscored its opponents, 595-226
- Recorded 59 tackles, five PBUs, four interceptions and one forced fumble
- Ran for 197 yards and nine TDs ... caught 16 passes for 291 yards and two TDs
- Born and raised in Sweden
- Moved to San Diego with his mother and stepfather when he was 15
- 2016 First Team All-San Diego California Interscholastic Federation
- San Diego Union-Tribune 2015 All-Academic Team
- No. 41 athlete by Scout.com
- No. 39 safety by 247Sports.com
- No. 73 athlete by ESPN.com
- No. 67 safety by Rivals.com
- California's No. 68-ranked player by Scout.com, No. 54-ranked player by 247Sports, No. 79-ranked player by ESPN and No. 73-ranked player by Rivals
- Played for coach Sean Doyle at Cathedral Catholic
- Enrolled in the Mendoza College of Business

GENMARK HEATH'S CAREER STATISTICS

PARTICIPATION

Year	2017
G-GS	13-0

TACKLES

Year	UA	A	Total	TFL	PD	FF	FR	BLK
2017	9	7	16	0.0-0	0	0	0-0	0

GENMARK HEATH'S GAME-BY-GAME STATISTICS

2017	UT-AT	TT	TFL	SCK	FF	FR	INT	PBU	BLK
*Temple	1-0	2	0.0-0	0.0-0	0	0	0-0	0-0	0
*Georgia	1-1	2	0.0-0	0.0-0	0	0	0-0	0-0	0
*at BC	1-1	2	0.0-0	0.0-0	0	0	0-0	0-0	0
*at MSU	1-2	3	0.0-0	0.0-0	0	0	0-0	0-0	0
*Miami, Ohio	0-1	1	0.0-0	0.0-0	0	0	0-0	0-0	0
*at UNC	0-0	0	0.0-0	0.0-0	0	0	0-0	0-0	0
*USC	0-0	0	0.0-0	0.0-0	0	0	0-0	0-0	0
*NC State	0-0	0	0.0-0	0.0-0	0	0	0-0	0-0	0
*Wake Forest	1-0	1	0.0-0	0.0-0	0	0	0-0	0-0	0
*at Miami, Fla.	0-0	0	0.0-0	0.0-0	0	0	0-0	0-0	0
*Navy	1-0	0	0.0-0	0.0-0	0	0	0-0	0-0	0
*at Stanford	0-0	0	0.0-0	0.0-0	0	0	0-0	0-0	0
*vs. LSU	3-2	5	0.0-0	0.0-0	0	0	0-0	0-0	0
Totals	9-7	16	0.0-0	0.0-0	0	0	0-0	0-0	0

* Games Started



76 DILLAN GIBBONS

OL • 6' 4", 313 lbs • Sophomore
Clearwater, Florida (Clearwater Central Catholic)

GIBBONS' HONORS & AWARDS

- Scout Team Player of the Year: Offense (2017)

FRESHMAN SEASON (2017)

- One of 10 scholarship freshmen who spent the season on scout team and did not see the field
- Joined David Adams, Jafar Armstrong, Aaron Banks, Avery Davis, Darnell Ewell, Josh Lugg, Jeremiah Owusu-Koramoah, Kofi Wardlow and Drew White as rookies who helped the Irish on their scout teams

HIGH SCHOOL AND PERSONAL DATA

- Notre Dame's first commitment of the 2017 class
- Helped Clearwater Central Catholic High School to a 9-2 record as a senior in 2016
- Clearwater Central Catholic reached the regional finals of the 2016 Florida High School Athletic Association Class 3A playoffs
- Lost regional final to Melbourne Central Catholic, 69-62, in nine overtimes (game was tied, 21-21, at the end of regulation)
- Named 2016 First Team Florida All-State Class 3A
- Selected to the 2016 MaxPreps First Team Small Schools All-American Team
- One of six offensive tackles named to the Florida Times-Union Super 75
- One of three offensive linemen selected to the Tampa Bay Times HomeTeam 30 (ranked No. 4 overall)
- No. 26 offensive guard by Scout.com
- No. 377-ranked overall player and No. 38 offensive tackle by 247Sports.com
- No. 31 offensive guard by ESPN.com
- No. 56 offensive guard by Rivals.com
- Florida's No. 40-ranked player by Scout.com, No. 49-ranked player by 247Sports, No. 73-ranked player by ESPN and No. 74-ranked player by Rivals
- No. 215-ranked overall player and No. 37-ranked offensive lineman by Tom Lemming's Prep Football Report
- Played for coach Chris Harvey at Clearwater Central Catholic High School
- Chosen to represent the U.S. National Team against Team Canada at ESPN's Wide World of Sports Complex in Orlando, Florida
- Enrolled in the Mendoza College of Business



12 ALOHI GILMAN

S • 5' 10 1/2", 202 lbs • Junior
Laie, Hawai'i (Kahuku)

GILMAN'S HONORS & AWARDS

- Scout Team Player of the Year: Defense (2017)
- Eastern College Athletic Conference (ECAC) Rookie of the Year (2016)
- Honorable Mention All-AAC (2016)
- AAC Defensive Player of the Week (Sept. 11, 2016)
- Honorable Mention Jim Thorpe Defensive Back of the Week (Sept. 11, 2016)

GILMAN'S CAREER HIGHS (NAVY)

- Tackles:** 12, vs. Notre Dame, Nov. 5, 2016 (5-7)
- Tackles for loss:** 2.0, at USF, Oct. 28, 2016 (2-0)
- Fumbles forced:** 1, UConn, Sept. 10, 2016
- Fumbles recovered:** 2, UConn, Sept. 10, 2016
- Longest fumble return:** 2, UConn, Sept. 10, 2016
- Longest TD fumble return:** 2, UConn, Sept. 10, 2016
- Pass breakups:** 2, Houston, Oct. 8, 2016

SOPHOMORE SEASON (2017)

- Did not see game action following transfer from Navy
- Helped the Notre Dame defensive scout teams during game preparation

FRESHMAN SEASON (2016 NAVY)

- Played in all 14 games and started 12
- Finished second on the team in tackles with 76 (50-26), second in pass breakups (five) and second with two fumble recoveries
- Forced a fumble
- Recorded six tackles against LA Tech in the Armed Forces Bowl
- Produced eight tackles against Army
- Recorded six tackles, including a tackle for loss against Temple in the AAC Championship Game
- Posted four tackles at SMU, including a tackle for a loss of four yards
- Chipped in a pair of tackles at East Carolina
- Registered three solo stops and a pass breakup against Tulsa
- Paced the Mids with 12 tackles against Notre Dame
- Produced five tackles, including two tackles for a loss at USF
- Turned in three solo tackles and broke up two passes in the win over Memphis
- Part of a defensive unit that caused three Houston turnovers (2 INT, 1 Fumble) that in turn led to 17 points for the Mids
- Posted four stops against the Cougars and broke up a pair of passes, the first two of his career
- Produced five tackles, including his first collegiate tackle for loss in the Mids' win at Tulane
- Earned his first career start and played a spectacular game against UConn in the conference opener
- Earned AAC Defensive Player of the Week and Honorable Mention Jim Thorpe Defensive Back of the Week honors after he recorded a career-high 10 tackles, including nine solo stops, forced a fumble and recovered two fumbles
- Returned the first of the two fumbles for two yards and his first career touchdown
- Made his collegiate debut in the Mids' opener against Fordham where he contributed a pair of solo tackles

HIGH SCHOOL AND PERSONAL DATA

- Graduated from Kahuku High School in 2015
- Attended the Naval Academy Prep School during the 2015-16 academic year
- Three-sport athlete (basketball, football and track & field), who lettered three times in football (at three different schools)
- Earned All-State (Hawai'i) football honors as a senior and all-region recognition as a junior
- Father played football at Southern Utah
- Sister, Kawelina, played rugby at Utah Valley
- Son of Asai and Keawe Gilman
- Enrolled in the College of Arts and Letters, majoring in economics

GILMAN'S CAREER STATISTICS (NAVY)

PARTICIPATION

Year	2016
G-GS	14-12


TACKLES

Year	UA	A	Total	TFL	PD	FF	FR	BLK
2016	50	26	76	5.0-10	5	1	2-2	0

GILLMAN'S GAME-BY-GAME STATISTICS (NAVY)

2016	UT-AT	TT	TFL	SCK	FF	FR	INT	PBU	BLK
Fordham	2-0	2	0.0-0	0.0-0	0	0-0	0-0	0	0
*UConn	9-1	10	0.0-0	0.0-0	1	2-2	0-0	0	0
at Tulane	4-1	5	1.0-2	0.0-0	0	0-0	0-0	0	0
*at Air Force	3-3	6	0.0-0	0.0-0	0	0-0	0-0	0	0
*Houston	3-1	4	0.0-0	0.0-0	0	0-0	0-0	2	0
*Memphis	3-0	3	0.0-0	0.0-0	0	0-0	0-0	2	0
*at USF	2-3	5	2.0-3	0.0-0	0	0-0	0-0	0	0
*vs. Notre Dame	5-7	12	0.0-0	0.0-0	0	0-0	0-0	0	0
*Tulsa	3-0	3	0.0-0	0.0-0	0	0-0	0-0	1	0
*at ECU	0-2	2	0.0-0	0.0-0	0	0-0	0-0	0	0
*at SMU	3-1	4	0.0-0	0.0-0	0	0-0	0-0	0	0
*Temple	4-2	6	1.0-4	0.0-0	0	0-0	0-0	0	0
*vs. Army	4-4	8	1.0-1	0.0-0	0	0-0	0-0	0	0
*vs. La. Tech	5-1	6	0.0-0	0.0-0	0	0-0	0-0	0	0
Totals	50-26	76	5.0-10	0.0-0	1	2-2	0-0	5	0

* Games Started




3 HOUSTON GRIFFITH

DB • 5'11 3/4", 205 lbs • Freshman
Chicago, Illinois (IMG Academy)

HIGH SCHOOL AND PERSONAL DATA

- Enrolled at Notre Dame and began taking classes in January 2018
- Participated in 2017 spring drills with the Fighting Irish
- Led IMG Academy to a 9-0 record and No. 2 ranking in the final 2017 MaxPreps Xcellent 25
- Selected to participate in the 2018 Under Armour All-America Game in Orlando, Florida
- Selected to participate in Nike's 2017 "The Opening" in Beaverton, Oregon
- Recorded 28 tackles, 2.0 TFLs, 1.0 sack and two passes defended as a senior in 2017 at IMG Academy
- No. 63-ranked overall player nationally, No. 11 cornerback nationally and No. 14 player from Florida by 247Sports.com
- No. 84-ranked overall player nationally, No. 10 cornerback nationally and No. 20 player from Florida by ESPN.com
- No. 35-ranked overall player nationally, No. 3 cornerback nationally and No. 9 player from Florida by Rivals.com
- Five-star member of the PrepStar Top 300 Dream Team, ranked as the No. 48 player in the class of 2018 and the No. 12 cornerback
- Played for coach Kevin Wright at IMG Academy
- Enrolled in First Year of Studies



61 COLIN GRUNHARD

OL • 6' 0 1/2", 280 lbs • Sophomore
Mission, Kansas (Bishop Miege)

FRESHMAN SEASON (2017)

- Did not see any game action during the season
- Helped the Notre Dame offensive scout team during game preparation

HIGH SCHOOL AND PERSONAL DATA

- Four-year starter made 50 consecutive starts at Bishop Miege High School
- Two-time First Team All-Eastern Kansas League
- Named an all-state selection last year
- Finalist for the 2016 Frank Fontana Award, which was given to the most outstanding small class (MO 1-4, KS 1A-4A) football player in the Kansas City metropolitan area
- Finalist for the 2016 Bobby Bell Award, which goes to the top lineman or linebacker from a smaller school in the greater Kansas City metropolitan area
- Named to the 2016 All-Simone Team, which recognizes the best players in the Kansas City metropolitan area at every position
- Father, Tim, played for the Irish from 1986-89, starting for the 1988 national champions at guard while posting a school record 23-game winning streak
- Father started throughout the 1990s at center for the Kansas City Chiefs
- Twin sister, Cailey, is a member of the Irish swimming team
- Enrolled in the Mendoza College of Business



72 ROBERT HAINSEY

OL • 6' 4 5/8", 295 lbs • Sophomore
Pittsburgh, Pennsylvania (IMG Academy-FL)

FRESHMAN SEASON (2017)

- Saw action in all 13 games and started one contest (vs. LSU) at right tackle
- Part of the offensive line that paved the way for the seventh-ranked rushing offense in the FBS (269.3 rush yards/game)—Notre Dame has not ranked higher in the FBS since 1995
- Helped Notre Dame set the modern single-game record for rush yards per carry vs. Boston College on Sept. 16, 2017 as the Irish averaged 10.1 yards per rush and totaled 515 yards against the Eagles (previous record of 10.0 yards per rush had stood for 75 years)
- Helped Notre Dame rush for a single-season school record 3,503 yards in 2017 (previous school record of 3,502 yards was set in 1973)
- Helped the Irish set the single-season record for rush yards per carry in 2017 as Notre Dame averaged 6.3 yards per rush, which not only bested the previous modern-day mark of 5.63—set just two years ago in 2015—but also topped the previous school record of 6.2, which was set in 1921 (96 years ago)
- Helped Notre Dame rush for 35 touchdowns in 2017, which was the most by the Irish since 1993
- Helped Notre Dame rank 27th in the FBS in total offense in 2017—the Irish have not ranked higher in the FBS since 2009
- Helped Notre Dame rank 24th in the FBS in scoring offense (34.2 points per game)—the Irish have not ranked higher in the FBS since 2006
- Blocked for an offensive line that helped Notre Dame lead the FBS with nine runs of at least 60 yards in 2017
- Part of Notre Dame's offensive line that won the Joe Moore Award—presented by the Foundation for Teamwork, the award is given annually the "toughest, most physical offensive line in the country"
- Helped Notre Dame run for over 300 yards seven times in 2017 (the Irish eclipsed 300 yards rushing seven times over the previous 17 years combined)
- Helped Notre Dame rank among the top three nationally in runs of at least 20 yards (third, 42), 30 yards (first 28), 40 yards (third, 15), 50 yards (third, 11), 60 yards (first, nine) and 70 yards (second, four)

- Helped Notre Dame rank third in the FBS in yards per carry (6.3) and second in the FBS in yards per carry vs. FBS teams with a winning record (6.1)
- Helped Notre Dame rank 15th in the FBS in rushing TDs (35), and tops in the FBS in both rushing TDs vs. ranked opponents (11) and rushing TDs vs. FBS teams with a winning record (28)
- Helped Notre Dame record seven different players register a rush of at least 30 yards
- Helped Notre Dame have four different players rush for at least 100 yards
- Helped Notre Dame record 13 separate 100-yard rushing games
- Helped Notre Dame register 22 carries that netted at least 35 yards

HIGH SCHOOL AND PERSONAL DATA

- Enrolled at Notre Dame in January 2017
- Powerful offensive line prospect from Florida powerhouse IMG Academy in Bradenton, Florida
- Helped IMG Academy to a No. 3 final national ranking by MaxPreps Excellent 25
- IMG Academy finished the season 11-0 and outscored its opponents, 401-104
- Named 2016 American Family Insurance First Team ALL-USA Virginia
- One of two offensive guards named to the Florida Times-Union Super 75
- No. 129-ranked overall player and No. 14 offensive tackle by Scout.com
- No. 81-ranked overall player and No. 5 offensive guard by 247Sports.com
- No. 31-ranked overall player and No. 1 offensive guard by ESPN.com
- No. 108-ranked overall player and No. 11 offensive tackle by Rivals.com
- Florida's No. 17-ranked player by Scout.com, No. 15-ranked player by 247Sports, No. 7-ranked player by ESPN and No. 21-ranked player by Rivals
- No. 96-ranked overall player and No. 18-ranked offensive lineman by Tom Lemming's Prep Football Report
- Four-star member of the PrepStar Top 300 Dream Team, ranked as the No. 68 player in the class of 2017 and the No. 4 offensive guard
- Played for coach Kevin Wright at IMG Academy
- Selected to participate in the 2016 Under Armour All-American Game in St. Petersburg, Florida
- Chosen to participate in the 2016 Nike "The Opening" in Beaverton, Oregon
- Enrolled in the Mendoza College of Business, majoring in finance

HAINSEY'S CAREER STATISTICS

PARTICIPATION

Year	2017
G-GS	13-1



9 DAELIN HAYES

DL • 6' 3 3/4", 265 lbs • Junior
Belleville, Michigan (Skyline)

HAYES' CAREER HIGHS

- **Tackles:** 5, 3x, last NC State, Oct. 28, 2017 (2-3)
- **Sacks:** 1.0, 3x, last USC, Oct. 21, 2017 (1-0)
- **TFLs:** 1.0, 6x, last Wake Forest, Nov. 4, 2017
- **Fumbles forced:** 1, at NC State, Oct. 8, 2016
- **Fumbles recovered:** 1, at Michigan State, Sept. 23, 2017
- **Pass breakups:** 1, at Michigan State, Sept. 23, 2017

SOPHOMORE SEASON (2017)

- Played in all 13 games and started 12
- Helped a Notre Dame defense that improved by at least 20 spots in the FBS rankings in third down conversion percentage, interceptions, rushing defense, scoring defense, passing efficiency defense, sacks, tackles for loss and turnovers gained
- Irish were the last team in the FBS to surrender more than 20 points in a game (Irish allowed 20 points or less over each of their first eight games)
- Notre Dame allowed only four plays of 40 yards or longer in 2017—the second-fewest of any team in the FBS
- The Irish allowed only one play of 50 yards or longer in 2017—the second-fewest of any team in the FBS
- Registered 30 tackles, including 17 solo stops
- Fifth on the team, and second among defensive lineman, with 6.5 TFLs
- Tied for second on the team, and second among defensive lineman, with 3.0 sacks
- Collected a TFL in five consecutive games (Miami, Ohio, North Carolina, USC, NC State and Wake Forest)
- Recorded sacks in back-to-back games (North Carolina and USC)
- Recovered fumbles against both Georgia and Michigan State

FRESHMAN SEASON (2016)

- Played in all 12 games
- Recorded 11 tackles, including five unassisted stops and six assisted tackles
- Registered a career-best three tackles (1-2) at NC State (Oct. 8)
- Forced a fumble against the Wolfpack
- Recorded tackles against Nevada (0-1), Michigan State (0-1), Duke (1-0), Syracuse (0-1), Stanford (1-1), Miami (1-0), and Army (1-0)

HIGH SCHOOL AND PERSONAL DATA

- Arrived at Notre Dame as one of the top athletes in the 2016 recruiting class
- Enrolled at Notre Dame and began taking classes in January 2016
- Participated in 2016 spring drills with the Fighting Irish
- Suffered a separated shoulder and missed the majority of his senior season at Skyline High School
- Selected to participate in the 2015 U.S. Army All-American Bowl in San Antonio, Texas (did not play due to injury) and Nike's 2015 "The Opening" in Beaverton, Oregon
- No. 2-ranked player in Michigan in the preseason by The Detroit News
- No. 223-ranked player nationally and No. 14-ranked outside linebacker on Scout.com 300 list
- No. 230-ranked player in the nation and No. 12-ranked athlete on ESPN 300 list
- No. 107-ranked player in the nation and No. 10-ranked outside linebacker on 247Sports.com Top 247
- No. 21-ranked player in the nation and No. 7-ranked linebacker on Rivals.com 250 list
- No. 31-ranked player on the PrepStar Top 350 Dream Team
- No. 80-ranked player on the Tom Lemming Prep Football Report
- Michigan's No. 4-ranked player by 247Sports, No. 8-ranked player by Scout, No. 5-ranked player by ESPN and No. 1-ranked player by Rivals
- Played for coach Chanterius Brock at Skyline High School
- Enrolled in College of Arts and Letters, majoring in film, television and theatre

HAYES' CAREER STATISTICS

PARTICIPATION

Year	2017	2016	Career
G-GS	13-12	12-0	25-12

TACKLES

Year	UA	A	Total	TFL	PD	FF	FR	PBU	BLK
2016	5	6	11	0.0-0	1	1	0-0	0	0
2017	17	13	30	6.5-27	1	0	2-0	0	0
Total	22	19	41	6.5-27	2	1	2-0	0	0

HAYES' GAME-BY-GAME STATISTICS

2017	UT-AT	TT	TFL	SCK	FF	FR	INT	PBU	BLK
*Temple	3-1	4	1.0-6	0.0-0	0	0-0	0-0	1	0
*Georgia	1-0	1	0.0-0	0.0-0	0	1-0	0-0	0	0
*at BC	1-4	5	0.5-1	0.0-0	0	0-0	0-0	0	0
*at MSU	0-1	1	0.0-0	0.0-0	0	1-0	0-0	0	0
*Miami, Ohio	1-0	1	1.0-2	0.0-0	0	0-0	0-0	0	0
*at UNC	1-1	2	1.0-11	1.0-11	0	0-0	0-0	0	0
*USC	5-0	5	1.0-1	1.0-1	0	0-0	0-0	0	0
*NC State	2-3	5	1.0-3	0.0-0	0	0-0	0-0	0	0
*Wake Forest	1-0	1	1.0-3	0.0-0	0	0-0	0-0	0	0
*at Miami, Fla.	1-0	1	0.0-0	0.0-0	0	0-0	0-0	0	0
Navy	1-1	2	0.0-0	0.0-0	0	0-0	0-0	0	0
*at Stanford	0-0	0	0.0-0	0.0-0	0	0-0	0-0	0	0
*vs. LSU	0-2	2	0.0-0	0.0-0	0	0-0	0-0	0	0
Totals	17-13	30	6.5-27	3.0-18	0	2-0	0-0	1	0

* Games Started

2016	UT-AT	TT	TFL	SCK	FF	FR	INT	PBU	BLK
at Texas	0-0	0	0.0-0	0.0-0	0	0-0	0-0	0	0
Nevada	0-1	1	0.0-0	0.0-0	0	0-0	0-0	0	0
MSU	0-1	1	0.0-0	0.0-0	0	0-0	0-0	1	0
Duke	1-0	1	0.0-0	0.0-0	0	0-0	0-0	0	0
vs. Syracuse	0-1	1	0.0-0	0.0-0	0	0-0	0-0	0	0
at NC State	1-2	3	0.0-0	0.0-0	1	0-0	0-0	0	0
Stanford	1-1	2	0.0-0	0.0-0	0	0-0	0-0	0	0
Miami, Fla.	1-0	1	0.0-0	0.0-0	0	0-0	0-0	0	0
vs. Navy	0-0	0	0.0-0	0.0-0	0	0-0	0-0	0	0
vs. Army	1-0	1	0.0-0	0.0-0	0	0-0	0-0	0	0
Virginia Tech	0-0	0	0.0-0	0.0-0	0	0-0	0-0	0	0
at USC	0-0	0	0.0-0	0.0-0	0	0-0	0-0	0	0
Totals	5-6	11	0.0-0	0.0-0	1	0-0	0-0	1	0

* Games Started



49 JACK HENIGE

TE • 6' 5", 240 lbs • Sophomore
Hinsdale, Illinois (Fenwick)

FRESHMAN SEASON (2017)

- Did not see any game action during the season
- Helped the Notre Dame offensive scout team during game preparation

HIGH SCHOOL AND PERSONAL DATA

- Named IHSFCA Academic All-State on an 11-2 Fenwick High School team that lost a controversial playoff overtime contest to Plainfield North in the Class 7A semifinals
- Named to the All-Chicago Catholic League in 2016
- Reserve forward on Fenwick High School basketball team that finished second in Class 3A in 2017
- Academic honors including Illinois State Scholar, National Honor Society, Youth Leadership Representative, National Merit Scholar Commended, National Latin Vocabulary Exam Silver Medal and Write Place tutor
- Attended the same high school of 1953 Notre Dame Heisman Trophy winner John Lattner
- Enrolled in the Mendoza College of Business with a minor in history



17 NOLAN HENRY

QB • 6' 0", 202 lbs • Senior
Vancouver, Washington (Union)

JUNIOR SEASON (2017)

- Did not see any game action during the season
- Aided the Notre Dame offensive scout team as a quarterback

SOPHOMORE SEASON (2016)

- Did not see any game action during the season
- Aided the Notre Dame offensive scout team as a quarterback

FRESHMAN SEASON (2015)

- Did not see any game action during the season
- Aided the Notre Dame offensive scout team as a quarterback

HIGH SCHOOL AND PERSONAL DATA

- Three-time letterwinner in football at Union High School in Vancouver, Washington
- Three-time captain
- Awarded the 2015 National Football Foundation Student-Athlete Scholarship Award and 2014 National Male Winner of Wendy's High School Heisman
- Led Union High School to three consecutive Washington High School State Quarterfinal appearances
- Three-year starting quarterback that compiled a career record of 33-7
- Suffered a season-ending injury midway through his senior campaign
- Set 15 different game or season quarterback records including: most career completions (365), highest single-game completion percentage (91%), highest single-season completion percentage (73.2%), highest career completion percentage (70.1%), single-season yards per completion (17.9), career yards per completion (15.2), single-game TD passes (six) and single-game passing yards (424)
- Three-time Washington Interscholastic Activities Association State Player of the Week nominee
- Established the Titans Youth Foundation food drive which was designed to "Tackle Hunger," and is the second largest one-day food drive in the Pacific Northwest region
- Served as the leader of a Union High School club called Kwapa, which provided aid to widows and orphans in Kamara Town, Liberia
- Personally raised \$26,000 for this cause during football season his junior year and during winter break that year, led a group of 14 students to Liberia to build a community sports court and a sustainable poultry and pig farm in the community
- Founder and president of the Union Scholar-Athlete Club and president of the Clark County Titan's Youth Foundation
- Member of the National Honor Society
- Captured the Sodexo Foundation/Stephen J. Brady Stop Hunger Award, Eristand Character Counts Community Service Award, KGW/ Wells Fargo Community Service Award, Nordstrom's Community Service Award, Comcast Leaders and Achievers Scholarship, Elk's Foundation Most Valuable Student Scholarship, Eristand Character Counts Community Service Award, Farm Credit Scholarship, Prudential Spirit of Community State Honoree, Clark County Food Bank Volunteer Award and PeaceHealth Southwest Medical Center Foundation Cascade Award
- Four-time Washington Interscholastic Athletic Association Scholar-Athlete Award
- Three-time Southwest Washington High School Scholar-Athlete Leadership Conference Delegate
- Associated Press Scholar with Honor and Distinction
- Born in Camas, Washington
- Son of Darin and Monica Henry
- Father, Darin, played baseball at Pacific University
- Enrolled in the College of Science, majoring in science-business



41 KURT HINISH

DL • 6' 1 3/4", 295 lbs • Sophomore
Pittsburgh, Pennsylvania (Central Catholic)

HINISH'S CAREER HIGHS

- **Tackles:** 3, USC, Oct. 21, 2017 (0-3)
- **TFLs:** 0.5, USC, Oct. 21, 2017

FRESHMAN SEASON (2017)

- Appeared in 12 games
- Registered eight tackles, including a half tackle for loss
- Recorded a career-best three tackles against USC (Oct. 21)

HIGH SCHOOL AND PERSONAL DATA

- High school teammate of fellow Notre Dame 2017 signee David Adams
- Led Central Catholic to a 14-2 record and the 2016 Pennsylvania Interscholastic Athletic Association Class-AAAAA state championship game
- Registered 27 tackles and 3.0 sacks as a senior in 2016
- Helped Central Catholic to a 15-1 mark and 2015 Pennsylvania Interscholastic Athletic Association Class-AAAA state championship
- Recorded 32 tackles as a junior in 2015
- Named 2016 American Family Insurance First Team ALL-USA Pennsylvania
- Named 2016 First Team Pennsylvania Football Writers All-State
- Named to the Pittsburgh Post-Gazette Fabulous 22
- Selected to the Pittsburgh Tribune-Review Terrific 25
- No. 28 defensive tackle by Scout.com
- No. 41 defensive tackle by 247Sports.com
- No. 26 defensive tackle by ESPN.com
- No. 38 defensive tackle by Rivals.com
- Pennsylvania's No. 10-ranked player by Scout.com, No. 10-ranked player by 247Sports, No. 8-ranked player by ESPN and No. 11-ranked player by Rivals
- Played for coach Terry Totten at Central Catholic High School
- Enrolled in the College of Arts and Letters, majoring in sociology

HINISH'S CAREER STATISTICS

PARTICIPATION

Year	2017
G-GS	12-0

TACKLES

Year	UA	A	Total	TFL	PD	FF	FR	BLK
2017	1	7	8	0.5-1	0	0	0-0	0

HINISH'S GAME-BY-GAME STATISTICS

2017	UT-AT	TT	TFL	SCK	FF	FR	INT	PBU	BLK
Temple	0-1	1	0.0-0	0.0-0	0	0-0	0-0	0	0
Georgia	0-1	1	0.0-0	0.0-0	0	0-0	0-0	0	0
at BC	0-0	0	0.0-0	0.0-0	0	0-0	0-0	0	0
at MSU	0-0	0	0.0-0	0.0-0	0	0-0	0-0	0	0
Miami, Ohio	0-0	0	0.0-0	0.0-0	0	0-0	0-0	0	0
at UNC	0-0	0	0.0-0	0.0-0	0	0-0	0-0	0	0
USC	0-3	3	0.5-1	0.0-0	0	0-0	0-0	0	0
NC State	Did Not Play								
Wake Forest	1-0	1	0.0-0	0.0-0	0	0-0	0-0	0	0
at Miami, Fla.	0-0	0	0.0-0	0.0-0	0	0-0	0-0	0	0
Navy	1-0	1	0.0-0	0.0-0	0	0-0	0-0	0	0
at Stanford	0-1	1	0.0-0	0.0-0	0	0-0	0-0	0	0
vs. LSU	0-1	1	0.0-0	0.0-0	0	0-0	0-0	0	0
Totals	1-7	8	0.5-1	0.0-0	0	0-0	0-0	0	0

* Games Started



49 BRANDON HUTSON

DL • 6' 3", 245 lbs • Senior
Battle Creek, Michigan (Harper Creek Community)

SOPHOMORE SEASON (2017)

- Did not see any game action during the season
- Aided the Notre Dame defensive scout team

SOPHOMORE SEASON (2016)

- Did not see any game action during the season
- Aided the Notre Dame defensive scout team

FRESHMAN SEASON (2015)

- Did not see any game action during the season
- Aided the Notre Dame defensive scout team

HIGH SCHOOL AND PERSONAL DATA

- Three-year starter at Harper Creek Community High School
- Named 2014 First Team All-Interstate 8 Conference
- Led the team in tackles with 94, including eight for loss and had three interceptions
- Finished with a team-high 260 yards receiving for an average of 28.9 yards/catch
- Father, Tim, was a first baseman at Notre Dame from 1986-88, and in his senior season he hit 18 home runs (second most in a season for the Irish) and drove in 74 runs (sixth on the single-season list)
- Enrolled in the Mendoza College of Business, majoring in finance with a minor in innovation and entrepreneurship



44 JAMIR JONES

DL • 6' 3 1/8", 245 lbs • Junior
Rochester, New York (Aquinas Institute)

JAMIR JONES' CAREER HIGHS

- **Tackles:** 3, vs. Army, Nov. 12, 2016 (3-0)

SOPHOMORE SEASON (2017)

- Appeared in 12 games
- Registered four tackles

FRESHMAN SEASON (2016)

- Appeared in 10 games for the Irish
- One of 10 true freshmen (Troy Pride Jr., Devin Studstill, Donte Vaughn, Jalen Elliott, Julian Okwara, Daelin Hayes, Kevin Stepherson, Chase Claypool and Julian Love) who played in at least eight games
- One of eight true freshmen (Troy Pride Jr., Devin Studstill, Donte Vaughn, Jalen Elliott, Julian Okwara, Daelin Hayes and Julian Love) on defense who played in at least eight games
- Made his first career appearance in the home opener against Nevada (Sept. 10)
- Recorded eight tackles, including seven solo stops
- Registered a career-best three tackles (3-0) against Army (Nov. 12)
- Ranked second on the Irish in special teams tackles with eight
- Led Notre Dame with eight kickoff-return tackles -- three more than the next highest player (Asmar Bilal with five)

HIGH SCHOOL AND PERSONAL DATA

- Versatile athlete who played linebacker, tight end, quarterback and safety over his three-year varsity career at Aquinas Institute
- Helped Aquinas Institute to a 13-0 record and 2015 New York State Public High School Athletic Association Class AA State Championship
- Selected to participate in the 2016 Semper Fidelis All-American Bowl
- 2015 New York State Sportswriters Association Class AA First Team
- 2015 American Family Insurance ALL-USA New York Football Second Team
- Registered 98 tackles, 68 solo stops, 23.0 tackles for loss, 6.5 sacks and 18 quarterback hurries in 13 games as a senior in 2015
- Added one interception, five passes defended, two forced fumbles and one fumble recovery
- Caught 43 passes for 822 yards (19.1 yards per reception) and nine TDs as a tight end
- As a junior in 2014, threw for 715 yards in eight games
- Recorded five TD passes
- Rushed for 205 yards and one TD on 68 carries
- Caught two passes for 57 yards and one TD
- Recorded 17 tackles, 15 solo stops, 6.0 tackles for loss, 3.0 sacks and 10 quarterback hurries
- Added four passes defended and one forced fumble
- No. 39-ranked outside linebacker on Scout.com 300 list
- No. 100-ranked outside linebacker on ESPN 300 list
- No. 70-ranked outside linebacker on 247Sports.com Top 247
- No. 43-ranked outside linebacker on Rivals.com 250 list
- New York's No. 3-ranked player by 247Sports, No. 8-ranked player by Scout, No. 10-ranked player by ESPN and No. 2-ranked player by Rivals
- Played for coach Chris Battaglia at Aquinas Institute
- Younger brother of former Notre Dame defensive lineman Jarron Jones
- Enrolled in the College of Arts and Letters, majoring in psychology

JAMIR JONES' CAREER STATISTICS

PARTICIPATION

Year	2017	2016	Career
G-GS	12-0	10-0	22-0

TACKLES

Year	UA	A	Total	TFL	PD	FF	FR	BLK
2016	7	1	8	0.0-0	0	0	0-0	0
2017	1	3	4	0.0-0	0	0	0-0	0
Total	8	4	12	0.0-0	0	0	0-0	0

JAMIR JONES' GAME-BY-GAME STATISTICS

2017	UT-AT	TT	TFL	SCK	FF	FR	INT	PBU	BLK
Temple	0-0	0	0.0-0	0.0-0	0	0-0	0-0	0	0
Georgia	0-0	0	0.0-0	0.0-0	0	0-0	0-0	0	0
at BC	0-0	0	0.0-0	0.0-0	0	0-0	0-0	0	0
at MSU	0-1	1	0.0-0	0.0-0	0	0-0	0-0	0	0
Miami, Ohio	0-0	0	0.0-0	0.0-0	0	0-0	0-0	0	0
at UNC	0-0	0	0.0-0	0.0-0	0	0-0	0-0	0	0
USC	1-1	2	0.0-0	0.0-0	0	0-0	0-0	0	0
NC State	0-0	0	0.0-0	0.0-0	0	0-0	0-0	0	0
Wake Forest	0-0	0	0.0-0	0.0-0	0	0-0	0-0	0	0
at Miami, Fla.	0-0	0	0.0-0	0.0-0	0	0-0	0-0	0	0
Navy	0-0	0	0.0-0	0.0-0	0	0-0	0-0	0	0
at Stanford	Did Not Play								
vs. LSU	0-1	1	0.0-0	0.0-0	0	0-0	0-0	0	0
Totals	1-3	4	0.0-1	0.0-0	0	0-0	0-0	0	0

* Games Started

2016	UT-AT	TT	TFL	SCK	FF	FR	INT	PBU	BLK
at Texas	Did Not Play								
Nevada	0-0	0	0.0-0	0.0-0	0	0-0	0-0	0	0
MSU	0-0	0	0.0-0	0.0-0	0	0-0	0-0	0	0
Duke	Did Not Play								
vs. Syracuse	1-0	1	0.0-0	0.0-0	0	0-0	0-0	0	0
at NC State	0-0	0	0.0-0	0.0-0	0	0-0	0-0	0	0
Stanford	0-0	0	0.0-0	0.0-0	0	0-0	0-0	0	0
Miami, Fla.	2-0	2	0.0-0	0.0-0	0	0-0	0-0	0	0
vs. Navy	0-1	1	0.0-0	0.0-0	0	0-0	0-0	0	0
vs. Army	3-0	3	0.0-0	0.0-0	0	0-0	0-0	0	0
Virginia Tech	1-0	1	0.0-0	0.0-0	0	0-0	0-0	0	0
at USC	0-0	0	0.0-0	0.0-0	0	0-0	0-0	0	0
Totals	7-1	8	0.0-0	0.0-0	0	0-0	0-0	0	0

* Games Started



45 JONATHAN JONES
LB • 5' 11 1/2", 227 lbs • Junior
Ocoee, Florida (Oak Ridge)

JONATHAN JONES' CAREER HIGHS

- **Tackles:** 4, Miami, Ohio, Sept. 23, 2017 (4-0)
- **TFLs:** 1.0, USC, Oct. 21, 2017
- **PBUs:** 1, Miami, Ohio, Sept. 23, 2017 (4-0)

SOPHOMORE SEASON (2017)

- Saw action in all 13 games, primarily on special teams
- Registered 10 tackles, including seven solo stops
- Added one TFL and one PBU
- Recorded four tackles on special teams
- All four special team tackles came on kickoff coverage

FRESHMAN SEASON (2016)

- One of nine scholarship freshmen who did not see the field
- Joined Ian Book, Liam Eichenberg, Tony Jones Jr., Tommy Kraemer, Deon McIntosh, D.J. Morgan, Adetokunbo Ogundeji and John Shannon as first-year players who helped the Irish on their respective scout teams

HIGH SCHOOL AND PERSONAL DATA

- Selected to participate in the Nike 2015 "The Opening" in Beaverton, Oregon
- Helped Oak Ridge to 9-3 and 10-2 records over each of the last two seasons, and a pair of berths into the Florida High School Football Playoffs
- Member of the 2016 U.S. Under-19 National Team that competed against Canada in the International Bowl in Arlington, Texas
- 2015 Associated Press Florida All-State Class 8A Second Team selection
- 2014-15 All-Central Florida FloridaHSFootball.com Elite Second Team
- 2014 Associated Press Florida All-State Class 7A Second Team selection
- Registered 115 tackles, 7.0 sacks and one fumble recovery in 12 games as a junior in 2014
- No. 3-ranked player in the Orlando Sentinel's 2016 Central Florida Super60
- No. 6-ranked player in the Central Florida area by Bright House Sports Network
- No. 17-ranked inside linebacker on Scout.com 300 list
- No. 16-ranked inside linebacker on ESPN 300 list
- No. 31-ranked outside linebacker on 247Sports.com Top 247
- No. 19-ranked inside linebacker on Rivals.com 250 list
- Florida's No. 61-ranked player by 247Sports, No. 96-ranked player by ESPN and No. 61-ranked player by Rivals
- Played for coach Tyrone Sapp at Oak Ridge High School
- Enrolled in the College of Arts and Letters, majoring in film, television and theatre

JONATHAN JONES' CAREER STATISTICS

PARTICIPATION

Year	2017	Career
G-GS	13-0	13-0

TACKLES

Year	UA	A	Total	TFL	PD	FF	FR	BLK
2017	1	3	4	0.0-0	0	0	0-0	0

JONATHAN JONES' GAME-BY-GAME STATISTICS

2017	UT-AT	TT	TFL	SCK	FF	FR	INT	PBU	BLK
Temple	0-0	0	0.0-0	0.0-0	0	0-0	0-0	0	0
Georgia	0-0	0	0.0-0	0.0-0	0	0-0	0-0	0	0
at BC	0-1	1	0.0-0	0.0-0	0	0-0	0-0	0	0
at MSU	0-0	0	0.0-0	0.0-0	0	0-0	0-0	0	0
Miami, Ohio	4-0	4	0.0-0	0.0-0	0	0-0	0-0	1	0
at UNC	0-0	0	0.0-0	0.0-0	0	0-0	0-0	0	0
USC	2-1	3	1.0-1	0.0-0	0	0-0	0-0	0	0
NC State	0-1	1	0.0-0	0.0-0	0	0-0	0-0	0	0
Wake Forest	0-0	0	0.0-0	0.0-0	0	0-0	0-0	0	0
at Miami, Fla.	0-0	0	0.0-0	0.0-0	0	0-0	0-0	0	0
Navy	0-0	0	0.0-0	0.0-0	0	0-0	0-0	0	0
at Stanford	0-0	0	0.0-0	0.0-0	0	0-0	0-0	0	0
vs. LSU	1-0	1	0.0-0	0.0-0	0	0-0	0-0	0	0
Totals	7-3	10	1.0-1	0.0-0	0	0-0	0-0	1	0

* Games Started



70 LUKE JONES

OL • 6' 4 7/8", 303 lbs • Freshman
Little Rock, Arkansas (Pulaski Academy)

HIGH SCHOOL AND PERSONAL DATA

- No. 43 offensive tackle nationally and No. 4 player from Arkansas by 247Sports.com
- No. 56 offensive tackle nationally and No. 5 player from Arkansas by ESPN.com
- No. 45 offensive tackle nationally and No. 4 player from Arkansas by Rivals.com
- Named to 2017 USA Today American Family Insurance All-USA Arkansas Football Team
- Helped Pulaski Academy to four consecutive Arkansas 5A State Championships
- Pulaski Academy registered a 54-2 record over his four-year varsity career, including a 49-1 mark as a starter
- Pulaski Academy scored a state record 784 points in 2017
- Captured the 2017 Willie Roaf Award, which is presented to the top Arkansas high school offensive lineman
- 2017 Arkansas Activities Association Football Class 5A First Team All-State
- Played for coach Kevin Kelley at Pulaski Academy
- Enrolled in First Year Studies



80 MICAH JONES

WR • 6' 4 1/2", 212 lbs • Freshman
Gurnee, Illinois (Warren)

HIGH SCHOOL AND PERSONAL DATA

- Enrolled at Notre Dame and began taking classes in January 2018
- Registered 53 receptions for 824 yards and 12 TDs as a senior at Warren Township High School
- No. 354-ranked overall player nationally, No. 62 wide receiver nationally and No. 5 player from Illinois by 247Sports.com
- No. 69 wide receiver nationally and No. 5 player from Illinois by ESPN.com
- No. 179-ranked overall player nationally, No. 36 wide receiver nationally and No. 2 player from New Jersey by Rivals.com
- Four-star member of the PrepStar Top 300 Dream Team, ranked as the No. 243 player in the class of 2018 and the No. 42 wide receiver
- 2017 Illinois High School Football Coaches Association First Team 8A All-State
- 2017 Chicago News-Sun Player of the Year
- 2017 News-Sun First Team All-Area
- 2017 News-Gazette First Team All-State
- 2017 Daily Herald's First Team Lake County All-Area
- Played for coach Bryan McNulty at Warren Township
- Enrolled in First Year Studies



34 TONY JONES JR.

RB • 5' 11", 220 lbs • Junior
St. Petersburg, Florida (IMG Academy)

TONY JONES JR.'S' CAREER HIGHS

- **Points scored:** 6, 3x, last Wake Forest, Nov. 4, 2017
- **Touchdowns:** 1, 3x, last Wake Forest, Nov. 4, 2017
- **Rush attempts:** 10, Wake Forest, Nov. 4, 2017
- **Rush yards:** 59, Wake Forest, Nov. 4, 2017 (10 carries)
- **Rush TDs:** 1, 3x, last Wake Forest, Nov. 4, 2017
- **Long rush:** 32, Miami, Ohio, Sept. 30, 2017
- **Receptions:** 2, 2x, last vs. LSU, Jan. 1, 2018
- **Receiving yards:** 9, Georgia, Sept. 9, 2017 (2 receptions)
- **Long reception:** 8, Georgia, Sept. 9, 2017
- **Total offense attempts:** 10, Wake Forest, Nov. 4, 2017 (10r,0p)
- **Total offense yards:** 59, Wake Forest, Nov. 4, 2017 (59r,0p)
- **All-purpose yards:** 59, Wake Forest, Nov. 4, 2017
- **Kick returns:** 1, 2x, last Navy, Nov. 18, 2017
- **Kick return yards:** 16, NC State, Oct. 28, 2017 (1 returns)
- **Long kick return:** 16, NC State, Oct. 28, 2017
- **Tackles:** 3, Temple, Sept. 2, 2017 (2-1)

SOPHOMORE SEASON (2017)

- Saw action in 12 games
- Did not play at Michigan State (Sept. 23)
- Gained 232 rushing yards on 44 carries, including three TD runs
- Ranked fourth on the team in rushes, fifth in rushing yards and fifth in rushing TDs
- Caught six passes for 12 yards
- Rushed for a career-high 59 yards on 10 carries against Wake Forest (Nov. 4), including a 15-yard TD run
- 12 of his 44 carries went for a first down or touchdown
- Two of his four carries on third down resulted in a first down or touchdown
- Recorded one rush of at least 20 yards
- Tied for third on the team with nine special-teams tackles
- Tied for fourth on the team with six kickoff-return tackles
- Tied for third on the team with three punt-return tackles

FRESHMAN SEASON (2016)

- One of nine scholarship freshmen who did not see the field
- Joined Ian Book, Liam Eichenberg, Jonathan Jones, Tommy Kraemer, Deon McIntosh, D.J. Morgan, Adetokunbo Ogundeji and John Shannon as first-year players who helped the Irish on their respective scout teams

HIGH SCHOOL AND PERSONAL DATA

- Dynamic running back from Florida powerhouse IMG Academy in Bradenton, Florida
- Helped IMG Academy to a No. 7 final national ranking by MaxPreps Xcellent 25
- Selected to participate in the 2015 U.S. Army All-American Bowl in San Antonio, Texas and the 2015 Nike "The Opening" in Beaverton, Oregon
- Rushed for 514 yards and 11 TDs on 78 carries (6.6 yards per carry), including three 100-yard rushing games and a season-long run of 59 yards as a senior in 2015
- Caught six passes for 149 yards (24.8 yards per reception) and one TD
- Rushed for 771 yards and 12 TDs on 66 carries (11.7 yards per carry), including four 100-yard rushing games and a career-long run of 76 yards as a junior in 2014
- Caught two passes for 31 yards (15.5 yards per reception) and one TD
- Outstanding baseball player for IMG Academy
- Batted .491 (26 of 53) with two doubles, a triple, a home run, nine RBI, 11 stolen bases and 16 runs scored in 18 games as a junior in 2015
- No. 187-ranked player nationally and No. 10-ranked running back on Scout.com 300 list
- No. 37-ranked running back on ESPN 300 list
- No. 318-ranked player in the nation and No. 13-ranked running back on 247Sports.com Top 247
- No. 21-ranked running back on Rivals.com 250 list
- No. 330-ranked player on the Prepstar Top 350 Dream Team
- No. 121-ranked player on the Tom Lemming Prep Football Report
- Florida's No. 44-ranked player by 247Sports and No. 80-ranked player by ESPN
- Played for coach Kevin Wright at IMG Academy
- Enrolled in the College of Arts and Letters, majoring in film, television and theatre

TONY JONES JR.'S CAREER STATISTICS

PARTICIPATION

Year	2017
G-GS	12-0

RUSHING

Year	ATT	Yards	TD	Long	Avg/C	Avg/G
2017	44	232	3	32	5.3	19.3

RECEIVING

Year	REC	Yards	TD	Long	Rec/G	Avg/C	Avg/G
2017	6	12	0	8	0.5	2.0	1.0

TOTAL OFFENSE

Year	Rush	Pass	Total	Avg/G
2016	232	0	232	19.3

SCORING

Year	TD	Rush	RCV	RET	2PAT	Total	Avg/G
2017	3	3	0	0	0	18	1.5

KICK RETURNS

Year	NO.	Yards	TD	Long	Avg/R	Avg/G
2017	2	18	0	16	9.0	1.5

ALL PURPOSE


Year	Rush	RCV	PR	KR	IR	Total	Avg/G
2017	232	12	0	18	0	262	21.8

TACKLES

Year	UA	A	Total	TFL	PD	FF	FR	BLK
2017	6	3	9	0.0-0	0	0	0-0	0

TONY JONES JR.'S GAME-BY-GAME STATISTICS

	Rushing				Receiving					
2017	NO.	YDS	TD	LG	NO.	YDS	TD	LG	AP	
Temple	6	19	1	7	1	0	0	0	19	
Georgia	1	-1	0	0	2	9	0	8	8	
at BC	2	5	1	4	0	0	0	0	5	
at MSU	Did Not Play - Injury									
Miami, Ohio	4	48	0	32	0	0	0	0	48	
at UNC	9	31	0	8	0	0	0	0	31	
USC	5	37	0	13	0	0	0	0	37	
NC State	0	0	0	0	0	0	0	0	16	
Wake Forest	10	59	1	15	0	0	0	0	69	
at Miami, Fla.	2	12	0	9	1	4	0	4	16	
Navy	3	20	0	17	0	0	0	0	22	
*at Stanford	1	2	0	2	0	0	0	0	2	
vs. LSU	1	0	0	0	2	-1	0	0	-1	
Totals	44	232	3	32	6	12	0	8	262	



15 PHIL JURKOVEC

QB • 6' 4 1/2", 220 lbs • Freshman
Pittsburgh, Pennsylvania (Pine-Richland)

HIGH SCHOOL AND PERSONAL DATA

- Selected to participate in the 2018 U.S. Army All-American Bowl in San Antonio, Texas
- One of four finalists for the Felix "Doc" Blanchard Award, which recognizes a player on the U.S. Army All-American Bowl East roster "who exhibit prowess in the classroom and the field"
- Pine-Richland career stats: 11,144 total yards, 8,202 passing yards, 71 TD passes and 68.4 percent completion percentage (523 of 765)
- His 11,144 yards, second-best in Western Pennsylvania Interscholastic Athletic League history, were compiled in only two and a half seasons (missed half of his sophomore year with a thumb injury)
- Threw for a career-high 3,969 yards in 16 games as a senior in 2017
- His 3,969 passing yards are the third-most in Western Pennsylvania Interscholastic Athletic League single-season history
- Recorded 39 TD passes (just six interceptions) while rushing for 1,211 yards on 132 carries and 24 scores
- Second quarterback in Western Pennsylvania Interscholastic Athletic League history to throw for 3,000 yards and rush for 1,000 in a season
- Completed 72.8 percent of his passes (243 of 334)
- Registered a state single-season record 5,180 total yards
- Accounted for 63 total TDs
- Led Pine-Richland High School to a 16-0 record and 2017 Pennsylvania Interscholastic Athletic Association 6A state championship
- Pine-Richland was ranked No. 12 in the final 2017 MaxPreps Xcellent 25
- 2017 Pittsburgh Post-Gazette Player of the Year
- No. 66-ranked overall player nationally, No. 5 dual threat quarterback nationally and No. 2 player from Pennsylvania by 247Sports.com
- No. 120-ranked overall player nationally, No. 8 pocket passer nationally and No. 3 player from Pennsylvania by ESPN.com
- No. 55-ranked overall player nationally, No. 4 dual threat quarterback nationally and No. 2 player from Pennsylvania by Rivals.com
- Four-star member of the PrepStar Top 300 Dream Team, ranked as the No. 60 player in the class of 2018 and the No. 4 dual threat quarterback
- Played for coach Eric Kasperowicz at Pine-Richland
- Enrolled in First Year Studies



53 KHALID KAREEM

DL • 6' 4", 265 • Junior
Detroit, Michigan (Harrison)

KAREEM'S CAREER HIGHS

- **Tackles:** 4, 2x, last Navy, Nov. 18, 2017 (2-2)
- **Sacks:** 2.0, USC, Oct. 21, 2017 (2-0)
- **TFLs:** 2.0, USC, Oct. 21, 2017 (2-0)
- **Fumbles recovered:** 1, at North Carolina, Oct. 7, 2017
- **PBUs:** 1, at Stanford, Nov. 25, 2017

SOPHOMORE SEASON (2017)

- Appeared in all 13 games
- Helped a Notre Dame defense that improved by at least 20 spots in the FBS rankings in third down conversion percentage, interceptions, rushing defense, scoring defense, passing efficiency defense, sacks, tackles for loss and turnovers gained
- Irish were the last team in the FBS to surrender more than 20 points in a game (Irish allowed 20 points or less over each of their first eight games)
- Notre Dame allowed only four plays of 40 yards or longer in 2017—the second-fewest of any team in the FBS
- The Irish allowed only one play of 50 yards or longer in 2017—the second-fewest of any team in the FBS
- Registered 21 tackles, including 10 solo stops
- Sixth on the team, and third among defensive lineman, with 5.5 TFLs
- Tied for second on the team, and second among defensive lineman, with 3.0 sacks
- Recorded two sacks and earned the game ball in the 49-14 rout of USC (Oct. 21)
- Collected TFLs against Temple (Sept. 2), Miami, Ohio (Sept. 30), USC (Oct. 21) and Wake Forest (Nov. 4)
- Recorded sacks against both Miami, Ohio (Sept. 30), USC (Oct. 21)
- Recovered a fumble and returned 16 yards at North Carolina (Oct. 7)
- Registered PBUs against Miami, Ohio (Sept. 30) and Stanford (Nov. 25)
- Equaled his career high in tackles with four against Wake Forest (Nov. 4)
- Added three tackles and a PBU at Stanford (Nov. 25)

FRESHMAN SEASON (2016)

- Appeared in four games for the Irish
- Saw playing time against Nevada, Duke, Syracuse and Virginia Tech

HIGH SCHOOL AND PERSONAL DATA

- Arrived at Notre Dame as one of the top defensive linemen in the 2016 recruiting class
- Enrolled at Notre Dame and began taking classes in January 2016
- Participated in 2016 spring drills with the Fighting Irish
- Named 2015 MLive Detroit Defensive Player of the Year
- Selected to the 2015 Detroit News All-State Dream Team
- Named first-team all-state by the Associated Press in 2015
- Collected 56 tackles and 36 stops for loss, including 16 sacks, and added five forced fumbles and four pass breakups as a senior in 2015 for Harrison High School in Farmington, Michigan
- Registered 85 tackles and 18 sacks as a junior in 2014
- No. 282-ranked player nationally and No. 35-ranked defensive end on Scout.com 300 list
- No. 135-ranked player in the nation and No. 18-ranked defensive end on ESPN 300 list
- No. 179-ranked player in the nation and No. 9-ranked strong side defensive end on 247Sports.com Top 247
- No. 18-ranked strong side defensive end by Rivals.com
- Named Most Valuable Player in the Semper Fidelis All-American Bowl in Carson, California
- Returned a fumble 14 yards for a touchdown and returned another fumble 78 yards as the East beat the West 28-13
- No. 213-ranked player on the PrepStar Top 350 Dream Team
- No. 98-ranked player on the Tom Lemming Prep Football Report
- Michigan's No. 6-ranked player by 247Sports, No. 9-ranked player by Scout, No. 1-ranked player by ESPN and No. 8-ranked player by Rivals
- Played for coach John Herrington at Harrison High School
- Enrolled in the Mendoza College of Business, majoring in management consulting with a minor in studio art

KAREEM'S CAREER STATISTICS

PARTICIPATION

Year	2017	Career
G-GS	13-0	13-0

TACKLES

Year	UA	A	Total	TFL	PD	FF	FR	BLK
2017	10	11	21	5.5-30	2	0	1-16	0

SACKS

Year	UA	A	Total	Yards
2017	3	0	3.0	25

KAREEM'S GAME-BY-GAME STATISTICS

2017	UT-AT	TT	TFL	SCK	FF	FR	INT	PBU	BLK
Temple	1-0	1	1.0-2	0.0-0	0	0-0	0-0	0	0
Georgia	0-0	0	0.0-0	0.0-0	0	0-0	0-0	0	0
at BC	1-1	2	0.0-0	0.0-0	0	0-0	0-0	0	0
at MSU	0-1	1	0.0-0	0.0-0	0	0-0	0-0	0	0
Miami, Ohio	2-0	2	1.0-8	1.0-8	0	0-0	0-0	1	0
at UNC	0-0	0	0.0-0	0.0-0	0	1-16	0-0	0	0
USC	2-0	2	2.0-17	2.0-17	0	0-0	0-0	0	0
NC State	1-1	2	0.0-0	0.0-0	0	0-0	0-0	0	0
Wake Forest	1-3	4	1.5-3	0.0-0	0	0-0	0-0	0	0
at Miami, Fla.	0-0	0	0.0-0	0.0-0	0	0-0	0-0	0	0
Navy	2-2	4	0.0-0	0.0-0	0	0-0	0-0	0	0
at Stanford	0-0	0	0.0-0	0.0-0	0	0-0	0-0	1	0
vs. LSU	0-3	3	0.0-0	0.0-0	0	0-0	0-0	0	0
Totals	10-11	21	5.5-30	3.0-25	0	1-16	0-0	2	0

* Games Started



13 LAWRENCE KEYS III

WR • 5' 10 3/8", 170 lbs • Freshman
New Orleans, Louisiana (McDonogh 35)

HIGH SCHOOL AND PERSONAL DATA

- No. 283-ranked overall player nationally, No. 46 wide receiver nationally and No. 10 player from Louisiana by 247Sports.com
- No. 150-ranked overall player nationally, No. 21 wide receiver nationally and No. 4 player from Louisiana by ESPN.com
- No. 22 player from Louisiana by Rivals.com
- Four-star member of the PrepStar Top 300 Dream Team, ranked as the No. 264 player in the class of 2018 and the No. 47 wide receiver
- No. 10 player from Louisiana by SEC Country
- 2017 Louisiana Sports Writers Association Football Class 4A First Team All-State
- 2017 NOLA.com All-Metro Large School Football Team
- Played for coach Wayne Reese at McDonogh 35
- Enrolled in First Year Studies



84 COLE KMET

TE • 6' 5 1/2", 258 lbs • Sophomore
Lake Barrington, Illinois (St. Viator)

KMET'S CAREER HIGHS

- **Pass attempts:** 1, vs. LSU, Jan. 1, 2018
- **Receptions:** 2, Wake Forest, Nov. 4, 2017
- **Receiving yards:** 14, Wake Forest, Nov. 4, 2017 (2 receptions)
- **Long reception:** 11, Wake Forest, Nov. 4, 2017
- **Total offense attempts:** 1, vs. LSU, Jan. 1, 2018 (0r,1p)
- **All-purpose yards:** 14, Wake Forest, Nov. 4, 2017
- **Kick returns:** 1, Miami, Ohio, Sept. 30, 2017
- **Kick return yards:** 11, Miami, Ohio, Sept. 30, 2017 (1 return)
- **Long kick return:** 11, Miami, Ohio, Sept. 30, 2017
- **Tackles:** 1, 2x, USC, Oct. 21, 2017 (0-1)

FRESHMAN SEASON (2017)

- Appeared in 13 games
- Caught two passes for 14 yards, including an 11-yard grab against Wake Forest (Nov. 4)

HIGH SCHOOL AND PERSONAL DATA

- Named 2016 American Family Insurance Second Team ALL-USA Illinois
- Named 2016 Second Team Chicago Tribune Preps Plus All-State
- 2016 First Team Illinois High School Coaches Association Class 6A All-Illinois
- 2016 Pioneer Press All-Area Football First Team
- 2016 Daily Herald Northwest all-area team
- 2016 First Team News-Gazette All-Illinois
- Caught 48 passes for 773 yards and four TDs as a senior at Saint Viator in 2016
- Averaged 96.6 receiving yards/game and 16.1 yards/reception
- Added 31 yards rushing and one TD
- Recorded 32 tackles, five TFL and four sacks
- No. 109-ranked overall player and No. 4 tight end by Scout.com
- No. 84-ranked overall player and No. 3 tight end by 247Sports.com
- No. 83-ranked overall player and No. 3 tight end by ESPN.com
- No. 95-ranked overall player and No. 3 tight end by Rivals.com
- Illinois' No. 3-ranked player by Scout.com, No. 3-ranked player by 247Sports, No. 3-ranked player by ESPN and No. 3-ranked player by Rivals
- No. 72-ranked overall player and No. 2-ranked tight end by Tom Lemming's Prep Football Report
- Four-star member of the PrepStar Top 300 Dream Team, ranked as the No. 182 player in the class of 2017 and the No. 3 tight end
- Played for coach David Archibald at Saint Viator
- Played in the U.S. Army All-American Bowl in San Antonio
- Enrolled in the College of Arts and Letters

KMET'S CAREER STATISTICS

PARTICIPATION

Year	2017
G-GS	13-0

RECEIVING

Year	REC	Yards	TD	Long	Rec/G	Avg/C	Avg/G
2017	2	14	0	11	0.2	7.0	1.1

KICK RETURNS

Year	NO.	Yards	TD	Long	Avg/R	Avg/G
2017	1	11	0	11	11.0	0.8

ALL PURPOSE

Year	Rush	RCV	PR	KR	IR	Total	Avg/G
2017	0	14	0	11	0	25	1.9

TACKLES

Year	UA	A	Total	TFL	PD	FF	FR	BLK
2017	1	1	2	0.0-0	0	0	0-0	0



78 TOMMY KRAEMER

OL • 6' 5 5/8", 316 lbs • Junior
Cincinnati, Ohio (Elder)

SOPHOMORE SEASON (2017)

- Saw action in all 13 games and started 12 contests (did not start vs. LSU) at right tackle
- Part of the offensive line that paved the way for the seventh-ranked rushing offense in the FBS (269.3 rush yards/game)—Notre Dame has not ranked higher in the FBS since 1995
- Helped Notre Dame set the modern single-game record for rush yards per carry vs. Boston College on Sept. 16, 2017 as the Irish averaged 10.1 yards per rush and totaled 515 yards against the Eagles (previous record of 10.0 yards per rush had stood for 75 years)
- Helped Notre Dame rush for a single-season school record 3,503 yards in 2017 (previous school record of 3,502 yards was set in 1973)
- Helped the Irish set the single-season record for rush yards per carry in 2017 as Notre Dame averaged 6.3 yards per rush, which not only bested the previous modern-day mark of 5.63—set just two years ago in 2015—but also topped the previous school record of 6.2, which was set in 1921 (96 years ago)
- Helped Notre Dame rush for 35 touchdowns in 2017, which was the most by the Irish since 1993
- Helped Notre Dame rank 27th in the FBS in total offense in 2017—the Irish have not ranked higher in the FBS since 2009
- Helped Notre Dame rank 24th in the FBS in scoring offense (34.2 points per game)—the Irish have not ranked higher in the FBS since 2006
- Blocked for an offensive line that helped Notre Dame lead the FBS with nine runs of at least 60 yards in 2017
- Part of Notre Dame's offensive line that won the Joe Moore Award—presented by the Foundation for Teamwork, the award is given annually the "toughest, most physical offensive line in the country"
- Helped Notre Dame run for over 300 yards seven times in 2017 (the Irish eclipsed 300 yards rushing seven times over the previous 17 years combined)
- Helped Notre Dame rank among the top three nationally in runs of at least 20 yards (third, 42), 30 yards (first 28), 40 yards (third, 15), 50 yards (third, 11), 60 yards (first, nine) and 70 yards (second, four)
- Helped Notre Dame rank third in the FBS in yards per carry (6.3) and second in the FBS in yards per carry vs. FBS teams with a winning record (6.1)
- Helped Notre Dame rank 15th in the FBS in rushing TDs (35), and tops in the FBS in both rushing TDs vs. ranked opponents (11) and rushing TDs vs. FBS teams with a winning record (28)
- Helped Notre Dame record seven different players register a rush of at least 30 yards
- Helped Notre Dame have four different players rush for at least 100 yards
- Helped Notre Dame record 13 separate 100-yard rushing games
- Helped Notre Dame register 22 carries that netted at least 35 yards

FRESHMAN SEASON (2016)

- One of nine scholarship freshmen who did not see the field
- Joined Ian Book, Liam Eichenberg, Tony Jones Jr., Jonathan Jones, Deon McIntosh, D.J. Morgan, Adetokunbo Ogundeji and John Shannon as first-year players who helped the Irish on their respective scout teams

HIGH SCHOOL AND PERSONAL DATA

- One of the top players in the state of Ohio and an elite offensive line prospect nationally
- Hails from the same high school as former Irish tight end and current Minnesota Viking Kyle Rudolph
- Helped Elder to a 9-4 record and quarterfinal appearance in the Ohio High School Athletic Association Division I playoffs as a senior in 2015
- First player from this recruiting class to commit to Notre Dame (October 2014)
- 2015 Gatorade Ohio Player of the Year
- First offensive lineman to win Gatorade Ohio Player of the Year since 2006
- Joins Dan McCarthy (2008), Tony Fisher (1998) and Marc Edwards (1993) as previous Gatorade Ohio Player of the Year winners to sign with Notre Dame
- Selected to participate in the 2015 U.S. Army All-American Bowl in San Antonio, Texas and the 2015 Nike "The Opening" in Beaverton, Oregon
- 2015 MaxPreps First Team All-American
- 2015 American Family Insurance All-USA Ohio Football Team
- 2015 Associated Press All-Ohio Division I First Team
- 2015 Enquirer Media Ohio High School All-Star First Team
- As a senior in 2015, amassed 156 pancake blocks and anchored an offense that racked up 5,064 yards of total offense and averaged 390.3 yards per game
- No. 3-ranked player nationally and No. 3-ranked offensive tackle on Scout.com 300 list
- No. 99-ranked player in the nation and No. 10-ranked offensive tackle on ESPN 300 list
- No. 27-ranked player in the nation and No. 3-ranked offensive tackle on 247Sports.com Top 247
- No. 41-ranked player in the nation and No. 4-ranked offensive tackle on Rivals.com 250 list
- No. 73-ranked player on the PrepStar Top 350 Dream Team
- No. 24-ranked player on the Tom Lemming Prep Football Report
- Ohio's No. 1-ranked player by 247Sports, No. 2-ranked player by Scout, No. 4-ranked player by ESPN and No. 1-ranked player by Rivals
- Played for coach Doug Ramsey at Elder High School
- Enrolled in the Mendoza College of Business, majoring in management consulting

KRAEMER'S CAREER STATISTICS

PARTICIPATION

Year	2017
G-GS	13-12



31 JACK LAMB

LB • 6' 3 3/4", 226 lbs • Freshman
Temecula, California (Great Oak)

HIGH SCHOOL AND PERSONAL DATA

- Enrolled at Notre Dame and began taking classes in January 2018
- Two-time captain at Great Oak High School
- Selected to participate in Nike's 2017 "The Opening" in Beaverton, Oregon
- Registered 48 tackles, 6.0 TFLs, 2.0 sacks, two forced fumbles and one fumble recovery as a senior in 2017 (limited to just four games due to injury)
- Led Great Oak to its first-ever victory over Vista Murrieta with 23 tackles
- Selected to participate in the 2018 Under Armour All-America Game in Orlando, Florida
- No. 131-ranked overall player nationally, No. 6 inside linebacker nationally and No. 17 player from California by 247Sports.com
- No. 273-ranked overall player nationally, No. 13 inside linebacker nationally and No. 32 player from California by ESPN.com
- No. 77-ranked overall player nationally, No. 2 inside linebacker nationally and No. 10 player from California by Rivals.com
- Played for coach Robbie Robinson at Great Oak
- Enrolled in First Year Studies



25 BRADEN LENZY

WR • 5' 11 3/8", 170 lbs • Freshman
Tigard, Oregon (Tigard Senior)

HIGH SCHOOL AND PERSONAL DATA

- Led Tigard Senior to a 10-3 record and the 2017 Oregon School Activities Association 6A state semifinals
- Registered 1,010 yards from scrimmage, 10 TDs, seven interceptions and 35 tackles
- 2017 Three Rivers League Co-Offensive Player of the Year
- 2017 Three Rivers League Defensive Player of the Year
- 2017 First Team All-Three Rivers League
- Personal bests on the track include: 100m (10.62), 200m (21.34 - sixth-best in Oregon history), 400m (47.92) and 300m hurdles (41.67)
- Holds Tigard Senior school records in both the 200m and 400m
- Captured back-to-back Oregon School Activities Association 6A state titles in the 400m as a sophomore and junior
- Finished second in the 200m and fourth in the 100m at the state meet as a junior
- No. 212-ranked overall player nationally, No. 10 athlete nationally and No. 3 player from Oregon by 247Sports.com
- No. 261-ranked overall player nationally, No. 23 athlete nationally and No. 2 player from Oregon by ESPN.com
- No. 13 athlete nationally and No. 3 player from Oregon by Rivals.com
- Four-star member of the PrepStar Top 300 Dream Team, ranked as the No. 176 player in the class of 2018 and the No. 12 athlete
- Played for coach Craig Ruecker at Tigard Senior
- Enrolled in First Year Studies



27 JULIAN LOVE

CB • 5' 11", 193 lbs • Junior
Westchester, Illinois (Nazareth Academy)

LOVE'S HONORS & AWARDS

- Bronko Nagurski Trophy Watch List (2018)
- Jim Thorpe Award Watch List (2018)
- Sports Illustrated Second Team All-American (2017)
- 247 Sports Freshman All-American (2016)

LOVE'S CAREER HIGHS

- **Points scored:** 6, 2x, last NC State, Oct. 28, 2017
- **Touchdowns:** 6, 2x, last NC State, Oct. 28, 2017
- **All-purpose yards:** 69, NC State, Oct. 28, 2017
- **Interceptions:** 1, 4x, last Wake Forest, Nov. 4, 2017
- **Long interception return:** 69, NC State, Oct. 28, 2017
- **Tackles:** 14, Navy, Nov. 18, 2017 (10-4)
- **Tackles for loss:** 1.0, 2x, last Wake Forest, Nov. 4, 2017
- **Fumbles forced:** 1, at USC, Nov. 26, 2016
- **Fumbles recovered:** 1, Stanford, Oct. 15, 2016
- **Pass breakups:** 1, 4x, last vs. LSU, Jan. 1, 2018

SOPHOMORE SEASON (2017)

- Played in and started all 13 games
- Registered 68 tackles, including 45 solo stops
- Fifth on the team in total tackles, and tops among any non-line-backer
- Second on the team in solo tackles
- Led team in passes defended (23), PBUs (20), interceptions (three) and interception-return yards (153)
- Registered a school-record 20 PBUs, which shattered the previous school record of 13 set by Clarence Ellis in 1969
- The 20 PBUs from last year alone would have ranked tied for ninth in career Irish history
- Eighth player in school history to return two interceptions for touchdowns in a season
- 153 interception-return yards ranks second in single-season school history
- Second in the FBS in pass breakups (20), passes defended (23) and passes defended/gm (1.77)
- First FBS underclassmen (freshman or sophomore) to average more than 1.77 passes defended/game since Aqib Talib, Kansas, 2006 (2.8)
- Registered at least two PBUs in six different games, including four games with at least three PBUs
- Recorded six tackles with a 59-yard interception return for TD and one PBU at Michigan State (Sept. 23)
- Collected six tackles and two PBUs in the victory at North Carolina (Oct. 7)
- Posted three PBUs, two tackles and a 69-yard interception return for TD against NC State (Oct. 28)
- Registered three PBUs against both Stanford (Nov. 25) and LSU (Jan. 1)
- Recorded a career-best 14 tackles, including 10 solo stops, against Navy (Nov. 18)
- Spearheaded a Notre Dame defense that improved by at least 20 spots in the FBS rankings in third down conversion percentage, interceptions, rushing defense, scoring defense, passing efficiency defense, sacks, tackles for loss and turnovers gained
- Irish were the last team in the FBS to surrender more than 20 points in a game (Irish allowed 20 points or less over each of their first eight games)
- Notre Dame allowed only four plays of 40 yards or longer in 2017—the second-fewest of any team in the FBS

- The Irish allowed only one play of 50 yards or longer in 2017—the second-fewest of any team in the FBS
- Notre Dame ranked first or second in the FBS in fewest completions allowed of at least 30 yards (second, nine), 40 yards (first, one) and 50 yards (first, zero)
- The Irish were the only FBS school to yield one or fewer pass plays of 40 yards or longer in 2017

FRESHMAN SEASON (2016)

- Played in all 12 games for the Irish and started the final eight contests of the year
- One of 10 true freshmen (Troy Pride Jr., Devin Studstill, Donte Vaughn, Jalen Elliott, Julian Okwara, Daelin Hayes, Kevin Stepherson, Chase Claypool and Jamir Jones) who played in at least eight games
- One of eight true freshmen (Troy Pride Jr., Devin Studstill, Donte Vaughn, Jalen Elliott, Julian Okwara, Daelin Hayes and Jamir Jones) on defense who played in at least eight games
- One of seven true freshmen (Troy Pride Jr., Devin Studstill, Donte Vaughn, Jalen Elliott, Daelin Hayes and Chase Claypool) to register at least 11 tackles
- One of four true freshmen (Troy Pride Jr., Devin Studstill and Donte Vaughn) to start on defense
- One of five freshmen defensive backs (Jalen Elliott, Troy Pride Jr., Devin Studstill and Donte Vaughn) that not only played significant snaps but totaled 131 tackles -- the most in Irish single-season history by a rookie class in the secondary
- Registered 45 tackles, including 32 solo stops
- Led all freshmen in games started and tackles
- His 45 tackles rank just outside the top-10 for stops by a freshman in single-season school history
- Recorded a career-best nine tackles, including seven solo stops, at USC (Nov. 26) to close out the season
- Had tackles for loss against both Navy (Nov. 5), Army (Nov. 12) and USC (Nov. 26)
- Recovered a fumble against Stanford (Oct. 15)
- Forced a fumble in the season finale at USC (Nov. 26)

HIGH SCHOOL AND PERSONAL DATA

- A defensive back prospect from the Chicagoland area
- Helped Nazareth Academy to a 12-2 record and 2015 Illinois High School Association Class 5A Championship
- Led Nazareth Academy to a 14-0 record and 2014 Illinois High School Association Class 5A Championship
- 2015 MaxPreps First Team Medium Schools All-American
- 2015 Champaign News Gazette All-Illinois First Team
- 2015 Chicago Tribune All-Illinois First Team
- 2015 Illinois High School Coaches Association Class 5A All-Illinois First Team
- Registered 92 tackles, 19 stops for loss, three forced fumbles and one fumble recovery for 54 yards as a senior in 2015
- Rushed for 1,067 yards and 18 TDs on 104 carries (10.3 yards per carry)
- Caught 29 passes for 662 yards (22.8 yards per reception) and seven TDs
- Collected 41 tackles, one stop for loss and a 93-yard interception return for TD as a junior in 2014
- Rushed for 541 yards and eight TDs on 46 carries (11.8 yards per carry), including a pair of 100-yard rushing games and a career-long run of 74 yards
- Caught 14 passes for 375 yards (26.8 yards per reception) and four TDs, including a season-long grab of 65 yards
- Returned six kickoffs for 130 yards (21.7 yards per return)
- Returned 11 punts for 242 yards (22.0 yards per return), including a 73-yard return

- No. 38-ranked cornerback by Scout.com, No. 35-ranked athlete by ESPN.com, No. 45-ranked cornerback by 247Sports.com and No. 21-ranked cornerback by Rivals.com
- Illinois' No. 13-ranked player by 247Sports, No. 10-ranked player by ESPN and No. 4-ranked player by Rivals
- Played for coach Tim Racki at Nazareth Academy
- Enrolled in the Mendoza College of Business, majoring in management consulting

LOVE'S CAREER STATISTICS

PARTICIPATION

Year	2017	2016	Career
G-GS	13-13	12-8	25-21

TACKLES

Year	UA	A	Total	TFL	PD	FF	FR	BLK
2016	32	13	45	2.0-4	4	1	1-0	0
2017	45	23	68	1.0-	23	0	0-0	0
Total	77	36	113	3.0-	27	1	1-0	0

INTERCEPTIONS

Year	No.	Yards	TD	LG	Avg/R	Avg/G
2016	1	2	0	2	2.0	0.2
2017	3	153	2	69	51.0	11.8
Total	4	155	2	69	38.8	6.2

SCORING

Year	TD	Rush	RCV	RET	2PAT	Total	Avg/G
2016	0	0	0	0	0	0	0.0
2017	2	0	0	2	0	12	0.9
Total	2	0	0	2	0	12	0.5

ALL PURPOSE

Year	Rush	RCV	PR	KR	IR	Total	Avg/G
2016	0	0	0	0	2	2	0.2
2017	0	0	0	0	153	153	11.8
Total	0	0	0	0	155	155	6.2

LOVE'S GAME-BY-GAME STATISTICS

2017	UT-AT	TT	TFL	SCK	FF	FR	INT	PBU	BLK
*Temple	4-0	4	0.0-0	0.0-0	0	0-0	0-0	1	0
*Georgia	4-2	6	0.0-0	0.0-0	0	0-0	0-0	0	0
*at BC	1-0	1	0.0-0	0.0-0	0	0-0	0-0	2	0
*at MSU	2-4	6	0.0-0	0.0-0	0	0-0	1-59	1	0
*Miami, Ohio	3-1	4	0.0-0	0.0-0	0	0-0	0-0	2	0
*at UNC	3-3	6	0.0-0	0.0-0	0	0-0	0-0	2	0
*USC	1-0	1	0.0-0	0.0-0	0	0-0	0-0	0	0
*NC State	2-0	2	0.0-0	0.0-0	0	0-0	1-69	3	0
*Wake Forest	5-2	7	1.0-2	0.0-0	0	0-0	1-25	3	0
*at Miami, Fla.	3-1	4	0.0-0	0.0-0	0	0-0	0-0	0	0
*Navy	10-4	14	0.0-0	0.0-0	0	0-0	0-0	0	0
*at Stanford	4-3	7	0.0-0	0.0-0	0	0-0	0-0	3	0
*vs. LSU	3-3	6	0.0-0	0.0-0	0	0-0	0-0	3	0
Totals	45-23	68	1.0-2	0.0-0	0	0-0	3-153	20	0

* Games Started

2016	UT-AT	TT	TFL	SCK	FF	FR	INT	PBU	BLK
at Texas	2-1	3	0.0-0	0.0-0	0	0-0	0-0	0	0
Nevada	1-0	1	0.0-0	0.0-0	0	0-0	0-0	0	0
MSU	1-0	1	0.0-0	0.0-0	0	0-0	0-0	1	0
Duke	4-1	5	0.0-0	0.0-0	0	0-0	0-0	0	0
*vs. Syracuse	1-1	2	0.0-0	0.0-0	0	0-0	0-0	0	0
*at NC State	2-1	3	0.0-0	0.0-0	0	0-0	0-0	0	0
*Stanford	3-1	4	0.0-0	0.0-0	0	1-0	0-0	0	0
*Miami, Fla.	2-0	2	0.0-0	0.0-0	0	0-0	0-0	1	0
*vs. Navy	5-3	8	1.0-1	0.0-0	0	0-0	0-0	0	0
*vs. Army	1-2	3	0.5-1	0.0-0	0	0-0	1-2	1	0
*Virginia Tech	3-1	4	0.0-0	0.0-0	0	0-0	0-0	0	0
*at USC	7-2	9	0.5-2	0.0-0	1	0-0	0-0	0	0
Totals	32-13	45	2.0-4	0.0-0	1	1-0	1-2	3	0

* Games Started



75 JOSH LUGG

OL • 6' 6 7/8", 314 lbs • Sophomore
Wexford, Pennsylvania (North Allegheny Sr.)

FRESHMAN SEASON (2017)

- One of 10 scholarship freshmen who spent the season on scout team and did not see the field
- Joined David Adams, Jafar Armstrong, Aaron Banks, Avery Davis, Darnell Ewell, Dillan Gibbons, Jeremiah Owusu-Koramoah, Kofi Wardlow and Drew White as rookies who helped the Irish on their scout teams

HIGH SCHOOL AND PERSONAL DATA

- Led North Allegheny Senior to a 9-3 record as a senior in 2016
- Paved the way for a rushing attack that racked up 3,303 yards and 50 TDs
- Recorded 18 tackles, four TFL and three sacks
- Helped the North Allegheny offense average 34.9 points/game
- Named 2016 American Family Insurance First Team ALL-USA Pennsylvania
- Named 2016 First Team Pennsylvania Football Writers All-State
- 2016 First Team Pennsylvania Football News Class 6A
- Named to the Pittsburgh Post-Gazette Fabulous 25
- Selected to the Pittsburgh Tribune-Review Terrific 25
- 2016 4-6A Mr. PA Football Lineman of the Year
- 2016 First Team Western Pennsylvania Interscholastic Athletic League Class 6A Northern Seven
- 2016 All-EPA/WPA All-State Super 25 Class 6A Team
- No. 107-ranked overall player and No. 12 offensive tackle by Scout.com
- No. 121-ranked overall player and No. 15 offensive tackle by 247Sports.com
- No. 156-ranked overall player and No. 15 offensive tackle by ESPN.com
- No. 236-ranked overall player and No. 22 offensive tackle by Rivals.com
- Pennsylvania's No. 5-ranked player by Scout.com, No. 5-ranked player by 247Sports, No. 5-ranked player by ESPN and No. 6-ranked player by Rivals
- No. 126-ranked overall player and No. 21-ranked offensive lineman by Tom Lemming's Prep Football Report
- Four-star member of the PrepStar Top 300 Dream Team, ranked as the No. 129 player in the class of 2017 and the No. 20 offensive tackle
- Played for coach Art Walker at North Allegheny Senior
- Lead recruiter was offensive line coach Harry Hiestand
- Played in the U.S. Army All-American Bowl in San Antonio
- Enrolled in the Mendoza College of Business



60 COLE MABRY

OL • 6' 5", 270 lbs • Freshman
Brentwood, Tennessee (Brentwood)

HIGH SCHOOL AND PERSONAL DATA

- 2017 Nashville area All-Region 6-6A First Team
- Member of the prestigious 2017 Nashville Tennessean Dandy Dozen, which is a collection of seniors who are the top 12 college football prospects from the Nashville area
- One of the 12 top players in Tennessee according to Murphy Fair's Tennessee High School Football Magazine
- Participating in the 2018 Offense-Defense All-American Bowl in New Orleans
- No. 54 offensive tackle nationally and No. 20 player from Tennessee by 247Sports.com
- No. 40 offensive tackle nationally and No. 18 player from Tennessee by ESPN.com
- No. 65 offensive tackle nationally and No. 23 player from Tennessee by Rivals.com
- Played for coach Ron Crawford at Brentwood
- Enrolled in First Year Studies



86 ALIZÉ MACK

TE • 6' 4 3/4", 247 lbs • Senior
Las Vegas, Nevada (Bishop Gorman)

MACK'S HONORS & AWARDS

- Mackey Award Watch List (2018, 2017, 2016)

MACK'S CAREER HIGHS

- **Points scored:** 6, at Miami, Fla., Nov. 11, 2017
- **Touchdowns:** 1, at Miami, Fla., Nov. 11, 2017
- **Receptions:** 6, at North Carolina, Oct. 7, 2017
- **Receiving yards:** 56, vs. UMass, Sept. 26, 2015 (3 receptions)
- **Receiving TDs:** 1, at Miami, Fla., Nov. 11, 2017
- **Long reception:** 45, at Temple, Oct. 31, 2015
- **All-purpose yards:** 56, vs. UMass, Sept. 26, 2015
- **Tackles:** 1, at Temple, Oct. 31, 2015

JUNIOR SEASON (2017)

- Saw action in 10 games and started six contests
- Caught 19 passes for 166 yards and one TD
- Hauled in first career TD reception at Miami, Fla. (Nov. 11)
- Registered two catches for 41 yards against Georgia (Sept. 9)
- Recorded a season-high 43 yards receiving on five grabs at Boston College (Sept. 16)

SOPHOMORE SEASON (2016)

- Practiced for the Irish but did not participate in games

FRESHMAN SEASON (2015)

- Played in all 13 games and started against No. 14 Georgia Tech (Sept. 19), UMass (Sept. 26), Navy (Oct. 10), Pittsburgh (Nov. 7) and Boston College (No. 21)
- Registered a career-high three receptions on three different occasions: Georgia Tech (Sept. 19), UMass (Sept. 26) and USC (Oct. 17)
- Recorded a season-best 56 receiving yards on three catches against the Minutemen
- Hauled in a career-long 45-yard catch that was a crucial play in the fourth quarter game-winning TD drive at No. 21 Temple (Oct. 31)

HIGH SCHOOL AND PERSONAL DATA

- USA Today All-USA first-team tight end for 2014
- First-team tight end on MaxPreps All-American Team for 2014
- Rated No. 1 tight end nationally by ESPN.com and 247Sports and No. 2 by Rivals.com and Scout.com
- Listed as 32nd player nationally by Scout.com, 41st on Tom Lemming's Top 300, 42nd on PrepStar Top 150 Dream Team, 52nd by ESPN.com, 56th by 247Sports and 70th by Rivals.com
- Named to USA Today American Family Insurance All-USA Nevada Football Team as tight end
- First-team tight end on Las Vegas Review-Journal Nevada all-state team
- Standout tight end at Bishop Gorman High School in Las Vegas, Nevada
- Caught 41 passes for 930 yards, 13 touchdowns and 22.6-yard-per-catch average as senior in 2014
- Made 35 reception for 571 yards and 10 TDs as junior in 2013
- Caught nine balls for 224 yards and three TDs as sophomore in 2012
- Helped Bishop Gorman to 15-0 record in 2014, sixth straight Nevada Division 1 state title and mythical national prep title
- Helped Bishop Gorman defeat Reed 70-28 in Nevada Division 1 state title game as senior
- Helped team to four straight Sunset-Southwest League crowns
- Selected for U.S. Army All-American Bowl in San Antonio
- Attended same high school as former Irish offensive tackle Ronnie Stanley and fellow senior Nicco Fertitta
- Enrolled in the College of Arts and Letters, majoring in film, television and theatre

MACK'S CAREER STATISTICS

PARTICIPATION

Year	2017	2016	2015	Career
G-GS	10-6	0-0	13-5	23-11

RECEIVING

Year	Rec.	YDS	TD	Long	Rec/G	Avg/C	Avg/G
2015	13	190	0	45	1.0	14.6	14.6
2016	0	0	0	0	0.0	0.0	0.0
2017	19	166	1	32	1.9	8.7	16.6
Totals	32	356	1	45	1.4	11.1	15.5

SCORING

Year	TD	Rush	RCV	RET	2PAT	Total	Avg/G
2015	0	0	0	0	0	0	0.0
2016	0	0	0	0	0	0	0.0
2017	1	0	1	0	0	6	0.6
Total	1	0	1	0	0	6	0.3

ALL-PURPOSE

Year	Rush	Rcv.	PR	KR	IR	Total	Avg/G
2015	0	190	0	0	0	190	14.6
2016	0	0	0	0	0	0	0.0
2017	0	166	0	0	0	166	16.6
Totals	0	356	0	0	0	356	15.5

MACK'S GAME-BY-GAME STATISTICS

Receiving						
2017	No.	YDS	Avg.	TD	LG	
*Temple	2	17	8.5	0	9	
Georgia	2	41	20.5	0	32	
*at BC	5	43	8.6	0	16	
at MSU	2	15	7.5	0	15	
Miami, Ohio	0	0	0.0	0	0	
*at UNC	6	38	6.3	0	13	
*USC	0	0	0.0	0	0	
*NCS State	0	0	0.0	0	0	
Wake Forest				Did Not Play		
at Miami, Fla.	2	12	6.0	1	14	
*Navy	0	0	0.0	0	0	
at Stanford				Did Not Play		
vs. LSU				Did Not Play		
TOTALS	19	122	166	1	32	

* Games started

Receiving						
2015	No.	YDS	Avg.	TD	IG	
Texas	0	0	0.0	0	0	
at Virginia	0	0	0.0	0	0	
*Georgia Tech	3	19	6.3	0	8	
*UMass	3	56	18.7	0	37	
at Clemson	0	0	0.0	0	0	
*Navy	0	0	0.0	0	0	
USC	3	42	14.0	0	35	
at Temple	1	45	45.0	0	45	
*at Pittsburgh	0	0	0.0	0	0	
Wake Forest	0	0	0.0	0	0	
*vs. BC	1	4	4.0	0	4	
at Stanford	0	0	0.0	0	0	
vs. Ohio State	2	24	12.0	0	17	
TOTALS	13	190	14.6	0	45	

* Games started



15 JOHN MAHONEY
DB • 6' 0", 204 lbs • Sophomore
Wes Des Moines, Iowa (Valley)

FRESHMAN SEASON (2017)

- Did not see any game action during the season
- Aided the Notre Dame defensive scout team

HIGH SCHOOL AND PERSONAL DATA

- Helped Wes Des Moines Valley to a 10-1 record in 2016
- Third on the team in tackles with 40
- Led a defense that registered three shutouts and limited its opponents to just 6.8 points/game
- 2016 First Team All-Iowa Class 4A
- Father, Craig, played football at Iowa State
- Enrolled in the Mendoza College of Business with a minor in history



88 JAVON MCKINLEY
WR • 6' 2", 219 lbs • Junior
Corona, California (Centennial)

SOPHOMORE SEASON (2017)

- Missed the season with following an injury suffered during the 2016 campaign

FRESHMAN SEASON (2016)

- Played in six games (Nevada, Michigan State, Duke, Syracuse, NC State and Stanford)

HIGH SCHOOL AND PERSONAL DATA

- Arrives at Notre Dame as one of the most prolific wide receivers in the nation
- Led Centennial to a 14-1 record, consensus top-10 national ranking and the California Interscholastic Federation-State Open Division championship game in 2015
- 2015 American Family Insurance All-USA California Football First Team
- Helped Centennial to a No. 24 final national ranking by The Super 25 Expert Rankings compiled by USA TODAY Sports and No. 5 final national ranking by MaxPreps Xcellent 25
- 2015 Los Angeles Times All-Area High School Football First Team
- Selected to participate in the 2015 U.S. Army All-American Bowl in San Antonio, Texas and the 2015 Nike "The Opening" in Beaverton, Oregon
- Selected as California's top junior football player in 2014 by CalHiSports.com
- Named 2014 Southern Section All-Pac5 Division Offensive Player of the Year with quarterback Josh Rosen of St. John Bosco (now UCLA)
- 2014 Los Angeles Times All-Area Back of the Year and Riverside Press Enterprise All-Area Offensive Player of the Year
- Scholastic career stats: 180 receptions, 3,752 receiving yards, 43 TD catches, 20.8 yards per reception, 89.9 yards per game receiving and 49 total TDs
- 3,752 career receiving yards were the third-most in CIF Southern Section history
- Caught 56 passes for 1,173 yards (20.9 yards per reception and 90.2 yards per game) and 13 TDs as a senior in 2015
- Attempted two passes, and completed them both, for 130 yards and two TDs, including a 65-yard TD
- Caught 97 passes for 2,062 yards (21.3 yards per reception and 137.5 yards per game) and 25 TDs as a junior in 2014
- His 2,062 receiving yards were the second-most in CIF Southern Section single-season history
- Caught 27 passes for 517 yards (19.1 yards per reception) and five TDs as a sophomore in 2013
- Returned six kickoffs for 111 yards (18.5 yards per return)
- No. 55-ranked player nationally and No. 9-ranked wide receiver on Scout.com 300 list
- No. 90-ranked wide receiver on ESPN 300 list
- No. 110-ranked player in the nation and No. 16-ranked wide receiver on 247Sports.com Top 247
- No. 59-ranked player in the nation and No. 11-ranked wide receiver on Rivals.com 250 list
- No. 60-ranked player on the PrepStar Top 350 Dream Team
- No. 52-ranked player on the Tom Lemming Prep Football Report
- California's No. 16-ranked player by 247Sports, No. 9-ranked player by Scout, No. 59-ranked player by ESPN and No. 13-ranked player by Rivals
- Played for coach Matt Logan at Centennial High School
- Enrolled in the Mendoza College of Business, majoring in marketing with a minor in chinese

PARTICIPATION

Year	2017	2016	Career
G-GS	0-0	6-0	6-0



13 PAUL MOALA
DB • 5' 11 1/2", 212 lbs • Freshman
Mishawaka, Indiana (Penn)

HIGH SCHOOL AND PERSONAL DATA

- Led Penn High School to a 13-2 record and 2017 Indiana High School Athletic Association 6A state runner-up
- Recorded 67 tackles, five punt/kick return TDs, two TD receptions, two fumble recoveries, one forced fumble and one interception as a senior in 2017 at Penn
- 2017 IndyStar Mr. Football Defensive Back, as selected by the Indiana Football Coaches Association ratings board
- 2017 Northern Indiana Conference North Division Most Valuable Player
- 2017 First Team Northern Indiana Conference
- No. 85 safety nationally and No. 12 player from Indiana by 247Sports.com
- No. 48 safety nationally and No. 8 player from Indiana by ESPN.com
- No. 20 player from Indiana by Rivals.com
- Played for coach Cory Yeoman at Penn
- Enrolled in First Year Studies



59 KIER MURPHY
LB • 6' 1 3/4", 232 lbs • Senior
Rock Island, Illinois (Alleman)

JUNIOR SEASON (2017)

- Did not see any game action during the season
- Valuable member of the defensive scout team

SOPHOMORE SEASON (2016)

- Did not see any game action during the season
- Valuable member of the defensive scout team

FRESHMAN SEASON (2015)

- Did not see any game action during the season
- Valuable member of the defensive scout team

HIGH SCHOOL AND PERSONAL DATA

- Helped Alleman High School to a 10-3 record and berth to the Illinois High School Class 4A Playoff semifinals as a senior in 2013
- As a junior in 2012, Alleman went 11-2 and reached the state championship game
- First Team All-Western Big Six Conference as a junior and senior
- Enrolled in the College of Engineering, majoring in mechanical engineering



32 D.J. MORGAN
LB • 6' 2 1/8", 224 lbs • Junior
Norwalk, California (Saint John Bosco)

MORGAN'S CAREER HIGHS

- **Tackles:** 2, vs. Miami, Ohio, Sept. 30, 2017 (2-0)

SOPHOMORE SEASON (2017)

- Appeared in two games
- Registered two tackles

FRESHMAN SEASON (2016)

- One of nine scholarship freshmen who did not see the field
- Joined Ian Book, Liam Eichenberg, Tony Jones Jr., Jonathan Jones, Tommy Kraemer, Deon McIntosh, Adetokunbo Ogundeji and John Shannon as first-year players who helped the Irish on their respective scout teams

HIGH SCHOOL AND PERSONAL DATA

- Two-year starter at national powerhouse Saint John Bosco
- Led Saint John Bosco to a 13-1 record, consensus top-10 national ranking and the California Interscholastic Federation-State Open Division Championship in 2015
- Helped Saint John Bosco to a No. 5 final national ranking by The Super 25 Expert Rankings compiled by USA TODAY Sports and No. 6 final national ranking by MaxPreps Xcellent 25
- 2015 Orange County Register All-Trinity League Second Team
- Registered 49 tackles, 31 solo stops, four tackles for loss, two interceptions and three passes defended as a senior in 2015
- Registered 112 tackles, 76 solo stops, three tackles for loss, one interception, three passes defended and two fumble recoveries as a junior in 2014
- No. 59-ranked safety by Scout.com, No. 34-ranked safety by ESPN.com, No. 29-ranked safety by 247Sports.com and No. 23-ranked safety by Rivals.com
- California's No. 56-ranked player by 247Sports, No. 53-ranked player by ESPN and No. 47-ranked player by Rivals
- Played for coach Jason Negro at St. John Bosco High School
- Enrolled in the College of Arts and Letters, majoring in anthropology

PARTICIPATION

Year	2017	2016	Career
G-GS	2-0	0-0	2-0

TACKLES

Year	UA	A	Total	TFL	PD	FF	FR	BLK
2016	0	0	0	0.0-0	0	0	0-0	0
2017	2	0	2	0.0-0	0	0	0-0	0
Total	2	0	2	0.0-0	0	0	0-0	0



53 SAM MUSTIPHER
OL • 6' 2 1/2", 306 lbs • Graduate
Olney, Maryland (Good Counsel)

MUSTIPHER'S HONORS & AWARDS

- Captain (2018)
- Rimington Award Watch List (2018, 2017)
- Outland Trophy Watch List (2018)
- First Team CoSIDA Academic All-District (2017)

SENIOR SEASON (2017)

- Started all 13 games at center
- Did not surrender a sack or quarterback hit and yielded just six quarterback hurries in 889 offensive snaps
- Seventh highest-rated center in terms of run blocking in the country by Pro Football Focus (8.9)
- Part of the offensive line that paved the way for the seventh-ranked rushing offense in the FBS (269.3 rush yards/game)—Notre Dame has not ranked higher in the FBS since 1995
- Helped Notre Dame set the modern single-game record for rush yards per carry vs. Boston College on Sept. 16, 2017 as the Irish averaged 10.1 yards per rush and totaled 515 yards against the Eagles (previous record of 10.0 yards per rush had stood for 75 years)
- Helped Notre Dame rush for a single-season school record 3,503 yards in 2017 (previous school record of 3,502 yards was set in 1973)
- Helped the Irish set the single-season record for rush yards per carry in 2017 as Notre Dame averaged 6.3 yards per rush, which not only bested the previous modern-day mark of 5.63—set just two years ago in 2015—but also topped the previous school record of 6.2, which was set in 1921 (96 years ago)
- Helped Notre Dame rush for 35 touchdowns in 2017, which was the most by the Irish since 1993
- Helped Notre Dame rank 27th in the FBS in total offense in 2017—the Irish have not ranked higher in the FBS since 2009
- Helped Notre Dame rank 24th in the FBS in scoring offense (34.2 points per game)—the Irish have not ranked higher in the FBS since 2006
- Blocked for an offensive line that helped Notre Dame lead the FBS with nine runs of at least 60 yards in 2017
- Leader of Notre Dame's offensive line that won the Joe Moore Award—presented by the Foundation for Teamwork, the award is given annually the "toughest, most physical offensive line in the country"
- Helped Notre Dame run for over 300 yards seven times in 2017 (the Irish eclipsed 300 yards rushing seven times over the previous 17 years combined)
- Helped Notre Dame rank among the top three nationally in runs of at least 20 yards (third, 42), 30 yards (first 28), 40 yards (third, 15), 50 yards (third, 11), 60 yards (first, nine) and 70 yards (second, four)
- Helped Notre Dame rank third in the FBS in yards per carry (6.3) and second in the FBS in yards per carry vs. FBS teams with a winning record (6.1)
- Helped Notre Dame rank 15th in the FBS in rushing TDs (35), and tops in the FBS in both rushing TDs vs. ranked opponents (11) and rushing TDs vs. FBS teams with a winning record (28)
- Helped Notre Dame record seven different players register a rush of at least 30 yards
- Helped Notre Dame have four different players rush for at least 100 yards
- Helped Notre Dame record 13 separate 100-yard rushing games
- Helped Notre Dame register 22 carries that netted at least 35 yards
- Helped the Irish run for 318 yards, including 182 in the second half, against NC State, which entered the contest as the No. 6-ranked rushing defense in the country allowing just 91.3 yards/game (Notre Dame's total almost tripled the previous high by a Wolfpack opponent, 133)

JUNIOR SEASON (2016)

- Started all 12 games at center
- Helped running back Josh Adams run for over 100 yards four times (Nevada, Syracuse, Virginia Tech and USC), including a career-best 180 yards at rival USC (Nov. 26)
- Part of the offensive line that paved the way for 417.6 total yards per game

SOPHOMORE SEASON (2015)

- Played in nine games on special teams and as a reserve offensive lineman
- Saw action against Texas (Sept. 5), Georgia Tech (Sept. 19), UMass (Sept. 26), Navy (Oct. 10), USC (Oct. 17), Temple (Oct. 31), Pittsburgh (Nov. 7), Wake Forest (Nov. 14) and Boston College (Nov. 21)

FRESHMAN SEASON (2014)

- One of four freshman offensive linemen who spent the season on scout team and did not see the field
- Joined Quenton Nelson, Jimmy Byrne and Alex Bars as rookies who helped the Irish on their offensive scout team

HIGH SCHOOL AND PERSONAL DATA

- Rated 134th best player nationally by Scout.com and 203rd by Rivals.com
- Named to 2013 Maryland consensus all-state squad on offensive line
- Played on both offensive and defensive lines at Good Counsel High School in Olney, Maryland, helping Falcons finish 6-5 in 2013
- First-team pick as offensive lineman on Washington Post All-Met squad for 2013
- Named to Maryland Private School all-state squad as a senior
- Named to USA Today American Family Insurance All-USA D.C. team for 2013
- Montgomery Gazette first-team all-star selection for Montgomery County as both a junior and senior
- First-team offensive lineman on Washington Catholic Athletic Conference all-league squad for 2013
- All-Northeast Region preseason pick for 2013
- Second-team Washington Post All-Met pick as a junior in 2012 as he helped top-ranked Falcons rush for 2,374 yards and capture fourth straight WCAC title
- Anchored line that helped average 5.4 yards per rushing carry in 2012 and allow only 16 sacks
- Named to MaxPreps U.S. Air Force Sophomore All-America first team for 2011 as defensive lineman
- Played in Under Armour All-America Game in St. Petersburg, Florida
- Graduated in May 2018 with a degree in computer science from the College of Engineering

PARTICIPATION

Year	2017	2016	2015	2014	Career
G-GS	13-13	12-12	9-0	0-0	34-25



85 TYLER NEWSOME

P • 6' 2 1/2", 214 lbs • Graduate
Carrollton, Georgia (Carrollton)

NEWSOME'S PLACE IN THE IRISH RECORD BOOKS

- Single-Game Punt Average (Sept. 26, 2015 vs. UMass, 52.4, 1st)
- Single-Season Punt Average (2015, 44.5, 4th)
- Single-Season Punt Average (2017, 43.6, 6th)
- Single-Season Punt Average (2016, 43.5, 7th)
- Single-Season Punts (63, 2017, 8th)
- Career Punt Average (2015-, 43.8, 2nd)
- Career Punts (172, 2015-, 6th)

NEWSOME'S HONORS & AWARDS

- Wuerffel Trophy Watch List (2018, 2017)
- Allstate AFCA Good Works Team Nominee (2017)
- ACC's Top Six for Service Award (2016)
- Irish Around the Bend Award (2016)
- Ray Guy Award Candidate (2015)

NEWSOME'S CAREER HIGHS

- Punt attempts:** 9, Georgia, Sept. 9, 2017
- Punt yards:** 424, Georgia, Sept. 9, 2017
- Longest punt:** 71, Michigan State, Sept. 17, 2016
- Punt average:** 52.4, vs. UMass, Sept. 26, 2015
- Punts fair caught:** 4, at Miami, Fla., Nov. 11, 2017
- 50+ yard punts:** 4, 2x, last at Boston College, Sept. 16, 2017
- Punts downed inside the 20:** 4, at Clemson, Oct. 3, 2015
- Kickoffs:** 10, vs. UMass, Sept. 26, 2015
- Kickoff yards:** 624, vs. UMass, Sept. 26, 2015
- Kickoff average:** 63.8, vs. Ohio State, Jan. 1, 2016
- Kickoff touchbacks:** 3, 2x, last vs. Ohio State, Jan. 1, 2016
- Tackles:** 1, 4x, last vs. Navy, Oct. 10, 2015

SENIOR SEASON (2017)

- Dropped 19 of 63 (30.2 percent) punts inside the opponent's 20-yard line
- Punted 63 times for 2,749 yards
- 17 punts of more than 50 yards with a long of 59
- Forced 17 fair catches with four touchbacks
- Registered two punts of at least 50 yards in four different games, including four punts of at least 50 yards twice (Georgia, Boston College)
- Recorded at least two punts downed inside the 20-yard line in six different games
- Registered three punts downed inside the 20-yard line against both Boston College (Sept. 16) and Michigan State (Sept. 23)
- Averaged 50.0 yards per punt (six for 300 yards), including three punts of at least 50 yards and two punts downed inside the 20-yard line against North Carolina (Oct. 7)

JUNIOR SEASON (2016)

- Dropped 16 of 54 (29.6 percent) punts inside the opponent's 20-yard line
- Punted 54 times for 2,347 yards
- 15 punts of more than 50 yards with a long of 71
- Forced seven fair catches with three touchbacks
- Registered two punts of at least 50 yards in four different games
- Recorded at least two punts downed inside the 20-yard line in six different games
- Registered three punts downed inside the 20-yard line against both Michigan State (Sept. 17) and USC (Nov. 26)
- Averaged 50.3 yards per punt (six for 302 yards), including three punts of at least 50 yards and three punts downed inside the 20-yard line against Michigan State (Sept. 17)

SOPHOMORE SEASON (2015)

- A first-year playing sophomore who easily won the starting duties at punter and proved to be one of the nation's best punters
- Served as the primary kickoff specialist
- Set a school record (minimum five punts) with his 52.4 per punt average against UMass (Sept. 26)
- Helped significantly at Clemson (Oct. 3) by leaving four of his season-high seven punts inside the Tiger 20-yard line
- Registered three tackles in punt coverage, recording solo stops against UMass and Clemson while sharing one at Stanford (Nov. 28)
- Dropped 21-of-55 (38.2 percent) punts inside the opponent's 20-yard line
- Ranked 15th in the nation in punting with a 44.5 yards per punt average

- Punted 55 times for 2,446 yards
- Allowed just 22 punt returns all season for 194 yards (8.8 yards per return)
- 21 punts of more than 50 yards with a long of 62
- Forced seven fair catches with eight touchbacks
- Kicked off 84 times for a 61.6-yard average with 21 touchbacks
- Registered three punts of at least 50 yards in five different games
- Recorded at least three punts downed inside the 20-yard line in four different games
- Averaged 55.8 yards per punt (four for 223 yards), including three punts of at least 50 yards and one punt downed inside the 20-yard line at Virginia (Sept. 12)

FRESHMAN SEASON (2014)

- Did not see action during the season
- Served as the backup placekicker, punter and kickoff specialist

HIGH SCHOOL AND PERSONAL DATA

- Named to Atlanta Journal-Constitution Georgia Class AAAA all-state squad in 2013
- Handled kicks and punts for Carrollton High School in Carrollton, Georgia
- Connected on all five field-goal attempts as a senior, nine of 11 as a junior in 2012 and three of four as a sophomore
- Hit all 78 PATs as a senior, 52 of 53 as a junior and 22 of 24 as a sophomore
- 76 of 100 kickoffs in 2013 were touchbacks and 142 of 213 in career carried into end zone
- Punted 20 times for 38.65-yard average in 2013
- Helped Carrollton to Georgia Class AAAA title game in 2013 and final 13-2 record
- Kicked 34-yard field goal for 24-14 lead and later hit 23-yarder in 56-35 loss to Griffin in championship game
- Helped Carrollton win semifinal round 46-44 over Marist in four overtimes
- Played in Semper-Fidelis All-American Game in Carson, California
- Graduated in May 2018 with a degree in management consulting, along with a minor in sustainability, from the Mendoza College of Business

NEWSOME'S CAREER STATISTICS

PUNT

Year	NO.	YDS	AVG.	TB	FC	50+	I20	BLK	LONG
2015	55	2,446	44.5	8	7	21	21	0	62
2016	54	2,347	43.5	3	7	15	16	2	71
2017	63	2,749	43.6	4	17	17	19	1	59
Totals	172	7,542	43.8	15	31	53	56	3	71

KICKOFFS

Years	NO.	YDS	AVG.	TB	OB
2015	84	5,175	61.6	21	5
2016	0	0	0.0	0	0
2017	0	0	0.0	0	0
Totals	84	5,175	61.6	21	5

NEWSOME'S GAME-BY-GAME PUNTING STATISTICS

2017	NO.	YDS	AVG	LG	BLK	TB	FC	50+	I20
Temple	2	104	52.0	54	0	0	0	2	0
Georgia	9	424	47.1	59	0	1	3	4	2
at BC	7	323	46.1	57	0	0	3	4	3
at MSU	4	153	38.2	56	0	1	2	1	3
Miami, Ohio	3	112	37.3	43	0	0	2	0	0
at UNC	6	300	50.0	57	0	1	0	3	2
USC	6	250	41.7	50	0	0	0	0	1
NC State	6	242	40.3	47	1	1	2	0	1
Wake Forest	2	87	43.5	44	0	0	0	0	2
at Miami, Fla.	6	235	39.2	50	0	0	4	1	1
Navy	3	109	36.3	45	0	0	1	0	1
at Stanford	5	226	45.2	54	0	0	0	1	1
vs. LSU	4	184	46.0	48	0	0	0	0	1
TOTALS	63	2,749	43.6	59	1	4	17	17	19

2016	NO.	YDS	AVG	LG	BLK	TB	FC	50+	I20
at Texas	7	268	38.3	53	0	0	1	1	2
Nevada	5	224	44.8	53	0	0	1	2	2
MSU	6	302	50.3	71	0	0	3	3	3
Duke	4	188	47.0	58	0	1	0	2	1
vs. Syracuse	5	196	39.2	55	0	0	0	1	1
at NC State	5	217	43.4	69	1	0	0	1	2
Stanford	3	134	44.7	58	0	0	0	1	0
Miami, Fla.	3	130	43.3	52	1	0	1	1	2
vs. Navy	1	32	32.0	32	0	0	0	0	0
vs. Army	0	0	0.0	0	0	0	0	0	0
Virginia Tech	7	266	38.0	65	0	0	1	1	0
at USC	8	390	48.8	62	0	2	0	2	3
TOTALS	54	2,347	43.5	71	2	3	7	15	16

2015	NO.	YDS	AVG	LG	BLK	TB	FC	50+	I20
Texas	4	165	41.2	50	0	1	1	1	3
at Virginia	4	223	55.8	62	0	2	0	3	1
Georgia Tech	5	198	39.6	53	0	0	2	1	2
UMass	5	262	52.4	59	0	3	0	3	1
at Clemson	7	263	37.6	53	0	0	0	1	4
Navy	2	84	42.0	46	0	0	0	0	1
USC	3	109	36.3	44	0	0	0	0	1
at Temple	4	135	33.8	41	0	0	1	0	1
at Pittsburgh	4	207	51.8	57	0	0	0	3	0
Wake Forest	5	220	44.0	54	0	0	1	1	3
vs. BC	4	188	47.0	55	0	1	1	3	3
at Stanford	2	103	51.5	52	0	0	1	2	0
vs. Ohio St.	6	289	48.2	59	0	1	0	3	1
TOTALS	55	2,446	44.5	62	0	8	7	21	21

NEWSOME'S GAME-BY-GAME KICKOFF STATISTICS


2015	NO.	YDS	AVG	TB	OB
Texas	7	426	60.9	0	1
at Virginia	7	427	61.0	3	0
Georgia Tech	6	377	62.8	3	0
UMass	10	624	62.4	2	0
at Clemson	4	248	62.0	0	0
Navy	7	425	60.7	2	0
USC	8	481	60.1	1	1
at Temple	5	317	63.4	2	1
at Pittsburgh	7	434	62.0	2	1
Wake Forest	5	311	62.2	2	1
vs. BC	5	283	56.6	0	0
at Stanford	8	503	62.9	2	0
vs. Ohio St.	5	319	63.8	2	0
TOTALS	84	5,175	61.6	21	5



**29 OVIE
OGHOUFU**
LB • 6' 3", 223 lbs • Freshman
Lathrup Village, Michigan (Harrison)

HIGH SCHOOL AND PERSONAL DATA

- Enrolled at Notre Dame and began taking classes in January 2018
- Selected to participate in Nike's 2017 "The Opening" in Beaverton, Oregon
- Led Harrison High School to a 11-4 record and 2017 Michigan High School Athletic Association Division 3 state runner-up
- Recorded 106 tackles, 31.0 TFLs and 11.0 sacks on defense, and 32 receptions for 529 yards and seven TDs on offense as a senior at Harrison
- 2017 Associated Press Division 3-4 First Team All-State
- 2017 Detroit Free Press All-State Dream Team
- 2017 First Team Oakland Activities Association White Division
- No. 36 outside linebacker nationally and No. 10 player from Michigan by 247Sports.com
- No. 56 outside linebacker nationally and No. 20 player from Michigan by ESPN.com
- No. 36 outside linebacker nationally and No. 9 player from Michigan by Rivals.com
- Attended the same high school of current Notre Dame sophomore defensive lineman Khalid Kareem
- Played for coach John Herrington at Harrison High School
- Enrolled in First Year Studies



**91 ADETOKUNBO
OGUNDEJI**
DL • 6' 4 3/8", 255 lbs • Junior
West Bloomfield, Michigan (Walled Lake Central)

SOPHOMORE SEASON (2017)

- Appeared in five games

FRESHMAN SEASON (2016)

- One of nine scholarship freshmen who did not see the field
- Joined Ian Book, Liam Eichenberg, Tony Jones Jr., Jonathan Jones, Tommy Kraemer, Deon McIntosh, D.J. Morgan and John Shannon as first-year players who helped the Irish on their respective scout teams

HIGH SCHOOL AND PERSONAL DATA:

- Entered Notre Dame at just 17 years of age
- Senior season in 2015 was cut short after just four games due to a knee injury
- Registered 68 tackles, nine sacks, 17 passes defended and four fumble recoveries as a junior in 2014
- Detroit Free Press All-North High School Football honorable mention
- Helped Walled Lake Central to a 9-4 record in 2014 and a run into the Michigan high school playoffs
- No. 100-ranked defensive end by Scout.com, No. 63-ranked defensive end by ESPN.com and No. 42-ranked weak side defensive end by 247Sports.com
- Michigan's No. 18-ranked player by 247Sports, No. 11-ranked player by ESPN and No. 32-ranked player by Rivals
- No. 22-ranked senior player in the state of Michigan by the Lansing State Journal
- Played for coach Bob Meyer at Walled Lake Central High School
- Enrolled in the College of Arts and Letters, majoring in design

OGUNDEJI CAREER STATISTICS

PARTICIPATION

Year	2017	Career
G-GS	5-0	5-0



**42 JULIAN
OKWARA**
DL • 6' 4 1/2", 241 lbs • Junior
Charlotte, North Carolina (Ardrey Kell)

OKWARA'S CAREER HIGHS

- **All-purpose yards:** 5, at North Carolina, Oct. 7, 2017
- **Interceptions:** 1, at North Carolina, Oct. 7, 2017
- **Long interception return:** 5, at North Carolina, Oct. 7, 2017
- **Tackles:** 3, 2x, last at Miami, Fla., Nov. 11, 2017 (2-1)
- **Sacks:** 1, 2x, last vs. LSU, Jan. 1, 2018 (1-0)
- **Tackles for loss:** 1, 4x, last vs. LSU, Jan. 1, 2018 (1-0)
- **Fumbles forced:** 1, at Boston College, Sept. 16, 2017

SOPHOMORE SEASON (2017)

- Appeared in 12 games
- Only missed the Navy contest (Nov. 18)
- Registered 17 tackles, including 10 solo stops, 4.5 tackles for loss, 2.5 sacks, one forced fumble and one interception
- Picked up first career sack against Temple (Sept. 2)
- Recorded three tackles, including one for a loss, and forced a fumble at Boston College (Sept. 16)
- Recorded two solo tackles, three quarterback hurries and one interception at North Carolina (Oct. 7)
- Registered three tackles, one for loss at Miami, Fla. (Nov. 11)
- Collected a sack in the bowl victory over LSU (Jan. 1)

FRESHMAN SEASON (2016)

- Appeared in 11 games for the Irish
- One of nine true freshmen (Julian Love, Devin Studstill, Donté Vaughn, Jalen Elliott, Troy Pride Jr., Daelin Hayes, Chase Claypool and Jamir Jones) who played in at least eight games
- One of eight true freshmen (Julian Love, Devin Studstill, Donté Vaughn, Jalen Elliott, Troy Pride Jr., Daelin Hayes and Jamir Jones) on defense who played in at least eight games
- Saw his first collegiate action at Texas (Sept. 4)
- Recorded four tackles on the season
- Registered his first tackle in the home opener against Nevada (Sept. 10)

HIGH SCHOOL AND PERSONAL DATA

- Moved to United States from Nigeria as a third-grader
- First-team defensive lineman on all-Observer squad by Charlotte Observer for 2015
- Selected to participate in the North Carolina-South Carolina Shrine Bowl
- Registered 84 tackles, 70 solo stops, 11.0 tackles for loss, nine sacks and eight quarterback hurries in 12 games as a senior in 2015
- Added four forced fumbles, one pass defended and one blocked field goal
- Caught four passes for 63 yards (15.8 yards per reception) and two TDs, including a season-long reception of 49 yards
- Recorded 90 tackles, 10 sacks and forced a pair of fumbles as a junior in 2014
- No. 243-ranked player nationally and No. 30-ranked defensive end on Scout.com 300 list
- No. 49-ranked defensive end by ESPN

- No. 298-ranked player in the nation and No. 24-ranked weak side defensive end on 247Sports.com
- No. 18-ranked weak side defensive end on Rivals.com
- No. 303-ranked player on the PrepStar Top 350 Dream Team
- No. 198-ranked player on the Tom Lemming Prep Football Report
- North Carolina's No. 13-ranked player by 247Sports, No. 6-ranked player by Scout, No. 14-ranked player by ESPN and No. 17-ranked player by Rivals
- Played for coach Joe Evans at Ardrey Kell High School
- Younger brother of former Irish defensive line standout and current member of the New York Giants Romeo Okwara '15
- Enrolled in the Mendoza College of Business, majoring in management consulting

OKWARA'S CAREER STATISTICS

PARTICIPATION

Year	2017	2016	Career
G-GS	12-0	11-0	23-0

TACKLES

Year	UA	A	Total	TFL	PD	FF	FR	BLK
2016	2	2	4	0.0-0	0	0	0-0	0
2017	10	7	17	4.5-17	1	1	0-0	0
Total	12	9	21	4.5-17	1	1	0-0	0

INTERCEPTIONS

Year	No.	Yards	TD	LG	Avg/R	Avg/G
2016	0	0	0	0	0.0	0.0
2017	1	5	0	5	5.0	0.4
Total	1	5	0	5	5.0	0.2

ALL PURPOSE

Year	Rush	RCV	PR	KR	IR	Total	Avg/G
2016	0	0	0	0	0	0	0.0
2017	0	0	0	0	5	5	0.4
Total	0	0	0	0	5	5	0.2

SACKS

Year	UA	A	Total	Yards
2016	0	0	0	0
2017	2	1	2.5	11
Totals	2	1	2.5	11

OKWARA'S GAME-BY-GAME STATISTICS

2017	UT-AT	TT	TFL	SCK	FF	FR	INT	PBU	BLK
Temple	1-0	1	1.0-4	1.0-4	0	0-0	0-0	0	0
Georgia	0-0	0	0.0-0	0.0-0	0	0-0	0-0	0	0
at BC	2-1	3	1.0-2	0.0-0	1	0-0	0-0	0	0
at MSU	0-1	1	0.5-1	0.5-1	0	0-0	0-0	0	0
Miami, Ohio	0-0	0	0.0-0	0.0-0	0	0-0	0-0	0	0
at UNC	2-0	2	0.0-0	0.0-0	0	0-0	1-5	0	0
USC	1-1	2	0.0-0	0.0-0	0	0-0	0-0	0	0
NC State	1-1	2	0.0-0	0.0-0	0	0-0	0-0	0	0
Wake Forest	0-2	2	0.0-0	0.0-0	0	0-0	0-0	0	0
at Miami, Fla.	2-1	3	1.0-4	1.0-4	0	0-0	0-0	0	0
Navy	Did Not Play								
at Stanford	0-0	0	0.0-0	0.0-0	0	0-0	0-0	0	0
vs. LSU	1-0	1	1.0-6	1.0-6	0	0-0	0-0	0	0
Totals	10-7	17	4.5-17	2.5-11	1	0-0	1-5	0	0

* Games Started



30 JEREMIAH OWUSU-KORAMOAH

LB • 6' 1 1/2", 215 lbs • Sophomore
Hampton, Virginia (Bethel)

FRESHMAN SEASON (2017)

- One of 10 scholarship freshmen who spent the season on scout team and did not see the field
- Joined David Adams, Jafar Armstrong, Aaron Banks, Avery Davis, Darnell Ewell, Dillan Gibbons, Josh Lugg, Kofi Wardlow and Drew White as rookies who helped the Irish on their scout teams

HIGH SCHOOL AND PERSONAL DATA

- 2016 First Team Virginia High School League All-State
- No. 83 safety by Scout.com
- No. 31 athlete by 247Sports.com
- No. 28 safety by ESPN.com
- No. 40 safety by Rivals.com
- Virginia's No. 29-ranked player by Scout.com, No. 17-ranked player by 247Sports, No. 15-ranked player by ESPN and No. 18-ranked player by Rivals
- Played for coach William Beverley at Bethel
- Enrolled in the College of Arts and Letters



55 JARRETT PATTERSON

OL • 6' 4 1/2", 290 lbs • Freshman
Laguna Hills, California (Mission Viejo)

HIGH SCHOOL AND PERSONAL DATA

- No. 368-ranked overall player nationally, No. 25 offensive tackle nationally and No. 46 player from California by 247Sports.com
- No. 27 offensive tackle nationally and No. 48 player from California by ESPN.com
- No. 29 offensive tackle nationally and No. 49 player from California by Rivals.com
- Named to 2017 USA Today American Family Insurance All-USA California Football Team
- 2017 First Team All-California Interscholastic Federation Division I
- 2017 First Team Cal-Hi Sports All-State
- 2017 Los Angeles Times Football All-Star
- 2017 First Team All-Orange County
- 2017 First Team All-South Coast League
- 2016 First Team All-California Interscholastic Federation Division I
- 2016 Second Team Cal-Hi Sports All-State
- 2016 First Team All-Orange County
- 2016 First Team All-South Coast League
- Mission Viejo registered a 51-4 record over his four-year varsity career
- Helped Mission Viejo to the 2015 California Interscholastic Federation Division 1-AA Championship
- Played for coach Bob Johnson at Mission Viejo
- Enrolled in First Year Studies



32 PATRICK PELINI


5' 6" 1", 190 lbs • Sophomore
Youngstown, Ohio (Cardinal Mooney)

FRESHMAN SEASON (2017)

- Did not see any game action during the season
- Aided the Notre Dame defensive scout team

HIGH SCHOOL AND PERSONAL DATA

- Played at powerhouse Cardinal Mooney High School
- Tallied 40 tackles, picked off four passes and returned two for TDs
- 2016 Third Team Associated Press Division III/IV All-Ohio
- Son of Bo Pelini, Nebraska's head coach from 2008-14 and current head coach at Youngstown State -- who reached the 2017 Football Championship Subdivision title game
- Attended the same high school as former Notre Dame safeties Kyle ('09) and Dan ('13) McCarthy
- Enrolled in the Mendoza College of Business



62 LOGAN PLANTZ

OL • 6' 2 3/8", 284 lbs • Senior
Frankfort, Illinois (Providence Catholic)

JUNIOR SEASON (2017)


- Played in two games (Miami, Ohio and USC)

SOPHOMORE SEASON (2016)

- Practiced for the Irish but did not participate in games
- Helped the Notre Dame offensive scout team during game preparation

HIGH SCHOOL AND PERSONAL DATA

- Walk-on transferred to Notre Dame in January 2016 from Holy Cross College
- Graduated from Providence Catholic High School in New Lenox, Illinois in 2014
- Spent the fall of 2014 at East Coast Prep, a one semester post graduate program for athletes intent on reaching the next level in their development
- 2013 Chicago Tribune All-Illinois Second Team
- As a senior in 2013, anchored an offensive line that allowed just four sacks all season
- Illinois High School Association Class 6A All-State
- 2013 Football Blue Division All-Chicago Catholic League
- Son of former Notre Dame offensive lineman Ron Plantz '86 and brother of former Irish running back and current special teams analyst Tyler Plantz '14
- Played for coach Mark Coglianese at Providence Catholic High School
- Graduated in May 2018 with a degree in political science from the College of Arts and Letters



5 TROY PRIDE JR.

CB • 5' 11 1/2", 190 lbs • Junior
Greer, South Carolina (Greer Senior)

PRIDE'S CAREER HIGHS

- **All-purpose yards:** -2, Miami, Fla., Oct. 29, 2016
- **Punt returns:** 1, Miami, Fla., Oct. 29, 2016
- **Punt return yards:** -2, Miami, Fla., Oct. 29, 2016
- **Interceptions:** 1, Navy, Nov. 18, 2017
- **Tackles:** 6, Navy, Nov. 18, 2017
- **Tackles for loss:** 1.0, Navy, Nov. 18, 2017 (1-0)
- **Fumbles Recovered:** 1, at USC, Nov. 26, 2016
- **Pass breakups:** 1, 2x last Nov. 18, 2017

SOPHOMORE SEASON (2017)

- Appeared in 12 games and started four contests
- Started Miami, Fla. (Nov. 11), Navy (Nov. 18), Stanford (Nov. 25) and LSU (Jan. 1)
- Recorded 22 tackles, including 14 solo stops and one tackle for loss
- Added three passes defended and one interception
- Registered a career-best six tackles, including one for loss, and added an interception and pass breakup vs. Navy (Nov. 18)
- Collected four tackles against both USC (Oct. 21) and Wake Forest (Nov. 4)

FRESHMAN SEASON (2016)

- Appeared in eight games for the Irish and started three contests
- Started vs. Stanford (Oct. 15), Miami, Fla. (Oct. 29) and USC (Nov. 29)
- Recorded 12 tackles on the season, including 10 solo stops
- One of 10 true freshmen (Julian Love, Devin Studstill, Donte Vaughn, Jalen Elliott, Julian Okwara, Daelin Hayes, Kevin Stepherson, Chase Claypool and Jamir Jones) who played in at least eight games
- One of eight true freshmen (Julian Love, Devin Studstill, Donte Vaughn, Jalen Elliott, Julian Okwara, Daelin Hayes and Jamir Jones) on defense who played in at least eight games
- One of seven true freshmen (Julian Love, Devin Studstill, Donte Vaughn, Jalen Elliott, Daelin Hayes and Chase Claypool) to register at least 11 tackles
- One of four true freshmen (Julian Love, Devin Studstill and Donte Vaughn) to start on defense
- One of five freshmen defensive backs (Jalen Elliott, Julian Love, Devin Studstill and Donte Vaughn) that not only played significant snaps but totaled 131 tackles -- the most in Irish single-season history by a rookie class in the secondary
- Recorded a then career-best five tackles vs. Miami, Fla. (Oct. 29)
- Also registered tackles vs. Syracuse (Oct. 1), Stanford (Oct. 15), Army (Nov. 12) and USC (Nov. 26)
- Recovered a fumble at USC (Nov. 29)

HIGH SCHOOL AND PERSONAL DATA

- One of the top cornerbacks in the 2015 recruiting class
- Led Greer Senior High School to an undefeated regular season (10-0) and ultimate 11-1 record as a senior in 2015
- Helped Greer Senior to back-to-back perfect, 10-win regular seasons for the first time in school history and four consecutive Region II-AAA titles
- Selected to participate in the 2016 Blue-Grey All-American Bowl in Jacksonville, Florida
- Picked off two passes, including a 58-yard return for TD, en route to defensive MVP honors and helped the Grey defeat the Blue, 28-14
- 2015 American Family Insurance All-USA South Carolina Football First Team
- 2015 Region II-AAA Player of the Year
- Versatile athlete recorded 41 receptions for 848 yards (20.7 yards per reception) and 13 TDs; 183 rushing yards with three TDs, 437 combined kickoff-punt return yards and three TDs; and three interceptions, one of which he returned for a TD as a senior in 2015
- No. 176-ranked player nationally and No. 16-ranked cornerback on Scout.com 300 list
- No. 91-ranked cornerback by ESPN
- No. 241-ranked player in the nation and No. 23-ranked cornerback on 247Sports.com
- No. 23-ranked cornerback on Rivals.com
- No. 232-ranked player on the Tom Lemming Prep Football Report
- South Carolina's No. 4-ranked player by 247Sports, No. 2-ranked player by Scout, No. 26-ranked player by ESPN and No. 4-ranked player by Rivals
- Played for coach Will Young at Greer Senior High School
- Enrolled in the College of Arts and Letters, majoring in film, television and theatre

PRIDE'S CAREER STATISTICS

PARTICIPATION

Year	2017	2016	Career
G-GS	12-4	8-3	20-7

TACKLES

Year	UA	A	Total	TFL	PD	FF	FR	BLK
2016	10	2	12	0.0-0	0	0	1-0	0
2017	14	8	22	1.0-2	3	0	0-0	0
Total	24	10	34	1.0-2	3	0	1-0	0

INTERCEPTIONS

Year	No.	Yards	TD	LG	Avg/R	Avg/G
2016	0	0	0	0	0.0	0.0
2017	1	-5	0	0	-5.0	-0.4
Total	1	-5	0	0	-5.0	-0.3

PRIDE'S GAME-BY-GAME STATISTICS

2017	UT-AT	TT	TFL	SCK	FF	FR	INT	PBU	BLK
Temple	1-0	1	0.0-0	0.0-0	0	0-0	0-0	0	0
Georgia	Did Not Play								
at BC	0-0	0	0.0-0	0.0-0	0	0-0	0-0	0	0
at MSU	2-0	2	0.0-0	0.0-0	0	0-0	0-0	0	0
Miami, Ohio	0-0	0	0.0-0	0.0-0	0	0-0	0-0	0	0
at UNC	0-0	0	0.0-0	0.0-0	0	0-0	0-0	0	0
USC	3-1	4	0.0-0	0.0-0	0	0-0	0-0	0	0
NC State	0-1	1	0.0-0	0.0-0	0	0-0	0-0	0	0
Wake Forest	2-2	4	0.0-0	0.0-0	0	0-0	0-0	1	0
*at Miami, Fla.	1-1	2	0.0-0	0.0-0	0	0-0	0-0	0	0
*Navy	4-2	6	1.0-2	0.0-0	0	0-0	1-(-5)	1	0
*at Stanford	1-1	2	0.0-0	0.0-0	0	0-0	0-0	0	0
*vs. LSU	0-0	0	0.0-0	0.0-0	0	0-0	0-0	0	0
Totals	14-8	22	1.0-2	0.0-0	0	0-0	1-(-5)	2	0

2016	UT-AT	TT	TFL	SCK	FF	FR	INT	PBU	BLK
at Texas	Did Not Play								
Nevada	Did Not Play								
MSU	Did Not Play								
Duke	Did Not Play								
vs. Syracuse	0-1	1	0.0-0	0.0-0	0	0-0	0-0	0	0
at NC State	0-0	0	0.0-0	0.0-0	0	0-0	0-0	0	0
*Stanford	1-0	1	0.0-0	0.0-0	0	1-0	0-0	0	0
*Miami, Fla.	5-0	5	0.0-0	0.0-0	0	0-0	0-0	0	0
vs. Navy	0-0	0	0.0-0	0.0-0	0	0-0	0-0	0	0
vs. Army	0-1	1	0.0-0	0.0-0	0	0-0	0-0	0	0
Virginia Tech	0-0	0	0.0-0	0.0-0	0	0-0	0-0	0	0
*at USC	4-0	4	0.0-0	0.0-0	0	1-0	0-0	0	0
Totals	10-2	12	0.0-0	0.0-0	0	1-0	0-0	0	0

*Games Started



37 ROBERT REGAN

LB • 6' 2 3/8", 213 lbs • Senior
Darien, Illinois (Hinsdale South)

REGAN'S HONORS & AWARDS

- Notre Dame WOPU Player of the Year (2017)

REGAN'S CAREER HIGHS

- **Tackles:** 2, 3x last Wake Forest, Nov. 4, 2017

JUNIOR SEASON (2017)

- Saw action in nine games with the majority of his playing time on multiple special teams units
- Tied for third on the squad with seven kickoff-return tackles
- Seventh on the team with seven special-teams tackles
- Registered two tackles against Miami, Ohio (Sept. 30), USC (Oct. 21) and Wake Forest (Nov. 4)

SOPHOMORE SEASON (2016)

- Practiced for the Irish but did not participate in games
- Helped the Notre Dame offensive scout team during game preparation
- Served as the scout team's option quarterback during preparation for Navy

FRESHMAN SEASON (2015)

- Helped the Notre Dame offensive scout team during game preparation
- Served as the scout team's option quarterback during preparation for Navy

HIGH SCHOOL AND PERSONAL DATA

- Led Hinsdale South to the second round of the 2014 Illinois 6A state playoffs
- Accounted for 1,765 yards of total offense (847 yards rushing, 918 yards passing) and 25 TDs while running a read-option offense as a senior in 2014
- Illinois High School Football Coaches' Association Class 6A Academic All-State Team
- Enrolled in the College of Engineering, majoring in chemical engineering

REAGAN'S CAREER STATISTICS

PARTICIPATION

Year	2017	2016	Career
G-GS	9-0	0-0	9-0

TACKLES

Year	UA	A	Total	TFL	PD	FF	FR	BLK
2016	0	0	0	0.0-0	0	0	0-0	0
2017	4	3	7	0.0-0	0	0	0-0	0
Total	4	3	10	0.0-0	0	0	0-0	0



42 JEFF RINEY

P • 5' 10 3/4", 181 lbs • Senior
Katy, Texas (Seven Lakes)

RINEY'S CAREER HIGHS

- **Punt attempts:** 1, Miami, Ohio, Sept. 30, 2017
- **Punt yards:** 20, Miami, Ohio, Sept. 30, 2017
- **Longest punt:** 20, Miami, Ohio, Sept. 30, 2017
- **Punt average:** 20.0, Miami, Ohio, Sept. 30, 2017

JUNIOR SEASON (2017)

- Saw action in one game (Miami, Ohio)
- Punted once for 20 yards

SOPHOMORE SEASON (2016)

- Did not see any game action during the season
- Reserve punter

FRESHMAN SEASON (2015)

- Did not see any game action during the season
- Reserve punter


HIGH SCHOOL AND PERSONAL DATA

- 2014 Texas High School Coaches Association All-State Football Academic First Team
- Enrolled in the College of Engineering, majoring in mechanical engineering

RINEY'S CAREER STATISTICS

PUNT

Year	NO.	YDS	AVG.	TB	FC	50+	I20	BLK	LONG
2017	1	20	20.0	0	0	0	0	0	20



17 ISAIAH ROBERTSON

LB • 6' 1 1/2", 215 lbs • Sophomore
Bolingbrook, Illinois (Neuqua Valley)

ROBERTSON'S CAREER HIGHS

- **Tackles:** 2, 2x last Wake Forest, Nov. 4, 2017 (0-2)

FRESHMAN SEASON (2017)

- Saw action in 12 games with the majority of his playing time on multiple special teams units
- Tied for eighth on the team with four special-teams tackles
- Tied for ninth on the squad with four kickoff-return tackles
- Registered two tackles against both Michigan State (Sept. 23) and Wake Forest (Nov. 4)

HIGH SCHOOL AND PERSONAL DATA

- Enrolled at Notre Dame in January 2017
- Led Neuqua Valley to a 8-2 record as a senior in 2016
- Helped Neuqua Valley qualify for the 2016 Illinois Class 8A High School Football playoffs
- Registered 50 tackles, two fumble recoveries and an interception
- Added 29 receptions for 380 yards and four TDs
- Limited during his senior season in 2016 with a hamstring injury
- Named 2016 American Family Insurance First Team ALL-USA Illinois
- Two-time Naperville Sun All-Area First Team
- 2016 First Team Chicago Tribune Preps Plus All-State
- No. 30 safety by Scout.com
- No. 276-ranked overall player and No. 24 safety by 247Sports.com
- No. 117 wide receiver by ESPN.com
- No. 202-ranked overall player and No. 18 athlete by Rivals.com
- Illinois' No. 6-ranked player by Scout.com, No. 5-ranked player by 247Sports, No. 10-ranked player by ESPN and No. 4-ranked player by Rivals
- Four-star member of the PrepStar Top 350 Dream Team, ranked as the No. 330 player in the class of 2017 and the No. 48 wide receiver
- Played for coach Bill Ellinghaus at Neuqua Valley
- Enrolled in the College of Arts and Letters, majoring in film, television and theatre

ROBERTSON'S CAREER STATISTICS

PARTICIPATION

Year	2017	Career
G-GS	12-0	12-0

TACKLES

Year	UA	A	Total	TFL	PD	FF	FR	BLK
2017	3	5	8	0.0-0	0	0	0-0	0



57 TREVOR RUHLAND

OL • 6' 3 5/8", 295 lbs • Senior
Cary, Illinois (Cary-Grove Community)

JUNIOR SEASON (2017)

- Played in five games as a reserve offensive lineman

SOPHOMORE SEASON (2016)

- Played in nine games as a reserve offensive lineman

FRESHMAN SEASON (2015)

- One of 10 scholarship freshmen who spent the season on scout team and did not see the field
- Joined Elijah Taylor, Asmar Bilal, Brandon Tiasum, Tristen Hoge, Ashton White, Shaun Crawford, Micah Dew-Treadway and Miles Boykin as rookies who helped the Irish on their scout teams

HIGH SCHOOL AND PERSONAL DATA

- Named to USA Today American Family Insurance All-USA Illinois Football Team as offensive lineman
- No. 288 player in nation on ESPN 300 list
- No. 289 player nationally on PrepStar Top 300 list
- No. 24 offensive guard nationally by ESPN, No. 30 offensive guard by 247Sports and No. 36 offensive guard by Scout.com
- No. 267 player nationally on Tom Lemming's Top 300 list
- Named to first units on Chicago Tribune and Champaign News-Gazette Illinois all-state football teams as senior
- Selected to first team of Chicago Sun-Times all-area squad
- Selected to Illinois High School Football Coaches Association all-state squad as senior
- Played guard on offensive line as senior in 2014 for Cary-Grove Community High School in Cary, Illinois
- Helped Cary-Grove Community to Illinois Class 7A state title game, losing 31-28 to Providence Catholic
- Named all-Fox Valley Conference as senior
- Enrolled in the Mendoza College of Business, majoring in management consulting



38 CHRISTOPHER SCHILLING

5' 5" 11 1/8", 212 lbs • Junior
Overland Park, Kansas (St. Thomas Aquinas)

SOPHOMORE SEASON (2017)

- Practiced for the Irish but did not participate in games
- Helped the Notre Dame defensive scout team during game preparation

FRESHMAN SEASON (2016)

- Did not see any game action during the season
- Helped the Notre Dame defensive scout team during game preparation

HIGH SCHOOL AND PERSONAL DATA

- 2015 First Team All-Eastern Kansas League
- 2015 Kpreps Class 5A All-Kansas Team
- Registered 56 tackles, six for loss, three interceptions and 14 PBUs as a senior in 2015
- 2014 Kpreps Class 5A All-Kansas Team
- Registered 74.5 tackles, two for loss, five interceptions and 23 PBUs as a junior in 2014
- Enrolled in the Mendoza College of Business, majoring in finance with a double minor in collaborative innovation and innovation and entrepreneurship



54 JOHN SHANNON

LS • 6' 2", 235 lbs • Junior
Lake Forest, Illinois (Loyola Academy)

SHANNON'S CAREER HIGHS

- **Tackles:** 1, 2x last at Stanford, Nov. 25, 2017 (1-0)

SOPHOMORE SEASON (2017)

- Started all 13 games as long snapper
- Perfect on 138 snapping opportunities, including 55 extra points, 18 field goals and 65 punts

FRESHMAN SEASON (2016)

- Did not see any action with the Irish

HIGH SCHOOL AND PERSONAL DATA

- Widely considered the top long snapper in the 2015 recruiting class
- Helped Loyola Academy to a No. 18 final national ranking by MaxPreps Xcellent 25 and No. 1 final ranking in the state of Illinois by MaxPreps
- Part of a Loyola Academy squad that finished 14-0 and captured the 2015 Illinois High School Association Class 8A Championship
- Selected to participate in the 2015 U.S. Army All-American Bowl in San Antonio, Texas
- One of 15 semifinalists for the 2015 Chris Rubio Award, which is presented to the nation's top long snapper
- No. 1-ranked long snapper by Scout.com and No. 1-ranked long snapper by 247Sports.com
- Grandfather, Dan, was a four-year starter (1951-54) and Sporting News All-American linebacker for the Irish as a senior
- Played for coach John Holecsek at Loyola Academy
- Enrolled in the College of Arts and Letters, majoring in economics

SHANNON'S CAREER STATISTICS

PARTICIPATION

Year	2017	Career
G-GS	12-0	12-0

TACKLES

Year	UA	A	Total	TFL	PD	FF	FR	BLK
2017	1	1	2	0.0-0	0	0	0-0	0



27 ARION SHINAUER

WR • 6' 1 1/4", 186 lbs • Junior
Carmel, Indiana (Guerin Catholic)

SOPHOMORE SEASON (2017)

- Made Irish debut against USC (Oct. 21)
- Helped the Notre Dame offensive scout team during game preparation

FRESHMAN SEASON (2016)

- Did not see any game action during the season
- Helped the Notre Dame offensive scout team during game preparation

HIGH SCHOOL AND PERSONAL DATA

- Three-year letter winner at Guerin Catholic High School
- Served as a team-captain as a senior in 2015
- Caught 25 passes for 445 yards and three TDs, including an 85-yard score, as a senior in 2015
- Caught 33 passes for 445 yards and three TDs as a junior in 2014
- 2015 Indiana Football Coaches Association Academic All-State
- Enrolled in the Mendoza College of Business, majoring in finance



33 SHAYNE SIMON

LB • 6' 2 3/4", 222 lbs • Freshman
West Orange, New Jersey (St. Peter's Prep)

HIGH SCHOOL AND PERSONAL DATA

- Selected to participate in the 2018 U.S. Army All-American Bowl in San Antonio, Texas
- Participated in Nike's 2017 "The Opening" in Beaverton, Oregon
- One of four finalists for the Felix "Doc" Blanchard Award, which recognizes a player on the U.S. Army All-American Bowl East roster "who exhibit prowess in the classroom and the field"
- Led St. Peter's Prep to a 9-3 record and 2017 New Jersey State Interscholastic Athletic Association Non-Public Group 4 state championship game
- High school teammate of fellow signees Jayson Ademilola and Justin Ademilola
- Named 2017 NJ.com First Team All-Non Public School
- Registered 108 tackles, 23 tackles for loss, six sacks and nine interceptions over his junior and senior seasons at St. Peter's Prep
- Recorded 1,431 receiving yards and nine TDs
- 2017 North Jersey Super Football Conference First Team
- 2017 NJ.com First Team All-State
- 2017 News12 First Team All-New Jersey
- 2017 Hudson Reporter Defensive Player of the Year
- 2017 Hudson Reporter First Team All-Area
- Semifinalist for the 2017 Butkus Award presented to the top high school linebacker in the country
- No. 132-ranked overall player nationally, No. 7 outside linebacker nationally and No. 4 player from New Jersey by 247Sports.com
- No. 173-ranked overall player nationally, No. 15 safety nationally and No. 3 player from New Jersey by ESPN.com
- No. 159-ranked overall player nationally, No. 12 outside linebacker nationally and No. 4 player from New Jersey by Rivals.com
- Led St. Peter's Prep to a 8-4 record and 2016 New Jersey State Interscholastic Athletic Association Non-Public Group 4 state championship game
- Four-star member of the PrepStar Top 300 Dream Team, ranked as the No. 131 player in the class of 2018 and the No. 11 safety
- Played for coach Rich Hansen at St. Peter's Prep
- Enrolled in First Year Studies



34 JAHMIR SMITH

RB • 5' 11", 205 lbs • Freshman
Sanford, North Carolina (Lee County)

HIGH SCHOOL AND PERSONAL DATA

- Enrolled at Notre Dame and began taking classes in January 2018
- Led Lee County to an undefeated regular season and 12-1 record in 2017
- Rushed for 728 yards and 27 TDs as a senior at Lee County High School in 2017
- Rushed for 2,130 yards and 40 TDs on 317 carries as a junior at Lee County High School in 2016
- Ran for at least 100 yards in 11 of 13 games in 2016
- Selected to the 2017 North Carolina-South Carolina Shrine Bowl
- No. 26 running back nationally and No. 21 player from North Carolina by 247Sports.com
- No. 36 running back nationally and No. 25 player from North Carolina by ESPN.com
- No. 20 running back nationally and No. 16 player from North Carolina by Rivals.com
- Played for coach Burton Cates at Lee County
- Enrolled in First Year Studies



51 DEVYN SPRUELL

LB • 6' 2 1/4", 240 lbs • Senior
Warren, New Jersey (Watchung Hills)

JUNIOR SEASON (2017)

- Did not see any game action during the season
- Helped the Notre Dame defensive scout team during game preparation

SOPHOMORE SEASON (2016)

- Did not see any game action during the season
- Helped the Notre Dame defensive scout team during game preparation

FRESHMAN SEASON (2015)

- Did not see any game action during the season
- Helped the Notre Dame defensive scout team during game preparation

HIGH SCHOOL AND PERSONAL DATA

- Three-year letter winner at Watchung Hills High School
- Registered 214 career tackles, 10 for loss, five sacks, five passes defended, two interceptions, two fumble recoveries and two forced fumbles
- Collected 21 career receptions for 354 yards and two TDs
- 2014 All-New Jersey Honorable Mention Football Team
- Son of 1987 Notre Dame co-captain/offensive tackle Byron Spruell, who earned a degree in mechanical engineering before receiving his MBA and now serves as the NBA President of League Operations
- Enrolled in the Mendoza College of Business, majoring in business analytics



14 DEVIN STUDSTILL

S • 6' 0 1/4", 200 lbs • Junior
Riviera Beach, Florida (Palm Beach Gardens)

STUDSTILL'S CAREER HIGHS

- **All-purpose yards:** 30, Michigan State, Sept. 17, 2016
- **Interceptions:** 1, Michigan State, Sept. 17, 2016
- **Long interception return:** 30, Michigan State, Sept. 17, 2016
- **Tackles:** 6, Duke, Sept. 24, 2016 (3-3)
- **Tackles for loss:** 1.0, at NC State, Oct. 8, 2016 (1-0)
- **Fumbles forced:** 1, at NC State, Oct. 8, 2016

SOPHOMORE SEASON (2017)

- Appeared in all 11 games
- Did not play against Miami, Fla. (Nov. 4) and Stanford (Nov. 25)
- Registered 18 tackles, including six solo stops
- Recorded season-high four tackles against both Temple (Sept. 2) and Boston College (Sept. 16)

FRESHMAN SEASON (2016)

- Appeared in all 12 games for the Irish and started nine
- One of 10 true freshmen (Julian Love, Troy Pride Jr., Donte Vaughn, Jalen Elliott, Julian Okwara, Daelin Hayes, Kevin Stepherson, Chase Claypool and Jamir Jones) who played in at least eight games
- One of eight true freshmen (Julian Love, Troy Pride Jr., Donte Vaughn, Jalen Elliott, Julian Okwara, Daelin Hayes and Jamir Jones) on defense who played in at least eight games
- One of seven true freshmen (Julian Love, Troy Pride Jr., Donte Vaughn, Jalen Elliott, Daelin Hayes and Chase Claypool) to register at least 11 tackles
- One of four true freshmen (Julian Love, Troy Pride Jr. and Donte Vaughn) to start on defense
- One of five freshmen defensive backs (Jalen Elliott, Julian Love, Troy Pride Jr. and Donte Vaughn) that not only played significant snaps but totaled 131 tackles -- the most in Irish single-season history by a rookie class in the secondary
- Registered 38 tackles, including 28 solo stops
- Recorded an interception and returned 30 yards against Michigan State (Sept. 17)
- Registered a career-high six tackles against Duke (Sept. 24)
- Picked up a tackle for a loss and forced fumble against Stanford (Oct. 15)

HIGH SCHOOL AND PERSONAL DATA

- Enrolled at Notre Dame and began taking classes in January
- Participated in 2016 spring drills with the Fighting Irish
- Three-year starter at Palm Beach Gardens High School in Palm Beach Gardens, Florida
- Helped lead Palm Beach Gardens to a 7-4 record and district championship in 2015
- 2015 Associated Press Florida All-State Class 7A Second Team
- 2015 Sun-Sentinel large-school Defensive Player of the Year
- No. 4-ranked high school prospect by the Palm Beach Post
- Father, Darren, played quarterback at West Virginia (1990-93) and was drafted in the sixth round (191st overall) of the 1994 NFL Draft as a defensive back by the Dallas Cowboys
- Hails from the same high school as rising sophomore linebacker Te'von Coney
- No. 93-ranked cornerback by Scout.com, No. 55-ranked safety by ESPN.com, No. 12-ranked safety by 247Sports.com and No. 45-ranked athlete by Rivals.com
- Played for coach Rob Freeman at Palm Beach Gardens High School
- Enrolled in the College of Arts and Letters, majoring in sociology

STUDSTILL'S CAREER STATISTICS

PARTICIPATION

Year	2017	2016	Career
G-GS	11-0	12-9	23-9

TACKLES

Year	UA	A	Total	TFL	PD	FF	FR	BLK
2016	28	10	38	1.0-2	1	1	0-0	0
2017	6	12	18	0.0-0	0	0	0-0	0
Total	34	22	56	1.0-2	1	1	0-0	0

INTERCEPTIONS

Year	No.	Yards	TD	LG	Avg/R	Avg/G
2016	1	30	0	30	30.0	2.5
2017	0	0	0	0	0.0	0.0
Total	1	30	0	30	30.0	1.3

STUDSTILL'S GAME-BY-GAME STATISTICS

2017	UT-AT	TT	TFL	SCK	FF	FR	INT	PBU	BLK
Temple	0-4	4	0.0-0	0.0-0	0	0-0	0-0	0	0
Georgia	2-1	3	0.0-0	0.0-0	0	0-0	0-0	0	0
at BC	2-2	4	0.0-0	0.0-0	0	0-0	0-0	0	0
at MSU	0-0	0	0.0-0	0.0-0	0	0-0	0-0	0	0
Miami, Ohio	Did Not Play								
at UNC	0-1	1	0.0-0	0.0-0	0	0-0	0-0	0	0
USC	1-0	1	0.0-0	0.0-0	0	0-0	0-0	0	0
NC State	0-0	0	0.0-0	0.0-0	0	0-0	0-0	0	0
Wake Forest	0-0	0	0.0-0	0.0-0	0	0-0	0-0	0	0
at Miami, Fla.	0-2	2	0.0-0	0.0-0	0	0-0	0-0	0	0
Navy	1-0	1	0.0-0	0.0-0	0	0-0	0-0	0	0
at Stanford	Did Not Play								
vs. LSU	0-2	2	0.0-0	0.0-0	0	0-0	0-0	0	0
Totals	6-12	18	0.0-0	0.0-0	0	0-0	0-0	0	0

2016	UT-AT	TT	TFL	SCK	FF	FR	INT	PBU	BLK
at Texas	3-1	4	0.0-0	0.0-0	0	0-0	0-0	0	0
*Nevada	3-0	3	0.0-0	0.0-0	0	0-0	0-0	0	0
*MSU	2-0	2	0.0-0	0.0-0	0	0-0	1-30	0	0
*Duke	3-3	6	0.0-0	0.0-0	0	0-0	0-0	0	0
*vs. Syracuse	1-1	2	0.0-0	0.0-0	0	0-0	0-0	0	0
*at NC State	4-1	5	1.0-2	0.0-0	1	0-0	0-0	0	0
Stanford	3-0	3	0.0-0	0.0-0	0	0-0	0-0	0	0
*Miami, Fla.	1-1	2	0.0-0	0.0-0	0	0-0	0-0	0	0
*vs. Navy	1-3	4	0.0-0	0.0-0	0	0-0	0-0	0	0
vs. Army	0-0	0	0.0-0	0.0-0	0	0-0	0-0	0	0
*Virginia Tech	4-0	4	0.0-0	0.0-0	0	0-0	0-0	0	0
*at USC	3-0	3	0.0-0	0.0-0	0	0-0	0-0	0	0
Totals	28-10	38	1.0-2	0.0-0	1	0-0	1-30	0	0

* Games Started



33 KEENAN SWEENEY
RB/FB • 6' 0", 237 lbs • Graduate
Snellville, Georgia (Brookwood)

SENIOR SEASON (2017)

- Played in six games
- SEC Academic Honor Roll and Academic Top Tiger

JUNIOR SEASON (2016)

- Received a scholarship during preseason camp
- Played in three games
- SEC Academic Honor Roll

SOPHOMORE SEASON (2015)

- Did not see any game action during the season
- SEC Academic Honor Roll and Academic Top Tiger

FRESHMAN SEASON (2014)

- Redshirted for the Tigers as a walk-on
- SEC Academic Honor Roll and Academic Top Tiger

HIGH SCHOOL AND PERSONAL DATA

- Two-year starter at Brookwood High School
- Gwinnett County all-star game participant
- State finalist in swimming
- Son of 1983 Notre Dame fullback John Sweeney, who earned a degree in pre-professional studies before attending medical school and now serves as the Surgeon-in-Chief at Emory University School of Medicine in Georgia
- Six siblings: Allyson, Conor, Aidan, Devan, Tegan and Reagan
- Allyson swam for Texas A&M, Conor swam at Georgia, Aidan swam at Georgia and Notre Dame, and Devan swam at Missouri
- Working toward Master's Degree in global health



**95 MYRON
TAGOVAILOA-AMOSA**
DL • 6' 2 1/2" • 285 lbs • Sophomore
Ewa Beach, HI (Kapolei)

TAGOVAILOA-AMOSA'S CAREER HIGHS

- **Tackles:** 3, 2x last Navy, Nov. 18, 2017 (2-1)
- **Tackles for loss:** 1.0, Temple, Sept. 2, 2017 (1-0)

FRESHMAN SEASON (2017)

- Appeared in all 13 games
- Registered 12 tackles, including seven solo stops and 1.5 tackles for loss
- Recorded three tackles against both Temple (Sept. 2) and Navy (Nov. 18)
- Collected a tackle for loss against Temple (Sept. 2) and half tackle for loss against Georgia (Sept. 9)

HIGH SCHOOL AND PERSONAL DATA

- Led Kapolei to the semifinals of the 2016 First Hawaiian Bank/Hawaii High School Athletic Association Football State Championships
- Kapolei posted a 10-3 record in 2016
- Recorded 34 TFLs and 18 sacks as a senior
- 2016 Honolulu Star-Advertiser All-State
- Named 2016 American Family Insurance First Team ALL-USA Hawai'i
- 2016 Oahu Interscholastic Association Division I Red Defensive Player of the Year
- No. 127 defensive end by Scout.com
- No. 18 strong-side defensive end by 247Sports.com
- No. 45 defensive tackle by ESPN.com
- No. 39 defensive tackle by Rivals.com
- Hawai'i's No. 13-ranked player by Scout.com, No. 3-ranked player by 247Sports, No. 3-ranked player by ESPN and No. 4-ranked player by Rivals
- Played for coach Darren Hernandez at Kapolei
- Played in the inaugural 2016 Polynesian Bowl
- Enrolled in the Mendoza College of Business

TAGOVAILOA-AMOSA'S CAREER STATISTICS

PARTICIPATION

Year	2017
G-GS	13-0

TACKLES

Year	UA	A	Total	TFL	PD	FF	FR	BLK
2017	7	5	12	0.0-0	0	0	0-0	0

TAGOVAILOA-AMOSA'S GAME-BY-GAME STATISTICS

2017	UT-AT	TT	TFL	SCK	FF	FR	INT	PBU	BLK
Temple	2-1	3	1.0-5	0.0-0	0	0	0-0	0-0	0
Georgia	0-1	1	0.5-1	0.0-0	0	0	0-0	0-0	0
at BC	0-0	0	0.0-0	0.0-0	0	0	0-0	0-0	0
at MSU	0-0	0	0.0-0	0.0-0	0	0	0-0	0-0	0
Miami, Ohio	0-0	0	0.0-0	0.0-0	0	0	0-0	0-0	0
at UNC	0-0	0	0.0-0	0.0-0	0	0	0-0	0-0	0
USC	0-0	0	0.0-0	0.0-0	0	0	0-0	0-0	0
NC State	0-0	0	0.0-0	0.0-0	0	0	0-0	0-0	0
Wake Forest	0-0	0	0.0-0	0.0-0	0	0	0-0	0-0	0
at Miami, Fla.	1-1	2	0.0-0	0.0-0	0	0	0-0	0-0	0
Navy	2-1	3	0.0-0	0.0-0	0	0	0-0	0-0	0
at Stanford	1-0	1	0.0-0	0.0-0	0	0	0-0	0-0	0
vs. LSU	0-0	0	0.0-0	0.0-0	0	0	0-0	0-0	0
Totals	7-5	12	1.5-6	0.0-0	0	0	0-0	0-0	0



**85 GEORGE
TAKACS**
TE • 6' 6" • 250 lbs • Freshman
Naples, Florida (Gulf Coast)

HIGH SCHOOL AND PERSONAL DATA

- Enrolled at Notre Dame and began taking classes in January 2018
- Selected to participate in the 2018 U.S. Army All-American Bowl in San Antonio, Texas
- Selected to participate in Nike's 2017 "The Opening" in Beaverton, Oregon
- No. 244-ranked overall player nationally, No. 12 tight end nationally and No. 45 player from Florida by 247Sports.com
- No. 179-ranked overall player nationally, No. 5 tight end nationally and No. 42 player from Florida by ESPN.com
- No. 15 tight end nationally and No. 49 player from Florida by Rivals.com
- Played for coach Pete Fominaya at Gulf Coast
- Enrolled in First Year Studies



**46 JIMMY
THOMPSON**
LB • 6' 0" • 217 lbs • Senior
Hinsdale, Illinois (Central)

JUNIOR SEASON (2017)

- Did not see any game action during the season
- Helped the Notre Dame defensive scout team during game preparation

SOPHOMORE SEASON (2016)

- Did not see the field
- Spent the season on the defensive scout team

FRESHMAN SEASON (2015)

- Did not see the field
- Spent the season on the defensive scout team

HIGH SCHOOL AND PERSONAL DATA

- Three-time letterwinner in football at Central High School in Hinsdale, Illinois
- Named team captain as a senior
- Registered a team-best 116 tackles, two interceptions, one forced fumble and one fumble recovery as a senior in 2014
- Received the Red Devil Award, which is presented to a football player that best represents the program on and off field
- Two-time letterwinner in basketball
- Captured the Carson Peele-Most Valuable Teammate Award in basketball
- Member of the National Honor Society, Latin Honor Society, Young Life Leader, Conflict Resolution Team, J. Kyle Braid Leadership Foundation and Hinsdale Hospital Junior Volunteer
- Captured the Hinsdale Rotary Scholar Award, Thomas Moen Scholarship and Jim Carmignani Award
- Born in Hinsdale, Illinois
- Coached by Rich Tarka and Dan Hartman at Central High School
- Son of Mike and Amy Thompson
- Enrolled in the Mendoza College of Business, majoring management consulting with a minor in history



99 JERRY TILLERY

DL • 6' 6 3/4" 305 lbs • Senior
Shreveport, La. (Evangel Christian Academy)

TILLERY'S HONORS & AWARDS

- Bednarik Award Watch List (2018)
- Outland Trophy Watch List (2018)
- Bronko Nagurski Trophy Watch List (2018)
- Moose Krause Lineman of the Year (2017)
- Notre Dame Defensive Newcomer of the Year (2015)

TILLERY'S CAREER HIGHS

- **Tackles:** 9, at NC State, Oct. 8, 2016 (5-4)
- **Sacks:** 1.5, Miami, Ohio, Sept. 30, 2017 (1-1)
- **Tackles for loss:** 3.0, at Stanford, Nov. 25, 2017 (3-0)
- **Fumbles forced:** 1.5, Miami, Ohio, Sept. 30, 2017 (1-1)

JUNIOR SEASON (2017)

- Saw action in and started all 13 games
- Helped a Notre Dame defense that improved by at least 20 spots in the FBS rankings in third down conversion percentage, interceptions, rushing defense, scoring defense, passing efficiency defense, sacks, tackles for loss and turnovers gained
- Irish were the last team in the FBS to surrender more than 20 points in a game (Irish allowed 20 points or less over each of their first eight games)
- Notre Dame allowed only four plays of 40 yards or longer in 2017—the second-fewest of any team in the FBS
- The Irish allowed only one play of 50 yards or longer in 2017—the second-fewest of any team in the FBS
- Registered 56 tackles, 25 solo stops, 9.0 tackles for loss, 4.5 sacks, 11 quarterback hurries and one forced fumble
- Led the team in quarterback hurries and sacks
- Third on the team, and tops among defensive lineman, with 9.0 TFLs
- Sixth on the team and tops among all defensive linemen in tackles
- Registered a season-high seven tackles, including four solo stops, and one sack at Boston College (Sept. 16)
- Recorded five tackles and two quarterback hurries against Georgia (Sept. 9)
- Collected three tackles, 1.5 sacks, one forced fumble and one quarterback hurry against Miami, Ohio (Sept. 30)
- Registered five tackles, one for loss, and two quarterback hurries at North Carolina (Oct. 7)
- Recorded six tackles, all solo stops, a career-best three tackles for loss, one sack and two quarterback hurries at Stanford (Nov. 25)
- Registered four tackles, half a sack and one quarterback hurry against LSU (Jan. 1)

SOPHOMORE SEASON (2016)

- Played on the defensive line in all 12 games and started 11
- Did not start at USC (Nov. 26)
- Recorded 37 tackles, including 17 solo stops
- Added five quarterback hurries and 3.0 TFLs
- Third among all defensive linemen in tackles with 37
- Made a season-high nine tackles, including five solo stops, and one TFL at NC State (Oct. 8)
- Registered five tackles, including four solo stops, and two TFLs against Michigan State (Sept. 17)
- Recorded at least one tackle in all but two games

FRESHMAN SEASON (2015)

- Played on the defensive line in all 12 regular-season games and started three contests (Georgia Tech, Navy and Stanford)
- Did not play in the BattleFrog Fiesta Bowl against Ohio State (Jan. 1)
- Sixth among all defensive linemen in tackles with 12
- Added two TFLs and one sack
- Recorded a sack against Texas (Sept. 5) in his collegiate debut
- Made a season-high four tackles, all solo stops, with a TFL at Clemson (Oct. 3)
- Collected three tackles against Georgia Tech (Sept. 19), two against Boston College (Nov. 28), and one each against Texas, Navy (Oct. 10) and at Stanford (Nov. 28)

HIGH SCHOOL AND PERSONAL DATA

- Second-team offensive lineman on MaxPreps All-American Team for 2015
- Named to USA Today American Family Insurance All-USA Louisiana Football Team as offensive lineman
- First-team offensive lineman on Louisiana Sports Writers Association Class 3-A all-state squad
- Rated 126th player in nation and 11th offensive tackle on Rivals.com 250 list
- Rated 157th player in nation and seventh among offensive tackles on 247Sports Top 247 list, 275th on PrepStar Top 300 list, and 280th overall and 30th offensive tackle on ESPN 300 list
- Ranked 213th player nationally and 18th offensive tackle on Scout 300 list
- Named to CBS MaxPreps All-America second team
- Rated 225th player nationally on Tom Lemming's Top 300 list
- Ranked as No. 3 player on New Orleans Times-Picayune Nifty 50 squad
- Named Louisiana District 1-3A defensive MVP and Shreveport Times All-City Defensive Player of the Year for 2014
- Made 93 tackles, 15 tackles for loss and seven sacks as senior in 2014 for Evangel Christian High School in Shreveport, Louisiana.
- Helped Evangel Christian to 8-5 record in 2014
- Played in U.S. Army All-American Bowl in San Antonio
- Competed in two triathlons last summer
- Enrolled at Notre Dame and began taking classes in January and participated in 2015 spring drills with the Irish
- Graduated in May 2018 with a degree in economics from the College of Arts and Letters

TILLERY'S CAREER STATISTICS

PARTICIPATION

Year	2017	2016	2015	Career
G-GS	13-13	12-11	12-3	37-27

TACKLES

Year	UA	A	Total	TFL	PD	FF	FR	BLK
2015	9	3	12	2.0-7	0	0	0-0	0
2016	17	20	37	3.0-4	0	0	0-0	0
2017	25	31	56	9.0-25	0	1	0-0	0
Totals	51	54	105	14.0-36	0	1	0-0	0

SACKS

Year	UA	A	Total	Yards
2015	1	0	1.0	4
2016	0	0	0.0	0
2017	3	3	4.5	18
Totals	4	3	5.5	22

TILLERY'S GAME-BY-GAME STATISTICS

2017	UT-AT	TT	TFL	SCK	FF	FR	INT	PBU	BLK
*Temple	3-1	4	0.0-0	0.0-0	0	0-0	0-0	0	0
*Georgia	1-4	5	0.5-1	0.0-0	0	0-0	0-0	0	0
*at BC	4-3	7	1.0-6	1.0-6	0	0-0	0-0	0	0
*at MSU	0-3	3	0.5-1	0.5-1	0	0-0	0-0	0	0
*Miami, Ohio	1-2	3	1.5-6	1.5-6	1	0-0	0-0	0	0
*at UNC	2-3	5	1.0-1	0.0-0	0	0-0	0-0	0	0
*USC	1-3	4	0.5-2	0.0-0	0	0-0	0-0	0	0
*NC State	1-3	4	0.0-0	0.0-0	0	0-0	0-0	0	0
*Wake Forest	1-1	2	0.5-1	0.0-0	0	0-0	0-0	0	0
*at Miami, Fla.	2-1	3	0.0-0	0.0-0	0	0-0	0-0	0	0
*Navy	3-3	6	0.0-0	0.0-0	0	0-0	0-0	0	0
*at Stanford	6-0	6	3.0-4	1.0-2	0	0-0	0-0	0	0
*vs. LSU	0-4	4	0.5-3	0.5-3	0	0-0	0-0	0	0
Totals	25-31	56	9.0-25	4.5-18	1	0-0	0-0	0	0

2016	UT-AT	TT	TFL	SCK	FF	FR	INT	PBU	BLK
*at Texas	1-3	4	0.0-0	0.0-0	0	0-0	0-0	0	0
*Nevada	1-1	2	0.0-0	0.0-0	0	0-0	0-0	0	0
*MSU	4-1	5	2.0-3	0.0-0	0	0-0	0-0	0	0
*Duke	0-1	1	0.0-0	0.0-0	0	0-0	0-0	0	0
*vs. Syracuse	1-2	3	0.0-0	0.0-0	0	0-0	0-0	0	0
*at NC State	5-4	9	1.0-1	0.0-0	0	0-0	0-0	0	0
*Stanford	0-0	0	0.0-0	0.0-0	0	0-0	0-0	0	0
*Miami, Fla.	0-0	0	0.0-0	0.0-0	0	0-0	0-0	0	0
*vs. Navy	1-3	4	0.0-0	0.0-0	0	0-0	0-0	0	0
*vs. Army	1-2	3	0.0-0	0.0-0	0	0-0	0-0	0	0
*Virginia Tech	1-2	3	0.0-0	0.0-0	0	0-0	0-0	0	0
*at USC	2-1	3	0.0-0	0.0-0	0	0-0	0-0	0	0
Totals	17-20	37	3.0-4	0.0-0	0	0-0	0-0	0	0

2015	ut-at	tt	tfl	sck	ff	fr	int	pbu	blk
Texas	1-0	1	1.0-4	1.0-4	0	0-0	0-0	0	0
at Virginia	0-0	0	0.0-0	0.0-0	0	0-0	0-0	0	0
*Georgia Tech	1-2	3	0.0-0	0.0-0	0	0-0	0-0	0	0
UMass	0-0	0	0.0-0	0.0-0	0	0-0	0-0	0	0
at Clemson	4-0	4	1.0-3	0.0-0	0	0-0	0-0	0	0
*Navy	0-1	1	0.0-0	0.0-0	0	0-0	0-0	0	0
USC	0-0	0	0.0-0	0.0-0	0	0-0	0-0	0	0
at Temple	0-0	0	0.0-0	0.0-0	0	0-0	0-0	0	0
at Pittsburgh	0-0	0	0.0-0	0.0-0	0	0-0	0-0	0	0
Wake Forest	0-0	0	0.0-0	0.0-0	0	0-0	0-0	0	0
vs. BC	2-0	2	0.0-0	0.0-0	0	0-0	0-0	0	0
*at Stanford	1-0	1	0.0-0	0.0-0	0	0-0	0-0	0	0
vs. Ohio State	Did Not Play								
TOTALS	9-3	12	2.0-7	1.0-4	0	0-0	0-0	0	0

* Games started



23 DRUE TRANQUILL
LB • 6' 2", 235 lbs • Graduate
Fort Wayne, Indiana (Carroll)

TRANQUILL'S HONORS & AWARDS

- Notre Dame captain (2018, 2017)
- Butkus Award Watch List (2018)
- Wuerffel Trophy Watch List (2018)
- Lott Trophy Watch List (2018)
- Wuerffel Trophy Finalist (2017)
- Rockne Student-Athlete Award (2017)
- Pop Warner College Football Award Finalist (2017)
- Senior CLASS Award Nominee (2017)
- CoSIDA First Team Academic All-American (2016)
- CoSIDA Academic All-District (2017, 2015)
- Notre Dame Newcomer of the Year: Defense (2014)

TRANQUILL'S CAREER HIGHS

- **All-purpose yards:** -2, Louisville, Nov. 22, 2014
- **Interceptions:** 1, 3x, last Georgia, Sept. 9, 2017
- **Tackles:** 13, vs. Syracuse, Oct. 1, 2016 (3-10)
- **Sacks:** 1.0, at Michigan State, Sept. 23, 2017 (1-0)
- **Tackles for loss:** 2.0, 3x, last vs. LSU, Jan. 1, 2018 (2-0)
- **Fumbles forced:** 1, at North Carolina, Oct. 7, 2017
- **Fumbles recovered:** 1, 4x, last USC, Oct. 21, 2017
- **Pass breakups:** 1, 7x, last at Miami, Fla., Nov. 11, 2017
- **Blocked kicks:** 1, Stanford, Oct. 4, 2014

SENIOR SEASON (2017)

- Played in and started all 13 games
- In first season at linebacker after converting from safety, totaled 85 tackles, 10.5 tackles for loss, 1.5 sacks, three fumble recoveries, four passes defended, one interception and one forced fumble
- Third on the team in solo tackles (44), assisted tackles (41) and total tackles
- Led the team in fumble recoveries
- Second on the team in TFLs
- Spearheaded a Notre Dame defense that improved by at least 20 spots in the FBS rankings in third down conversion percentage, interceptions, rushing defense, scoring defense, passing efficiency defense, sacks, tackles for loss and turnovers gained
- Irish were the last team in the FBS to surrender more than 20 points in a game (Irish allowed 20 points or less over each of their first eight games)
- Notre Dame allowed only four plays of 40 yards or longer in 2017—the second-fewest of any team in the FBS
- The Irish allowed only one play of 50 yards or longer in 2017—the second-fewest of any team in the FBS
- Part of a linebacker group (which also included Te'von Coney, Nyles Morgan and Greer Martin) that all registered at least 75 tackles—a first in school history.
- Recorded a season-best 11 tackles in the 21-17 victory over No. 17 LSU in the 2018 Citrus Bowl
- Registered two TFLs and a quarterback hurry against the Tigers
- Recorded a TFL in eight of Notre Dame's 13 games
- Made six tackles with one sack and one PBU at Michigan State (Sept. 23)
- Registered seven tackles, forced a fumble and recovered a fumble at North Carolina (Oct. 7)
- Recorded seven tackles, including five solo stops, one TFL, one fumble recovery and one quarterback hurry against USC (Oct. 21)
- Made seven tackles with one for loss, half a sack and a PBU against NC State (Oct. 28)
- Recorded eight tackles against both Miami, Fla. (Nov. 11) and Navy (Nov. 18)

JUNIOR SEASON (2016)

- Started all 12 games for the Irish
- Second on the team in tackles with 79, including 52 solo stops
- Added two TFLs, two PBUs, one quarterback hurry and one interception
- Registered a career-high 13 tackles against Syracuse (Oct. 1)
- Recorded double digit tackles on one other occasion: Virginia Tech (8-2)
- Registered at least two tackles in all 12 games
- Recorded two TFLs including a career-best three vs. Miami, Fla. (Oct. 29)
- Collected a career-best two sacks against the Hurricanes, as well as tallying sacks vs. Duke and Syracuse.
- Recovered a fumble at NC State (Oct. 8)

SOPHOMORE SEASON (2015)

- Played in each of the first three games with a start against option-oriented Georgia Tech (Sept. 19), but was lost for the season due to a torn ACL suffered after breaking up a pass in the end zone against the Yellow Jackets
- Made four tackles, all solo stops, including two TFLs with a pass breakup in the first half prior to the injury
- Collected two tackles against Texas (Sept. 5) and three, including a half TFL, at Virginia (Sept. 12)

FRESHMAN SEASON (2014)

- Played in 11 regular-season games and started three (Navy, Northwestern and Louisville)
- Suffered a torn ACL vs. Louisville (Nov. 22) and missed the rest of the season.
- Saw the majority of his action for the Irish in a number of their third-down and other sub packages
- One of five true freshmen (Greer Martini, Nyles Morgan, Andrew Trumbetti and Grant Blankenship) to register at least 10 tackles
- One of six true freshmen (Martini, Morgan, Trumbetti, Blankenship and Daniel Cage) on defense who played in at least 11 games
- One of four true freshmen (Martini, Morgan and Trumbetti) to start on defense
- Registered 33 tackles, one TFL, half a sack, one interception, one fumble recovery, one blocked punt, one pass defended and one quarterback hurry
- One of 10 Irish freshmen who made his career debut in the season-opening victory over Rice (Aug. 30)
- Registered three tackles against the Owls
- Recorded a pair of tackles, including a half sack, in the 31-0 rout of Michigan (Sept. 6)
- Took the most snaps of his Irish career in the 30-14 victory over Purdue (Sept. 13)
- Registered a career-best four tackles against the Boilermakers
- Picked up an assisted tackle in the 31-15 victory over Syracuse (Sept. 27)
- Blocked a punt against No. 14 Stanford (Oct. 4), the first blocked punt for the Irish since 2010
- Made two solo tackles against the Cardinal
- Had three assisted tackles against North Carolina (Oct. 11)
- Split a tackle for loss against the Tar Heels and hurried a pass
- Played at No. 2 Florida State but did not make any tackles
- Registered a career-high five tackles, all solo stops, in the 49-39 victory over Navy (Nov. 1)
- Made a single tackle in the loss at No. 11 Arizona State
- Registered seven tackles, including four solo stops, and recovered one fumble in his second career start vs. Northwestern (Nov. 15)
- Credited with five tackles against Louisville (Nov. 22) and made his first career interception
- Injured his knee on the interception return

HIGH SCHOOL AND PERSONAL DATA

- Rated as 171st best player nationally by Scout.com
- Named to Indiana Football Coaches Association Top 50 for 2013
- First-team Indiana Class 6A all-state at linebacker by Associated Press
- Named Fort Wayne News-Sentinel Football Player of the Year for 2013
- Made 75 tackles, including 16 tackles for loss, to go with four sacks and an interception as a senior linebacker in 2013 at Carroll High School in Fort Wayne, Indiana
- Carried 114 times for 1,420 yards and 28 TDs while averaging 12.3 yards per carry
- Caught 16 passes for 348 yards and five TDs in 2013 and also threw 29-yard TD pass
- Helped Carroll to 9-3 campaign in 2013 in its first season in Indiana Class 6A and spot in playoff semifinals
- Pushed Carroll to two straight state sectional titles in 2012 and '13.
- Rushed for 245 yards and five TDs in one 51-34 victory in 2013 against Homestead
- Named to Fort Wayne News Sentinel all-area team as a senior as a running back
- Participated in U.S. Army All-American Bowl combine as junior
- Honorable mention Associated Press Class 5A all-state pick as junior in 2012 at defensive back
- Also an outstanding baseball player
- Named to Fort Wayne News-Sentinel 2013 all-area baseball squad after hitting .403 with four home runs, 21 runs scored, 19 RBI and 16 stolen bases
- Married the former Jackie Gindt on July 14, 2018 in Fort Wayne
- Graduated in May 2018 with a degree in mechanical engineering from the College of Engineering

TRANQUILL'S CAREER STATISTICS

PARTICIPATION

Year	2017	2016	2015	2014	Career
G-GS	13-13	12-12	3-1	11-3	39-29

TACKLES

Year	UA	A	Total	TFL	PD	FF	FR	BLK
2014	16	17	33	1.0-1	1	0	1-0	1
2015	6	3	9	2.5-8	2	0	0-0	0
2016	52	27	79	2.0-4	3	0	0-0	0
2017	44	41	85	10.5-37	4	1	3-15	0
Totals	118	88	206	16.0-50	10	1	4-15	1

SACKS

Year	UA	A	Total	Yards
2014	0	1	0.5	1
2015	0	0	0.0	0
2016	0	0	0.0	0
2017	1	1	1.5	13
Totals	1	2	2.0	14

INTERCEPTIONS

Year	No.	Yards	td	TD	Avg/R	Avg/G
2014	1	-2	0	0	-2.0	-0.2
2015	0	0	0	0	0.0	0.0
2016	1	0	0	0	0.0	0.0
2017	1	0	0	0	0.0	0.0
Totals	3	-2	0	0	-0.7	-0.1

TRANQUILL'S GAME-BY-GAME STATISTICS

2017	UT-AT	TT	TFL	SCK	FF	FR	INT	PBU	BLK
*Temple	1-3	4	1.0-1	0.0-0	0	1-15	0-0	0	0
*Georgia	1-4	5	1.5-5	0.0-0	0	0-0	1-0	0	0
*at BC	4-1	5	1.0-1	0.0-0	0	0-0	0-0	0	0
*at MSU	3-3	6	1.0-10	1.0-10	0	0-0	0-0	1	0
*Miami, Ohio	2-5	7	0.0-0	0.0-0	0	0-0	0-0	0	0
*at UNC	6-1	7	0.0-0	0.0-0	1	1-0	0-0	0	0
*USC	5-2	7	1.0-3	0.0-0	0	1-0	0-0	0	0
*NC State	3-4	7	1.0-5	0.5-3	0	0-0	0-0	1	0
*Wake Forest	3-3	6	0.0-0	0.0-0	0	0-0	0-0	0	0
*at Miami, Fla.	5-3	8	0.0-0	0.0-0	0	0-0	0-0	1	0
*Navy	5-3	8	2.0-3	0.0-0	0	0-0	0-0	0	0
*at Stanford	2-2	4	0.0-0	0.0-0	0	0-0	0-0	0	0
*vs. LSU	4-7	11	2.0-9	0.0-0	0	0-0	0-0	0	0
Totals	44-41	85	10.5-37	1.5-13	1	3-15	1-0	3	0

2016	UT-AT	TT	TFL	SCK	FF	FR	INT	PBU	BLK
*at Texas	3-2	5	0.0-0	0.0-0	0	0-0	0-0	0	0
*Nevada	2-0	2	0.0-0	0.0-0	0	0-0	0-0	1	0
*MSU	5-1	6	0.0-0	0.0-0	0	0-0	0-0	0	0
*Duke	7-1	8	1.0-3	0.0-0	0	0-0	0-0	0	0
*vs. Syracuse	3-10	13	0.0-0	0.0-0	0	0-0	0-0	0	0
*at NC State	1-4	5	0.0-0	0.0-0	0	0-0	0-0	0	0
*Stanford	7-1	8	1.0-1	0.0-0	0	0-0	0-0	0	0
*Miami, Fla.	8-1	9	0.0-0	0.0-0	0	0-0	0-0	0	0
*vs. Navy	1-3	4	0.0-0	0.0-0	0	0-0	0-0	0	0
*vs. Army	3-0	3	0.0-0	0.0-0	0	0-0	0-0	0	0
*Virginia Tech	8-2	10	0.0-0	0.0-0	0	0-0	1-0	0	0
*at USC	4-2	6	0.0-0	0.0-0	0	0-0	0-0	1	0
Totals	52-27	79	2.0-4	0.0-0	0	0-0	1-0	2	0

2015	UT-AT	TT	TFL	SCK	FF	FR	INT	PBU	BLK
Texas	1-1	2	0.0-0	0.0-0	0	0-0	0-0	1	0
at Virginia	1-2	3	0.5-2	0.0-0	0	0-0	0-0	0	0
*Georgia Tech	4-0	4	2.0-6	0.0-0	0	0-0	0-0	1	0
UMass	Did Not Play - Injury								
at Clemson	Did Not Play - Injury								
Navy	Did Not Play - Injury								
USC	Did Not Play - Injury								
at Temple	Did Not Play - Injury								
at Pittsburgh	Did Not Play - Injury								
Wake Forest	Did Not Play - Injury								
vs. BC	Did Not Play - Injury								
at Stanford	Did Not Play - Injury								
vs. Ohio State	Did Not Play - Injury								
TOTALS	6-3	9	2.5-8	0.0-0	0	0-0	0-0	2	0

2014	UT-AT	TT	TFL	SCK	FF	FR	INT	PBU	BLK
Rice	1-2	3	0.0-0	0.0-0	0	0-0	0-0	0	0
Michigan	1-1	2	0.5-1	0.5-1	0	0-0	0-0	0	0
vs. Purdue	0-4	4	0.0-0	0.0-0	0	0-0	0-0	0	0
vs. Syracuse	0-1	1	0.0-0	0.0-0	0	0-0	0-0	0	0
Stanford	2-0	2	0.0-0	0.0-0	0	0-0	0-0	0	1
UNC	0-3	3	0.5-0	0.0-0	0	0-0	0-0	0	0
at Florida State	0-0	0	0.0-0	0.0-0	0	0-0	0-0	0	0
*vs. Navy	5-0	5	0.0-0	0.0-0	0	0-0	0-0	0	0
at Arizona State	1-0	1	0.0-0	0.0-0	0	0-0	0-0	0	0
*Northwestern	4-3	7	0.0-0	0.0-0	0	1-5	0-0	0	0
*Louisville	2-3	5	0.0-0	0.0-0	0	0-0	1-(2)	0	0
at USC	Did Not Play - Injury								
vs. LSU	Did Not Play - Injury								
TOTALS	16-17	33	1.0-1	0.5-1	0	1-5	1-(2)	0	1

* Games started




24 TOMMY TREMBLE

TE • 6' 3 1/4", 228 lbs • Freshman
Johns Creek, Georgia (Wesleyan)

HIGH SCHOOL AND PERSONAL DATA

- No. 475-ranked overall player nationally, No. 20 tight end nationally and No. 51 player from Georgia by 247Sports.com
- No. 10 tight end nationally and No. 58 player from Georgia by ESPN.com
- No. 18 tight end nationally and No. 52 player from Georgia by Rivals.com
- Enrolled in First Year Studies



8 DONTÉ VAUGHN

CB • 6' 2 3/4", 211 lbs • Junior
Memphis, Tennessee (Whitehaven)

VAUGHN'S CAREER HIGHS

- **Interceptions:** 1, Duke, Sept. 24, 2016
- **Tackles:** 7, vs. Navy, Nov. 5, 2016 (3-4)
- **Pass breakups:** 3, Miami, Fla., Oct. 29, 2016

SOPHOMORE SEASON (2017)

- Appeared in nine games
- Registered six tackles, including four solo stops
- Collected a season-high three tackles at Michigan State (Sept. 23)

FRESHMAN SEASON (2016)

- Appeared in 10 games for the Irish and started four (Syracuse, Stanford, Navy and Army)
- One of 10 true freshmen (Julian Love, Troy Pride Jr., Devin Studstill, Jalen Elliott, Julian Okwara, Daelin Hayes, Kevin Stepherson, Chase Claypool and Jamir Jones) who played in at least eight games
- One of eight true freshmen (Julian Love, Troy Pride Jr., Devin Studstill, Jalen Elliott, Julian Okwara, Daelin Hayes and Jamir Jones) on defense who played in at least eight games
- One of seven true freshmen (Julian Love, Troy Pride Jr., Devin Studstill, Jalen Elliott, Daelin Hayes and Chase Claypool) to register at least 11 tackles
- One of four true freshmen (Julian Love, Troy Pride Jr. and Devin Studstill) to start on defense
- One of five freshmen defensive backs (Jalen Elliott, Julian Love, Troy Pride Jr. and Devin Studstill) that not only played significant snaps but totaled 131 tackles -- the most in Irish single-season history by a rookie class in the secondary
- Registered 22 tackles, including 13 solo stops
- Recorded a career-high seven tackles against Navy (Nov. 5)
- Registered six PBUs, including a team-best three against Miami, Fla. (Oct. 29)
- Recorded an interception against Duke (Sept. 24)

HIGH SCHOOL AND PERSONAL DATA

- A defensive back prospect from Memphis
- Helped Whitehaven High School to a No. 19 final ranking in the State of Tennessee by MaxPreps
- Part of a Whitehaven squad that finished 12-2 and reached the 2015 Tennessee High School Association Class 6A semifinals
- 2015 American Family Insurance All-USA Tennessee Football First Team
- 2015 Tennessee Sports Writers Association Class 6A All-State First Team
- Selected to participate in the 2015 AutoZone Liberty Bowl High School All-Star Game and was named Most Valuable Player
- No. 245-ranked player nationally and No. 15-ranked safety on Scout.com 300 list
- No. 299-ranked player nationally and No. 19-ranked safety on ESPN 300 list
- No. 307-ranked player in the nation and No. 31-ranked cornerback on 247Sports.com Top 247
- No. 20-ranked safety on Rivals.com 250 list
- No. 331-ranked player on the PrepStar Top 350 Dream Team
- No. 201-ranked player on the Tom Lemming Prep Football Report
- Tennessee's No. 6-ranked player by 247Sports, No. 6-ranked player by Scout, No. 4-ranked player by ESPN and No. 7-ranked player by Rivals
- Ninth Notre Dame monogram winner from Memphis
- Played for coach Rodney Saulsberry at Whitehaven High School.
- Enrolled in the College of Arts and Letters, majoring in sociology with a minor in collaborative innovation

VAUGHN'S CAREER STATISTICS

PARTICIPATION

Year	2017	2016	Career
G-GS	9-0	10-4	19-4

TACKLES

Year	UA	A	Total	TFL	PD	FF	FR	BLK
2016	13	9	22	0.0-0	7	0	0-0	0
2017	4	2	6	0.0-0	0	0	0-0	0
Total	17	11	28	0.0-0	7	0	0-0	0

INTERCEPTIONS

Year	No.	Yards	TD	LG	Avg/R	Avg/G
2016	1	0	0	0	0.0	0.0
2017	0	0	0	0	0.0	0.0
Total	1	0	0	0	0.0	0.0

VAUGHN'S GAME-BY-GAME STATISTICS

2017	UT-AT	TT	TFL	SCK	FF	FR	INT	PBU	BLK
Temple	1-0	1	0.0-0	0	0-0	0	0-0	0	0
Georgia	Did Not Play								
at BC	0-0	0	0.0-0	0.0-0	0	0-0	0-0	0	0
at MSU	3-0	3	0.0-0	0.0-0	0	0-0	0-0	0	0
Miami, Ohio	0-1	1	0.0-0	0.0-0	0	0-0	0-0	0	0
at UNC	0-0	0	0.0-0	0.0-0	0	0-0	0-0	0	0
USC	0-1	1	0.0-0	0.0-0	0	0-0	0-0	0	0
NC State	Did Not Play								
Wake Forest	0-0	0	0.0-0	0.0-0	0	0-0	0-0	0	0
Miami, Fla.	Did Not Play								
Navy	Did Not Play								
at Stanford	0-0	0	0.0-0	0.0-0	0	0-0	0-0	0	0
vs. LSU	0-0	0	0.0-0	0.0-0	0	0-0	0-0	0	0
Totals	4-2	6	0.0-0	0.0-0	0	0-0	0-0	0	0

2016	UT-AT	TT	TFL	SCK	FF	FR	INT	PBU	BLK
at Texas	Did Not Play								
Nevada	1-0	1	0.0-0	0.0-0	0	0-0	0-0	0	0
MSU	Did Not Play								
Duke	0-1	1	0.0-0	0.0-0	0	0-0	1-0	0	0
*vs. Syracuse	2-4	6	0.0-0	0.0-0	0	0-0	0-0	1	0
*at NC State	0-0	0	0.0-0	0.0-0	0	0-0	0-0	0	0
Stanford	2-0	2	0.0-0	0.0-0	0	0-0	0-0	0	0
Miami, Fla.	2-0	2	0.0-0	0.0-0	0	0-0	0-0	3	0
*vs. Navy	3-4	7	0.0-0	0.0-0	0	0-0	0-0	1	0
*vs. Army	1-0	1	0.0-0	0.0-0	0	0-0	0-0	1	0
Virginia Tech	2-0	2	0.0-0	0.0-0	0	0-0	0-0	0	0
at USC	0-0	0	0.0-0	0.0-0	0	0-0	0-0	0	0
Totals	13-9	22	0.0-0	0.0-0	0	0-0	1-0	6	0

* Games Started



47 KOFI WARDLOW

DL • 6' 2 1/4" • 245 lbs • Junior
Washington, District of Columbia (St. John's)

FRESHMAN SEASON (2017)

- One of 10 scholarship freshmen who spent the season on scout team and did not see the field
- Joined David Adams, Jafar Armstrong, Aaron Banks, Avery Davis, Darnell Ewell, Dillan Gibbons, Josh Lugg, Jeremiah Owusu-Koramoah and Drew White as rookies who helped the Irish on their scout teams

HIGH SCHOOL AND PERSONAL DATA

- Led St. John's College to an 8-4 record and appearance in the Washington Catholic Athletic Conference title game in 2016
- Has only played football for two years
- Joined the St. John's College football team during his junior year
- Finished 2016 with 84 tackles, 28.5 TFLs and 9.5 sacks
- Named 2016 American Family Insurance Second Team ALL-USA Washington D.C.
- No. 87 defensive end by Scout.com
- No. 56 weak-side defensive end by 247Sports.com
- No. 82 defensive end by ESPN.com
- No. 47 weak-side defensive end by Rivals.com
- Maryland's No. 8-ranked player by Scout.com, No. 8-ranked player by 247Sports, No. 11-ranked player by ESPN and No. 7-ranked player by Rivals
- Played for coach Joe Casamento at St. John's College
- Enrolled in the College of Arts and Letters



82 NIC WEISHAR

TE • 6' 4 3/4", 246 lbs • Graduate
Midlothian, Illinois (Marist)

WEISHAR'S HONORS & AWARDS

- Wuerffel Trophy Watch List (2018, 2017)
- Irish Around the Bend Award (2017)

WEISHAR'S CAREER HIGHS

- **Points scored:** 6, 2x, last Wake Forest, Nov. 4, 2017
- **Touchdowns:** 1, 2x, last Wake Forest, Nov. 4, 2017
- **Receptions:** 3, 2x, last Wake Forest, Nov. 4, 2017
- **Receiving yards:** 20, Temple, Sept. 2, 2017 (3 receptions)
- **Receiving TDs:** 1, 2x, last Wake Forest, Nov. 4, 2017
- **Long reception:** 18, vs. Army, Nov. 12, 2016
- **All-purpose yards:** 20, Temple, Sept. 2, 2017

SENIOR SEASON (2017)

- Played in all 13 games and started against Wake Forest (Nov. 4)
- Registered nine catches for 52 yards and two TDs
- Season-high equalling three grabs for 20 yards, including 12-yard TD catch against Temple (Sept. 2)
- Season-high equalling three grabs for 17 yards, including 12-yard TD catch against Wake Forest (Nov. 4)

JUNIOR SEASON (2016)

- Played in all 12 games and started against Navy (Nov. 5)
- Registered three catches for 47 yards

SOPHOMORE SEASON (2015)

- Played in 12 games and started against Clemson (Oct. 3) and Stanford (Nov. 28)
- Did not play against Wake Forest (Nov. 14) due to injury
- Caught three passes for 19 yards
- Registered his first career catch, a six-yard reception, against Georgia Tech (Sept. 19)
- Recorded an eight-yard reception against UMass (Sept. 26) and a five-yard grab against Navy (Oct. 10)

FRESHMAN SEASON (2014)

- Spent the season on the offensive scout team and did not see any game action

HIGH SCHOOL AND PERSONAL DATA

- First-team tight end on Parade prep All-America squad
- First-team MaxPreps All-America selection
- Ranked as 212th player nationally by 247Sports and 274th by ESPN
- All-time leading receiver in Illinois high school football history with 237 catches
- His 3,050 career receiving yards rank eighth in Illinois history
- First-team all-state tight end by Chicago Tribune and two-time Class 8A pick by Illinois High School Football Coaches Association (in 2013 as wide receiver/tight end)
- Named to Illinois Class 8A Academic All-State team by IHSFCA as both a junior and senior
- Two-time East Suburban Catholic Conference Offensive Player of the Year in 2013 and 2012
- Chicago Sun-Times all-area squad for both 2012 and 2013
- Southtown Star 2013 Football Player of the Year
- First-team all-area wide receiver by Southtown Star
- Made 86 catches for 1,044 yards and 10 TDs as a senior in 2013 for Marist High School in Chicago
- Also made 48 tackles, three sacks, three forced fumbles and had three interceptions on defense
- Helped Marist to 9-4 record and 2013 Illinois Class 8A semifinal before losing to eventual state champion Naperville Central
- Had nine catches for 155 yards in 55-14 win over Brother Rice in 2013, including TD grabs of 31, 27 and four yards
- Senior season also featured 11 receptions for 170 yards and three TDs vs. Notre Dame
- Caught 89 passes as a junior in 2012 for 1,100 yards and five TDs for 8-2 Marist team
- Named to MaxPreps Junior All-America 2012 first team
- Caught 77 passes for 1,160 yards and 13 TDs as sophomore in 2011 on 7-3 team
- Named to MaxPreps U.S. Air Force Sophomore All-America second team
- Played in U.S. Army All-American Bowl in San Antonio
- Also played basketball at Marist, averaging 13 points and nine rebounds as sophomore on 23-7 team
- Late brother, Andrew, played football at Illinois Wesleyan
- Graduated in May 2018 with a degree in finance from the Mendoza College of Business
- Working toward his Master of Science degree in finance

WEISHAR'S CAREER STATISTICS

PARTICIPATION

Year	2017	2016	2015	2014	Career
G-GS	13-1	12-1	12-2	0-0	37-4

RECEIVING

Year	REC	Yards	TD	Long	Rec/G	Avg/C	Avg/G
2015	3	19	0	8	0.2	6.3	1.6
2016	3	47	0	18	0.2	15.7	3.9
2017	9	52	2	12	0.7	5.8	4.0
Totals	15	118	2	18	0.4	7.9	3.2

SCORING

Year	TD	Rush	RCV	RET	2PAT	Total	Avg/G
2015	0	0	0	0	0	0	0.0
2016	0	0	0	0	0	0	0.0
2017	2	0	2	0	0	12	0.9
Total	2	0	2	0	0	12	0.3

WEISHAR'S GAME-BY-GAME STATISTICS

Receiving					
2017	No.	YDS	Avg.	TD	LG
Temple	3	20	6.7	1	12
Georgia	0	0	0.0	0	0
at BC	0	0	0.0	0	0
at MSU	0	0	0.0	0	0
Miami, Ohio	0	0	0.0	0	0
at UNC	0	0	0.0	0	0
USC	0	0	0.0	0	0
NC State	0	0	0.0	0	0
*Wake Forest	3	17	5.7	1	12
at Miami, Fla.	0	0	0.0	0	0
Navy	0	0	0.0	0	0
at Stanford	1	2	2.0	0	2
vs. LSU	2	13	6.5	0	9
Totals	9	52	5.8	2	12

Receiving					
2016	No.	YDS	Avg.	TD	LG
at Texas	0	0	0.0	0	0
Nevada	0	0	0.0	0	0
MSU	0	0	0.0	0	0
Duke	0	0	0.0	0	0
vs. Syracuse	1	13	13.0	0	13
at NC State	0	0	0.0	0	0
Stanford	1	16	16.0	0	16
Miami, Fla.	0	0	0.0	0	0
*vs. Navy	0	0	0.0	0	0
vs. Army	1	18	18.0	0	18
Virginia Tech	0	0	0.0	0	0
at USC	0	0	0.0	0	0
Totals	3	47	15.7	0	18

Receiving					
2015	No.	YDS	Avg.	TD	LG
Texas	0	0	0.0	0	0
at Virginia	0	0	0.0	0	0
Georgia Tech	1	6	6.0	0	6
UMass	1	8	8.0	0	8
*at Clemson	0	0	0.0	0	0
Navy	1	5	5.0	0	5
USC	0	0	0.0	0	0
at Temple	0	0	0.0	0	0
at Pittsburgh	0	0	0.0	0	0
Wake Forest	Did Not Play - Injury				
vs. BC	0	0	0.0	0	0
*at Stanford	0	0	0.0	0	0
vs. Ohio State	0	0	0.0	0	0
Totals	3	19	6.3	0	8

* Games started



40 DREW WHITE

LB • 6' 0 1/4" • 228 lbs • Sophomore
Boca Raton, Florida (St. Thomas Aquinas)

FRESHMAN SEASON (2017)

- One of 10 scholarship freshmen who spent the season on scout team and did not see the field
- Joined David Adams, Jafar Armstrong, Aaron Banks, Avery Davis, Darnell Ewell, Dillan Gibbons, Josh Lugg, Jeremiah Owusu-Koramoah and Kofi Wardlow as rookies who helped the Irish on their scout teams

HIGH SCHOOL AND PERSONAL DATA

- Led St. Thomas Aquinas to a 13-2 record and 2016 Florida High School Athletic Association Class 7A State Championship — the program's third consecutive state title
- Helped St. Thomas Aquinas to a No. 6 final national ranking by MaxPreps Xcellent 25
- St. Thomas Aquinas outscored its opponents, 604-141, and limited its opponents to 9.4 points/game, including five shutouts
- Led St. Thomas in total tackles (107), solo stops (63), assisted tackles (44) and tackles/game (8.2)
- Added three PBU, two blocked punts and one fumble recovery
- 2016 Second Team Associated Press Florida All-State Class 7A
- 2016 South Florida Sun-Sentinel First Team All-Broward County for Classes 8A-7A-6A
- Named 2016 American Family Insurance First Team ALL-USA Florida
- No. 38 inside linebacker by Scout.com
- No. 41 inside linebacker by 247Sports.com
- No. 17 inside linebacker by ESPN.com
- Florida's No. 66-ranked player by Scout.com, No. 132-ranked player by 247Sports and No. 85-ranked player by ESPN
- Played for coach Roger Harriott at St. Thomas Aquinas
- Enrolled in the College of Science, majoring in pre-professional studies



18 JOE WILKINS

WR/DB • 6' 1 1/2" • 185 lbs • Freshman
North Fort Myers, Florida (North Fort Myers)

HIGH SCHOOL AND PERSONAL DATA

- Participated in the 2017 Rotary South All-Star Classic
- Led North Fort Myers to an undefeated regular season and 9-1 record in 2017
- Recorded 36 tackles, five passes defended, two interceptions and one fumble recovery on defense, and 34 receptions for 616 yards and six TDs on offense as a senior in 2017 at North Fort Myers
- No. 60 athlete nationally and No. 12 player from Florida by 247Sports.com
- No. 83 wide receiver nationally and No. 81 player from Florida by ESPN.com
- Played for coach Earnest Graham at North Fort Myers
- Enrolled in First Year Studies



2 DEXTER WILLIAMS

RB • 5' 11" • 215 lbs • Senior
Orlando, Florida (West Orange)

WILLIAMS' CAREER HIGHS

- **Points scored:** 12, 2x, at Michigan State, Sept. 23, 2017
- **Touchdowns:** 2, 2x, at Michigan State, Sept. 23, 2017
- **Rush attempts:** 8, 4x, last NC State, Oct. 28, 2017
- **Rush yards:** 124, Temple, Sept. 2, 2017 (6 carries)
- **Rush TDs:** 2, at Boston College, Sept. 16, 2017
- **Long rush:** 66, Temple, Sept. 2, 2017
- **Receptions:** 2, 2x, last vs. Miami, Fla., Oct. 29, 2016
- **Receiving yards:** 9, vs. Miami, Fla., Oct. 29, 2016 (2 receptions)
- **Long reception:** 8, at Michigan State, Sept. 23, 2017
- **Total offense attempts:** 8, 4x, last NC State, Oct. 28, 2017 (8 rush, 0 pass)
- **Total offense yards:** 124, Temple, Sept. 2, 2017 (124 rush, 0 pass)
- **All-purpose yards:** 124, Temple, Sept. 2, 2017
- **Kick returns:** 2, Michigan State, Sept. 17, 2016
- **Kick return yards:** 40, Michigan State, Sept. 17, 2016 (2 returns)
- **Long kick return:** 24, Michigan State, Sept. 17, 2016
- **Tackles:** 2, Duke, Sept. 24, 2016

JUNIOR SEASON (2017)

- Saw action in 10 games
- Did not play against Miami, Ohio (Sept. 30), North Carolina (Oct. 7) and USC (Oct. 21)
- Recorded 360 rushing yards on 39 carries, including four TD runs
- Averaged 9.2 yards per rush, which led the team among ball carriers with at least 35 attempts
- Ranked fifth on the team in rushes, fourth in rushing yards and fourth in rushing TDs
- Caught two passes for 13 yards, including a TD reception at Michigan State (Sept. 23)
- 17 of his 39 carries went for a first down or touchdown
- Three of his four carries on third down resulted in a first down or touchdown
- Recorded four rushes of at least 30 yards
- Rushed for a career-high 124 yards on six carries against Temple (Sept. 2), including a 66-yard TD run
- Collected a 32-yard run against Wake Forest (Nov. 4) and 31-yard run against LSU (Jan. 1)
- Tied for second on the team with four punt-return tackles
- Tied for ninth on the team with four special-teams tackles

SOPHOMORE SEASON (2016)

- Played in all 12 games, primarily as a reserve running back
- Gained 200 rushing yards on 39 carries, including three TD runs
- Ranked fourth on the team in rushes, fourth in rushing yards and third in rushing TDs
- Rushed for a career-high 80 yards on eight carries against Syracuse (Oct. 1), including a career-best 59-yard TD run
- Nine of his 39 carries went for a first down or touchdown
- One of his three carries on third down resulted in a first down or touchdown
- Recorded two rushes of at least 20 yards

FRESHMAN SEASON (2015)

- Played in seven games, primarily as a reserve running back
- Gained 81 rushing yards on 21 carries, including his first career TD on a 14-yard run against UMass (Sept. 26)
- Ranked fourth on the team in rushes, tied for fourth in rushing TDs and sixth in rushing yards
- Added a 20-yard kickoff return against the Minutemen
- Carried the ball seven times and gained 24 yards in his collegiate debut against Texas (Sept. 5)
- Rushed for a career high 48 yards on seven carries against UMass
- Five of his 21 carries went for a first down or touchdown
- Both of his carries on third down resulted in a first down or touchdown
- Recorded two rushes of at least 10 yards

HIGH SCHOOL AND PERSONAL DATA

- Rated 78th player national by ESPN 300, 94th by 247Sports, 114th by Scout.com, 120th by Rivals.com, 139th on PrepStar Top 150 Dream Team and 298th by Tom Lemming
- Rushed for 871 yards and 10 touchdowns on 124 carries as senior in 2014 as running back at West Orange High School in Orlando, Florida
- Helped West Orange to its best season ever at 11-1 in 2014
- Scored three of his team's first four TDs as West Orange in 2014 won its first Florida Class 8A playoff game in history with 42-21 victory over Timber Creek in quarterfinals
- Played first three seasons at Olympia High School in Orlando
- Ranked as No. 4 player overall on Orlando Sentinel Super 60 selection as junior in 2013
- Rushed 179 times for 1,072 yards and three TDs as junior in 2013 at Olympia
- Enrolled in the College of Arts and Letters, majoring in african studies

WILLIAMS' CAREER STATISTICS

PARTICIPATION

Year	2017	2016	2015	Career
2015	10-0	12-0	7-0	29-0

RUSHING

Year	ATT	Yards	TD	Long	Avg/C	Avg/G
2015	21	81	1	14	3.9	11.6
2016	39	200	3	59	5.1	16.7
2017	39	360	4	66	9.2	36.0
Total	99	641	8	66	6.5	22.1

RECEIVING

Year	REC	Yards	TD	Long	Rec/G	Avg/C	Avg/G
2015	0	0	0	0	0.0	0.0	0.0
2016	4	16	0	7	0.3	4.0	1.3
2017	2	13	1	8	0.2	6.5	1.3
Total	6	29	1	8	0.2	4.8	1.0

TOTAL OFFENSE

Year	Rush	Pass	Total	Avg/G
2015	81	0	81	11.6
2016	200	0	200	16.7
2017	360	0	360	36.0
Total	641	0	641	22.1

SCORING

Year	TD	Rush	RCV	RET	2PAT	Total	Avg/G
2015	1	1	0	0	0	6	0.9
2016	3	3	0	0	0	18	1.5

Totals	4	4	0	0	0	24	1.3
---------------	----------	----------	----------	----------	----------	-----------	------------

KICK RETURNS

Year	NO.	Yards	TD	Long	Avg/R	Avg/G
2015	1	20	0	20	20.0	2.9
2016	4	67	0	24	16.8	5.6
2017	0	0	0	0	0.0	0.0
Totals	5	87	0	24	17.4	3.0

ALL PURPOSE

Year	Rush	RCV	PR	KR	IR	Total	Avg/G
2015	81	0	0	20	0	101	14.4
2016	200	16	0	67	0	283	23.6
2017	360	13	0	0	0	373	37.3
Total	641	29	0	87	0	757	26.1

WILLIAMS' GAME-BY-GAME STATISTICS

Rushing					Receiving				
2017	NO.	YDS	TD	LG	NO.	YDS	TD	LG	AP
Temple	6	124	1	66	0	0	0	0	124
Georgia	0	0	0	0	0	0	0	0	0
at BC	6	50	2	15	0	0	0	0	50
at MSU	8	40	1	14	1	8	1	8	48
Miami, Ohio					Did Not Play - Injury				
at UNC					Did Not Play - Injury				
USC					Did Not Play - Injury				
NC State	8	33	0	9	0	0	0	0	33
Wake Forest	3	33	0	32	0	0	0	0	33
at Miami, Fla.	3	23	0	9	0	0	0	0	23
Navy	0	0	0	0	0	0	0	0	0
at Stanford	3	21	0	14	1	5	0	5	26
vs. LSU	2	36	0	31	0	0	0	0	36
Totals	39	360	4	66	2	13	1	8	373

Rushing					Receiving				
2016	NO.	YDS	TD	LG	NO.	YDS	TD	LG	AP
at Texas	0	0	0	0	0	0	0	0	89
Nevada	8	59	1	23	0	0	0	0	105
MSU	0	0	0	0	0	0	0	0	46
Duke	5	24	1	13	0	0	0	0	79
vs. Syracuse	8	80	1	59	2	7	0	7	154
at NC State	6	13	0	6	0	0	0	0	48
Stanford	2	10	0	6	0	0	0	0	28
Miami, Fla.	3	6	0	3	2	9	0	6	94
vs. Navy	3	7	0	6	0	0	0	0	74
vs. Army	1	2	0	2	0	0	0	0	77
Virginia Tech	0	0	0	0	0	0	0	0	122
at USC	3	-1	0	4	0	0	0	0	210
Totals	39	200	3	59	4	16	0	7	1,126

Rushing					Receiving				
2015	NO.	YDS	TD	LG	NO.	YDS	TD	LG	AP
Texas	7	24	0	8	0	0	0	0	24
at Virginia					Did Not Play				
Georgia Tech					Did Not Play				
UMass	7	48	1	14	0	0	0	0	68
at Clemson					Did Not Play				
Navy					Did Not Play				
USC					Did Not Play				
at Temple					Did Not Play				
at Pittsburgh	3	6	0	4	0	0	0	0	6
Wake Forest	0	0	0	0	0	0	0	0	0
vs. BC	1	-2	0	0	0	0	0	0	-2
at Stanford	1	3	0	3	0	0	0	0	3
vs. Ohio State 2	2	0	2	0	0	0	0	0	2
TOTALS	21	81	1	14	0	0	0	0	101

* Games started



7 BRANDON WIMBUSH

QB • 6' 1 3/4", 222 lbs • Senior
Teaneck, New Jersey (St. Peter's Prep)

WIMBUSH'S PLACE IN THE IRISH RECORD BOOKS

- Single-Game Rushing Yards By Quarterback (Sept. 16, 2017 at Boston College, 207, 1st)
- Single-Game Rushing Touchdowns (Sept. 16, 2017 at Boston College, 4, t-3rd)
- Single-Game Rushing Yards By Quarterback (Nov. 4, 2017 vs. Wake Forest, 110, 9th)
- Single-Game Rushing Yards (Sept. 16, 2017 at Boston College, 207, 12th)
- Single-Season Rushing Touchdowns By Quarterback (2017, 14, 1st)
- Single-Season Rushing Yards By Quarterback (2017, 803, 2nd)
- Single-Season Points Responsibility/Game (2017, 15.2, 6th)
- Single-Season Points Responsibility (2017, 182, 7th)
- Single-Season Consecutive Passes Without Interception (2017, 121, 7th)
- Single-Season Rushing Touchdowns (2017, 14, t-7th)
- Single-Season Lowest Interception Percentage (2017, 2.18, 10th)
- Career Lowest Interception Percentage (2015-, 2.14, 1st)
- Career Points Responsibility/Game (2015-, 13.4, t-2nd)
- Career Total Yards/Game (2015-, 199.0, 5th)
- Career Rushing Touchdowns By Quarterback (2015-, 15, t-6th)
- Career Pass Attempts Per Game (2015-, 20.0, 8th)

WIMBUSH'S HONORS & AWARDS

- Maxwell Award Watch List (2018)
- Walter Camp Award Watch List (2018)
- Newcomer of the Year: Offense (2017)
- Manning Award Star of the Week (Oct. 24, 2017)

WIMBUSH'S CAREER HIGHS

- **Points scored:** 24, at Boston College, Sept. 16, 2017
- **Touchdowns:** 4, at Boston College, Sept. 16, 2017
- **Rush attempts:** 21, at Boston College, Sept. 16, 2017
- **Rush yards:** 207, at Boston College, Sept. 16, 2017 (21 carries)
- **Rush TDs:** 4, at Boston College, Sept. 16, 2017
- **Long rush:** 65, at Boston College, Sept. 16, 2017
- **Pass attempts:** 40, Georgia, Sept. 9, 2017
- **Pass completions:** 20, Georgia, Sept. 9, 2017
- **Pass yards:** 280, Wake Forest, Nov. 4, 2017
- **Pass TDs:** 3, Miami, Ohio, Sept. 30, 2017
- **Long pass:** 83, at Stanford, Nov. 25, 2017
- **Total offense attempts:** 56, Georgia, Sept. 9, 2017 (16 rush, 40 pass)
- **Total offense yards:** 390, Wake Forest, Nov. 4, 2017 (110 rush, 280 pass)
- **All-purpose yards:** 207, at Boston College, Sept. 16, 2017

JUNIOR SEASON (2017)

- Played in and started 12 games
- Only starting quarterback in the FBS to lead his team to victories over four teams that finished the season ranked in the Associated Press Top 25
- First Irish starting quarterback to lead his team to victories over four teams that finished the season ranked in the Associated Press Top 25 since Rick Mirer in 1990 (Miran registered five)
- Third QB in school history to eclipse both 500 rushing yards and 1,000 passing yards in the same season (Tony Rice, 1988 and '89; DeShone Kizer, 2015)
- Career 2.14 interception percentage (6 in 280 pass attempts) ranks best in school history
- Career 13.4 points responsibility per game (188 points in 14 games) ranks tied for second in school history
- Owns 9-3 (.750) record as a starting quarterback at Notre Dame
- Ranked 18th in the FBS in passing yards per completion (13.75)
- Ranked tied for 19th overall in the FBS and tied for fifth among quarterbacks in rush yards per carry (5.70)
- Ranked 21st in the FBS in points responsible for per game (15.2)
- Ranked 24th in the FBS in points responsible for (182)
- Ranked 39th overall in the FBS and seventh among quarterbacks in rush yards per carry (5.70)
- Threw for at least two TD passes in six of his 12 games played, tossing three against Miami, Ohio (Sept. 30) and two against Temple (Sept. 2), USC (Oct. 21), NC State (Oct. 28), Navy (Nov. 18) and Stanford (Nov. 25)
- Led the Irish with 14 rushing TDs, which shattered the previous school record of 10 set by DeShone Kizer in 2015
- Ranked second on the Irish with 803 rushing yards, which is the second-most rushing yards by a quarterback in school history
- Set the quarterback school record for single-game rushing yards (207 at Boston College)
- Rushed for four TDs, tied for third-most in school history, at Boston College (Sept. 16)
- Recorded four 100-yard rushing games
- Third Notre Dame player (Jarious Jackson, DeShone Kizer) to throw for 200 yards and rush for 100 yards in the same game (Wake Forest)
- Threw for 280 yards and a TD, and ran for another 110 and two TDs, against Wake Forest (Nov. 4)
- Completed a pass of at least 30 yards in nine different games
- Recorded a rush of at least 20 yards in nine different games
- Registered a pass completion of at least 30 yards and rush of at least 20 yards in six different games
- 50 of his 130 carries went for a first down or TD
- 20 of his 36 carries on third down resulted in a first down or TD
- Recorded 13 rushes of at least 20 yards
- Completed 60 percent (54-of-89) of his passes on third down

SOPHOMORE SEASON (2016)

- Did not see game action
- Served as Notre Dame's third-string quarterback
- Split time between the Irish regulars and the offensive scout team during game preparation

FRESHMAN SEASON (2015)

- Played in two games as the backup quarterback
- Saw action against UMass (Sept. 26) and Pittsburgh (Nov. 7)
- Accounted for 109 yards of total offense against the Minutemen, gaining 92 yards on four carries while completing three of his five passes for 17 yards
- Registered a 58-yard TD run against UMass
- Recorded a 17-yard run among his three carries against the Panthers

HIGH SCHOOL AND PERSONAL DATA

- First-team pick as athlete on MaxPreps All-American Team for 2014
- Honorable mention pick on 2015 Parade prep All-America squad
- Named to USA Today American Family Insurance All-USA New Jersey Football Team as offensive player of the year and quarterback
- Rated 38th player in nation and No. 2 dual-threat quarterback on Rivals.com 250 list
- Rated 45th player in the nation and number-four dual-threat quarterback on ESPN 300 list and 55th player overall and fifth dual-threat quarterback on 247Sports Top 247 list
- Ranked 71st player nationally and sixth quarterback on Scout 300 list
- Ranked 102nd nationally on PrepStar Top 150 Dream Team
- Rated 121st player nationally on Tom Lemming's Top 300 list
- New Jersey Gatorade Player of the year in 2014
- NJ.com Offensive Player of the Year for 2014
- First-team quarterback on NJ.com all-state squad and on all-non-public team for 2014
- First-team quarterback on all-Hudson County Interscholastic Athletic League unit
- MSG Varsity first-team all-metro quarterback and Tri-State Player of the Year
- Player of the year on MSG Varsity all-New Jersey squad
- Completed 192 passes (most in the state) of 265 attempts (.723) for 3,187 yards, 37 touchdowns and four interceptions as senior in 2014 for St Peter's Prep High School in Jersey City, New Jersey
- Rushed for 723 yards and five TDs
- Helped St. Peter's to 11-1 record and New Jersey Non-Public Group 4 state title with 34-18 win over Paramus Catholic in championship game for school's first state title since 2005
- Top senior season effort featured 25 of 39 passing for 430 yards and four TDs
- In three 2014 playoff games completed 60 of 88 throws for combined 854 yards and 10 TDs
- Threw three second-half TD passes versus Bergen Catholic in come-from-behind win in state semifinal
- Completed 18 of 32 throws for 167 yards and two TDs and rushed 11 times for 158 yards and one TD in title game versus Paramus Catholic
- Completed 89 of 162 passes for 1,408 yards and 16 TDs and rushed seven times for TDs as junior in 2013, with four of those TD runs for at least 25 yards
- Played in Under Armour All-American Bowl in St. Petersburg, Florida--completing three of six passes for 44 yards and rushing once for minus-five yards
- Enrolled in the Mendoza College of Business, majoring in accountancy with a minor in studio art

WIMBUSH'S CAREER STATISTICS

PARTICIPATION

Year	2017	2015	Career
G-GS	12-12	2-0	14-12

PASSING

Year	Cmp-Att-Int	Yards	TD	Long	PCT	Avg/P	Avg/G	Effic
2015	3-5-0	17	0	9	60.0	3.4	8.5	88.6
2017	136-275-6	1870	16	83	49.5	6.8	155.8	121.4
Total	139-280-6	1887	16	83	49.6	6.7	134.8	120.8

RUSHING

Year	Att	Yards	TD	Long	Avg/C	Avg/G
2015	7	96	1	58	13.7	48.0
2017	141	803	14	65	5.7	66.9
Total	148	899	15	65	6.1	64.2

TOTAL OFFENSE

Year	Rush	Pass	Total	Avg/G
2015	96	17	113	56.5
2017	803	1870	2673	222.8
Total	899	1887	2786	199.0

SCORING

Year	TD	Rush	RCV	RET	2PAT	Total	Avg/G
2015	1	1	0	0	0	6	3.0
2017	14	14	0	0	1	86	7.2
Total	15	15	0	0	1	92	6.6

ALL PURPOSE

Year	Rush	RCV	PR	KR	IR	Total	Avg/G
2015	96	0	0	0	0	96	48.0
2017	803	0	0	0	0	803	66.9
Total	899	0	0	0	0	899	64.2

WIMBUSH'S GAME-BY-GAME STATISTICS

2017	Passing				Rushing			
	cmp-att-int	Yds.	TD	Lg.	No.	Yds.	TD	Lg.
* Temple	17-30-1	184	2	34	12	106	1	24
* Georgia	20-40-0	210	0	32	16	1	1	8
* at BC	11-24-1	96	0	33	21	207	4	65
* at MSU	14-20-0	173	1	40	8	52	1	32
* Miami, Ohio	7-18-0	119	3	54	11	36	1	19
at UNC	Did Not Play - Injury							
* USC	9-19-0	120	2	26	14	106	2	24
* NC State	10-19-0	104	2	25	7	21	1	20
* Wake Forest	15-30-0	280	1	44	12	110	2	50
* at Miami, Fla.	10-21-2	119	1	23	11	24	0	20
* Navy	9-18-0	164	2	30	8	41	1	21
* at Stanford	11-28-2	249	2	83	17	61	0	13
* vs. LSU	3-8-0	52	0	35	4	38	0	31
TOTALS	136-275-6	1870	16	83	141	803	14	65

* Games started

2015	Passing				Rushing			
	cmp-att-int	Yds.	TD	Lg.	No.	Yds.	TD	Lg.
Texas	Did Not Play							
at Virginia	Did Not Play							
Georgia Tech	Did Not Play							
UMass	3-5-0	17	0	9	4	92	1	58
at Clemson	Did Not Play							
Navy	Did Not Play							
USC	Did Not Play							
at Temple	Did Not Play							
at Pittsburgh	0-0-0	0	0	0	3	4	0	17
Wake Forest	Did Not Play							
vs. BC	Did Not Play							
at Stanford	Did Not Play							
vs. Ohio State	Did Not Play							
TOTALS	3-5-0	17	0	9	7	96	1	58

* Games started



89 BROCK WRIGHT

TE • 6' 4 1/2" • 260 lbs • Sophomore
Cypress, Texas (Cy-Fair)

FRESHMAN SEASON (2017)

- Played in 11 games, primarily on special teams and as a reserve tight end

HIGH SCHOOL AND PERSONAL DATA

- Enrolled at Notre Dame in January 2017
- Widely considered the top tight end in the 2017 recruiting class
- One of 11 early enrollees listed by Sports Illustrated to possibly earn significant roles as true freshmen
- Led Cy-Fair to an 8-3 record and appearance in the University Interscholastic League Class 6A Division I playoffs as a senior in 2016
- Operated in a run-heavy offense that only completed 135 passes all season
- Caught 30 passes for 491 yards and four TDs
- His 30 receptions were the second-most on the squad
- Averaged 44.6 receiving yards/game and 16.4 yards/reception
- Named 2016 American Family Insurance First Team ALL-USA Texas
- One of three tight ends, and highest ranked, named to Waco Tribune-Herald Top 100
- 2016 First Team Texas High School Coaches Association Academic All-State
- First-team tight end on Texas District 17-6A squad in 2016 ... 2016 Cy-Fair Offensive Player of the Year
- No. 76-ranked overall player and No. 3 tight end by Scout.com
- No. 67-ranked overall player and No. 2 tight end by 247Sports.com
- No. 29-ranked overall player and No. 1 tight end by ESPN.com
- No. 44-ranked overall player and No. 1 tight end by Rivals.com
- Texas' No. 11-ranked player by Scout.com, No. 9-ranked player by 247Sports, No. 6-ranked player by ESPN and No. 5-ranked player by Rivals
- No. 26-ranked overall player and No. 1-ranked tight end by Tom Lemming's Prep Football Report
- Five-star member of the PrepStar Top 300 Dream Team, ranked as the No. 57 player in the class of 2017 and the No. 2 tight end
- Played for coach Ed Pustejovsky at Cy-Fair
- Selected to participate in the 2016 Under Armour All-American Game in St. Petersburg, Florida
- Enrolled in the Mendoza College of Business, majoring in marketing

WRIGHT'S CAREER STATISTICS

PARTICIPATION

Year	2017	Career
G-GS	11-0	11-0



19 JUSTIN YOAN

K - 5' 10" 198 lbs - Senior
Nashville, Tennessee (Milton Academy-MA)

YOAN'S PLACE IN THE IRISH RECORD BOOKS

- Single-Game Field Goals Made (vs. Georgia, Sept. 9, 2017, 4, t-7th)
- Single-Season Extra-Point Attempts Made (2017, 55, 1st)
- Single-Season Extra-Point Attempts (2017, 55, 1st)
- Single-Season Extra-Point Percentage (2017, 55-55, 1,000, t-1st)
- Single-Season Scoring By Place Kicker (2017, 97, 2nd)
- Single-Season Extra-Point Attempts Made (2015, 50, 4th)
- Single-Season Scoring By Place Kicker (2015, 95, 4th)
- Single-Season Extra-Point Attempts (2015, 52, t-4th)
- Single-Season Scoring (2017, 97, t-8th)
- Single-Season Field Goals Made (2015, 15, 9th)
- Single-Season Scoring (2015, 95, 10th)
- Single-Season Extra-Point Attempts Made (2016, 44, t-10th)
- Career Field Percentage (2015-, .808, 1st)
- Career Extra-Point Attempts Made (2015-, 149, 2nd)
- Career Scoring By Place Kicker (2015-, 275, 3rd)
- Career Field Goals Made (2015-, 42, 4th)
- Career Extra-Point Attempts (2015, 52, t-4th)
- Career Scoring (2015-, 275, 5th)
- Career 50-yard Field Goals Made (2015-, 1, t-5th)
- Career Field Goal Attempts (2015-, 52, 6th)
- Career Extra-Points Percentage (2015-, 149-153, .974, 6th)
- Most Consecutive Single-Season Field Goals Made (2015, 12, 4th)
- Most Consecutive Career Field Goals Made (2015-16, 12, 4th)
- Most Consecutive Extra Point Attempts Made (2016-, 62, 5th)
- Most Consecutive Career Field Goals Made (2016, 9, t-6th)
- Most Consecutive Extra Point Attempts Made (2015-16, 41, 10th)

YOAN'S HONORS & AWARDS

- Lou Groza Award Watch List (2018, 2016)
- First Team CoSIDA Academic All-District (2017)
- USA Today All-Bowl Team (2017)
- Associated Press All-Bowl Team (2017)
- The Sporting News Freshman All-American (2015)
- ESPN Freshman All-American (2015)
- 247 Sports Freshman All-American (2015)

YOAN'S CAREER HIGHS

- **Points scored:** 13, Georgia, Sept. 9, 2017
- **Kick PATs:** 8, vs. UMass, Sept. 26, 2015
- **Points by kicking:** 13, Georgia, Sept. 9, 2017
- **Field goals made:** 4, Georgia, Sept. 9, 2017
- **Field goal attempts:** 4, Georgia, Sept. 9, 2017
- **Longest field goal:** 52, vs. Navy, Oct. 10, 2015

JUNIOR SEASON (2017)

- Played in all 13 games and served as Notre Dame's primary place kicker
- Led the team in scoring with 97 points
- Went 14-of-18 on field goal attempts, including 14 of his last 16 and six consecutive to end the season
- Converted all 11 field-goal attempts inside 44 yards
- Connected on 55-of-55 extra-point attempts
- Made all four field goal attempts (39, 42, 37 and 28) against Georgia (Sept. 9)
- Drilled 46 and 49-yard field goals in miserable conditions against LSU in the Citrus Bowl (Jan. 1)

SOPHOMORE SEASON (2016)

- Played in all 12 games and served as Notre Dame's primary place kicker
- Led the team in scoring with 83 points
- Went 13-of-17 on field goal attempts
- Connected on 44-of-46 extra-point attempts

FRESHMAN SEASON (2015)

- Played in all 13 games and served as Notre Dame's primary place kicker
- Led the team in scoring with 95 points
- Most points by a freshman in school history
- Fourth-most points in a single season by a place kicker in school history
- First freshman to lead the Irish in scoring since place kicker Brandon Walker in 2007
- Went 15-of-17 on field goal attempts with a career-long 52 yarder against Navy (Oct. 10)
- Connected on 50-of-52 extra-point attempts
- Connected on 88.2% of his field goal attempts, ranking sixth nationally and first among freshmen
- Set season and career highs in extra-point attempts made (eight) and extra-point attempts (nine) against UMass (Sept. 26)
- Converted each of his last 30 extra-point attempts to close the season
- Made a 52-yard field goal against Navy (Oct. 10), which marked the third-longest field goal in school history and longest field goal in the nation by a freshman in 2015
- Connected on all three of his field-goal attempts at No. 9 Stanford (Nov. 28), registering a career-high 12 points against the Cardinal

HIGH SCHOOL AND PERSONAL DATA

- Rated as No. 1 kicker in the nation by 247Sports and No. 2 by ESPN
- Named to PrepStar All-East Region squad as kicker
- Connected on four of six field-goal attempts as senior in 2014 at Milton Academy in Milton, Massachusetts, in spite of early-season back injury
- Helped Milton Academy to 6-2 record
- As junior in 2013, connected on nine of 11 field-goal attempts, including long of 48 yards, hit on 38 of 39 PAT attempts and had 38 touchbacks on kickoffs
- Kicked three field goals--from 47, 32 and 31 yards out--in Under Armour All-American Bowl in St. Petersburg, Florida, to help his team win 46-6
- Originally played soccer until turning to placekicking as eighth-grader at Harding Academy in Nashville, Tennessee
- Born in Ohio to parents of Korean descent
- Father Jiseop is a former Olympic figure-skater
- Enrolled in the Mendoza College of Business, majoring in finance

YOON'S CAREER STATISTICS

FIELD GOALS

Year	Made	Att.	Long	Pct.
2015	15	17	52	88.2
2016	13	17	40	76.5
2017	14	18	49	77.8
Total	42	52	52	80.8

DISTANCE

	0-19	20-29	30-39	40-49	50+	LG	Blkd
2015	0-0	5-5	7-8	2-3	1-1	52	0
2016	0-0	6-6	6-9	1-2	0-0	40	1
2017	0-0	4-4	5-5	5-8	0-1	49	0
Totals	0-0	15-15	18-22	8-13	1-2	52	1

SCORING

Year	TD	Rush	Rcv.	Ret.	PAT	2PAT	FG	Total	Avg/G
2015	0	0	0	0	50	0	15	95	7.3
2016	0	0	0	0	44	0	13	83	6.9
2017	0	0	0	0	55	0	14	97	8.1
Totals	0	0	0	0	149	0	42	275	7.4

YOON'S GAME-BY-GAME STATISTICS

	Field Goals				PAT Attempts				
	md-att	lg	blk	kick	rush	rcv	Pts		
Temple	0-2	0	0	7-7	0	0	7		
Georgia	4-4	42	0	1-1	0	0	13		
at BC	0-0	0	0	7-7	0	0	7		
at MSU	1-1	46	0	5-5	0	0	8		
Miami, Ohio	1-2	43	0	7-7	0	0	10		
at UNC	1-1	29	0	4-4	0	0	7		
USC	0-0	0	0	7-7	0	0	7		
NC State	0-0	0	0	5-5	0	0	5		
Wake Forest	2-3	34	0	6-6	0	0	12		
at Miami, Fla.	0-0	0	0	0-0	0	0	0		
Navy	1-1	29	0	3-3	0	0	6		
at Stanford	2-2	38	0	2-2	0	0	8		
vs. LSU	2-2	49	0	1-1	0	0	7		
Totals	14-18	49	0	55-55	0	0	97		

	Field Goals				PAT Attempts				
	md-att	lg	blk	kick	rush	rcv	Pts		
at Texas	1-2	39	1	6-6	0	0	9		
Nevada	1-1	21	0	4-5	0	0	7		
MSU	0-0	0	0	4-4	0	0	4		
Duke	0-1	0	0	5-5	0	0	5		
vs. Syracuse	2-3	39	0	6-6	0	0	12		
at NC State	1-1	40	0	0-0	0	0	3		
Stanford	1-1	29	0	1-1	0	0	4		
Miami, Fla.	3-3	37	0	3-3	0	0	12		
vs. Navy	2-2	39	0	3-3	0	0	9		
vs. Army	1-1	27	0	5-6	0	0	8		
Virginia Tech	1-1	25	0	4-4	0	0	7		
at USC	0-1	0	0	3-3	0	0	3		
Totals	13-17	40	1	44-46	0	0	83		

	Field Goals				PAT Attempts				
	md-att	lg	blk	kick	rush	rcv	Pts		
Texas	1-2	38	0	5-5	0	0	8		
at Virginia	2-3	45	0	2-2	0	0	8		
Georgia Tech	1-1	29	0	3-4	0	0	6		
UMass	0-0	0	0	8-9	0	0	8		
at Clemson	1-1	46	0	1-1	0	0	4		
Navy	2-2	52	0	5-5	0	0	11		
USC	2-2	32	0	5-5	0	0	11		
at Temple	1-1	23	1	3-3	0	0	6		
at Pittsburgh	0-0	0	0	6-6	0	0	6		
Wake Forest	0-0	0	0	4-4	0	0	4		
vs. BC	2-2	35	0	1-1	0	0	7		
at Stanford	3-3	29	0	3-3	0	0	12		
vs. Ohio State	0-0	0	0	4-4	0	0	4		
Totals	15-17	52	0	50-52	0	0	95		



87 MICHAEL YOUNG JR.

WR • 5' 10" • 185 lbs • Sophomore
Saint Rose, Louisiana (Destrehan)

YOUNG JR.'S CAREER HIGHS

- **Points scored:** 6, vs. LSU, Jan. 1, 2018
- **Touchdowns:** 1, vs. LSU, Jan. 1, 2018
- **Rush attempts:** 1, Miami, Ohio, Sept. 30, 2017
- **Rush yards:** 6, Miami, Ohio, Sept. 30, 2017 (1 carry)
- **Long rush:** 6, Miami, Ohio, Sept. 30, 2017
- **Receptions:** 2, vs. LSU, Jan. 1, 2018
- **Receiving yards:** 8, vs. LSU, Jan. 1, 2018 (2 receptions)
- **Receiving TDs:** 1, vs. LSU, Jan. 1, 2018
- **Long reception:** 6, 2x, last vs. LSU, Jan. 1, 2018
- **Total offense attempts:** 1, Miami, Ohio, Sept. 30, 2017 (1 rush, 0 pass)
- **Total offense yards:** 6, Miami, Ohio, Sept. 30, 2017 (6 rush, 0 pass)
- **All-purpose yards:** 18, at Michigan State, Sept. 23, 2017
- **Kick returns:** 1, at Michigan State, Sept. 23, 2017
- **Kick return yards:** 18, at Michigan State, Sept. 23, 2017 (1 return)
- **Long kick return:** 18, at Michigan State, Sept. 23, 2017

FRESHMAN SEASON (2017)

- Played in all 13 games
- Caught four passes for 18 yards and one TD
- Rushed for six yards on one carry and returned one kickoff for 18 yards
- First career TD reception was a fourth-quarter grab that tied the game and ultimately helped the Irish defeat LSU, 21-17, in Citrus Bowl

HIGH SCHOOL AND PERSONAL DATA

- Led Destrehan to an 11-1 record as a senior in 2016
- Helped Destrehan reach the 2016 Louisiana High School Athletic Association 5A State semifinals
- 35 catches for 507 yards and six touchdowns
- No. 18-ranked player in the 2017 New Orleans Times-Picayune Nifty 50
- First-team wide receiver on Louisiana District 7-5A squad in 2015 and 2016
- No. 75 wide receiver by Scout.com
- No. 69 wide receiver by 247Sports.com
- No. 92 wide receiver by ESPN.com
- No. 71 wide receiver by Rivals.com
- Louisiana's No. 36-ranked player by Scout.com, No. 18-ranked player by 247Sports, No. 24-ranked player by ESPN and No. 20-ranked player by Rivals
- Played for coach Stephen Robicheaux at Destrehan
- Enrolled in the College of Arts and Letters, majoring in film, television and theatre

YOUNG JR.'S CAREER STATISTICS

PARTICIPATION

Year	GP-GS
2017	13-0

RECEIVING

Year	REC	Yards	TD	Long	Rec/G	Avg/C	Avg/G
2017	4	18	1	6	0.3	4.5	1.4

RUSHING

Year	ATT	Yards	TD	Long	Avg/C	Avg/G
2017	1	6	0	6	6.0	0.5

TOTAL OFFENSE

Year	Rush	Pass	Total	Avg/G
2017	6	0	6	0.5

SCORING


Year	TD	Rush	RCV	RET	2PAT	Total	Avg/G
2017	1	0	1	0	0	6	0.5

KICK RETURNS

Year	NO.	Yards	TD	Long	Avg/R	Avg/G
2017	1	18	0	18	18.0	1.4

ALL PURPOSE

Year	Rush	RCV	PR	KR	IR	Total	Avg/G
2017	6	18	0	18	0	42	3.2



SENIOR MANAGERS

Casey Fraleigh (Mishawaka, Indiana), Rose Baldonado (Phoenix, Arizona) and Matt Geenen (Brookfield, Wisconsin)



BRIAN KELLY

36th Year Coaching, 28th Year as a Head Coach
Ninth Year At Notre Dame

NOTABLE HONORS

- 2012 AP National Coach of the Year
- 2012 Walter Camp National Coach of the Year
- 2012 Sporting News National Coach of the Year
- 2012 Home Depot National Coach of the Year
- 2012 Liberty Mutual National Coach of the Year
- 2012 AFCA National Coach of the Year
- 2009 Home Depot National Coach of the Year

Entering his 28th season as a collegiate head coach and ninth year at the University of Notre Dame, Dick Corbett Head Football Coach Brian Kelly brings a championship tradition as the school's 29th head football coach.

Kelly is the winningest active coach in the NCAA Football Bowl Subdivision. He is the only two-time winner of The Home Depot Coach of the Year Award (2009, 2012). Kelly is the fifth-winningest coach in school history.

His 142 victories as a head coach since 2001 are more than all but four active FBS head coaches — Ohio State's Urban Meyer, Alabama's Nick Saban, Miami, Fla.'s Mark Richt and TCU's Gary Patterson.

KELLY'S HEAD COACHING RESUME

- Twenty-third college coach to reach 200 career victories with at least five years of service or 50 victories at a school that was classified as a major college at the time
- Second-youngest and fifth-fastest coach to ever reach 200 career victories with at least five years of service or 50 victories at a school that was classified as a major college at the time
- With 10 wins in 2015 and 2017, Kelly joins Knute Rockne, Ara Parseghian and Lou Holtz as the only Notre Dame coaches to hit the double-digit mark in wins two times
- With 10-win seasons in two of the last three years, Kelly is the first Irish coach to do since Holtz registered three straight 10-win seasons from 1991-93
- Kelly is 19-17 (.528) in his career against Associated Press Top 25 teams, which ranks sixth among active FBS coach with at least 35 such games
- Ranks first and 10th among active NCAA FBS coaches in career victories (219) and career winning percentage (.707), respectively
- Swept just about every possible coach of the year award in 2012 — Home Depot, Associated Press, Walter Camp Football Foundation, Sporting News, Liberty Mutual and American Football Coaches Association
- Continued focus on academics as Notre Dame won the 2014 American Football Coaches Association Academic Achievement Award with a 100 percent graduation rate for the freshman football student-athlete class of 2007
- Twelve of Kelly's last 13 teams have finished the year with a winning record
- Every team of Kelly's head coaching tenure, except for his first Central Michigan team that went 4-7 in 2004 and Notre Dame in 2016 (4-8), has finished at .500 or better (25 out of 27 years)
- Ten active FBS coaches have guided their respective schools to an undefeated regular season since 2009, including Kelly
- Three seasons at Cincinnati from 2007-09, including a 34-6 record (.850) and two straight outright BIG EAST Conference title teams that earned BCS appearances in 2008 (FedEx Orange Bowl) and 2009 (Allstate Sugar Bowl)
- Three seasons at Central Michigan University from 2004-06, including a 19-16 overall record (.542) featuring a 9-4 mark and Mid-American Conference title in 2006
- Thirteen seasons at Grand Valley State University from 1991-2003, including a 118-35-2 record (.767) highlighted by NCAA Division II

national championships in 2002 (14-0) and 2003 (14-1)

- An overall record of 219-90-2 (.707) in those 27 seasons as a head coach
- A record of 16-7 (.696) record in postseason play as a head coach

KELLY ERA AT NOTRE DAME

Brian Kelly, the winningest active coach in the FBS and the only two-time winner of The Home Depot Coach of the Year Award, enters his ninth season as the head coach at Notre Dame.

Kelly is the second-youngest and fifth-fastest coach to ever reach 200 career victories with at least five years of service or 50 victories at a school that was classified as a major college at the time.

With 10 wins in both 2015 and 2017, Kelly joins Knute Rockne, Ara Parseghian and Holtz as the only Notre Dame coaches to hit the double-digit mark in wins twice.

The 2017 campaign marked the 12th time in school history the Irish had won 10 or more games during the regular season (also 10-1 in 1921, 10-0 in 1930, 10-0 in 1949, 10-0 in 1973, 10-1 in 1977, 11-0 in 1988, 11-1 in 1989, 10-1 in 1993, 10-2 in 2002, 10-2 in 2006 and 10-3 in 2015).

Notre Dame's six-game win improvement in 2017 from the year prior was the largest improvement from one year to the next in school history since the Irish improved by seven victories under first-year head coach Ara Parseghian in 1964 (9-1 after going 2-7 in 1963).

Notre Dame defeated four teams last year that finished the season ranked in the Associated Press Top 25 — a feat unsurpassed by another team in college football. The four victories over teams that finished the season ranked in the Associated Press Top 25 were the most by an Irish squad since 1990 — when Notre Dame registered five.

Among the 26 FBS teams that finished the season with at least 10 wins in 2017, Notre Dame played four different Power 5 teams with 10 or more wins (second most in the nation) and defeated two different Power 5 teams with 10 or more wins (fourth most in the nation). In fact, among the 36 FBS teams that finished the season with at least nine wins in 2017, Notre Dame played seven different nine or more win teams (the most) and defeated four different nine or more win teams (fourth most).

The Irish used a dominant running game led by the All-American tandem of guard Quenton Nelson and tackle Mike McGlinchey.

McGlinchey and Quenton Nelson were the 17th set of FBS teammates in the same position group to be named consensus All-Americans in the same season since the adoption of two-platoon football (1964). They were the first FBS teammates in the same position group to be named consensus All-Americans in the same season since Barrett Jones (C) and Chance Warmack (OG) of Alabama in 2012.

Nelson was the 34th unanimous All-American in Notre Dame history, first since Manti Te'o in 2012, and first offensive lineman to earn such an honor since OT Aaron Taylor in 1993.

McGlinchey and Nelson were the first pair of Notre Dame offensive linemen to garner first-team honors in the same season by the Associated Press since 1931.

The duo spearheaded an offensive line that paved the way for the third-best FBS rushing attack in yards/carry (6.3), seventh-best in rushing offense (269.3 rush yards/game), eighth-best in total rushing yards (3,503) and 15th-best in rushing touchdowns (35). The 3,503 rush yards and 6.3 yards/carry were both single-season school records.

They also helped Notre Dame's offensive line capture the Joe Moore Award. Presented by the Foundation for Teamwork, the award is given annually the "toughest, most physical offensive line in the country."

Notre Dame rushed for over 300 yards seven times in 2017 (the Irish eclipsed 300 yards rushing seven times over the previous 17 years combined). The Irish had seven different players that registered a run of at least 30 yards, four different players that rushed for at least 100 yards in a game, 13 separate 100-yard rushing games and 22 carries that netted at least 35 yards.

Notre Dame ranked in the top three nationally in runs of at least 20 yards (3rd, 42), 30 yards (1st, 28), 40 yards (3rd, 15), 50 yards (3rd, 11), 60 yards (1st, nine) and 70 yards (2nd, four).

Josh Adams ranked among the top 20 nationally in rushing yards per

game (16th at 115.5), total rushing yards (13th at 1,386) and yards per rush (17th at 7.26). He led the nation with a 5.20 yards per carry after contact (total 994).

No FBS player since 1996 other than Adams in 2017 broke a TD run of at least 70 yards in four consecutive games. He passed four players since '96 who had TD runs of 70-plus in three straight games, including Heisman trophy winner Ricky Williams.

Brandon Wimbush set the quarterback school record for single-game rushing yards (207) and single-season rushing touchdowns (14). He was the third QB in school history to eclipse both 500 rushing yards and 1,000 passing yards in the same season. He joined Tony Rice (1988 and '89) and DeShone Kizer (2015).

Notre Dame set the modern single-game record for rush yards per carry vs. Boston College on Sept. 16, 2017. The Irish averaged 10.1 yards per rush and totaled 515 yards against the Eagles. The previous record of 10.0 yards per rush had stood for 75 years.

The Boston College game was the first time in school history that the Irish had a pair of runners eclipse 200 yards rushing in the same game. Adams went for 229 yards on 18 carries, while Wimbush picked-up 207 yards and ran for four scores.

Notre Dame rushed for a single-season school record 3,503 yards in 2017. The previous school record of 3,502 yards was set in 1973.

Notre Dame set the single-season record for rush yards per carry in 2017. The Irish averaged 6.3 yards per rush, which not only bested the previous modern-day mark of 5.63—set just two years ago in 2015—but also topped the previous school record of 6.2, which was set in 1921 (96 years ago).

Notre Dame rushed for 35 touchdowns in 2017, which is the most by the Irish since 1993.

Notre Dame ranked 27th in the FBS in total offense. The Irish have not ranked higher in the FBS since 2009, when they ranked ninth.

Notre Dame ranked seventh in the FBS in rushing offense (269.3 yards per game). The Irish have not ranked higher in the FBS since 1995 (sixth) and have not registered a higher per game average since 1996 (269.5).

Notre Dame ranked 24th in the FBS in scoring offense (34.2 points per game). The Irish have not ranked higher in the FBS since 2006 (16th) and have not registered a higher scoring average since 2005 (36.7).

With nine runs of at least 60 yards in 2017, the Irish were tied for the national lead in that category. Six of those runs came against Power 5 teams, making Notre Dame one of just four teams in FBS to have broken six runs of 60 yards or more against power conference teams this year.

The Irish also experienced a resurgence on the defensive side of the ball.

Notre Dame improved by at least 20 spots in the FBS rankings in third down conversion percentage, interceptions, rushing defense, scoring defense, passing efficiency defense, sacks, tackles for loss and turnovers gained.

The Irish were the last team in the FBS to surrender more than 20 points in a game. Notre Dame allowed 20 points or less over each of their first eight games.

The Irish allowed only four plays of 40 yards or longer in 2017—the second-fewest of any team in the FBS. By comparison, Notre Dame yielded 12 in 2016 and 15 in 2015.

The Irish allowed only one play of 50 yards or longer in 2017—the second-fewest of any team in the FBS. By comparison, Notre Dame yielded 10 in 2016 and nine in 2015.

The Irish ranked first or second in the FBS in fewest completions allowed of at least 30 yards (second, nine), 40 yards (first, one) and 50 yards (first, zero).

Notre Dame was the only FBS school to yield one or fewer pass plays of 40 yards or longer in 2017. By comparison, Notre Dame allowed eight completions of 40 yards or longer and seven of 50 yards or longer in 2016.

Notre Dame's defensive line in 2016 accounted for a total of 3.0 sacks (and both of the players that combined for those 3.0 sacks graduated). The defensive line combined for 16.5 sacks in 2017.

Notre Dame's linebacker unit (which included Te'von Coney, Drue Tranquill, Nyles Morgan and Greer Martini) all registered at least 75 tackles—a first in school history.

Despite starting just seven games in 2017, Coney led Notre Dame in tackles (116), tackles for loss (13.5) and finished second on the Irish in sacks (3.0). Coney recorded a career-best 17 tackles (tops by any player in a bowl game) in the 21-17 victory over LSU in the 2018 Overton Citrus Bowl.

Tranquill, in his first season at linebacker after converting from safety, totaled 85 tackles, 10.5 tackles for loss, 1.5 sacks, three fumble recoveries, four passes defended, one interception and one forced fumble. Morgan and Martini registered 92 and 75 stops, respectively, and Morgan collected 7.0 tackles for loss.

Julian Love became the eighth Irish player in school history to return two interceptions for touchdowns in a season. He finished second in the FBS in pass breakups (20), passes defended (23) and passes defended/gm (1.77). Love is the first FBS underclassmen (freshman or sophomore) to average more than 1.77 passes defended/game since Aqib Talib, Kansas, 2006 (2.8).

The 2015 regular season did not exactly start as many within the program might have hoped. The Irish lost projected defensive front-line standout Jarron Jones and likely freshman secondary contributor Shaun Crawford in preseason camp.

Then take a look at the depth chart for the Notre Dame opener against Texas: It included starting quarterback Malik Zaire, starting running back Tarean Folston, backup running back C.J. Prosise, starting tight end Durham Smythe, rookie wide receiver Equanimeous St. Brown, starting linebacker James Onwualu, starting cornerback KeiVarae Russell, experienced safeties Drue Tranquill and Avery Sebastian, none of whom would be in uniform for the finale at Stanford.

Along the way, the Irish were forced to use 38 different players in the starting lineup, yet still won 10 games (10-3) against a schedule that featured five teams ranked in the final College Football Playoff rankings. The three losses all came against teams that were ranked in the top five of the final AP poll —vs. No. 4 Ohio State, at No. 2 Clemson and at No. 3 Stanford—and two came by two points and, for all intents and purposes, decided on the game's final play.

In 2015 Notre Dame featured one of the most explosive offenses in college football. The Irish averaged 34.2 points per game, not far off of the school record for points per game of 37.6 set in 1968 and its best average since 2005 when Notre Dame posted 36.7 points per game. Notre Dame averaged 466.4 yards of total offense per game, including three outings with over 500 yards of total offense (Texas, UMass and Stanford). The Irish have averaged more yards of total offense per game just once (2005) since setting the school record of 510.5 yards of total offense per game.

Following the season-ending injury to Zaire in just the second game, Kelly turned the offense over to sophomore quarterback DeShone Kizer. Despite having minimal playing experience, Kizer proved to be one of the better first-year signal callers in school history. He threw for 2,884 yards and 21 touchdowns (in 13 games and 11 starts). Kizer added 520 yards rushing and a quarterback school record 10 TDs on the ground. He registered 3,404 yards of total offense. In single-season school history, Kizer ranked fourth in completion percentage (63.0), seventh in passing efficiency (150.0), seventh in TD passes, seventh in passing yards, tied for seventh in 300-yard passing games (two), eighth in completions (211), ninth in pass attempts (335) and 10th in passing yards per game (221.8).

Kizer benefited from a dominant offensive line, punishing running game and dynamic passing attack. Senior LT Ronnie Stanley became the first Irish offensive lineman to earn consensus or unanimous All-America honors since Aaron Taylor in 1993. Senior RB C.J. Prosise ran for 1,032 yards and 11 touchdowns in his first year at the position. Prosise eclipsed the 1,000-yard rushing barrier faster than all but one previous player in Notre Dame history (Reggie Brooks, 1992). While Prosise and freshman Josh Adams (835 yards on 117 carries) did the damage on the ground, junior Will Fuller took advantage through the air. The All-American and Biletnikoff Award semifinalist backed up a record-setting sophomore campaign in 2014 with another incredible season in 2015. Fuller caught 62 passes for 1,258 yards and 14 TDs. His 29 TDs and 2,352 receiving yards over the 2014-15 seasons combined rank first and second, respectively, among Irish wideouts over any two-year span in school history.

Junior LB Jaylon Smith and senior DL Sheldon Day led the Irish defense with All-America caliber campaigns.

Smith, the Butkus Award recipient as well as a consensus All-American, led Notre Dame in total tackles (114), solo tackles (69), assisted tackles (45), pass breakups (five) and fumble recoveries (two). He ranked third on the team with his nine tackles for loss. Smith was the first Notre Dame player with at least 113 tackles, nine tackles for loss and five passes defended since Courtney Watson in 2003. He was one of just three players at a contract bowl eligible school in 2015 with at least 113 tackles, nine TFLs and five passes defended.

Smith turned in some of his best individual performances late in the season, recording at least 10 tackles in five of Notre Dame's last seven games, including a career-high 15 at No. 9 Stanford on Nov. 28. In that game, the Irish held Heisman Trophy finalist Christian McCaffrey to just 94 yards rushing and 113 offensive yards, both his lowest totals over the Cardinal's final 12 games of the season.

Day registered 45 tackles, 33 solo stops, 15.5 tackles for loss, four sacks, 13 quarterback hurries, four passes defended, four pass breakups and two forced fumbles. He led the Irish in tackles for loss and quarterback hurries. His 15.5 tackles for loss were the most by an Irish player since 2006. He had at least one TFL in 11 different games and recorded multiple TFLs in four games.

The Irish saw an offensive renaissance in 2014, with Notre Dame averaging 32.8 points per game, its best mark since 2005. The Irish improved by an average of over 39 yards per game from their 2013 total offense mark, running an average of 6.1 more snaps per contest. Notre Dame's 444.9 yards per game of total offense are also the highest average of Kelly's tenure.

Notre Dame scored at least 27 points a school-record 11 times in 2014. In fact, the Irish accomplished the feat in 10 of their first 11 games, a feat that had not happened since 2005 and one which has never been eclipsed in school history. The Irish were particularly hot at the start of the 2014 season. Notre Dame scored at least 30 points in each of its first four games for the first time since 1943. Meanwhile, the Irish defense allowed just 46 points over those first four games, all victories by at least 16 points. It marked the first time since 1972 that Notre Dame started a season 4-0 with each win coming by 16 points or more.

The highlight of the dominant early season run came under the lights at Notre Dame Stadium on Sept. 6, when Notre Dame shut out Michigan, 31-0, in the final scheduled meeting between the teams. The Wolverines saw an NCAA-record streak of 365 games without being shut out snapped that night. In addition to being Michigan's first time being shut out since 1984, it was the school's most lopsided shutout loss since 1967 and its first non-conference shutout loss since 1926.

Notre Dame started 20 different players on defense in 2014 with only three (CB Cole Luke, DL Isaac Rochell and LB Jaylon Smith) starting all 13 games. Of the 20 defensive starters in 2014, 12 were making their first career start on defense and three others had just a single start prior to last year.

A Butkus Award finalist, Smith led the unit with 112 tackles in 2014, the most by a Notre Dame player since Heisman Trophy runner-up Manti Te'o stopped 113 ball-carriers in 2012. The Irish proved potent in the secondary, recording 16 interceptions on the season, ranking tied for 15th in the nation. Notre Dame intercepted a pass in each of its first 11 games and held a national-best active streak of 14 consecutive games with an interception before seeing it halted at USC.

Kelly's ideal of well-rounded student-athlete values were on display when sophomore Corey Robinson became the first sophomore since 2008, and just the fourth since 2002, to earn first-team Capital One Academic All-America honors. The wide receiver caught 40 passes on the year for 539 yards and five touchdowns. Robinson boasts a 3.83 cumulative grade-point average and has an extensive record of community service work, including holding leadership positions on the University's Student Government Executive Cabinet and the school's Student-Athlete Advisory Committee.

The 2013 defense saw an unusually high number of players gain valuable experience. Twenty-six different Notre Dame players made at

least 10 tackles. The Irish last had at least 26 different players reach double digits when 29 different Irish tacklers reached that milestone in 1962. Over that 51-year span, Notre Dame has seen no more than 23 double-digit tacklers, a sum reached four other times (1977, 1991, 2003 and 2011). Eleven different Notre Dame defensive players that opened 2013 in the two-deep depth chart missed at least three games due to injury, and 19 different Notre Dame defensive players started a game in 2013.

The 2012 defense led the nation in two different categories and ranked among the top 10 in 10 more, including total rushing touchdowns allowed (four, 1st), red-zone rushing touchdowns allowed (four, 1st), scoring defense (12.77, 2nd), points allowed per red-zone trip (3.4, 2nd), passing yards/completion (9.95, 2nd), red-zone touchdowns allowed percentage (34.21%, 3rd), total red-zone touchdowns allowed (13, 1-3rd), red-zone points allowed (130, 4th), total passing touchdowns (10, 6th), total defense (305.46, 7th), red-zone defense (68.4%, 7th) and first downs/allowed (17.07, 8th).

Notre Dame allowed just 12.77 points per game in '12. The Irish were one of only three FBS top-10 scoring defenses to exclusively face FBS competition. Notre Dame allowed only 16 touchdowns (15 offensive) — four touchdowns fewer than any other FBS school. The Irish allowed 166 points over their 13 games. Notre Dame has never surrendered fewer points over a 13-game season in school history. The Irish allowed 12 offensive touchdowns over their last 11 games. In fact, the Irish held six opponents without an offensive touchdown and nine foes to one or fewer offensive touchdowns.

The 2012 offense averaged 189.4 yards rushing (2,462 yards in 13 games) and 222.8 yards passing (2,896). Notre Dame nearly became the third team in school history to average 200+ yards in both categories. The two teams to accomplish the feat were the 1977 national champions (231.9 rushing and 208.1 passing), and the 1970 squad that finished No. 2 (257.8 rushing and 252.7 passing). Notre Dame was one of 26 teams in the FBS to average at least 189 yards on the ground and 200 yards in the air. The Irish averaged 4.9 yards/rush, their highest per carry average over the last 16 years. The 189.4 rushing yards/game is the third-highest per game average over the last 15 years. Only the 2000 (213.5) and 1998 (212.5) Irish squads averaged more per game. Notre Dame ran for at least 200 yards seven times, including six of the year's last nine contests. The Irish had not posted more 200+ yard rushing games in a single season since 1996.

In 2012, Te'o became the 32nd unanimous All-American in Notre Dame history, and the first Irish defensive player to earn such an honor since cornerback Shane Walton in 2002. Te'o was named a first-team All-American as the Football Writers Association of America, American Football Coaches Association, Sporting News, the Walter Camp Football Foundation and the Associated Press selected him to their respective All-America squads.

Te'o qualified as Notre Dame's fourth unanimous All-America linebacker and first since Michael Stonebreaker in 1990 — also joining the likes of Jim Lynch (1966) and Bob Golic (1978).

Te'o became Notre Dame's first Heisman Trophy finalist since quarterback Brady Quinn in 2006. He finished second with 321 first-place votes and 1,706 points — the most ever by a defensive player in college football history. Te'o nearly became the third player to be named a first-team Academic All-American and win the Heisman Trophy in the same year, joining Pete Dawkins (Army) in 1958 and Danny Wuerffel (Florida) in 1996.

Te'o captured the Lott Trophy, Nagurski Trophy, Butkus Award, Lombardi Award, Bednarik Award, Maxwell Award and Walter Camp Award. He became the first player in college football history to sweep the aforementioned seven awards. In fact, no other player in college football history had ever captured more than five major awards in one season.

Tyler Eifert finished his career as the most prolific tight end in Notre Dame history. The 2012 John Mackey Award winner, Eifert holds the school record for career receptions (140) and career receiving yards (1,840) by an Irish tight end. He bested Ken MacAfee's school records in both career categories that had stood since 1977. Eifert also holds single-season school records for receptions (63) and receiving yards (803) by a Notre Dame tight end.

Eifert was named a first-team All-American by Pro Football Weekly and second-team All-American by the Associated Press, Sporting News, Sports Illustrated, the Walter Camp Football Foundation and CBSSports.com.

The 2011 defense ranked 30th in the nation in yards allowed per game, a vast improvement from the defense Kelly inherited that ranked 86th in that category in 2009. The Irish ranked in the top 50 nationally in total defense, scoring defense, rushing defense and passing defense in 2011, marking just the second time in the last nine seasons Notre Dame had ranked that high in all four categories.

Notre Dame was one of 24 schools that opened 2011 with a 0-2 record, but was one of only three teams (Georgia and Western Kentucky being the others) to rebound and have a winning season. In the 11 years from 2001-11, 275 FBS teams started 0-2 and Notre Dame became one of only 27 schools that won at least eight of its next 10 games. The Irish offense that Kelly directed eclipsed 500 yards of offense in five games, equal to the combined number of 500-yard games Notre Dame tallied in the previous five seasons. Notre Dame scored at least 45 points in three games in 2011, the most by an Irish offense since 1996.

The Irish were led on offense by wide receiver Michael Floyd's school-record 100 receptions and the running back duo of Cierre Wood and Jonas Gray, who combined for 1,893 yards and 21 touchdowns. Floyd capped his career by breaking former teammate Golden Tate's two-year-old school record of single-season receptions. Wood and Gray formed a potent one-two punch out of the backfield. The tandem was one of only three running back duos in the FBS that featured each player having at least nine rushing TDs in the 2011 regular season. The other two running back teammates played on the high-octane offenses at Oregon and Oklahoma State.

Defensively, Notre Dame held 12 of 13 teams below their season scoring average and held 11 of 13 schools below their season rushing average. When Kelly arrived at Notre Dame, the Irish were coming off a season where the defense ranked 86th in the nation in total defense at 397.8 yards per game. Two years later, Notre Dame's defense ranked 30th in yards allowed per game at 344.7 and was 25th in scoring defense.

Te'o was named a finalist for the 2011 Butkus Award and Lott Trophy after leading Notre Dame with 128 tackles, 13.5 tackles for loss and five sacks. Safety and team captain Harrison Smith paced the secondary with 90 tackles and 10 pass breakups.

Following the season, Floyd and Smith both were selected in the first round of the NFL Draft. Floyd was chosen 13th overall by Arizona, while Minnesota tabbed Smith with the 29th selection. It marked the first time since 1994 that Notre Dame had multiple first-round NFL draft picks. Combined with Kyle Rudolph being drafted 43rd overall in the 2011 NFL Draft, Kelly became the first Notre Dame coach in 17 seasons to produce three combined players selected in the first 43 picks of consecutive NFL drafts.

Despite enduring a slew of injuries at key positions, Kelly's first Irish squad in 2010 came on strong to play perfectly in November. In addition to a convincing 28-3 victory over once-beaten and 15th-ranked Utah (Notre Dame's widest margin over an Associated Press Top 20 opponent in 14 years), the Irish defeated Army in the first football game played at the new Yankee Stadium — then ended an eight-game losing streak to arch-rival USC with a come-from-behind win at the Los Angeles Coliseum. Then, in the convincing 33-17 Hyundai Sun Bowl triumph against Miami, the Irish charged to a 30-3 lead after three periods, as Kelly became the first Notre Dame football coach to record a bowl victory in his first season on the Notre Dame sidelines.

The Irish success down the stretch came mainly because of their defense, as Notre Dame went 13 consecutive periods over one late four-game stretch without allowing an offensive touchdown (the best sequence in that category in 30 years). In those final four wins Notre Dame's defense limited the Utes, Black Knights, Trojans and Hurricanes to combined averages of 9.8 points (best stretch for an Irish team since 1989), 91.8 yards on the ground and 276.5 total yards. In the last four contests, the Irish defense faced teams that were averaging 38 (Tulsa), 41 (Utah), 31 (Army) and 32 (USC) points per game, yet yielded only two offensive touchdowns, combined, to that quartet. Among individual

defensive leaders was Te'o, Notre Dame's top tackler in 2010 with 133 and a semifinalist for the Chuck Bednarik Award and Butkus Award. Each of those four victories came in the first four career starts by Tommy Rees, following a season-ending injury to Dayne Crist. Among the pacesetters for Kelly's spread offense was Floyd who caught 79 balls in 2010 for 1,025 yards and 12 touchdowns and was named the MVP of the Hyundai Sun Bowl (six catches for 109 yards and two TDs in that contest).

Meanwhile, the Irish kicking game also sparked in 2010, thanks to placekicker David Ruff, who successfully converted his first 18 field-goal attempts (18-of-19 overall in 2010 and 23-of-24 in his career). Ruff became one of three finalists for the Lou Groza Collegiate Place-Kicker Award as the top placekicker in the nation.

Kelly's debut season in South Bend saw the 2010 Irish play arguably the most difficult schedule in the country, as all but one of the Notre Dame opponents finished .500 or better — something no other team could claim. Notre Dame's agenda ranked first nationally in the official NCAA schedule strength standings at the end of the regular season, with Irish opponents playing at a .652 clip (79-42).

On the academic side, Kelly's first season at Notre Dame featured a first-team Academic All-America honor for Ruff, an \$18,000 postgraduate scholarship for offensive lineman Chris Stewart (he attended law school at Notre Dame during the 2010 season) as a National Football Foundation National Scholar-Athlete selection — and a first-place finish by Notre Dame among all FBS programs in the latest NCAA Graduation Success Rate standings with a 96 mark. In 2011, Te'o was named a second-team Academic All-American, and Notre Dame, once again, led all FBS programs in NCAA Graduation Success Rate standings with a 97 score.

Te'o and Mike Golic Jr. were selected as first-team members on the 2012 Capital One Academic All-America® Football Team which is selected annually by CoSIDA (College Sports Information Directors of America). The last time Notre Dame had two football players earn first-team academic honors in the same year was in 1987 (Ted Gradel and Vince Phelan).

KELLY ERA AT CINCINNATI

Architect of two consecutive BCS appearances at the University of Cincinnati, including a perfect 12-0 regular season in 2009 that earned him national-coach-of-the-year honors. Kelly earned the ESPN/Home Depot National Coach of the Year Award in 2009, was the BIG EAST Conference Coach of the Year in 2007, 2008 and 2009 (the first time a BIG EAST football coach won the award three straight years) — and received the American Football Coaches Association Division II Coach of the Year Award in both 2002 and 2003. He was also a finalist for four other national awards in 2009 — the Eddie Robinson Coach of the Year Award (Football Writers Association of America), the Bear Bryant Coach of the Year Award (National Sportscasters and Sportswriters Association), the Liberty Mutual Coach of the Year Award and the George Munger Coach of the Year Award (Maxwell Football Club).

He boasted a 2-1 record at Cincinnati in postseason bowl games — including a 27-24 win over Western Michigan in the International Bowl after the 2006 season (he coached in that game immediately after taking the job at Cincinnati), a 31-21 win over Southern Mississippi in the Papajohns.com Bowl after the '07 season and a 20-7 loss to Virginia Tech in the FedEx Orange Bowl after the '08 campaign. Kelly's '06 Central Michigan team finished 9-4 and qualified for the Motor City Bowl (Central Michigan defeated Middle Tennessee 31-14, though he did not coach after accepting the head coaching position at Cincinnati) — and his 12-0 team in '09 earned an Allstate Sugar Bowl assignment against once-beaten Florida.

In six NCAA Division II playoff appearances at Grand Valley State, Kelly's teams combined for an 11-4 (.733) postseason record — including four straight victories in winning both the '02 and '03 NCAA titles. His '01 Grand Valley State team fell 17-14 to North Dakota in the Division II national title game.

Kelly's '09 team at Cincinnati finished third in the final BCS standings and fourth in both the final regular-season Associated Press and USA Today/ESPN polls. His '08 team ended up 11-3 and 17th in both polls — and his '07 Bearcat squad finished 10-3 and 17th (AP) and 20th (USA

Today/ESPN) in the final polls.

Through the end of the 2009 regular season, his Cincinnati team won all 12 of its games, led the nation in passing efficiency (166.19), ranked second in kickoff returns (29.2 each) and sixth in total offense (464.25 yards per game), passing yardage (320.33) and scoring (39.83 points). Meanwhile, Kelly's Bearcat defense rated third nationally in tackles for losses (8.42 per game) and eighth in sacks (2.92). The '09 Cincinnati squad set Bearcat single-season records for points (495), passing yards (3,844), fewest fumbles (10), fewest fumbles lost (two) and fewest turnovers (10). Cincinnati concluded the '09 campaign with a record 18 straight regular-season victories.

Among the standouts Kelly coached on the '09 Bearcat roster were first-team All-America receiver Mardy Gilyard (he ranked second nationally in all-purpose yards at 203.5 per game at the end of the regular season) and quarterback Tony Pike (ninth in passing efficiency at 155.36). Eleven Cincinnati players merited all-BIG EAST honors for '09 (five first-team selections), including Gilyard, the league's Special Teams Player of the Year for the second straight season.

In three years at the helm of the program, Kelly put together a 34-6 record and led the Bearcats to their first two BIG EAST championships in 2008 and '09. Cincinnati achieved a then-school-record 11 victories in 2008, followed that up with a dozen wins in '09 and had back-to-back-to-back 10-win seasons for the first time in school history. Kelly's Bearcats in '08 won the school's first outright conference championship since 1964 and earned the school's first berth in a BCS game, playing against Virginia Tech in the 75th FedEx Orange Bowl. In '08, Cincinnati achieved its then-highest ranking to close the regular season — 12th in the AP and USA Today/ESPN polls and the BCS standings entering the Orange Bowl. The Bearcats held a postseason ranking of 17th in both polls, tying the top postseason ranking in school history.

Following the close of the '08 regular season, Kelly was named the BIG EAST Coach of the Year for the second straight season. He also was named the American Football Monthly Schutt Sports FBS Coach of the Year, earned AFCA Region I Coach of the Year honors and was named BIG EAST Coach of the Year by Sporting News.

Cincinnati placed 10 players on the 2008 all-BIG EAST teams (including first-team selection Connor Barwin) — with kick returner Gilyard named the BIG EAST Special Teams Player of the Year and punter Kevin Huber earning the first AFCA All-America nod in program history. Huber became the first two-time AP first-team All-America selection in Bearcat football history.

The Bearcats' 27-24 bowl victory over Western Michigan in 2006 came just 34 days after Kelly was hired. Then, in his first full season at the helm in '07, he put Cincinnati on the national radar by jumping out to a 6-0 start and earning the Bearcats their first appearance in the polls in more than 30 years. By winning 10 games for the first time since 1951, Cincinnati earned its 10th bowl appearance in program history and sixth bowl appearance in eight years. The Bearcats finished 17th in the AP poll and 20th in the USA Today/ESPN rankings, earning their first appearances in the final polls.

Along with the 2007 Papajohns.com Bowl victory, the Bearcats' third straight bowl win, Kelly earned BIG EAST Coach of the Year honors. Cincinnati listed seven individuals on the all-BIG EAST teams, including BIG EAST Special Teams Player of the Year and consensus All-America punter Huber. The national leader in punting, Huber was one of three Bearcats to be named to an All-America team. Cincinnati ranked second in the BIG EAST and 24th nationally in passing offense (254.1), and also was second in the league and 27th nationally in passing efficiency (139.4). At the same time, the Bearcat defense led the BIG EAST in sacks (2.9) and tackles for a loss (6.5). Kelly's Bearcats led the FBS in net punting (41.5 yards per punt), and Cincinnati also paced the BIG EAST in kickoff returns (24.2).

KELLY ERA AT CENTRAL MICHIGAN

During his three years at Central Michigan, he transformed a Chippewa program that had won more than three games only once in the past four seasons into a conference champion. Central Michigan posted a 9-4 regular-season record in 2006 en route to winning the MAC title and qualifying for its first bowl game in 12 years. Kelly inherited a program

that had produced a mere 12 wins over its previous four seasons when he took the helm at Central Michigan in 2004. He guided the Chippewas to a 4-7 record in 2004 and a 6-5 slate — the school's first winning season in seven years — in 2005.

The Chippewas in 2005 defeated both defending MAC divisional champions, Miami and Toledo, and also knocked off eventual '05 league champ Akron. Central Michigan ranked first nationally in fewest turnovers (10) and fewest fumbles lost (four), while the team's rushing defense ranked 20th and led the MAC at 113.7 yards per game (compared to 245.8 in '03 — the year before Kelly arrived).

In 2006, Central Michigan rolled to a 7-1 record in conference play to win the MAC West and then dominated Ohio, 31-10, in the league championship game. Central Michigan boasted the 19th-most prolific passing attack in the nation, averaging 252.4 yards per game, set a Chippewa season mark with 28 TD passes and led the MAC in total offense (375.3 yards per game) and scoring (29.7 points). MAC Freshman of the Year Dan Lefevour passed for 2,869 yards and 25 TDs to rank 20th nationally in passing efficiency and 14th in total offense.

Kelly had 12 of his players achieve first-team all-conference honors over his three years at Central Michigan (including '05 MAC Defensive Player of the Year Daniel Bazuin) — and three advanced to the NFL (including 2005 draftees Eric Gbaur and Adam Kieft and free agent Tony Humphrey). Bazuin, who led the nation in '05 in tackles for losses, also was a '06 first-team Academic All-American.

KELLY ERA AT GRAND VALLEY STATE

Kelly arrived at Central Michigan after winning back-to-back NCAA Division II national titles at Grand Valley State in Allendale, Michigan. The all-time winningest program in NCAA Division II history, the Lakers were 41-2 in Kelly's final three seasons, at one point winning 32 consecutive games. Grand Valley State went 14-0 in 2002 en route to its first national title and was 14-1 in 2003 when it claimed its second crown. Kelly was named the AFCA Division II Coach of the Year after both seasons.

Kelly led the Lakers to five conference titles (1992-97-98-2001-02) and six Division II playoff appearances in his 13 seasons at Grand Valley. The Lakers never finished lower than third in the Great Lakes Intercollegiate Athletics Conference.

Kelly mentored a pair of finalists for the Harlon Hill Award, presented annually to the top player in Division II. Quarterback Curt Anes won the award in 2002 after finishing as runner-up in 2001. He threw for 10,581 career yards and 114 TD passes — 48 in '01 and 47 in '02 (12 games with at least five TD passes). Anes still holds the NCAA Division II single-season passing efficiency record for '01 at 221.6 (189 for 271 for 3,086 yards, with 21 TDs, three interceptions). Quarterback Jeff Fox was third in the balloting in 1998, as he became the first Laker quarterback to throw for more than 2,000 yards in multiple seasons. Kelly's Grand Valley State players earned 77 All-America awards (11 in 2002 alone). Four players moved on to the NFL and another three to the Canadian Football League.

His 2001 national runner-up squad set 77 NCAA, GLIAC and school records, including the Division II scoring record by averaging 58.4 points per game (and an average victory margin of 48.0 points). The 2001 team also became the first Division II unit in 53 years to average more than 600 yards per game in total offense (600.8), leading the nation in that category.

Grand Valley State followed its record-shattering 2001 season by averaging 497.5 yards and a nation-leading 46.7 points during its undefeated 2002 national championship run in which Kelly's squad went wire-to-wire as the top-rated Division II squad. That '02 campaign ended with a 31-24 championship game win over second-ranked and unbeaten Valdosta State — as All-America receiver David Kircus caught 11 passes for 270 yards and three TDs. Kircus holds the NCAA Division II season record for TD receptions with 35 in '02, catching at least one TD pass in 24 straight games in 2001-02. He ended his career with 4,142 receiving yards and 76 TD catches and led the nation (Division II) in scoring in both '01 and '02.

The 2003 team, meanwhile, became more noted for its defense, leading the country in rushing defense at 62.0 yards per game. The Lakers defeated North Dakota 10-3 in the 2003 national title game (played annually in Florence, Alabama). In 10 of his 13 seasons at Grand Valley State, Kelly's

teams won eight or more games — and he finished with a 103-22-2 mark in GLIAC contests. The seniors on his final team in '03 won 47 of their final 49 games (and finished 34-4 in four seasons of GLIAC play) and won 20 straight games in 2002-03. Kicker David Hendrix led the nation in '03 with 25 field goals.

KELLY OFF THE GRIDIRON

Born in Everett, Massachusetts, and raised in Chelsea, Massachusetts, Kelly attended St. John's Prep School in Danvers, Massachusetts. He was a four-year letter-winner at Assumption College (Worcester, Massachusetts) as a linebacker, captaining the squad in both '81 and '82 under coach Paul Cantiani on teams that finished 8-3 and 7-1-1. After graduating from Assumption in 1983 with a bachelor's degree in political science, he served as linebacker coach and defensive coordinator (as well as softball coach) from 1983-86 at Assumption under head football coach Bernie Gaughan.

Kelly was invited back to Assumption in 2012 where he served as commencement speaker and received an honorary degree from his alma mater. Kelly also endowed a \$250,000 scholarship for Assumption football players.

Kelly joined the Grand Valley State staff in 1987 as a graduate assistant and defensive backs coach. He became the defensive coordinator and recruiting coordinator in 1989 and took over (at age 28) as head coach in 1991 (replacing Tom Beck, who left to become running backs coach at Notre Dame under Lou Holtz). His first Laker team finished 9-3 and qualified for the NCAA playoffs. In 2009, Kelly was inducted into the Grand Valley State Athletics Hall of Fame and in 2011, Grand Valley State renamed its Laker Turf Building the Kelly Family Sports Center. The Kelly Family Sports Center is a 138,000 square-foot building that houses a regulation football field, a six-lane, 300-meter track, all of the amenities for field events, batting cages that drop from the ceiling, an athletic training room, locker rooms, multi-purpose rooms, classrooms, bleacher seating for 800 in the grandstand and bleachers on the field level for another 260 spectators. In addition to intercollegiate athletics, the movement science department, campus recreation/intramurals and club sports also use the facility.

Considering his wife Paqui is a two-time breast cancer survivor, it's hardly surprising that University of Notre Dame football coach Brian Kelly and his wife have collaborated to fully embrace the fight against cancer.

In June 2010, Brian and Paqui made a \$250,000 gift to the University of Notre Dame in support of endeavors in research, academics and community engagement. The benefaction directly supports three Notre Dame initiatives — cancer research, the Hesburgh Libraries and the Robinson Community Learning Center (RCLC). In the area of cancer research — the fight against breast cancer is a deeply personal cause for the Kelly family — the gift benefits the Mike and Josie Harper Cancer Research Institute that opened in 2011 in Notre Dame's new Harper Hall. The institute brings together scientists from Notre Dame and Indiana University School of Medicine-South Bend to collaborate to advance basic and clinical research as it pertains to the diagnosis, treatment and prevention of cancer.

The Kelly Cares Foundation, now in its ninth year, has established itself as a "Playbook for Hope." The Foundation's mission strengthens communities and inspires hope by investing resources to improve health and education. The communities touched by the Foundation are a model of educational success and wellness that provide hope and inspiration to all.

Since its founding in 2008, the Kelly Cares Foundation has donated nearly \$4.2 million to support causes locally, nationally and globally. Some notable organizations that have received contributions from the Foundation include the Breast Cancer Research Foundation, The Paqui and Brian Kelly Comprehensive Breast Center, The University of Notre Dame, Breezy Point Disaster Relief Fund, Andean Health Global, Ronald McDonald House Charities, Memorial Children's Hospital, Boys & Girls Club, and the YMCA.

The Kelly Cares Foundation hosts a series of events throughout the year. Starting with its largest fundraiser, the Irish Eyes Gala, held annually in New York City, followed by Football 101, a Ladies Only Clinic held at the Notre Dame Football Facilities, a Golf Invitational, Game Day Chase 5K/10K held on a Notre Dame home football weekend, and Paqui's Playbook—

October Series of events focusing on breast cancer research and patient advocacy.

In 2014 Saint Joseph Health System announced the creation of the new Paqui and Brian Kelly Comprehensive Breast Center (CBC). The Paqui and Brian Kelly CBC, which offers a team of dedicated professionals and state-of-the-art services, was advanced by a generous gift from the Kelly Cares Foundation.

The Paqui and Brian Kelly CBC delivers specialized care for all aspects of breast health, setting the standard of care in Michiana. The Paqui and Brian Kelly CBC allows women access to:

- Evaluation/treatment for a variety of benign breast diseases, as well as breast cancer
- The highest quality screening, detection and diagnostic technology, including 3D mammography and molecular breast imaging
- A peaceful, comfortable patient-centered environment
- Access to forward-thinking clinical trials and research
- Comprehensive genetic screening, genetic testing and genetic counseling services
- Individualized patient consultation, education, treatment and community support resources
- A multidisciplinary team approach to breast cancer that ensures all patient cases are reviewed by a team of experts who work closely with the patient to create an individualized treatment plan
- Reconstructive surgery, survivorship and rehabilitation

In 2016 the Kelly Cares Foundation donated \$100,000 to Ronald McDonald House Charities of Michiana. RMHC of Michiana started construction of a new Ronald McDonald House, a home-away-from-home for families of seriously ill and injured children. The new 20-bedroom house will be located in the Skyway Building across from Memorial Children's Hospital.

Kelly and his wife Francisca (Paqui) are parents of three children — Patrick, Grace and Kenzel.

KELLY'S OVERALL RECORD

School	W-L-T	Win %
Grand Valley State Totals (13 seasons)	118-35-2	.768
Central Michigan Totals (3 seasons)	19-16	.543
Cincinnati Totals (3 seasons)	34-6	.850
Notre Dame Totals (8 seasons)	*48-33	*.593
Overall Totals (27 seasons)	*219-90-2	*.707

* Kelly's actual career record 240-91-2 (.724) and Notre Dame record 69-34 (.670). Excludes 20 regular-season wins and two postseason appearances later vacated under discretionary NCAA penalty; actual records were 12-1 in 2012 and 9-4 in 2013. See Rev. John I. Jenkins, C.S.C. statement (<https://president.nd.edu/writings-addresses/2018-writings/a-letter-from-the-president-on-the-ncaa-infractions-case/>).

KELLY'S POSTSEASON RECORD (16-7)

Year	School	Event	Result
1991	Grand Valley State	NCAA Div. II Playoffs	L 15-38 vs. East Texas State
1994	Grand Valley State	NCAA Div. II Playoffs	L 27-35 vs. Indiana (Pa.)
1998	Grand Valley State	NCAA Div. II Playoffs	L 14-37 vs. Slippery Rock
2001	Grand Valley State	NCAA Div. II Playoffs	W 42-13 vs. Bloomsburg*
			W 33-30 vs. Saginaw Valley State*
			W 34-16 vs. Catawba*
			L 14-17 vs. North Dakota#
2002	Grand Valley State	NCAA Div. II Playoffs	W 62-13 vs. Indiana (Pa.)*
			W 44-7 vs. Northern Colorado*
			W 31-24 vs. Valdosta State#
			W 65-36 vs. Bentley
2003	Grand Valley State	NCAA Div. II Playoffs	W 10-3 vs. Saginaw Valley State
			W 31-3 vs. Texas A&M-Kingsville
			W 10-3 vs. North Dakota#
			W 27-24 vs. Western Michigan
2006	Cincinnati	International Bowl	W 27-24 vs. Western Michigan
2007	Cincinnati	Papajohns.com Bowl	W 31-21 vs. Southern Mississippi
2008	Cincinnati	Orange Bowl	L 7-20 vs. Virginia Tech
2010	Notre Dame	Sun Bowl	W 33-17 vs. Miami
2011	Notre Dame	Champs Sports Bowl	L 14-18 vs. Florida State
2014	Notre Dame	Music City Bowl	W 31-28 vs. LSU
2015	Notre Dame	Fiesta Bowl	L 28-44 vs. Ohio State
2017	Notre Dame	Citrus Bowl	W 21-17 vs. LSU

* home games played in Allendale, Michigan

NCAA Division II championship games

WINNINGEST ACTIVE FBS COACHES

(by victories, since 2001)

Rank	Name, School	W	L	T	Pct.
1.	Urban Meyer, Ohio State	177	31	0	0.851
2.	Nick Saban, Alabama	167	32	0	0.839
3.	Mark Richt, Miami	164	58	0	0.739
4.	Gary Patterson, TCU	160	56	0	0.741
*5.	Brian Kelly, Notre Dame	142	57	0	0.714
6.	Kirk Ferentz, Iowa	139	78	0	0.641
7.	Paul Johnson, Georgia Tech	133	85	0	0.610
8.	Chris Petersen, Washington	129	29	0	0.816
9.	Frank Solich, Ohio	124	83	0	0.599
10.	Mark Dantonio, Michigan State	118	62	0	0.656

WINNINGEST ACTIVE FBS COACHES

(by victories, since 2006)

Rank	Name, School	W	L	T	Pct.
1.	Chris Petersen, Washington	129	29	0	0.816
2.	Urban Meyer, Ohio State	129	20	0	0.866
3.	Nick Saban, Alabama	127	20	0	0.864
4.	Gary Patterson, TCU	117	39	0	0.750
5.	Mark Richt, Miami	112	45	0	0.713
6.	Mike Gundy, Oklahoma State	110	46	0	0.705
7.	Mark D'Antonio, Michigan State	107	50	0	0.682
8.	Kyle Whittingham, Utah	103	51	0	0.669
9.	Bronco Mendenhall, Virginia	101	54	0	0.652
10.	Dabo Swinney, Clemson	101	30	0	0.771
11.	Kirk Ferentz, Iowa	94	61	0	0.606
12.	Paul Johnson, Georgia Tech	93	62	0	0.600
*13.	Brian Kelly, Notre Dame	91	43	0	0.679

- Kelly has been a college head coach for 27 seasons; however the NCAA lists him for 28 because of the 2006 season when he coached at both Central Michigan during the regular season and at Cincinnati for a bowl game.

WINNINGEST ACTIVE FBS COACHES

(by percentage, since 2007)

Rank	Name, School	W	L	T	Pct.
1.	Nick Saban, Alabama	127	20	0	0.864
2.	Urban Meyer, Ohio State	116	19	0	0.859
3.	Chris Petersen, Washington	116	29	0	0.800
4.	Jimbo Fisher, Texas A&M	85	23	0	0.787
5.	Dabo Swinney, Clemson	101	30	0	0.771
6.	David Shaw, Stanford	73	22	0	0.768
7.	Gary Patterson, TCU	106	37	0	0.741
8.	Mike Gundy, Oklahoma State	103	40	0	0.720
9.	Mark Richt, Miami, Fla.	103	41	0	0.715
10.	Mark D'Antonio, Michigan State	100	45	0	0.690
11.	Gus Malzahn, Auburn	54	25	0	0.684
*12.	Brian Kelly, Notre Dame	81	39	0	0.675

WINNINGEST ACTIVE FBS COACHES

(by victories)

Rank	Name, School	Years	W	L	T	Pct.
*1.	Brian Kelly, Notre Dame	27	219	90	2	0.707
2.	Nick Saban, Alabama	22	218	62	1	0.778
3.	Bill Snyder, Kansas State	26	210	110	1	0.656
4.	Paul Johnson, Georgia Tech	21	182	93	0	0.662
5.	Urban Meyer, Ohio State	16	177	31	0	0.851
6.	Terry Bowden, Akron	24	171	106	2	0.616
7.	Mark Richt, Miami, Fla.	17	164	58	0	0.739
8.	Gary Patterson, TCU	18	160	57	0	0.737
9.	Kirk Ferentz, Iowa	22	155	118	0	0.568
10.	Frank Solich, Ohio	18	155	90	0	0.633

*Minimum five years as FBS head coach; record at four-year colleges only

WINNINGEST ACTIVE FBS COACHES

(by percentage)

Rank	Name, School	Years	W	L	T	Pct.
1.	Urban Meyer, Ohio State	16	177	31	0	0.851
2.	Chris Petersen, Washington	12	129	29	0	0.816
3.	Jimbo Fisher, Texas A&M	8	85	23	0	0.787
4.	Nick Saban, Alabama	22	218	62	1	0.778
5.	Dabo Swinney, Clemson	10	101	30	0	0.771
6.	David Shaw, Stanford	7	73	22	0	0.768
7.	Mark Richt, Miami, Fla.	17	164	58	0	0.739
8.	Gary Patterson, TCU	18	160	57	0	0.737
9.	Bobby Petrino, Louisville	13	117	48	0	0.709
*10.	Brian Kelly, Notre Dame	27	219	90	2	0.707

*Minimum five years as FBS head coach; record at four-year colleges only

WINNINGEST ACTIVE FBS COACHES

(vs. associated press top 25, min. 10 games)

Rank	Name, School	W	L	T	Pct.
1.	Urban Myer, Ohio State	54	39	15	0.722
2.	Nick Saban, Alabama	115	76	39	0.661
3.	David Shaw, Stanford	35	22	13	0.629
4.	Tom Herman, Texas	10	6	4	0.600
5.	Dabo Swinney, Clemson	40	22	18	0.550
6.	Jimbo Fisher, Texas A&M	31	17	14	0.548
7.	Kirby Smart, Georgia	11	6	5	0.545
8.	Gary Patterson, TCU	45	24	21	0.533
9.	Brian Kelly, Notre Dame	36	19	17	0.528
10.	Mark Richt, Miami, Fla.	79	41	38	0.519

* Kelly's actual records are 163-58 (.738), 112-44 (.718), 102-40 (.718), 240-91-2 (.724) and 240-91-2 (.724). Excludes 20 regular-season wins and two postseason appearances later vacated under discretionary NCAA penalty; actual records were 12-1 in 2012 and 9-4 in 2013. See Rev. John L. Jenkins, C.S.C. statement (<https://president.nd.edu/writings-addresses/2018-writings/a-letter-from-the-president-on-the-ncaa-infractions-case/>).

THE NFL DRAFT UNDER BRIAN KELLY

- Notre Dame has had 32 players selected in the NFL Draft since 2012. Only nine schools in the nation have had more draft picks over the same span. Kelly has done this while also maintaining a program that ranks among the top three in the NCAA's annual Graduation Success Rate.

GRADUATION SUCCESS RATE

Rank	School	Players Drafted	GSR
1.	Alabama	61	t-21st (84)
2.	LSU	47	t-52nd (78)
3.	Florida State	45	t-71st (74)
4.	Ohio State	44	t-97th (69)
5.	Florida	42	t-54th (77)
6.	Clemson	36	t-15th (85)
	Oklahoma	36	t-84th (72)
8.	Miami, Fla.	35	12th (88)
9.	Georgia	34	125th (53)
10.	Notre Dame	32	t-3rd (96)

- Kelly had a first-round pick in three straight NFL Drafts: Michael Floyd (2012), Harrison Smith (2012), Tyler Eifert (2013) and Zack Martin (2014). The program had not accomplished the feat since 1991-94.
- Eight Notre Dame players have been selected in the first round of the NFL Draft since 2012, which ranks as the fourth-most in the FBS over the span. The Irish have more first-round picks since 2012 than Oklahoma (two), Texas (two) and Michigan (three) combined.

NOTRE DAME FIRST-ROUND NFL DRAFT PICKS

Years	First Round Picks
1995-2011 (17 drafts)	4
2012-2018 (7 drafts)	8

Rank	School	First Round Draft Picks*
1.	Alabama	19
2.	Ohio State	12
3.	Florida	9
4.	Notre Dame	8
	LSU	8
	Texas A&M	8
	Florida State	8

* Since 2012

- Notre Dame has had 14 players selected in the top two rounds of the draft since 2012--fifth-most in the FBS over the span. Oklahoma (seven) and Georgia (nine) have combined for just two more.

Rank	School	Top-Two Round Draft Picks*
1.	Alabama	32
2.	Ohio State	22
3.	LSU	19
4.	Florida State	18
5.	Notre Dame	14
	Florida	14

* Since 2012

- Kelly has produced nearly three times as many first-round NFL Draft picks (eight) than the three previous Notre Dame head coaches combined (three). Only Ara Parseghian (12), Lou Holtz (12) and Frank Leahy (10) have produced more during their Irish coaching tenures.

Rank	Coach (Tenure)	First Rounders	NFL Drafts
1.	Lou Holtz (1986-96)	12	11
	Ara Parseghian (1964-74)	12	11
3.	Frank Leahy (1941-43, 46-53)	10	11
4.	Brian Kelly (2010-)	8	8

- Notre Dame is the first school in 37 years and just the second in NFL Draft history to have four offensive linemen selected in the top 16 picks over a five-year span.
- Notre Dame has had four offensive linemen drafted in the first round of the NFL Draft since 2014 -- the most of any school in the FBS.

Player (Draft Year)	Round (overall selection, team)
Quenton Nelson (2018)	1 (6, Indianapolis Colts)
Mike McGlinchey (2018)	1 (9, San Francisco 49ers)
Ronnie Stanley (2016)	1 (6, Baltimore Ravens)
Zack Martin (2014)	1 (16, Dallas Cowboys)

- Nelson was the highest selected offensive guard in the NFL Draft since Bill Fralic went second overall to the Atlanta Falcons in 1985.
- Nelson and McGlinchey were the first two offensive linemen selected in the 2018 NFL Draft. It marked the first time since 1991 that the top two offensive linemen drafted were from the same school.
- It marked just the third time in the last 60 years that the top two offensive linemen drafted were from the same school.
- In the past five drafts, Notre Dame has seen six offensive linemen selected in the first three rounds in Nelson, Stanley, McGlinchey, Zack Martin, Nick Martin and Chris Watt (third round pick of the San Diego Chargers in 2014). Over the previous 12 years (2002-13), only two Notre Dame offensive linemen were drafted in the first three rounds in Jeff Faine (first round pick of the Cleveland Browns in 2003) and Ryan Harris (third round pick of the Denver Broncos in 2007).
- Notre Dame tight end Durham Smythe was selected in the fourth round of the 2018 NFL Draft by the Miami Dolphins. He is the fifth Irish tight end drafted, and fourth in the top four rounds, under Brian Kelly.
- Smythe is the seventh-straight Notre Dame starting tight end chosen in the NFL Draft.
- Notre Dame's opening day starter at tight end has developed into an eventual NFL Draft pick in each of the past 14 seasons.
- With seven picks in the first four rounds of the 2016 NFL Draft, the most recent Irish draft class matches the 1955', '67', '93 and '94 draft classes for the most in school history at this elite stage.
- Notre Dame's seven overall picks tied Alabama and Florida for the fourth-most of any school in 2016. Only Ohio State (12), Clemson (nine) and UCLA (eight) saw more players chosen.
- Notre Dame had six players chosen in the first three rounds of the 2016 NFL Draft. It's the most since the Irish had a school-record seven players selected in the top three rounds of the 1994 draft.
- Notre Dame had four players (Stanley, Will Fuller, Jaylon Smith, Nick Martin) selected in the top 50 picks of the NFL draft for the first time since 1993 when the Irish had six (Rick Mirer, Jerome Bettis, Tom Carter, Irv Smith, Demetrius DuBose, Reggie Brooks).
- Here's the top five list for rookie contract values by 2016 NFL Draft picks according to Spotrac.com.

Rank	Total Value	School
1.	\$117,499,008	Ohio State
2.	\$51,251,888	Notre Dame
3.	\$39,218,233	Alabama
4.	\$38,718,582	Florida
5.	\$37,782,517	Clemson

- Notre Dame had eight players chosen in the 2014 NFL Draft. The Irish have not had a larger haul in the draft since 1994 when Notre Dame had 10 players selected.
- Notre Dame's eight drafted players were tied for the second most of any school in the nation. LSU led the country with nine selections, while the Irish were tied with Alabama.
- KeiVarae Russell and C.J. Prosise continued a trend that has followed Brian Kelly at his previous coaching stops at Central Michigan and Cincinnati. They joined the Notre Dame program as a running back and safety, respectively. Russell was converted to a cornerback during pre-season camp of his freshman year, while Prosise spent his freshman campaign on defense, then played two seasons at wide receiver and one at running back.
- Russell and Prosise join the likes of Bennett Jackson and Troy Niklas of Notre Dame, Joe Staley from Central Michigan and Jason Kelce and Connor Barwin from Cincinnati. All seven opened their careers under Kelly at one position before ultimately getting drafted at another position.
- That group does not include NFL All-Pro and former first-round pick J.J. Watt, who Kelly recruited to Central Michigan. Watt ultimately transferred and walked on at Wisconsin.



DEL ALEXANDER

Wide Receivers

23rd Year Coaching, 2nd Year at Notre Dame

THE ALEXANDER FILE

Hometown	Los Angeles, California
High School	University High School
College	USC (Social Sciences/History, 1995)
Wife	Star
Children	Sons - JD, Jalen and Drew

PLAYING EXPERIENCE

1992	West Los Angeles College	Wide Receiver
1993-94	USC	Wide Receiver

BOWLS/PLAYOFFS PLAYED

1993	USC (Freedom)
1994	USC (Cotton)

COACHING CAREER

1995	USC	Assistant Video Coordinator
1996	USC	Graduate Assistant (Tight Ends)
1997	USC	Graduate Assistant (Tight Ends)
1998	UNLV	Wide Receivers
1999	San Diego Chargers	Senior Offensive Assistant (Running Backs)
2000	UNLV	Passing Game Coord./Wide Receivers/Quarterbacks
2001	UNLV	Passing Game Coord./Wide Receivers/Quarterbacks
2002	UNLV	Wide Receivers/Quarterbacks
2003	Oregon State	Recruiting Coordinator/Wide Receivers
2004	Oregon State	Recruiting Coordinator/Wide Receivers
2005	San Diego	Running Backs/Assistant Special Teams Coordinator
2006	San Diego	Running Backs/Assistant Special Teams Coordinator
2007	Wisconsin	Wide Receivers
2008	Wisconsin	Wide Receivers
2009	Wisconsin	Wide Receivers
2010	Wisconsin	Wide Receivers
2011	Wisconsin	Wide Receivers
2012	Arizona State	Passing Game Coordinator/Wide Receivers
2013	Arizona State	Passing Game Coordinator/Wide Receivers
2014	Arizona State	Passing Game Coordinator/Wide Receivers
2015	Arizona State	Passing Game Coordinator/Wide Receivers
2016	Arizona State	Tight Ends
2017	Notre Dame	Wide Receivers
2018	Notre Dame	Wide Receivers

BOWLS/PLAYOFFS COACHED

1995	USC (Rose)	2010	Wisconsin (Rose)
2000	UNLV (Las Vegas)	2011	Wisconsin (Rose)
2003	Oregon State (Las Vegas)	2012	Arizona State (Fight Hunger)
2004	Oregon State (Insight)	2013	Arizona State (Holiday)
2007	Wisconsin (Outback)	2014	Arizona State (Sun)
2008	Wisconsin (Champs Sports)	2015	Arizona State (Cactus)
2009	Wisconsin (Champs Sports)	2017	Notre Dame (Citrus)

COACHING ACCOMPLISHMENTS

- Second season as the Irish wide receivers coach in 2018
- Spent five years at Arizona State (2012-16), including four as the passing game coordinator/wide receivers coach and one as the tight ends coach
- Helped the 2015 Sun Devil aerial attack continue to operate at a high rate of efficiency (299.1 yards/game)
- Mentored graduate transfer wideout Devin Lucien in his only season at Arizona State, where Lucien led the Sun Devils with 1,075 receiving yards and eight TDs on 66 catches (Lucien had caught 58 passes for 752 yards and four TDs in his three previous seasons at UCLA)
- In 2014, Alexander's wide receivers accounted for 57 percent of the Sun Devils TDs and 61 percent of their total yardage

- Under his tutelage, Jaelen Strong, Gary Chambers and Cameron Smith all recorded career seasons
- Arizona State averaged 36.9 points/game (16th in the nation) and registered 34 receiving TDs (13th in the nation)
- The Sun Devils' passing game thrived in '12 as ASU pass catchers caught 33 TDs (second-most in school history) and helped (then) first-year quarterback Taylor Kelly establish a single-season school record for completion percentage
- Before joining the Arizona State staff, Alexander spent five seasons at Wisconsin as the wide receivers coach (2007-11)
- Part of two Big Ten championships and five bowl appearances, including back-to-back Rose Bowls in 2010 and 2011
- Saw the Badgers offense turn in some of the most prolific passing seasons in school history
- In 2011, Wisconsin passed for 3,280 yards -- the highest total in school history
- Mentored All-Big Ten wide receiver Nick Toon, who led the team with 64 catches for 926 yards and 10 TDs
- Toon finished with the third-most receiving yards in school history and the fifth-most TD catches
- In 2009, the Badgers passed for the fourth-highest yardage total in school history (2,770 yards)
- Prior to his tenure at Wisconsin, Alexander served as the running backs coach, assistant travel coordinator, assistant special teams coordinator and NCAA rules representative at the University of San Diego (2005-06) under then-coach Jim Harbaugh
- The Toreros, who led the nation in offense in 2005, won conference championships in both '05 and 2006
- Served as the recruiting coordinator and wide receivers coach at Oregon State for two years (2003-04)
- Beavers placed wide receivers on the All-Pac-10 first team during each of his two seasons
- Coached wide receivers and quarterbacks at UNLV for three seasons (2000-02). ad also served as the passing game coordinator for the Rebels in 2000-01
- Coached players earned first-team All-Mountain West accolades in each of his three years
- Worked for the San Diego Chargers in 1999 as a senior offensive assistant (running backs) and also had responsibilities with quality control, video analysis, opponent summaries and self scout
- Coached wideouts at UNLV in 1998
- Began coaching career in 1995 at USC as an assistant video coordinator
- Spent two years (1996-97) as a graduate assistant for the Trojans working with the tight ends

DYNAMIC DISCIPLES

WR Equanimeous St. Brown (Notre Dame)

- 2018 NFL Draft Sixth Round pick (Green Bay Packers)

WR Devin Lucien (Arizona State)

- 2016 NFL Draft Seventh Round pick (New England Patriots)
- Phil Steele's Postseason All-Pac-12 Third Team
- Led Arizona State with 1,075 receiving yards and eight TDs on 66 receptions in 2015

WR Jaelen Strong (Arizona State)

- 2015 NFL Draft Third Round pick (Houston Texans)
- 2014 Sporting News, Sports Illustrated, CBS Sports and ESPN.com Second Team All-American
- 2014 Biletnikoff Award Semifinalist

WR Nick Toon (Wisconsin)

- 2012 NFL Draft Fourth Round pick (New Orleans Saints)
- Third in school history with 2,447 career receiving yards and 171 career receptions
- Fifth at Wisconsin with 18 career receiving TDs

WR Mike Hass (Oregon State)

- 2006 NFL Draft Sixth Round pick (New Orleans Saints)
- 2005 Biletnikoff Award recipient
- Two-time All-American

WR James Newson (Oregon State)

- 2003 All-Pac-12 First Team
- Second in school history with 3,572 career receiving yards and 213 career receptions
- Tied for first at Oregon State with 20 career receiving TDs

**AUTRY
DENSON**

Running Backs

Ninth Year Coaching, Fourth Year at Notre Dame

THE DENSON FILE

Hometown	Davie, Florida
High School	Nova High School
College	Notre Dame (Business Administration, 1999)
Wife	Elaine
Children	Daughters - Ashley, Asia; Sons - Autry III, Elijah

PLAYING EXPERIENCE

1995-98	Notre Dame	Running Back
1999-00	Miami Dolphins	Running Back
2001	Chicago Bears	Running Back
2002	Indianapolis Colts	Running Back
2002	Detroit Lions	Running Back
2004	Montreal Alouettes	Running Back

BOWLS/PLAYOFFS PLAYED

1995	Notre Dame (Fiesta)	1997	Notre Dame (Independence)
1996	Notre Dame (Orange)	1998	Notre Dame (Gator)

COACHING CAREER

2010	Pope John Paul II H.S.	Head Coach
2011	Bethune-Cookman	Running Backs
2012	Bethune-Cookman	Running Backs
2013	Bethune-Cookman	Running Backs
2014	Miami, Ohio	Running Backs
2015	USF	Running Backs
2015	Notre Dame	Running Backs
2016	Notre Dame	Running Backs
2017	Notre Dame	Running Backs
2018	Notre Dame	Running Backs

BOWLS/PLAYOFFS COACHED

2012	Bethune-Cookman (FCS First Round)	2015	Notre Dame (Fiesta)
2013	Bethune-Cookman (FCS First Round)	2017	Notre Dame (Citrus)

PERSONAL INFORMATION

- Four-year monogram winner, three-year starter and two-time Most Valuable Player at Notre Dame (1995-98)
- All-time leading rusher (4,318 yards) in school history
- Recorded 43 career rushing TDs and 5,327 all-purpose yards, both of which rank second in Notre Dame annals
- Eclipsed 1,000 yards rushing over each of his final three years with the Irish
- Named an Associated Press All-American selection as a senior in 1998
- Earned 1999 Gator Bowl Most Valuable Player

COACHING ACCOMPLISHMENTS

- Fourth season as the Irish running backs coach in 2018
- Coached a Notre Dame running back group in 2017 that rushed for 21

TDs and 2,422 yards on 362 carries — good for a 6.69 yards per carry average

- Mentored Josh Adams over a three-year career that left Adams ranked in the Notre Dame top 10 in career rushing yards per carry (third, 6.65), 100-yard rushing games (tied for third, 15), rushing yards (fifth, 3,198), scrimmage yards (fifth, 3,534), scrimmage yards per game (fifth, 93.0), rushing yards per game (sixth, 84.2) and rushes (ninth, 481)
- As a junior in 2017, Adams ranked in the Notre Dame top five in single-season rushing yards (second, 1,430), 100-yard rushing games (tied for second, seven), scrimmage yards (fourth, 1,531), rushing yards per game (fifth, 110.0) and scrimmage yards per game (fifth, 117.8)
- Adams ranked among the top 20 nationally in rushing yards per game (16th at 115.5), total rushing yards (13th at 1,386) and yards per rush (17th at 7.26)
- Adams led the nation with seven runs of at least 60 yards this year and a 5.20 yards per carry average after contact
- Notre Dame rushed for a single-season school record 3,503 yards in 2017 (previous school record of 3,502 yards was set in 1973)
- Notre Dame set the single-season record for rush yards per carry in 2017 as the Irish averaged 6.3 yards per rush, which not only bested the previous modern-day mark of 5.63 — set just two years ago in 2015 — but also topped the previous school record of 6.2, which was set in 1921 (96 years ago)
- Coached a Notre Dame running back group in 2016 that rushed for 10 TDs and 1,471 yards on 275 carries — good for a 5.35 yards per carry average
- Helped Adams lead the Irish in rushing in 2016 with 933 yards on 158 carries and five TDs
- Adams is the fastest Notre Dame running back to reach 1,000 career rushing yards (16th career game) since Darius Walker accomplished the feat in his 14th Irish game in 2005
- Adams closed the '16 campaign with his eighth career 100-yard rushing game and a career-best 180 yards at rival USC
- Coached a Notre Dame running back group in 2015 that rushed for 18 TDs and 1,967 yards on 299 carries — good for a 6.58 yards per carry average
- Mentored C.J. Prosise in 2015 — who rushed for 1,032 yards (18th 1,000-yard rushing season in school history) in his first season at the position
- Prosise eclipsed the 1,000-yard rushing barrier faster than any Irish running back in school history with the exception of All-American Reggie Brooks in 1992
- Prosise was drafted in the third round of the 2016 NFL Draft by the Seattle Seahawks
- Tutored Josh Adams — who rushed for 835 yards in 2015 — best in freshmen school history
- Adams ran for 168 yards at Stanford — topping the school's 40-year-old single-game freshman record
- The Irish ran for a season-high 457 yards vs. UMass — the best rushing total by Notre Dame in 23 years
- Notre Dame registered 299 yards on the ground vs. Stanford — the most by an opponent in Cardinal head coach David Shaw's five seasons (35 carries for an 8.5 per-carry average against nation's No. 22 rush defense)
- The Irish averaged 207.6 rushing yards per game in 2015, including six games with 200+ yards (Texas, Virginia, Georgia Tech, UMass, USC and Stanford)
- Notre Dame had only two 90+ yard rushes in the first 126 seasons of Irish football, yet matched that total in 2015 with a pair of 90+ yard TD runs (Adams 98, Prosise 91)
- Returned to his alma mater following a brief stint as the running backs coach at the University of South Florida
- Spent one season as the running backs coach at Miami University (2014)
- Served as the head coach for one season at Pope John Paul II High School in Boca Raton, Florida (2010)

- Coached running backs at Bethune-Cookman University for three years (2011-13)
- Member of a coaching staff that helped the Wildcats to a 10-3 record and Football Championship Series playoff berth in 2013
- Guided a Bethune-Cookman running back group that registered 2,179 rushing yards, 24 touchdowns and a 5.4 yards-per-carry average
- Mentored Isidore Jackson (828 rushing yards, 5.6 yards per carry, eight rushing TDs), Cary White (485, 5.1, eight) and Anthony Jordan (410, 5.0, five) — each of whom rushed for at least 400 yards, averaged over 5.0 yards per carry and recorded at least five rushing TDs in 2013
- Coached a 1,000-yard rusher in 2012 as Jackson ran for 1,069 yards, becoming the first Wildcat to eclipse 1,000 yards rushing since 1997 and the first Bethune-Cookman player to finish the season ranked either first or second in the Mid-Eastern Athletic Conference in rushing
- Guided a 2012 Wildcats' running back group that recorded 2,928 yards, collected 28 of the team's 43 TDs, and saw four different players run for more than 400 yards on the year
- Part of an offensive coaching staff in 2012 that helped Bethune-Cookman lead the MEAC and rank 10th nationally in rushing (244.4 yards per game)
- Coached his inaugural Wildcats' running back group in 2011 to 2,058 rushing yards, which led an offensive ground attack that finished fifth nationally in rushing (259.3 yards per game)
- Worked with the Indianapolis Colts and Miami Dolphins as part of the Bill Walsh NFL Minority Coaching Fellowship, where he reunited with former Tampa Bay and Indianapolis head coach Tony Dungy, who drafted him for the Buccaneers in the seventh round of the 1999 NFL Draft
- Formed a youth program called POISE (Perseverance, Opportunity, Intelligence, Sacrifice and Effort) that worked with teenage athletes throughout Broward County, Florida, in education, on the field and in Bible study
- Served as the inaugural commissioner of the Run for Your Goal Youth (RFYG) Flag Football League, which provided a safe place for the youth of South Florida to learn the game of football

DYNAMIC DISCIPLES

RB Josh Adams (Notre Dame)

- 2017 Phil Steele Third Team All-American
- 2017 Maxwell Award Semifinalist
- Second leading rusher in single-season school history (1,430)
- Fifth all-time leading rusher in school history (3,198)
- Set Notre Dame single-season freshman rushing record with 835 yards in 2015

RB C.J. Proise (Notre Dame)

- 2016 NFL Draft Third Round pick (Seattle Seahawks)
- 2015 Maxwell Award Semifinalist
- 2015 Doak Walker Award Semifinalist
- 2015 Sports Illustrated Honorable Mention All-American

RB Isidore Jackson (Bethune-Cookman)

- Ran for 1,069 yards, second in the Mid-Eastern Athletic Conference, in 2012
- First Bethune-Cookman running back to eclipse 1,000 yards rushing since 1997
- Two-time First Team All-MEAC



MIKE ELSTON

Associate Head Coach/Defensive Line
20th Year Coaching, Ninth Year at Notre Dame

THE ELSTON FILE

Hometown	St. Marys, Ohio
High School	Memorial High School
College	Michigan (Sport Management and Communications, 1998)
Wife	Beth (Broyles)
Children	Daughters - Olivia, Sophia and Isabella

PLAYING EXPERIENCE

1993-96	Michigan	Outside Linebacker
---------	----------	--------------------

BOWLS/PLAYOFFS PLAYED

1993	Michigan (Hall of Fame)	1995	Michigan (Alamo)
1994	Michigan (Holiday)	1996	Michigan (Outback)

COACHING CAREER

1997	Michigan	Student Assistant
1998	Michigan	Video Intern
1999-2000	Michigan	Graduate Assistant/Outside Linebackers
2001	Eastern Michigan	Defensive Ends
2002-03	Eastern Michigan	Recruiting Coordinator/Defensive Line
2004	Central Michigan	Defensive Line
2005	Central Michigan	Co-Defensive Coordinator/Defensive Line
2006	Central Michigan	Linebackers/Special Teams Coordinator
2007-08	Cincinnati	Recruiting Coord./Tight Ends/Special Teams Coord.
2009	Cincinnati	Asst. Head Coach/Defensive Line/Special Teams Coord.
2010-11	Notre Dame	Defensive Line/Special Teams Coordinator
2012-14	Notre Dame	Defensive Line
2015-16	Notre Dame	Recruiting Coordinator/Linebackers
2017	Notre Dame	Associate Head Coach/Defensive Line
2018	Notre Dame	Associate Head Coach/Defensive Line

BOWLS/PLAYOFFS COACHED

1997	Michigan (Rose)	2010	Notre Dame (Sun)
1998	Michigan (Citrus)	2011	Notre Dame (Champs Sports)
1999	Michigan (Orange)	2012	Notre Dame (BCS National Championship)
2000	Michigan (Citrus)	2013	Notre Dame (Pinstripe)
2006	Central Michigan (Motor City)	2014	Notre Dame (Music City)
2007	Cincinnati (Papajohns.com)	2015	Notre Dame (Fiesta)
2009	Cincinnati (Orange)	2017	Notre Dame (Citrus)

PERSONAL INFORMATION

- Four-year member of Michigan's football team (1993-96)
- Three-year letter winner for the Wolverines as an outside linebacker (1994-96)

COACHING ACCOMPLISHMENTS

- Member of the Notre Dame coaching staff since 2010, served as the recruiting coordinator from 2015-17 and associate head coach since 2017
- Coached the Irish linebackers for two seasons (2015-16)
- Returned to the defensive line in 2017, a position he coached at Notre Dame from 2010-14
- Notre Dame's defensive line improved its sack total from 2016 (accounted for 3.0 sacks and both of the players graduated to 16.5 sacks in 2017)
- Seven different defensive linemen recorded sacks in 2017, which equals the total of defensive linemen with sacks over the previous two years combined
- Spearheaded Irish recruiting effort that brought in consensus top-15 classes each of the last two seasons

- Jaylon Smith eclipsed 100 tackles in consecutive seasons and no Power 5 linebacker, other than Smith, made the following claim in 2015: 114 or more tackles, 9.0 TFLs and five PBLs
- Oversaw the Notre Dame special teams units in 2010 and 2011
- Aided in the mentorship of four freshman defensive linemen in 2014, Jay Hayes, Daniel Cage, Andrew Trumbetti and Grant Blankenship — all of whom played significantly as rookies
- Played critical role in the development of Sheldon Day, who was drafted in the fourth round of the 2016 NFL Draft by the Jacksonville Jaguars
- Developed Stephon Tuitt and Louis Nix III into second- and third-round NFL Draft picks (2014), respectively
- Mentored the first tandem of Irish defensive linemen to be chosen in the top three rounds of the same draft since 1997
- Helped Tuitt finish his career with 21.5 sacks — tied for third in school history
- Major impact on Kapron Lewis-Moore's development into a sixth-round NFL Draft pick in 2013 — would have been drafted much higher had it not been for a torn ACL suffered in the 2013 Bowl Championship Series National Championship Game
- Injuries ravaged the Irish defensive line in 2013 — trio of Day, Nix III and Tuitt were on the field together for only 23 plays over final 10 games of the season
- Led an Irish defensive line that allowed only four rushing touchdowns in 2012 (first did not come until the eighth game of the year) — the fewest in the FBS
- Tuitt and Nix III became the first pair of Irish defensive linemen to earn All-American status in same season since 1989
- Oversaw a Notre Dame defensive line that helped hold eight different opponents to under 100 yards rushing in 2012, which was tied for the most of any BCS automatically-qualifying school
- Mentored an Irish defensive line unit that helped limit their foes to 3.47 yards per rush, which ranked 17th in the FBS
- Helped Notre Dame kick returner George Atkinson III rank 19th in the FBS in kickoff return average (26.1) in 2011
- Irish kick return unit improved from 75th in the FBS in 2010 to 36th in 2011
- Helped David Ruffer to an All-America caliber season in 2010 and was named a finalist for the Lou Groza Award, presented to college football's top place kicker
- Helped Ruffer convert his first 18 field-goal attempts of 2010, which snapped school records for most consecutive made field goals in a season (18) and career (23)
- Held responsibilities of assistant head coach, recruiting coordinator, special teams coordinator, tight ends coach and defensive line coach over three years at Cincinnati (2007-09)
- Helped implement a new scheme in 2009 with three first-year starters on a Bearcats' defensive line that limited their opponents to 3.6 rushing yards per carry
- Coached a Cincinnati defensive line in 2009 that played a major role as the Bearcats registered the third-most tackles for loss and 10th-most sacks in the FBS
- Helped Ricardo Mathews earn second-team all-BIG EAST honors as he led Cincinnati with 12.5 tackles for loss, and Alex Daniels paced the defensive line with 56 tackles and 8.5 sacks
- Served as Cincinnati's special teams coordinator in 2009 for the third straight season
- Guided Mardy Gilyard as he captured BIG EAST Special Teams Player of the Year for the second consecutive season in 2009
- Gilyard averaged 30.5 yards per kickoff return and 12.6 yards per punt return
- Coached a Bearcats' kickoff return unit that ranked second in the nation in 2009, averaging 28.5 yards per kickoff return
- Mentored two-time Associated Press All-America punter (2007, 2008) and 2007 consensus selection Kevin Huber at Cincinnati
- Critical reason the Bearcats became only the fourth team in FBS history to lead the nation in net punting in consecutive seasons

- Helped Kevin Huber capture the 2007 BIG EAST Special Teams Player of the Year award after he led the nation averaging 46.9 yards per punt
- Spent three seasons at Central Michigan (2004-06) under Irish head coach Brian Kelly
- Coached two all-MAC linebackers in 2006, including the league's top tackler
- Served as CMU's co-defensive coordinator and defensive line coach in 2005 and mentored Dan Bazuin, who led the nation with 26.5 tackles for loss and tied a MAC record with 16 sacks
- First full-time coaching job came at Eastern Michigan University (2001-03) where he coached defensive line and then added recruiting coordinator responsibilities his final two years
- First taste of coaching came as a graduate assistant at the University of Michigan from 1999-2000

DYNAMIC DISCIPLES

LB Jaylon Smith (Notre Dame)

- 2016 NFL Draft Second Round pick (Dallas Cowboys)
- 2015 Consensus All-American
- 2015 Butkus Award Recipient

DT Sheldon Day (Notre Dame)

- 2016 NFL Draft Fourth Round pick (Jacksonville Jaguars)
- 2015 First Team All-American

DL Stephon Tuitt (Notre Dame)

- 2014 NFL Draft Second Round pick (Pittsburgh Steelers)
- 2012 First Team All-American

DL Louis Nix III (Notre Dame)

- 2014 NFL Draft Third Round pick (Houston Texans)
- 2012 Third Team All-American

PK David Ruffer (Notre Dame)

- 2010 Lou Groza Award finalist

P Kevin Huber (Cincinnati)

- 2007, 2008 First Team All-American
- 2007 BIG EAST Special Teams Player of the Year

DE Dan Bazuin (Central Michigan)

- 2007 NFL Draft Second Round pick (Chicago Bears)
- Led NCAA with 26.5 tackles for loss in 2005
- Tied MAC record with 16 sacks

WR Mardy Gilyard (Cincinnati)

- 2009 BIG EAST Special Teams Player of the Year
- 2008 BIG EAST Special Teams Player of the Year

TERRY JOSEPH

Defensive Backs

13th Year Coaching, First Year at Notre Dame

THE JOSEPH FILE

Hometown	New Orleans, Louisiana
High School	Archbishop Shaw High School
College	Northwestern State (Marketing/Business Administration, 1996)
Wife	Amanda
Children	Daughters - Taylor and Lynleigh

PLAYING EXPERIENCE

1992-95	Northwestern State	Baseball
1995	Williamsport (Class A)	Chicago Cubs
1996	Rockford (Class A-Advanced)	Chicago Cubs
1997	Orlando (Double-A)	Chicago Cubs
1998	West Tennessee (Double-A)	Chicago Cubs
1998	Mobile (Double-A)	San Diego Padres
1998	Rancho Cucamonga (Class A-Advanced)	San Diego Padres

COACHING CAREER

2006	LSU	Graduate Assistant (Defense)
2007	Louisiana Tech	Recruiting Coordinator/Secondary
2008	Louisiana Tech	Recruiting Coordinator/Secondary
2009	Louisiana Tech	Recruiting Coordinator/Secondary
2010	Tennessee	Recruiting Coordinator/Defensive Backs
2011	Tennessee	Recruiting Coordinator/Defensive Backs
2012	Nebraska	Secondary
2013	Nebraska	Secondary
2014	Texas A&M	Defensive Backs
2015	Texas A&M	Defensive Backs
2016	Texas A&M	Defensive Backs
2017	North Carolina	Defensive Backs
2018	Notre Dame	Defensive Backs

BOWLS/PLAYOFFS COACHED

2006	LSU (Sugar)	2013	Nebraska (Gator)
2008	Louisiana Tech (Independence)	2014	Texas A&M (Liberty)
2010	Tennessee (Music City)	2015	Texas A&M (Music City)
2012	Nebraska (Capital One)	2016	Texas A&M (Texas)

PERSONAL INFORMATION

- Earned his bachelor's degree in marketing/business administration from Northwestern State in 1996
- Baseball standout at the school, and one of only 12 players in Southland Conference history to earn first-team all-conference honors three straight seasons
- Named the 1995 Southland Conference and Louisiana Player of the Year
- Twice earned Academic All-America honors (1993, 1995)
- Helped the Demons capture three straight SLC championships and held 10 different school records when his collegiate career ended
- Thirteenth-round Major League Baseball Draft choice of the Chicago Cubs and played four seasons in the minor leagues with the Cubs and San Diego Padres
- Cousin Vance Joseph is the head coach for the Denver Broncos, and another cousin, Mickey Joseph, is the wide receiver coach at LSU

COACHING ACCOMPLISHMENTS

- First season as the Irish defensive backs coach in 2018
- Previously an assistant coach at Tennessee, Nebraska, Texas A&M and North Carolina
- Tutored North Carolina cornerback M.J. Stewart, who was selected in the second round (53rd overall pick) of the 2018 NFL Draft by the Tampa Bay Buccaneers

- A two-time All-ACC honorable mention selection, Stewart registered 45 tackles, 12 pass breakups, 5.0 tackles for loss and 2.0 sacks in 2017
- Prior to his tenure in Chapel Hill, Joseph served as the defensive backs coach at Texas A&M for three seasons (2014-16)
- Coached an Aggies pass defense in 2015 that ranked fourth nationally in passing yards allowed per game and 18th in pass efficiency defense
- Instrumental in the position switch of Brandon Williams, who converted from a running back to cornerback prior to the start of the 2015 season, and ultimately developed into a third-round pick in the 2016 NFL Draft
- Mentored 2016 All-SEC strong safety Justin Evans, who also was a semifinalist for the Thorpe Award
- Spent two seasons at Nebraska as its secondary coach (2012-13)
- Despite the loss of two returning starters, Cornhuskers' 2012 secondary led the nation in opponent completion percentage (47.1 percent), ranked fourth in pass defense (168.2 yards allowed per game) and ninth in pass efficiency defense (105.32)
- The 168.2 passing yards per game NU allowed in 2012 was the second-fewest by a Husker defense since 1993, while the 47.1 completion percentage was the lowest for Nebraska since 2001
- Nebraska safety Daimion Stafford earned first-team All-Big Ten honors under Joseph's tutelage
- Stafford led the conference with four interceptions in league play, ranked second on the team with 96 tackles, forced two fumbles and recovered a pair of fumbles
- Coached Cornhuskers cornerback Ciente Evans, who earned first-team All-Big Ten honors from CBS and honorable-mention accolades from the league's coaches
- Nebraska senior safety P.J. Smith also earned honorable-mention All-Big Ten honors in 2012
- Spent two seasons as the defensive backs coach at Tennessee, where he also served as the recruiting coordinator (2010-11)
- Helped the Volunteer defense rank among the nation's top pass defenses in both 2010 and 2011
- In 2011, UT finished 12th nationally in passing yards allowed with an average of just 177.8 yards per game
- In 2010, helped the Vols rank in the top 20 in the nation with 18 interceptions, and the group played a key role in a late-season run that earned Tennessee a trip to the Music City Bowl
- Volunteers' safety Janzen Jackson and cornerback Prentiss Waggner each earned second-team All-SEC honors in 2010
- Worked three seasons at Louisiana Tech from 2007-09, where he also served as the secondary coach and recruiting coordinator
- In 2008, the Bulldogs finished second in the Western Athletic Conference and earned their first bowl trip in seven seasons
- Coordinated Tech's recruiting efforts, and the 2009 class was ranked second in the WAC
- Ranked as one of the top five recruiters in a non-BCS conference by Rivals.com
- Worked alongside former Nebraska and current Youngstown State head coach Bo Pelini as a defensive graduate assistant at LSU in 2006
- Helped the Tiger defense rank third nationally in total defense
- Began his coaching career in the Louisiana high school ranks, working as an assistant coach at two New Orleans area schools (Archbishop Shaw from 1999-2002 and Destrehan High School from 2003-05)

DYNAMIC DISCIPLES

CB M.J. Stewart (North Carolina)

- 2018 NFL Draft Second Round pick (Tampa Bay Buccaneers)

S Justin Evans (Texas A&M)

- 2017 NFL Draft Second Round pick (Tampa Bay Buccaneers)

CB Brandon Williams (Texas A&M)

- 2016 NFL Draft Third Round pick (Arizona Cardinals)



CLARK LEA

Bob Hinton Defensive Coordinator
13th Year Coaching, Second Year at Notre Dame

THE LEA FILE

Hometown	Nashville, Tennessee
High School	Montgomery Bell Academy
College	Vanderbilt (Political Science, 2004)
Graduate School	Vanderbilt (Political Science, 2007)
Wife	Allison
Children	Son - Clark III; Daughter - Mara

PLAYING EXPERIENCE

2001	Birmingham-Southern	Baseball
2002	Belmont	Baseball
2002-04	Vanderbilt	Fullback

COACHING CAREER

2006	UCLA	Graduate Assistant (Defense)
2007	South Dakota State	Linebackers
2008	South Dakota State	Recruiting Coordinator/Linebackers
2009	UCLA	Graduate Assistant (Linebackers)
2010	UCLA	Linebackers
2011	UCLA	Linebackers
2012	Bowling Green	Linebackers
2013	Syracuse	Linebackers
2014	Syracuse	Linebackers
2015	Syracuse	Linebackers
2016	Wake Forest	Linebackers
2017	Notre Dame	Linebackers
2018	Notre Dame	Defensive Coordinator

BOWLS/PLAYOFFS COACHED

2006	UCLA (Emerald)	2013	Syracuse (Texas)
2009	UCLA (Eagle Bank)	2016	Wake Forest (Military)
2011	UCLA (Fight Hunger)	2017	Notre Dame (Citrus)
2012	Bowling Green (Military)		

PERSONAL INFORMATION

- Began college career at Birmingham-Southern College where he was a member of the baseball team that captured the NAIA World Series title in 2001
- Lettered in baseball at Belmont in 2002 before transferring to Vanderbilt for football

COACHING ACCOMPLISHMENTS

- First season as the Irish defensive coordinator coach in 2018
- Served as the Irish linebackers coach in 2017
- Notre Dame was the last team in the FBS to surrender more than 20 points in a game in 2017 (the Irish allowed 20 points or less over each of their first eight games)
- Notre Dame allowed only four plays of 40 yards or longer in 2017—the second-fewest of any team in the FBS
- Notre Dame allowed only one play of 50 yards or longer in 2017—the second-fewest of any team in the FBS
- Notre Dame ranked first or second in the FBS in fewest completions allowed of at least 30 yards (second, nine), 40 yards (first, one) and 50 yards (first, zero)
- Notre Dame was the only FBS school to yield one or fewer pass plays of 40 yards or longer in 2017
- Notre Dame's 2017 linebacker unit (which included Te'von Coney, Drue Tranquill, Nyles Morgan and Greer Martini) all registered at least 75 tackles—a first in school history
- Despite starting just seven games in 2017, Coney led Notre Dame in tackles (116), tackles for loss (13.5) and finished second on the Irish in sacks (3.0)

- Tranquill, in his first season at linebacker after converting from safety, totaled 85 tackles, 10.5 tackles for loss, 1.5 sacks, three fumble recoveries, four passes defended, one interception and one forced fumble
- Morgan and Martini registered 92 and 75 stops, respectively, and Morgan collected 7.0 tackles for loss
- Over his 12-year career, Lea has mentored one All-American (Akeem Ayers, UCLA) and 10 all-conference selections
- Served as the Wake Forest linebackers coach in 2016
- In 2016, the Demon Deacons' defense ranked in the top-20 of the FBS in fumbles recovered (third), turnovers forced (10th), sacks (12th), defensive TDs (17th), red zone defense (17th) and scoring defense (20th)
- Wake Forest was one of four schools in the FBS to rank in the top-20 in turnovers forced, sacks and scoring defense in 2016 (the other three schools -- Alabama, Clemson and Washington -- qualified for the College Football Playoff)
- Instrumental in the development of Demon Deacon linebacker Marquel Lee, who not only earned All-ACC second team honors in 2016, but was also selected to take part in the 2017 East-West Shrine Game
- Lee was the only FBS linebacker to post at least 100 tackles, 20 TFLs and 7.5 sacks in 2016 (only one other linebacker in the country met at least two of those three figures)
- Spent three seasons (2013-15) as the linebackers coach at Syracuse
- Developed Zaire Franklin into an All-ACC caliber linebacker
- In 2015, as a sophomore captain (the fourth sophomore captain in school history and first since 1945), Franklin led the Orange in tackles (81) and was second on the squad in tackles for loss (11)
- The 2014 Orange defense held nine of its 12 opponents to less than its season average for total offense and was one of four FBS teams to surrender fewer than 10 rushing touchdowns (Alabama, TCU, and Ole Miss were the others)
- In 2013, Syracuse ranked nationally in multiple categories, including third-down defense (15th), rush defense (24th), sacks (18th) and tackles for loss (18th)
- Lea worked with Irish defensive coordinator Mike Elko in 2012 at Bowling Green
- Helped assemble a unit at Bowling Green that ranked sixth in the country in total defense (296.6) and 10th in scoring defense (16.7)
- Bowling Green ranked fourth in the nation in third-down defense, fifth in first downs allowed (15.1), 11th in sacks (38), 12th in rushing defense (106.5) and 13th in pass defense (190.1)
- Finalist for Linebackers Coach of the Year by FootballScoop.com in 2012
- Graduate assistant at UCLA in 2006 before moving to South Dakota State for two seasons (2007-08)

DYNAMIC DISCIPLES

LB Te'von Coney (Notre Dame)

- 2017 USA Today All-Bowl Team
- Led Notre Dame in tackles (116), tackles for loss (13.5) and finished second on the Irish in sacks (3.0) in 2017

LB Drue Tranquill (Notre Dame)

- 2017 Wuerffel Trophy Finalist
- 2017 Pop Warner College Football Award Finalist
- 2017 Lott Trophy Quarterfinalist
- Totalled 85 tackles, 10.5 tackles for loss, 1.5 sacks, three fumble recoveries, four passes defended, one interception and one forced fumble in 2017

LB Marquel Lee (Wake Forest)

- 2016 All-ACC Second Team
- 2017 East-West Shrine Game
- Only FBS linebacker to post at least 100 tackles, 20 TFLs and 7.5 sacks in 2016

LB Zaire Franklin (Syracuse)

- Fourth sophomore captain in program history
- Led Syracuse in tackles (81) and was second on the squad in tackles for loss (11.0) in 2015

LB Marquis Spruill (Syracuse)

- 2014 NFL Draft Fifth Round pick (Atlanta Falcons)
- Recorded 243 tackles, including 41.0 for a loss (second most in program history)

LB Akeem Ayers (UCLA)

- 2011 NFL Draft Second Round pick (Tennessee Titans)
- 2010 Butkus Award finalist (he finished third in voting)
- 2010 Phil Steele Second Team All-American
- 2010 Associated Press Third Team All-American
- 2010 All-Pac-10 First Team



CHIP LONG

John and Bobbie Arlotta Family Offensive Coordinator
13th Year Coaching, Second Year at Notre Dame

THE LONG FILE

Hometown	Birmingham, Alabama
High School	Mountain Brook High School
College:	North Alabama (History, 2006)
Wife	Kari
Children	Daughter - Lyla

PLAYING EXPERIENCE

2002-05	North Alabama	Tight End
---------	---------------	-----------

BOWLS/PLAYOFFS PLAYED

2003	NCAA Division II (semifinals)	2005	NCAA Division II (semifinals)
------	-------------------------------	------	-------------------------------

COACHING CAREER

2006	Louisville	Graduate Assistant (Wide Receivers/Quarterback)
2007	Louisville	Graduate Assistant (Wide Receivers/Quarterback)
2008	Arkansas	Graduate Assistant (Tight Ends)
2009	Arkansas	Graduate Assistant (Tight Ends)
2010	Illinois	Tight Ends
2011	Illinois	Tight Ends
2012	Arizona State	Recruiting Coordinator/Tight Ends
2013	Arizona State	Recruiting Coordinator/Tight Ends
2014	Arizona State	Recruiting Coordinator/Tight Ends/Offensive Special Teams
2015	Arizona State	Recruiting Coordinator/Tight Ends/Offensive Special Teams
2016	Memphis	Offensive Coordinator/Tight Ends
2017	Notre Dame	Offensive Coordinator
2018	Notre Dame	Offensive Coordinator

BOWLS/PLAYOFFS COACHED

2006	Louisville (Orange)	2013	Arizona State (Holiday)
2009	Arkansas (Liberty)	2014	Arizona State (Sun)
2010	Illinois (Texas)	2015	Arizona State (Cactus)
2011	Illinois (Fight Hunger)	2016	Memphis (Boca Raton)
2012	Arizona State (Fight Hunger)	2017	Notre Dame (Citrus)

PERSONAL INFORMATION

- Four-year letterwinner at tight end for North Alabama from 2002-05
- 2005 Football Gazette First Team All-American
- Gulf South Conference All-Decade Team at tight end (2000-09)

COACHING ACCOMPLISHMENTS

- Second season as the Irish offensive coordinator coach in 2018
- Notre Dame set the modern single-game record for rush yards per carry vs. Boston College on Sept. 16, 2017 (the Irish averaged 10.1 yards per rush and totaled 515 yards against the Eagles)
- Notre Dame rushed for a single-season school record 3,503 yards in 2017 (the previous school record of 3,502 yards was set in 1973)
- Notre Dame set the single-season record for rush yards per carry in 2017 as the Irish averaged 6.3 yards per rush, which not only bested the previous modern-day mark of 5.63—set just two years ago in 2015—but also topped the previous school record of 6.2, which was set in 1921 (96 years ago)
- Notre Dame rushed for 35 touchdowns in 2017, which is the most by the Irish since 1993
- Notre Dame ranked 27th in the FBS in total offense, which is the highest the Irish have ranked since 2009
- Notre Dame ranked seventh in the FBS in rushing offense (269.3 yards per game) as the Irish have not ranked higher in the FBS since 1995 (sixth) and have not registered a higher per game average since 1996 (269.5)
- Notre Dame ranked 24th in the FBS in scoring offense (34.2 points per game) as the Irish have not ranked higher in the FBS since 2006 (16th) and have not registered a higher scoring average since 2005 (36.7)
- Notre Dame's offensive line won the Joe Moore Award for the first time in school history this season
- Brandon Wimbush was the third QB in school history to eclipse both 500 rushing yards and 1,000 passing yards in the same season
- Notre Dame ran for over 300 yards seven times in 2017 (the Irish eclipsed 300 yards rushing seven times over the previous 17 years combined)
- Notre Dame ranked among the top three nationally in runs of at least 20 yards (third, 42), 30 yards (first 28), 40 yards (third, 15), 50 yards (third, 11), 60 yards (first, nine) and 70 yards (second, four)
- Notre Dame ranked third in FBS overall in yards per carry (6.3) and second in FBS in yards per carry vs. FBS teams with a winning record (6.1)
- Notre Dame ranked 15th in FBS overall in rushing TDs (35), and tops in FBS in both rushing TDs vs. ranked opponents (11) and rushing TDs vs. FBS teams with a winning record (28)
- Notre Dame had seven different players register a rush of at least 30 yards
- Notre Dame had four different players rush for at least 100 yards
- Notre Dame recorded 13 separate 100-yard rushing games
- Notre Dame registered 22 carries that netted at least 35 yards
- Instrumental in the development of dynamic offenses over his entire coaching career, most recently as offensive coordinator at Memphis (2016)
- In 2016, the Tigers ranked among the top-20 Football Bowl Subdivision schools in passing offense (304.4, 14th), scoring offense (38.8, 16th), completion percentage (.635, 17th), passing efficiency (152.53, 19th) and first downs gained (303, 20th)
- Memphis was one of six FBS teams to rank in the top-20 in each of those offensive categories in 2016
- Prior to his tenure at Memphis, Long spent four seasons at Arizona State (2012-15) as the recruiting coordinator and tight ends coach
- Also coached the Sun Devils running backs in 2015
- Worked closely with then Sun Devils offensive coordinator and now Memphis head coach Mike Norvell
- The Sun Devils averaged 37 points a game, finished with consecutive 10-win seasons (2013, 2014), earned a pair of top-25 finishes in the national polls and won the 2013 Pac-12 South crown
- His direction and guidance played a significant role in the development of Arizona State tight end Chris Coyle, the school's top performer at the position this decade
- As a senior in 2013, Coyle finished third in the nation among tight ends with 4.38 receptions per game, averaged 14.6 yards per catch and caught four touchdowns

- Coyle finished his Sun Devil career third on the program's all-time list for most receptions by a tight end (92) while his nine touchdown grabs tied for fourth in ASU history among tight ends
- Made an immediate impact in first season in Tempe (2012) as Coyle set the single-season school record for most receptions by a tight end with a team-leading 57 catches and was one touchdown shy (five) of tying the school's single-season record for touchdown receptions by a tight end
- Recognized as one of the nation's top-25 recruiters by both Rivals and 247Sports in 2015
- Listed by Rivals as one of the top recruiters in the Pac-12 Conference from 2012-14
- Lead recruiter for wide receiver Jaelen Strong, who earned 2014 ESPN All-America first team accolades and was a 2015 NFL Draft third-round selection by the Houston Texans
- Served as the tight ends/fullbacks coach at Illinois for two seasons (2010-11)
- Given the task of molding tight ends and fullbacks out of a roster that was largely designed to run the spread offense in first season at Illinois
- True-freshmen Evan Wilson and Jay Prosch thrived under his tutelage, with Wilson starting 11 games at tight end and Prosch starting seven at fullback
- Coaching was instrumental as Prosch eventually developed into a Pro Football Weekly first-team All-American in 2011
- Mentored the Arkansas tight ends as an offensive graduate assistant for two years (2008-09)
- Helped develop tight end D.J. Williams, who in 2008, became the first Mackey Award semifinalist in Arkansas history
- Williams had a record-breaking season that saw him garner All-South-eastern Conference first team honors as he led the Razorbacks in both receptions (61) and receiving yards (723)
- In 2009, Williams was a second-team All-SEC selection and ultimately captured the 2010 Mackey Award as the nation's most outstanding tight end
- Worked with wide receivers and quarterbacks as a member of Louisville's staff as an offensive graduate assistant for two years (2006-07)
- The 2006 Cardinals (ranked No. 5 (AP)/No. 6 (coaches) in the final national polls) squad posted a 12-1 overall record and earned a spot in the 2007 Orange Bowl, where it posted a 24-13 victory over No. 15 Wake Forest
- Played an integral role in developing an offense that finished among the nation's top-10 in scoring offense three times in his career
- Associated with offenses that have ranked among the nation's top-20 in scoring offense in seven of 11 seasons as a collegiate coach

DYNAMIC DISCIPLES

LG Quenton Nelson (Notre Dame)

- 2018 NFL Draft First Round pick (Indianapolis Colts)
- 2017 Unanimous All-American
- 2017 Outland Trophy Finalist

LT Mike McGlinchey (Notre Dame)

- 2018 NFL Draft First Round pick (San Francisco 49ers)
- 2017 Consensus All-American
- 2017 Outland Trophy Semifinalist

RB Josh Adams (Notre Dame)

- 2017 Phil Steele Third Team All-American
- 2017 Maxwell Award Semifinalist
- Second leading rusher in single-season school history (1,430)
- Fifth all-time leading rusher in school history (3,198)
- Set Notre Dame single-season freshman rushing record with 835 yards in 2015

QB Riley Ferguson (Memphis)

- In first year as a starting QB in 2016, threw for 3,698 yards, completed 63.2 percent of his passes and broke 2016 first-round NFL draft pick Paxton Lynch's single-season record for TD passes with 32

WR Jaelen Strong (Arizona State)

- 2015 NFL Draft Third Round pick (Houston Texans)
- 2014 Sporting News, Sports Illustrated, CBS Sports and ESPN.com Second Team All-American
- 2014 Biletnikoff Award Semifinalist

TE Chris Coyle (Arizona State)

- Third on Arizona State's all-time list for receptions by a tight end (92)
- Fourth on the Sun Devils' all-time list for TD receptions by a tight end (nine)
- Two-time All-Pac-12, including First Team in 2013

TE D.J. Williams (Arkansas)

- 2011 NFL Draft Fifth Round pick (Green Bay Packers)
- 2010 Mackey Award winner
- 2008 Mackey Award Semifinalist
- 2008 First Team All-SEC

FB Jay Prosch (Illinois)

- 2011 NFL Draft Sixth Round pick (Houston Texans)
- 2011 Pro Football Weekly First Team All-American



**TODD
LYGHT**

Pat and Jana Eilers Family Defensive Backs Coach
Eighth Year Coaching, Fourth Year At Notre Dame

THE LYGHT FILE

Hometown	Flint, Michigan
High School	Luke M. Powers High School
College	Notre Dame (Psychology, 1991)
Wife	Stefanie
Children	Daughter - Luca; Son - Logan

PLAYING EXPERIENCE

1987-90	Notre Dame	Cornerback
1991-94	Los Angeles Rams	Cornerback
1995-2000	St. Louis Rams	Cornerback
2001-02	Detroit Lions	Cornerback

BOWLS/PLAYOFFS PLAYED

1987	Notre Dame (Cotton)	1990	Notre Dame (Orange)
1988	Notre Dame (Fiesta)	1999	St. Louis Rams (Super Bowl XXXIV Champions)
1989	Notre Dame (Orange)	2000	St. Louis Rams (NFL Playoffs)

COACHING CAREER

2011	Oregon	Defensive Secondary Intern
2012	Oregon	Defensive Secondary Intern
2013	Philadelphia Eagles	Assistant Defensive Backs
2014	Philadelphia Eagles	Assistant Defensive Backs
2015	Vanderbilt	Cornerbacks
2015	Notre Dame	Defensive Backs
2016	Notre Dame	Defensive Backs
2017	Notre Dame	Defensive Backs
2018	Notre Dame	Defensive Backs

BOWLS/PLAYOFFS COACHED

2011	Oregon (Rose)	2015	Notre Dame (Fiesta)
2012	Oregon (Fiesta)	2016	Notre Dame (Citrus)
2013	Philadelphia Eagles (NFL Playoffs)		

PERSONAL INFORMATION

- Established the Todd W. Lyght Scholarship at the University of Notre Dame
- Two-time consensus All-American for the Irish in 1989 and 1990
- Only player in Notre Dame history who can claim the following accomplishments: starter on a collegiate national championship team, unanimous All-American, first-round NFL draft pick, starter on a Super Bowl winning team and NFL All-Pro selection
- Fifth overall pick in the 1991 NFL Draft — highest-drafted defensive back in school history and, to this day, only 11 defensive backs in NFL Draft history have ever been chosen higher
- Played 12 years in the National Football League for the Los Angeles/St. Louis Rams (1991-2000) and Detroit Lions (2001-02)
- Earned Pro Bowl and All-Pro honors in 1999 and helped St. Louis capture Super Bowl XXXIV
- Created a series of scholarships at Luke Powers Catholic School in Flint, Michigan, as well as St. Mary's Elementary School in Alexandria, Virginia
- Born in Kwajalein, Marshall Islands

COACHING ACCOMPLISHMENTS

- Fourth season as the Notre Dame defensive backs coach in 2018
- Notre Dame allowed only four plays of 40 yards or longer in 2017—the second-fewest of any team in the FBS
- Notre Dame allowed only one play of 50 yards or longer in 2017—the second-fewest of any team in the FBS
- Notre Dame ranked first or second in the FBS in fewest completions allowed of at least 30 yards (second, nine), 40 yards (first, one) and 50 yards (first, zero)
- Notre Dame was the only FBS school to yield one or fewer pass plays of 40 yards or longer in 2017
- Coached Julian Love who became the eighth Irish player in school history to return two interceptions for touchdowns in a season
- Love finished second in the FBS in pass breakups (20), passes defended (23) and passes defended/game (1.77)
- Love was the first FBS underclassmen (freshman or sophomore) to average more than 1.77 passes defended/game since Aqib Talib, Kansas, 2006 (2.8)
- Tutored freshmen Julian Love, Troy Pride Jr. and Donte Vaughn, who combined for 15 starts at cornerback in 2016
- Over the previous 35 seasons (1981-2015), freshmen totaled just 22 starts at cornerback and 13 came from KeiVarae Russell in 2012
- Love, who earned Freshman All-America status, finished the season with 45 tackles, including 32 solo stops, four passes defended, three break-ups, one interception, one forced fumble and one fumble recovery
- Coached freshman safety Devin Studstill, who started nine of the 12 games he played, and junior Drue Tranquill
- The freshmen trio of Love, Vaughn and Studstill all registered at least one interception in 2016
- Tranquill finished second on the Irish with 79 tackles, including 52 solo stops
- Coached cornerback KeiVarae Russell, who was drafted in the third round of the 2016 NFL Draft by the Kansas City Chiefs
- Russell led all Irish cornerbacks with 60 tackles, three and a half tackles for loss and two forced fumbles despite missing two games to injury in 2015
- Returned to his alma mater following a brief stint as the cornerbacks coach at Vanderbilt University
- Spent two seasons as a defensive backs assistant coach with the Philadelphia Eagles of the National Football League (2013-14)
- Part of a defensive coaching staff that helped Philadelphia rank tied for sixth in the NFL with 28 takeaways in 2014, trailing Houston (34), Dallas (31), Buffalo (30), Cleveland (29) and San Francisco (29)

- Guided an Eagles secondary that registered 12 interceptions, returning a pair for touchdowns, in 2014
- Aided a defensive unit that helped Philadelphia rank tied for third in the NFL with 31 takeaways in 2013
- Mentored Eagles' cornerback Brandon Boykin, who tied for second in the league with a career-best six interceptions in 2013
- Part of a defensive coaching staff that helped Philadelphia force 59 combined turnovers over his two seasons on staff, which tied for the second-highest total in the NFL in that period
- Served as an assistant under current Eagles head coach Chip Kelly at the University of Oregon for two years (2011-12)
- Helped the Ducks capture Rose Bowl and Pacific-12 Conference championships in 2011 and a Fiesta Bowl title in 2012
- Began coaching career as an assistant at Bishop Gorman High School in Las Vegas, Nevada, and helped the school to back-to-back Nevada state championships in 2009 and 2010

DYNAMIC DISCIPLES

CB Julian Love (Notre Dame)

- 2017 Sports Illustrated Second Team All-American
- 2016 247 Sports Freshman All-American

S Drue Tranquill (Notre Dame)

- 2016 Notre Dame Rockne Student-Athlete of the Year
- 2016 Lott IMPACT Trophy Watch List
- 2016 CoSIDA First Team Academic All-America
- 2016 Danny Wuerffel Trophy semifinalist

CB KeiVarae Russell (Notre Dame)

- 2016 NFL Draft Third Round pick (Kansas City Chiefs)

S Nate Allen (Philadelphia Eagles)

- In 2014 ranked tied for eight in the NFL and tied for fifth in the NFC with four interceptions

CB Brandon Boykin (Philadelphia Eagles)

- In 2013 ranked tied for second in the NFL with six interceptions and third in interception return yards with 136
- In 2013 registered 17 passes defended and two forced fumbles

DB Eddie Pleasant (Oregon)

- First-team All-Pac 12 in 2011
- In 2011 registered three interceptions, eight pass breakups and 11 passes defended

DB Ifo Ekpre-Olomu (Oregon)

- First-team All-Pac 12 in 2012
- In 2012 registered four interceptions, 16 pass breakups and 20 passes defended



BRIAN POLIAN

Special Teams Coordinator
22nd Year Coaching, Sixth Year at Notre Dame

THE POLIAN FILE

Hometown	Buffalo, New York
High School	St. Francis High School
College	John Carroll (History, 1997)
Graduate School	Baylor (Education, 2000)
Wife	Laura
Children	Son - Aidan; Daughter - Charlotte

PLAYING EXPERIENCE

1993-96	John Carroll	Linebacker
---------	--------------	------------

COACHING CAREER

1997	Michigan State	Graduate Assistant (Offense)
1998	Buffalo	Tight Ends/Assistant Offensive Line
1999	Baylor	Graduate Assistant (Defense/Special Teams)
2000	Baylor	Graduate Assistant (Defense/Special Teams)
2001	Buffalo	Running Backs/Special Teams Coordinator
2002	Buffalo	Running Backs/Special Teams Coordinator
2003	Buffalo	Running Backs/Special Teams Coordinator
2004	UCF	Running Backs/Recruiting Coordinator
2005	Notre Dame	Head Special Teams Coach/Defensive Backs Assistant
2006	Notre Dame	Head Special Teams Coach/Linebackers Assistant
2007	Notre Dame	Inside Linebackers/Special Teams
2008	Notre Dame	Special Teams Coordinator
2009	Notre Dame	Special Teams Coordinator
2010	Stanford	Special Teams Coordinator/Safeties
2011	Stanford	Special Teams Coordinator/Recruiting Coordinator/Safeties
2012	Texas A&M	Special Teams Coordinator/Tight Ends
2013	Nevada	Head Coach
2014	Nevada	Head Coach
2015	Nevada	Head Coach
2016	Nevada	Head Coach
2017	Notre Dame	Recruiting Coordinator/Special Teams Coordinator
2018	Notre Dame	Recruiting Coordinator/Special Teams Coordinator

BOWLS/PLAYOFFS COACHED

1997	Michigan State (Aloha)	2011	Stanford (Fiesta)
2005	Notre Dame (Fiesta)	2012	Texas A&M (Cotton)
2006	Notre Dame (Sugar)	2014	Nevada (New Orleans)
2008	Notre Dame (Hawai'i)	2015	Nevada (Arizona)
2010	Stanford (Orange)	2017	Notre Dame (Citrus)

PERSONAL INFORMATION

- Four-year letterwinner at linebacker for John Carroll from 1993-96
- Father, Bill, was the general manager and architect of the Super Bowl teams of the Buffalo Bills in the 1990s and later, as the team's president, oversaw the Indianapolis Colts' two Super Bowl appearances and their championship in 2006
- Father, Bill, enshrined into the Pro Football Hall of Fame in 2015

COACHING ACCOMPLISHMENTS

- Second season as the Irish recruiting coordinator and special teams coordinator in 2018
- Spearheaded Irish recruiting effort that brought in consensus top-10 class in 2018
- Worked with special teams, defensive backs and linebackers in his first stint at Notre Dame (2005-09)
- Spent the last four years as the head coach at Nevada (2013-16)
- Led the Wolf Pack to consecutive bowl games in 2014 and 2015, including a victory in the inaugural '15 NOVA Home Loans Arizona Bowl -- Nevada's fifth bowl win in school history
- Guided Nevada to 22 wins, 26 individual All-Mountain West honors and unprecedented academic honors
- Nevada posted a 7-6 overall record with a 4-4 mark in Mountain West play in 2015, marking consecutive seasons he led the Wolf Pack to a winning record
- Nevada used a lethal ground-and-pound offense in '15, as James Butler and Don Jackson each eclipsed 1,000 yards rushing (the Wolf Pack were one of just three teams in the nation with a pair of 1,000-yard rushers)
- Turned the tide from year one to year two of his tenure as the program reached new heights on and off the field in 2014
- Registered a 7-6 record and returned to a bowl game, playing in the 2014 R+L Carriers New Orleans Bowl
- The Wolf Pack defeated Pac-12 foe Washington State, scored impressive road wins at BYU, Hawaii and San Jose State, and capped the regular season with a dominating win at UNLV
- Helped nine student-athletes earn 2014 All-Mountain West honors, including Cody Fajardo, who became just the second player in NCAA history to pass for 9,000 yards and rush for 3,000 yards in a career
- Selected to represent the Mountain West Conference on the inaugural College Football Officiating Competition Committee in June of 2015
- Came to Nevada after a year as the special teams coordinator and tight ends coach at Texas A&M, which capped an 11-2 season in 2012 with a win over Oklahoma in the Cotton Bowl and an historic Heisman Trophy for then-freshman quarterback Johnny Manziel
- Two-year run with Stanford (2010-11) was marked by a pair of BCS bowl appearances and two of the top recruiting classes in school history
- Served as the special teams coordinator and recruiting coordinator while also coaching the safeties with the Cardinal
- Earned a number of honors as one of the top recruiters in the country during his first tenure at Notre Dame
- Nominee for the American Football Coaches Association (AFCA) Assistant Coach of the Year in 2008
- Coached Irish special teams units that set a number of school records and Notre Dame went to a pair of BCS bowl games
- Guided the Notre Dame kickoff return defense to a nation leading 16.47 yards per return in 2008 -- even more impressive when you consider the figure came on 59 kickoff return attempts
- Only one FBS school since 2003 has posted a better kickoff return defense with at least 59 kickoff return attempts
- Owns an impressive football pedigree that also includes coaching stops at UCF, Buffalo, Baylor and Michigan State as part of a 21-year career.
- Worked as a graduate assistant for Nick Saban at Michigan State (1997) and then spent two seasons as a graduate assistant at Baylor (1999-2000)

DYNAMIC DISCIPLES

K Justin Yoon (Notre Dame)

- First on Notre Dame's all-time field goal percentage list
- Fifth on Notre Dame's all-time scoring list
- Third on Notre Dame's all-time place kicker scoring list

P Tyler Newsome (Notre Dame)

- Second on Notre Dame's all-time punt average list
- Three of Notre Dame's top seven seasons in terms of punt average

OL Joel Bitonio (Nevada)

- 2014 NFL Draft Second Round pick (Cleveland Browns)
- 2014 NFL First Team All-Pro

LB Manti Te'o (Notre Dame)

- 2013 NFL Draft Second Round pick (San Diego Chargers)
- 2012 Walter Camp Player of the Year
- 2012 Heisman Trophy runner-up
- 2012 Butkus, Nagurski, Lombardi, Bednarik, Lott Maxwell Awards
- 2012 Unanimous All-American

S Tom Zbikowski (Notre Dame)

- 2008 NFL Draft Third Round pick (Baltimore Ravens)
- Tied for most punt returns for touchdown in Notre Dame history
- Two-time AP Third Team All-American (2005, 2006)

LS J.J. Jansen (Notre Dame)

- 10-year NFL veteran
- 2013 NFL Pro Bowl selection
- Three-year long snapper at Notre Dame

P Geoff Price (Notre Dame)

- Notre Dame's single-season leader for best punting average and second in career punting average

RB Alex Haynes (UCF)

- UCF's all-time leading rusher



JEFF QUINN

Offensive Line

34th Year Coaching, Fourth Year at Notre Dame

THE QUINN FILE

Hometown	Woodridge, Illinois
College	Elmhurst College (Physical Education, 1984)
Graduate School	DePauw (Physical Education, 1986)
Wife	Shannon
Children	Sons - Kyle (married to Isabel) and Ryan

PLAYING EXPERIENCE

1980-84	Elmhurst	Football
1980-84	Elmhurst	Wrestling

COACHING CAREER

1985	DePauw	Offensive Line/Tight Ends
1986-88	Ohio Northern	Offensive Line/Tight Ends
1989-2003	Grand Valley State	Associate Head Coach/Offensive Line/Offensive Coordinator
2004-05	Central Michigan	Associate Head Coach/Offensive Line
2006	Central Michigan	Associate Head Coach/Offensive Line/Offensive Coordinator
2007-09	Cincinnati	Offensive Coordinator/Offensive Line
2010-14	Buffalo	Head Coach
2015	Notre Dame	Offensive Analyst
2016	Notre Dame	Assistant Strength and Conditioning Coach
2017	Notre Dame	Senior Offensive Analyst
2018	Notre Dame	Offensive Line

BOWLS/PLAYOFFS COACHED

1989	Grand Valley State	NCAA Division II Playoffs
1990	Grand Valley State	NCAA Division II Playoffs
1991	Grand Valley State	NCAA Division II Playoffs
1994	Grand Valley State	NCAA Division II Playoffs
1998	Grand Valley State	NCAA Division II Playoffs
2001	Grand Valley State	NCAA Division II Runner-up
2002	Grand Valley State	NCAA Division II National Champions
2003	Grand Valley State	NCAA Division II National Champions
2006	Central Michigan	Motor City
2006	Cincinnati	International
2007	Cincinnati	Papajohns.com
2009	Cincinnati	Orange
2010	Cincinnati	Sugar
2013	Buffalo	Famous Idaho Potato
2015	Notre Dame	Fiesta
2017	Notre Dame	Citrus

PERSONAL INFORMATION

- 1984 graduate of Elmhurst College where he was a two-sport standout in football and wrestling
- Twice named Student-Athlete of the Year at Elmhurst
- Inducted into Elmhurst's Athletic Hall of Fame in 1993
- Earned a master of arts degree from DePauw in 1986 and an educational leadership master's degree endorsement from GVSU in 2000

COACHING ACCOMPLISHMENTS

- Enters his 34th year of college coaching
- Produced NCAA, conference and school record-breaking offenses along with winning multiple conference, bowl and national championships
- Fourth season at Notre Dame and first as offensive line in 2018
- Served three years (2015-17) on the Irish staff in a variety of roles, including most recently as senior offensive analyst
- Highest-profile offensive line protégées include Philadelphia Eagles center Jason Kelce and San Francisco 49ers left tackle Joe Staley
- Kelce — starting center for the 2017 Super Bowl Champion Eagles — has been selected to a pair of NFL Pro Bowls (2014, 2016) and twice has been named All-Pro (2013, 2017)
- In 2011, Kelce became the first rookie in team history to start every game at center and first Eagles rookie offensive lineman to start all 16 games since Doug Brzezineski (1999)
- In 2014, Kelce was the first Eagles center named to the Pro Bowl since Jim Ringo after the 1967 campaign
- A former walk-on linebacker that converted to offensive line, Kelce was a two-time All-BIG EAST Conference performer at both guard and center at Cincinnati
- Staley — 11th year starting left tackle for the 49ers — has been selected to six NFL Pro Bowls (2011-15, 2017) and three times has been named All-Pro (2011-13)
- In 2007, Staley became the first San Francisco rookie offensive lineman to start every single game in a season since Cas Banaszek in 1968

- Staley arrived on Central Michigan's campus as a 225-pound tight end in 2003, but prior to his sophomore season, Quinn asked him to make the switch to offensive tackle
- Served as the head coach at the University at Buffalo (2010-14), which included a 2013 campaign that saw the Bulls finish with an 8-5 record
- The eight wins equalled the most for Buffalo in the regular season since it moved to the Football Bowl Subdivision in 1999
- The Bulls also won a school-record six Mid-American Conference games and registered a seven-game winning streak in 2013
- Buffalo participated in the Famous Idaho Potato Bowl — the program's second bowl appearance
- Three of his players selected in the National Football League draft, including linebacker Khalil Mack, who was chosen fifth overall by the Oakland Raiders in 2014
- Mack was the highest NFL Draft pick in school history and the highest defensive player ever selected from the Mid-American Conference
- As offensive coordinator and offensive line coach at Cincinnati (2007-2009), helped the Bearcats to a 12-0 regular-season record in 2009 and served as the interim head coach for the Sugar Bowl meeting with defending national champion Florida
- Named a finalist for the 2009 Broyles Award, which is given to the nation's top assistant coach
- Unranked in preseason polls, Cincinnati's undefeated regular season catapulted the Bearcats to No. 3 in the BCS standings and earned them an invitation to the Sugar Bowl, the school's second consecutive BCS game
- Associate head coach and offensive coordinator at Central Michigan (2004-06)
- Helped the Chippewas to the 2006 MAC title
- Served as interim head coach for Central Michigan in its 31-14 victory over Middle Tennessee in the 2006 Motor City Bowl
- Worked 15 seasons at Grand Valley State (1989-2003)
- Part of the staff that led the Lakers to back-to-back national championships in 2002 and 2003

DYNAMIC DISCIPLES

LB Khalil Mack (Buffalo)

- 2016 NFL Defensive Player of the Year
- Two-time NFL All-Pro
- Three-time NFL Pro Bowl selection
- 2014 NFL Draft First Round pick (Oakland Raiders)

OL Jason Kelce (Cincinnati)

- 2018 NFL Super Bowl Champion
- Two-time NFL Pro Bowl selection
- 2017 NFL All-Pro

OL Joe Staley (Central Michigan)

- Six-time NFL Pro Bowl selection
- Three-time NFL All-Pro
- 2007 NFL Draft First Round pick (San Francisco 49ers)



TOM REES

Quarterbacks

Fourth Year Coaching, Second Year at Notre Dame

THE REES FILE

Hometown	Lake Bluff, Illinois
High School	Lake Forest High School
College	Notre Dame (Management Consulting, 2013)

PLAYING EXPERIENCE

2010-13	Notre Dame	Quarterback
2014	Washington Redskins	Quarterback

BOWLS/PLAYOFFS PLAYED

2010	Notre Dame (Sun)	2012	Notre Dame (BCS National Championship)
2011	Notre Dame (Champs Sports)	2013	Notre Dame (Pinstripe)

COACHING CAREER

2015	Northwestern	Graduate Assistant (Offense)
2016	San Diego Chargers	Offensive Assistant
2017	Notre Dame	Quarterbacks
2018	Notre Dame	Quarterbacks

BOWLS/PLAYOFFS COACHED

2015	Northwestern (Outback)	2017	Notre Dame (Citrus)
------	------------------------	------	---------------------

PERSONAL INFORMATION

- Four-year letterwinner at quarterback for Notre Dame from 2010-13
- Finished his Notre Dame career as one of the most prolific quarterbacks in school history
- Ranks in the top five in Notre Dame history in 21 different single-game, single-season or career passing categories
- Registered a 23-8 (.733) career record as the Irish starting quarterback
- Only one Notre Dame quarterback has ever collected more TD passes, while just two have thrown for more yards
- Named Notre Dame Offensive Player of the Year as a senior in 2013 (threw for 3,257 yards and 27 TDs)
- Third signal caller in school history to eclipse the 3,000-yard passing mark in a season and only three Irish quarterbacks have ever registered more TD passes in a year
- Ranked 11th in the FBS in passing yards per completion (14.54), 19th in passing touchdowns (27), 24th in passing yards (3,257), t-35th in point responsibility (162), t-45th in point responsibility/game (12.5) and 30th in passing yards/game (250.5) in 2013

COACHING ACCOMPLISHMENTS

- Second season as the Notre Dame quarterbacks coach in 2018
- Coached Brandon Wimbush, who was the only starting signal caller in college football to defeat four teams that finished 2017 ranked in the Associated Press Top 25
- The four victories over teams that finished 2017 ranked in the Associated Press Top 25 were the most by an Irish quarterback since 1990—when Rick Mirer registered five
- Wimbush was the third QB in school history to eclipse both 500 rushing yards and 1,000 passing yards in the same season, joining Tony Rice (1988 and '89) and DeShone Kizer (2015)
- Wimbush enters the 2018 campaign as the school's all-time leader in lowest career interception percentage (2.14)
- Guided Ian Book, who started in Notre Dame's 33-10 victory at North Carolina and came off the bench to help the Irish rally past No. 16 LSU, 21-17, in the 2018 Citrus Bowl
- Returns to his alma mater following one season as an offensive assistant with the San Diego Chargers where he worked with an offense that ranked tied for seventh in the NFL in passing (262.4), ninth in scoring (25.6), t-12th in yards/play (5.6) and 14th in total offense (356.8)
- San Diego quarterback Philip Rivers threw for 4,386 yards and 33 TDs, which ranked fourth and fifth, respectively, in the NFL in 2016
- Broke into the coaching ranks in 2015 at Northwestern, where he served as an offensive graduate assistant
- The Wildcats went 10-3 and finished the year ranked No. 23 in the final Associated Press poll
- Aided Northwestern redshirt freshman quarterback Clayton Thorson, who became the first quarterback in school history to lead the Wildcats to 10 wins in his first season as a starter

DYNAMIC DISCIPLES

QB Clayton Thorson (Northwestern)

- First QB in school history to lead the Wildcats to 10 wins in his first season as a starter

WR Tyrell Williams (Los Angeles Chargers)

- One of only four undrafted rookies to earn a spot on the active roster out of training camp in 2015
- Registered 69 catches for 1,059 and seven TDs in 16 games (12 starts)



MATT BALIS

Director of Football Performance
18th Year Coaching, Second Year at Notre Dame

THE BALIS FILE

Hometown	Chicago, Illinois
College	Northern Illinois (Education, 1996)
Graduate School	Aurora University (Educational Leadership and Administration, 2001)
Wife	Lanette
Children	Son - Jacob

COACHING CAREER

2001	Houston	Assistant Strength Coach
2002	Houston	Assistant Strength Coach
2003	Utah	Assistant Strength Coach
2004	Utah	Director of Strength and Conditioning
2005	Florida	Assistant Director of Strength and Conditioning
2006	Florida	Assistant Director of Strength and Conditioning
2007	Virginia	Head Football Strength and Conditioning Coach
2008	Virginia	Head Football Strength and Conditioning Coach
2009	Mississippi State	Director of Strength and Conditioning
2010	Mississippi State	Director of Strength and Conditioning
2011	Mississippi State	Director of Strength and Conditioning
2012	Mississippi State	Director of Strength and Conditioning
2013	Mississippi State	Director of Strength and Conditioning
2014	UConn	Strength and Conditioning Coordinator
2015	UConn	Strength and Conditioning Coordinator
2016	UConn	Strength and Conditioning Coordinator
2017	Notre Dame	Director of Football Performance
2018	Notre Dame	Director of Football Performance

BOWLS/PLAYOFFS COACHED

2003	Utah (Liberty)	2011	Mississippi State (Music City)
2004	Utah (Fiesta)	2012	Mississippi State (Gator)
2005	Florida (Outback)	2013	Mississippi State (Liberty)
2006	Florida (BCS National Championship)	2015	UConn (St. Petersburg)
2007	Virginia (Gator)	2017	Notre Dame (Citrus)
2010	Mississippi State (Gator)		

PERSONAL INFORMATION

- Chicago native was an assistant football coach and worked in the area of strength and conditioning at both Wheaton Warrenville South High School (1996-98) and Wheaton North High School for three years (1998-01)
- Taught physical education at the elementary school level during that five-year period

COACHING ACCOMPLISHMENTS

- Second season as Notre Dame's Director of Football Performance in 2018
- Trained 13 first round NFL Draft picks, including Notre Dame's offensive line tandem of Quenton Nelson and Mike McGlinchey
- Developed another eight second round NFL Draft picks
- Previously served as the head strength coach at UConn, Mississippi State, Utah and Virginia
- Strength and conditioning coordinator at UConn for three years (2014-16)
- Designed and developed all facets of the strength and conditioning program for the Husky football team
- Created programs including but not limited to explosive power development using triple extension movements, high-effort training sets and metabolic training
- Collaborated with coaches and sports medicine staff, nutrition staff and massage therapy staff to give each athlete the best possible training, nutrition and rehabilitation service
- Worked alongside former Irish assistant coach and Mississippi State head coach Dan Mullen for five seasons (2009-13)
- Helped the Bulldogs reach four consecutive bowl games -- a feat not previously accomplished in school history
- Named one of three finalists for the FootballScoop Strength & Conditioning Coach of the Year Award in 2010
- Spent two years as the strength and conditioning coach for the Virginia football program (2007-08)
- Responsibilities with the Cavaliers included overseeing the football program's strength and conditioning needs, and assessing each individual's physical attributes to improve athletic performance
- Served as the assistant director of strength and conditioning at Florida for two years (2005-06)
- Worked alongside former Notre Dame director of strength and conditioning and then Gators' director of strength and conditioning Mickey Marotti
- Responsible for assisting the director of strength and conditioning with daily operations of the Gators' facility
- Assisted with coordination of the entire strength program, including coaching in the weight room, speed development and conditioning
- Florida finished the 2006 season with a 13-1 record, won the Southeastern Conference Championship and the BCS National Championship
- Worked two years at Utah (2003-04) as an assistant strength coach in 2003 before former Irish assistant coach and then Utah head coach Urban Meyer promoted him to the director of strength and conditioning in 2004
- The Utes finished the 2004 season with an overall record of 12-0 and won the Fiesta Bowl
- Balis oversaw the entire 16-sport Utah program and was responsible for the design and implementation of programs for football, men's basketball, women's basketball, baseball and volleyball
- Worked as an assistant strength coach at Houston for two years (2001-02)
- Certified by the National Strength and Conditioning Association (NSCA) and the Collegiate Strength and Conditioning Coaches Association (CSCC)
- Certified strength and conditioning specialist and a certified strength and conditioning coach

DYNAMIC DISCIPLES**LG Quenton Nelson (Notre Dame)**

- 2018 NFL Draft First Round pick (Indianapolis Colts)
- 2017 Unanimous All-American
- 2017 Outland Trophy Finalist

LT Mike McGlinchey (Notre Dame)

- 2018 NFL Draft First Round pick (San Francisco 49ers)
- 2017 Consensus All-American
- 2017 Outland Trophy Semifinalist

CB Byron Jones (UConn)

- 2015 NFL Draft First Round pick (Dallas Cowboys)

DT Chris Jones (Mississippi State)

- 2016 NFL Draft Second Round pick (Kansas City Chiefs)

DT Fletcher Cox (Mississippi State)

- 2011 NFL Draft First Round pick (Philadelphia Eagles)

DB Darius Slay (Mississippi State)

- 2013 NFL Draft Second Round pick (Detroit Lions)

DB Johnathan Banks (Mississippi State)

- 2013 NFL Draft Second Round pick (Tampa Bay Buccaneers)

DE Preston Smith (Mississippi State)

- 2015 NFL Draft Second Round pick (Washington Redskins)

LB Benardrick McKinney (Mississippi State)

- 2015 NFL Draft Second Round pick (Houston Texans)

OT Derek Sherrod (Mississippi State)

- 2011 NFL Draft First Round pick (Green Bay Packers)

DB Chris Cook (Virginia)

- 2010 NFL Draft Second Round pick (Minnesota Vikings)

OT Eugene Monroe (Virginia)

- 2009 NFL Draft First Round pick (Jacksonville Jaguars)

LB Clint Sintim (Virginia)

- 2009 NFL Draft Second Round pick (New York Giants)

DE Chris Long (Virginia)

- 2008 NFL Draft First Round pick (St. Louis Rams)

OG Branden Albert (Virginia)

- 2008 NFL Draft First Round pick (Kansas City Chiefs)

WR Percy Harvin (Florida)

- 2009 NFL Draft First Round pick (Minnesota Vikings)

DE Derrick Harvey (Florida)

- 2008 NFL Draft First Round pick (Jacksonville Jaguars)

DE Jarvis Moss (Florida)

- 2008 NFL Draft First Round pick (Denver Broncos)

DB Reggie Nelson (Florida)

- 2008 NFL Draft First Round pick (Jacksonville Jaguars)

WR Chad Jackson (Florida)

- 2006 NFL Draft Second Round pick (New England Patriots)

QB Alex Smith (Utah)

- 2005 NFL Draft First Round pick (San Francisco 49ers)

DR. CHRIS BALINT

Orthopedic Surgeon



Dr. Chris Balint is a board certified, fellowship-trained orthopedic surgeon who specializes in sports medicine. He is in his 16th year in 2018 as an orthopedic surgeon for Notre Dame football team and other Irish athletic squads.

Balint received his undergraduate degree from the University of Notre Dame in 1990. He is a 1996 graduate of the Kirksville College of Osteopathic Medicine in Kirksville, Missouri, and completed his orthopedic residency at Genesys Regional Medical Center in Grand Blanc, Michigan. He also performed a fellowship specializing in sports medicine (shoulder and knee arthroscopy) at New England Baptist Hospital in Boston.

Balint not only serves as the chairman of the Notre Dame Orthopaedic Society, but is an active member of the following medical societies: Diplomate of American Osteopathic Board of Orthopedic Surgery, American Academy of Osteopathic Orthopedic Surgeons, American Academy of Orthopaedic Surgeons, Indiana Orthopedic Society, Indiana State Medical Association, St. Joseph County Medical Society, Arthroscopic Association of North America, American Orthopedic Society for Sports Medicine and the National Board of Osteopathic Medical Examiners.

Balint has previous professional and collegiate athletic physician experience with the Boston Celtics, and Harvard and Northeastern universities.

Balint and his wife, the former Susan Gomez, have four children: Emma, Owen, Evan and Ella.

CHRIS BACSİK

Head Football Equipment Manager



Chris Bacsik is in his first year in 2018 at Notre Dame as the head football equipment manager. He directs all facets of athletic equipment management for the Irish football team and oversees one associate equipment manager and 50 student managers.

Bacsik, while officially in his first year in the manager role, is no stranger to the football program or the equipment room. He served as a student manager for the football program during his undergraduate days at Notre Dame.

Bacsik graduated from the University in 2001 with a degree in accounting. He served the program and the equipment office on a volunteer basis while working toward his MBA from Notre Dame, which he attained in 2005. Bacsik continued in that volunteer role, while also working a consulting job, through the 2017 season.

Bacsik and his wife Mary were married in May 2018.

MIKE BEAN

Associate Athletic Trainer



Mike Bean is an associate athletic trainer at Notre Dame, working with the Irish football team since 1996. He also supervises the student-athletic trainer program.

A native of Belle Fourche, South Dakota, he has been at Notre Dame since 1991 as a full-time member of the sports medicine staff after a one-year internship. During his tenure at Notre Dame, he also has served as the athletic trainer for the University's baseball, women's and men's soccer, hockey and men's and women's tennis teams.

While obtaining his master's degree in sports medicine at Western Michigan University, Bean served as the head athletic trainer at Kalamazoo College, as well as working as a part-time assistant athletic trainer at the Southwestern Michigan Sports Medicine Clinic. During his undergraduate days at Southwest Missouri State University (now Missouri State University), Bean was a student athletic trainer for the Bears' football, baseball and volleyball teams. He also spent time at Evangel College in Springfield, Missouri, working with the school's football and basketball squads.

Bean began his athletic training education at Black Hills State University in Spearfish, South Dakota, working with its football, basketball and wrestling programs. He received his bachelor's degree in education from Southwest Missouri State in 1989. He also received an honorary monogram from the Notre Dame Monogram Club in 2006.

Bean acted as the athletic trainer for the 2018 USA Baseball Collegiate National Team. He served on the staff of manager and current LSU and former Notre Dame head coach Paul Mainieri.

Bean is married to the former Colleen Waldron of South Bend, and they have two daughters: Taylor and Courtney.

DARWIN BEACHUM

Associate Football Equipment Manager



Darwin Beachum is in his first year in 2018 at Notre Dame as the associate football equipment manager.

Prior to his arrival at Notre Dame in 2018, Beachum spent three years at UCLA, including the 2017 season, where he served as the director of football equipment operations. During his tenure with the Bruins, Beachum also worked with the baseball and men's and women's tennis teams.

Beachum has worked at the professional level as well. He was a clubhouse assistant for the Washington Nationals (2014-15) and an assistant equipment manager for the Washington Redskins (2012-14).

Beachum graduated from Michigan State in 2009 with a bachelor's degree in communication. He worked for two-years as a student manager for the Spartans.

Upon graduation from Michigan State, Beachum was an intern with the New York Jets (2010-11). His also spent a year in the Northwestern equipment office (2011-12).

Beachum and his wife, the former Toni Hazel, were married in 2012 and have one son, Trey.

CLAY BIGNELL

Senior Defensive Analyst



Clay Bignell is in his third year at Notre Dame and first in 2018 as the senior defensive analyst.

Bignell served as a defensive graduate assistant each of the last two seasons (2016-17).

In 2017, Notre Dame improved by at least 20 spots in the FBS rankings in third down conversion percentage, interceptions, rushing defense, scoring defense, passing efficiency defense, sacks, tackles for loss and turnovers gained from the year prior.

The Irish were the last FBS team in 2017 to surrender more than 20 points in a game this season. Notre Dame allowed 20 points or less over each of its first eight games. The Irish allowed only four plays of 40 yards or longer in 2017—the second-fewest of any team in the FBS. Notre Dame allowed only one play of 50 yards or longer in 2017—the second-fewest of any team in the FBS. The Irish ranked first or second in the FBS in fewest completions allowed of at least 30 yards (second, nine), 40 yards (first, one) and 50 yards (first, zero). Notre Dame was the only FBS school to yield one or fewer pass plays of 40 yards or longer in 2017.

Bignell was a defensive graduate assistant at Northwestern for two years (2014-15). In 2015, the Wildcats reached the 10-win plateau for the fourth time in program history. Northwestern had five defensive players earn All-Big Ten honors as its defense ranked among the top 20 in the Football Bowl Subdivision in pass efficiency defense (3rd), scoring defense (12th), total defense (13th) and fewest first downs allowed (19th).

Bignell, who played linebacker at Montana State, served as a defensive intern at his alma mater in 2013. His duties included significant work on video breakdown, scouting and practice preparation for his fellow defensive coaches.

Bignell won a pair of Big Sky championships at Montana State (2007-11). He was a second-team All-Big Sky Conference selection as a redshirt sophomore in 2009 when he registered 71 total tackles despite missing two games due to an injury. Bignell, who battled an ankle injury that limited him to only five starts in 2010, still put together an 11-tackle performance in the Bobcats' near-upset of Washington State. As a senior captain in 2011, Bignell started 13 games, registered 67 tackles and helped Montana State to a 10-3 record and Football Championship Subdivision playoff berth.

Bignell graduated from Montana State in 2011 with a bachelor's degree in business.

Bignell and his wife, the former Kaylee Davies, were married in 2015 and have one son, Brecken.

ARMON BINNS

Offensive Analyst



Former University of Cincinnati and NFL wide receiver Armon Binns is in his first year in 2018 as the offensive analyst at Notre Dame.

Binns played for the Cincinnati Bengals, Miami Dolphins and Kansas City Chiefs over his three-year professional career.

As a student-athlete, Binns played in 41 games for the Bearcats and led Cincinnati in receiving over each of his final two seasons. He caught 61 for 888 yards and 11 TDs as a junior in 2009, and 75 passes for 1,101 yards and 10 TDs as a senior in 2010.

Binns captured Cincinnati's 2010 Claude Rost MVP Award. A first-team all-BIG EAST Conference selection, Binns was the seventh Bearcat receiver to eclipse the 1,000-yard plateau in a single season.

Binns still ranks among Cincinnati's top-10 all-time in receptions, receiving yards and receiving TDs.

Binns received his Bachelor's Degree in Criminal Justice in May 2012. He also earned his Master's Degree in Family and Human Development from Arizona State in 2018.

LARRY BLACK

Graduate Assistant - Defense



Larry Black is in his first year in 2018 at Notre Dame as a defensive graduate assistant.

Black served as a defensive graduate assistant each of the last two seasons at Toledo (2016-17). He

worked primarily with the defensive line. Black was promoted to Director of Player Personnel at Toledo after the '17 season. Prior to his tenure with the Rockets, Black was the defensive tackles coach at Carthage (WI) College in 2015.

A native of Cincinnati, Black graduated from Wyoming High School in 2008. He played college football at Indiana, where he earned four letters as a defensive tackle. Black was selected to 2009 Sporting News freshman All-American and All-Big Ten teams.

During his college career, Black registered 127 total tackles, eight sacks, 27.5 tackles for loss, two fumble recoveries, four pass breakups and one blocked field goal. He signed as an undrafted free agent with the Cincinnati Bengals in 2013.

Black earned his bachelor's degree from Indiana in 2012.

He and his wife Kaylin have a son, Ace.

IAN BURES

Assistant Strength and Conditioning Coach



Ian Bures is in his first year in 2018 at Notre Dame as an assistant strength and conditioning coach.

Bures was promoted to a full-time position with the Irish after a four-month internship concluded in the spring of 2018.

Bures has worked previously at Cumberland University, Western Michigan and Buffalo.

Bures received his Bachelor's Degree in Health and Physical Education/Fitness from Plymouth State University in May 2015. He also earned his Master's Degree in Sport and Exercise Science from Cumberland in 2017.

Bures played tight end for four years at Plymouth State.

CHRIS CHARIZOPOULOS

Director of Creative Design



Chris Charizopoulos is in his second year in 2018 at Notre Dame as the director of creative design. He assists director of recruiting Aayrn Kearney and social media manager Katie Meyers in the recruiting department. Charizopoulos oversees creative

direction for football content.

Charizopoulos provides visual communication and graphic design solutions for Notre Dame football recruiting, social media and branding content through digital, web, print, email, video production and in-venue digital display applications, while creating work that communicates with a consistent university brand.

Charizopoulos came to Notre Dame after a two-year tenure at Inter-sport, Chicago, where he was the agency's first full-time lead graphic designer. He provided graphic design services for over 100 world class brands while sitting on the agency's marketing, production and content marketing departments.

In addition, Charizopoulos works as a graphic design and photography freelancer since 2012 and has been featured in many different media outlets including ESPN and Sports Business Journal.

Charizopoulos graduated from Purdue University Calumet located in Northwest Indiana, with a bachelor's degree in business management — entrepreneurship, with an emphasis in marketing. He also completed post-graduate work, including an internship with the universities' marketing department and leading a student mentorship role.

Charizopoulos and his wife, Rebecca, were married in 2015.

AARON COELING

Graduate Assistant - Offense



Aaron Coeling is in his second year in 2018 at Notre Dame as an offensive graduate assistant. He works primarily with the offensive line.

Notre Dame's 2017 offensive line won the Joe Moore Award for the first time in school history.

Presented by the Foundation for Teamwork, the award is given annually the "toughest, most physical offensive line in the country," and is the only major college football award given to a position unit or group.

Quenton Nelson and Mike McGlinchey were the first two offensive linemen selected in the 2018 NFL Draft. It marked the first time since 1991 that the top two offensive linemen drafted were from the same school. It also marked just the third time in the last 60 years that the top two offensive linemen drafted were from the same school.

McGlinchey and Nelson were the first pair of Notre Dame offensive linemen to garner first-team honors in the same season by the Associated Press since 1931.

In 2017, Notre Dame set the modern single-game record for rush yards per carry vs. Boston College on Sept. 16, 2017. The Irish averaged 10.1 yards per rush and totaled 515 yards against the Eagles. The previous record of 10.0 yards per rush had stood for 75 years. Notre Dame rushed for a single-season school record 3,503 yards in 2017. The previous school record of 3,502 yards was set in 1973. The Irish set the single-season record for rush yards per carry in 2017. Notre Dame averaged 6.3 yards per rush, which not only bested the previous modern-day mark of 5.63—set just two years ago in 2015—but also topped the previous school record of 6.2, which was set in 1921 (96 years ago).

Coeling joined the Irish coaching staff after a two-year stint as an offensive graduate assistant at Miami University (2015-16). He assisted George Barnett with the Redhawks offensive line.

A Centerville, Ohio native, Coeling graduated from Wittenberg University in 2014 with a degree in business marketing and sport management. He was a four-year starter on the offensive line for the Tigers from 2011-2014.

Coeling was a three-time All-North Coast Athletic Conference selection and three-time all-region nominee. He was named a third-team All-American as a junior in 2013. During his playing career, Wittenberg finished with a 37-8 record and won the NCAC Championship three times.

TIM COLLINS

Director of Football Technology



Tim Collins is in his 28th year at Notre Dame and first in 2018 as the director of football technology.

Collins remains in charge of all video and filming needs for Notre Dame's athletic department as its primary video systems coordinator. In addition to traveling to shoot Irish football games, Collins compiles all video packages utilized by Notre Dame's football coaches in their scouting and game preparation. Collins and his staff also tape men's and women's home basketball games as well as hockey.

A native of South Bend, Collins is a 1987 graduate of John Adams High School and attended Indiana Vocational Technical College. He also spent three years as a part-time news photographer at WNDU-TV, the NBC affiliate in South Bend. Collins was named the independent conference video coordinator of the year in 1997, 1998, 2003 and 2004 by the Collegiate Sports Video Association.

In 2001, Collins was elected an executive officer of the CSVA, serving as secretary, and in 2002 was named treasurer of the organization. In 2004, the Notre Dame Monogram Club awarded Collins an honorary monogram in recognition of his years of service.

Collins and his wife, the former Michelle Williamson, married in 1990, and have one son, Carson.

JULIE DEBUYSSEY

Senior Staff Assistant



Julie DeBusssey is in her 35th year in 2018 as the administrative assistant for the coaching staff in the Notre Dame football office. In her role, DeBusssey serves as the primary assistant to Notre Dame's assistant coaches. A native of South Bend, DeBusssey is married to Denny DeBusssey and the couple has a son, Chris Martin, a 2003 Notre Dame graduate, and two daughters: Cara DeBusssey and Deanne Burton.

JACOB FLINT

Co-Director of Strength and Conditioning



Jacob Flint is in his ninth year and second in 2018 as co-director of strength and conditioning at Notre Dame. He is a registered strength and conditioning coach by the NSCA and certified by USAW as a level one sports performance coach.

Prior to joining Notre Dame's staff in January 2010, Flint was a member of the strength and conditioning staff at the University of Cincinnati from 2007-09. While at Cincinnati, Flint helped the Bearcats to a 33-6 record, while winning back-to-back BIG EAST championships in 2008 and 2009.

Flint played for Notre Dame head coach Brian Kelly at Central Michigan University as a walk-on and was rewarded for his dedication to the football program with a scholarship in his last season in 2005. Following his senior season, Flint worked as a staff assistant, serving primarily in the weight room while also assisting with the development of the running backs in the 2006 Mid-American Conference championship season.

Flint competes in the 85-kilogram weight class of USA weightlifting and is a national level lifter.

A native of Shepherd, Michigan, Flint was a four-sport letter-winner at Shepherd High School and was twice named an all-league running back. He graduated with honors from Central Michigan University in 2007 with a bachelor's degree in education.

Flint is married to the former Katie Schafer and they have five daughters: Blayke, Parker, Beckett, and .

DAVID GRIMES

Assistant Strength and Conditioning Coach



Former Notre Dame football captain David Grimes returned to the program in 2011 and started his role as assistant strength and conditioning coach in 2012. He is a registered strength and conditioning coach by the NSCA.

As the player development intern in 2011, Grimes served as a resource for the Irish football players. He acted as a liaison between the players and coaching staff, and served as a primary contact between Notre Dame's student welfare and development office and academic services for student-athletes department. Through the student welfare and development office, Grimes helped coordinate community service projects through the "Irish Around the Bend" program. He also helped coordinate and monitor the study hall sessions at the Guglielmino Athletics Complex.

Grimes graduated from Notre Dame in 2009 with a degree in marketing and participated in the training camps of the Denver Broncos in 2009 and Kansas City Chiefs in 2010.

Voted a team captain as a senior, Grimes played wide receiver for the Irish from 2005-08. He played in 45 games during his Notre Dame career and started 24 contests. Grimes played in three bowl games, including two Bowl Championship Series games (2006 Tostitos Fiesta Bowl and 2007 Allstate Sugar Bowl).

Born in Los Angeles, Grimes graduated from St. Martin DePorres High School in Detroit, Michigan, and was valedictorian at his senior year commencement.

DR. JERRY HOFFERTH, D.C.

Chiropractor



Dr. Jerry Hofferth, D.C., is in his 14th year in 2018 as the chiropractor for Notre Dame football and all other Irish athletic teams. He also enters his 27th year of private practice at Hofferth Chiropractic Center in Mishawaka.

Hofferth earned his undergraduate degree from North Central College (Naperville, Illinois) in 1988. He's a 1992 graduate of Palmer College of Chiropractic in Davenport, Iowa. Hofferth collected a post-graduate certification in spinal trauma from the International Chiropractors Association in 1996.

Hofferth has been a board member of the Indiana State Chiropractic Association since 2007.

A native of Munster, Indiana, Hofferth is married to the former Kelly Day and the couple has two daughters: Sydney and Madison.

TORI HOMMEL

Assistant Athletic Trainer



Tori Hommel is in her fourth year in 2018 with the Notre Dame sports medicine department. She primarily works with the Irish football team. Hommel helps with treatment and rehabilitation of student-athlete injuries plus covers practices and games.

Hommel graduated in 2013 from Idaho with a bachelor's degree in education/athletic training. She then earned her master's degree in kinesiology and exercise science from LSU in 2015.

Prior to working at Notre Dame, Hommel was a LSU graduate assistant athletic trainer who worked with the men's and women's swimming and diving teams and football program. As an Idaho student athletic trainer, she worked with the women's basketball, women's volleyball, football and men's basketball squads.

ROB HUNT

Director of Athletic Training



Rob Hunt is in his eighth year in 2018 at Notre Dame and third as director of athletic training. Hunt provides oversight for all athletic trainers and physical therapists within the sports medicine department.

Prior to Notre Dame, Hunt worked at Oklahoma State University for five years, serving as the head football athletic trainer from 2006-07 and the head athletic trainer for the Cowboys starting in 2007. At Oklahoma State, Hunt served as athletic trainer for the football team all five years and in his final four years in Stillwater, he coordinated all aspects of medical care for the athletic department's 16 athletics teams as well as supervised six assistant athletic trainers, eight graduate assistants and two insurance coordinators.

Prior to moving to Oklahoma State, Hunt was the head athletic trainer at Southeast Missouri State (2004-06) after serving as an assistant athletic trainer with the University of Missouri football team (1999-2004). In his final year with the Tigers, Hunt also served as director of rehabilitation services.

A graduate of Ball State in 1997 with a degree in athletic training, Hunt earned his master's degree in education at Missouri and served as a graduate assistant athletic trainer (1997-99).

A native of West Lafayette, Indiana, Hunt is a member of the National Athletic Trainers Association. He and his wife Krista are parents of four children: Robbie, Alexa, Rachel and Cole.

JAS SMITH

Coordinator of On-Campus Recruiting



Jas Smith enters her first year in 2018 with the Notre Dame football program as the coordinator of on-campus recruiting.

A graduate of Notre Dame in 2016 with a degree in information technology management, Smith returns to her alma mater after a year working in the Nova Southeastern University undergraduate admissions office.

Smith is no stranger to the Irish athletic department. She not only worked with the Irish recruiting office for two seasons (2014-15) as a student ambassador, but Smith also served as a manager for the women's basketball program for three years.

Smith spent the 2016-17 academic year as a member of the University admissions office.

ERIK KING

Program Director of Football Facilities



Eric King enters his eighth year in 2018 with Notre Dame and second as the program director of football facilities.

King has served as the facilities manager for Loftus Sports Center and also the Guglielmino Athletics Complex, which is home to the Notre Dame Football staff, since 2012. In addition to his role with the football program, King also oversees the operations for several other Olympic Sports Facilities that include Eck Tennis Pavilion, Arlotta Lacrosse Stadium and Alumni Soccer Stadium.

King began his career with the University as Operations Manager for the Joyce Center in July of 2010.

He and his wife Karen live in Granger, and are the parents of two children, Jacqueline and Alexander.

AARYN KEARNEY

Director of Recruiting



Aaryn Kearney enters his fourth year in 2018 with the Notre Dame football program as the director of recruiting. He assists recruiting coordinator Brian Polian and director of player personnel Dave Peloquin in the recruiting department. He organizes all official and unofficial visits by prospective student-athletes, manages compliance and academic records for recruits, oversees student workers and helps organize game day recruiting efforts.

Kearney came to Notre Dame after a six-season tenure in a similar role at the University of Nebraska. He joined the Huskers' football staff in February 2009 as a recruiting staff assistant. Kearney was promoted to director of recruiting operations in 2014.

Kearney directed the day-to-day operations of Nebraska's recruiting staff and was responsible for the implementation of the Huskers' recruiting plan. He oversaw the football staff's evaluation process. Kearney assisted with roster management, initial eligibility of prospective student-athletes and organizing NCAA compliance records pertaining to recruiting activities and campus visits. Kearney also served as the program's NFL liaison for pro personnel.

In addition to assisting the football staff in recruiting, Kearney was actively involved with the Big Red Football School and coaching clinics. Kearney worked in the recruiting office as a student worker for the previous year before his full-time appointment.

A native of Auburn, Nebraska, Kearney started his association with the Husker football program in 2003, working as a student manager for five seasons. Kearney served as the head student manager during the 2007 season.

Kearney graduated from the University of Nebraska in December, 2008, with a bachelor's degree in communication studies.

DR. MATT LEISZLER, M.D.

Team Physician



Dr. Matt Leiszler, M.D., is in his fifth year in 2018 at Notre Dame as the head football team physician.

Leiszler graduated from Harvard University in 2003 with a degree in biology. He finished medical school at the University of Kansas School of Medicine in 2008.

After his residency with the University of Colorado (HealthONE Rose Medical Center) Program (2009-11), Leiszler did a sports medicine fellowship with the University of Colorado Hospital in 2012.

Leiszler was on the faculty at the University of Colorado Hospital, splitting his time between primary care family medicine and sports medicine, for two years (2013-14).

A native of Derby, Kansas, Leiszler was a varsity letter-winning running back on the football team at Harvard. He ran for six touchdowns and 483 yards during his sophomore season. Leiszler was projected to be the starting running back as a junior, but he suffered a career-ending repeat ACL injury before the season started.

Leiszler and his wife Tori are parents of two daughters, Teegan and Tana, and one son, Ty.

BRANDON LEMON

Graduate Assistant - Offense



Brandon Lemon is in his second year in 2018 and first as an offensive graduate assistant at Notre Dame.

Lemon joined the Irish staff following one season at the University of New Haven (2016), where he coached wide receivers. Lemon helped Ty Headen earned First

Team All-Northeast-10 honors as a senior in 2016. Headen hauled in 56 receptions for a career-high 991 yards and eight TDs. Headen finished his New Haven career second all-time in receptions with 179 and fourth in receiving yards with 2,416.

Prior to New Haven, Lemon was an assistant coach at St. Lawrence University for two years (2014-15). He worked with the receiving corps. In 2015, the Saints set school records for nearly all passing categories featuring All-Liberty League selections Mitch Gallagher and Leondre Simmon.

In 2013, he coached the cornerbacks at Methodist University where he mentored two all-conference players as Tyler Mitchell received First Team All-USA South honors and D.J. Payne was named to the second team. He also coached special teams and spent time in the spring guiding slot receivers.

Lemon also has coaching experience with two USA National Development camps.

As a student-athlete, Lemon played four years at Salisbury University. As a senior, Salisbury advanced to the quarterfinals of the NCAA Division III Tournament losing to eventual National Champion Wisconsin-Whitewater.

Lemon received his Bachelor's Degree in Sociology in May 2012.

NICK LEZYNSKI

Graduate Assistant - Defense



Nick Lezynski is in his first year in 2018 as a defensive graduate assistant at Notre Dame.

Lezynski most recently was the linebackers coach at Lafayette College in 2018.

Prior to his time at Lafayette, Lezynski spent three seasons as a graduate assistant coach at the University of Connecticut under Bob Diaco. He worked with the offense and special teams in 2014 and 2015, before moving to the defensive side of the ball during the 2016 season. Prior to UConn, Lezynski was the assistant secondary coach at Holy Cross from 2012-13.

Lezynski is a 2011 graduate of the University of Notre Dame where he was a monogram winner and four-year member of the football program. He earned his bachelor's degree in business administration from the Mendoza College of Business. Lezynski earned a master's degree from UConn in 2017 in educational psychology from the NEAG School of Education.

A native of Newtown, Pa., Lezynski is married to his wife, Jessica, and the couple has a daughter, Sloane.

JOY MCCAUSLAND

Senior Staff Assistant



Joy McCausland is in her 11th year in 2018 in the Irish football office and her 19th year overall at the University of Notre Dame.

McCausland serves as the primary contact for all general communication and donation requests at the Guglielmino Athletics Complex. Prior to joining the Irish football office, McCausland worked at Notre Dame's Hesburgh Library for five years and the chemistry/physics library for three years.

A native of Lakeville, Indiana, she has three sons: Kyle, Kayne and Michael.

KATIE MEYERS

Social Media Senior Program Manager, Football



Katie Meyers is in her second year in 2018 as the social media senior program manager for football at Notre Dame.

Meyers oversees all of the team's social media efforts. She develops and creates content on Notre Dame football's social media accounts including Twitter, Facebook, Instagram and snapchat.

Prior to her arrival in 2017, Meyers spent two years at UCLA, where she developed social content for all 26 Bruin varsity sports. She also acted as the head photographer for all varsity sports. Meyers worked closely with various members of the athletic department in order to produce cohesive and unified work that best represented UCLA.

Prior to joining the UCLA staff in a full-time capacity, Meyers spent four years working in all areas of the photo department at the Daily Bruin as a undergraduate student. She spent one year as the photo editor.

Meyers received her Bachelor's Degree in Art in June 2015.

JASON MICHELSON

Assistant Director of Football Operations



Jason Michelson enters his seventh year in 2018 with the Notre Dame football program and first as assistant director of football operations. He spent the last five years as the coordinator of football operations.

Michelson started at Notre Dame in 2012 as the program's operations intern.

Michelson coordinates and oversees all day-to-day administrative and operational details including team travel, preseason camp arrangements, the annual coaches clinic and summer camps.

Prior to his arrival at Notre Dame, Michelson was an operations intern with the Detroit Lions during the 2011 campaign.

Michelson graduated from Ohio University in 2011 with a bachelor's degree in sports management. He was born in Kansas City, Missouri, but was raised in Lebanon, Ohio.

Michelson is married to the former Lexi Merritt, and the couple has one son, Cooper.

OLIVIA MITCHELL

Coordinator of Football Operations



Olivia Mitchell enters her second year in 2018 with the Notre Dame football operations office and first as the coordinator of football operations. She spent the 2017 season as the program's operations intern.

Mitchell previously served as a team operations intern for the College Football Playoff. She assisted in the planning and execution of all events and operations associated with the teams participating in the 2017 College Football Playoff National Championship. Mitchell supervised all planning materials requested from the four participating teams, assisted participants' personnel in the execution of various tasks as it relates to practice, schedules, travel and facilities. She participated in the development and managed the execution of the team and official party hospitality programs.

Mitchell graduated from Notre Dame in 2016 with a bachelor's degree in marketing. She was a senior recruiting assistant for the Irish football program during her undergraduate years. Mitchell also interned for Athletics First, LLC., and the National Football League's Chicago Bears.

CHRIS O'LEARY

Defensive Analyst



Chris O'Leary is in his first year in 2018 as the defensive analyst at Notre Dame.

O'Leary joined the Irish staff following one season at Florida Tech (2017), where he coached safeties.

O'Leary began his coaching career at Georgia State in 2015 as a graduate assistant working with the defensive staff.

As a student-athlete, O'Leary was a four-year letterwinning wide receiver at Indiana State. He played in 32 career games and caught 47 passes for 397 yards, including 33 receptions for 243 yards as a senior on 2014.

O'Leary received his Bachelor's Degree in physical education in May 2015. He earned his Master's Degree in sports administration from Georgia State in 2016.

KARI OLIVER

Sports Nutrition Associate



Kari Oliver is in her fourth year in 2018 as a sports nutrition associate.

In her role, Oliver fuels and educates the Fighting Irish football team. She coordinates all meals and snacks at home and on the road, as well as overseeing training table. Oliver conducts body composition testing, runs one-on-one nutrition counseling sessions for student-athletes and gives nutrition lectures to football, as well as volleyball, baseball, softball, fencing, men's golf and cheerleading. She also serves on the Athletics Supplement Committee.

Prior to working at Notre Dame, Oliver was a sports nutrition intern at USC. She also served as a lifestyle educator at Kaiser Permanente for nearly four years, educating and counseling those with physical limitations and various medical conditions on exercise and healthy living practices. Oliver served as a sports nutrition summer intern at Baylor University.

Oliver graduated from California Baptist University in 2011 with a bachelor's degree in kinesiology and exercise science. She earned a master's degree in nutritional science from California State University-Los Angeles in 2015. Oliver completed her dietetic internship in 2014-15, and completed her rotations at Huntington Memorial Hospital, the Los Angeles County Sheriff's department men's and women's jails and at USC.

Oliver was a four-year member of the California Baptist women's volleyball team, playing libero and serving as captain her senior year.

DAVE PELOQUIN

Director of Player Personnel



Dave Peloquin is in his 15th year with the Notre Dame football program in 2018 and sixth as director of player personnel. Peloquin's responsibilities include serving as a liaison between the program and various University departments, including admissions, academic services

for student-athletes and campus housing.

Peloquin also works with the program's recruiting efforts and handles special projects assigned by head coach Brian Kelly. He played a critical role in helping the Irish secure five top-10 recruiting classes in a seven-year period.

Prior to being promoted to director of football development, Peloquin served as coordinator of player personnel development for two seasons. In 2004, Peloquin served in a similar capacity as a recruiting assistant, a role in which he worked with the coaching staff assisting in all recruiting aspects.

A 2003 Notre Dame graduate with a bachelor's degree in business marketing from the Mendoza College of Business, Peloquin served as a student manager from 2000 to 2002 and was named head senior manager for the 2002 season.

Peloquin is a native of Blue Island, Illinois, and is married to the former Jamie Meisenholder. The couple has two daughters, Mackenzie and Kylie, and one son, DJ.

TYLER PLANTZ

Special Teams Analyst



Former Notre Dame monogram winner Tyler Plantz is in his fourth year in 2018 with the Irish football program and second as a special teams analyst.

Over his two years with the program's operations office, Plantz planned and organized summer youth camps and high school camps, and prepared team travel functions for training camp, home and away games. He also worked with director of player development Ron Powlus on various areas such as community service, team building projects, and coordinating meal and housing checks.

Plantz graduated from Notre Dame in 2014 with a bachelor's degree in business administration.

RON POWLUS

Director of Player Development



Former Notre Dame quarterback and assistant coach Ron Powlus is in his fourth year in 2018 as the director of player development.

Powlus is responsible for helping develop the Irish football players in three of the five core areas head coach Brian Kelly uses to develop complete student-athletes: intellectual development, social development and spiritual development (the coaching staff is charged with skill development and the strength and conditioning staff is responsible for physical development).

Powlus acts as a liaison between the football players and the coaching staff serving to aid in their development and all matters related to life off-the-field. He has created the 4for40: Excellence Beyond Player Development Program designed to further develop players in the areas of community, leadership, investment, NFL, integration, career and service. He coordinates community service projects via the football team's "Irish Around the Bend" initiative.

Powlus also works closely with academic services for student-athletes to coordinate and assist academic support efforts with resources, study sessions, and scheduling.

Prior to his return to Notre Dame, Powlus spent the better part of three seasons as the quarterbacks coach at Kansas University (2012-14). He was the passing game coordinator/quarterbacks coach at the University of Akron for two years (2010-11).

Powlus previously spent five years at Notre Dame in two different roles: quarterbacks coach (2007-10) and director of personnel development (2005-06). In his initial role with the program, Powlus played an integral role in helping the 2006 and 2007 recruiting classes rank in the top 10 nationally as he helped direct the administrative aspects of Irish recruiting.

As an assistant coach, Powlus helped develop Jimmy Clausen into one of the most prolific passers in school history. Clausen still ranks first or second in 32 different passing categories, including tops in single-game completions, career completions per game, single-season completion percentage, career completion percentage, single-season pass efficiency, single-game passing yards per attempt, single-season 300-yard passing games, consecutive passes without an interception and lowest career interception percentage.

A four-year starter at quarterback for the Irish from 1994-97, Powlus was a two-time captain who set 20 school records at Notre Dame. He started all 44 regular-season games (plus two bowl games) in which he played and completed 558 of 969 passes for 7,602 yards and 52 TDs.

He signed as a free agent in 1998 with the Tennessee Oilers and then was on the Detroit Lions' preseason roster in 1999 and the Philadelphia Eagles' roster in 2000.

A native of Berwick, Pennsylvania, Powlus earned his bachelor's degree in marketing from Notre Dame in 1997. He and his wife, Sara, are parents of two sons, Ronnie and Tommy.

DR. BRIAN RATIGAN, M.D.

Orthopaedic Surgeon



Dr. Brian Ratigan, M.D., is in his 11th year in 2018 as head of orthopaedic sports medicine for Irish football and baseball.

Ratigan, a four-year monogram winner and linebacker at Notre Dame (1989-92), continued his professional football career with the Indianapolis Colts (1993-95).

Ratigan earned his M.D. from Jefferson Medical College in Philadelphia in 2002. In 2007, he completed his residency in orthopaedic surgery at Thomas Jefferson University Hospital in Philadelphia, affiliated with The Rothman Institute. Ratigan performed his fellowship in sports medicine at Kerlan-Jobe Orthopaedic Clinic in Los Angeles. He is a 1993 Notre Dame graduate.

Ratigan, board certified in orthopaedic surgery, is an active member of national and local medical societies, including the American Academy of Orthopaedic Surgeons, American Orthopaedic Society of Sports Medicine, Arthroscopy Association of North America, Indiana State Medical Association, Indiana Orthopaedic Society and the Notre Dame Orthopaedic Society. Ratigan is in private practice with South Bend Orthopaedics and specializes in arthroscopic and reconstructive surgery of the shoulder, elbow, knee and ankle.

Ratigan has previous professional and collegiate athletic physician experience with the Los Angeles Lakers, Los Angeles Dodgers, Los Angeles Angels, Los Angeles Kings, Anaheim Ducks, Los Angeles Galaxy, Los Angeles Sparks, Philadelphia Phillies and Philadelphia Eagles, as well as the University of Southern California and Fullerton College football programs.

Ratigan and his wife, the former Maura Fenningham ('93, '96), have five children: Sean, Conor, Kelly, Austin and Reese. Maura is an adjunct professor in the Notre Dame Law School.

BILL REES

Director of Scouting



Bill Rees is in his second year in 2018 as the director of scouting at Notre Dame. He joins the Irish program following a two-year stint in a similar role at Wake Forest (2015-16).

Prior to Wake Forest, Rees spent three seasons as a college scout with the Tampa Bay Buccaneers in the NFL. He was an offseason outside consultant with the Buccaneers for the NFL Draft in 2009 and 2010 while also serving as the coordinator of player personnel and assistant director of football operations at Northwestern.

Before his most recent stint at Northwestern, Rees was a veteran of 16 years in the NFL, where he served as a scout for the Kansas City Chiefs (1994-97), the Director of College Scouting for the Chicago Bears (1997-2001), the Director of College Scouting (2001-03) and the Director of Player Personnel (2003-04) for the San Francisco 49ers, the Director of Player Personnel/College Scouting for the Cleveland Browns (2004-08) and a Pro and College Scout for the Chiefs (2008-09).

Rees began his collegiate coaching career as a graduate assistant at Northwestern in 1976-77 before serving one year as an assistant coach for the Wildcats in 1978. He earned a master's degree in education administration from Northwestern in 1977. Rees then went on to serve as an assistant coach and recruiting coordinator for 15 years at UCLA from 1979-94.

Rees is a 1976 graduate of Ohio Wesleyan University with a bachelor's degree in history. He and his wife, Susan, have three children: Danny, a graduate of UCLA where he was a two-year letterman as a punter/holder; Meghan, a graduate of Miami (Ohio); and Tom, a four-year monogram winner at Notre Dame and current Irish quarterbacks coach.

BETH REX

Director of Football Administration



Beth Rex is in her ninth year in 2018 as director of football administration at Notre Dame after serving as the football program associate from 2008-09 at the University of Cincinnati.

Rex served as the assistant to current Irish head football coach Brian Kelly at Cincinnati and that continues to be part of her duties at Notre Dame, where she serves as the primary contact person in all matters for Kelly. Rex coordinates Kelly's schedule, is responsible for all football staff and office operations and assists in event planning.

Rex has been a driving force behind the very successful Football 101 initiative that benefits Kelly Cares Foundation and introduces women over the age of 21 to the game of football. She also has organized the Notre Dame Football Awards Show (ECHOES) that replaced the year-end celebratory banquet each of the last five seasons.

Rex has worked in athletics for 20 years, primarily as an athletics trainer. She served as an athletics trainer at Cincinnati from 2001-08 and worked with the football, baseball, women's basketball, men's soccer, tennis, men's and women's golf, cheerleading and dance teams. Among her various duties, Rex managed the administrative responsibilities of the athletics training room, oversaw the budget, handled all purchases and inventory and processed all medical claims for Cincinnati's student-athletes.

Rex also served as an adjunct professor at Cincinnati from 2006-08 and taught medical terminology, sports administration and athletics training. Prior to Cincinnati, Rex was an assistant athletics trainer at the University of Memphis for two years (1999-2001) and one year at the College of Wooster (1998-99). She worked with the baseball, women's basketball and men's soccer teams at Memphis and at Wooster she managed the athletic training duties for 21 varsity sports. While living in Memphis, she assisted the Memphis Maniax of the Xtreme Football League in the spring of 2001.

Rex worked at the National Athletic Trainers Association from 1997-98, where she was a continuing education assistant.

Rex graduated in 1996 from Cincinnati with a bachelor's degree in education. She began her career as a graduate assistant at Eastern Kentucky where she earned her master's degree in physical education with an emphasis in sports administration.

A native of Tiffin, Ohio, Rex is married to Byron Rex.

RYAN SEHRER

Assistant Video Coordinator



Ryan Seherer is in his second year as the assistant video coordinator for the Notre Dame football team in 2018, serving as the primary assistant to video coordinator Tim Collins. In this role, Seherer assists with all video and filming needs for the football team in addition to traveling to all football games.

Seherer helps compile all video packages utilized by Notre Dame's football coaches in their scouting and game preparation and also works on special assignments within the program, such as highlight videos.

Seherer spent the 2016 season as a video intern with the National Football League's Cleveland Browns. He shot coaching video from end zone and sideline views at practices and other team-related activities. Seherer logged and archived both NFL and college game film, and data via XOS Thunder HD. He produced weekly in-house team highlight videos to be viewed for team meetings. Seherer assisted video staff with creating cut-ups and managing video at the college and professional level for coaches, scouts and players through DVSport Gameday.

Seherer, who also interned with the Michigan State football program in 2015, graduated from James Madison University in 2014 with a bachelor's degree in media arts and design.

STEVE SMITH

Assistant Athletic Trainer



Steve Smith is in his eighth year with the Notre Dame sports medicine department in 2018 and fourth primarily with the Irish football team. Smith helps with treatment and rehabilitation of student-athlete injuries plus covers practices and games.

Smith joined the Notre Dame sports medicine department as an assistant athletic trainer in August 2011, overseeing the Irish men's soccer team and women's tennis team. He has also worked with the Irish women's lacrosse team.

Smith was previously an assistant athletic trainer at Eastern Michigan University. He was responsible for men's basketball, as well as women's volleyball and women's crew.

A native of Negaunee, Michigan, Smith graduated in 2007 from Northern Michigan with a bachelor's degree in athletic training and worked with the football and hockey programs. He spent multiple summers covering summer camps at Notre Dame as an undergraduate student.


Smith earned a master's degree in 2009 in health care administration from Grand Valley State University. He was a graduate assistant and worked with both the football and baseball programs.

Smith is a member of the National Athletic Trainers Association as well as Indiana Athletic Trainers Association.

Smith has a son, Wyatt.

ROBERT STINER

Assistant Director Football Strength & Conditioning



Robert Stiner is in his first year in 2018 as assistant director of football strength and conditioning at Notre Dame. He is a certified strength and conditioning coach through the Collegiate Strength & Conditioning Coaches Association.

Stiner joined the Notre Dame staff after a one-year stint at the University of Cincinnati (2017), where he served as an assistant director of football sports performance. He assisted in the design and implementation of training protocol, taught proper lifting technique, tested and analyzed data. Stiner also served as the nutrition liaison for the student-athletes. He worked with various forms of technology including Zephyr, GPS, Omegawave, EliteForm and NovoTHOR bed.

Prior to his tenure with the Bearcats, Stiner worked at Florida International University (2016).

Stiner was the director of strength and conditioning at the University of Central Arkansas for three years (2014-16). He directed the strength and conditioning program for every Bears program and focused his work football, baseball, men's and women's basketball, men's soccer and track and field squads. Stiner also established and implemented nutrition protocols for student-athletes and designed training programs for the Conway SWAT Team and University of Central Arkansas Police Department and Central Arkansas Police Academy.

Stiner came to Central Arkansas from Mississippi State where he was an assistant strength and conditioning coach for three years (2012-14). He had previous stops as an intern at LSU (2011-12), strength and conditioning graduate assistant at Valdosta State (2009-11), along with internships at Baylor (2010) and the U.S. Olympic Training Center (2009).

While in Colorado Springs, Stiner worked with multiple Olympic Sports including judo, men's and women's freestyle wrestling, men's greco-roman wrestling, modern pentathlon, figure skating, bobsled, skeleton, speed skating and various disciplines of the shooting sports.

Stiner started his strength and conditioning career as a volunteer assistant at Belhaven (2008).

He was a four-year starter at defensive end and team captain at Belhaven College in Jackson, Mississippi. Stiner earned Mid-South All-Conference honors in both 2006 and 2007. He also captured the 2007 Belhaven Strength and Conditioning Athlete of the Year Award.

Stiner received his bachelor's degree in sports administration from Belhaven in 2008 and earned his master's of education in health and physical education from Valdosta State University in 2011.

Stiner and his wife, Briana, live in South Bend.



	GAME 1 Sept. 2, 2017 Notre Dame Stadium Attend: 77,622 TV: NBC	
TEMPLE	16	
NOTRE DAME	49	

NOTRE DAME, Ind. — Notre Dame got just about everything it could have hoped for in an opening game coming off a disappointing 4-8 season: solid play on defense, three 100-yard rushers and first-time starter Brandon Wimbush throwing for a pair of touchdowns in a 49-16 win over Temple.

SCORE BY QUARTERS

	1	2	3	4	Final
Temple	3	7	0	6	16
Notre Dame	21	7	7	14	49

SCORING SUMMARY

1st 14:27 ND	Adams 37 yd run (Yoon kick). 2-70 0:33; ND 7, TEM 0
1st 05:50 ND	Wimbush 8 yd run (Yoon kick). 7-59 2:44; ND 14, TEM 0
1st 02:23 TEM	Jones 36 yd field goal. 9-57 3:27; ND 14, TEM 3
1st 01:13 ND	Weishar 12 yd pass from Wimbush (Yoon kick). 3-72 1:10; ND 21, TEM 3
2nd 11:09 ND	St. Brown 5 yd pass from Wimbush (Yoon kick). 8-76 3:40; ND 28, TEM 3
2nd 06:09 TEM	Kirkwood 12 yd pass from Marchi (Jones kick). 11-75 5:00; ND 28, TEM 10
3rd 01:22 ND	Jones Jr. 7 yd run (Yoon kick). 8-80 3:03; ND 35, TEM 10
4th 12:05 TEM	Yancy 11 yd pass from Marchi (Marchi pass failed). 11-70 4:17; ND 35, TEM 16
4th 05:44 ND	Adams 1 yd run (Yoon kick). 6-34 2:27; ND 42, TEM 16
4th 02:29 ND	Williams 1 yd run (Yoon kick). 3-69 0:53; ND 49, TEM 16

TEAM STATISTICS

	TEM	ND
FIRST DOWNS	18	26
RUSHES-YARDS (NET)	37-85	44-422
PASSING YARDS (NET)	245	184
Passes Att.-Comp.-Int	35-19-0	30-17-1
TOTAL OFFENSE PLAYS-YARDS	72-330	74-606
Fumble Returns-Yards	0-0	1-15
Punt Returns-Yards	2-2	1-0
Kickoff Returns-Yards	6-142	2-48
Interception Returns-Yards	1-43	0-0
Punts (Number-Avg)	6-37.7	2-52.0
Fumbles-Lost	1-1	0-0
Penalties-Yards	6-42	4-20
Possession Time	33:49	26:11
Third-Down Conversions	5 of 17	6 of 13
Fourth-Down Conversions	0 of 2	1 of 2
Red-Zone Scores-Chances	3-4	6-6
Sacks By: Number-Yards	2-7	3-20

Rushing: Temple-Ryquell Armstead 19-67; Jager Gardner 6-19; David Hood 6-14; Nick Sharga 2-6; Logan Marchi 4-minus 21. Notre Dame-Josh Adams 19-161; Dexter Williams 6-124; Brandon Wimbush 12-106; Tony Jones Jr. 6-19; Cam Smith 1-12.

Passing: Temple-Logan Marchi 19-35-0-245. Notre Dame-Brandon Wimbush 17-30-1-184.

Receiving: Temple-Isaiah Wright 4-79; Keith Kirkwood 4-60; Adonis Jennings 2-30; Marshall Ellick 2-25; Brodrick Yancy 2-22; David Hood 2-7; Kenny Yeboah 1-10; Ryquell Armstead 1-8; Nick Sharga 1-4. Notre Dame-Equanimeous St. Brown 4-80; Nic Weishar 3-20; Cam Smith 3-10; Durham Smythe 2-34; Alizé Mack 2-17; Chase Claypool 1-16; Freddy Canteen 1-7; Tony Jones Jr. 1-0.

Interceptions: Temple-Mike Jones 1-43. Notre Dame-None.

Fumbles: Temple-Ryquell Armstead 1-1. Notre Dame-None.

	GAME 2 Sept. 9, 2017 Notre Dame Stadium Attend: 77,622 TV: NBC	
(15/15) GEORGIA	20	
(24/25) NOTRE DAME	19	

NOTRE DAME, Ind. — Lorenzo Carter and Davin Bellamy led a swarming Georgia defense and the No. 15 Bulldogs got enough plays from an offense starting a freshman quarterback to beat No. 24 Notre Dame 20-19.

SCORE BY QUARTERS

	1	2	3	4	Final
Georgia	3	7	7	3	20
Notre Dame	3	10	3	3	19

SCORING SUMMARY

1st 12:48 ND	Yoon 39 yd field goal. 7-53 2:12; ND 3, UGA 0
1st 06:36 UGA	Blankenship 27 yd field goal. 6-71 2:33; ND 3, UGA 3
2nd 12:24 ND	Wimbush 1 yd run (Yoon kick). 4-32 0:53; ND 10, UGA 3
2nd 06:45 UGA	Godwin 5 yd pass from Fromm (Blankenship kick). 12-62 5:39; ND 10, UGA 10
2nd 04:14 ND	Yoon 42 yd field goal. 6-40 2:31; UND 13, UGA 10
3rd 06:22 ND	Yoon 37 yd field goal. 9-33 2:16; ND 16, UGA 10
3rd 04:34 UGA	Michel 6 yd run (Blankenship kick). 7-75 1:48; ND 16, UGA 17
4th 10:21 ND	Yoon 28 yd field goal. 13-73 4:43; ND 19, UGA 17
4th 03:34 UGA	Blankenship 30 yd field goal. 9-63 3:13; ND 19, UGA 20

TEAM STATISTICS

	UGA	ND
FIRST DOWNS	16	18
RUSHES-YARDS (NET)	43-185	37-55
PASSING YARDS (NET)	141	210
Passes Att.-Comp.-Int	29-16-1	40-20-0
TOTAL OFFENSE PLAYS-YARDS	72-326	77-265
Fumble Returns-Yards	0-0	0-0
Punt Returns-Yards	3-21	3-(-3)
Kickoff Returns-Yards	4-111	4-84
Interception Returns-Yards	0-0	1-0
Punts (Number-Avg)	8-44.0	9-47.1
Fumbles-Lost	1-1	3-2
Penalties-Yards	12-127	8-63
Possession Time	32:42	27:18
Third-Down Conversions	4 of 17	3 of 17
Fourth-Down Conversions	0 of 0	0 of 1
Red-Zone Scores-Chances	4-4	3-3
Sacks By: Number-Yards	3-24	2-8



Rushing: Georgia-Sony Michel 13-73; Nick Chubb 13-63; D'Andre Swift 2-42; Christian Payne 3-12; Mecole Hardman 2-7; Brian Herrien 2-1; Team 3-minus 6; Jake Fromm 5-minus 7. Notre Dame-Josh Adams 19-53; Ian Book 1-2; Brandon Wimbush 16-1; Tony Jones Jr. 1-minus 1.

Passing: Georgia-Jake Fromm 16-29-1-141. Notre Dame-Brandon Wimbush 20-40-0-210.

Receiving: Georgia-Mecole Hardman 4-27; Terry Godwin 2-36; Javon Wims 2-35; Riley Ridley 2-18; Nick Chubb 1-11; Isaac Nauta 1-9; Tyler Simmons 1-7; Charlie Woerner 1-4; Sony Michel 1-minus 2; D'Andre Swift 1-minus 4. Notre Dame-Josh Adams 6-60; Cam Smith 4-44; Chris Finke 3-36; Alizé Mack 2-41; Equanimeous St. Brown 2-16; Tony Jones Jr. 2-9; Michael Young 1-4.

Interceptions: Georgia-None. Notre Dame-Drue Tranquill 1-0.

Fumbles: Georgia-Jake Fromm 1-1. Notre Dame-Brandon Wimbush 3-2.

	GAME 3 Sept. 16, 2017 Alumni Stadium Attend: 44,500 TV: ESPN	
NOTRE DAME	49	
BOSTON COLLEGE	20	

CHESTNUT HILL, Mass. — Brandon Wimbush ran for four TDs and 207 yards, a record for a Notre Dame quarterback, and Josh Adams rushed for 229 yards in three quarters, the first time in the history of the illustrious program that two players have run for more than 200 yards in a game, as the Irish routed Boston College, 49-20.

SCORE BY QUARTERS

	1	2	3	4	Final
Notre Dame	7	7	14	21	49
Boston College	3	7	3	7	20

SCORING SUMMARY

1st 07:52 BC	Lichtenberg 38 yd field goal. 10-32 4:16; ND 0, BC 3
1st 06:28 ND	Wimbush 2 yd run (Yoon kick). 4-75 1:24; ND 7, BC 3
2nd 11:59 BC	Callinan 22 yd pass from Brown (Lichtenberg kick). 9-85 3:01; ND 7, BC 10
2nd 01:57 ND	Wimbush 1 yd run (Yoon kick). 7-92 1:55; ND 14, BC 10
3rd 11:25 BC	Lichtenberg 41 yd field goal. 5-9 2:19; ND 14, BC 13
3rd 05:04 ND	Jones Jr. 1 yd run (Yoon kick). 9-70 2:36; ND 21, BC 13
3rd 02:38 ND	Wimbush 3 yd run (Yoon kick). 4-75 1:34; ND 28, BC 13
4th 13:41 ND	Wimbush 65 yd run (Yoon kick). 5-83 1:59; ND 35, BC 13
4th 09:02 BC	Callinan 14 yd pass from Brown (Lichtenberg kick). 14-75 4:39; ND 35, BC 20
4th 06:23 ND	Williams 3 yd run (Yoon kick). 2-35 0:28; ND 42, BC 20
4th 04:57 ND	Williams 15 yd run (Yoon kick). 5-33 1:16; ND 49, BC 20

TEAM STATISTICS

	ND	BC
FIRST DOWNS	19	22
RUSHES-YARDS (NET)	51-515	44-185
PASSING YARDS (NET)	96	215
Passes Att.-Comp.-Int	27-11-1	41-24-2
TOTAL OFFENSE PLAYS-YARDS	78-611	85-400
Fumble Returns-Yards	0-0	0-0
Punt Returns-Yards	4-5	2-19
Kickoff Returns-Yards	0-0	4-80
Interception Returns-Yards	2-0	1-18
Punts (Number-Avg)	7-46.1	8-38.4
Fumbles-Lost	1-1	2-1
Penalties-Yards	5-45	6-35
Possession Time	29:35	30:25
Third-Down Conversions	9 of 18	4 of 17
Fourth-Down Conversions	0 of 1	1 of 2
Red-Zone Scores-Chances	6-6	3-3
Sacks By: Number-Yards	1-6	0-0

Rushing: Notre Dame-Josh Adams 18-229; Brandon Wimbush 21-207; Dexter Williams 6-50; Deon McIntosh 4-24; Tony Jones Jr. 2-5. Boston College-Jon Hilliman 2-122; AJ Dillon 16-58; Darius Wade 1-8; Davon Jones 1-4; Thad Smith 2-minus 3; Anthony Brown 2-minus 4.

Passing: Notre Dame-Brandon Wimbush 11-24-1-96; Ian Book 0-3-0-0. Boston College-Anthony Brown 24-40-2-215; Darius Wade 0-1-0-0.

Receiving: Notre Dame-Alizé Mack, 5-43; Josh Adams 2-9; Chase Claypool 2-8; Durham Smythe 1-33; Equanimeous St. Brown 1-3. Boston College-Charlie Callinan 7-82; Kobay White 4-47; Jon Hilliman 3-6; Chris Garrison 2-23; Tom Sweeney 2-16; Travis Levy 2-13; Michael Walker 2-13; Jeff Smith 1-10; Jake Burt 1-5.

Interceptions: Notre Dame-Shaun Crawford 2-0. Boston College-Lukas Denis 1-18.

Fumbles: Notre Dame-Brandon Wimbush 1-1. Boston College-Jon Hilliman 1-1; AJ Dillon 1-0.

	GAME 4 Sept. 23, 2017 Spartan Stadium Attend: 74,023 TV: FOX	
NOTRE DAME	38	
MICHIGAN STATE	18	

EAST LANSING, Mich. — Brandon Wimbush threw for a TD and ran for another, Dexter Williams registered a TD catch and TD run and Julian Love returned an interception 59 yards for a TD to lead Notre Dame past Michigan State, 38-18.

SCORE BY QUARTERS

	1	2	3	4	Final
Notre Dame	14	14	7	3	38
Michigan State	7	0	3	8	18

SCORING SUMMARY

1st 13:05 ND	Wimbush 16 yd run (Yoon kick). 7-78 1:55; ND 7, MSU 0
1st 10:33 ND	Love 59 yd interception return (Yoon kick). ND 14, MSU 0
1st 06:33 MSU	Stewart 4 yd pass from Lewerke (Coghlin kick). 7-75 4:00; ND 14, MSU 7
2nd 09:32 ND	Williams 8 yd pass from Wimbush (Yoon kick). 6-24 1:20 2:23; ND 21, MSU 7
2nd 04:47 ND	Williams 14 yd run (Yoon kick). 5-80 1:34; ND 28, MSU 7
3rd 11:13 MSU	Coghlin 40 yd field goal. 9-53 3:38; ND 28, MSU 10
3rd 07:46 ND	McIntosh 9 yd run (Yoon kick). 8-62 3:19; ND 35, MSU 10
4th 04:51 ND	Yoon 46 yd field goal. 10-66 5:01; ND 38, MSU 10
4th 03:09 MSU	Holmes 25 yd pass from Lewerke (White pass from Lewerke). 7-71 1:35; ND 38, MSU 18

TEAM STATISTICS

	ND	MSU
FIRST DOWNS	21	26
RUSHES-YARDS (NET)	40-182	32-151
PASSING YARDS (NET)	173	345
Passes Att.-Comp.-Int	20-14-0	53-32-1
TOTAL OFFENSE PLAYS-YARDS	60-355	85-496
Fumble Returns-Yards	0-0	0-0
Punt Returns-Yards	1-0	0-0
Kickoff Returns-Yards	3-83	4-106
Interception Returns-Yards	1-59	0-0
Punts (Number-Avg)	4-38.2	3-49.0
Fumbles-Lost	0-0	2-2
Penalties-Yards	6-65	9-97
Possession Time	25:57	34:03
Third-Down Conversions	8 of 14	11 of 19
Fourth-Down Conversions	0 of 0	1 of 2
Red-Zone Scores-Chances	4-4	2-5
Sacks By: Number-Yards	2-12	1-5

Rushing: Notre Dame-Josh Adams 9-56; Brandon Wimbush 8-52; Dexter Williams 8-40; Deon McIntosh 12-35; Ian Book 1-1, C.J. Sanders 1-0, Chase Claypool 1-minus 2. Michigan State-LJ Scott 11-61; Brian Lewerke 9-56; Gerald Holmes 6-22; Madre London 4-10; Darrell Stewart 2-2.

Passing: Notre Dame-Brandon Wimbush 14-20-0-173. Michigan State-Brian Lewerke 31-51-1-340; Trishon Jackson 1-1-0-5; Team 0-1-0-0.

Receiving: Notre Dame-Equanimeous St. Brown 4-61; Chase Claypool 4-56; Alizé Mack 2-15; Durham Smythe 1-21; Miles Boykin 1-12; Dexter Williams 1-8; C.J. Sanders 1-0. Michigan State-Darrell Stewart 6-41; Trishon Jackson 5-69; Hunter Rison 4-73; Felton Davis 4-38; Matt Sokol 2-35; Gerald Holmes 2-30; Cody White 2-21; Cam Chambers 2-15; Madre London 2-7; Matt Dotson 1-7; Brian Lewerke 1-5; LJ Scott 1-4.

Interceptions: Notre Dame-Julian Love 1-59. Michigan State-None.

Fumbles: Notre Dame-None. Michigan State-Brian Lewerke 1-1; LJ Scott 1-1.



GAME 5
Sept. 30, 2017 | Notre Dame Stadium
Attend: 77,622 | TV: NBC



MIAMI, OHIO	17
(22/RV) NOTRE DAME	52

NOTRE DAME, Ind. — The Notre Dame offense struck early and often, tallying 45 points in the first half, which marked the most in the opening half during the Brian Kelly era, en route to a 52-17 rout over Miami University.

SCORE BY QUARTERS

	1	2	3	4	Final
Miami, Ohio	7	7	3	0	17
Notre Dame	28	17	0	7	52

SCORING SUMMARY

1st 14:35 ND	Adams 73 yd run (Yoon kick). 2-73 0:25; ND 7, MU 0
1st 11:36 ND	Wimbush 1 yd run (Yoon kick). 7-36 1:43; ND 14, MU 0
1st 07:59 MU	Gardner 34 yd pass from Ragland (Sloman kick). 8-73 3:37; ND 14, MU 7
1st 06:06 ND	Adams 59 yd run (Yoon kick). 4-71 1:53; ND 21, MU 7
1st 00:38 ND	Claypool 7 yd pass from Wimbush (Yoon kick). 5-30 1:35; ND 28, MU 7
2nd 12:50 ND	St. Brown 14 yd pass from Wimbush (Yoon kick). 5-57 1:20; ND 35, MU 7
2nd 10:09 MU	Gardner 14 yd pass from Ragland (Sloman kick). 5-57 2:41; ND 35, MU 14
2nd 06:09 ND	Yoon 43 yd field goal. 8-44 4:00; ND 38, MU 14
2nd 00:37 ND	Boykin 54 yd pass from Wimbush (Yoon kick). 5-81 1:42; ND 45, MU 14
3rd 06:40 MU	Sloman 38 yd field goal. 9-49 3:36; ND 45, MU 17
4th 08:10 ND	McIntosh 26 yd run (Yoon kick). 7-87 2:20; ND 52, MU 17

TEAM STATISTICS

	MU	ND
FIRST DOWNS	19	21
RUSHES-YARDS (NET)	33-115	39-333
PASSING YARDS (NET)	262	170
Passes Att.-Comp.-Int	37-19-1	23-10-0
TOTAL OFFENSE PLAYS-YARDS	70-377	62-503
Fumble Returns-Yards	0-0	0-0
Punt Returns-Yards	0-0	0-0
Kickoff Returns-Yards	7-163	2-26
Interception Returns-Yards	0-0	1-42
Punts (Number-Avg)	5-35.8	4-33.0
Fumbles-Lost	1-1	0-0
Penalties-Yards	9-90	5-60
Possession Time	35:33	24:27
Third-Down Conversions	6 of 15	5 of 13
Fourth-Down Conversions	0 of 2	2 of 2
Red-Zone Scores-Chances	2-2	3-3
Sacks By: Number-Yards	2-10	3-16

Rushing: Miami, Ohio-Alonzo Smith 10-66; Jaylon Bester 5-26; Kenny Young 5-25; Grant Niemiec 5-9; Isaiah Hill 1-3; Team 1-minus 2; Gus Ragland 6-minus 12. Notre Dame-Josh Adams 8-159; Tony Jones Jr. 4-48; Deon McIntosh 12-47; Ian Book 3-37; Brandon Wimbush 11-36; Michael Young 1-6.

Passing: Miami, Ohio-Gus Ragland 19-37-1-262. Notre Dame-Brandon Wimbush 7-18-0-119; Ian Book 3-5-0-51.

Receiving: Miami, Ohio-James Gardner 5-115; Ryan Smith 3-55; Jared Murphy 3-27; Sam Martin 3-23; Alonzo Smith 3-14; Nate Becker 1-14; Kenny Young 1-14. Notre Dame-Equanimeous St. Brown 3-42; Chase Claypool 2-28; Miles Boykin 1-54; Chris Finke 1-48; Michael Young 1-6; Kevin Stepherson 1-minus 3; Deon McIntosh 1-minus 5.

Interceptions: Miami, Ohio-None. Notre Dame-Greer Martini 1-42.

Fumbles: Miami, Ohio-Gus Ragland 1-1. Notre Dame-None.



GAME 6
Oct. 7, 2017 | Kenan Stadium
Attend: 57,000 | TV: ABC



(21/22) NOTRE DAME	33
NORTH CAROLINA	10

CHAPEL HILL, N.C. — Notre Dame didn't have its starting quarterback, and its best runner was limited by dehydration. The Fighting Irish also had to operate in rainy conditions on the road. And they did just fine. Josh Adams ran for 118 yards, including a 73-yard TD, and No. 21 Notre Dame stuck with its strong ground game to beat North Carolina 33-10.

SCORE BY QUARTERS

	1	2	3	4	Final
Notre Dame	0	16	10	7	33
North Carolina	0	7	0	3	10

SCORING SUMMARY

2nd 14:54 ND	Smith 6 yd pass from Book (Yoon kick). 15-80 4:57; ND 7, NC 0
2nd 12:38 ND	Adams 73 yd run (Yoon kick). 2-73 0:17; ND 14, NC 0
2nd 01:50 NC	Ratliff 25 yd pass from Surratt (Freeman kick). 6-47 1:49; ND 14, NC 7
2nd 00:28 ND	Hayes, J. safety. ND 16, NC 7
3rd 11:15 ND	Yoon 29 yd field goal. 7-5 2:47; ND 19, NC 7
3rd 06:41 ND	McIntosh 35 yd run (Yoon kick). 2-46 0:28; ND 26, NC 7
4th 14:11 NC	Freeman 34 yd field goal. 16-56 4:31; ND 26, NC 10
4th 09:05 ND	McIntosh 24 yd run (Yoon kick). 11-75 5:06; ND 33, NC 10

TEAM STATISTICS

	ND	NC
FIRST DOWNS	27	13
RUSHES-YARDS (NET)	57-341	28-86
PASSING YARDS (NET)	146	179
Passes Att.-Comp.-Int	31-17-2	42-19-1
TOTAL OFFENSE PLAYS-YARDS	88-487	70-265
Fumble Returns-Yards	1-16	0-0
Punt Returns-Yards	4-44	4-45
Kickoff Returns-Yards	3-63	2-36
Interception Returns-Yards	1-5	2-2
Punts (Number-Avg)	6-50.0	9-48.4
Fumbles-Lost	2-0	3-2
Penalties-Yards	10-80	10-104
Possession Time	36:32	23:28
Third-Down Conversions	5 of 16	6 of 18
Fourth-Down Conversions	3 of 4	0 of 1
Red-Zone Scores-Chances	2-4	1-2
Sacks By: Number-Yards	2-19	1-2

Rushing: Notre Dame-Deon McIntosh 12-124; Josh Adams 13-118; Ian Book 12-45; C.J. Holmes 8-32; Tony Jones Jr. 9-31; Team 2-minus 2; Cam Smith 1-minus 7. North Carolina-Chazz Surratt 12-32; Jordan Brown 11-28; Michael Carter 4-25; Anthony Ratliff 1-1.

Passing: Notre Dame-Ian Book 17-31-2-146. North Carolina-Chazz Surratt 19-42-1-179.

Receiving: Notre Dame-Alizé Mack 6-38; Chase Claypool 3-36; Durham Smythe 2-22; Miles Boykin 2-18; Josh Adams 1-15; Equanimeous St. Brown 1-9; Cam Smith 1-6; Deon McIntosh 1-2. North Carolina-Anthony Ratliff 5-55; Jordan Cunningham 4-47; Roscoe Johnson 3-40; Josh Cabrera 3-10; Beau Corrales 1-12; Juval Mollette 1-7; Michael Carter 1-5; Jake Bargas 1-3.

Interceptions: Notre Dame-Julian Okwara 1-5. North Carolina-Myles Dorn 2-2.

Fumbles: Notre Dame-Cam Smith 1-0; Sam Mustipher 1-0. North Carolina-Chazz Surratt 2-1; Beau Corrales 1-1.

	GAME 7 Oct. 21, 2017 Notre Dame Stadium Attend: 77,622 TV: NBC	
---------------------------------------------------------------------------------	---------------------------------------------------------------------------------	----------------------------------------------------------------------------------

(11/10) USC	14
(13/16) NOTRE DAME	49

NOTRE DAME, Ind. — The No. 13 Notre Dame football squad put on a show in front of a sell-out crowd under the lights of Notre Dame Stadium—toppling No. 11 USC 49-14. It was only fitting with the 1977 national championship squad in attendance that Notre Dame's 49 points against the Trojans were the most since the 49-19 victory 40 years ago.

SCORE BY QUARTERS

	1	2	3	4	Final
USC	0	0	14	0	14
Notre Dame	14	14	14	7	49

SCORING SUMMARY

1st 12:45 ND	St. Brown 26 yd pass from Wimbush (Yoon kick). 3-51 1:04; ND 7, USC 0
1st 06:59 ND	Stepherson 23 yd pass from Wimbush (Yoon kick). 10-79 3:19; ND 14, USC 0
2nd 07:43 ND	Adams 3 yd run (Yoon kick). 3-9 0:36; ND 21, USC 0
2nd 03:54 ND	Wimbush 4 yd run (Yoon kick). 7-59 3:08; ND 28, USC 0
3rd 10:00 USC	Mitchell 5 yd pass from Darnold (McGrath kick). 12-77 5:00; ND 28, USC 7
3rd 06:06 ND	Wimbush 7 yd run (Yoon kick). 8-65 3:54; ND 35, USC 7
3rd 03:26 USC	Burnett 16 yd pass from Darnold (McGrath kick). 6-73 2:40; ND 35, USC 14
3rd 03:07 ND	Adams 84 yd run (Yoon kick). 1-84 0:19; ND 42, USC 14
4th 13:17 ND	Adams 14 yd run (Yoon kick). 5-52 1:37; ND 49, USC 14

TEAM STATISTICS

	USC	ND
FIRST DOWNS	18	23
RUSHES-YARDS (NET)	31-76	47-377
PASSING YARDS (NET)	260	120
Passes Att-Comp-Int	36-25-1	22-9-0
TOTAL OFFENSE PLAYS-YARDS	67-336	69-497
Fumble Returns-Yards	0-0	0-0
Punt Returns-Yards	4-48	3-34
Kickoff Returns-Yards	6-144	3-53
Interception Returns-Yards	0-0	1-14
Punts (Number-Avg)	6-43.0	6-41.7
Fumbles-Lost	2-2	0-0
Penalties-Yards	7-40	7-51
Possession Time	31:36	28:24
Third-Down Conversions	4 of 13	7 of 13
Fourth-Down Conversions	1 of 2	0 of 0
Red-Zone Scores-Chances	2-3	4-4
Sacks By: Number-Yards	1-10	5-28

Rushing: USC-Ronald Jones 12-32; Matt Fink 3-17; Vavae Malepeai 4-12; Aca'Cedric Ware 3-8; Sam Darnold 9-7. Notre Dame-Josh Adams 19-191; Brandon Wimbush 14-106; Tony Jones Jr. 5-37; Kevin Stepherson 2-24; Deon McIntosh 4-11; Ian Book 2-11; Team 1-minus 3.

Passing: USC-Sam Darnold 20-28-1-229; Matt Fink 5-8-0-31. Notre Dame-Brandon Wimbush 9-19-0-120; Ian Book 0-2-0-0; Team 0-1-0-0.

Receiving: USC-Deontay Burnett 8-113; Steven Mitchell 7-71; Tyler Vaughns 6-65; Velus Jones 1-8; Randal Grimes 1-5; Ronald Jones 1-1; Aca'Cedric Ware 1-minus 3. Notre Dame-Kevin Stepherson 3-58; Equanimeous St. Brown 3-29; Durham Smythe 1-20; Chase Claypool 1-13; Chris Finke 1-0.

Interceptions: USC-None. Notre Dame-Nick Watkins 1-14.

Fumbles: USC-Jack Jones 1-1; Sam Darnold 1-1. Notre Dame-None.

	GAME 8 Oct. 28, 2017 Notre Dame Stadium Attend: 77,622 TV: NBC	
----------------------------------------------------------------------------------	---------------------------------------------------------------------------------	----------------------------------------------------------------------------------

(14/15) NC STATE	14
(9/10) NOTRE DAME	35

NOTRE DAME, Ind. — The match-up against No. 14 NC State promised a challenge for Notre Dame's sixth-rated rushing offense, and the ninth-ranked Irish proved more than up to the challenge, handling the Wolfpack rush defense in a 35-14 win at Notre Dame Stadium.

SCORE BY QUARTERS

	1	2	3	4	Final
NC State	7	7	0	0	14
Notre Dame	7	14	14	0	35

SCORING SUMMARY

1st 10:05 NCST	Pratt 0 yd blocked punt return (Wise kick). ND 0, NCST 7
1st 09:36 ND	Smythe 25 yd pass from Wimbush (Yoon kick). 2-60 0:29; ND 7, NCST 7
2nd 14:48 NCST	Harmon 15 yd pass from Finley (Wise kick). 7-71 2:46; ND 7, NCST 14
2nd 09:37 ND	Wimbush 3 yd run (Yoon kick). 14-72 5:11; ND 14, NCST 14
2nd 05:30 ND	Stepherson 11 yd pass from Wimbush (Yoon kick). 8-60 2:18; ND 21, NCST 14
3rd 12:05 ND	Love 69 yd interception return (Yoon kick). ND 28, NCST 14
3rd 04:11 ND	Adams 77 yd run (Yoon kick). 2-77 0:16; ND 35, NCST 14

TEAM STATISTICS

	NCST	ND
FIRST DOWNS	14	25
RUSHES-YARDS (NET)	24-50	54-318
PASSING YARDS (NET)	213	104
Passes Att-Comp-Int	37-17-1	19-10-0
TOTAL OFFENSE PLAYS-YARDS	61-263	73-422
Fumble Returns-Yards	0-0	0-0
Punt Returns-Yards	2-22	3-11
Kickoff Returns-Yards	5-118	3-73
Interception Returns-Yards	0-0	1-69
Punts (Number-Avg)	8-44.5	7-34.6
Fumbles-Lost	1-0	0-0
Penalties-Yards	12-89	4-29
Possession Time	25:43	34:17
Third-Down Conversions	5 of 16	9 of 16
Fourth-Down Conversions	0 of 2	0 of 0
Red-Zone Scores-Chances	1-2	2-3
Sacks By: Number-Yards	2-7	1-6



Rushing: NC State-Reggie Gallaspy 11-47; Jaylen Samuels 8-18; Nyheim Hines 2-6; Ryan Finley 3-minus 21. Notre Dame-Josh Adams 27-202; Deon McIntosh 11-63; Dexter Williams 8-33; Brandon Wimbush 7-21; Team 1-minus 1.

Passing: NC State-Ryan Finley 17-37-1-213. Notre Dame-Brandon Wimbush 10-19-0-104.

Receiving: NC State-Kelvin Harmon 7-97; Jakobi Meyers 3-31; Reggie Gallaspy 3-8; Stephen Louis 2-56; Jaylen Samuels 2-21. Notre Dame-Durham Smythe 3-52; Kevin Stepherson 2-24; Chase Claypool 2-17; Equanimeous St. Brown 2-13; Josh Adams 1-minus 2.

Interceptions: NC State-None. Notre Dame-Julian Love 1-69.

Fumbles: NC State-Ryan Finley 1-0. Notre Dame-None.

	GAME 9 Nov. 4, 2017 Notre Dame Stadium Attend: 77,622 TV: NBC	
WAKE FOREST	37	
(3/5/8) NOTRE DAME	48	

NOTRE DAME, Ind. — The No. 3 Notre Dame football team put on a scorching offensive performance in a 48-37 victory over Wake Forest. The Irish racked up 710 total yards, coming within 10 yards of the previous school single-game record of 720 set against Navy on Nov. 1, 1969.

SCORE BY QUARTERS

	1	2	3	4	Final
Wake Forest	3	7	13	14	37
Notre Dame	7	24	10	7	48

SCORING SUMMARY

1st 08:46 WF	Weaver 34 yd field goal. 14-82 4:11; ND 0, WF 3
1st 06:26 ND	Wimbush 6 yd run (Yoon kick). 7-48 2:20; ND 7, WF 3
2nd 14:18 ND	Yoon 34 yd field goal. 9-70 3:38; ND 10, WF 3
2nd 14:00 ND	Jones Jr. 5 yd run (Yoon kick). 1-5 0:05; ND 17, WF 3
2nd 10:13 WF	Wolford 20 yd run (Weaver kick). 3-69 0:40; ND 17, WF 10
2nd 08:38 ND	Wimbush 50 yd run (Yoon kick). 5-65 1:35; ND 24, WF 10
2nd 00:22 ND	Weishar 1 yd pass from Book (Yoon kick). 9-99 2:47; ND 31, WF 10
3rd 09:19 ND	Yoon 22 yd field goal. 12-52 4:00; ND 34, WF 10
3rd 02:54 WF	Bachman 30 yd pass from Wolford (Wolford pass failed). 6-43 1:32; ND 34, WF 16
3rd 02:04 ND	Claypool 34 yd pass from Wimbush (Yoon kick). 4-78 0:50; ND 41, WF 16
3rd 00:30 WF	Colburn II 24 yd run (Weaver kick). 6-75 1:34; ND 41, WF 23
4th 11:39 ND	McIntosh 2 yd run (Yoon kick). 9-85 5:51; ND 48, WF 23
4th 08:45 WF	Freudenthal 11 yd pass from Wolford (Weaver kick). 12-70 2:54; ND 48, WF 30
4th 00:51 WF	Robinson 2 yd run (Weaver kick). 14-90 4:36; ND 48, WF 37

TEAM STATISTICS

	WF	ND
FIRST DOWNS	34	30
RUSHES-YARDS (NET)	40-239	46-380
PASSING YARDS (NET)	348	330
Passes Att.-Comp.-Int	48-30-1	38-23-0
TOTAL OFFENSE PLAYS-YARDS	88-587	84-710
Fumble Returns-Yards	0-0	0-0
Punt Returns-Yards	1-0	1-12
Kickoff Returns-Yards	6-139	4-83
Interception Returns-Yards	0-0	1-25
Punts (Number-Avg)	5-41.0	2-43.5
Fumbles-Lost	0-0	2-0
Penalties-Yards	3-15	5-40
Possession Time	28:07	31:53
Third-Down Conversions	6 of 14	8 of 16
Fourth-Down Conversions	1 of 1	1 of 3
Red-Zone Scores-Chances	4-4	6-6
Sacks By: Number-Yards	1-4	1-3



Rushing: Wake Forest-Matt Colburn II 20-120; John Wolford 12-59; Kendall Hinton 5-39; Isaiah Robinson 3-21. Notre Dame-Brandon Wimbush 12-110; Deon McIntosh 9-63; Tony Jones Jr. 10-59; Ian Book 3-54; Kevin Stepherson 2-42; Dexter Williams 3-33; Josh Adams 5-22; Team 2-minus 3.

Passing: Wake Forest-John Wolford 28-45-1-331; Kendall Hinton 2-3-0-17. Notre Dame-Brandon Wimbush 15-30-0-280; Ian Book 8-8-0-50.

Receiving: Wake Forest-Alex Bachman 8-116; Scotty Washington 8-84; Cam Serigne 5-48; Tabari Hines 4-52; Jack Freudenthal 2-16; Chuck Wade, Jr. 1-13; Cortez Lewis 1-12; Matt Colburn II 1-7. Notre Dame-Chase Claypool 9-180; Nic Weishar 3-17; Durham Smythe 2-36; Equanimeous S. Brown 2-36; Kevin Stepherson 2-22; Miles Boykin 2-14; Cole Kmet 2-14; Deon McIntosh 1-11.

Interceptions: Wake Forest-None. Notre Dame-Julian Love 1-25.

Fumbles: Wake Forest-None. Notre Dame-Ian Book 1-0; Brandon Wimbush 1-0.

	GAME 10 Nov. 11, 2017 Hard Rock Stadium Attend: 65,303 TV: ABC	
(3/3/5) NOTRE DAME	8	
(7/7/6) MIAMI [FLA.]	41	

EAST LANSING, Mich. — Travis Homer ran for 146 yards, DeeJay Dallas had a pair of touchdown runs and No. 7 Miami beat No. 3 Notre Dame 41-8 to extend the nation's longest winning streak to 14 games.

SCORE BY QUARTERS

	1	2	3	4	Final
Notre Dame	0	0	8	0	8
Miami (Fla.)	14	13	7	7	41

SCORING SUMMARY

1st 04:01 UM	Berrios 7 yd pass from Rosier (Badgley kick). 8-58 3:04; ND 0, UM 7
1st 02:33 UM	Rosier 16 yd run (Badgley kick). 2-32 0:36; ND 0, UM 14
2nd 13:27 UM	Badgley 23 yd field goal. 9-48 2:37; ND 0, UM 17
2nd 05:56 UM	Badgley 30 yd field goal. 4--4 1:24; ND 0, UM 20
2nd 00:22 UM	Bandy 65 yd interception return (Badgley kick). ND 0, UM 27
3rd 10:30 UM	Dallas 4 yd run (Badgley kick). 9-90 4:30; ND 0, UM 34
3rd 00:12 ND	Mack 14 yd pass from Wimbush (Wimbush rush). 10-80 4:47; ND 8, UM 34
4th 04:00 UM	Dallas 4 yd run (Badgley kick). 8-30 4:50; ND 8, UM 41
4th 03:09 MSU	Holmes 25 yd pass from Lewerke (White pass from Lewerke). 7-71 1:35; ND 38, MSU 18

TEAM STATISTICS

	ND	UM
FIRST DOWNS	13	18
RUSHES-YARDS (NET)	36-109	42-237
PASSING YARDS (NET)	152	137
Passes Att.-Comp.-Int	27-13-3	24-15-0
TOTAL OFFENSE PLAYS-YARDS	63-261	66-374
Fumble Returns-Yards	0-0	0-0
Punt Returns-Yards	1-(-3)	2-28
Kickoff Returns-Yards	4-82	2-28
Interception Returns-Yards	0-0	3-85
Punts (Number-Avg)	6-39.2	4-38.5
Fumbles-Lost	1-1	0-0
Penalties-Yards	6-49	1-5
Possession Time	26:01	33:59
Third-Down Conversions	6 of 16	2 of 13
Fourth-Down Conversions	1 of 2	3 of 3
Red-Zone Scores-Chances	1-1	6-6
Sacks By: Number-Yards	0-0	5-21

Rushing: Notre Dame-Josh Adams 16-40; Brandon Wimbush 11-24; Dexter Williams 3-23; Tony Jones Jr. 2-12; Ian Book 2-10; Deon McIntosh 1-1; Chase Claypool 1-minus 1. Miami (Fla.)-Travis Homer 18-146; DeeJay Dallas 12-53; Malik Rosier 9-44; Team 3-minus 6.

Passing: Notre Dame-Brandon Wimbush 10-21-2-119; Ian Book 3-6-1-33. Miami (Fla.)-Malik Rosier 15-24-0-137.

Receiving: Notre Dame-Equanimeous S. Brown 4-68; Kevin Stepherson 3-43; Alizé Mack 2-12; Chase Claypool 2-9; Durham Smythe 1-16; Tony Jones Jr. 1-4. Miami (Fla.)-Christopher Herndon 4-30; Dayall Harris 3-4; Lawrence Cager 2-45; Jeff Thomas 2-24; Travis Homer 2-24; Braxton Berrios 2-10.

Interceptions: Notre Dame-None. Miami (Fla.)-Trajan Bandy 1-65; Malek Young 1-13; Jaquan Johnson 1-7.

Fumbles: Notre Dame-Brandon Wimbush 1-1. Miami (Fla.)-None.

	GAME 11 Nov. 18, 2017 Notre Dame Stadium Attend: 77,622 TV: NBC	
-----------------------------------------------------------------------------------	----------------------------------------------------------------------------------	-----------------------------------------------------------------------------------

NAVY	17
(8/9/9) NOTRE DAME	24

NOTRE DAME, Ind. — Facing a Navy team which held the ball for over 40 minutes on Saturday, Brandon Wimbush and Notre Dame finally found a rhythm to put the Midshipment away. Wimbush threw for 164 yards and two touchdowns and ran for a score as No. 9 Notre Dame rallied in the rain and wind to beat Navy 24-17.

SCORE BY QUARTERS

	1	2	3	4	Final
Navy	0	10	7	0	17
Notre Dame	3	7	7	7	24

SCORING SUMMARY

1st 04:31 ND	Yoon 29 yd field goal. 11-58 2:51; ND 3, NAVY 0
2nd 12:21 NAVY	White 39 yd field goal. 13-49 7:10; ND 3, NAVY 3
2nd 01:08 NAVY	Abey 1 yd run (White kick). 11-39 5:02; ND 3, NAVY 10
2nd 00:08 ND	Wimbush 2 yd run (Yoon kick). 7-62 1:00; ND 10, NAVY 10
3rd 07:01 NAVY	Scott 12 yd pass from Abey (White kick). 15-72 7:59; ND 10, NAVY 17
3rd 05:33 ND	Stepherson 30 yd pass from Wimbush (Yoon kick). 5-78 1:28; ND 17, NAVY 17
4th 11:49 ND	Stepherson 9 yd pass from Wimbush (Yoon kick). 11-80 3:31; ND 24, NAVY 17

TEAM STATISTICS

	NAVY	ND
FIRST DOWNS	23	16
RUSHES-YARDS (NET)	72-277	31-163
PASSING YARDS (NET)	41	164
Passes Att-Comp-Int	8-3-1	18-9-0
TOTAL OFFENSE PLAYS-YARDS	80-318	49-327
Fumble Returns-Yards	0-0	0-0
Punt Returns-Yards	0-0	1-(-5)
Kickoff Returns-Yards	4-94	4-66
Interception Returns-Yards	0-0	1-(-5)
Punts (Number-Avg)	1-43.0	3-36.3
Fumbles-Lost	0-0	1-1
Penalties-Yards	2-16	3-35
Possession Time	42:42	17:18
Third-Down Conversions	8 of 18	4 of 8
Fourth-Down Conversions	4 of 6	0 of 0
Red-Zone Scores-Chances	2-3	3-3
Sacks By: Number-Yards	1-3	0-0

Rushing: Navy—Anthony Gargiulo 20-87; Zach Abey 29-87; Keoni Makekau 7-49; Darryl Bonner 3-17; John Brown III 3-11; Josh Brown 3-9; Garrett Lewis 3-6; Jahmaal Daniel 3-6; Brandon Colon 1-5. Notre Dame—Josh Adams 18-106; Brandon Wimbush 8-41; Tony Jones Jr. 3-20; Team 2-minus 4.

Passing: Navy—Zach Abey 3-6-1-41; Darryl Bonner 0-1-0-0; Garrett Lewis 0-1-0-0. Notre Dame—Brandon Wimbush 9-18-0-164.

Receiving: Navy—Anthony Gargiulo 1-21; Craig Scott 1-12; Tyler Carmona 1-8. Notre Dame—Kevin Stepherson 5-103; Miles Boykin 2-33; Chase Claypool 2-28.

Interceptions: Navy—None. Notre Dame—Troy Pride Jr. 1-minus 5.

Fumbles: Navy—None. Notre Dame—Chris Finke 1-1.

	GAME 12 Nov. 27, 2017 Stanford Stadium Attend: 47,352 TV: ABC	
-----------------------------------------------------------------------------------	--------------------------------------------------------------------------------	-----------------------------------------------------------------------------------

(8/9/9) NOTRE DAME	20
(21/20/20) STANFORD	38

STANFORD, Calif. — K.J. Costello threw two of his career-high four touchdown passes in the fourth quarter and No. 20 Stanford rallied for a 38-20 victory over No. 9 Notre Dame.

SCORE BY QUARTERS

	1	2	3	4	Final
Notre Dame	7	3	10	0	20
Stanford	7	7	3	21	38

SCORING SUMMARY

1st 03:40 ND	Stepherson 83 yd pass from Wimbush (Yoon kick). 3-86 0:39; ND 7, STAN 0
1st 00:43 STAN	Irwin 29 yd pass from Costello (Toner kick). 5-72 2:49; ND 7, STAN 7
2nd 11:29 STAN	Artega-Whiteside 4 yd pass from Costello (Toner kick). 6-55 2:40; ND 7, STAN 14
2nd 02:36 ND	Yoon 38 yd field goal. 15-69 4:34; ND 10, STAN 14
3rd 14:48 ND	St. Brown. 75 yd pass from Wimbush (Yoon kick). 1-75 0:12; ND 17, STAN 14
3rd 10:23 STAN	Toner 24 yd field goal. 9-64 4:19; ND 17, STAN 17
3rd 01:23 ND	Yoon 38 yd field goal. 4-22 2:43; ND 20, STAN 17
4th 13:46 STAN	Smith 19 yd pass from Costello (Toner kick). 7-70 2:31; ND 20, STAN 24
4th 12:21 STAN	Schultz 12 yd pass from Costello (Toner kick). 3-29 1:22; ND 20, STAN 31
4th 10:10 STAN	Scarlett 3 yd run (Toner kick). 4-18 2:06; ND 20, STAN 38

TEAM STATISTICS

	ND	STAN
FIRST DOWNS	17	18
RUSHES-YARDS (NET)	44-154	38-152
PASSING YARDS (NET)	261	176
Passes Att-Comp-Int	29-12-2	22-14-0
TOTAL OFFENSE PLAYS-YARDS	73-415	60-328
Fumble Returns-Yards	0-0	0-0
Punt Returns-Yards	2-61	4-38
Kickoff Returns-Yards	2-30	4-104
Interception Returns-Yards	0-0	2-6
Punts (Number-Avg)	5-45.2	7-50.4
Fumbles-Lost	1-1	1-0
Penalties-Yards	8-81	3-30
Possession Time	28:36	31:24
Third-Down Conversions	8 of 19	2 of 11
Fourth-Down Conversions	1 of 2	0 of 0
Red-Zone Scores-Chances	1-2	5-5
Sacks By: Number-Yards	2-5	6-20



Rushing: Notre Dame—Brandon Wimbush 17-61; Josh Adams 20-49; Dexter Williams 3-21; Ian Book 2-11; Kevin Stepherson 1-10; Tony Jones Jr. 1-2. Stanford—Bryce Love 20-125; Trevor Speights 5-19; Cameron Scarlett 6-12; K.J. Costello 4-minus 1; Team 3-minus 3.

Passing: Notre Dame—Brandon Wimbush 11-28-2-249; Ian Book 1-1-0-12. Stanford—K.J. Costello 14-22-0-176.

Receiving: Notre Dame—Equanimeous St. Brown 5-111; Kevin Stepherson 3-112; Miles Boykin 1-20; Chase Claypool 1-11; Dexter Williams 1-5; Nic Weishar 1-2. Stanford—JJ Arcega-Whiteside 4-38; Kaden Smith 3-65; Trenton Irwin 2-34; Dalton Schultz 2-15; Colby Parkinson 1-11; Donald Stewart 1-10; Connor Wedington 1-3.

Interceptions: Notre Dame—None. Stanford—Curtis Robinson 1-6; Frank Buncum 1-0.

Fumbles: Notre Dame—C.J. Sanders 1-1. Stanford—K.J. Costello 1-0.

	GAME 13 Jan. 1, 2018 CampingWorld Stadium Attend: 57,726 TV: ABC	
(14/14/15) NOTRE DAME	21	
(17/16/14) LSU	17	

ORLANDO, Fla. — Notre Dame sophomore quarterback Ian Book and junior wide receiver Miles Boykin helped the No. 14 Fighting Irish rally from an eight-point, fourth-quarter deficit en route to a 21-17 victory over No. 16 LSU in the 2018 Overton Citrus Bowl.

SCORE BY QUARTERS

	1	2	3	4	Final
Notre Dame	0	3	3	15	21
LSU	0	0	7	10	17

SCORING SUMMARY

2nd 00:04 ND	Yoon 46 yd field goal. 11-51 1:56; ND 3, LSU 0
3rd 11:37 LSU	Guice 20 yd pass from Etling (Gonsoulin kick). 5-43 2:16; ND 3, LSU 7
3rd 02:47 ND	Yoon 49 yd field goal. 5-18 2:20; ND 6, LSU 7
4th 11:13 LSU	Guice 2 yd pass from Etling (Gonsoulin kick). 12-75 6:34; ND 6, LSU 14
4th 07:49 ND	Young 6 yd pass from Book (Book pass from BOOK). 10-75 3:24; ND 14, LSU 14
4th 02:03 LSU	Gonsoulin 17 yd field goal. 12-76 5:46; ND 14, LSU 17
4th 01:28 ND	Boykin 55 yd pass from Book (Yoon kick). 3-73 0:35; ND 21, LSU 17

TEAM STATISTICS

	ND	LSU
FIRST DOWNS	18	22
RUSHES-YARDS (NET)	33-154	42-170
PASSING YARDS (NET)	216	229
Passes Att-Comp-Int	28-17-1	33-19-0
TOTAL OFFENSE PLAYS-YARDS	61-370	75-399
Fumble Returns-Yards	0-0	0-0
Punt Returns-Yards	1-0	3-4
Kickoff Returns-Yards	2-21	3-21
Interception Returns-Yards	0-0	1-4
Punts (Number-Avg)	4-46.0	5-37.2
Fumbles-Lost	1-1	0-0
Penalties-Yards	4-15	5-27
Possession Time	22:28	37:32
Third-Down Conversions	6 of 13	10 of 19
Fourth-Down Conversions	0 of 1	0 of 1
Red-Zone Scores-Chances	1-1	2-3
Sacks By: Number-Yards	2-12	4-28

Rushing: Notre Dame-Josh Adams 15-44; Brandon Wimbush 4-38; Ian Book 11-36; Dexter Williams 2-36; Tony Jones Jr. 1-0. LSU-Derrius Guice 21-98; Darrel Williams 9-44; Danny Etling 10-21; Russell Gage 1-15; Derrick Dillon 1-minus 8.

Passing: Notre Dame-Ian Book 14-19-1-164; Brandon Wimbush 3-8-0-52; Cole Kmet 0-1-0-0. LSU-Danny Etling 19-33-0-229.

Receiving: Notre Dame-Miles Boykin 3-102; Josh Adams 3-19; Equanimeous St. Brown 2-47; Nic Weishar 2-13; Durham Smythe 2-10; Michael Young 2-8; Tony Jones Jr. 2-minus 1; Chris Finke 1-18. LSU-DJ Chark 5-63; Foster Moreau 4-64; Derrius Guice 3-24; Dee Anderson 2-35; Stephen Sullivan 2-24; Russell Gage 2-15; Darrel Williams 1-4.

Interceptions: Notre Dame-None. LSU-Andraez Williams 1-4.

Fumbles: Notre Dame-Team 1-1. LSU-Tory Carter 1-0.

HONORS & AWARDS

Josh Adams, Jr., RB
2018 NFL Combine Invite
Team Captain
Phil Steele Third Team All-American
Maxwell Award Semifinalist
Sports Illustrated Midseason Second Team All-American
Walter Camp National Offensive POTW - NC State
Game Ball - Temple

Te'von Coney, Jr., LB
Game Ball - NC State
USA Today All-Bowl Team

Shaun Crawford, Jr., CB
Game Ball - Michigan State

Khalid Kareem, So., DL
Game Ball - USC

Julian Love, So., CB
Sports Illustrated Second Team All-American

Alizé Mack, Jr., TE
Mackey Award Watch List

John Mahoney, Fr., WR
National Football Foundation Chapter Scholar-Athlete

Green Martini, Sr., LB
ACC Postgraduate Scholarship
Team Captain
Game Ball - Navy
William V. Campbell Trophy Semifinalist

Mike McGlinchey, Sr., OL
NFL Combine Invite
Captain
Consensus All-American
Outland Trophy Semifinalist
Walter Camp First Team All-American
Associated Press First Team All-American
Football Writers Association of America First Team All-American
American Football Coaches Association First Team All-American
Pro Football Focus First Team All-American
USA Today First Team All-American
Sports Illustrated First Team All-American
Phil Steele First Team All-American
Sporting News Second Team All-American
The Athletic Second Team All-American
Sports Illustrated Midseason First Team All-American
College Football News Preseason First Team All-American
Associated Press Preseason Second Team All-American
Sports Illustrated Preseason Second Team All-American
Maxwell Award Watch List
Game Ball - LSU

Deon McIntosh, So., RB
Game Ball - North Carolina

Nyles Morgan, Sr., LB

Team Captain
Bednarik Award Watch List
Nagurski Award Watch List
Butkus Award Watch List

Sam Mustipher, Sr., OL

First Team CoSIDA Academic All-District
Rimington Trophy Watch List

Quenton Nelson, Sr., OL

NFL Combine Invite
Captain
Unanimous All-American
Outland Trophy Finalist
Monogram Club Team MVP
Walter Camp First Team All-American
Associated Press First Team All-American
Football Writers Association of America First Team All-American
American Football Coaches Association First Team All-American
Sporting News First Team All-American
Pro Football Focus First Team All-American
USA Today First Team All-American
Sports Illustrated First Team All-American
The Athletic First Team All-American
Phil Steele First Team All-American
ESPN All-Bowl Team
Associated Press All-Bowl Team
USA Today All-Bowl Team
Sports Illustrated All-Bowl Team
Bleacher Report All-Bowl Team
CBS Sports All-Bowl Team
Rivals All-Bowl Team
Associated Press Midseason 1st Team All-American
Sports Illustrated Midseason 1st Team All-American
The All-American's Midseason 1st Team All-American
Sporting News Midseason 1st Team All-American
ESPN Midseason 1st Team All-American
CBS Sports Midseason 1st Team All-American
Associated Press Preseason 1st Team All-American
Sports Illustrated Preseason 1st Team All-American
College Football News Preseason 1st Team All-American

Tyler Newsome, Sr., P

Wuerffel Trophy Watch List
Allstate AFCA Good Works Team Candidate

Durham Smythe, Gr., TE

NFL Combine Invite
Senior Bowl Invite
Game Ball - NC State
Mackey Award Watch List

Equanimeous St. Brown, Jr., WR

NFL Combine Invite
Biletnikoff Award Watch List

Jerry Tillery, Jr., DL

Game Ball - Miami (Ohio)

Druce Tranquill, Sr., LB

Team Captain
First Team CoSIDA Academic All-District
Wuerffel Trophy Finalist
Pop Warner College Football Award Finalist
Lott Trophy Quarterfinalist
Senior CLASS Award Nominee

Montgomery VanGorder, Sr., QB/H

Holder of the Year Finalist

Austin Webster, Sr., WR

Team Captain

Nic Wieshar, Sr., TE

Wuerffel Trophy Watch List

Brandon Wimbush, Jr., QB

Game Ball - Boston College
Manning Award Star of the Week - USC
Game Ball - Wake Forest

Justin Yoon, Jr., PK

First Team CoSIDA Academic All-District
USA Today All-Bowl Team
Associated Press All-Bowl Team

Team

FWAA Team of the Week - USC

Brian Kelly

Paul "Bear" Bryant Coach of the Year Award Watch List
Bobby Dodd Coach of the Year Midseason Watch List

Mike Elko

Broyles Award Semifinalist

Offensive Line

Joe Moore Award Winner



SEASON RESULTS (10-3)

Date	Opponent	Result	Score	Overall	Time	Attend
Sept. 02, 2017	TEMPLE	W	49-16	1-0-0	3:17	77,622
Sept. 09, 2017	#15 GEORGIA	L	19-20	1-1-0	3:36	77,622
Sept. 16, 2017	at Boston College	W	49-20	2-1-0	3:26	44,500
Sept. 23, 2017	at Michigan State	W	38-18	3-1-0	3:34	74,023
Sept. 30, 2017	MIAMI (OHIO)	W	52-17	4-1-0	3:16	77,622
Oct. 07, 2017	at North Carolina	W	33-10	5-1-0	3:28	57,000
Oct. 21, 2017	#11 USC	W	49-14	6-1-0	3:10	77,622
Oct. 28, 2017	#14 NC STATE	W	35-14	7-1-0	3:26	77,622
Nov. 4, 2017	WAKE FOREST	W	48-37	8-1-0	3:23	77,622
Nov. 11, 2017	at #7 Miami (Fla.)	L	8-41	8-2-0	3:17	65,303
Nov. 18, 2017	NAVY	W	24-17	9-2-0	2:52	77,622
Nov. 25, 2017	at #20 Stanford	L	20-38	9-3-0	3:20	47,352
Jan. 01, 2018	vs. #17 LSU	W	21-17	10-3-0	3:21	57,726

RUSHING

	G-GS	Att	Gain	Loss	Net	Avg	TD	Long	Avg / G
33 Josh Adams	13-13	206	1483	53	1430	6.9	9	84	110.0
7 Brandon Wimbush	12-12	141	940	137	803	5.7	14	65	66.9
38 Deon McIntosh	8-0	65	379	11	368	5.7	5	45	46.0
2 Dexter Williams	10-0	39	361	1	360	9.2	4	66	36.0
34 Tony Jones Jr.	12-1	44	234	2	232	5.3	3	32	19.3
12 Ian Book	10-1	37	238	31	207	5.6	0	43	20.7
29 Kevin Stepherson	8-3	5	76	0	76	15.2	0	35	9.5
16 C.J. Holmes	8-0	8	33	1	32	4.0	0	10	4.0
87 Michael Young	13-0	1	6	0	6	6.0	0	6	0.5
15 Cam Smith	6-4	2	12	7	5	2.5	0	12	0.8
3 C.J. Sanders	13-0	1	0	0	0	0.0	0	0	0.0
83 Chase Claypool	12-8	2	0	3	-3	-1.5	0	0	-0.2
Team	7-0	8	0	13	-13	-1.6	0	0	-1.9
Total	13	559	3762	259	3503	6.3	35	84	269.5
Opponents	13	506	2301	293	2008	4.0	9	52	154.5

PASSING

	G-GS	Effic	Cmp-Att-Int	Pct	Yds	TD	Lng	Avg / G
7 Brandon Wimbush	12-12	121.4	136-275-6	49.5	1870	16	83	155.8
12 Ian Book	10-1	119.3	46-75-4	61.3	456	4	55	45.6
84 Cole Kmet	13-0	0.0	0-1-0	0.0	0	0	0	0.0
Team	7-0	0.0	0-1-0	0.0	0	0	0	0.0
Total	13	120.3	182-352-10	51.7	2326	20	83	178.9
Opponents	13	121.9	252-445-10	56.6	2791	23	42	214.7

RECEIVING

	G-GS	No.	Yds	Avg	TD	Long	Avg / G
6 Equanimeous St. Brown	13-13	33	515	15.6	4	75	39.6
83 Chase Claypool	12-8	29	402	13.9	2	44	33.5
29 Kevin Stepherson	8-3	19	359	18.9	5	83	44.9
86 Alize Mack	10-6	19	166	8.7	1	32	16.6
80 Durham Smythe	13-13	15	244	16.3	1	33	18.8
33 Josh Adams	13-13	13	101	7.8	0	32	7.8
81 Miles Boykin	12-1	12	253	21.1	2	55	21.1
82 Nic Weishar	13-1	9	52	5.8	2	12	4.0
15 Cam Smith	6-4	8	60	7.5	1	29	10.0
10 Chris Finke	13-1	6	102	17.0	0	48	7.8
34 Tony Jones Jr.	12-1	6	12	2.0	0	8	1.0
87 Michael Young	13-0	4	18	4.5	1	6	1.4
38 Deon McIntosh	8-0	3	8	2.7	0	11	1.0
84 Cole Kmet	13-0	2	14	7.0	0	11	1.1
2 Dexter Williams	10-0	2	13	6.5	1	8	1.3
11 Freddy Canteen	3-1	1	7	7.0	0	7	2.3
3 C.J. Sanders	13-0	1	0	0.0	0	0	0.0
Total	13	182	2326	12.8	20	83	178.9
Opponents	13	252	2791	11.1	23	42	214.7

PUNT RETURNS

	No.	Yds	Avg	TD	Long
10 Chris Finke	24	156	6.5	0	41
Team	1	0	0.0	0	0
Total	25	156	6.2	0	41
Opponents	27	227	8.4	1	28

TEAM STATS

	ND	OPP
SCORING	445	279
Points Per Game	34.2	21.5
Points Off Turnovers	108	62
FIRST DOWNS	274	261
Rushing	145	110
Passing	104	132
Penalty	25	19
RUSHING YARDAGE	3,503	2,008
Yards gained rushing	3,762	2,301
Yards lost rushing	259	293
Rushing Attempts	559	506
Average Per Rush	6.3	4.0
Average Per Game	269.5	154.5
TDs Rushing	35	9
PASSING YARDAGE	2,326	2,791
Comp-Att-Int	182-352-10	252-445-10
Average Per Pass	6.6	6.3
Average Per Catch	12.8	11.1
Average Per Game	178.9	214.7
TDs Passing	20	23
TOTAL OFFENSE	5,829	4,799
Total Plays	911	951
Average Per Play	6.4	5.0
Average Per Game	448.4	369.2
KICK RETURNS: #-Yards	35-712	57-1,286
PUNT RETURNS: #-Yards	25-156	27-227
INT RETURNS: #-Yards	10-209	10-158
KICK RETURN AVERAGE	20.3	22.6
PUNT RETURN AVERAGE	6.2	8.4
INT RETURN AVERAGE	20.9	15.8
FUMBLES-LOST	12-7	15-10
PENALTIES-Yards	75-633	85-717
Average Per Game	48.7	55.2
PUNTS-Yards	65-2,769	75-3,202
Average Per Punt	42.6	42.7
Net punt average	37.9	39.0
KICKOFFS-Yards	84-5,176	59-3,589
Average Per Kick	61.6	60.8
Net kick average	39.2	40.3
TIME OF POSSESSION/Game	27:37	32:23
3RD-DOWN Conversions	84/192	73/207
3rd-Down Pct	44%	35%
4TH-DOWN Conversions	10/18	11/24
4th-Down Pct	56%	46%
SACKS BY-Yards	24-135	29-141
MISC YARDS	-2	0
TOUCHDOWNS SCORED	57	34
FIELD GOALS-ATTEMPTS	14-18	14-22
ON-SIDE KICKS	0-0	0-3
RED-ZONE SCORES	(42-46) 91%	(37-46) 80%
RED-ZONE TOUCHDOWNS	(35-46) 76%	(24-46) 52%
PAT-ATTEMPTS	(55-55) 100%	(31-31) 100%
ATTENDANCE	543,354	288,178
Games/Avg Per Game	7/77,622	5/57,636
Neutral Site Games		1/57,726

SCORE BY QUARTERS

	1st	2nd	3rd	4th	Total
Notre Dame	111	136	107	91	445
Opponents	54	79	67	79	279



INTERCEPTIONS

	No.	Yds	Avg	TD	Long
27 Julian Love	3	153	51.0	2	69
20 Shaun Crawford	2	0	0.0	0	0
23 Druce Tranquill	1	0	0.0	0	0
18 Troy Pride Jr.	1	-5	-5.0	0	0
7 Nick Watkins	1	14	14.0	0	14
48 Greer Martini	1	42	42.0	0	42
42 Julian Okwara	1	5	5.0	0	5
Total	10	209	20.9	2	69
Opponents	10	158	15.8	1	65

KICK RETURNS

	No.	Yds	Avg	TD	Long
3 C.J. Sanders	29	654	22.6	0	52
34 Tony Jones Jr.	2	18	9.0	0	16
29 Kevin Stepherson	1	11	11.0	0	11
87 Michael Young	1	18	18.0	0	18
80 Durham Smythe	1	0	0.0	0	0
84 Cole Kmet	1	11	11.0	0	11
Total	35	712	20.3	0	52
Opponents	57	1286	22.6	0	58

FUMBLE RETURNS

	No.	Yds	Avg	TD	Long
23 Druce Tranquill	1	15	15.0	0	15
53 Khalid Kareem	1	16	16.0	0	16
Total	2	31	15.5	0	16
Opponents	0	0	0.0	0	0

SCORING

	TD	FGs	Kick	Rush	Rcv	Pass	DXP	Saf	Pts.
19 Justin Yoon	0	14-18	55-55	0-0	0	0-0	0	0	97
7 Brandon Wimbush	14	0-0	0-0	1-1	0	0-0	0	0	86
33 Josh Adams	9	0-0	0-0	0-0	0	0-0	0	0	54
29 Kevin Stepherson	5	0-0	0-0	0-0	0	0-0	0	0	30
2 Dexter Williams	5	0-0	0-0	0-0	0	0-0	0	0	30
38 Deon McIntosh	5	0-0	0-0	0-0	0	0-0	0	0	30
6 Equanimeous St. Brown	4	0-0	0-0	0-0	0	0-0	0	0	24
34 Tony Jones Jr.	3	0-0	0-0	0-0	0	0-0	0	0	18
83 Chase Claypool	2	0-0	0-0	0-0	0	0-0	0	0	12
81 Miles Boykin	2	0-0	0-0	0-0	0	0-0	0	0	12
27 Julian Love	2	0-0	0-0	0-0	0	0-0	0	0	12
82 Nic Weishar	2	0-0	0-0	0-0	0	0-0	0	0	12
86 Alizé Mack	1	0-0	0-0	0-0	0	0-0	0	0	6
80 Durham Smythe	1	0-0	0-0	0-0	0	0-0	0	0	6
87 Michael Young	1	0-0	0-0	0-0	0	0-0	0	0	6
15 Cam Smith	1	0-0	0-0	0-0	0	0-0	0	0	6
12 Ian Book	0	0-0	0-0	0-0	1	1-1	0	0	2
93 Jay Hayes	0	0-0	0-0	0-0	0	0-0	0	1	2
Total	57	14-18	55-55	1-1	1	1-1	0	1	445
Opponents	34	14-22	31-31	0-0	1	1-3	0	0	279

TOTAL OFFENSE

	G	Plays	Rush	Pass	Total	Avg/G
7 Brandon Wimbush	12	416	803	1870	2673	222.8
33 Josh Adams	13	206	1430	0	1430	110.0
12 Ian Book	10	112	207	456	663	66.3
38 Deon McIntosh	8	65	368	0	368	46.0
2 Dexter Williams	10	39	360	0	360	36.0
34 Tony Jones Jr.	12	44	232	0	232	19.3
29 Kevin Stepherson	8	5	76	0	76	9.5
16 C.J. Holmes	8	8	32	0	32	4.0
87 Michael Young	13	1	6	0	6	0.5
15 Cam Smith	6	2	5	0	5	0.8
83 Chase Claypool	12	2	-3	0	-3	-0.2
Team	7	9	-13	0	-13	-1.9
Total	13	911	3503	2326	5829	448.4
Opponents	13	951	2008	2791	4799	369.2

FIELD GOALS

	FGM- FGA	Pct	01- 19	20- 29	30- 39	40- 49	50- 59	Long	Block
19 Justin Yoon	14-18	77.8	0-0	4-4	5-5	5-8	0-1	49	0

FIELD GOAL SEQUENCE

	Notre Dame	Opponents
Temple	44,47	(36),36
Georgia	(39),(42),(37),(28)	(27),44,(30)
Boston College	-	(38),(41)
Michigan State	(46)	(40)
Miami (Ohio)	(43),44	(38)
North Carolina	(29)	(34)
USC	-	27
NC State	-	-
Wake Forest	(34),50,(22)	(34),41
Miami (Fla.)	-	(23),(30),42
Navy	(29)	(39),37
Stanford	(38),(38)	(24)
LSU	(46),(49)	22,37,(17)

Numbers in parentheses indicate field goal was made.

PUNTING

	No.	Yds	Avg	Long	TB	FC	I20	50+	Blkd
85 Tyler Newsome	63	2749	43.6	59	4	17	19	17	1
Team	1	0	0.0	0	0	0	0	0	0
42 Jeff Riney	1	20	20.0	20	0	0	0	0	0
Total	65	2769	42.6	59	4	17	19	17	1
Opponents	75	3202	42.7	65	6	26	33	21	0

KICKOFFS

	No.	Yds	Avg	TB	OB	Retn	Net	Yd/Ln
19 Justin Yoon	52	3219	61.9	15	2			
39 Jonathan Doerer	32	1957	61.2	9	1			
Total	84	5176	61.6	24	3	22.6	39.2	25
Opponents	59	3589	60.8	20	2	20.3	40.3	24

ALL PURPOSE

	G	Rush	Rec	PR	KOR	IR	Tot	Avg/G
33 Josh Adams	13	1430	101	0	0	0	1531	117.8
7 Brandon Wimbush	12	803	0	0	0	0	803	66.9
3 C.J. Sanders	13	0	0	0	654	0	654	50.3
6 Equanimeous St. Brown	13	0	515	0	0	0	515	39.6
29 Kevin Stepherson	8	76	359	0	11	0	446	55.8
83 Chase Claypool	12	-3	402	0	0	0	399	33.2
38 Deon McIntosh	8	368	8	0	0	0	376	47.0
2 Dexter Williams	10	360	13	0	0	0	373	37.3
34 Tony Jones Jr.	12	232	12	0	18	0	262	21.8
10 Chris Finke	13	0	102	156	0	0	258	19.8
81 Miles Boykin	12	0	253	0	0	0	253	21.1
80 Durham Smythe	13	0	244	0	0	0	244	18.8
12 Ian Book	10	207	0	0	0	0	207	20.7
86 Alizé Mack	10	0	166	0	0	0	166	16.6
27 Julian Love	13	0	0	0	0	153	153	11.8
15 Cam Smith	6	5	60	0	0	0	65	10.8
82 Nic Weishar	13	0	52	0	0	0	52	4.0
87 Michael Young	13	6	18	0	18	0	42	3.2
48 Greer Martini	12	0	0	0	0	42	42	3.5
16 C.J. Holmes	8	32	0	0	0	0	32	4.0
84 Cole Kmet	13	0	14	0	11	0	25	1.9
7 Nick Watkins	12	0	0	0	0	14	14	1.2
11 Freddy Canteen	3	0	7	0	0	0	7	2.3
42 Julian Okwara	12	0	0	0	0	5	5	0.4
18 Troy Pride Jr.	12	0	0	0	0	-5	-5	-0.4
Team	7	-13	0	0	0	0	-13	-1.9
Total	13	3503	2326	156	712	209	6906	531.2
Opponents	13	2008	2791	227	1286	158	6470	497.7

Here come the Irish

The Fighting Irish

Coaches and Staff

2017 Season in Review

History and Records

University and Media Information

DEFENSIVE STATS

		G-GS	Solo	Ast	Total	TFL-Yds	Sck-Yds	Int-Yds	PBU	PD	QBH	FR-Yds	FF	Blk	Saf
4	Te'von Coney	13-7	57	59	116	13.0-34	3.0-19	.	.	.	5	1-0	1	.	.
5	Nyles Morgan	13-12	35	57	92	7.0-15	1.5-5	.	1	1	6	.	1	.	.
23	Drue Tranquill	13-13	44	41	85	10.5-37	1.5-13	1-0	3	4	3	3-15	1	.	.
48	Greer Martini	12-7	39	36	75	3.0-3	.	1-42	1	2	.	.	2	.	.
27	Julian Love	13-13	45	23	68	1.0-2	.	3-153	20	23
99	Jerry Tillery	13-13	25	31	56	9.0-25	4.5-18	.	.	.	11	.	1	.	.
24	Nick Coleman	13-12	29	15	44	1.0-8	.	.	3	3	2
21	Jalen Elliott	13-13	24	19	43	.	.	.	2	2	2
20	Shaun Crawford	12-1	20	12	32	1.5-10	1.5-10	2-0	5	7	.	2-0	1	.	.
9	Daelin Hayes	13-12	17	13	30	6.5-27	3.0-18	.	1	1	4	2-0	.	.	.
55	Jonathan Bonner	13-13	15	15	30	3.5-10	2.0-9	.	.	.	4
7	Nick Watkins	12-9	22	7	29	.	.	1-14	8	9	1
98	Andrew Trumbetti	13-1	13	15	28	4.0-13	0.5-3	.	1	1	5
93	Jay Hayes	13-13	13	14	27	3.5-9	1.0-4	.	2	2	4	1-0	.	.	1
18	Troy Pride Jr.	12-4	14	8	22	1.0-2	.	1-(-5)	2	3
53	Khalid Kareem	13-0	10	11	21	5.5-30	3.0-25	.	2	2	6	1-16	.	.	.
14	Devin Studstill	11-0	6	12	18	1
22	Asmar Bilal	13-0	12	6	18	1.5-1
42	Julian Okwara	12-0	10	7	17	4.5-17	2.5-11	1-5	.	1	7	.	1	.	.
13	Jordan Genmark Heath	13-0	9	7	16
95	Myron Tagovailoa-Amosa	13-0	7	5	12	1.5-6
28	Nicco Fertitta	10-0	8	2	10
45	Jonathan Jones	13-0	7	3	10	1.0-1	.	.	1	1
34	Tony Jones Jr.	12-1	6	3	9
17	Isaiah Robertson	12-0	3	5	8
41	Kurt Hinish	12-0	1	7	8	0.5-1	1
37	Robert Regan	9-0	4	3	7
8	Donte Vaughn	9-0	4	2	6
19	Justin Yoon	12-0	3	1	4
44	Jamir Jones	12-0	1	3	4	1
80	Durham Smythe	13-13	3	.	3
2	Dexter Williams	10-0	1	2	3
32	D.J. Morgan	2-0	2	.	2
54	John Shannon	13-0	1	1	2
53	Sam Mustipher	13-13	1	1	2
16	C.J. Holmes	8-0	.	2	2
84	Cole Kmet	13-0	1	1	2
77	Brandon Tiasum	3-0	1	1	2
56	Quenton Nelson	13-13	1	.	1
68	Mike McGlinchey	13-13	1	.	1
26	Austin Webster	13-0	.	1	1
72	Robert Hainsey	13-1	1	.	1
82	Nic Weishar	13-1	1	.	1
83	Chase Claypool	12-8	1	.	1
3	C.J. Sanders	13-0	1	.	1
7	Brandon Wimbush	12-12	.	1	1
TM	Team	7-0	1	.	1
	Total	13-0	520	452	972	79-251	24-135	10-209	52	62	63	10-31	8	.	1
	Opponents	13-0	484	420	904	76-246	29-141	10-158	46	56	49	7-0	7	1	.



PARTICIPATION REPORT

No.	Player	GP/GS	TEM	UGA	BC	MSU	MIAMI	UNC	USC	NCST	WF	UM	NAVY	STAN	LSU
33	Josh Adams	13/13	START	START	START	START	START	START	START	START	START	START	START	START	START
31	Temitope Agoro	1/-	XXX
24	Mick Assaf	1/-	XXX
43	Brian Ball	1/-	XXX
71	Alex Bars	13/13	START	START	START	START	START	START	START	START	START	START	START	START	START
22	Asmar Bilal	13/-	XXX	XXX	XXX	XXX	XXX	XXX	XXX	XXX	XXX	XXX	XXX	XXX	XXX
70	Hunter Bivin	11/-	XXX	XXX	XXX	XXX	XXX	XXX	XXX	XXX	XXX	...	XXX	XXX	...
55	Jonathan Bonner	13/13	START	START	START	START	START	START	START	START	START	START	START	START	START
12	Ian Book	10/1	...	XXX	XXX	XXX	XXX	START	XXX	...	XXX	XXX	...	XXX	XXX
81	Miles Boykin	12/1	...	XXX	XXX	XXX	XXX	XXX	XXX	XXX	XXX	XXX	XXX	XXX	START
6	Equanimous St. Brown	13/13	START	START	START	START	START	START	START	START	START	START	START	START	START
63	Sam Bush	1/-	XXX
67	Jimmy Byrne	3/-	XXX	XXX	...	XXX
11	Freddy Canteen	3/1	XXX	START	XXX
9	Keenan Centlivre	2/-	XXX	XXX
83	Chase Claypool	12/8	XXX	XXX	START	START	START	START	START	XXX	START	START	START	XXX	...
24	Nick Coleman	13/12	START	START	START	START	START	START	START	START	START	START	XXX	START	START
4	Te'von Coney	13/7	XXX	XXX	XXX	XXX	XXX	START	START	START	START	START	XXX	START	START
20	Shaun Crawford	12/1	XXX	XXX	XXX	XXX	XXX	XXX	XXX	XXX	XXX	XXX	START	XXX	...
97	Micah Dew-Treadway	9/-	XXX	XXX	XXX	XXX	XXX	...	XXX	XXX	...	XXX	XXX
39	Jonathan Doerer	7/-	XXX	...	XXX	XXX	XXX	XXX	XXX	XXX
74	Liam Eichenberg	5/-	XXX	XXX	XXX	XXX	XXX
21	Jalen Elliott	13/13	START	START	START	START	START	START	START	START	START	START	START	START	START
54	Lincoln Feist	1/-	XXX
28	Nicco Fertitta	10/-	XXX	XXX	XXX	XXX	XXX	XXX	XXX	XXX	XXX	XXX	...
10	Chris Finke	13/1	XXX	XXX	XXX	XXX	XXX	XXX	XXX	XXX	XXX	XXX	XXX	XXX	START
13	Jordan Genmark Heath	13/-	XXX	XXX	XXX	XXX	XXX	XXX	XXX	XXX	XXX	XXX	XXX	XXX	XXX
72	Robert Hainsey	13/1	XXX	XXX	XXX	XXX	XXX	XXX	XXX	XXX	XXX	XXX	XXX	XXX	START
35	Grant Hammann	1/-	XXX
9	Daelin Hayes	13/12	START	START	START	START	START	START	START	START	START	START	XXX	START	START
93	Jay Hayes	13/13	START	START	START	START	START	START	START	START	START	START	START	START	START
41	Kurt Hinish	12/-	XXX	XXX	XXX	XXX	XXX	XXX	XXX	...	XXX	XXX	XXX	XXX	XXX
16	C.J. Holmes	8/-	XXX	XXX	XXX	XXX	XXX	XXX	XXX	XXX	...
44	Jamir Jones	12/-	XXX	XXX	XXX	XXX	XXX	XXX	XXX	XXX	XXX	XXX	XXX	...	XXX
45	Jonathan Jones	13/-	XXX	XXX	XXX	XXX	XXX	XXX	XXX	XXX	XXX	XXX	XXX	XXX	XXX
34	Tony Jones Jr.	12/1	XXX	XXX	XXX	...	XXX	XXX	XXX	XXX	XXX	XXX	XXX	START	XXX
53	Khalid Kareem	13/-	XXX	XXX	XXX	XXX	XXX	XXX	XXX	XXX	XXX	XXX	XXX	XXX	XXX
64	Ryan Kilander	1/-	XXX
84	Cole Kmet	13/-	XXX	XXX	XXX	XXX	XXX	XXX	XXX	XXX	XXX	XXX	XXX	XXX	XXX
78	Tommy Kraemer	13/12	START	START	START	START	START	START	START	START	START	START	START	START	XXX

Here come the fish

The Fighting Irish

Coaches and Staff

2017 Season in Review

History and Records

University and Media Information

PARTICIPATION REPORT

No.	Player	GP/GS	TEM	UGA	BC	MSU	MIAMI	UNC	USC	NCST	WF	UM	NAVY	STAN	LSU
27	Julian Love	13/13	START	START	START	START	START	START	START	START	START	START	START	START	START
86	Alizé Mack	10/6	START	XXX	START	XXX	XXX	START	START	START	...	XXX	START
48	Greer Martini	12/7	START	START	START	START	START	XXX	...	XXX	XXX	XXX	START	XXX	START
68	Mike McGlinchey	13/13	START	START	START	START	START	START	START	START	START	START	START	START	START
38	Deon McIntosh	8/-	XXX	XXX	XXX	XXX	XXX	XXX	XXX	XXX
32	D.J. Morgan	2/-	XXX	...	XXX
5	Nyles Morgan	13/12	START	START	START	START	START	START	START	START	START	START	START	START	XXX
53	Sam Mustipher	13/13	START	START	START	START	START	START	START	START	START	START	START	START	START
56	Quenton Nelson	13/13	START	START	START	START	START	START	START	START	START	START	START	START	START
85	Tyler Newsome	13/-	XXX	XXX	XXX	XXX	XXX	XXX	XXX	XXX	XXX	XXX	XXX	XXX	XXX
91	Adetokunbo Ogundeji	5/-	XXX	...	XXX	XXX	XXX	...	XXX
42	Julian Okwara	12/-	XXX	XXX	XXX	XXX	XXX	XXX	XXX	XXX	XXX	XXX	...	XXX	XXX
62	Logan Plantz	2/-	XXX	...	XXX
18	Troy Pride Jr.	12/4	XXX	...	XXX	XXX	XXX	XXX	XXX	XXX	XXX	START	START	START	START
37	Robert Reagan	9/-	XXX	XXX	XXX	XXX	XXX	XXX	XXX	...	XXX	XXX	...
42	Jeff Riney	1/-	XXX
17	Isaiah Robertson	12/-	XXX	XXX	XXX	XXX	XXX	XXX	XXX	XXX	XXX	...	XXX	XXX	XXX
57	Trevor Ruhland	5/-	XXX	XXX	XXX	XXX
3	C.J. Sanders	13/-	XXX	XXX	XXX	XXX	XXX	XXX	XXX	XXX	XXX	XXX	XXX	XXX	XXX
54	John Shannon	13/-	XXX	XXX	XXX	XXX	XXX	XXX	XXX	XXX	XXX	XXX	XXX	XXX	XXX
85	Arion Shinaver	1/-	XXX
15	Cam Smith	6/4	START	START	...	START	START	XXX	XXX
80	Durham Smythe	13/13	START	START	START	START	START	START	START	START	START	START	START	START	START
29	Kevin Stepherson	8/3	XXX	XXX	XXX	START	XXX	START	XXX	START	...
14	Devin Studstill	11/-	XXX	XXX	XXX	XXX	...	XXX	XXX	XXX	XXX	XXX	XXX	...	XXX
95	Myron Tagovailoa-Amosa	13/-	XXX	XXX	XXX	XXX	XXX	XXX	XXX	XXX	XXX	XXX	XXX	XXX	XXX
77	Brandon Tiasum	3/-	XXX	XXX	XXX
99	Jerry Tillery	13/13	START	START	START	START	START	START	START	START	START	START	START	START	START
23	Drue Tranquill	13/13	START	START	START	START	START	START	START	START	START	START	START	START	START
98	Andrew Trumbetti	13/1	XXX	XXX	XXX	XXX	XXX	XXX	XXX	XXX	XXX	XXX	START	XXX	XXX
4	Montgomery VanGorder	12/-	XXX	XXX	XXX	XXX	XXX	XXX	XXX	XXX	XXX	...	XXX	XXX	XXX
8	Donte Vaughn	9/-	XXX	...	XXX	XXX	XXX	XXX	XXX	...	XXX	XXX	XXX
7	Nick Watkins	12/9	START	START	START	START	START	START	START	START	START	XXX	...	XXX	XXX
26	Austin Webster	13/-	XXX	XXX	XXX	XXX	XXX	XXX	XXX	XXX	XXX	XXX	XXX	XXX	XXX
82	Nic Weishar	13/1	XXX	XXX	XXX	XXX	XXX	XXX	XXX	XXX	START	XXX	XXX	XXX	XXX
2	Dexter Williams	10/-	XXX	XXX	XXX	XXX	XXX	XXX	XXX	XXX	XXX	XXX
7	Brandon Wimbush	12/12	START	START	START	START	START	...	START	START	START	START	START	START	START
89	Brock Wright	11/-	XXX	XXX	XXX	XXX	XXX	...	XXX	XXX	XXX	XXX	XXX	XXX	...
19	Justin Yoon	12/-	XXX	XXX	XXX	XXX	XXX	XXX	XXX	XXX	XXX	...	XXX	XXX	XXX
87	Michael Young	13/-	XXX	XXX	XXX	XXX	XXX	XXX	XXX	XXX	XXX	XXX	XXX	XXX	XXX



GAME-BY-GAME STARTERS

OFFENSE

	WR	LT	LG	C	RG	RT	TE	RB	QB	WR	WR
Temple	St. Brown	McGlinchey	Nelson	Mustipher	Bars	Kraemer	Smythe	Adams	Wimbush	Mack (TE)	Smith
Georgia	St. Brown	McGlinchey	Nelson	Mustipher	Bars	Kraemer	Smythe	Adams	Wimbush	Canteen	Smith
Boston College	St. Brown	McGlinchey	Nelson	Mustipher	Bars	Kraemer	Smythe	Adams	Wimbush	Mack (TE)	Claypool
Michigan State	St. Brown	McGlinchey	Nelson	Mustipher	Bars	Kraemer	Smythe	Adams	Wimbush	Smith	Claypool
Miami (Ohio)	St. Brown	McGlinchey	Nelson	Mustipher	Bars	Kraemer	Smythe	Adams	Wimbush	Smith	Claypool
North Carolina	St. Brown	McGlinchey	Nelson	Mustipher	Bars	Kraemer	Smythe	Adams	Book	Mack (TE)	Claypool
USC	St. Brown	McGlinchey	Nelson	Mustipher	Bars	Kraemer	Smythe	Adams	Wimbush	Mack (TE)	Claypool
NC State	St. Brown	McGlinchey	Nelson	Mustipher	Bars	Kraemer	Smythe	Adams	Wimbush	Mack (TE)	Stepherson
Wake Forest	St. Brown	McGlinchey	Nelson	Mustipher	Bars	Kraemer	Smythe	Adams	Wimbush	Weishar (TE)	Claypool
Miami (FL)	St. Brown	McGlinchey	Nelson	Mustipher	Bars	Kraemer	Smythe	Adams	Wimbush	Stepherson	Claypool
Navy	St. Brown	McGlinchey	Nelson	Mustipher	Bars	Kraemer	Smythe	Adams	Wimbush	Mack (TE)	Claypool
Stanford	St. Brown	McGlinchey	Nelson	Mustipher	Bars	Kraemer	Smythe	Adams	Wimbush	Jones (RB)	Stepherson
LSU	St. Brown	McGlinchey	Nelson	Mustipher	Bars	Hainsey	Smythe	Adams	Wimbush	Finke	Boykin

DEFENSE

	DL	DL	DL	DL	LB	LB	LB	CB	S	S	CB
Temple	D. Hayes	Bonner	Tillery	J. Hayes	Tranquill	Morgan	Martini	Love	Coleman	Elliott	Watkins
Georgia	D. Hayes	Bonner	Tillery	J. Hayes	Tranquill	Morgan	Martini	Love	Coleman	Elliott	Watkins
Boston College	D. Hayes	Bonner	Tillery	J. Hayes	Tranquill	Morgan	Martini	Love	Coleman	Elliott	Watkins
Michigan State	D. Hayes	Bonner	Tillery	J. Hayes	Tranquill	Morgan	Martini	Love	Coleman	Elliott	Watkins
Miami (Ohio)	D. Hayes	Bonner	Tillery	J. Hayes	Tranquill	Morgan	Martini	Love	Coleman	Elliott	Watkins
North Carolina	D. Hayes	Bonner	Tillery	J. Hayes	Tranquill	Morgan	Coney	Love	Coleman	Elliott	Watkins
USC	D. Hayes	Bonner	Tillery	J. Hayes	Tranquill	Morgan	Coney	Love	Coleman	Elliott	Watkins
NC State	D. Hayes	Bonner	Tillery	J. Hayes	Tranquill	Morgan	Coney	Love	Coleman	Elliott	Watkins
Wake Forest	D. Hayes	Bonner	Tillery	J. Hayes	Tranquill	Morgan	Coney	Love	Coleman	Elliott	Watkins
Miami (FL)	D. Hayes	Bonner	Tillery	J. Hayes	Tranquill	Morgan	Coney	Love	Coleman	Elliott	Pride Jr.
Navy	Trumbetti	Bonner	Tillery	J. Hayes	Tranquill	Morgan	Martini	Love	Crawford	Elliott	Pride Jr.
Stanford	D. Hayes	Bonner	Tillery	J. Hayes	Tranquill	Morgan	Coney	Love	Coleman	Elliott	Pride Jr.
LSU	D. Hayes	Bonner	Tillery	J. Hayes	Tranquill	Coney	Martini	Love	Coleman	Elliott	Pride Jr.

SPECIALISTS

	P	PK	KO	H	LS	SS
Temple	Newsome	Yoon	Yoon	VanGorder	Shannon	Shannon
Georgia	Newsome	Yoon	Yoon	VanGorder	Shannon	Shannon
Boston College	Newsome	Yoon	Doerer	VanGorder	Shannon	Shannon
Michigan State	Newsome	Yoon	Yoon	VanGorder	Shannon	Shannon
Miami (Ohio)	Newsome	Yoon	Doerer	VanGorder	Shannon	Shannon
North Carolina	Newsome	Yoon	Yoon	VanGorder	Shannon	Shannon
USC	Newsome	Yoon	Yoon	VanGorder	Shannon	Shannon
NC State	Newsome	Yoon	Yoon	VanGorder	Shannon	Shannon
Wake Forest	Newsome	Yoon	Doerer	VanGorder	Shannon	Shannon
Miami (FL)	Newsome	Yoon	Doerer	VanGorder	Shannon	Shannon
Navy	Newsome	Yoon	Doerer	VanGorder	Shannon	Shannon
Stanford	Newsome	Yoon	Doerer	VanGorder	Shannon	Shannon
LSU	Newsome	Yoon	Doerer	VanGorder	Shannon	Shannon

Here Come the Irish

The Fighting Irish

Coaches and Staff

2017 Season in Review

History and Records

University and Media Information

GAME-BY-GAME STATS - NOTRE DAME

OVERALL

Games Played	Avg. Per Rush	Avg. Per Catch	Pass Efficiency	Kick Ret. Avg.	Punt Ret. Avg.	A.P. Avg. Per Gm.	Avg. Total Off.
13	6.3	12.8	120.28	20.3	6.2	531.2	448.4

OFFENSE

		Rushing				Receiving				Passing				Kick Return				Punt Return				Total		
Date	Opponent	No.	Yds	TD	Lg	No.	Yds	TD	Lg	Cmp	Att	Int	Yds	TD	Lg	No	Yds	TD	Lg	No	Yds	TD	Lg	Off.
Sept. 02	TEMPLE	44	422	5	66	17	184	2	34	17	30	1	184	2	34	2	48	0	30	1	0	0	0	606
Sept. 09	GEORGIA	37	55	1	8	20	210	0	32	20	40	0	210	0	32	4	84	0	36	3	-3	0	1	265
Sept. 16	at Boston College	51	515	7	65	11	96	0	33	11	27	1	96	0	33	0	0	0	0	4	5	0	4	611
Sept. 23	at Michigan State	40	182	3	32	14	173	1	40	14	20	0	173	1	40	3	83	0	38	1	0	0	0	355
Sept. 30	MIAMI (OHIO)	39	333	4	73	10	170	3	54	10	23	0	170	3	54	2	26	0	15	0	0	0	0	503
Oct. 07	at North Carolina	57	341	3	73	17	146	1	23	17	31	2	146	1	23	3	63	0	26	4	44	0	23	487
Oct. 21	USC	47	377	5	84	9	120	2	26	9	22	0	120	2	26	3	53	0	32	3	34	0	18	497
Oct. 28	NC STATE	54	318	2	77	10	104	2	25	10	19	0	104	2	25	3	73	0	32	3	11	0	15	422
Nov. 04	WAKE FOREST	46	380	4	50	23	330	2	44	23	38	0	330	2	44	3	83	0	52	1	12	0	12	710
Nov. 11	at Miami (FL)	36	109	0	20	13	152	1	23	13	27	3	152	1	23	4	82	0	28	1	-3	0	0	261
Nov. 18	NAVY	31	163	1	30	9	164	2	30	9	18	0	164	2	30	4	66	0	24	1	-5	0	0	327
Nov. 25	at Stanford	44	154	0	14	12	261	2	83	12	29	2	261	2	83	2	30	0	18	2	61	0	41	415
Jan. 01	vs LSU	33	154	0	31	17	216	2	55	17	28	1	216	2	55	2	21	0	21	1	0	0	0	370
Notre Dame		559	3503	35	84	182	2326	20	83	182	352	10	2326	20	83	35	712	0	52	25	156	0	41	5829
Opponent		506	2008	9	52	252	2791	23	42	252	445	10	2791	23	42	57	1286	0	58	27	227	1	28	4799

DEFENSE

		Tackles			Sacks		Fumbles	Pass Defense			PATs						
Date	Opponent	Solo	Asst	Total	TFL-Yds	No-Yds	FF	FR-Yds	Int-Yds	QBH	Brk	Blocks	A-M	Run	Rcv	Saf	Pts
Sept. 02	TEMPLE	44	36	80	11.0-39	3.0-20	1	1-15	0-0	4	3	0	7-7	0	0	0	49
Sept. 09	GEORGIA	40	34	74	6.0-17	2.0-8	0	1-0	1-0	5	2	0	1-1	0	0	0	19
Sept. 16	at Boston College	44	48	92	5.0-12	1.0-6	2	1-0	2-0	3	3	0	7-7	0	0	0	49
Sept. 23	at Michigan State	36	44	80	4.0-16	2.0-12	2	2-0	1-59	5	3	0	5-5	0	0	0	38
Sept. 30	MIAMI (OHIO)	41	26	67	4.0-18	3.0-16	1	1-0	1-42	5	6	0	7-7	0	0	0	52
Oct. 07	at North Carolina	34	22	56	5.0-25	2.0-19	1	2-16	1-5	11	7	0	4-4	0	0	1	33
Oct. 21	USC	41	34	75	10.0-38	5.0-28	1	2-0	1-14	7	2	0	7-7	0	0	0	49
Oct. 28	NC STATE	30	26	56	5.0-22	1.0-6	0	0-0	1-69	6	7	0	5-5	0	0	0	35
Nov. 04	WAKE FOREST	44	40	84	7.0-14	1.0-3	0	0-0	1-25	8	5	0	6-6	0	0	0	48
Nov. 11	at Miami (FL)	42	20	62	6.0-11	0.0-0	0	0-0	0-0	1	2	0	0-0	1	0	0	8
Nov. 18	NAVY	55	40	95	3.0-5	0.0-0	0	0-0	1-(-5)	1	2	0	3-3	0	0	0	24
Nov. 25	at Stanford	40	24	64	9.0-13	2.0-5	0	0-0	0-0	3	6	0	2-2	0	0	0	20
Jan. 01	vs LSU	29	58	87	4.0-21	2.0-12	0	0-0	0-0	4	4	0	1-1	0	1	0	21
Notre Dame		520	452	972	79.0-251	24.0-135	8	10-31	10-209	63	52	0	55-55	1	1	1	445
Opponent		484	420	904	76.0-246	29.0-141	7	7-0	10-158	49	46	1	31-31	0	1	0	279

KICKING

Date	Opponent	Punting				Field Goals				Kickoffs					
		No	Yds	Avg	Long	Blkd	TB	FC	50+	I20	A-M	Lg	Blkd	No	Yds
Sept. 02	TEMPLE	2	104	52.0	54	0	0	0	2	0	0-2	0	0	8	505
Sept. 09	GEORGIA	9	424	47.1	59	0	1	3	4	2	4-4	42	0	6	379
Sept. 16	at Boston College	7	323	46.1	57	0	0	3	4	3	0-0	0	0	8	486
Sept. 23	at Michigan State	4	153	38.2	56	0	1	2	1	3	1-1	46	0	7	441
Sept. 30	MIAMI (OHIO)	4	132	33.0	43	0	0	2	0	0	1-2	43	0	9	545
Oct. 07	at North Carolina	6	300	50.0	57	0	1	0	3	2	1-1	29	0	6	364
Oct. 21	USC	6	250	41.7	50	0	0	0	1	2	0-0	0	0	8	511
Oct. 28	NC STATE	7	242	34.6	47	1	1	2	0	1	0-0	0	0	6	359
Nov. 04	WAKE FOREST	2	87	43.5	44	0	0	0	0	2	2-3	34	0	9	574
Nov. 11	at Miami (FL)	6	235	39.2	50	0	0	4	1	1	0-0	0	0	2	126
Nov. 18	NAVY	3	109	36.3	45	0	0	1	0	1	1-1	29	0	5	308
Nov. 25	at Stanford	5	226	45.2	54	0	0	0	1	1	2-2	38	0	5	318
Jan. 01	vs LSU	4	184	46.0	48	0	0	0	0	1	2-2	49	0	5	260
Notre Dame		65	2769	42.6	59	1	4	17	17	19	14-18	49	0	84	5176
Opponent		75	3202	42.7	65	0	6	26	21	33	14-22	41	0	59	3589



GAME-BY-GAME STATS - NOTRE DAME OPPONENTS

OVERALL

Games Played	Avg. Per Rush	Avg. Per Catch	Pass Efficiency	Kick Ret. Avg.	Punt Ret. Avg.	A.P. Avg. Per Gm.	Avg. Total Off.
13	4.0	11.1	121.88	22.6	8.4	497.7	369.2

OFFENSE

		Rushing				Receiving				Passing				Kick Return				Punt Return				Total
Date	Opponent	No.	Yds	TD	Lg	No.	Yds	TD	Lg	Cmp-Att-Int	Yds	TD	Lg	No	Yds	TD	Lg	No	Yds	TD	Lg	Off.
Sept. 02	TEMPLE	37	85	0	17	19	245	2	29	19-35-0	245	2	29	6	142	0	30	2	2	0	2	330
Sept. 09	GEORGIA	43	185	1	40	16	141	1	31	16-29-1	141	1	31	4	111	0	38	3	21	0	28	326
Sept. 16	at Boston College	44	185	0	29	24	215	2	22	24-41-2	215	2	22	4	80	0	30	2	19	0	13	400
Sept. 23	at Michigan State	32	151	0	52	32	345	2	25	32-53-1	345	2	25	4	106	0	32	0	0	0	0	496
Sept. 30	MIAMI (OHIO)	33	115	0	27	19	262	2	34	19-37-1	262	2	34	7	163	0	34	0	0	0	0	377
Oct. 07	at North Carolina	28	86	0	16	19	179	1	25	19-42-1	179	1	25	2	36	0	24	4	45	0	20	265
Oct. 21	USC	31	76	0	18	25	260	2	34	25-36-1	260	2	34	6	144	0	38	4	48	0	21	336
Oct. 28	NC STATE	24	50	0	14	17	213	1	42	17-37-1	213	1	42	5	118	0	58	2	22	1	11	263
Nov. 04	WAKE FOREST	40	239	3	32	30	348	2	37	30-48-1	348	2	37	6	139	0	27	1	0	0	0	587
Nov. 11	at Miami (FL)	42	237	3	40	15	137	1	28	15-24-0	137	1	28	2	28	0	19	2	28	0	17	374
Nov. 18	NAVY	72	277	1	19	3	41	1	21	3-8-1	41	1	21	4	94	0	27	0	0	0	0	318
Nov. 25	at Stanford	38	152	1	31	14	176	4	29	14-22-0	176	4	29	4	104	0	29	4	38	0	16	328
Jan. 01	vs LSU	42	170	0	31	19	229	2	30	19-33-0	229	2	30	3	21	0	14	3	4	0	2	399
Opponent		506	2008	9	52	252	2791	23	42	252-445-10	2791	23	42	57	1286	0	58	27	227	1	28	4799
Notre Dame		559	3503	35	84	182	2326	20	83	182-352-10	2326	20	83	35	712	0	52	25	156	0	41	5829

DEFENSE

		Tackles				Sacks		Fumbles		Pass Defense			PATs				
Date	Opponent	Solo	Asst	Total	TFL-Yds	No-Yds	FF	FR-Yds	Int-Yds	QBH	Brk	Blocks	A-M	Run	Rcv	Saf	Pts
Sept. 02	TEMPLE	37	32	69	4.0-12	2.0-7	0	0-0	1-43	6	3	0	1-1	0	0	0	16
Sept. 09	GEORGIA	42	34	76	9.0-33	3.0-24	3	2-0	0-0	7	3	0	2-2	0	0	0	20
Sept. 16	at Boston College	38	40	78	2.0-7	0.0-0	0	1-0	1-18	3	3	0	2-2	0	0	0	20
Sept. 23	at Michigan State	28	44	72	7.0-18	1.0-5	0	0-0	0-0	3	1	0	1-1	0	1	0	18
Sept. 30	MIAMI (OHIO)	32	20	52	4.0-16	2.0-10	0	0-0	0-0	1	3	0	2-2	0	0	0	17
Oct. 07	at North Carolina	49	46	95	5.0-12	1.0-2	0	0-0	2-2	8	5	0	1-1	0	0	0	10
Oct. 21	USC	35	28	63	5.0-16	1.0-10	0	0-0	0-0	4	3	0	2-2	0	0	0	14
Oct. 28	NC STATE	43	40	83	9.0-25	2.0-7	0	0-0	0-0	1	4	1	2-2	0	0	0	14
Nov. 04	WAKE FOREST	49	26	75	4.0-12	1.0-4	1	0-0	0-0	5	4	0	4-4	0	0	0	37
Nov. 11	at Miami (FL)	33	34	67	9.0-29	5.0-21	1	1-0	3-85	3	5	0	5-5	0	0	0	41
Nov. 18	NAVY	28	20	48	1.0-3	1.0-3	1	1-0	0-0	1	3	0	2-2	0	0	0	17
Nov. 25	at Stanford	37	36	73	10.0-24	6.0-20	1	1-0	2-6	4	4	0	5-5	0	0	0	38
Jan. 01	vs LSU	33	20	53	7.0-39	4.0-28	0	1-0	1-4	3	5	0	2-2	0	0	0	17
Opponent		484	420	904	76.0-246	29.0-141	7	7-0	10-158	49	46	1	31-31	0	1	0	279
Notre Dame		520	452	972	79.0-251	24.0-135	8	10-31	10-209	63	52	0	55-55	1	1	1	445

KICKING

		Punting							Field Goals					Kickoffs				
Date	Opponent	No	Yds	Avg	Long	Blkd	TB	FC	50+	I20	A-M	Lg	Blkd	No	Yds	Avg	TB	OB
Sept. 02	TEMPLE	6	226	37.7	46	0	0	3	0	2	1-2	36	0	4	232	58.0	1	0
Sept. 09	GEORGIA	8	352	44.0	56	0	0	4	1	4	2-3	30	0	5	313	62.6	1	0
Sept. 16	at Boston College	8	307	38.4	51	0	0	3	1	7	2-2	41	0	5	325	65.0	5	0
Sept. 23	at Michigan State	3	147	49.0	57	0	2	0	1	0	1-1	40	0	3	189	63.0	0	0
Sept. 30	MIAMI (OHIO)	5	179	35.8	49	0	1	2	0	2	1-1	38	0	4	185	46.2	0	1
Oct. 07	at North Carolina	9	436	48.4	60	0	1	1	6	3	1-1	34	0	4	270	67.5	1	0
Oct. 21	USC	6	258	43.0	53	0	1	2	1	1	0-1	0	0	3	187	62.3	0	0
Oct. 28	NC STATE	8	356	44.5	56	0	0	2	3	3	0-0	0	0	3	179	59.7	0	0
Nov. 04	WAKE FOREST	5	205	41.0	57	0	0	2	1	3	1-2	34	0	5	299	59.8	1	1
Nov. 11	at Miami (FL)	4	154	38.5	51	0	0	2	1	2	2-3	30	0	8	512	64.0	4	0
Nov. 18	NAVY	1	43	43.0	43	0	0	0	0	0	1-2	39	0	4	215	53.8	0	0
Nov. 25	at Stanford	7	353	50.4	65	0	1	3	6	3	1-1	24	0	7	454	64.9	5	0
Jan. 01	vs LSU	5	186	37.2	47	0	0	2	0	3	1-3	17	0	4	229	57.2	2	0
Opponent		75	3202	42.7	65	0	6	26	21	33	14-22	41	0	59	3589	60.8	20	2
Notre Dame		65	2769	42.6	59	1	4	17	17	19	14-18	49	0	84	5176	61.6	24	3

GAME-BY-GAME COMPARISON STATS

Opponent	Score	First Downs				Rushing		Passing		Total Offense			
		Total	Rush	Pass	Pen	No.-Yards		Comp-Att-Int		Yards	Plays-Yards	Ret. Yds	TO
TEMPLE	49-16	26 / 18	16 / 4	7 / 13	3 / 1	44-422 / 37-85		17-30-1 / 19-35-0		184 / 245	74-606 / 72-330	63 / 187	1 / 1
GEORGIA	19-20	18 / 16	3 / 9	8 / 3	7 / 4	37-55 / 43-185		20-40-0 / 16-29-1		210 / 141	77-265 / 72-326	81 / 132	2 / 2
Boston College	49-20	19 / 22	14 / 10	5 / 12	0 / 0	51-515 / 44-185		11-27-1 / 24-41-2		96 / 215	78-611 / 85-400	5 / 117	2 / 3
Michigan State	38-18	21 / 26	7 / 6	10 / 17	4 / 3	40-182 / 32-151		14-20-0 / 32-53-1		173 / 345	60-355 / 85-496	142 / 106	0 / 3
MIAMI (OHIO)	52-17	21 / 19	10 / 6	7 / 11	4 / 2	39-333 / 33-115		10-23-0 / 19-37-1		170 / 262	62-503 / 70-377	68 / 163	0 / 2
North Carolina	33-10	27 / 13	16 / 6	9 / 6	2 / 1	57-341 / 28-86		17-31-2 / 19-42-1		146 / 179	88-487 / 70-265	128 / 83	2 / 3
USC	49-14	23 / 18	17 / 5	6 / 13	0 / 0	47-377 / 31-76		9-22-0 / 25-36-1		120 / 260	69-497 / 67-336	101 / 192	0 / 3
NC STATE	35-14	25 / 14	15 / 4	6 / 9	4 / 1	54-318 / 24-50		10-19-0 / 17-37-1		104 / 213	73-422 / 61-263	153 / 140	0 / 1
WAKE FOREST	48-37	30 / 34	16 / 13	14 / 20	0 / 1	46-380 / 40-239		23-38-0 / 30-48-1		330 / 348	84-710 / 88-587	120 / 139	0 / 1
Miami (FL)	8-41	13 / 18	4 / 11	9 / 6	0 / 1	36-109 / 42-237		13-27-3 / 15-24-0		152 / 137	63-261 / 66-374	79 / 141	4 / 0
NAVY	24-17	16 / 23	8 / 19	7 / 2	1 / 2	31-163 / 72-277		9-18-0 / 3-8-1		164 / 41	49-327 / 80-318	56 / 94	1 / 1
Stanford	20-38	17 / 18	9 / 7	8 / 8	0 / 3	44-154 / 38-152		12-29-2 / 14-22-0		261 / 176	73-415 / 60-328	91 / 148	3 / 0
LSU	21-17	18 / 22	10 / 10	8 / 12	0 / 0	33-154 / 42-170		17-28-1 / 19-33-0		216 / 229	61-370 / 75-399	21 / 29	2 / 0
Totals	445-279	274 / 261	145 / 110	104 / 132	25 / 19	559-3503 / 506-2008		182-352-10 / 252-445-10		2326 / 2791	911-5829 / 951-4799	1108 / 1671	17 / 20

GAME-BY-GAME COMPARISON STATS

Opponent	3rd Dn. Conv	4th Dn. Conv.	T.O.P.	T.O.P.	Avg. Yds/Rush	Avg. Yds./Pass	Yds / Play	Punt: No.-Avg.	Pen.: No.-Yds.
TEMPLE	6-13 / 5-17	1-2 / 0-2	26:11 / 33:49	-7:38	9.6 / 2.3	6.1 / 7.0	8.2 / 4.6	2-52.0 / 6-37.7	4-20 / 6-42
GEORGIA	3-17 / 4-17	1-1 / 0-0	27:18 / 32:42	-5:24	1.5 / 4.3	5.2 / 4.9	3.4 / 4.5	9-47.1 / 8-44.0	8-63 / 12-127
Boston College	9-18 / 4-17	0-1 / 1-2	29:35 / 30:25	-0:50	10.1 / 4.2	3.6 / 5.2	7.8 / 4.7	7-46.1 / 8-38.4	5-45 / 6-35
Michigan State	8-14 / 11-19	0-0 / 1-2	25:57 / 34:03	-8:06	4.6 / 4.7	8.6 / 6.5	5.9 / 5.8	4-38.2 / 3-49.0	6-65 / 9-97
MIAMI (OHIO)	5-13 / 6-15	2-2 / 0-2	24:27 / 35:33	-11:06	8.5 / 3.5	7.4 / 7.1	8.1 / 5.4	4-33.0 / 5-35.8	5-60 / 9-90
North Carolina	5-16 / 6-18	3-4 / 0-1	36:32 / 23:28	13:04	6.0 / 3.1	4.7 / 4.3	5.5 / 3.8	6-50.0 / 9-48.4	10-80 / 10-104
USC	7-13 / 4-13	0-0 / 1-2	28:24 / 31:36	-3:12	8.0 / 2.5	5.5 / 7.2	7.2 / 5.0	6-41.7 / 6-43.0	7-51 / 7-40
NC STATE	9-16 / 5-16	0-0 / 0-2	34:17 / 25:43	8:34	5.9 / 2.1	5.5 / 5.8	5.8 / 4.3	7-34.6 / 8-44.5	4-29 / 12-89
WAKE FOREST	8-16 / 6-14	1-3 / 1-1	31:53 / 28:07	3:46	8.3 / 6.0	8.7 / 7.2	8.5 / 6.7	2-43.5 / 5-41.0	5-40 / 3-15
Miami (FL)	6-16 / 2-13	1-2 / 3-3	26:01 / 33:59	-7:58	3.0 / 5.6	5.6 / 5.7	4.1 / 5.7	6-39.2 / 4-38.5	6-49 / 1-5
NAVY	4-8 / 8-18	0-0 / 4-6	17:18 / 42:42	-25:24	5.3 / 3.8	9.1 / 5.1	6.7 / 4.0	3-36.3 / 1-43.0	3-35 / 2-16
Stanford	8-19 / 2-11	1-2 / 0-0	28:36 / 31:24	-2:48	3.5 / 4.0	9.0 / 8.0	5.7 / 5.5	5-45.2 / 7-50.4	8-81 / 3-30
LSU	6-13 / 10-19	0-1 / 0-1	22:28 / 37:32	-15:04	4.7 / 4.0	7.7 / 6.9	6.1 / 5.3	4-46.0 / 5-37.2	4-15 / 5-27
Totals	84-192 / 73-207	10-18 / 11-24	358:57 / 421:03	-62:06	6.3 / 4.0	6.6 / 6.3	6.4 / 5.0	65-42.6 / 75-42.7	75-633 / 85-717

Note: Game totals are displayed in the format TEAM / OPPONENT for each category.



RED ZONE STATS

NOTRE DAME INSIDE OPPONENT RED ZONE

Totals: 42 of 46 (91.3%). Touchdown Totals: 35 of 46 (76.1%).

If Failed to Score...																
Date	Opponent	Result	Score	Trips	Scores	Pts	TDs	Rush TD	Pass TD	FG M	FGA	Down	Int	Fumb	Half	Game
Sept. 02	TEMPLE	W	49-16	6	6	42	6	4	2	0	0	0	0	0	0	0
Sept. 09	GEORGIA	L	19-20	3	3	13	1	1	0	2	0	0	0	0	0	0
Sept. 16	at Boston College	W	49-20	6	6	42	6	6	0	0	0	0	0	0	0	0
Sept. 23	at Michigan State	W	38-18	4	4	28	4	3	1	0	0	0	0	0	0	0
Sept. 30	MIAMI (OHIO)	W	52-17	3	3	21	3	1	2	0	0	0	0	0	0	0
Oct. 07	at North Carolina	W	33-10	4	2	10	1	0	1	1	0	0	1	0	1	0
Oct. 21	USC	W	49-14	4	4	28	4	4	0	0	0	0	0	0	0	0
Oct. 28	NC STATE	W	35-14	3	2	14	2	1	1	0	0	0	0	0	1	0
Nov. 04	WAKE FOREST	W	48-37	6	6	34	4	3	1	2	0	0	0	0	0	0
Nov. 11	at Miami (FL)	L	8-41	1	1	8	1	0	1	0	0	0	0	0	0	0
Nov. 18	NAVY	W	24-17	3	3	17	2	1	1	1	0	0	0	0	0	0
Nov. 25	at Stanford	L	20-38	2	1	3	0	0	0	1	0	1	0	0	0	0
Jan. 01	vs LSU	W	21-17	1	1	8	1	0	1	0	0	0	0	0	0	0
Totals				46	42	268	35	24	11	7	0	1	1	0	2	0

OPPONENTS INSIDE NOTRE DAME RED ZONE

Totals: 37 of 46 (80.4%). Touchdown Totals: 24 of 46 (52.2%).

If Failed to Score...																
Date	Opponent	Result	Score	Trips	Scores	Pts	TDs	Rush TD	Pass TD	FG M	FGA	Down	Int	Fumb	Half	Game
Sept. 02	TEMPLE	W	49-16	4	3	16	2	0	2	1	1	0	0	0	0	0
Sept. 09	GEORGIA	L	19-20	4	4	20	2	1	1	2	0	0	0	0	0	0
Sept. 16	at Boston College	W	49-20	3	3	13	1	0	1	2	0	0	0	0	0	0
Sept. 23	at Michigan State	W	38-18	5	2	10	1	0	1	1	0	1	0	1	1	0
Sept. 30	MIAMI (OHIO)	W	52-17	2	2	10	1	0	1	1	0	0	0	0	0	0
Oct. 07	at North Carolina	W	33-10	2	1	3	0	0	0	1	0	0	0	1	0	0
Oct. 21	USC	W	49-14	3	2	14	2	0	2	0	1	0	0	0	0	0
Oct. 28	NC STATE	W	35-14	2	1	7	1	0	1	0	0	1	0	0	0	0
Nov. 04	WAKE FOREST	W	48-37	4	4	24	3	2	1	1	0	0	0	0	0	0
Nov. 11	at Miami (FL)	L	8-41	6	6	34	4	3	1	2	0	0	0	0	0	0
Nov. 18	NAVY	W	24-17	3	2	14	2	1	1	0	1	0	0	0	0	0
Nov. 25	at Stanford	L	20-38	5	5	31	4	1	3	1	0	0	0	0	0	0
Jan. 01	vs LSU	W	21-17	3	2	10	1	0	1	1	1	0	0	0	0	0
Totals				46	37	206	24	8	16	13	4	2	0	2	1	0

Here Come the Irish

The Fighting Irish

Coaches and Staff

2017 Season in Review

History and Records

University and Media Information

CONVERSION & POSSESSION STATS

NOTRE DAME THIRD DOWN CONVERSIONS

Date	Opponent	Result	Score	Overall	1st Quarter	2nd Quarter	3rd Quarter	4th Quarter	Overtime
Sept. 02	TEMPLE	W	49-16	6-13 46.2%	1-2 50.0%	2-4 50.0%	2-4 50.0%	1-3 33.3%	
Sept. 09	GEORGIA	L	19-20	3-17 17.6%	0-4 0.0%	0-4 0.0%	1-4 25.0%	2-5 40.0%	
Sept. 16	at Boston College	W	49-20	9-18 50.0%	1-4 25.0%	2-5 40.0%	4-5 80.0%	2-4 50.0%	
Sept. 23	at Michigan State	W	38-18	8-14 57.1%	1-2 50.0%	4-6 66.7%	1-2 50.0%	2-4 50.0%	
Sept. 30	MIAMI (OHIO)	W	52-17	5-13 38.5%	2-4 50.0%	1-3 33.3%	0-2 0.0%	2-4 50.0%	
Oct. 07	at North Carolina	W	33-10	5-16 31.2%	2-6 33.3%	1-4 25.0%	1-3 33.3%	1-3 33.3%	
Oct. 21	USC	W	49-14	7-13 53.8%	0-2 0.0%	5-7 71.4%	1-1 100.0%	1-3 33.3%	
Oct. 28	NC STATE	W	35-14	9-16 56.2%	0-3 0.0%	5-6 83.3%	0-1 0.0%	4-6 66.7%	
Nov. 04	WAKE FOREST	W	48-37	8-16 50.0%	2-3 66.7%	4-7 57.1%	2-5 40.0%	0-1 0.0%	
Nov. 11	at Miami (FL)	L	8-41	6-16 37.5%	2-6 33.3%	1-5 20.0%	2-3 66.7%	1-2 50.0%	
Nov. 18	NAVY	W	24-17	4-8 50.0%	1-3 33.3%	1-2 50.0%	0-0 0.0%	2-3 66.7%	
Nov. 25	at Stanford	L	20-38	8-19 42.1%	2-4 50.0%	2-6 33.3%	1-3 33.3%	3-6 50.0%	
Jan. 01	vs LSU	W	21-17	6-13 46.2%	1-5 20.0%	1-3 33.3%	2-3 66.7%	2-2 100.0%	
Notre Dame				84-192 43.8%	15-48 31.2%	29-62 46.8%	17-36 47.2%	23-46 50.0%	0-0 0.0%
Opponents				73-207 35.3%	15-47 31.9%	21-55 38.2%	16-52 30.8%	21-53 39.6%	0-0 0.0%

NOTRE DAME FOURTH DOWN CONVERSIONS

Date	Opponent	Result	Score	Overall	1st Quarter	2nd Quarter	3rd Quarter	4th Quarter	Overtime
Sept. 02	TEMPLE	W	49-16	1-2 50.0%	0-0 0.0%	0-0 0.0%	0-0 0.0%	1-2 50.0%	
Sept. 09	GEORGIA	L	19-20	1-1 100.0%	0-0 0.0%	0-0 0.0%	1-1 100.0%	0-0 0.0%	
Sept. 16	at Boston College	W	49-20	0-1 0.0%	0-0 0.0%	0-1 0.0%	0-0 0.0%	0-0 0.0%	
Sept. 23	at Michigan State	W	38-18	0-0 0.0%	0-0 0.0%	0-0 0.0%	0-0 0.0%	0-0 0.0%	
Sept. 30	MIAMI (OHIO)	W	52-17	2-2 100.0%	1-1 100.0%	1-1 100.0%	0-0 0.0%	0-0 0.0%	
Oct. 07	at North Carolina	W	33-10	3-4 75.0%	1-2 50.0%	0-0 0.0%	0-0 0.0%	2-2 100.0%	
Oct. 21	USC	W	49-14	0-0 0.0%	0-0 0.0%	0-0 0.0%	0-0 0.0%	0-0 0.0%	
Oct. 28	NC STATE	W	35-14	0-0 0.0%	0-0 0.0%	0-0 0.0%	0-0 0.0%	0-0 0.0%	
Nov. 04	WAKE FOREST	W	48-37	1-3 33.3%	0-0 0.0%	0-1 0.0%	1-2 50.0%	0-0 0.0%	
Nov. 11	at Miami (FL)	L	8-41	1-2 50.0%	0-0 0.0%	1-1 100.0%	0-0 0.0%	0-1 0.0%	
Nov. 18	NAVY	W	24-17	0-0 0.0%	0-0 0.0%	0-0 0.0%	0-0 0.0%	0-0 0.0%	
Nov. 25	at Stanford	L	20-38	1-2 50.0%	0-0 0.0%	0-0 0.0%	0-0 0.0%	1-2 50.0%	
Jan. 01	vs LSU	W	21-17	0-1 0.0%	0-0 0.0%	0-0 0.0%	0-0 0.0%	0-0 0.0%	
Notre Dame				10-18 55.6%	2-4 50.0%	2-4 50.0%	2-3 66.7%	4-7 57.1%	0-0 0.0%
Opponents				11-24 45.8%	1-2 50.0%	1-2 50.0%	4-8 50.0%	5-12 41.7%	0-0 0.0%

NOTRE DAME TIME OF POSSESSION

Date	Opponent	Result	Score	Overall	1st Quarter	2nd Quarter	3rd Quarter	4th Quarter	Overtime
Sept. 02	TEMPLE	W	49-16	26:11	5:39	7:09	7:34	5:49	
Sept. 09	GEORGIA	L	19-20	27:18	7:52	6:29	5:39	7:18	
Sept. 16	at Boston College	W	49-20	29:35	6:30	7:17	7:56	7:52	
Sept. 23	at Michigan State	W	38-18	25:57	5:27	7:13	6:31	6:46	
Sept. 30	MIAMI (OHIO)	W	52-17	24:27	6:36	7:02	3:34	7:15	
Oct. 07	at North Carolina	W	33-10	36:32	11:37	6:30	6:09	9:57	
Oct. 21	USC	W	49-14	28:24	7:42	9:12	4:13	7:17	
Oct. 28	NC STATE	W	35-14	34:17	6:54	9:44	4:50	7:51	
Nov. 04	WAKE FOREST	W	48-37	31:53	7:19	9:57	7:07	7:30	
Nov. 11	at Miami (FL)	L	8-41	26:01	7:17	8:37	6:41	3:26	
Nov. 18	NAVY	W	24-17	17:18	4:20	5:13	1:48	5:57	
Nov. 25	at Stanford	L	20-38	28:36	6:18	8:13	6:44	7:21	
Jan. 01	vs LSU	W	21-17	22:28	8:07	3:11	6:39	4:31	
Notre Dame				358:57	91:38	95:47	75:25	96:07	
Notre Dame Avg.				27:36	7:02	7:22	5:48	7:23	
Opponents				421:03	103:22	99:13	119:35	98:53	
Opponents Avg.				32:23	7:57	7:37	9:11	7:36	



SCORING DRIVES

NOTRE DAME

Game	Qtr	Pts	Plays	Yds	TOP	Scoring Play
TEM	1	7	2	70	0:33	Adams 37 rush
TEM	1	7	7	59	2:44	Wimbush 8 rush
TEM	1	7	3	72	1:10	Weishar 12 pass from Wimbush
TEM	2	7	8	76	3:40	St. Brown's pass from Wimbush
TEM	3	7	8	80	3:03	Jones Jr. 7 rush
TEM	4	7	6	34	2:27	Adams 1 rush
TEM	4	7	3	69	0:53	Williams 1 rush
UGA	1	3	7	53	2:12	Yoon 39 field goal
UGA	2	7	4	32	0:53	Wimbush 1 rush
UGA	2	3	6	40	2:31	Yoon 42 field goal
UGA	3	3	9	33	2:16	Yoon 37 field goal
UGA	3	3	17	73	4:43	Yoon 28 field goal
BC	1	7	4	75	1:24	Wimbush 2 rush
BC	2	7	7	92	1:55	Wimbush 9 rush
BC	3	7	9	70	2:36	Jones Jr. 1 rush
BC	3	7	4	75	1:34	Wimbush 3 rush
BC	3	7	5	83	1:59	Wimbush 65 rush
BC	4	7	2	35	0:28	Williams 3 rush
BC	4	7	5	33	1:16	Williams 15 rush
MSU	1	7	7	78	1:55	Wimbush 16 rush
MSU	1	7	0	0	0:00	Love 59 interception return
MSU	2	7	6	24	2:23	Williams 8 pass from Wimbush
MSU	2	7	5	80	1:34	Williams 14 rush
MSU	3	7	8	62	3:19	McIntosh 9 rush
MSU	4	3	10	66	5:01	Yoon 46 goal
MIA-OH	1	7	2	73	0:25	Adams 73 rush
MIA-OH	1	7	7	36	1:43	Wimbush 1 rush
MIA-OH	1	7	4	71	1:53	Adams 59 rush
MIA-OH	1	7	5	30	1:35	Claypool 7 pass from Wimbush
MIA-OH	2	7	5	57	1:20	St. Brown 14 pass from Wimbush
MIA-OH	2	3	8	44	4:00	Yoon 43 field goal
MIA-OH	2	7	5	81	1:42	Boykin 54 pass from Wimbush
MIA-OH	4	7	7	87	2:20	McIntosh 26-yard rush
UNC	1	7	15	80	4:57	Smith 6 pass from Book
UNC	1	7	2	73	0:17	Adams 73-yard rush
UNC	1	2	--	--	--	J. Hayes safety

OPPONENT

Game	Qtr	Pts	Plays	Yds	TOP	Scoring Play
TEM	1	3	9	57	3:27	Jones 36 field goal
TEM	2	7	11	75	5:00	Kirkwood 12 pass from Marchi
TEM	3	7	11	70	4:17	Yancy 11 pass from Marchi
UGA	1	3	6	71	2:33	Blankenship 27 field goal
UGA	2	7	12	62	5:39	Godwin 5 pass from Fromm
UGA	3	7	7	75	1:48	Michel 6 rush
UGA	4	3	9	63	3:13	Blankenship 30 field goal
BC	1	3	10	32	4:16	Lichtenberg 38 field goal
BC	2	7	9	85	3:01	Callinan 22 pass from Brown
BC	3	3	5	9	2:19	Lichtenberg 41 field goal
BC	4	7	14	74	4:39	Callinan 14 pass from Brown
MSU	1	7	7	75	4:00	Stewart 4 pass from Lewerke
MSU	3	3	9	53	3:38	Coghlin 40 field goal
MSU	4	7	7	71	1:35	Holmes 25 pass from Lewerke
MIA-OH	1	7	8	73	3:37	Gardner 34 pass from Ragland
MIA-OH	2	7	5	57	2:41	Gardner 14 pass from Ragland
MIA-OH	3	3	9	49	3:36	Sloman 38 field goal
UNC	1	7	6	47	1:49	Ratliff 25 pass from Surratt
UNC	4	3	16	56	4:31	Jones 34 field goal
USC	3	7	12	77	5:00	Mitchell 5 pass from Darnold
USC	3	7	6	73	2:40	Burnett 16 pass from Darnold
NCST	1	7	--	--	--	Pratt 0 blocked punt return
NCST	2	7	7	71	2:46	Harmon 15 pass from Finley
WF	1	3	14	82	4:11	Weaver 34 field goal
WF	2	7	3	69	0:40	Wolford 20 rush

NOTRE DAME

Game	Qtr	Pts	Plays	Yds	TOP	How
UNC	3	3	7	5	2:47	Yoon 29 field goal
UNC	3	7	2	46	0:28	McIntosh 35 rush
UNC	4	7	11	75	5:06	McIntosh 24 rush
USC	1	7	3	51	1:04	St. Brown 26 pass from Wimbush
USC	1	7	10	79	3:19	Stepherson 23 pass from Wimbush
USC	2	7	3	9	0:36	Adams 3 rush
USC	2	7	7	59	3:08	Wimbush 4 rush
USC	3	7	8	65	3:54	Wimbush 7 rush
USC	3	7	1	84	0:19	Adams 84 rush
USC	4	7	5	52	1:37	Adams 14 rush
NCST	1	7	2	60	0:29	Smythe 25 pass from Wimbush
NCST	2	7	14	72	5:11	Wimbush 3 rush
NCST	2	7	8	60	2:18	Stepherson 11 pass from Wimbush
NCST	3	7	--	--	--	Love 69 interception return
NCST	3	7	2	77	0:16	Adams 77 rush
WF	1	7	7	48	2:20	Wimbush 6 rush
WF	2	3	9	70	3:38	Yoon 34 field goal
WF	2	7	1	5	0:05	Jones Jr. 5 rush
WF	2	7	5	65	1:35	Wimbush 50 rush
WF	2	7	9	99	2:47	Weishar 1 pass from Book
WF	3	3	12	52	4:00	Yoon 22 field goal
WF	3	7	4	78	0:50	Claypool 34 pass from Wimbush
WF	4	7	9	85	3:51	McIntosh 2 rush
UM	3	7	10	80	4:50	Mack 14 pass from Wimbush
NAVY	1	3	11	58	2:51	Yoon 29 field goal
NAVY	2	7	7	62	1:00	Wimbush 2 rush
NAVY	3	7	5	78	1:28	Stepherson 30 pass from Wimbush
NAVY	4	7	11	80	3:31	Stepherson 9 pass from Wimbush
STAN	1	7	3	86	0:39	Stepherson 83 pass from Wimbush
STAN	2	3	15	69	4:34	Yoon 38-yard field goal
STAN	3	7	1	75	0:12	St. Brown 75 pass from Wimbush
STAN	3	3	4	-2	2:43	Yoon 38 field goal
LSU	2	3	11	51	1:56	Yoon 46 field goal
LSU	3	3	5	18	2:20	Yoon 49 field goal
LSU	4	8	10	75	3:24	Young 6 pass from Book
LSU	4	7	3	73	0:35	Boykin 55 pass from Book

OPPONENT

Game	Qtr	Pts	Plays	Yds	TOP	How
WF	3	7	6	63	1:32	Bachman 30 pass from Wolford
WF	3	7	6	75	1:34	Colburn 24-yard rush
WF	4	7	12	70	2:54	Freudenthal 11 pass from Wolford
WF	4	7	14	90	4:36	Robinson 2 rush
UM	1	7	8	58	3:04	Berrios 7 pass from Rosier
UM	1	7	2	32	0:36	Rosier 16 rush
UM	2	3	9	48	2:37	Badgley 23 field goal
UM	2	3	4	-4	1:24	Badgley 30 field goal
UM	2	7	--	--	--	Bandy 65 interception return
UM	3	7	9	90	4:30	Dallas 4 rush
UM	4	7	8	30	4:50	Dallas 4 rush
NAVY	1	3	13	49	7:10	White 38 field goal
NAVY	1	7	11	39	5:02	Abey 1 rush
NAVY	3	7	15	72	7:59	Scott 12 pass from Abey
STAN	1	7	5	72	2:49	Irwin 29 pass from Costello
STAN	2	7	6	55	2:40	Arcega-Whiteside 4 pass from Costello
STAN	3	3	9	64	4:19	Toner 24 field goal
STAN	4	7	7	70	2:31	Smith 19 pass from Costello
STAN	4	7	3	29	1:22	Schultz 12 pass from Costello
STAN	4	7	4	18	2:06	Scarlett 3 rush
LSU	3	7	5	43	2:16	Guice 20 pass from Etling
LSU	4	7	12	75	6:34	Guice 2 yd pass from Etling
LSU	4	3	12	76	5:46	Gonsoulin 17 field goal

NOTRE DAME GAME-BY-GAME OFFENSE

NOTRE DAME GAME-BY-GAME RUSHING

	No.-Yds/TD	TEM	UGA	BC	MSU	MIAMI	NC	USC	NCST	WF	UM	NAVY	STAN	LSU
33 Josh Adams, RB	206-1430/9	19-161/2	19-53/0	18-229/0	9-56/0	8-159/2	13-118/1	19-191/3	27-202/1	5-22/0	16-40/0	18-106/0	20-49/0	15-44/0
7 Brandon Wimbush, QB	141-803/14	12-106/1	16-1/1	21-207/4	8-52/1	11-36/1	DNP	14-106/2	7-21/1	12-110/2	11-24/0	8-41/1	17-61/0	4-38/0
38 Deon McIntosh, RB	65-368/5	DNP	DNP	4-24/0	12-35/1	12-47/1	12-124/2	4-11/0	11-63/0	9-63/1	1-1/0	DNP	DNP	DNP
2 Dexter Williams, RB	39-360/4	6-124/1	0-0/0	6-50/2	8-40/1	DNP	DNP	DNP	8-33/0	3-33/0	3-23/0	0-0/0	3-21/0	2-36/0
34 Tony Jones Jr., RB	44-232/3	6-19/1	1-1/0	2-5/1	DNP	4-48/0	9-31/0	5-37/0	0-0/0	10-59/1	2-12/0	3-20/0	1-2/0	1-0/0
12 Ian Book, QB	37-207/0	DNP	1-2/0	0-0/0	1-1/0	3-37/0	12-45/0	2-11/0	DNP	3-54/0	2-10/0	DNP	2-11/0	11-36/0
29 Kevin Stepherson, WR	5-76/0	DNP	DNP	DNP	DNP	0-0/0	0-0/0	2-24/0	0-0/0	2-42/0	0-0/0	0-0/0	1-10/0	DNP
16 C.J. Holmes, RB	8-32/0	DNP	DNP	0-0/0	DNP	DNP	8-32/0	0-0/0	0-0/0	0-0/0	0-0/0	0-0/0	0-0/0	DNP
87 Michael Young, WR	1-6/0	0-0/0	0-0/0	0-0/0	0-0/0	1-6/0	0-0/0	0-0/0	0-0/0	0-0/0	0-0/0	0-0/0	0-0/0	0-0/0
15 Cam Smith, WR	2-5/0	1-12/0	0-0/0	DNP	0-0/0	0-0/0	1--7/0	DNP	DNP	DNP	DNP	DNP	DNP	0-0/0
3 C.J. Sanders, WR	1-0/0	0-0/0	0-0/0	0-0/0	1-0/0	0-0/0	0-0/0	0-0/0	0-0/0	0-0/0	0-0/0	0-0/0	0-0/0	0-0/0
83 Chase Claypool, WR	2--3/0	0-0/0	0-0/0	0-0/0	1--2/0	0-0/0	0-0/0	0-0/0	0-0/0	0-0/0	1--1/0	0-0/0	0-0/0	DNP
Team	8--13/0	DNP	DNP	DNP	0-0/0	DNP	2--2/0	1--3/0	1--1/0	2--3/0	DNP	2--4/0	DNP	0-0/0

NOTRE DAME GAME-BY-GAME RECEIVING

	No.-Yds/TD	TEM	UGA	BC	MSU	MIAMI	NC	USC	NCST	WF	UM	NAVY	STAN	LSU
6 Equanimeous St. Brown, WR	33-515/4	4-80/1	2-16/0	1-3/0	4-61/0	3-42/1	1-9/0	3-29/1	2-13/0	2-36/0	4-68/0	0-0/0	5-111/1	2-47/0
83 Chase Claypool, WR	29-402/2	1-16/0	0-0/0	2-8/0	4-56/0	2-28/1	1-13/0	1-13/0	2-17/0	9-180/1	2-9/0	2-28/0	1-11/0	DNP
29 Kevin Stepherson, WR	19-359/5	DNP	DNP	DNP	DNP	1--3/0	0-0/0	3-58/1	2-24/1	2-22/0	3-43/0	5-103/2	3-112/1	DNP
81 Miles Boykin, WR	12-253/2	DNP	0-0/0	0-0/0	1-12/0	1-54/1	2-18/0	0-0/0	0-0/0	2-14/0	0-0/0	2-33/0	1-20/0	3-102/1
80 Durham Smythe, TE	15-244/1	2-34/0	0-0/0	1-33/0	1-21/0	0-0/0	2-22/0	1-20/0	3-52/1	2-36/0	1-16/0	0-0/0	0-0/0	2-10/0
86 Alizé Mack, TE	19-166/1	2-17/0	2-41/0	5-43/0	2-15/0	0-0/0	6-38/0	0-0/0	0-0/0	DNP	2-12/1	0-0/0	DNP	DNP
10 Chris Finke, WR	6-102/0	0-0/0	3-36/0	0-0/0	0-0/0	1-48/0	0-0/0	1-0/0	0-0/0	0-0/0	0-0/0	0-0/0	0-0/0	1-18/0
33 Josh Adams, RB	13-101/0	0-0/0	6-60/0	2-9/0	0-0/0	0-0/0	1-15/0	0-0/0	1--2/0	0-0/0	0-0/0	0-0/0	0-0/0	3-19/0
15 Cam Smith, WR	8-60/1	3-10/0	4-44/0	DNP	0-0/0	0-0/0	1-6/1	DNP	DNP	DNP	DNP	DNP	DNP	0-0/0
82 Nic Weishar, TE	9-52/2	3-20/1	0-0/0	0-0/0	0-0/0	0-0/0	0-0/0	0-0/0	0-0/0	3-17/1	0-0/0	0-0/0	1-2/0	2-13/0
87 Michael Young, WR	4-18/1	0-0/0	1-4/0	0-0/0	0-0/0	1-6/0	0-0/0	0-0/0	0-0/0	0-0/0	0-0/0	0-0/0	0-0/0	2-8/1
84 Cole Kmet, TE	2-14/0	0-0/0	0-0/0	0-0/0	0-0/0	0-0/0	0-0/0	0-0/0	0-0/0	2-14/0	0-0/0	0-0/0	0-0/0	0-0/0
2 Dexter Williams, RB	2-13/1	0-0/0	0-0/0	0-0/0	1-8/1	DNP	DNP	DNP	0-0/0	0-0/0	0-0/0	0-0/0	1-5/0	0-0/0
34 Tony Jones Jr., RB	6-12/0	1-0/0	2-9/0	0-0/0	DNP	0-0/0	0-0/0	0-0/0	0-0/0	0-0/0	1-4/0	0-0/0	0-0/0	2--1/0
38 Deon McIntosh, RB	3-8/0	DNP	DNP	0-0/0	0-0/0	1--5/0	1-2/0	0-0/0	0-0/0	1-11/0	0-0/0	DNP	DNP	DNP
11 Freddy Canteen, WR	1-7/0	1-7/0	0-0/0	0-0/0	DNP	DNP	DNP	DNP	DNP	DNP	DNP	DNP	DNP	DNP
3 C.J. Sanders, WR	1-0/0	0-0/0	0-0/0	0-0/0	1-0/0	0-0/0	0-0/0	0-0/0	0-0/0	0-0/0	0-0/0	0-0/0	0-0/0	0-0/0

NOTRE DAME GAME-BY-GAME RETURNS

NOTRE DAME GAME-BY-GAME RETURNS - PUNT

	No.-Yds/TD	TEM	UGA	BC	MSU	MIAMI	NC	USC	NCST	WF	UM	NAVY	STAN	LSU
10 Chris Finke, WR	24-156	1-0	3--3	4-5	1-0	-	4-44	3-34	3-11	1-12	1--3	1--5	2-61	-
Team	1-0	DNP	DNP	DNP	-	DNP	-	-	-	-	DNP	-	DNP	1-0

NOTRE DAME GAME-BY-GAME RETURNS - KICKOFF

	No.-Yds/TD	TEM	UGA	BC	MSU	MIAMI	NC	USC	NCST	WF	UM	NAVY	STAN	LSU
3 C.J. Sanders, WR	29-654	2-48	4-84	-	2-65	1-15	3-63	2-42	2-57	3-83	4-82	3-64	2-30	1-21
34 Tony Jones Jr., RB	2-18	-	-	-	DNP	-	-	-	1-16	-	-	1-2	-	-
87 Michael Young, WR	1-18	-	-	-	1-18	-	-	-	-	-	-	-	-	-
84 Cole Kmet, TE	1-11	-	-	-	-	1-11	-	-	-	-	-	-	-	-
29 Kevin Stepherson, WR	1-11	DNP	DNP	DNP	DNP	-	-	1-11	-	-	-	-	DNP	DNP
80 Durham Smythe, TE	1-0	-	-	-	-	-	-	-	-	-	-	-	-	1-0

NOTRE DAME GAME-BY-GAME RETURNS - INTERCEPTION

	No.-Yds/TD	TEM	UGA	BC	MSU	MIAMI	NC	USC	NCST	WF	UM	NAVY	STAN	LSU
27 Julian Love, CB	3-153	-	-	-	1-59	-	-	-	1-69	1-25	-	-	-	-
20 Shaun Crawford, CB	2-0	-	-	2-0	-	-	-	-	-	-	-	-	-	DNP
23 Drue Tranquill, LB	1-0	-	1-0	-	-	-	-	-	-	-	-	-	-	-
7 Nick Watkins, CB	1-14	-	-	-	-	-	-	1-14	-	-	-	DNP	-	-
42 Julian Okwara, DE	1-5	-	-	-	-	-	1-5	-	-	-	-	DNP	-	-
18 Troy Pride Jr., CB	1--5	-	DNP	-	-	-	-	-	-	-	-	1--5	-	-
48 Greer Martini, LB	1-42	-	-	-	-	1-42	-	DNP	-	-	-	-	-	-

NOTRE DAME GAME-BY-GAME RETURNS - FUMBLE

	No.-Yds/TD	TEM	UGA	BC	MSU	MIAMI	NC	USC	NCST	WF	UM	NAVY	STAN	LSU
53 Khalid Kareem, DL	1-16	-	-	-	-	-	1-16	-	-	-	-	-	-	-
23 Drue Tranquill, LB	1-15	1-15	-	-	-	-	-	-	-	-	-	-	-	-



NOTRE DAME GAME-BY-GAME PASSING

7 BRANDON WIMBUSH, QB

	Comp-Att-Int	Pct	Yards	TD	Long	Sack-Yds	Effic.
Temple	17-30-1	56.7	184	2	34	2-7	123.52
Georgia	20-40-0	50.0	210	0	32	3-24	94.10
Boston College	11-24-1	45.8	96	0	33	0-0	71.10
Michigan State	14-20-0	70.0	173	1	40	1-5	159.16
Miami (Ohio)	7-18-0	38.9	119	3	54	2-10	149.42
USC	9-19-0	47.4	120	2	26	1-10	135.16
NC State	10-19-0	52.6	104	2	25	2-7	133.35
Wake Forest	15-30-0	50.0	280	1	44	1-4	139.40
Miami (FL)	10-21-2	47.6	119	1	23	5-21	91.89
Navy	9-18-0	50.0	164	2	30	1-3	163.20
Stanford	11-28-2	39.3	249	2	83	6-20	123.27
LSU	3-8-0	37.5	52	0	35	0-0	92.10
TOTALS	136-275-6	49.5	1870	16	83	24-111	121.41

12 IAN BOOK, QB

	Comp-Att-Int	Pct	Yards	TD	Long	Sack-Yds	Effic.
Boston College	0-3-0	0.0	0	0	0	0-0	0.00
Miami (Ohio)	3-5-0	60.0	51	0	48	0-0	145.68
North Carolina	17-31-2	54.8	146	1	23	1-2	92.14
USC	0-2-0	0.0	0	0	0	0-0	0.00
Wake Forest	8-8-0	100.0	50	1	12	0-0	193.75
Miami (FL)	3-6-1	50.0	33	0	23	0-0	62.87
Stanford	1-1-0	100.0	12	0	12	0-0	200.80
LSU	14-19-1	73.7	164	2	55	4-28	170.40
TOTALS	46-75-4	61.3	456	4	55	5-30	119.34

84 COLE KMET, TE

	Comp-Att-Int	Pct	Yards	TD	Long	Sack-Yds	Effic.
LSU	0-1-0	0.0	0	0	0	0-0	0.00
TOTALS	0-1-0	0.0	0	0	0	0-0	0.00

TEAM

	Comp-Att-Int	Pct	Yards	TD	Long	Sack-Yds	Effic.
USC	0-1-0	0.0	0	0	0	0-0	0.00
TOTALS	0-1-0	0.0	0	0	0	0-0	0.00

NOTRE DAME GAME-BY-GAME ALL-PURPOSE YARDS

	Total	TEM	UGA	BC	MSU	MIAMI	NC	USC	NCST	WF	UM	NAVY	STAN	LSU
33 Josh Adams, RB	1531	161	113	238	56	159	133	191	200	22	40	106	49	63
7 Brandon Wimbush, QB	803	106	1	207	52	36	DNP	106	21	110	24	41	61	38
3 C.J. Sanders, WR	654	48	84	-	65	15	63	42	57	83	82	64	30	21
6 Equanimeous St. Brown, WR	515	80	16	3	61	42	9	29	13	36	68	-	111	47
29 Kevin Stepherson, WR	446	DNP	DNP	DNP	DNP	-3	-	93	24	64	43	103	122	DNP
83 Chase Claypool, WR	399	16	-	8	54	28	36	13	17	180	8	28	11	DNP
38 Deon McIntosh, RB	376	DNP	DNP	24	35	42	126	11	63	74	1	DNP	DNP	DNP
2 Dexter Williams, RB	373	124	-	50	48	DNP	DNP	DNP	33	33	23	-	26	36
34 Tony Jones Jr., RB	262	19	8	5	DNP	48	31	37	16	59	16	22	2	-1
10 Chris Finkle, WR	258	-	33	5	-	48	44	34	11	12	-3	-5	61	18
81 Miles Boykin, WR	253	DNP	-	-	12	54	18	-	-	14	-	33	20	102
80 Durham Smythe, TE	244	34	-	33	21	-	22	20	52	36	16	-	-	10
12 Ian Book, QB	207	DNP	2	-	1	37	45	11	DNP	54	10	DNP	11	36
86 Alizé Mack, TE	166	17	41	43	15	-	38	-	DNP	12	-	DNP	DNP	DNP
27 Julian Love, CB	153	-	-	-	59	-	-	69	25	-	-	-	-	-
15 Cam Smith, WR	65	22	44	DNP	-	-	-1	DNP	DNP	DNP	DNP	DNP	DNP	-
82 Nic Weishar, TE	52	20	-	-	-	-	-	-	17	-	-	-	2	13
87 Michael Young, WR	42	-	4	-	18	12	-	-	-	-	-	-	-	8
48 Greer Martin, LB	42	-	-	-	-	42	-	DNP	-	-	-	-	-	-
16 C.J. Holmes, RB	32	DNP	DNP	-	DNP	DNP	32	-	-	-	-	-	-	DNP
84 Cole Kmet, TE	25	-	-	-	-	11	-	-	14	-	-	-	-	-
7 Nick Watkins, CB	14	-	-	-	-	-	14	-	-	-	-	DNP	-	-
11 Freddy Canteen, WR	7	7	-	-	DNP	DNP	DNP	DNP	DNP	DNP	DNP	DNP	DNP	DNP
42 Julian Okwara, DE	5	-	-	-	-	5	-	-	-	-	-	DNP	-	-
18 Troy Pride Jr., CB	-5	-	DNP	-	-	-	-	-	-	-	-	-5	-	-
Team	-13	-	-	-	-	-	-2	-3	-1	-3	-	-4	-	-

Here Come the Irish

The Fighting Irish

Coaches and Staff

2017 Season in Review

History and Records

University and Media Information



NOTRE DAME GAME-BY-GAME - DEFENSE

TACKLES

	UA-A	Total	TEM	UGA	BC	MSU	MIAMI	NC	USC	NCST	WF	UM	NAVY	STAN	LSU
4 Te'Von Coney, LB	57-59	116	3-3	4-2	5-8	3-4	3-1	1-5	4-7	6-3	6-6	7-2	5-5	3-3	7-10
5 Nyles Morgan, LB	35-57	92	4-4	3-4	2-8	2-7	3-4	2-1	3-4	2-4	3-4	4-3	3-2	3-4	1-8
23 Drue Tranquill, LB	44-41	85	1-3	1-4	4-1	3-3	2-5	6-1	5-2	3-4	3-3	5-3	5-3	2-2	4-7
48 Greer Martini, LB	39-36	75	1-5	4-2	4-6	5-2	2-3	5-0	DNP	1-0	4-2	5-2	7-8	0-2	1-4
27 Julian Love, CB	45-23	68	4-0	4-2	1-0	2-4	3-1	3-3	1-0	2-0	5-2	3-1	10-4	4-3	3-3
99 Jerry Tillery, DL	25-31	56	3-1	1-4	4-3	0-3	1-2	2-3	1-3	1-3	1-1	2-1	3-3	6-0	0-4
24 Nick Coleman, S	29-15	44	4-1	3-1	3-2	1-0	2-1	1-2	2-1	2-0	4-3	2-0	1-0	3-3	1-1
21 Jalen Elliott, S	24-19	43	2-1	0-1	2-1	3-1	3-2	2-2	1-0	1-1	3-1	1-2	1-1	4-2	1-4
20 Shaun Crawford, CB	20-12	32	1-0	-	0-2	1-3	1-1	5-0	1-1	2-0	4-0	1-1	3-4	1-0	-
9 Daelin Hayes, DL	17-13	30	3-1	1-0	1-4	0-1	1-0	1-1	5-0	2-3	1-0	1-0	1-1	-	0-2
55 Jonathan Bonner, DL	15-15	30	2-2	2-2	1-1	0-3	1-1	1-0	-	-	0-3	1-0	2-2	2-1	3-0
7 Nick Watkins, CB	22-7	29	1-0	5-2	4-1	2-2	1-0	1-0	4-0	2-0	1-0	-	DNP	1-0	0-2
99 Andrew Trumbetti, DL	13-15	28	1-1	2-3	2-1	2-2	1-1	-	0-2	0-2	1-0	-	3-1	0-2	1-0
93 Jay Hayes, DL	13-14	27	1-4	5-2	-	1-1	0-1	0-1	1-1	-	1-2	3-0	0-1	1-0	0-1
18 Troy Pride Jr., CB	14-8	22	1-0	DNP	-	2-0	-	-	3-1	0-1	2-2	1-1	4-2	1-1	-
53 Kahlid Kareen, DL	10-11	21	1-0	-	1-1	0-1	2-0	-	2-0	1-1	1-3	-	2-2	-	0-3
14 Devin Studstill, S	6-12	18	0-4	2-1	2-2	-	DNP	0-1	1-0	-	-	0-2	1-0	DNP	0-2
22 Asmar Bilal, LB	12-6	18	2-0	-	2-2	1-1	2-0	1-1	0-1	-	1-0	-	-	2-0	1-1
42 Julian Okwara, DL	10-7	17	1-0	-	2-1	0-1	-	2-0	1-1	1-1	0-2	2-1	DNP	-	1-0
13 Jordan Genmark Heath, S	9-7	16	1-0	1-1	1-1	1-2	0-1	-	-	-	1-0	-	1-0	-	3-2
95 Myron Tagovailoa-Amosa, DL	7-5	12	2-1	0-1	-	1-1	-	-	-	-	-	1-1	2-1	1-0	-
28 Nicco Ferrittia, S	8-2	10	DNP	DNP	1-0	-	2-0	-	-	2-0	1-2	-	-	2-0	-
45 Jonathan Jones, LB	7-3	10	-	-	0-1	-	4-0	-	2-1	0-1	-	-	-	-	1-0
34 Tony Jones Jr., RB	6-3	9	2-1	1-1	-	DNP	-	-	0-1	1-0	-	2-0	-	-	-
41 Kurt Hinish, DL	1-7	8	0-1	0-1	-	-	-	-	0-3	DNP	-	-	1-0	0-1	0-1
17 Isaiah Robertson, S	3-5	8	0-1	-	0-1	1-1	1-0	-	1-0	-	0-2	DNP	-	-	-
37 Robert Regan, LB	4-3	7	-	-	DNP	DNP	1-1	-	1-1	1-0	1-1	DNP	-	-	-
8 Donte Vaughn, CB	4-2	6	1-0	DNP	-	3-0	0-1	-	0-1	DNP	-	DNP	DNP	-	-
44 Jamir Jones, LB	1-3	4	-	-	-	0-1	-	-	1-1	-	-	-	-	DNP	0-1
19 Justin Yoon, K	3-1	4	-	-	0-1	1-0	1-0	-	1-0	-	-	DNP	-	-	-
80 Durham Smythe, TE	3-0	3	-	-	1-0	-	-	-	-	-	-	-	-	2-0	-
2 Dexter Williams, RB	1-2	3	0-1	1-0	-	-	DNP	DNP	DNP	0-1	-	-	-	-	-
53 Sam Mustipher, C	1-1	2	-	-	-	-	-	-	-	-	-	1-0	-	-	0-1
54 John Shannon, LS	1-1	2	-	-	-	-	-	-	0-1	-	-	-	-	1-0	-
84 Cole Kmet, TE	1-1	2	-	-	-	-	1-0	-	0-1	-	-	-	-	-	-
77 Brandon Tassum, DL	1-1	2	0-1	DNP	DNP	-	1-0	DNP	DNP	DNP	DNP	DNP	DNP	DNP	DNP
32 D.J. Morgan, S	2-0	2	DNP	DNP	-	DNP	2-0	DNP	DNP	DNP	DNP	DNP	DNP	DNP	DNP
16 C.J. Holmes, RB	0-2	2	DNP	DNP	-	DNP	DNP	0-1	-	0-1	-	-	-	-	DNP
56 Quenton Nelson, OG	1-0	1	-	-	-	-	-	-	-	-	-	-	-	-	1-0
68 Mike McGlinchey, OT	1-0	1	-	-	1-0	-	-	-	-	-	-	-	-	-	-
Team	1-0	1	-	-	-	1-0	-	-	-	-	-	-	-	-	-
82 Nic Weishar, TE	1-0	1	-	-	-	-	-	1-0	-	-	-	-	-	-	-
72 Robert Hainsey, OT	1-0	1	1-0	-	-	-	-	-	-	-	-	-	-	-	-
83 Chase Claypool, WR	1-0	1	1-0	-	-	-	-	-	-	-	-	-	-	-	DNP
3 C.J. Sanders, WR	1-0	1	-	-	-	-	-	-	-	-	-	-	-	1-0	-
7 Brandon Wimbush, QB	0-1	1	-	-	-	-	-	DNP	-	-	-	-	-	-	0-1
26 Austin Webster, WR	0-1	1	-	-	-	-	-	-	-	-	0-1	-	-	-	-

SACKS

	UA-A	Total	TEM	UGA	BC	MSU	MIAMI	NC	USC	NCST	WF	UM	NAVY	STAN	LSU
99 Jerry Tillery, DL	3-3	4.5	-	-	1.0-6	0.5-1	1.5-6	-	-	-	-	-	-	1.0-2	0.5-3
9 Daelin Hayes, DL	3-0	3.0	1.0-6	-	-	-	-	1.0-11	1.0-1	-	-	-	-	-	-
53 Kahlid Kareen, DL	3-0	3.0	-	-	-	-	1.0-8	-	2.0-17	-	-	-	-	-	-
4 Te'Von Coney, LB	3-0	3.0	1.0-10	-	-	-	-	-	1.0-6	-	1.0-3	-	-	-	-
42 Julian Okwara, DL	2-1	2.5	1.0-4	-	-	0.5-1	-	-	-	-	-	-	DNP	-	1.0-6
55 Jonathan Bonner, DL	2-0	2.0	-	1.0-6	-	-	-	-	-	-	-	-	-	1.0-3	-
20 Shaun Crawford, CB	1-1	1.5	-	-	-	-	0.5-2	1.0-8	-	-	-	-	-	-	DNP
5 Nyles Morgan, LB	1-1	1.5	-	1.0-2	-	-	-	-	-	-	-	-	-	-	0.5-3
23 Drue Tranquill, LB	1-1	1.5	-	-	-	1.0-10	-	-	-	0.5-3	-	-	-	-	-
93 Jay Hayes, DL	1-0	1.0	-	-	-	-	-	-	1.0-4	-	-	-	-	-	-
99 Andrew Trumbetti, DL	0-1	0.5	-	-	-	-	-	-	-	0.5-3	-	-	-	-	-

NOTRE DAME GAME-BY-GAME DEFENSE

TACKLES FOR LOSS

	UA-A	Total	TEM	UGA	BC	MSU	MIAMI	NC	USC	NCST	WF	UM	NAVY	STAN	LSU
4 Te'Von Coney, LB	10-6	13.0	1.5-11	-	-	0.5-1	-	0.5-1	2.0-8	1.5-3	3.0-5	2.0-3	-	2.0-2	-
23 Drue Tranquill, LB	8-5	10.5	1.0-1	1.5-5	1.0-1	1.0-10	-	-	1.0-3	1.0-5	-	-	2.0-3	-	2.0-9
99 Jerry Tillery, DL	5-8	9.0	-	0.5-1	1.0-6	0.5-1	1.5-6	1.0-1	0.5-2	-	0.5-1	-	-	3.0-4	0.5-3
5 Nyles Morgan, LB	4-6	7.0	1.0-1	1.5-3	0.5-1	0.5-1	-	1.0-3	0.5-1	-	-	-	-	1.5-2	0.5-3
9 Daelin Hayes, DL	6-1	6.5	1.0-6	-	0.5-1	-	1.0-2	1.0-11	1.0-1	1.0-3	1.0-3	-	-	-	-
53 Kahlid Kareen, DL	5-1	5.5	1.0-2	-	-	-	1.0-8	-	2.0-17	-	1.5-3	-	-	-	-
42 Julian Okwara, DL	4-1	4.5	1.0-4	-	1.0-2	0.5-1	-	-	-	-	-	1.0-4	DNP	-	1.0-6
99 Andrew Trumbetti, DL	2-4	4.0	1.5-6	0.5-1	-	1.0-2	-	-	-	0.5-3	-	-	-	0.5-1	-
93 Jay Hayes, DL	2-3	3.5	1.0-2	-	-	-	-	0.5-1	1.0-4	-	-	1.0-2	-	-	-
55 Jonathan Bonner, DL	3-1	3.5	-	1.5-6	-	-	-	-	-	-	-	1.0-1	-	1.0-3	-
48 Greer Martini, LB	3-0	3.0	1.0-1	-	1.0-1	-	-	-	DNP	-	-	1.0-1	-	-	-
22 Asmar Bilal, LB	1-1	1.5	-	-	-	-	-	-	0.5-0	-	-	-	-	1.0-1	-
20 Shaun Crawford, CB	1-1	1.5	-	-	-	-	0.5-2	1.0-8	-	-	-	-	-	-	-
95 Myron Tagovailoa-Alamosa, DL	1-1	1.5	1.0-5	0.5-1	-	-	-	-	-	-	-	-	-	-	-
24 Nick Coleman, S	1-0	1.0	-	-	-	-	-	-	-	1.0-8	-	-	-	-	-
27 Julian Love, CB	1-0	1.0	-	-	-	-	-	-	-	-	1.0-2	-	-	-	-
45 Jonathan Jones, LB	1-0	1.0	-	-	-	-	-	-	1.0-1	-	-	-	-	-	-
18 Troy Pride Jr., CB	1-0	1.0	-	DNP	-	-	-	-	-	-	-	-	1.0-2	-	-
41 Kurt Hinish, DL	0-1	0.5	-	-	-	-	-	-	0.5-1	DNP	-	-	-	-	-

NOTRE DAME GAME-BY-GAME FUMBLES

LOST

	No. Lost	TEM	UGA	BC	MSU	MIAMI	NC	USC	NCST	WF	UM	NAVY	STAN	LSU
7 Brandon Wimbush, QB	6-4	-	3-2	1-1	-	-	DNP	-	-	1-0	1-1	-	-	-
53 Sam Mustipher, C	1-0	-	-	-	-	-	1-0	-	-	-	-	-	-	-
12 Ian Book, QB	1-0	DNP	-	-	-	-	-	-	DNP	1-0	-	DNP	-	-
15 Cam Smith, WR	1-0	-	-	DNP	-	-	1-0	DNP	DNP	DNP	DNP	DNP	DNP	-
10 Chris Finke, WR	1-1	-	-	-	-	-	-	-	-	-	-	1-1	-	-
3 C.J. Sanders, WR	1-1	-	-	-	-	-	-	-	-	-	-	-	1-1	-
Team	1-1	DNP	DNP	DNP	-	DNP	-	-	-	-	DNP	-	DNP	1-1

FORCED

	No.	TEM	UGA	BC	MSU	MIAMI	NC	USC	NCST	WF	UM	NAVY	STAN	LSU
48 Greer Martini, LB	2	1	-	-	1	-	-	DNP	-	-	-	-	-	-
99 Jerry Tillery, DL	1	-	-	-	-	1	-	-	-	-	-	-	-	-
23 Drue Tranquill, LB	1	-	-	-	-	-	1	-	-	-	-	-	-	-
4 Te'Von Coney, LB	1	-	-	-	-	-	-	1	-	-	-	-	-	-
5 Nyles Morgan, LB	1	-	-	1	-	-	-	-	-	-	-	-	-	-
42 Julian Okwara, DL	1	-	-	1	-	-	-	-	-	-	-	DNP	-	-
20 Shaun Crawford, CB	1	-	-	-	1	-	-	-	-	-	-	-	-	-

RECOVERED

	No.	TEM	UGA	BC	MSU	MIAMI	NC	USC	NCST	WF	UM	NAVY	STAN	LSU
23 Drue Tranquill, LB	3	1	-	-	-	-	1	1	-	-	-	-	-	-
20 Shaun Crawford, CB	2	-	-	1	1	-	-	-	-	-	-	-	-	-
9 Daelin Hayes, DL	2	-	1	-	1	-	-	-	-	-	-	-	-	-
4 Te'Von Coney, LB	1	-	-	-	-	-	-	1	-	-	-	-	-	-
93 Jay Hayes, DL	1	-	-	-	-	1	-	-	-	-	-	-	-	-
53 Kahlid Kareen, DL	1	-	-	-	-	-	1	-	-	-	-	-	-	-

Here Come the Irish

The Fighting Irish

Coaches and Staff

2017 Season in Review

History and Records

University and Media Information

NOTRE DAME GAME-BY-GAME MISCELLANEOUS

TURNOVER RESULTS - NOTRE DAME

GAME	FUM	INT	TOTAL	OPP. POINTS
Temple	0	2	2	0
Georgia	2	0	2	0
at Boston College	1	1	2	3
at Michigan State	0	0	0	0
Miami (OH)	0	0	0	0
at North Carolina	0	2	2	7
USC	0	0	0	0
NC State	0	0	0	0
Wake Forest	0	0	0	0
at Miami (FL)	1	3	4	24
Navy	1	0	1	7
at Stanford	1	2	3	14
vs LSU	1	1	2	7
TOTALS	7	11	18	62

DRIVE CHARTS - NOTRE DAME

GAME	NO.	3&OUT	PCT.	SCORE	PCT.	TD	PCT.
Temple	13	1	7.7	7	53.8	7	53.8
Georgia	16	7	43.8	5	31.3	1	6.3
at Boston College	17	5	29.4	7	41.2	7	41.2
at Michigan State	11	1	9.1	6	54.5	5	45.5
Miami (OH)	13	3	23.1	8	61.5	7	53.8
at North Carolina	16	3	18.8	5	31.3	4	25.0
USC	14	2	14.3	7	50.0	7	50.0
NC State	14	3	21.4	5	35.7	5	35.7
Wake Forest	14	0	0.00	8	57.2	6	42.9
at Miami (FL)	13	4	30.1	1	0.8	1	0.8
Navy	9	2	22.2	4	44.4	3	33.3
at Stanford	14	3	21.4	4	28.6	2	14.3
vs LSU	12	3	25.0	4	33.3	2	16.7
TOTALS	176	33	18.8	71	40.3	54	30.7

THIRD DOWN CONVERSIONS - NOTRE DAME

GAME	1-3	4-6	7-9	10-14	15-19	20+	TOT.	PCT.
Temple	4-6	1-1	1-2	0-4	-	-	6-13	46.2
Georgia	0-2	1-4	2-6	0-5	-	-	3-17	17.6
at Boston College	5-7	2-6	1-2	1-2	0-1	-	9-18	50.0
at Michigan State	2-2	3-4	2-5	1-3	-	-	8-14	57.1
Miami (OH)	3-3	1-5	0-2	1-3	-	-	5-13	38.5
at North Carolina	4-6	0-3	1-3	0-2	-	0-2	5-16	31.3
USC	3-3	2-3	1-2	1-5	-	-	7-13	53.8
NC State	5-6	2-2	1-3	1-4	0-1	-	9-16	56.3
Wake Forest	3-4	1-4	1-2	3-6	-	-	8-16	50.0
at Miami (FL)	2-4	2-5	1-3	1-4	-	-	6-16	37.5
Navy	1-2	1-3	1-2	1-1	-	-	4-8	50.0
at Stanford	1-4	3-4	4-6	0-4	0-1	-	8-19	42.1
vs LSU								
TOTALS	33-49	19-44	16-38	10-39	0-3	0-2	78-179	43.6

TURNOVER RESULTS - OPPONENT

GAME	FUM	INT	TOTAL	ND POINTS
Temple	1	0	1	7
Georgia	1	1	2	7
at Boston College	1	2	3	21
at Michigan State	2	1	3	21
Miami (OH)	1	1	2	14
at North Carolina	2	1	3	3
USC	2	1	3	21
NC State	0	1	1	7
Wake Forest	0	1	1	7
at Miami (FL)	0	0	0	0
Navy	0	1	1	0
at Stanford	0	0	0	0
vs LSU	0	0	0	0
TOTALS	10	10	20	108

DRIVE CHARTS - OPPONENT

GAME	NO.	3&OUT	PCT.	SCORE	PCT.	TD	PCT.
Temple	14	4	28.6	3	21.4	2	14.3
Georgia	17	7	41.2	4	23.5	2	11.7
at Boston College	18	3	16.7	4	22.2	2	22.2
at Michigan State	11	1	9.1	3	27.3	2	18.2
Miami (OH)	14	1	7.1	3	21.4	2	14.3
at North Carolina	15	8	53.3	2	13.3	1	6.7
USC	14	3	21.4	2	14.3	2	14.3
NC State	13	6	46.2	2	15.4	2	15.4
Wake Forest	14	2	14.3	6	42.9	5	35.7
at Miami (FL)	13	1	0.8	7	53.8	5	38.5
Navy	9	1	11.1	3	33.3	2	22.2
at Stanford	14	5	35.7	6	42.9	5	35.7
vs LSU	12	3	25.0	3	25.0	2	16.7
TOTALS	178	45	25.3	48	27.0	35	19.7

THIRD DOWN CONVERSIONS - OPPONENT

GAME	1-3	4-6	7-9	10-14	15-19	20+	TOT.	PCT.
Temple	3-4	0-4	0-1	2-6	0-2	-	5-17	29.4
Georgia	3-5	1-4	0-4	0-4	-	-	4-17	23.5
at Boston College	2-2	1-4	0-7	1-4	-	-	4-17	23.5
at Michigan State	5-6	4-8	1-2	1-1	0-2	-	11-19	57.9
Miami (OH)	3-5	0-3	2-4	1-2	0-1	-	6-15	40.0
at North Carolina	2-4	3-8	0-2	1-2	0-2	-	6-18	33.3
USC	1-3	2-4	0-1	1-4	0-1	-	4-13	30.8
NC State	1-1	2-3	0-4	2-7	0-1	-	5-16	31.3
Wake Forest	2-2	2-4	1-5	1-3	-	-	6-14	42.9
at Miami (FL)	1-2	0-5	1-2	0-4	-	-	2-13	15.4
Navy	3-6	1-6	2-4	1-1	1-1	-	8-18	44.4
at Stanford	0-3	1-2	1-3	0-2	-	0-1	2-11	18.2
vs LSU								
TOTALS	26-43	17-55	8-39	11-40	1-10	0-1	63-188	33.5



NOTRE DAME BIG PLAYS

(35+ YARDS)

Yards	Type	Player(s)	Opponent
*84	Rush	Josh Adams	USC
*83	Pass	Brandon Wimbush to Kevin Stepherson	Stanford
*77	Rush	Josh Adams	NC State
*75	Pass	Brandon Wimbush to Equanimeous St. Brown	Stanford
*73	Rush	Josh Adams	North Carolina
*73	Rush	Josh Adams	Miami (Ohio)
*69	INT Ret	Julian Love	NC State
66	Rush	Dexter Williams	Temple
65	Rush	Josh Adams	Boston College
*65	Rush	Brandon Wimbush	Boston College
64	Rush	Josh Adams	Boston College
60	Rush	Josh Adams	Temple
*59	Rush	Josh Adams	Miami (Ohio)
*59	INT Ret	Julian Love	Michigan State
*55	Pass	Ian Book to Myles Boykin	LSU
*54	Pass	Brandon Wimbush to Myles Boykin	Miami (Ohio)
52	KR	C.J. Sanders	Wake Forest
*50	Rush	Brandon Wimbush	Wake Forest
48	Pass	Ian Book to Chris Finke	Miami (Ohio)
46	Rush	Brandon Wimbush	Boston College
45	Rush	Deon McIntosh	Wake Forest
44	Pass	Brandon Wimbush to Chase Claypool	Wake Forest

PASSING PLAYS (20+ YARDS)

Yards	Player(s)	Opponent
*55	Ian Book to Miles Boykin	LSU
*54	Brandon Wimbush to Miles Boykin	Miami (Ohio)
48	Ian Book to Chris Finke	Miami (Ohio)
40	Brandon Wimbush to Equanimeous St. Brown	Michigan State
35	Brandon Wimbush to Equanimeous St. Brown	LSU
34	Brandon Wimbush to Equanimeous St. Brown	Temple
33	Brandon Wimbush to Equanimeous St. Brown	Temple
33	Brandon Wimbush to Durham Smythe	Boston College
32	Brandon Wimbush to Josh Adams	Georgia
32	Brandon Wimbush to Alize Mack	Georgia
*30	Brandon Wimbush to Kevin Stepherson	Navy
29	Ian Book to Miles Boykin	LSU
29	Brandon Wimbush to Cam Smith	Georgia
27	Brandon Wimbush to Chase Claypool	Michigan State
*26	Brandon Wimbush to Equanimeous St. Brown	USC
25	Brandon Wimbush to Durham Smythe	Temple
23	Brandon Wimbush to Kevin Stepherson	Navy
23	Brandon Wimbush to Kevin Stepherson	Navy
23	Brandon Wimbush to Chase Claypool	Navy
23	Ian Book to Chase Claypool	North Carolina
23	Ian Book to Equanimeous St. Brown	Miami (Fla.)
23	Brandon Wimbush to Equanimeous St. Brown	Miami (Fla.)
*23	Brandon Wimbush to Kevin Stepherson	USC
23	Brandon Wimbush to Kevin Stepherson	USC
21	Brandon Wimbush to Chase Claypool	Miami (Ohio)
21	Brandon Wimbush to Durham Smythe	Michigan State
21	Brandon Wimbush to Josh Adams	Georgia
21	Brandon Wimbush to Kevin Stepherson	Miami (Fla.)
20	Brandon Wimbush to Durham Smythe	USC

* Touchdown Scored on Play

(35+ YARDS)

Yards	Type	Player(s)	Opponent
43	Rush	Ian Book	Wake Forest
42	INT	Greer Martini	Miami (Ohio)
41	PR	Chris Finke	Stanford
40	Pass	Brandon Wimbush to Equanimeous St. Brown	Michigan State
40	Rush	Dexter Williams	Temple
40	Pass	Brandon Wimbush to Chase Claypool	Wake Forest
38	KR	C.J. Sanders	Michigan State
*37	Rush	Josh Adams	Temple
36	Rush	Josh Adams	Boston College
36	KR	C.J. Sanders	Georgia
36	KR	C.J. Sanders	Georgia
35	Rush	Josh Adams	NC State
35	Rush	Kevin Stepherson	Wake Forest
*35	Rush	Deon McIntosh	North Carolina
35	Pass	Brandon Wimbush to Equanimeous St. Brown	LSU

RUNNING PLAYS (15+ YARDS)

Yards	Player(s)	Opponent
*84	Josh Adams	USC
*77	Josh Adams	NC State
*73	Josh Adams	North Carolina
*73	Josh Adams	Miami (Ohio)
66	Dexter Williams	Temple
65	Josh Adams	Boston College
*65	Brandon Wimbush	Boston College
64	Josh Adams	Boston College
60	Josh Adams	Temple
*59	Josh Adams	Miami (Ohio)
46	Brandon Wimbush	Boston College
40	Dexter Williams	Temple
*37	Josh Adams	Temple
36	Josh Adams	Boston College
35	Josh Adams	NC State
*35	Deon McIntosh	North Carolina
32	Tony Jones Jr.	Miami (Ohio)
32	Brandon Wimbush	Michigan State
32	Brandon Wimbush	Boston College
30	Josh Adams	Navy
31	Dexter Williams	LSU
31	Brandon Wimbush	LSU
30	Josh Adams	Michigan State
26	Ian Book	Miami (Ohio)
24	Brandon Wimbush	USC
*24	Deon McIntosh	North Carolina
24	Brandon Wimbush	Temple
23	Brandon Wimbush	USC
22	Josh Adams	Temple
21	Josh Adams	NC State
21	Ian Book	LSU
21	Josh Adams	USC
20	Brandon Wimbush	NC State
19	Brandon Wimbush	Miami (Ohio)
17	Deon McIntosh	North Carolina
17	Brandon Wimbush	Temple
*16	Brandon Wimbush	Michigan State
16	Brandon Wimbush	Temple
*15	Dexter Williams	Boston College

* Touchdown scored on play

LONGEST PLAYS OF THE SEASON - NOTRE DAME

Rushing: 84, Josh Adams vs. USC (Oct. 21). **Rushing Touchdown:** 84, Josh Adams vs. USC (Oct. 21). **Passing:** 83, Kevin Stepherson from Brandon Wimbush at Stanford (Nov. 25). **Passing Touchdown:** 83, Kevin Stepherson from Brandon Wimbush at Stanford (Nov. 25). **Punt Return:** 41, Chris Finke at Stanford (Nov. 25). **Kick Return:** 52, C.J. Sanders vs. Wake Forest (Nov. 4). **Interception Return:** 69, Julian Love vs. NC State (Oct. 28). **Interception Return Touchdown:** 69, Julian Love vs. NC State (Oct. 28). **Fumble Return:** 16, Khalid Kareem vs. North Carolina (Oct. 7). **Punt:** 59, Tyler Newsome vs. Georgia (Sept. 9). **Field Goal:** 49, Justin Yoon vs. LSU (Jan. 1)

Here Come the Irish

The Fighting Irish

Coaches and Staff

2017 Season in Review

History and Records

University and Media Information

NOTRE DAME OPPONENT BIG PLAYS

(35+ YARDS)

Yards	Type	Player(s)	Opponent
*65	INT	Trajan Bandy	Miami (Fla.)
58	KR	Jaylen Samuels	NC State
52	Rush	Brian Lewerke	Michigan State
43	INT	Mike Jones	Temple
42	Pass	Ryan Finley to Jaylen Samuels	NC State
40	Rush	Travis Homer	Miami (Fla.)
40	Rush	D'Andre Swift	Georgia
38	KR	Velus Jones	USC
38	KR	Mecole Hardman	Georgia
38	Rush	Travis Homer	Miami (Fla.)
37	Pass	John Wolford to Alex Bachman	Wake Forest

PASSING PLAYS (20+ YARDS)

Yards	Player(s)	Opponent
42	Ryan Finley to Stephen Louis	NC State
37	John Wolford to Alex Bachman	Wake Forest
*34	Gus Ragland to James Gardner	Miami (Ohio)
34	Sam Darnold to Deonta Burnett	USC
33	Gus Ragland to James Gardner	Miami (Ohio)
31	Jake Fromm to Terry Godwin	Georgia
31	Jake Fromm to Javon Wims	Georgia
30	John Wolford to Alex Bachman	Wake Forest
30	Danny Etling to Dee Anderson	LSU
*29	K.J. Costello to Trent Irwin	Stanford
29	Logan Marchi to Isaiah Wright	Temple
28	Malik Rosier to Lawrence Cager	Miami (Fla.)
28	Sam Darnold to Tyler Vaughns	USC
26	K.J. Costello to Kaden Smith	Stanford
26	Danny Etling to Foster Moreau	LSU
25	Malik Rosier to Travis Homer	Miami (Fla.)
*25	Chazz Surratt to Anthony Ratliff	North Carolina
*25	Brian Lewerke to Gerald Holmes	Michigan State
25	Logan Marchi to Isaiah Wright	Temple
24	Ryan Finley to Kelvin Harmon	NC State
24	Sam Darnold to Deonta Burnett	USC
24	Chazz Surratt to Roscoe Johnson	North Carolina
24	Gus Ragland to Ryan Smith	Miami (Ohio)
24	Brian Lewerke to Hunter Rison	Michigan State
23	Danny Etling to DJ Chark	LSU
23	Brian Lewerke to Hunter Rison	Michigan State
22	Gus Ragland to Ryan Smith	Miami (Ohio)
*22	Anthony Brown to Charlie Callinan	Boston College
22	Brian Lewerke to Trishton Jackson	Michigan State
21	John Wolford to Scottie Washington	Wake Forest
21	John Wolford to Tabari Hines	Wake Forest
21	K.J. Costello to JJ Artega-Whiteside	Stanford
21	Zach Abey to Anthony Gargiulo	Navy
21	Gus Ragland to James Gardner	Miami (Ohio)
20	K.J. Costello to Kaden Smith	Stanford
20	Danny Etling to Derrius Guice	LSU
20	Ryan Finley to Kelvin Harmon	NC State
20	Brian Lewerke to Trishton Jackson	Michigan State
20	Brian Lewerke to Hunter Rison	Michigan State
20	Logan Marchi to Adonis Jennings	Temple
20	Anthony Brown to Chris Garrison	Boston College

* Touchdown Scored on Play

RUNNING PLAYS (15+ YARDS)

Yards	Player(s)	Opponent
52	Brian Lewerke	Michigan State
40	Travis Homer	Miami (Fla.)
40	D'Andre Swift	Georgia
38	Travis Homer	Miami (Fla.)
32	Matt Colburn	Wake Forest
31	Derrius Guice	LSU
31	Bryce Love	Stanford
30	Nick Chubb	Georgia
29	Jon Hillman	Boston College
27	Alonzo Smith	Miami (Ohio)
25	Deejay Dallas	Miami (Fla.)
24	Matt Colburn	Wake Forest
21	Isaiah Robinson	Wake Forest
20	Kenny Young	Miami (Ohio)
20	Kendall Hinton	Wake Forest
20	John Wolford	Wake Forest
19	Anthony Gargiulo	Navy
18	Ronald Jones	USC
18	Sam Darnold	USC
18	Matt Fink	USC
17	Ryquell Armstead	Temple
17	Bryce Love	Stanford
17	Sony Michel	Georgia
*16	Malik Rosier	Miami (Fla.)
16	Chazz Surratt	North Carolina
16	Jordon Brown	North Carolina
15	Russell Gage	LSU

* Touchdown scored on play

LONGEST PLAYS OF THE SEASON - NOTRE DAME OPPONENTS

Rushing: 52, Brian Lewerke; Michigan State (Sept. 23). **Rushing Touchdown:** 16, Malik Rosier; Miami (Fla.) (Nov. 11). **Passing:** 42, Ryan Finley to Stephen Louis; NC State (Oct. 28). **Passing Touchdown:** 34, Gus Ragland to James Gardner; Miami (Ohio) (Sept. 30). **Punt Return:** 28, Mecole Hardman; Georgia (Sept. 9). **Kick Return:** 58, Jaylen Samuels; NC State (Oct. 28). **Interception Return:** 65, Trajan Bandy; Miami (Fla.) (Nov. 11). **Interception Return Touchdown:** 65, Trajan Bandy; Miami (Fla.) (Nov. 11). **Punt:** 65, Jake Bailey; Stanford (Nov. 25). **Field Goal:** 41, Colton Lichtenberg; Boston College (Sept. 16)



NOTRE DAME SUPERLATIVES

INDIVIDUAL GAME HIGHS

Rushes	27	Josh Adams vs NC State (Oct. 28, 2017)
Yards Rushing	229	Josh Adams at Boston College (Sept. 16, 2017)
TD Rushes	4	Brandon Wimbush at Boston College (Sept. 16, 2017)
Long Rush	84	Josh Adams vs USC (Oct. 21, 2017)
Pass attempts	40	Brandon Wimbush vs Georgia (Sept. 09, 2017)
Pass completions	20	Brandon Wimbush vs Georgia (Sept. 09, 2017)
Yards Passing	280	Brandon Wimbush vs Wake Forest (Nov. 04, 2017)
TD Passes	3	Brandon Wimbush vs Miami (Ohio) (Sept. 30, 2017)
Long Pass	83	Brandon Wimbush at Stanford (Nov. 25, 2017)
Receptions	9	Chase Claypool vs Wake Forest (Nov. 04, 2017)
Yards Receiving	180	Chase Claypool vs Wake Forest (Nov. 04, 2017)
TD Receptions	2	Kevin Stepherson vs Navy (Nov. 18, 2017)
Long Reception	83	Kevin Stepherson at Stanford (Nov. 25, 2017)
Field Goals	4	Justin Yoon vs Georgia (Sept. 09, 2017)
Long Field Goal	49	Justin Yoon vs LSU (Jan. 01, 2018)
Punts	9	Tyler Newsome vs Georgia (Sept. 09, 2017)
Punting Avg	52.0	Tyler Newsome vs Temple (Sept. 02, 2017)
Long Punt	59	Tyler Newsome vs Georgia (Sept. 09, 2017)
Punts inside 20	3	Tyler Newsome at Boston College (Sept. 16, 2017)
		Tyler Newsome at Michigan State (Sept. 23, 2017)
Long Punt Return	41	Chris Finke at Stanford (Nov. 25, 2017)
Long Kickoff Return	52	C.J. Sanders vs Wake Forest (Nov. 04, 2017)
Tackles	17	Te'von Cone vs LSU (Jan. 01, 2018)
Sacks	2.0	Khalid Kareem vs USC (Oct. 21, 2017)
Tackles For Loss	3.0	Te'von Cone vs Wake Forest (Nov. 04, 2017)
		Jerry Tillery at Stanford (Nov. 25, 2017)
Interceptions	2	Shaun Crawford at Boston College (Sept. 16, 2017)

TEAM GAME HIGHS

Rushes	57	at North Carolina (Oct. 07, 2017)
Yards Rushing	515	at Boston College (Sept. 16, 2017)
Yards Per Rush	10.1	at Boston College (Sept. 16, 2017)
TD Rushes	7	at Boston College (Sept. 16, 2017)
Pass attempts	40	vs Georgia (Sept. 09, 2017)
Pass completions	23	vs Wake Forest (Nov. 04, 2017)
Yards Passing	330	vs Wake Forest (Nov. 04, 2017)
Yards Per Pass	9.1	vs Navy (Nov. 18, 2017)
TD Passes	3	vs Miami (Ohio) (Sept. 30, 2017)
Total Plays	88	at North Carolina (Oct. 07, 2017)
Total Offense	710	vs Wake Forest (Nov. 04, 2017)
Yards Per Play	8.5	vs Wake Forest (Nov. 04, 2017)
Points	52	vs Miami (Ohio) (Sept. 30, 2017)
Sacks By	5	vs USC (Oct. 21, 2017)
First Downs	30	vs Wake Forest (Nov. 04, 2017)
Penalties	10	at North Carolina (Oct. 07, 2017)
Penalty Yards	81	at Stanford (Nov. 25, 2017)
Turnovers	4	at Miami (FL) (Nov. 11, 2017)
Interceptions By	2	at Boston College (Sept. 16, 2017)
Punts	9	vs Georgia (Sept. 09, 2017)
Punting Avg	52.0	vs Temple (Sept. 02, 2017)
Long Punt	59	vs Georgia (Sept. 09, 2017)
Punts inside 20	3	at Boston College (Sept. 16, 2017)
		at Michigan State (Sept. 23, 2017)
Long Punt Return	41	at Stanford (Nov. 25, 2017)

OPPONENT SUPERLATIVES

INDIVIDUAL GAME HIGHS

Rushes	29	Zach Abey vs Navy (Nov. 18, 2017)
Yards Rushing	146	Travis Homer at Miami (FL) (Nov. 11, 2017)
TD Rushes	2	DeeJay Dallas at Miami (FL) (Nov. 11, 2017)
Long Rush	52	Brian Lewerke at Michigan State (Sept. 23, 2017)
Pass attempts	51	Brian Lewerke at Michigan State (Sept. 23, 2017)
Pass completions	31	Brian Lewerke at Michigan State (Sept. 23, 2017)
Yards Passing	340	Brian Lewerke at Michigan State (Sept. 23, 2017)
TD Passes	4	K.J. Costello at Stanford (Nov. 25, 2017)
Long Pass	42	Ryan Finley vs NC State (Oct. 28, 2017)
Receptions	8	Deonta Burnett vs USC (Oct. 21, 2017)
		Alex Bachman vs Wake Forest (Nov. 04, 2017)
		Scotty Washington vs Wake Forest (Nov. 04, 2017)
Yards Receiving	116	Alex Bachman vs Wake Forest (Nov. 04, 2017)
TD Receptions	2	Charlie Callinan at Boston College (Sept. 16, 2017)
		James Gardner vs Miami (Ohio) (Sept. 30, 2017)
		Derrius Guice vs LSU (Jan. 01, 2018)
Long Reception	42	Stephen Louis vs NC State (Oct. 28, 2017)
Field Goals	2	Rodrigo Blankenship, vs Georgia (Sept. 09, 2017)
		Colton Lichtenberg at Boston College (Sept. 16, 2017)
		Michael Badgley at Miami (FL) (Nov. 11, 2017)
Long Field Goal	41	Colton Lichtenberg at Boston College (Sept. 16, 2017)
Punts	8	Cameron Nizialek vs Georgia (Sept. 09, 2017)
		Mike Knoll at Boston College (Sept. 16, 2017)
		A.J. Cole vs NC State (Oct. 28, 2017)
Punting Avg	53.0	Tom Sheldon at North Carolina (Oct. 07, 2017)
Long Punt	65	Jake Bailey at Stanford (Nov. 25, 2017)
Punts inside 20	7	Mike Knoll at Boston College (Sept. 16, 2017)
Long Punt Return	28	Mecole Hardman vs Georgia (Sept. 09, 2017)
Long Kickoff Return	58	Jaylen Samuels vs NC State (Oct. 28, 2017)
Tackles	15	Cayson Collins at North Carolina (Oct. 07, 2017)
Sacks	2.0	Trent Harris at Miami (FL) (Nov. 11, 2017)
		Harrison Phillips at Stanford (Nov. 25, 2017)
Tackles For Loss	3.0	Bradley Chubb vs NC State (Oct. 28, 2017)
		Harrison Phillips at Stanford (Nov. 25, 2017)
Interceptions	2	Myles Dorn at North Carolina (Oct. 07, 2017)

TEAM GAME HIGHS

Rushes	72	vs Navy (Nov. 18, 2017)
Yards Rushing	277	vs Navy (Nov. 18, 2017)
Yards Per Rush	6.0	vs Wake Forest (Nov. 04, 2017)
TD Rushes	3	vs Wake Forest (Nov. 04, 2017)
		at Miami (FL) (Nov. 11, 2017)
Pass attempts	53	at Michigan State (Sept. 23, 2017)
Pass completions	32	at Michigan State (Sept. 23, 2017)
Yards Passing	348	vs Wake Forest (Nov. 04, 2017)
Yards Per Pass	8.0	at Stanford (Nov. 25, 2017)
TD Passes	4	at Stanford (Nov. 25, 2017)
Total Plays	88	vs Wake Forest (Nov. 04, 2017)
Total Offense	587	vs Wake Forest (Nov. 04, 2017)
Yards Per Play	6.7	vs Wake Forest (Nov. 04, 2017)
Points	41	at Miami (FL) (Nov. 11, 2017)
Sacks By	6	at Stanford (Nov. 25, 2017)
First Downs	34	vs Wake Forest (Nov. 04, 2017)
Penalties	12	vs Georgia (Sept. 09, 2017)
		vs NC State (Oct. 28, 2017)
Penalty Yards	127	vs Georgia (Sept. 09, 2017)
Turnovers	3	at Boston College (Sept. 16, 2017)
		at Michigan State (Sept. 23, 2017)
		at North Carolina (Oct. 07, 2017)
		vs USC (Oct. 21, 2017)
Interceptions By	3	at Miami (FL) (Nov. 11, 2017)
Punts	9	at North Carolina (Oct. 07, 2017)
Punting Avg	50.4	at Stanford (Nov. 25, 2017)
Long Punt	65	at Stanford (Nov. 25, 2017)
Punts inside 20	7	at Boston College (Sept. 16, 2017)
Long Punt Return	28	vs Georgia (Sept. 09, 2017)

ALL EYES
ON SPEED



EYES
ON SPEED

UA SPOTLIGHT MC

ALL EYES
ON SPEED.

UA.COM

I WILL.

RUSHING

Rushing Attempts (Game)

- 40 - Allen Pinkett vs. LSU, 1984 (162 yards)
- 40 - Phil Carter vs. Michigan State, 1980 (254 yards)
- 39 - Vagas Ferguson vs. Georgia Tech, 1979 (177 yards)

Rushing Attempts (Season)

- 301 - Vagas Ferguson, 1979 (1,437 yards)
- 275 - Allen Pinkett, 1984 (1,105 yards)
- 264 - Autry Denson, 1997 (1,268 yards)

Rushing Attempts (Career)

- 889 - Allen Pinkett, 1982-85 (4,131 yards)
- 854 - Autry Denson, 1995-98 (4,318 yards)
- 693 - Darius Walker, 2003-06 (3,249 yards)

Rushing Attempts/Game (Season)

- 27.4 - Vagas Ferguson, 1979 (301 in 11 games)
- 25.0 - Allen Pinkett, 1984 (275 in 11 games)
- 23.2 - Allen Pinkett, 1985 (255 in 11 games)

Rushing Attempts/Game (Career)

- 20.7 - Allen Pinkett, 1982-85 (889 in 43 games)
- 19.3 - Darius Walker, 2004-06 (693 in 36 games)
- 19.0 - Autry Denson, 1995-98 (854 in 45 games)

Consecutive Rushing Attempts by Same Player (Game)

- 9 - Cam McDaniel vs. Miami (Fla.), 2012
- 8 - Cam McDaniel at Purdue, 2013
- 8 - Mark Green vs. Boston College, 1987
- 8 - Phil Carter vs. Air Force, 1980
- 8 - Larry Conjar vs. Army, 1965
- 8 - Neil Worden vs. Oklahoma, 1952
- 8 - James Aldridge vs. Navy, 2006

Rushing Yards (Game)

- 262 - Julius Jones vs. Pittsburgh, 2003 (24 attempts)
- 255 - Vagas Ferguson vs. Georgia Tech, 1978 (30 attempts)
- 254 - Phil Carter vs. Michigan State, 1980 (40 attempts)

Rushing Yards (Season)

- 1,437 - Vagas Ferguson, 1979 (301 attempts)
- 1,430 - Josh Adams, 2017 (206 attempts)
- 1,394 - Allen Pinkett, 1983 (252 attempts)

Rushing Yards (Career)

- 4,318 - Autry Denson, 1995-98 (854 attempts)
- 4,131 - Allen Pinkett, 1982-85 (889 attempts)
- 3,472 - Vagas Ferguson, 1976-79 (673 attempts)

Rushing Yards/Game (Season)

- 130.6 - Vagas Ferguson, 1979 (1,437 in 11 games)
- 126.7 - Allen Pinkett, 1983 (1,394 in 11 games)
- 122.1 - Reggie Brooks, 1992 (1,343 in 11 games)

Rushing Yards/Game (Career)

- 96.1 - Allen Pinkett, 1982-85 (4,131 in 43 games)
- 96.0 - Autry Denson, 1995-98 (4,318 in 45 games)
- 90.3 - Darius Walker, 2004-06 (3,249 in 36 games)

100-Yard Rushing Games (Season)

- 9 - Allen Pinkett, 1983
- 7 - Josh Adams, 2017
- 7 - Darius Walker, 2005
- 7 - Autry Denson, 1997
- 7 - Autry Denson, 1996
- 7 - Vagas Ferguson, 1979

100-Yard Rushing Games (Career)

- 22 - Autry Denson, 1995-98
- 21 - Allen Pinkett, 1982-85
- 15 - Josh Adams, 2015-17
- 15 - Darius Walker, 2004-06

Consecutive 100-Yard Rushing Games (Season)

- 6 - Lee Becton, 1993 (Pittsburgh, BYU, USC, Navy, Florida State, Boston College)
- 5 - Autry Denson, 1996 (Navy, Boston College, Pittsburgh, Rutgers, USC)
- 5 - Allen Pinkett, 1983 (Colorado, South Carolina, Army, USC, Navy)

200-Yard Rushing Games (Season)

- 3 - Julius Jones, 2003 (Pittsburgh, Navy, Stanford)
- 2 - Josh Adams, 2017 (Boston College, NC State)
- 2 - Reggie Brooks, 1992 (Purdue, USC)
- 2 - Jim Stone, 1980 (Miami, Navy)
- 2 - Vagas Ferguson, 1978 (Navy, Georgia Tech)

Freshman Rushing Yards (Game)

- 168 - Josh Adams at Stanford, 2015 (18 attempts)
- 148 - Jerome Heavens vs. Georgia Tech, 1975 (18 attempts)
- 147 - Josh Adams at Pittsburgh, 2015 (20 attempts)

Freshman Rushing Yards (Season)

- 835 - Josh Adams, 2015 (117 attempts)
- 786 - Darius Walker, 2004 (185 attempts)
- 756 - Jerome Heavens, 1975 (129 attempts)

Quarterback Rushing Yards (Game)

- *207 - Brandon Wimbrush at Boston College, 2017 (21 attempts)
- 146 - Bill Etter vs. Navy, 1969 (11 attempts)
- 143 - DeShone Kizer at Temple, 2015 (17 attempts)

Quarterback Rushing Yards (Season)

- 884 - Tony Rice, 1989 (174 attempts)
- *803 - Brandon Wimbrush, 2017 (141 attempts)
- 700 - Tony Rice, 1988 (121 attempts)

Quarterback Rushing Yards (Career)

- 1,921 - Tony Rice, 1987-89 (394 attempts)

Quarterback Rushing Yards/Game (Career)

*64.2 - Brandon Wimbush, 2015- (899 in 14 games)
58.2 - Tony Rice, 1987-89 (1,921 in 33 games)

Rushing Yards/Attempt (Game, min. 5 attempts)

24.3 - Coy McGee vs. USC, 1946 (6 for 146)

Rushing Yards/Attempt (Game, min. 10 attempts)

17.1 - John Petitbon vs. Michigan State, 1950 (10 for 171)
16.0 - Angelo Dabiero vs. Oklahoma, 1961 (11 for 176)
13.7 - Reggie Brooks vs. Purdue, 1992 (15 for 205)

Rushing Yards/Attempt (Season, min. 100 attempts)

8.11 - George Gipp, 1920 (102 for 827)
8.04 - Reggie Brooks, 1992 (167 for 1,343)
7.48 - Marchy Schwartz, 1930 (124 for 927)

Rushing Yards/Attempt (Career, min. 150 attempts)

7.6 - Reggie Brooks, 1989-92 (198 for 1,508)
6.8 - Don Miller, 1922-24 (283 for 1,933)
6.65 - Josh Adams, 2015-17 (481 for 3,198)

Rushing Touchdowns (Game)

7 - Art Smith vs. Loyola (Chicago), 1911
6 - Bill Downs vs. DePauw, 1905
4 - *Brandon Wimbush at Boston College, 2017
4 - Allen Pinkett vs. Penn State, 1984
4 - Allen Pinkett vs. Penn State, 1983
4 - Larry Conjar vs. USC, 1965
4 - Frank Lonergan vs. DePauw, 1903
4 - Frank Lonergan vs. Chicago Physicians, 1903

Rushing Touchdowns (Season)

17 - Allen Pinkett, 1984
17 - Vagas Ferguson, 1979
16 - Jerome Bettis, 1991
16 - Allen Pinkett, 1983
16 - Bill Downs, 1905

Rushing Touchdowns (Career)

49 - Allen Pinkett, 1982-85
43 - Autry Denson, 1995-98
36 - Louis (Red) Salmon, 1900-03

Rushing Touchdowns/Game (Season)

1.7 - Ray Eichenlaub, 1913 (12 in 7 games)

Rushing Touchdowns/Game (Career)

1.2 - Stan Cofall, 1914-16 (30 in 25 games)

PASSING

Pass Attempts (Game)

63 - Terry Hanratty vs. Purdue, 1967 (29 completions)
60 - Brady Quinn vs. Michigan State, 2005 (33 completions)
59 - Brady Quinn vs. Purdue, 2003 (29 completions)

Pass Attempts (Season)

467 - Brady Quinn, 2006 (289 completions)
450 - Brady Quinn, 2005 (292 completions)
440 - Jimmy Clausen, 2008 (268 completions)

Pass Attempts (Career)

1,602 - Brady Quinn, 2003-06 (929 completions)
1,110 - Jimmy Clausen, 2007-09 (695 completions)
1,048 - Tommy Rees, 2010-13 (627 completions)

Pass Attempts/Game (Season)

37.5 - Brady Quinn, 2005 (450 in 12 games)
35.9 - Brady Quinn, 2006 (467 in 13 games)
35.4 - Jimmy Clausen, 2009 (425 in 12 games)

Pass Attempts/Game (Career)

32.7 - Brady Quinn, 2003-06 (1602 in 49 games)
31.7 - Jimmy Clausen, 2007-09 (1110 in 35 games)
29.8 - Everett Golson, 2012, 2014 (745 in 25 games)

Pass Completions (Game)

37 - Jimmy Clausen vs. Navy, 2009 (51 attempts)
33 - Tommy Rees vs. Tulsa, 2010 (54 attempts)
33 - Brady Quinn vs. Michigan State, 2005 (60 attempts)
33 - Joe Theismann vs. USC, 1970 (58 attempts)

Pass Completions (Season)

292 - Brady Quinn, 2005 (450 attempts)
289 - Brady Quinn, 2006 (467 attempts)
289 - Jimmy Clausen, 2009 (425 attempts)

Pass Completions (Career)

929 - Brady Quinn, 2003-06 (1,602 attempts)
695 - Jimmy Clausen, 2007-09 (1,110 attempts)
627 - Tommy Rees, 2010-13 (1,048 attempts)

Consecutive Pass Completions (Game)

25 - Everett Golson vs. Syracuse, 2014
14 - Tommy Rees vs. Maryland, 2011
14 - Ron Powlus vs. Michigan State, 1997
14 - Brady Quinn vs. Ohio State (Fiesta Bowl), 2005

Consecutive Pass Completions (Season)

25 - Everett Golson vs. Syracuse, 2014
14 - Tommy Rees vs. Maryland, 2011
14 - Ron Powlus vs. Michigan State, 1997
14 - Brady Quinn vs. Ohio State (Fiesta Bowl), 2005

Consecutive Games Completing a Pass (Career)

49 - Brady Quinn (12, 2003; 12, 2004; 12, 2005; 13, 2006)
43 - Ron Powlus (11, 1994; 10, 1995; 11, 1996; 11, 1997)
34 - Rick Mirer (11, 1990; 12, 1991; 11, 1992)
34 - Ralph Guglielmi (4, 1951; 10, 1952; 10, 1953; 10, 1954)

Pass Completions/Game (Season)

24.3 - Brady Quinn, 2005 (292 in 12 games)
24.1 - Jimmy Clausen, 2009 (289 in 12 games)
22.2 - Brady Quinn, 2006 (289 in 13 games)

Pass Completions/Game (Career)

19.9 - Jimmy Clausen, 2007-09 (695 in 35 games)
19.0 - Brady Quinn, 2003-06 (929 in 49 games)
17.7 - Everett Golson, 2012, 2014 (443 in 25 games)

Completion Percentage (Game, min. 10 completions)

.909 - Steve Beuerlein vs. Colorado, 1984 (10 of 11)
.864 - Malik Zaire vs. Texas, 2015 (19 of 22)
.857 - Jarious Jackson vs. Navy, 1998 (12 of 14)
.857 - Rick Mirer vs. Purdue, 1991 (12 of 14)
.857 - Rick Slager vs. Northwestern, 1976 (12 of 14)

Completion Percentage (Season, min. 100 attempts)

.680 - Jimmy Clausen, 2009 (289 of 425)
.655 - Tommy Rees, 2011 (269 of 411)
.649 - Brady Quinn, 2005 (292 of 450)

Completion Percentage (Career, min. 150 attempts)

.626 - Jimmy Clausen, 2007-09 (695 of 1,110)
.622 - Kevin McDougal, 1990-93 (112 of 180)
.608 - DeShone Kizer, 2015-16 (423 of 696)

Passing Efficiency Rating (Season, min. 50 completions)

161.42 - Jimmy Clausen, 2009
161.37 - Bob Williams, 1949
158.4 - Brady Quinn, 2005

Passing Efficiency (Season, min. 100 completions)

161.4 - Jimmy Clausen, 2009
158.4 - Brady Quinn, 2005
155.1 - John Huarte, 1964

Passing Efficiency (Career, min. 100 completions)

156.7 - Kevin McDougal, 1990-93
147.7 - DeShone Kizer, 2015-16
145.7 - Jarious Jackson, 1996-99

Passes Intercepted (Game)

7 - Frank Dancewicz vs. Army, 1944
5 - Terry Hanratty vs. USC, 1967
4 - 7 times - last: Everett Golson at Arizona State, 2014

Passes Intercepted (Season)

18 - Steve Beuerlein, 1984
17 - Jimmy Clausen, 2008
16 - John Niemiec, 1928
16 - Angelo Bertelli, 1942
16 - Joe Theismann, 1969

Passes Intercepted (Career)

44 - Steve Beuerlein, 1983-86
39 - Brady Quinn, 2003-06
37 - Tommy Rees, 2010-13

Passes Intercepted/Game (Season)

1.78 - John Niemiec, 1928 (16 in 9 games)
1.64 - Steve Beuerlein, 1984 (18 in 11 games)
1.60 - Joe Theismann, 1969 (16 in 10 games)

Passes Intercepted/Game (Career)

1.31 - Terry Hanratty, 1966-68 (34 in 26 games)
1.17 - Joe Theismann, 1968-70 (35 in 30 games)
1.05 - Steve Beuerlein, 1983-86 (44 in 42 games)

Lowest Interception Pct. (Season, min. 100 attempts)

0.80% - Matt LoVecchio, 2000 (1 in 125 attempts)
0.94% - Jimmy Clausen, 2009 (4 in 425 attempts)
1.50% - Brady Quinn, 2006 (7 in 467 attempts)

Lowest Interception Pct. (Career, min. 200 attempts)

2.14% - *Brandon Wimbush, 2015- (6 in 280 attempts)
2.432% - Jimmy Clausen, 2007-09 (27 in 1110 attempts)
2.434% - Brady Quinn, 2003-06 (39 in 1602 attempts)
2.577% - Matt LoVecchio, 2000-01 (5 of 194 attempts)

Pass Attempts Without Interception (Game)

47 - Tommy Rees vs. Rutgers, 2013
47 - Brady Quinn vs. BYU, 2004
46 - Brady Quinn vs. Purdue, 2004

Pass Attempts Without Interception (Career)

226 - Brady Quinn, Michigan State 2006 - Army 2006
160 - Jimmy Clausen, Washington 2009 - Navy 2009
147 - Jimmy Clausen, USC 2008 - Purdue 2009

Passing Yards (Game)

526 - Joe Theismann vs. USC, 1970 (33 of 58)
487 - Brady Quinn vs. Michigan State, 2005 (33 of 60)
467 - Brady Quinn vs. BYU, 2005 (32 of 41)

Passing Yards (Season)

3,919 - Brady Quinn, 2005 (292 of 450)
3,722 - Jimmy Clausen, 2009 (289 of 425)
3,445 - Everett Golson, 2014 (256 of 427)

Passing Yards (Career)

11,762 - Brady Quinn, 2003-06 (929 of 1,602)
8,148 - Jimmy Clausen, 2007-09 (695 of 1,110)
7,670 - Tommy Rees, 2010-13 (627 of 1,048)

Passing Yards/Game (Season)

326.6 - Brady Quinn, 2005 (3,919 in 12 games)
310.2 - Jimmy Clausen, 2009 (3,722 in 12 games)
265.0 - Everett Golson, 2014 (3,445 in 13 games)

Passing Yards/Game (Career)

240.0 - Brady Quinn, 2003-06 (11,762 in 49 games)
234.0 - Everett Golson, 2012 (5,850 in 25 games)
232.4 - DeShone Kizer, 2015-16 (5,809 in 25 games)

Passing Yards/Attempt (Game, min. 15 attempts)

17.50 - Jimmy Clausen vs. Nevada, 2009 (18 for 315)
15.42 - Jimmy Clausen vs. Hawai'i, 2008 (Hawai'i Bowl), (26 for 401)
15.04 - Tommy Rees vs. Temple, 2013 (23 for 346)

Passing Yards/Attempt (Season, min. 100 attempts)

10.06 - John Huarte, 1964 (205 for 2,062)
9.69 - Kevin McDougal, 1993 (159 for 1,541)
9.35 - Bob Williams, 1949 (147 for 1,374)

Passing Yards/Attempt (Career, min. 150 attempts)

9.86 - Kevin McDougal, 1990-93 (180 for 1,774)
9.19 - John Huarte, 1962-64 (225 for 2,343)
8.99 - Jarious Jackson, 1996-99 (536 for 4,820)

Passing Yards/Completion (Game, min. 10 completions)

27.4 - John Huarte vs. Navy, 1964 (10 for 274 yards)

Passing Yards/Completion (Season, min. 50 completions)

18.09 - John Huarte, 1964 (114 for 2,062 yards)
17.78 - George Izo, 1958 (60 for 1,067 yards)
17.06 - Ralph Guglielmi, 1954 (68 for 1,160 yards)

Passing Yards/Completion (Career, min. 75 completions)

17.31 - George Izo, 1957-59 (121 for 2,095 yards)
17.12 - Tony Rice, 1987-89 (173 for 2,961 yards)
16.98 - John Huarte, 1962-64 (138 for 2,343 yards)

Touchdown Passes (Game)

6 - Brady Quinn vs. BYU, 2005
5 - seven times - last: DeShone Kizer at Texas, 2016

Touchdown Passes (Season)

37 - Brady Quinn, 2006 (13 games)
32 - Brady Quinn, 2005 (12 games)
29 - Everett Golson, 2014 (13 games)

Touchdown Passes (Career)

95 - Brady Quinn, 2003-06 (49 games)
61 - Tommy Rees, 2010-13 (46 games)
60 - Jimmy Clausen, 2007-09 (35 games)

Touchdown Passes/Game (Season)

2.85 - Brady Quinn, 2006 (37 in 13 games)
2.67 - Brady Quinn, 2005 (32 in 12 games)
2.23 - Jimmy Clausen, 2009 (28 in 12 games)

Touchdown Passes/Game (Career)

1.94 - Brady Quinn, 2003-06 (95 in 49 games)
1.88 - DeShone Kizer, 2015-16 (47 in 25 games)
1.71 - Jimmy Clausen, 2007-09 (60 in 35 games)

Most Victories as Starting QB (Career)

29 - Tom Clements, 1972-74
29 - Ron Powlus, 1994-97
29 - Brady Quinn, 2003-06

Consecutive Wins To Open Starting Career

11 - Bob Williams, 1949-50
10 - Everett Golson, 2012
9 - Kevin McDougal, 1993
9 - Frank Tripucka, 1948

Winning Percentage as Starting QB (Career)

.932 - John Lujack, 1943, 1946-47 (20-1-1)
.903 - Tony Rice, 1987-89 (28-3-0)
.871 - Ralph Guglielmi, 1951-54 (26-3-2)

RECEIVING

Receptions (Game)

14 - Maurice Stovall vs. BYU, 2005 (207 yards)
13 - Michael Floyd vs. Michigan, 2011 (159 yards)
13 - Jim Seymour vs. Purdue, 1966 (276 yards)

Receptions (Season)

100 - Michael Floyd, 2011 (1,147 yards in 13 games)
93 - Golden Tate, 2009 (1,496 yards in 12 games)
79 - Michael Floyd, 2010 (1,025 yards in 12 games)

Receptions (Career)

271 - Michael Floyd, 2008-11 (3,686 yards)
181 - TJ Jones, 2010-13 (2,429 yards)
179 - Jeff Samardzija, 2003-06 (2,593 yards)

Receptions/Game (Season)

7.75 - Golden Tate, 2009 (93 in 12 games)
7.70 - Thom Gatewood, 1970 (77 in 10 games)
7.69 - Michael Floyd, 2011 (100 in 13 games)

Receptions/Game (Career)

6.30 - Michael Floyd, 2008-11 (271 in 43 games)
5.30 - Jim Seymour, 1966-68 (138 in 26 games)
5.23 - Thom Gatewood, 1969-71 (157 in 30 games)

Tight End Receptions (Game)

9 - Ken MacAfee vs. Purdue, 1977 (114 yards)
8 - 8 times - last: Tyler Eifert vs. Maryland, 2011 (83 yards)

Tight End Receptions (Season)

63 - Tyler Eifert, 2011 (803 yards)
54 - Ken MacAfee, 1977 (797 yards)
50 - Tyler Eifert, 2012 (685 yards)

Tight End Receptions (Career)

140 - Tyler Eifert, 2009-12 (1,840 yards)
128 - Ken MacAfee, 1974-77 (1,759 yards)
100 - John Carlson, 2004-07 (1,093 yards)

Receiving Yards (Game)

276 - Jim Seymour vs. Purdue, 1966 (13 receptions)
244 - Golden Tate vs. Washington, 2009 (9 receptions)
217 - Jack Snow vs. Wisconsin, 1964 (9 receptions)

Receiving Yards (Season)

1,496 - Golden Tate, 2009 (93 receptions)
1,258 - Will Fuller, 2015 (62 receptions)
1,249 - Jeff Samardzija, 2005 (77 receptions)

Receiving Yards (Career)

3,686 - Michael Floyd, 2008-11 (271 receptions)
2,707 - Golden Tate, 2007-09 (157 receptions)
2,593 - Jeff Samardzija, 2003-06 (179 receptions)

Receiving Yards/Game (Season)

124.7 - Golden Tate, 2009 (1,496 in 12 games)
123.1 - Jim Seymour, 1966-68 (2,113 in 26 games)
113.6 - Michael Floyd, 2009 (795 in 7 games)

Receiving Yards/Game (Career)

85.7 - Michael Floyd, 2008-11 (2,686 in 43 games)
81.3 - Jim Seymour, 1966-68 (2,113 in 26 games)
76.1 - Thom Gatewood, 1969-71 (2,283 in 30 games)

Receiving Yards/Catch (Game, min. 4 receptions)

47.3 - Michael Floyd vs. Nevada, 2009 (4-189 yards)
45.5 - Equanimeous St. Brown vs. Syracuse, 2016 (4-182 yards)
41.6 - Jim Morse vs. USC, 1955 (5-208 yards)

Receiving Yards/Catch (Game, min. 5 receptions)

41.6 - Jim Morse vs. USC, 1955 (5-208 yards)
29.5 - Golden Tate at Hawai'i (Hawai'i Bowl), 2008 (6-177 yards)
29.5 - Jeff Samardzija vs. North Carolina, 2006 (6-177 yards)

Receiving Yards/Catch (Season, min. 20 receptions)

25.8 - Matt Shelton, 2004 (20 for 515 yards)
25.6 - Tony Hunter, 1979 (27 for 690 yards)
22.1 - Jim Morse, 1956 (20 for 442 yards)

Receiving Yards/Catch (Career, min. 35 receptions)

22.0 - Raghib Ismail, 1988-90 (71 for 1,565 yards)
21.5 - Kris Haines, 1975-78 (63 for 1,353 yards)
21.2 - Jim Morse, 1954-56 (52 for 1,102 yards)

Touchdown Receptions (Game)

4 - Maurice Stovall vs. BYU, 2005
3 - 14 times - last: Will Fuller at Pittsburgh, 2015

Touchdown Receptions (Season)

15 - Will Fuller, 2014
15 - Golden Tate, 2009
15 - Jeff Samardzija, 2005
15 - Rhema McKnight, 2006

Touchdown Receptions (Career)

37 - Michael Floyd, 2008-11
30 - Will Fuller, 2013-15
27 - Jeff Samardzija, 2003-06

Touchdown Receptions/Game (Season)

1.29 - Michael Floyd, 2009 (9 in 7 games)
1.25 - Golden Tate, 2009 (15 in 12 games)
1.25 - Jeff Samardzija, 2005 (15 in 12 games)

Touchdown Receptions/Game (Career)

0.86 - Michael Floyd, 2008-11 (37 in 43 games)
0.77 - Will Fuller, 2013-15 (30 in 39 games)
0.70 - Golden Tate, 2007-09 (26 in 37 games)

TOTAL OFFENSE

Total Offense Attempts (Game)

75 - Terry Hanratty vs. Purdue, 1967 (420 yards)
71 - Joe Theismann vs. USC, 1970 (512 yards)

Total Offense Attempts (Season)

549 - Brady Quinn, 2006 (3,497 yards in 13 games)
541 - Everett Golson, 2014 (3,728 yards in 13 games)
520 - Brady Quinn, 2005 (4,009 yards in 12 games)

Total Offense Attempts (Career)

1,856 - Brady Quinn, 2003-06 (11,944 yards in 49 games)
1,285 - Jimmy Clausen, 2007-09 (7,793 yards in 35 games)
1,201 - Ron Powlus, 1994-97 (7,479 yards in 44 games)

Total Offense Attempts/Game (Season)

43.3 - Brady Quinn, 2005 (520 plays in 12 games)
42.2 - Brady Quinn, 2006 (549 plays in 13 games)
41.6 - Everett Golson, 2014 (541 plays in 13 games)

Total Offense Attempts/Game (Career)

38.4 - DeShone Kizer, 2015-16 (959 plays in 25 games)
38.1 - Everett Golson, 2012, 2014 (953 plays in 25 games)
37.9 - Brady Quinn, 2003-06 (1,856 plays in 49 games)

Total Offense Yards (Game)

512 - Joe Theismann vs. USC, 1970 (71 attempts)
479 - Brady Quinn vs. Michigan State, 2005 (67 attempts)
472 - DeShone Kizer vs. Syracuse, 2016 (44 attempts)

Total Offense Yards (Season)

4,009 - Brady Quinn, 2005 (520 attempts)
3,728 - Everett Golson, 2014 (541 attempts)
3,627 - Jimmy Clausen, 2009 (484 attempts)

Total Offense Yards (Career)

11,944 - Brady Quinn, 2003-06 (1,856 attempts)
7,793 - Jimmy Clausen, 2007-09 (1,285 attempts)
7,543 - Tommy Rees, 2010-13 (1,106 attempts)

Total Offense Yards/Game (Season)

334.1 - Brady Quinn, 2005 (4,009 yards in 12 games)
302.3 - Jimmy Clausen, 2009 (3,627 yards in 12 games)
286.8 - Everett Golson, 2014 (3,728 yards in 13 games)

Total Offense Yards/Game (Career)

272.0 - DeShone Kizer, 2015-16 (6,801 yards in 25 games)
257.2 - Everett Golson, 2012, 2014 (6,431 yards in 25 games)
243.8 - Brady Quinn, 2003-06 (11,944 yards in 49 games)

200-Yard Total Offense Games (Season)

12 - Brady Quinn, 2006
 11 - Everett Golson, 2014
 11 - Jimmy Clausen, 2009
 11 - Brady Quinn, 2005

200-Yard Total Offense Games (Career)

33 - Brady Quinn, 2003-06
 20 - Jimmy Clausen, 2007-09
 19 - Tommy Rees, 2010-13
 19 - DeShone Kizer, 2015-16

Total Offense Yards/Attempt (Game, min. 20 attempts)

15.8 - Jimmy Clausen vs. Nevada, 2009 (20 for 316 yards)
 14.2 - Tommy Rees vs. Temple, 2013 (24 for 341 yards)
 14.1 - Jimmy Clausen vs. Hawai'i (Hawai'i Bowl), 2008 (28 for 395 yards)

Total Offense Yards/Attempt (Season, min. 1,000 yards)

9.37 - George Gipp, 1920 (164 for 1,536 yards)
 8.55 - John Huarte, 1964 (242 for 2,069 yards)
 7.84 - Rick Mirer, 1991 (309 for 2,423 yards)

Total Offense Yards/Attempt (Career, min. 2,000 yards)

7.46 - John Huarte, 1962-64 (306 for 2,283 yards)
 7.39 - George Gipp, 1917-20 (556 for 4,110 yards)
 7.34 - Jarious Jackson, 1996-99 (787 for 5,777 yards)

Points Responsible For (Game)

37 - Art Smith vs. Loyola (Chicago), 1911 (7 touchdowns worth 5 points each & 2 PATs)
 36 - DeShone Kizer at Texas, 2016 (1 rushing, 5 passing)
 36 - DeShone Kizer at Pittsburgh, 2015 (1 rushing, 5 passing)
 36 - Everett Golson vs. Navy (Landover, Maryland), 2014 (3 rushing, 3 passing)

Points Responsible For (Season)

234 - Brady Quinn, 2006 (2 rush TDs, 37 pass TDs)
 226 - Everett Golson, 2014 (8 rush TDs, 29 pass TDs, 2 2-pt.)
 204 - DeShone Kizer, 2016 (8 rush TDs, 26 pass TDs)

Points Responsible For (Career)

606 - Brady Quinn, 2003-06 (6 rush TDs, 95 pass TDs)
 390 - Jimmy Clausen, 2007-09 (5 rush TDs, 60 pass TDs)
 390 - DeShone Kizer, 2015-16 (18 rush TDs, 47 pass TDs)

Points Responsible For/Game (Season)

18.0 - Brady Quinn, 2006 (234 points in 13 games)
 17.4 - Everett Golson, 2014 (226 in 13 games)
 16.8 - DeShone Kizer, 2016 (202 points in 12 games)

Points Responsible For/Game (Career)

15.6 - DeShone Kizer, 2015-16 (390 in 25 games)
 13.4 - *Brandon Wimbrush, 2015- (188 in 14 games)
 13.4 - Everett Golson, 2012, 2014 (334 in 25 games)
 12.4 - Brady Quinn, 2003-06 (606 pts in 49 games)

SCORING

Points Scored (Game)

37 - Art Smith vs. Loyola (Chicago), 1911. (7 touchdowns worth 5 points each & 2 PATs)
 30 - DeShone Kizer at Pittsburgh, 2015 (5 TDs)
 30 - Bill Wolski vs. Pittsburgh, 1965 (5 TDs)
 30 - Alvin Berger vs. St. Viator, 1912 (5 TDs)
 30 - Willie Maher vs. Kalamazoo, 1923 (5 TDs)
 30 - Bill Downs vs. DePauw, 1905 (6 touchdowns worth 5 points each)

Points Scored (Season)

120 - Jerome Bettis, 1991 (20 TDs)
 110 - Allen Pinkett, 1983 (18 TDs, 2-pt. run)
 108 - Golden Tate, 2009 (18 TDs)
 108 - Allen Pinkett, 1984 (18 TDs)

Points Scored (Career)

320 - Allen Pinkett, 1982-85 (53 TDs, 2-pt. run)
 294 - Craig Hentrich, 1989-92 (39 FGs, 177 PATs)
 288 - Kyle Brindza, 2011-14 (57 FGs, 117 PATs)

Points Scored/Game (Season)

12.0 - Alvin Berger, 1912 (84 in 7 games)
 11.7 - Louis (Red) Salmon, 1903 (105 in 9 games)
 10.0 - Jerome Bettis, 1991 (120 in 12 games)
 10.0 - Allen Pinkett, 1982 (110 in 11 games)

Points Scored/Game (Career)

10.3 - Stan Cofall, 1914-16 (246 in 24 games)
 7.4 - Allen Pinkett, 1982-85 (320 in 43 games)
 7.1 - Gus Dorais, 1910-13 (198 in 28 games)

Kicking Points Scored (Game)

17 - Kyle Brindza (5 FGs, 2 PATs) vs. Rutgers, 2013
 17 - Nick Tausch (5 FGs, 2 PATs) vs. Washington, 2009
 17 - Nicholas Setta (5 FGs, 2 PATs) vs. Washington State, 2003
 17 - Craig Hentrich (5 FGs, 2 PATs) vs. Miami, 1990

Kicking Points Scored (Season)

98 - Kyle Brindza, 2013 (20 FGs, 38 PATs)
 97 - *Justin Yoon, 2017 (14 FGs, 55 PATs)
 97 - Kyle Brindza, 2012 (23 FGs, 28 PATs)
 *95 - Justin Yoon, 2015 (15 FGs, 50 PATs)

Kicking Points Scored (Career)

294 - Craig Hentrich, 1989-92 (39 FGs, 177 PATs)
 288 - Kyle Brindza, 2011-14 (57 FGs, 117 PATs)
 275 - *Justin Yoon, 2015- (42 FGs, 149 PATs)

Kicking Points Scored/Game (Season)

8.1 - Craig Hentrich, 1990 (89 in 11 games)
 8.1 - *Justin Yoon, 2017 (97 in 12 games)
 7.9 - Kevin Pendergast, 1993 (87 in 11 games)
 7.9 - John Carney, 1986 (87 in 11 games)

Kicking Points Scored/Game (Career)

*7.4 - Justin Yoon, 2015- (275 in 37 games)
6.8 - John Carney, 1984-86 (2223 in 33 games)
6.7 - Craig Hentrich, 1989-92 (294 in 44 games)

Touchdowns (Game)

7 - Art Smith vs. Loyola (Chicago), 1911
6 - Bill Downs vs. DePauw, 1905

Touchdowns (Season)

20 - Jerome Bettis, 1991 (12 games)
18 - Golden Tate, 2009 (12 games)
18 - Allen Pinkett, 1983 (11 games)
18 - Allen Pinkett, 1984 (11 games)

Touchdowns (Career)

53 - Allen Pinkett, 1982-85 (43 games)
47 - Autry Denson, 1995-98 (45 games)
38 - Michael Floyd, 2008-11 (43 games)

Touchdowns/Game (Season)

1.78 - Bill Downs, 1905 (16 in 9 games)

Touchdowns/Game (Career)

1.25 - Stan Cofall, 1914-16 (30 in 24 games)

First Notre Dame Touchdown

Harry Jewett vs. Michigan - April 20, 1888 (5-yard run)

FIELD GOALS

Field Goals Made (Game)

5 - Kyle Brindza vs. Rutgers, 2013 (6 attempts)
5 - Kyle Brindza vs. USC, 2012 (6 attempts)
5 - Nick Tausch vs. Washington, 2009 (5 attempts)
5 - Nicholas Setta vs. Washington State, 2003 (6 attempts)
5 - Nicholas Setta vs. Maryland, 2002 (5 attempts)
5 - Craig Hentrich vs. Miami, 1990 (6 attempts)

Field Goals Made (Season)

23 - Kyle Brindza, 2012 (31 attempts, 12 games)
21 - John Carney, 1986 (28 attempts, 11 games)
20 - Kyle Brindza, 2013 (26 attempts, 13 games)

Field Goals Made (Career)

57 - Kyle Brindza, 2011-14 (81 attempts, 52 games)
51 - John Carney, 1984-86 (69 attempts, 44 games)
46 - Nicholas Setta, 2000-03 (66 attempts, 40 games)

Field Goals Attempted (Game)

7 - Gus Dorais vs. Texas, 1913 (made 3)
6 - Kyle Brindza vs. Rutgers, 2013 (made 5)
6 - Kyle Brindza vs. USC, 2012 (made 5)
6 - Brandon Walker vs. Syracuse, 2008 (made 3)
6 - Nicholas Setta vs. Washington State, 2003 (made 5)
6 - Craig Hentrich vs. Miami, Fla., 1990 (made 5)

Field Goals Attempted (Season)

31 - Kyle Brindza, 2012 (made 23 in 12 games)
28 - John Carney, 1986 (made 21 in 11 games)
26 - Kyle Brindza, 2013 (made 20 in 13 games)

Field Goals Attempted (Career)

81 - Kyle Brindza, 2011-14 (made 57 in 52 games)
69 - John Carney, 1984-86 (made 51 in 44 games)
66 - Nicholas Setta, 2000-03 (made 46 in 40 games)

Field Goal Percentage (Season, min. 15 attempts)

.947 - David Ruffer, 2010 (18 of 19)
.895 - John Carney, 1984 (17 of 19)

Field Goal Percentage (Career, min. 50 attempts)

.808 - *Justin Yoon, 2015- (42 of 52)
.739 - John Carney, 1984-86 (51 of 69)
.704 - Kyle Brindza, 2011-14 (57 of 81)

Consecutive Field Goals (Season)

18 - David Ruffer, 2010
14 - Nick Tausch, 2009
13 - Mike Johnston, 1982

Consecutive Field Goals (Career)

23 - David Ruffer, 2009-10
14 - Nick Tausch, 2009
13 - Mike Johnston, 1982

Consecutive Regular-Season Games With a Field Goal

16 - Nicholas Setta, 2000-02 (last 2 games of '00, all 11 games of '01, first 3 of '02 - also '01 Fiesta Bowl)
11 - David Ruffer, 2009-10 (last 3 games of '09, first 8 games of '10)
11 - John Carney, 1986 (all 11 games)

First Notre Dame Field Goal

Mike Daly vs. Chicago, 1897 (35 yards)

EXTRA POINTS

Extra Point Conversions (Game)

9 - 4 times - last: Ken Ivan vs. Pittsburgh, 1965 (10 atts.)

Extra Point Conversions (Season)

55, *Justin Yoon, 2017 (55 attempts)
52 - D.J. Fitzpatrick, 2005 (54 attempts)
51 - Kyle Brindza, 2014 (52 attempts)

Extra Point Conversions (Career)

177 - Craig Hentrich, 1989-92 (180 atts.)
149 - *Justin Yoon, 2015- (153 atts.)
130 - Dave Reeve, 1974-77 (143 atts.)

Extra Point Conversions/Game (Season)

4.8 - Craig Hentrich, 1991 (48 in 10 games)
4.6 - *Justin Yoon, 2017 (55 in 12 games)
4.5 - Scott Hempel, 1968 (45 in 10 games)

Extra Point Conversions/Game (Career)

4.4 - Scott Hempel, 1968-70 (122 in 28 games)

Extra Point Attempts (Game)

12 - Frank Winter vs. Englewood High School, 1900 (made 9)
10 - Ken Ivan vs. Pittsburgh, 1965 (made 9)

Extra Point Attempts (Season)

55 - *Justin Yoon, 2017 (made 55)
54 - D.J. Fitzpatrick, 2005 (made 52)
53 - Carl Gioia, 2006 (made 49)

Extra Point Attempts (Career)

180 - Craig Hentrich, 1989-92 (made 177)
153 - *Justin Yoon, 2015- (made 149)
143 - Dave Reeve, 1974-77 (made 130)

Extra Point Percentage (Season, min. 20 made)

1.000 - *Justin Yoon, 2017 (55 of 55)
1.000 - Craig Hentrich, 1991 (48 of 48)
1.000 - David Ruffer, 2011 (47 of 47)
1.000 - Craig Hentrich, 1990 (41 of 41)
1.000 - Brandon Walker, 2008 (39 of 39)
1.000 - Kyle Brindza, 2013 (38 of 38)
1.000 - Bob Thomas, 1972 (34 of 34)
1.000 - Nicholas Setta, 2002 (32 of 32)
1.000 - Stefan Schroffner, 1994 (30 of 30)
1.000 - Ted Gradel, 1987 (33 of 33)
1.000 - John Carney, 1984 (25 of 25)
1.000 - Nicholas Setta, 2001 (23 of 23)
.981 - Kyle Brindza, 2014 (51 of 52)

Extra Point Percentage (Career, min. 50 made)

.990 - Nicholas Setta, 2000-03 (104 of 105)
.984 - Brandon Walker, 2007-10 (61 of 62)
.983 - Craig Hentrich, 1989-92 (177 of 180)

Consecutive Extra Points Made (Career)

136 - Craig Hentrich (from 9-30-89 vs. Purdue to 9-26-92 vs. Purdue, missed 2nd attempt vs. Purdue)
92 - Nicholas Setta (from 10-7-00 vs. Stanford to 10-11-03 ended by injury)
89 - Kyle Brindza (from 11-3-12 vs. Pittsburgh to 11-15-14 vs. Northwestern)

Two-Point Conversions (Season)

2 - Everett Golson, 2014
2 - Marc Edwards, 1995
2 - Bob Minnix, 1971
2 - Bill Wolski, 1965

Passing Two-Point Conversions (Season)

2 - Steve Beuerlein, 1986 (5 attempts)
2 - John Huarte, 1964 (9 attempts)

Two-Point Conversion Attempts (Game)

3 - Joe Theismann vs. Pittsburgh, 1970
3 - Terry Hanratty vs. Pittsburgh, 1966
3 - John Huarte vs. Wisconsin, 1964
3 - John Huarte vs. Michigan State, 1964

Two-Point Conversion Attempts (Season)

9 - John Huarte, 1964
6 - Terry Hanratty, 1966

Two-Point Conversion Attempts (Career)

10 - John Huarte, 1962-64
8 - Terry Hanratty, 1966-68

PUNT RETURNS

Returns (Game)

9 - Tom Schoen vs. Pittsburgh, 1967 (167 yards)

Punt Returns (Season)

42 - Tom Schoen, 1967 (447 yards)
40 - Vontez Duff, 2002 (385 yards)
40 - Gene Edwards, 1925 (173 yards)

Punt Returns (Career)

103 - Dave Duerson, 1979-82 (869 yards)
92 - Frank Carideo, 1928-30 (947 yards)
88 - Harry Stuhldreher, 1922-24 (701 yards)

Punt Returns/Game (Season)

4.7 - Tom Schoen, 1967 (42 in 9 games)

Punt Returns/Game (Career)

3.3 - Frank Carideo, 1928-30 (92 in 28 games)

Punt Return Yards (Game)

167 - Tom Schoen vs. Pittsburgh, 1967 (9 returns)
157 - Chet Grant vs. Case Tech, 1916 (3 returns)
150 - Tim Brown vs. Michigan State, 1987 (6 returns)

Punt Return Yards (Season)

459 - Nick Rassas, 1965 (24 returns)
447 - Tom Schoen, 1967 (42 returns)
405 - Frank Carideo, 1929 (33 returns)

Punt Return Yards (Career)

947 - Frank Carideo, 1928-30 (92 returns)
869 - Dave Duerson, 1979-82 (103 returns)
757 - Tom Zbikowski, 2004-07 (66 returns)

Punt Return Yards/Game (Season)

49.7 - Tom Schoen, 1967 (447 in 9 games)

Punt Return Yards/Game (Career)

33.8 - Frank Carideo, 1928-30 (947 in 28 games)

Punt Return Yards/Att. (Game, min. 3 attempts)

52.3 - Chet Grant vs. Case Tech, 1916 (3 for 157 yards)

Punt Return Yards/Attempt (Game, min. 5 attempts)

22.0 - Frank Carideo vs. Georgia Tech, 1929 (5 for 110 yards)

Punt Return Yards/Attempt (Season, min. 1.5/game)

^ 19.1 - Nick Rassas, 1965 (459 on 24 atts.)

Punt Return Yards/Attempt (Career, min. 1.5/game)

15.8 - Allen Rossum, 1994-97 (427 on 27 atts.)

^ In 1996, Allen Rossum had only 15 punt returns, which does not meet the 1.5 per game requirement. However, he eclipsed the record based on his return yards (344) divided by the min. return amount of 17 (in 11 games). Rossum actually averaged 22.9 yards per return.

Punt Return Touchdowns (Game)

2 - Allen Rossum vs. Pittsburgh, 1996

2 - Tim Brown vs. Michigan State, 1987

2 - Vince McNally vs. Beloit, 1926

Punt Return Touchdowns (Season)

3 - Allen Rossum, 1996

3 - Tim Brown, 1987

3 - Nick Rassas, 1965

Punt Return Touchdowns (Career)

3 - Tom Zbikowski, 2004-07

3 - Allen Rossum, 1994-96

3 - Ricky Watters, 1987-90

3 - Tim Brown, 1984-87

3 - Nick Rassas, 1963-65

KICKOFF RETURNS

Kickoff Returns (Game)

8 - George Gipp (157 yards) vs. Army, 1920

7 - Julius Jones (163 yards) vs. Pittsburgh, 1999

6 - 12 times - last: C.J. Sanders at Stanford, 2015

Kickoff Returns (Season)

37 - Theo Riddick (849 yards), 2009

35 - George Atkinson III (915 yards), 2011

35 - Amir Carlisle (761 yards), 2014

Kickoff Returns (Career)

88 - George Atkinson III, 2011-13 (2,136 yards)

86 - C.J. Sanders, 2015-17 (2,019 yards)

72 - Julius Jones, 1999-2001, 2003 (1,678 yards)

Kickoff Returns/Game (Career)

2.37 - George Atkinson III, 2011-13 (88 in 37 games)

2.26 - C.J. Sanders, 2015-17 (86 in 38 games)

1.54 - Armando Allen, 2007-10 (54 in 35 games)

Kickoff Return Yards (Game)

253 - Paul Castner vs. Kalamazoo, 1922 (4 returns)

192 - Raghieb Ismail vs. Michigan, 1989 (3 returns)

182 - C.J. Sanders at Stanford, 2015 (6 returns)

Kickoff Return Yards (Season)

915 - George Atkinson III, 2011 (35 returns)

849 - Theo Riddick, 2009 (37 returns)

780 - George Atkinson III, 2013 (31 returns)

Kickoff Return Yards (Career)

2,136 - George Atkinson III, 2011-13 (88 returns)

2,019 - C.J. Sanders, 2015-17 (86 returns)

1,678 - Julius Jones, 1999-2001, 2003 (72 returns)

Kickoff Return Yards/Game (Season)

70.8 - Theo Riddick, 2009 (849 in 12 games)

70.4 - George Atkinson III, 2011 (915 in 13 games)

70.0 - Paul Castner, 1922 (490 in 7 games)

Kickoff Return Yards/Game (Career)

57.7 - George Atkinson III, 2011-13 (2,136 in 37 games)

53.1 - C.J. Sanders, 2015-17 (2,019 in 38 games)

37.5 - Tim Brown, 1984-87 (1,613 in 43 games)

Kickoff Return Yards/Attempt (Game, min. 2 returns)

85.0 - Raghieb Ismail vs. Rice, 1988 (2 for 170)

Kickoff Return Yards/Attempt (Season, min. 0.5/game)

44.5 - Paul Castner, 1922 (11 for 490)

Kickoff Return Yards/Attempt (Career, min. 0.5/game)

36.5 - Paul Castner, 1920-22 (21 for 767)

Kickoff Return Touchdowns (Game)

2 - Raghieb Ismail vs. Michigan, 1989

2 - Raghieb Ismail vs. Rice, 1988

2 - Paul Castner vs. Kalamazoo, 1922

Kickoff Return Touchdowns (Season)

2 - C.J. Sanders, 2016

2 - George Atkinson III, 2011

2 - Allen Rossum, 1997

2 - Raghieb Ismail, 1989

2 - Raghieb Ismail, 1988

2 - Tim Brown, 1986

2 - Nick Eddy, 1966

2 - Johnny Lattner, 1953

2 - Paul Castner, 1922

Kickoff Return Touchdowns (Career)

5 - Raghieb Ismail, 1988-90

TOTAL RETURNS

Total Returns (Game)

10 - George Gipp vs. Army, 1920 (2 PR, 8 KR, 207 yards)

10 - Tom Schoen vs. Pittsburgh, 1967 (1, KR, 9 PR, 167 yards)

Total Returns (Season)

59 - Vontez Duff, 2002 (40 PR, 19 KR, 941 yards)

57 - Tim Brown, 1987 (34 PR, 23 KR, 857 yards)

53 - C.J. Sanders, 2015 (25 PR, 28 KR, 822 yards)

Total Returns (Career)

121 - C.J. Sanders, 2015-17 (86 KR, 35 PR, 2,326)
 120 - Vontez Duff, 2000-2003 (73 PR, 47 KR, 1,955 yards)
 110 - Julius Jones, 1999-2003 (38 PR, 72 KR, 2,104 yards)

Total Returns/Game (Season)

5.2 - Tim Brown, 1987 (57 in 11 games)

Total Return Yards (Game)

254 - Willie Maher vs. Kalamazoo, 1923 (80 PR, 174 KR)
 253 - Paul Castner vs. Kalamazoo, 1922 (253 KR)

Total Return Yards (Season)

915 - George Atkinson III, 2011 (915 KR, 0 PR)
 911 - Vontez Duff, 2002 (526 KR, 385 PR)
 857 - Tim Brown, 1987 (401 PR, 456 KR)

Total Return Yards (Career)

2,326 - C.J. Sanders, 2015-17 (2,019 KR, 307 PR)
 2,136 - George Atkinson III, 2010-13 (0 PR, 2,136 KR)
 2,104 - Julius Jones, 1999-2001, 2003 (426 PR, 1678 KR)

Total Return Yards/Game (Season)

77.9 - Tim Brown, 1987 (857 in 11 games)

Total Return Yards/Game (Career)

61.2 - C.J. Sanders, 2015-17 (2,326 in 38 games)

Total Return Yards/Attempt (Game, min. 5 attempts)

35.6 - George Atkinson III vs. USC, 2011 (5 for 178)
 35.0 - Julius Jones vs. Nebraska, 2000 (5 for 175)
 30.6 - Tim Brown vs. USC, 1986 (5 for 153)

Total Return Yards/Attempt (Season, min. 1.5/game)

29.7 - Raghib Ismail, 1988 (17 for 505)
 28.6 - Tim Brown, 1986 (27 for 773)
 28.0 - Paul Hornung, 1956 (20 for 559)

Total Return Yards/Attempt (Career, min. 1.5/game)

24.3 - George Atkinson III, 2011-13 (88 for 2,136)
 22.6 - Raghib Ismail, 1988-90 (71 for 1607)
 22.0 - Jim Stone, 1977-80 (49 for 1079)

Total Returns for Touchdowns (Game)

2 - Allen Rossum (PR) vs. Pittsburgh, 1996
 2 - Raghib Ismail (KR) vs. Rice, 1988
 2 - Raghib Ismail (PR, KR) vs. Michigan, 1989
 2 - Tim Brown (PR) vs. Michigan State, 1987
 2 - Vince McNally (PR) vs. Beloit, 1926
 2 - Paul Castner (KR) vs. Kalamazoo, 1922

Total Returns for Touchdowns (Season)

4 - Allen Rossum (3 PR, 1 KR), 1996
 3 - Raghib Ismail (1 PR, 2 KR), 1989
 3 - Tim Brown (3 PR), 1987
 3 - Nick Rassas (3 PR), 1965

Total Returns for Touchdowns (Career)

6 - Allen Rossum (3 PR, 3 KR), 1994-97
 6 - Tim Brown (3 PR, 3 KR), 1984-87
 6 - Raghib Ismail (5 KR, 1 PR), 1988-90
 4 - *C.J. Sanders (3 KR, 1 PR), 2015-
 3 - Tom Zbikowski (0 KR, 3 PR), 2004-07
 3 - Vontez Duff (1 PR, 2KR), 2000-03
 3 - Nick Rassas (3 PR), 1965
 3 - Ricky Watters (3 PR), 1987-90

ALL-PURPOSE YARDS

All-Purpose Yards (Game)

361 - Willie Maher vs. Kalamazoo, 1923 (107 rush, 80 PR, 174 KR)
 357 - George Gipp vs. Army, 1920 (150 rushing, 50 PR, 157 KR)
 294 - Tim Brown vs. Boston College, 1987 (15 rushing, 126 receiving, 21 PR, 132 KR)

All-Purpose Yards (Season)

1,937 - Tim Brown, 1986 (254 rushing, 910 receiving, 75 PR, 698 KR)
 1,915 - Golden Tate, 2009 (186 rushing, 1,496 receiving, 171 PR, 62 KR)
 1,847 - Tim Brown, 1987 (144 rushing, 846 receiving, 401 PR, 456 KR)

All-Purpose Yards (Career)

5,462 - Julius Jones, 1999-2001, 2003 (3,108 rushing, 250 receiving, 426 PR, 1,678 KR)
 5,327 - Autry Denson, 1995-98 (4,318 rushing, 432 receiving, 273 KR, 304 PR)
 5,259 - Allen Pinkett, 1982-85 (4,131 rushing, 774 receiving, 354 KR)

All-Purpose Yards/Game (Season)

176.1 - Tim Brown, 1986 (1,937 in 11 games)

All-Purpose Yards (Career)

122.3 - Allen Pinkett, 1982-85 (5,259 in 43 games)

TOTAL YARDS

Total Yards (Game)

519 - Joe Theismann vs. USC, 1970 (526 passing, 7 receiving, -14 rushing)
 479 - Brady Quinn vs. Michigan State, 2005 (487 passing, -8 rushing)
 472 - DeShone Kizer vs. Syracuse, 2016 (471 passing, 1 rushing)

Total Yards (Season)

4,009 - Brady Quinn, 2005 (3,919 passing, 90 rushing)
 3,627 - Jimmy Clausen, 2009 (3,722 passing, -95 rushing)
 3,728 - Everett Golson, 2014 (3,445 passing, 283 rushing)

Total Yards (Career)

11,944 - Brady Quinn, 2003-06 (11,762 passing, 182 rushing)
 7,793 - Jimmy Clausen, 2007-09 (8,148 passing, -355 rushing)
 7,543 - Tommy Rees, 2010-13 (7,670 passing, -56 rushing)

Total Yards/Game (Season)

334.1 - Brady Quinn, 2005 (4,009 in 12 games)
302.3 - Jimmy Clausen, 2009 (3,627 in 12 games)
286.8 - Everett Golson, 2014 (3,728 in 13 games)

Total Yards/Game (Career)

272.0 - DeShone Kizer, 2015-16 (6,801 in 25 games)
257.2 - Everett Golson, 2012, 2014 (6,431 in 25 games)
243.8 - Brady Quinn, 2003-06 (11,944 in 49 games)

PUNTING

Punts (Game)

15 - Marchy Schwartz vs. Army, 1931 (509 yards)
14 - Fred (Dippy) Evans vs. Army, 1941
14 - Ray (Bucky) Dahman vs. USC, 1927

Punts (Season)

78 - Joey Hildbold, 2002 (3,038 yards)
77 - Blair Kiel, 1982 (3,267 yards)
76 - D.J. Fitzpatrick, 2004 (3,175 yards)

Punts (Career)

259 - Blair Kiel, 1980-83 (10,534 yards)
256 - Joey Hildbold, 1999-2002 (10,304 yards)
209 - Joe Restic, 1975-78 (8,409 yards)

Punts/Game (Season)

7.4 - Fred Evans, 1941 (67 in 9 games)

Punts/Game (Career)

5.57 - Joey Hildbold, 1999-2002 (256 in 46 games)

Punting Average (Game, min 5 punts)

*52.4 - Tyler Newsome vs. UMass, 2015 (5 for 262 yards)

Punting Average (Game, min 10 punts)

44.8 - Paul Castner vs. Purdue, 1921 (12 for 537 yards)

Punting Average (Season, min 25 punts)

45.4 - Geoff Price, 2006 (50 for 2,272 yards)
44.9 - Craig Henrich, 1990 (34 for 1,526 yards)

Punting Average (Career, min 50 punts)

44.1 - Craig Henrich, 1989-92 (118 for 5,204 yards)
*43.8 - Tyler Newsome, 2015- (172 for 7,542 yards)
43.6 - Geoff Price, 2004-07 (106 for 4,621 yards)

DEFENSE

Interceptions (Game)

3 - 14 players - last: Harrison Smith vs. Miami (Sun Bowl), 2010

Interceptions (Season)

10 - Mike Townsend, 1972 (39 yards)
9 - Tom MacDonald, 1962 (81 yards)
8 - Angelo Bertelli, 1942 (41 yards)
8 - Tony Carey, 1964 (121 yards)
8 - Todd Lyght, 1989 (42 yards)

Interceptions (Career)

17 - Luther Bradley, 1973, 1975-77 (218 yards)
15 - Tom MacDonald, 1961-63 (167 yards)
13 - John Lattner, 1951-53 (128 yards)
13 - Clarence Ellis, 1969-71 (157 yards)
13 - Ralph Stepaniak, 1969-71 (179 yards)
13 - Mike Townsend, 1971-73 (86 yards)
13 - Joe Restic, 1975-78 (176 yards)

Interceptions/Game (Season)

1.0 - Mike Townsend, 1972 (10 in 10 games)
0.9 - Tom MacDonald, 1962 (9 in 10 games)

Interceptions/Game (Career)

0.6 - Tom MacDonald, 1961-63 (15 in 24 games)

Linebacker Interceptions (Season)

7 - Manti Te'o, 2012 (35 yards)
5 - Lyrone Cobbins, 1995 (86 yards)
5 - John Pergine, 1966 (72 yards)

Linebacker Interceptions (Career)

9 - John Pergine, 1965-67 (91 yards)

Interception Return Yards (Game)

103 - Luther Bradley vs. Purdue, 1975 (2 returns)
89 - Bobbie Howard vs. LSU, 1998 (1 return)
88 - Dave Duerson vs. Miami (Fla.), 1981 (1 return)

Interception Return Yards (Season)

197 - Nick Rassas, 1965 (6 returns)
153 - *Julian Love, 2017 (3 returns)
151 - Frank Carideo, 1929 (5 returns)

Interception Return Yards (Career)

256 - Dave Duerson, 1979-82 (12 returns)
233 - Steve Lawrence, 1983-86 (10 returns)
226 - Tom Schoen, 1965-67 (11 returns)

Interception Return Yards/Game (Season)

19.7 - Nick Rassas, 1965 (197 in 10 games)

Interception Return Yards/Game (Career)

10.5 - Nick Rassas, 1963-65 (220 in 21 games)

Yards/Interception Return (Game, min. 2 returns)

51.5 - Luther Bradley vs. Purdue, 1975 (2 for 103 yards)

Yards/Interception Return (Season, min. 4 returns)

33.8 - Luther Bradley, 1975 (4 for 135 yards)
32.8 - Nick Rassas, 1965 (6 for 197 yards)

Yards/Interception Return (Career, min. 6 returns)

31.4 - Nick Rassas, 1963-65 (7 for 220)
28.4 - Tom Zbikowski, 2004-07 (7 for 199)
23.9 - Tom Gibbons, 1977-80 (9 for 215)

SINGLE-GAME OFFENSE

RUSHING

Rushing Attempts

91 vs. Navy, 1969 (597 yards)

Fewest Rushing Attempts

14 vs. USC, 2011 (41 yards)

Rushing Yards

629 vs. Drake, 1931

Modern Record:

597 vs. Navy, 1969

Fewest Rushing Yards

-12 vs. Michigan State, 1965 (31 attempts)

Rushing Yards/Attempt

12.9 vs. Kalamazoo, 1923 (36 for 464 yards)

Modern Record:

10.1 at Boston College, 2017 (51 for 515 yards)

Rushing Touchdowns

27 vs. American Medical, 1905

Modern Record:

10 vs. Dartmouth, 1944

PASSING

Pass Attempts

63 vs. Purdue, 1967 (completed 29)

Fewest Pass Attempts

0 - many times

Modern Record:

1 vs. Iowa, 1945

Pass Completions

37 - vs. Navy, 2009 (attempted 51)

Fewest Pass Completions

0 - many times

Modern Record:

0 vs. Iowa, 1945

Consecutive Pass Completions

25 vs. Syracuse, 2014

Completion Percentage (min. 20 attempts)

.857 vs. Hawai'i (Hawai'i Bowl), 2008 (24 of 28)

Passing Yards

526 vs. USC, 1970 (33 of 58)

Fewest Passing Yards

-7 vs. Iowa, 1948

Passes Intercepted

8 vs. Army, 1944

Consecutive Pass Attempts Without Interception

47 vs. Rutgers (Pinstripe Bowl), 2013

47 vs. BYU, 2004

Touchdown Passes

6 vs. BYU, 2005

TOTAL OFFENSE

Total Offense Attempts

104 vs. Iowa, 1968 (587 yards)

104 vs. Pittsburgh, 2012 (522 yards)

Fewest Total Offense Attempts

31 vs. Pittsburgh, 1937 (87 yards)

Total Offense Yards

720 vs. Navy, 1969 (99 attempts)

Fewest Total Offense Yards

12 vs. Michigan State, 1965 (42 attempts)

Total Offense Average/Attempt

12.9 vs. Kalamazoo, 1923 (36 for 464)

Modern Record:

10.2 vs. Navy, 1949 (50 for 511)

SCORING

Points

142 vs. American Medical, 1905

Modern Record:

69 vs. Georgia Tech, 1977

69 vs. Pittsburgh, 1965

Touchdowns

27 vs. American Medical, 1905

Modern Record:

10 vs. Georgia Tech, 1977

10 vs. Pittsburgh, 1965

10 vs. Dartmouth, 1944

Extra Points

12 vs. Rose Poly, 1914

Modern Record:

9 vs. Georgia Tech, 1977

9 vs. Pittsburgh, 1965

Two-Point Conversions

2 vs. USC, 1986
2 vs. Michigan State, 1964

Two-Point Conversion Attempts

4 vs. Pittsburgh, 1970
4 vs. Michigan State, 1964

Field Goals

5 vs. Rutgers (Pinstripe Bowl), 2013 (6 attempts)
5 vs. USC, 2012 (6 attempts)
5 vs. Washington, 2009 (5 attempts)
5 vs. Washington State, 2003 (6 attempts)
5 vs. Maryland, 2002 (5 attempts)
5 vs. Miami, 1990 (6 attempts)

Field Goal Attempts

7 vs. Texas, 1913

Modern Record

6 at USC, 2012 (made 5)
6 vs. Miami, 1990 (made 5)
6 vs. Washington State, 2003 (made 5)

INTERCEPTIONS

Interceptions

7 vs. Northwestern, 1971 (185 yards)
7 vs. Wisconsin, 1943 (75 yards)

Interception Yards

185 vs. Northwestern, 1971 (7 returns)

Interception Touchdown Returns

2 vs. Miami, 1979
2 vs. Northwestern, 1971
2 vs. USC, 1966

PUNT RETURNS

Punt Returns

13 vs. Wabash, 1924

Modern Record:

12 vs. Iowa, 1939

Punt Return Yards

231 vs. Pittsburgh, 1996 (6 returns)

Punt Return Yards/Attempt (min. 3)

38.5 vs. Pittsburgh, 1996 (6 for 231)

KICKOFF RETURNS

Kickoff Returns

9 vs. Iowa, 1956 (179 yards)
9 vs. Army, 1945 (137 yards)

Kickoff Return Yards

354 vs. Kalamazoo, 1922

Modern Record:

192 vs. Michigan, 1989 (3 returns)

Kickoff Return Yards/Attempt (min. 3)

64.0 vs. Michigan, 1989 (3 for 192)

FUMBLE RETURNS

Fumble Returns

2 vs. Purdue, 2000 (58 yards)
2 vs. Navy, 2000 (46 yards)
2 vs. Vanderbilt, 1995 (15 yards)

Fumble Return Yards

96 vs. Michigan State, 1998 (1 return)

PUNTING

Punts

16 vs. Indiana, 1921

Modern Record:

16 vs. Army, 1941

Fewest Punts

0 - several times - last: vs. Army, 2016

Punting Average (min. 5)

52.4 vs. Massachusetts (5 for 262), 2015

FIRST DOWNS

First Downs

36 vs. Army, 1974

Fewest First Downs

2 vs. Nebraska, 1917

Modern Record:

3 vs. Pittsburgh, 1937

Rushing First Downs

31 vs. Pittsburgh, 1993

Fewest Rushing First Downs

1 vs. Michigan, 2006
1 vs. Michigan State, 1965
1 vs. Minnesota, 1938
1 vs. Pittsburgh, 1937
1 vs. Nebraska, 1917

Passing First Downs

24 vs. Navy, 2009

Fewest Passing First Downs

0 - many times (most recent: vs. Pittsburgh, 1989)

Penalty First Downs

7 vs. Michigan State, 2013
7 vs. Georgia, 2017

PENALTIES

Penalties

20 vs. Beloit, 1926

Modern Record:

20 vs. Nebraska, 1948

Fewest Penalties

0 vs. Ohio State, 1935

0 vs. USC, 1981

0 vs. Miami, 1981

0 vs. LSU, 1997

Most Penalty Yards

175 vs. SMU, 1954

FUMBLES

Fumbles

10 vs. Northwestern, 1931

Modern Record:

10 vs. Oklahoma, 1952

10 vs. Purdue, 1952

Fumbles Lost

7 vs. Michigan State, 1952

SEASON OFFENSE

RUSHING

Rushing Attempts

684 - 1974 (3,119 yards in 11 games)

Rushing Attempts/Game

67.3 - 1973 (673 in 10 games)

Rushing Yards

3,503 - 2017 (559 attempts in 13 games)

Rushing Yards/Attempt

6.3 - 2017 (559 for 3,503 yards in 13 games)

Modern Record:

6.3 - 2017 (559 for 3,503 yards in 13 games)

Rushing Yards/Game

350.2 - 1973 (3,502 yards in 10 games)

Rushing Touchdowns (11 games)

42 - 1989

PASSING

Pass Attempts

481 - 2010 (completed 285 in 13 games)

Pass Attempts/Game

37.8 - 2005 (attempted 454 in 12 games)

Pass Completions

302 - 2011 (attempted 473 in 13 games)

Pass Completions/Game

25.1 - 2009 (301 in 12 games)

Completion Percentage

.673 - 2009 (301 of 447 attempts)

Passes Intercepted

22 - 1958

Lowest Pass Interception Percentage

.011 - 2009 (5 of 447 attempts)

Passing Yards

3,963 - 2005 (294 completions in 454 attempts)

Passing Yards/Game

330.3 - 2005 (3,963 in 12 games)

Passing Yards/Attempt (min. 125 attempts)

10.0 - 1993 (185 for 1,857 yards)

Passing Yards/Completion (min. 75 completions)

17.5 - 1964 (120 for 2,105 yards)

Touchdown Passes

37 - 2006

TOTAL OFFENSE

Total Offense Attempts

947 - 2014 (5,784 yards)

Total Offense Attempts/Game

92.4 - 1970 (924 in 10 games - NCAA record)

Total Offense Yards

6,063 - 2015 (864 attempts)

Total Offense Yards/Game

510.5 - 1970 (5,105 in 10 games)

Total Offense Yards/Attempt

7.02 - 2015 (864 for 6,063 yards)

SCORING

Points

445 - 2017, 2015

Points/Game

55.6 - 1912 (389 in 7 games)

Modern Record:

37.6 - 1968 (376 in 10 games)

Touchdowns

59 - 1991

Touchdowns/Game

7.9 - 1912 (55 in 7 games)

Modern Record:

5.3 - 1949 (53 in 10 games)

Extra Points

57 - 1991

Extra Point Percentage

100.0 - 2017 (55 of 55)

100.0 - 2011 (47 of 47)

100.0 - 2013 (42 of 42)

100.0 - 1990 (41 of 41)

100.0 - 1987 (36 of 36)

100.0 - 1972 (34 of 34)

Two-Point Conversion Attempts

12 - 1964

Two-Point Conversions

3 - 1999, 1971, 1970, 1965, 1958

Field Goals

23 - 2012 (31 attempts)

Consecutive Game With a Field Goal

16 - from 2001-02

Safeties

2 - 2002, 1989, 1987, 1983, 1979, 1973, 1959, 1958, 1954, 1949

INTERCEPTIONS

Interceptions

29 - 1977 (374 yards)

Interception Yards

497 - 1966 (26 returns)

Interception Yards/Return (min. 10 returns)

21.8 - 1998 (12 for 261)

Interception Touchdown Returns

4 - 2002, 1966

FUMBLES

Most Opponent Fumbles

51 - 1952

Most Opponent Fumbles Lost

28 - 1952

PUNT RETURNS

Punt Returns

66 - 1921

Modern Record:

58 - 1939 (617 yards)

Punt Return Yards

617 - 1939 (58 returns)

Punt Return Yards/Game

68.6 - 1939 (617 in 9 games)

Punt Return Yards/Attempt

18.7 - 1965 (25 for 468)

Punt Return Touchdowns

5 - 1996

KICKOFF RETURNS

Kickoff Returns

58 - 2007 (1,142 yards)

Kickoff Return Yards

1,281 - 2011 (56 returns)

Kickoff Return Yards/Game

117.4 - 1956 (1,174 in 10 games)

Kickoff Return Yards/Attempt

32.2 - 1922 (36 for 1,160 yards)

Modern Record:

27.6 - 1957 (25 for 689 yards)

Kickoff Return Touchdowns

5 - 1922

FUMBLE RETURNS

Fumble Returns

5 - 1996 (72 yards)

Fumble Return Yards

122 - 2003 (4 returns)

Fumble Return Touchdowns

2 - 1996, 1998, 2000

PUNTING

Punts

90 - 1934

Modern Record:

85 - 1941, 1939

Fewest Punts

3 - 1968

Punting Average

45.4 - 2006 (50 for 2,272 yards)

FIRST DOWNS

First Downs

314 - 2005

First Downs/Game

29.2 - 1968 (292 in 10 games)

Rushing First Downs

193 - 1989

Passing First Downs

169 - 2005

Penalty First Downs

28 - 2011

PENALTIES

Penalties

101 - 1926

Modern Record:

98 - 1952 (933 yards)

Fewest Penalties

29 (933 in 10 games) 1939, 1937

Penalty Yards/Game

93.3 (933 in 10 games) - 1952

Fewest Penalty Yards

225 - 1939

Fewest Penalty Yards/Game

25.0 (225 in 9 games) - 1937

FUMBLES

Fumbles

57 - 1952

Fewest Fumbles

7 - 2013

Fumbles Lost

29 - 1952

Fewest Fumbles Lost

4 - 2013, 2000

SINGLE-GAME DEFENSE

RUSH DEFENSE

Fewest Rushing Attempts

8 by Kalamazoo, 1923

Modern Record:

15 by Pittsburgh (15 yards), 1968

Fewest Rushing Yards

-51 by Wisconsin (28 attempts), 1964

Most Rushing Yards Lost

141 by USC (43 attempts), 1961

Fewest Rushing Yards/Attempt

-1.8 by Wisconsin (28 for -51), 1964

PASS DEFENSE

Fewest Pass Attempts

0 by Carnegie Tech, 1925; Saint Louis, 1922

Modern Record:

1 by Georgia Tech, 1976

Fewest Pass Completions

0 many times - last: Georgia Tech, 1976

Fewest Passing Yards

0 many times - last: Georgia Tech, 1976

TOTAL DEFENSE

Fewest Total Offense Yards

-17 by Saint Louis, 1922

Modern Record:

2 by Carnegie Tech, 1941

FIRST DOWNS

Fewest First Downs

0 by Wabash, 1924; Kalamazoo, 1923; Saint Louis, 1922; Michigan State, 1921

Modern Record:

1 by USC, 1950; Carnegie Tech, 1941

FUMBLES

Most Fumbles

11 by Purdue, 1952

Most Fumbles Lost

8 by Purdue, 1952

SEASON DEFENSE

RUSH DEFENSE

Fewest Rushing Attempts Allowed/Game

29.2 - 1920 (263 in 9 games)

Modern Record:

35.7 - 1946 (321 in 9 games)

Fewest Rushing Yards Allowed

495 - 1921

Modern Record:

611 - 1941 (340 attempts)

Fewest Rushing Yards Allowed/Game

45.0 - 1921 (495 in 11 games)

Modern Record:

67.9 - 1941 (611 in 9 games)

Fewest Rushing Yards/Attempt

1.4 - 1921 (365 for 495 yards)

Modern Record:

1.8 - 1941 (340 for 611 yards)

Rushing Yards Lost by Opponent

578 - 1949

PASS DEFENSE

Fewest Pass Attempts Allowed/Game

6.9 - 1925 (69 in 10 games)

Modern Record:

9.7 - 1937 (87 in 9 games)

Fewest Pass Completions Allowed/Game

1.6 - 1924 (14 in 9 games)

Modern Record:

3.0 - 1937 (27 in 9 games)

Lowest Completion Percentage

.215 - 1924 (14 of 65)

Modern Record:

.306 - 1938 (41 of 134)

Fewest Passing Yards Allowed/Game

15.6 - 1924 (140 in 9 games)

Modern Record:

49.4 - 1938 (445 in 9 games)

Fewest Touchdown Passes Allowed

0 - 1931, 1924, 1922, 1921

Modern Record:

1 - 1946, 1940

Most Quarterback Sacks

41 - 1996

TOTAL DEFENSE

Fewest Total Offense Attempts Allowed/Game

37.1 - 1924

Modern Record:

46.1 - 1937

Fewest Total Offense Yards

651 - 1924

Modern Record:

1,275 - 1946

Fewest Total Offense Yards Allowed/Game

72.3 - 1924 (651 in 9 games)

Modern Record:

141.7 - 1946 (1275 in 9 games)

Fewest Total Offense Yards/Attempt

1.8 - 1921 (468 for 843 yards)

Modern Record:

2.7 - 1941 (481 for 1,283 yards)

SCORING

Fewest Points Allowed

0 - 1903 (9 games)

Modern Record:

24 - 1946 (9 games)

PUNT RETURNS

Fewest Punt Returns

5 - 1968 (52 yards)

Fewest Punt Return Yards

47 - 1954

Fewest Punt Return Yards/Attempt

4.7 - 2000 (33 for 156 yards)

PUNTING

Most Opponent Punts

119 - 1921

Modern Record:

98 - 1939

Most Opponent Punts Blocked

7 - 1933, 1932

Modern Record:

4 - 2000, 1949, 1938

FIRST DOWNS

Fewest First Downs Allowed

42 - 1924

Modern Record:

61 - 1937

Fewest Rushing First Downs Allowed

27 - 1932, 1923

Modern Record:

40 - 1926

Fewest Passing First Downs Allowed

8 - 1924

Modern Record:

14 - 1937

MISCELLANEOUS

Win-Loss Record (includes bowl games)

	Won	Lost	Tied	Pct.
Home	*479	*126	13	*.786
Away	*285	*157	23	*.638
Neutral	*121	*40	6	*.743
Total	*885	*323	42	*.725

* Excludes 20 regular-season wins and two postseason appearances later vacated under discretionary NCAA penalty; actual records were 12-1 in 2012 and 9-4 in 2013. See Rev. John I. Jenkins, C.S.C. statement (<https://president.nd.edu/writings-addresses/2018-writings/a-letter-from-the-president-on-the-ncaa-infractions-case/>). Actual records (overall-home-away-neutral): 906-324-42 (.729), 490-126-13 (.789), 291-157-23 (.642), 122-41-6 (.740).

Consecutive Wins

23 - Sept. 10, 1988 to Nov. 25, 1989

Consecutive Games Without Defeat

39 - (37 wins, 2 ties) Sept. 28, 1946 to Oct. 30, 1950

27 - (24 wins, 3 ties) Nov. 12, 1910 to Oct. 17, 1914

26 - (25 wins, 1 tie) Oct. 5, 1929 to Nov. 21, 1931

Consecutive Losses

8 - Oct. 1, 1960 to Nov. 19, 1960

Consecutive Home Wins

40 - Nov. 9, 1907 to Nov. 9, 1918 (Great Lakes ended with 7-7 tie)

Consecutive Notre Dame Stadium Wins

28 - Nov. 21, 1942 to Oct. 7, 1950 (Purdue ended with 28-14 victory)

Consecutive Games Without Home Defeat

93 - Oct. 28, 1905 to Nov. 17, 1928 (90 wins, 3 ties) (Carnegie Tech ended with 27-7 victory)

Consecutive Games Scoring

131 - Sept. 24, 1966 to Sept. 9, 1978 (Missouri ended streak with 3-0 victory)

Consecutive Shutouts

9 - 1903

Consecutive Quarters Opponents Held Without a TD

23 - (1st quarter 10-18-80 vs. Army through 3rd quarter 11-22-80 vs. Air Force)

Consecutive Games Shut Out by Opponents

4 - Oct. 21, 1933 to Nov. 11, 1933

Consecutive Capacity Notre Dame Stadium Crowds

262 - Sept. 27, 1974 to present

MOST POINTS SCORED

(game divided into quarters in 1910)

First Half

111 vs. American Medical, 1905

Modern Record:

49 vs. Pittsburgh, 1968

Second Half

64 vs. St. Viator, 1912

Modern Record:

41 vs. Navy, 1993

First Quarter

35 vs. Kalamazoo, 1921

Modern Record:

32 vs. Tulane, 1947

Second Quarter

40 vs. Pittsburgh, 1996

Third Quarter

32 vs. St. Viator, 1912

Modern Record:

28 vs. Rutgers, 2002

Fourth Quarter

32 vs. St. Viator, 1912

Modern Record:

28 vs. Illinois, 1941

OPP. INDIVIDUAL GAME RUSHING

Rushing Attempts

44 - Charles White, USC, 1979 (261 yards)

Rushing Yards

303 - Tony Dorsett, Pittsburgh, 1975 (23 attempts)

Longest Rush

89 - Leonard Fournette, LSU, 2014

PASSING

Pass Attempts

68 - Steve Smith, Stanford, 1989 (completed 39)

Pass Completions

39 - Steve Smith, Stanford, 1989 (attempted 68)

Passing Yards

425 - Carson Palmer, USC, 2002 (32-of-46 attempts)

Touchdown Passes

6 - Cody Kessler, USC, 2014

RECEIVING

Pass Receptions

14 - Robert Lavette, Georgia Tech, 1981 (50 yards)

14 - John Jackson, USC, 1989 (200 yards)

14 - Jim Price, Stanford, 1989 (98 yards)

Pass Reception Yards

238 - Selwyn Lymon, Purdue, 2006 (8 receptions)

Touchdown Receptions

3 - Jeremy Gallon, Michigan, 2013

3 - Dwayne Jarrett, USC, 2006

3 - Mario Manningham, Michigan, 2006

3 - Pat Fitzgerald, Texas, 1995

3 - Andy Hamilton, LSU, 1971

Longest Pass

97 - Kyle Orton to Taylor Stubblefield, Purdue, 2004

TOTAL OFFENSE

Total Offense Attempts

69 - Steve Smith, Stanford, 1989 (289 yards)

Total Offense Yards

502 - Denard Robinson, Michigan, 2010 (68 attempts)

SCORING

Points

36 - Anthony Davis, USC, 1972 (6 TDs)

Touchdowns

6 - Anthony Davis, USC, 1972

Extra Points (modern)

7 - Zane Gonzalez, Arizona State, 2014

7 - Andre Heidari, USC, 2014

Field Goals

5 - Nate Whitaker, Stanford, 2010

5 - Conor Lee, Pittsburgh, 2008

5 - Massimo Manca, Penn State, 1985

5 - Arden Czyzewski, Florida, 1991 (Sugar Bowl)

Longest Field Goal

60 - Don Shafer, USC, 1986

RETURNS

Interceptions

4 - Adrian Young, USC, 1967

Longest Interception

100 - Jeff Ford, Georgia Tech, 1969

Longest Punt Return

80 - Jerry Mauren, Iowa, 1959

Longest Kickoff Return

100 - Leonard Fournette, LSU, 2014

100 - Jerome Brooks, Purdue, 2004

100 - Anthony Davis, USC, 1974

100 - Joe Williams, Iowa, 1961

100 - Frank Riepl, Penn, 1955

Longest Fumble Return

96 - Kayvon Webster, USF, 2011

Longest Blocked Field Goal Return

85 - Floyd Miller, Tennessee, 1991

PUNTING

Punts

18 - Joe Mihm, Carnegie Tech, 1934

18 - Paul Dobson, Nebraska, 1918

Punting Average (min. 5 punts)

52.8 - Bob Huston (5 for 264 yards), Drake, 1937

Longest Punt

83 - Verl Lillywhite, USC, 1946

OPP. INDIVIDUAL CAREER

RUSHING

Rushing Attempts

120 - Charles White, USC, 1976-79 (648 yards)

Rushing Yards

754 - Tony Dorsett, Pittsburgh, 1973-76 (96 attempts)

PASSING

Pass Attempts

163 - Steve Stenstrom, Stanford, 1991-94 (100 comp.)

163 - Alex Van Pelt, Pittsburgh, 1989-92 (99 comp.)

Pass Completions

100 - Steve Stenstrom, Stanford, 1991-94 (163 attempts)

Passing Yards

1,020 - Steve Stenstrom, Stanford, 1991-94 (100 of 147)

Touchdown Passes

9 - Matt Leinart, USC, 2003-05

RECEIVING

Pass Receptions

27 - B.J. Cunningham, Michigan State, 2008-11

27 - Robert Woods, USC, 2010-12

Pass Reception Yards

355 - B.J. Cunningham, Michigan State, 2008-11

Touchdown Receptions

5 - Dwayne Jarrett, USC, 2004-06

TOTAL OFFENSE

Total Offense Attempts

285 - Carson Palmer, USC, 1998-2002 (908 yards)

Total Offense Yards

1,197 - Denard Robinson, Michigan, 2009-12 (162 attempts)

SCORING

Points

68 - Anthony Davis, USC, 1972-74 (11 TDs, 1 two-point)

Touchdowns

11 - Anthony Davis, USC, 1972-74

Extra Points

16 - Ryan Killeen, USC, 2002-04

Field Goals

6 - Kevin Harper, Pittsburgh, 2011-12

6 - Ryan Killeen, USC, 2002-04

OPPONENT TEAM

First Downs

35 by USC, 2014

Rushing First Downs

27 by Air Force, 1991

Passing First Downs

23 by Miami, 1988

Rushing Attempts

76 by Nebraska, 1922

Rushing Yards

411 by Pittsburgh (50 att.), 1975

411 by Michigan State (60 att.), 1962

Pass Attempts

68 by Stanford (com. 39), 1989

Pass Completions

39 by Stanford (att. 68), 1989

Passing Yards

440 by USC (31 of 47), 2015

Touchdown Passes

6 by USC, 2014

Total Offense Attempts

95 by Stanford (421 yards), 1994

Total Offense Yards

617 by Ohio State (64 att.), 2006

Points

59 by Army, 1944

Touchdowns

10 by Wisconsin, 1904

RUSHING

Player (Opponent, Year)	Yards
Josh Adams (Wake Forest, 2015)	98
Bob Livingstone (USC, 1947)	92
C.J. Prosise (Georgia Tech, 2015)	91
Larry Coutre (Navy, 1949)	91
Joe Heap (SMU, 1954)	89
Ulric Ruell (Ohio Northern, 1908)	85
Alvin Berger (St. Louis, 1912)	85
Paul McDonald (St. Vincent's, 1907)	85
Jack McCarthy (Drake, 1937)	85
Bob Kelly (Pittsburgh, 1944)	85
Eric Penick (USC, 1973)	85
Lou Zontini (Minnesota, 1938)	84
Josh Adams (USC, 2017)	84
Emil Sitko (Illinois, 1946)	83*
Corwin Clatt (Great Lakes, 1942)	81
Larry Coutre (Tulane, 1949)	81
Robert Farmer (Boston College, 1996)	81

PASS PLAYS

Passer-Receiver (Opponent-Year)	Yards
Blair Kiel-Joe Howard (Georgia Tech, 1981)	96
Dayne Crist-Kyle Rudolph (Michigan, 2010)	95
John Huarte-Nick Eddy (Pittsburgh, 1964)	91
Jimmy Clausen-Michael Floyd (Nevada, 2009)	88
Brady Quinn-Maurice Stovall (Purdue, 2003)	85
Steve Beuerlein-Tim Brown (SMU, 1986)	84
Terry Hanratty-Jim Seymour (Purdue, 1966)	84
Brandon Wimbush -Kevin Stephenson (Stanford, 2017)	83
Rick Mirer-Tony Smith (Air Force, 1991)	83
Tommy Rees- (Purdue, 2014)	82
DeShone Kizer-Will Fuller (Ohio State, 2015)	81*
Tommy Rees-TJ Jones (Pittsburgh, 2013)	80
Dayne Crist-Michael Floyd (Western Michigan, 2010)	80
Brady Quinn-Jeff Samardzija (Stanford, 2005)	80
Paul Failla-Derrick Mayes (Stanford, 1993)	80
Joe Montana-Ted Burgmeier (North Carolina, 1975)	80
DeShone Kizer-Equanimeous St. Brown (Syracuse, 2016)	79
Everett Golson-C.J. Prosise (Navy, 2014)	78
Joe Theismann-Mike Creaney (Pittsburgh, 1970)	78
Jimmy Clausen-Golden Tate (Stanford, 2009)	78
Paul Hornung-Jim Morse (USC, 1955)	78
Jimmy Clausen-Golden Tate (Washington, 2009)	77
Steve Beuerlein-Tim Brown (Navy, 1986)	77
Brandon Wimbush -Equanimeous St. Brown (Stanford, 2017)	75
DeShone Kizer-Will Fuller (USC, 2015)	75
Everett Golson-Will Fuller (Rice, 2014)	75
Rusty Lisch-Tony Hunter (Air Force, 1979)	75
Harry Stuhldreher-Jim Crowley (Nebraska, 1924)	75
Bob Williams-Gary Myers (Navy, 1958)	75
Steve Beuerlein-Reggie Ward (Missouri, 1984)	74
George Izo-Aubrey Lewis (Pittsburgh, 1957)	74
John Huarte-Nick Eddy (Navy, 1964)	74
DeShone Kizer-Will Fuller (Stanford, 2015)	73
Everett Golson-Will Fuller (Syracuse, 2014)	72
George Izo-Red Mack (Pittsburgh, 1958)	72*

INTERCEPTIONS

Player (Opponent-Year)	Yards
Jack Elder (Army, 1929)	100
Luther Bradley (Purdue, 1975)	99
Nick Rassas (Northwestern, 1965)	92
Jack Elder (Drake, 1927)	90
Bobbie Howard (LSU, 1998)	89
Dave Duerson (Miami, 1981)	88
Steve Juzwik (Army, 1940)	85
Mike Swistowicz (North Carolina, 1949)	84
Tom Zbikowski (BYU, 2005)	83
Robert Blanton (Michigan State, 2011)	82*
Art Parisien (Minnesota, 1925)	82*
Wally Fromhart (USC, 1935)	82*
Tom Carter (Tennessee, 1991)	79
Elmer Layden (Stanford, 1924)	78*
Allen Rossum (Washington, 1995)	76
Lou Loncaric (North Carolina, 1955)	75

KICKOFF RETURNS

Player (Opponent-Year)	Yards
Alfred Bergman (Loyola, Chicago, 1911)	1105
Julius Jones (Nebraska, 2000)	100
Clint Johnson (Stanford, 1993)	100
Joe Savoldi (SMU, 1930)	100
Allen Rossum (Purdue, 1996)	99
Greg Bell (Miami, 1981)	98
George Melinkovich (Northwestern, 1932)	98
Arthur Bergman (Nebraska, 1919)	97
Terry Brennan (Army, 1947)	97
George Atkinson III (USC, 2011)	96
Armando Allen (Hawaii, 2008)	96 ³
Tim Brown (LSU, 1986)	96
Vontez Duff (Purdue, 2001)	96
Nick Eddy (Purdue, 1966)	96
Tim Brown (Air Force, 1986)	95
Dom Callicrate (Olivet, 1907)	95
Paul Castner (Kalamazoo, 1922)	95
Don Miller (St. Louis, 1922)	95
Bill Cerney (DePauw, 1922)	95
Paul Hornung (USC, 1956)	95
Angus McDonald (Albion, 1898)	95

! Playing field was 110 yards long in 1911. Bergman received the kickoff on his own goal line and was downed on Loyola's 5-yard line.

FUMBLE RETURNS

Player (Opponent-Year)	Yards
Frank Shaughnessy (Kansas, 1904)	107
Stephon Tuitt (Navy, 2012)	77
Tom Zbikowski (Michigan State, 2004)	75
Gerome Sapp (Purdue, 2002)	54
Garron Bible (Stanford, 2003)	48

PUNTS

Player (Opponent-Year)	Yards
Bill Shakespeare (Pittsburgh, 1935)	86
Elmer Layden (Stanford, 1924)	80 ⁴
Hunter Smith (Arizona State, 1998)	79
Craig Hentrich (Colorado, 1990)	77 ²
Bill Shakespeare (Navy, 1935)	75
Ed DeGree (Nebraska, 1922)	74
Bill Shakespeare (Pittsburgh, 1934)	72
Nick Pietrosante (Navy, 1957)	72
Tyler Newsome (Michigan State, 2016)	71
Elmer Layden (Wabash, 1924)	71
Jim Yoder (Texas, 1970)	71 ¹

FIELD GOALS

Player (Opponent-Year)	Yards
Kyle Brindza (Arizona State, 2013)	53
Dave Reeve (Pittsburgh, 1976)	53
Justin Yoon (Navy, 2015)	52
Kyle Brindza (USC, 2012)	52
David Ruffer (Maryland, 2011)	52
Kyle Brindza (BYU, 2013)	51
Kyle Brindza (Air Force, 2013)	51
Nicholas Setta (Maryland, 2002)	51
John Carney (SMU, 1984)	51 ¹
Harry Oliver (Michigan, 1980)	51
Dave Reeve (Michigan State, 1977)	51
David Ruffer (Miami, Fla., 2010)	50
David Ruffer (Pittsburgh, 2010)	50
D.J. Fitzpatrick (Syracuse, 2003)	50
Harry Oliver (Georgia, 1980)	50 ²
Harry Oliver (Navy, 1980)	50
Justin Yoon (LSU, 2017)	49³
Kyle Brindza (Rutgers, 2013)	49 ⁴
Ted Gradel (Alabama, 1987)	49
John Carney (Purdue, 1986)	49
Mike Johnston (South Carolina, 1983)	49
Harry Oliver (Army, 1980)	49
Chuck Male (Michigan State, 1979)	49
Joe Perkowski (USC, 1961)	49

PUNT RETURNS

Player (Opponent-Year)	Yards
Ricky Watters (SMU, 1989)	97
M. Harry (Red) Miller (Olivet, 1909)	95*
Chet Grant (Case Tech, 1916)	95
Joe Heap (USC, 1953)	94
Joe Heap (Pittsburgh, 1952)	92
Golden Tate (Pittsburgh, 2009)	87
John Lattner (Iowa, 1952)	86
Lancaster Smith (Pittsburgh, 1948)	85
Joey Getherall (Nebraska, 2000)	83
Allen Rossum (Pittsburgh, 1996)	83
Bob Scarpitto (USC, 1958)	82*
Ricky Watters (Michigan, 1988)	81

- *Did not score
 - ¹Cotton Bowl
 - ²Sugar Bowl
 - ³Aloha Bowl
 - ⁴Rose Bowl
 - ⁵Orange Bowl
 - ⁶Hawai'i Bowl
 - ⁷Pinstripe Bowl
 - ⁸Fiesta Bowl
 - ⁹Citrus Bowl
- Bold indicates active player

YEAR-BY-YEAR LEADERS

RUSHING

Year	Player	Rushes	Yards	TD
1918	George Gipp	98	541	6
1919	George Gipp	106	729	7
1920	George Gipp	102	827	8
1921	John Mohardt	136	781	10
1922	Jim Crowley	75	566	5
1923	Don Miller	89	698	9
1924	Don Miller	107	763	5
1925	Christie Flanagan	99	556	7
1926	Christie Flanagan	68	535	4
1927	Christie Flanagan	118	731	4
1928	Jack Chevigny	120	539	3
1929	Joe Savoldi	112	597	6
1930	Marchy Schwartz	124	927	9
1931	Marchy Schwartz	146	692	5
1932	George Melinkovich	88	503	6
1933	Nick Lukats	107	339	2
1934	George Melinkovich	73	324	6
1935	Bill Shakespeare	104	374	3
1936	Bob Wilke	132	434	6
1937	Bunny McCormick	91	347	0
1938	Bob Saggau	60	353	2
1939	Milt Piepul	82	414	6
1940	Steve Juzwik	71	407	4
1941	Fred Evans	141	490	9
1942	Corwin Clatt	138	698	4
1943	Creighton Miller	151	911	9
1944	Bob Kelly	136	681	8
1945	Elmer Angsman	87	616	6
1946	Emil Sitko	53	346	3
1947	Emil Sitko	60	426	4
1948	Emil Sitko	129	742	9
1949	Emil Sitko	120	712	9
1950	Jack Landry	109	491	2
1951	Neil Worden	181	676	9
1952	John Lattner	148	732	3
1953	Neil Worden	145	859	11
1954	Don Schaefer	141	766	3
1955	Don Schaefer	145	638	3
1956	Paul Hornung	94	420	6
1957	Nick Pietrosante	90	449	2
1958	Nick Pietrosante	117	549	4
1959	Gerry Gray	50	256	3
1960	Angelo Dabiero	80	325	2
1961	Angelo Dabiero	92	637	2
1962	Don Hogan	90	454	3
1963	Joe Kantor	88	330	1
1964	Bill Wolski	136	657	9
1965	Nick Eddy	115	582	4
1966	Nick Eddy	78	553	8
1967	Jeff Zimmerman	133	591	8
1968	Bob Gladioux	152	713	14
1969	Denny Allan	148	612	9
1970	Ed Gulyas	118	534	3
1971	Bob Minnix	78	337	5
1972	Eric Penick	124	726	5
1973	Wayne Bullock	162	752	11
1974	Wayne Bullock	203	855	12
1975	Jerome Heavens	129	756	5
1976	Al Hunter	233	1,058	12
1977	Jerome Heavens	229	994	6
1978	Vagas Ferguson	211	1,192	7
1979	Vagas Ferguson	*301	*1,437	*17
1980	Jim Stone	192	908	7
1981	Phil Carter	165	727	6
1982	Phil Carter	179	715	2



YEAR-BY-YEAR LEADERS

Year	Player	Rushes	Yards	TD
1983	Allen Pinkett	252	1,394	16
1984	Allen Pinkett	275	1,105	*17
1985	Allen Pinkett	255	1,100	11
1986	Mark Green	96	406	2
1987	Mark Green	146	861	6
1988	Tony Rice	121	700	9
1989	Tony Rice	174	884	7
1990	Rodney Culver	150	710	5
1991	Jerome Bettis	168	972	10
1992	Reggie Brooks	167	1,343	13
1993	Lee Becton	164	1,044	6
1994	Randy Kinder	119	702	4
1995	Randy Kinder	143	809	9
1996	Autry Denson	202	1,179	8
1997	Autry Denson	264	1,268	12
1998	Autry Denson	251	1,176	15
1999	Tony Fisher	156	783	5
2000	Julius Jones	162	657	3
2001	Julius Jones	168	718	7
2002	Ryan Grant	261	1,085	9
2003	Julius Jones	229	1,341	10
2004	Darius Walker	185	786	7
2005	Darius Walker	253	1,196	9
2006	Darius Walker	255	1,267	7
2007	James Aldridge	121	463	0
2008	Armando Allen	134	585	3
2009	Armando Allen	142	697	3
2010	Cierre Wood	119	603	3
2011	Cierre Wood	217	1,102	9
2012	Theo Riddick	190	917	5
2013	Cam McDaniel	152	705	3
2014	Tarean Folston	175	889	6
2015	C.J. Proisie	156	1,032	11
2016	Josh Adams	158	933	5
2017	Josh Adams	206	1,430	9

PASSING

Year	Player	Att	Comp. Yds	TD
1918	George Gipp	45	19	293 1
1919	George Gipp	72	41	727 3
1920	George Gipp	62	30	709 3
1921	John Mohardt	98	53	995 9
1922	Jim Crowley	21	10	154 1
1923	Jim Crowley	36	13	154 1
1924	Harry Stuhldreher	33	25	471 4
1925	Harry O'Boyle	21	7	107 0
1926	Christie Flanagan	29	12	207 0
1927	John Niemiec	33	14	187 0
1928	John Niemiec	108	37	456 3
1929	Jack Elder	25	8	187 1
1930	Marchy Schwartz	56	17	319 3
1931	Marchy Schwartz	51	9	174 3
1932	Nick Lukats	28	13	252 2
1933	Nick Lukats	67	21	329 0
1934	Bill Shakespeare	29	9	230 2
1935	Bill Shakespeare	66	19	267 3
1936	Bob Wilke	52	19	365 2
1937	Jack McCarthy	53	16	225 3
1938	Bob Saggau	28	8	179 3
1939	Harry Stevenson	50	14	236 1
1940	Bob Saggau	60	21	483 4
1941	Angelo Bertelli	123	70	1,027 8
1942	Angelo Bertelli	159	72	1,039 10
1943	Johnny Lujack	71	34	525 4
1944	Frank Dancewicz	163	68	989 9
1945	Frank Dancewicz	90	30	489 5
1946	Johnny Lujack	100	49	778 6
1947	Johnny Lujack	109	61	777 9
1948	Frank Tripuka	91	53	660 11

Year	Player	Att	Comp. Yds	TD
1949	Bob Williams	147	83	1,374 16
1950	Bob Williams	210	99	1,035 10
1951	John Mazur	110	48	645 5
1952	Ralph Guglielmi	143	62	725 4
1953	Ralph Guglielmi	113	52	792 8
1954	Ralph Guglielmi	127	68	1,162 6
1955	Paul Hornung	103	46	743 9
1956	Paul Hornung	111	59	917 3
1957	Bob Williams	106	53	565 3
1958	George Izo	118	68	1,067 9
1959	George Izo	95	44	661 6
1960	George Haffner	108	30	548 3
1961	Frank Budka	95	40	636 3
1962	Darryle Lamonica	128	64	821 6
1963	Frank Budka	40	21	239 4
1964	John Huarte	205	114	2,062 16
1965	Bill Zloch	88	36	558 3
1966	Terry Hanratty	147	78	1,247 8
1967	Terry Hanratty	206	110	1,439 9
1968	Terry Hanratty	197	116	1,466 10
1969	Joe Theismann	192	108	1,531 13
1970	Joe Theismann	268	155	2,429 16
1971	Cliff Brown	111	56	669 4
1972	Tom Clements	162	83	1,163 8
1973	Tom Clements	113	60	882 8
1974	Tom Clements	215	122	1,549 8
1975	Rick Slager	139	66	686 2
1976	Rick Slager	172	86	1,281 11
1977	Joe Montana	189	99	1,604 11
1978	Joe Montana	260	141	2,010 10
1979	Rusty Lisch	208	108	1,781 4
1980	Blair Kiel	124	48	531 0
1981	Blair Kiel	151	67	936 7
1982	Blair Kiel	219	118	1,273 3
1983	Steve Beuerlein	145	75	1,061 4
1984	Steve Beuerlein	232	140	1,920 7
1985	Steve Beuerlein	214	107	1,335 3
1986	Steve Beuerlein	259	151	2,211 13
1987	Tony Rice	82	35	663 1
1988	Tony Rice	138	70	1,176 8
1989	Tony Rice	137	68	1,122 2
1990	Rick Mirer	200	110	1,824 8
1991	Rick Mirer	234	132	2,117 18
1992	Rick Mirer	234	120	1,876 15
1993	Kevin McDougal	159	98	1,541 7
1994	Ron Powllus	222	119	1,729 19
1995	Ron Powllus	217	124	1,853 12
1996	Ron Powllus	232	133	1,942 12
1997	Ron Powllus	298	182	2,078 9
1998	Jarrius Jackson	188	104	1,740 13
1999	Jarrius Jackson	316	184	2,753 17
2000	Matt LoVecchio	125	73	980 11
2001	Carlyle Holiday	144	73	784 3
2002	Carlyle Holiday	257	129	1,788 10
2003	Brady Quinn	411	195	2,149 9
2004	Brady Quinn	353	191	2,586 17
2005	Brady Quinn	450	*292	*3,919 32
2006	Brady Quinn	*467	289	3,426 *37
2007	Jimmy Clausen	245	138	1,254 7
2008	Jimmy Clausen	440	268	3,172 25
2009	Jimmy Clausen	425	289	3,722 28
2010	Dayne Crist	294	174	2,033 15
2011	Tommy Rees	411	269	2,871 20
2012	Everett Golson	318	187	2,405 12
2013	Tommy Rees	414	224	3,257 27
2014	Everett Golson	427	256	3,445 29
2015	DeShone Kizer	335	211	2,884 21
2016	DeShone Kizer	361	212	2,925 26
2017	Brandon Wimbush	275	136	1,870 16

RECEIVING

Years	Player	Catches	Yards	TD
1918	Bernie Kirk	7	102	1
1919	Bernie Kirk	21	372	2
1920	Eddie Anderson	17	293	3
1921	Eddie Anderson	26	394	2
1922	Don Miller	6	144	1
1923	Don Miller	9	149	1
1924	Don Miller	16	297	2
1925	Gene Edwards	4	28	0
1926	Ike Voedisch	6	95	0
1927	John Colrick	11	126	1
1928	John Colrick	18	199	2
1929	John Colrick	4	90	0
1930	Ed Kosky	4	76	1
1931	Paul Host	6	48	2
1932	George Melinkovich	7	106	1
1933	Steve Banas	6	59	0
1934	Dom Vairo	4	135	2
1935	Wally Fromhart	11	174	1
1936	Joe O'Neill	8	140	1
1937	Andy Pupils	5	86	1
1938	Earl Brown	6	192	4
1939	Bud Kerr	6	129	0
1940	Bob Hargrave	9	98	1
1941	Steve Juzwik	18	307	2
1942	Bob Livingstone	17	272	3
1943	John Yonakor	15	323	4
1944	Bob Kelly	18	283	5
1945	Bob Skoglund	9	100	1
1946	Terry Brennan	10	154	2
1947	Terry Brennan	16	181	4
1948	Leon Hart	16	231	4
1949	Leon Hart	19	257	5
1950	Jim Mutscheller	35	426	7
1951	Jim Mutscheller	20	305	2
1952	Joe Heap	29	437	2
1953	Joe Heap	22	335	5
1954	Joe Heap	18	369	0
1955	Jim Morse	17	424	3
1956	Jim Morse	20	442	1
1957	Dick Lynch	13	128	0
1958	Monty Stickles	20	328	7
1959	Bob Scarpitto	15	297	4
1960	Les Traver	14	225	0
1961	Les Traver	17	349	2
1962	Jim Kelly	41	523	4
1963	Jim Kelly	18	264	2
1964	Jack Snow	60	1,114	9
1965	Nick Eddy	13	233	2
1966	Jim Seymour	48	862	8
1967	Jim Seymour	37	515	4
1968	Jim Seymour	53	736	4
1969	Thom Gatewood	47	743	8
1970	Thom Gatewood	77	1,123	7
1971	Thom Gatewood	33	417	4
1972	Willie Townsend	25	369	4
1973	Pete Demmerle	26	404	5
1974	Pete Demmerle	43	667	6
1975	Ken MacAfee	26	333	5
1976	Ken MacAfee	34	483	3
1977	Ken MacAfee	54	797	6
1978	Kris Haines	32	699	5
1979	Dean Masztrak	28	428	2
1980	Tony Hunter	23	303	1
1981	Tony Hunter	28	387	2
1982	Tony Hunter	42	507	0
1983	Allen Pinkett	28	288	2
1984	Mark Bavaro	32	395	1
1985	Tim Brown	25	397	3

Years	Player	Catches	Yards	TD
1986	Tim Brown	45	910	5
1987	Tim Brown	39	846	3
1988	Rickey Watters	15	286	2
1989	Raghib Ismail	27	535	0
1990	Raghib Ismail	32	699	2
1991	Tony Smith	42	789	4
1992	Lake Dawson	25	462	1
1993	Lake Dawson	25	395	2
1994	Derrick Mayes	47	847	11
1995	Derrick Mayes	48	881	6
1996	Pete Chryplewicz	27	331	4
1997	Bobby Brown	45	543	6
1998	Malcolm Johnson	43	642	6
1999	Bobby Brown	36	608	5
2000	David Givens	25	310	2
2001	Javin Hunter	37	387	1
2002	Arnaz Battle	58	786	5
2003	Rhema McKnight	47	600	3
2004	Rhema McKnight	42	610	3
2005	Jeff Samardzija	77	1,249	*15
2006	Jeff Samardzija	78	1,017	12
2007	John Carlson	40	372	3
2008	Golden Tate	58	1,080	10
2009	Golden Tate	93	*1,496	*15
2010	Michael Floyd	79	1,025	12
2011	Michael Floyd	*100	1,147	9
2012	Tyler Eifert	50	685	4
	TJ Jones	50	649	4
2013	TJ Jones	70	1,108	9
2014	Will Fuller	76	1,094	*15
2015	Will Fuller	62	1,258	14
2016	Equanimeous St. Brown	58	961	9
2017	Equanimeous St. Brown	33	515	4

SCORING

Year	Player	TD	XPTs	FG	Pts
1918	George Gipp	6	7	0	43
1919	George Gipp	7	4	1	49
1920	George Gipp	8	16	0	64
1921	John Mohardt	12	0	0	72
1922	Paul Castner	8	10	2	64
1923	Don Miller	10	0	0	60
	Red Maher	10	0	0	60
1924	Jim Crowley	9	17	0	71
1925	Christie Flanagan	7	3	0	45
1926	Bucky Dahman	6	5	0	41
1927	John Niemiec	4	7	0	31
1928	Jack Chevigny	3	0	0	18
1929	Jack Elder	7	0	0	42
1930	Marchy Schwartz	9	0	0	54
1931	Marchy Schwartz	5	0	0	30
1932	George Melinkovich	8	0	0	48
1933	Nick Lukats	2	0	0	12
1934	George Melinkovich	6	0	0	36
1935	Bill Shakespeare	4	0	0	24
1936	Bob Wilke	6	0	0	36
1937	Andy Pupils	3	6	0	24
1938	Benny Sheridan	4	0	0	24
	Earl Brown	4	0	0	24
1939	Milt Piepul	6	0	0	36
1940	Steve Juzwik	7	1	0	43
1941	Fred Evans	11	1	0	67
1942	Corwin Clatt	5	0	0	30
	Creighton Miller	5	0	0	30
1943	Creighton Miller	13	0	0	78
1944	Bob Kelly	13	6	0	84
1945	Elmer Angsman	7	0	0	42
1946	Terry Brennan	6	0	0	36
	Jim Mello	6	0	0	36
1947	Terry Brennan	11	0	0	66

Here Come the Irish

The Fighting Irish

Coaches and Staff

2017 Season in Review

History and Records

University and Media Information



YEAR-BY-YEAR LEADERS

Year	Player	TD	XPts	FG	Pts
1948	Emil Sitko	9	0	0	54
1949	Emil Sitko	9	0	0	54
	Billy Barrett	9	0	0	54
1950	Jim Mutscheller	7	0	0	42
1951	Neil Worden	8	0	0	48
1952	Neil Worden	10	0	0	60
1953	Neil Worden	11	0	0	66
1954	Joe Heap	8	0	0	48
1955	Paul Hornung	6	5	2	47
1956	Paul Hornung	7	14	0	56
1957	Monty Stickles	3	11	1	32
1958	Monty Stickles	7	15	1	60
1959	Bob Scarpitto	8	0	0	48
1960	Bob Scarpitto	5	0	0	30
1961	Joe Perkowski	0	16	5	31
1962	Joe Farrell	4	0	0	24
	Jim Kelly	4	0	0	24
	Daryle Lamonica	4	0	0	24
1963	Frank Budka	4	0	0	24
1964	Bill Wolski	11	0	0	66
1965	Bill Wolski	8	4	0	52
1966	Nick Eddy	10	0	0	60
1967	Joe Azzaro	0	37	8	61
1968	Bob Gladieux	14	0	0	84
1969	Scott Hempel	0	41	5	56
1970	Scott Hempel	0	36	4	48
1971	Robert Thomas	0	21	5	36
1972	Andy Huff	10	0	0	60
1973	Bob Thomas	0	43	9	70
1974	Wayne Bullock	12	0	0	72
1975	Dave Reeve	0	24	11	57
1976	Al Hunter	13	0	0	78
1977	Dave Reeve	0	39	12	75
1978	Vagas Ferguson	8	0	0	48
1979	Vagas Ferguson	17	0	0	102
1980	Harry Oliver	0	19	18	73
1981	Harry Oliver	0	28	6	46
1982	Mike Johnston	0	19	19	76
1983	Allen Pinkett	18	@1	0	110
1984	Allen Pinkett	18	0	0	108
1985	Allen Pinkett	11	0	0	66
1986	John Carney	0	24	21	87
1987	Ted Gradel	0	33	14	75
1988	Reggie Ho	0	32	9	59
1989	Anthony Johnson	13	0	0	78
1990	Craig Hentrich	0	41	16	89
1991	Jerome Bettis	*20	0	0	*120
1992	Reggie Brooks	14	@1	0	86
1993	Kevin Pendergast	0	45	14	87
1994	Derrick Mayes	11	@1	0	68
1995	Marc Edwards	12	+2	0	76
1996	Autry Denson	11	0	0	66
1997	Autry Denson	13	0	0	78
1998	Autry Denson	15	0	0	90
1999	Tony Fisher	7	@1	0	44
2000	Nicholas Setta	1	44	8	74
2001	Nicholas Setta	0	23	15	68
2002	Nicholas Setta	0	32	14	74
2003	Julius Jones	10	0	0	60
2004	D.J. Fitzpatrick	0	34	11	67
2005	Jeff Samardzija	15	0	0	90
2006	Rhema McKnight	15	0	0	90
2007	Brandon Walker	0	22	6	40
2008	Brandon Walker	0	39	14	81
2009	Golden Tate	18	0	0	108
2010	David Ruffer	0	37	18	91
2011	David Ruffer	0	47	10	77
2012	Kyle Brindza	0	28	*23	97
2013	Kyle Brindza	0	38	20	98

Year	Player	TD	XPts	FG	Pts
2014	Kyle Brindza	0	51	14	93
2015	Justin Yoon	0	50	15	95
2016	Justin Yoon	0	44	13	83
2017	Justin Yoon	0	55	14	97

@ Indicates one two-point conversion

+ Indicates two two-point conversions

TACKLES

Year	Player	Tackles
1956	Ed Sullivan	79
1957	Jim Schaaf	88
	Al Ecuyer	88
1958	Al Ecuyer	78
1959	Bob Scholtz	84
	Ken Adamson	84
1960	Myron Pottios	74
1961	Nick Buoniconti	74
1962	Ed Hoerster	73
1963	Bill Pfeiffer	101
1964	Jim Carroll	140
1965	Jim Lynch	108
1966	Jim Lynch	106
1967	Bob Olson	98
1968	Bob Olson	129
1969	Bob Olson	142
1970	Jim Wright	110
1971	Mike Kadish	97
1972	Jim O'Malley	122
1973	Greg Collins	133
1974	Greg Collins	144
1975	Steve Niehaus	113
1976	Steve Heimkreiter	118
1977	Bob Golic	146
1978	Steve Heimkreiter	160
1979	Bob Crable	*187
1980	Bob Crable	154
1981	Bob Crable	167
1982	Mark Zavagnin	113
1983	Tony Furjanic	142
1984	Mike Kovaleski	108
1985	Tony Furjanic	147
1986	Mike Kovaleski	88
1987	Ned Bolcar	106
1988	Wes Pritchett	112
1989	Ned Bolcar	109
1990	Michael Stonebreaker	95
1991	Demetrius DuBose	127
1992	Demetrius DuBose	87
1993	Justin Goheen	92
1994	Brian Magee	81
1995	Lyron Cobbins	105
1996	Kinnon Tatum	77
1997	Jimmy Friday	109
1998	Bobbie Howard	118
1999	A'Jani Sanders	91
2000	Anthony Denman	84
2001	Tyreo Harrison	97
2002	Courtney Watson	90
2003	Courtney Watson	117
2004	Mike Goolsby	97
2005	Brandon Hoyte	92
2006	Maurice Crum	100
2007	Trevor Laws	112
2008	Kyle McCarthy	110
2009	Kyle McCarthy	101
2010	Manti Te'o	133
2011	Manti Te'o	128
2012	Manti Te'o	133
2013	Dan Fox	95

Year	Player	Tackles
2014	Jaylon Smith	112
2015	Jaylon Smith	114
2016	Nyles Morgan	94
2017	Te'von Coney	116

PUNT RETURN AVERAGE

(minimum of 5 returns through 1969; minimum of 1.0 returns per game from 1970)

Year	Player	No.	Yds	Avg.
1919	Joe Brandy	26	186	7.2
1920	Joe Brandy	27	249	9.2
1921	(None)			
1922	Frank Thomas	21	196	9.3
1923	Harry Stuhldreher	32	308	9.6
1924	Harry Stuhldreher	22	194	8.8
1925	Charlie Riley	7	38	5.4
1926	Vince McNally	8	153	19.1
1927	Charles McKinney	5	36	7.2
1928	Frank Carideo	22	239	10.9
1929	Frank Carideo	33	405	12.3
1930	Frank Carideo	37	303	8.2
1931	Emmett Murphy	10	105	10.5
1932	Chuck Jaskwich	23	254	11.0
1933	Andy Pilney	9	124	13.8
1934	Wally Fromhart	33	288	8.7
1935	Andy Pilney	13	148	11.4
1936	Bob Wilke	5	73	14.6
1937	Andy Puplis	21	281	13.4
1938	Benny Sheridan	11	194	17.6
1939	Benny Sheridan	8	107	13.4
1940	Bob Hargrave	24	176	7.3
1941	Steve Juzwik	22	280	12.7
1942	Pete Ashbaugh	13	196	15.1
1943	Creighton Miller	7	151	21.6
1944	Bob Kelly	12	129	10.8
1945	Frank Dancewicz	18	240	13.3
1946	Bob Livingstone	7	103	14.7
1947	Coy McGee	6	162	27.0
1948	Lancaster Smith	5	157	*31.4
1949	Bill Gay	19	254	13.4
1950	Bill Gay	14	96	6.9
1951	Billy Barrett	5	107	21.4
1952	John Lattner	7	113	16.1
1953	Joe Heap	8	143	17.9
1954	Dean Studer	5	62	12.4
1955	Dean Studer	6	92	15.3
1956	Aubrey Lewis	5	46	9.2
1957	(None)			
1958	Pat Doyle	7	64	9.1
1959	Bob Scarpitto	7	118	16.9
1960	Angelo Dabiero	8	102	12.8
1961	Angelo Dabiero	11	97	8.8
1962	Frank Minik	6	41	6.8
1963	Bill Wolski	6	31	5.2
1964	Nick Rassas	15	153	10.2
1965	Nick Rassas	24	*459	19.1
1966	Tom Schoen	29	253	8.7
1967	Tom Schoen	*42	447	10.6
1968	Bob Gladieux	6	91	15.2
1969	Brian Lewallen	7	75	10.7
1970	Mike Crotty	19	100	5.3
1971	Mike Crotty	33	297	9.0
1972	Ken Schlezes	10	138	13.8
1973	Bob Zanot	19	141	7.4
1974	Ted Burgmeier	6	46	7.7
1975	Ted Burgmeier	9	52	5.8
1976	Steve Schmitz	18	168	9.3
1977	Steve Schmitz	14	127	9.1
1978	Dave Waymer	25	175	7.0

Year	Player	No.	Yds	Avg.
1979	Dave Duerson	12	209	17.4
1980	Dave Duerson	25	194	7.8
1981	Dave Duerson	32	221	6.9
1982	Dave Duerson	34	245	7.2
1983	Joe Howard	28	202	7.2
1984	Troy Wilson	11	84	7.6
1985	Troy Wilson	17	144	8.5
1986	Troy Wilson	26	222	8.5
1987	Tim Brown	34	401	11.8
1988	Ricky Watters	19	253	13.3
1989	Ricky Watters	15	201	13.4
1990	Raghib Ismail	13	151	11.6
1991	Jeff Burris	18	227	12.6
1992	Michael Miller	25	172	6.9
1993	Michael Miller	26	213	8.2
1994	(None)			
1995	(None)			
1996	Allen Rossum	15	344	22.9
1997	Allen Rossum	12	83	6.9
1998	Joey Getherall	20	157	7.9
1999	Julius Jones	15	195	13.0
2000	Joey Getherall	24	392	16.3
2001	Julius Jones	18	192	10.7
2002	Vontez Duff	40	385	9.6
2003	Vontez Duff	24	260	10.8
2004	Carlyle Holiday	29	314	10.8
2005	Tom Zbikowski	27	379	14.0
2006	Tom Zbikowski	16	144	9.0
2007	Tom Zbikowski	23	234	10.2
2008	Golden Tate	14	116	8.3
2009	Golden Tate	12	171	14.3
2010	John Goodman	13	17	1.3
2011	(None)			
2012	Davonte' Neal	21	46	2.2
2013	TJ Jones	14	106	7.6
2014	Cody Riggs	13	95	7.3
2015	C.J. Sanders	25	182	7.3
2016	C.J. Sanders	10	125	12.5
2017	Chris Finke	24	156	6.5

KICKOFF RETURN AVERAGE

(minimum of 4 returns until 1969; minimum of 0.5 returns/game from 1970)

Year	Player	No.	Yds	Avg.
1919	George Gipp	8	166	20.8
1920	George Gipp	11	208	18.9
1921	Chet Wynne	9	258	28.7
1922	Paul Castner	11	490	*44.5
1923	Willie Maher	4	184	46.0
1924	Elmer Layden	5	111	22.2
1925	Rex Enright	4	86	21.5
1926	Christie Flanagan	6	183	30.5
1927	Jack Chevigny	4	91	22.8
1928	Jack Chevigny	5	115	23.0
1929	Joe Savoldi	4	81	20.3
1930	Joe Savoldi	4	186	46.5
1931	(None)			
1932	George Melinkovich	4	164	41.0
1933	Ray Brancheau	7	109	15.6
1934	Bill Shakespeare	4	60	15.0
1935	Bill Shakespeare	5	123	24.6
1936	Andy Puplis	5	136	27.2
1937	(None)			
1938	(None)			
1939	Harry Stevenson	5	85	17.0
1940	Milt Piepul	4	122	30.5
1941	Fred Evans	9	206	22.9
1942	Bob Livingstone	8	184	23.0
1943	Creighton Miller	4	53	13.3



YEAR-BY-YEAR LEADERS

Year	Player	No.	Yds	Avg.
1944	Bob Kelly	8	213	26.6
1945	Phil Colella	5	105	21.0
1946	(None)			
1947	(None)			
1948	Larry Coutre	4	70	17.5
1949	Emil Sitko	4	89	22.3
1950	Jack Landry	11	195	17.7
1951	Billy Barrett	4	86	21.5
1952	Joe Heap	6	145	24.2
1953	John Lattner	8	331	41.4
1954	Jim Morse	5	166	33.2
1955	Dean Studer	5	115	23.0
1956	Paul Hornung	16	496	31.0
1957	Dick Lynch	5	159	31.8
1958	Jim Crotty	12	297	24.8
1959	Bob Scarpitto	12	247	20.6
1960	George Sefcik	7	167	23.9
1961	Angelo Dabiero	8	193	24.1
1962	Ron Bley	13	309	23.8
1963	Ron Bley	5	131	26.2
1964	Nick Rassas	4	103	25.8
1965	Bill Wolski	6	131	21.8
1966	Nick Eddy	4	193	48.3
1967	Dave Haley	5	119	23.8
1968	Coley O'Brien	4	156	39.0
1969	Mike Crotty	4	111	27.8
1970	Darryl Dewan	4	91	22.8
1971	Gary Diminick	7	199	28.4
1972	Gary Diminick	15	331	22.1
1973	Gary Diminick	8	181	22.6
1974	Al Samuel	8	150	18.8
1975	Dan Knott	10	284	28.4
1976	Al Hunter	12	241	20.1
1977	Terry Eurick	9	211	23.4
1978	Jim Stone	13	242	18.6
1979	Jim Stone	19	493	25.9
1980	Jim Stone	17	344	20.2
1981	Greg Bell	13	371	28.5
1982	Allen Pinkett	14	354	25.3
1983	Alonzo Jefferson	10	174	17.4
1984	Hiawatha Francisco	6	178	29.7
1985	Tim Brown	14	338	24.1
1986	Tim Brown	25	698	27.9
1987	Tim Brown	23	456	19.8
1988	Raghib Ismail	12	433	36.1
1989	Raghib Ismail	20	502	25.1
1990	Raghib Ismail	14	336	24.0
1991	Clint Johnson	9	217	24.1
1992	Michael Miller	9	261	29.0
1993	Clint Johnson	10	409	40.9
1994	Emmett Mosley	13	320	24.6
1995	Emmett Mosley	15	419	27.9
1996	Allen Rossum	6	227	37.8
1997	Allen Rossum	20	570	28.5
1998	Darcey Levy	7	163	23.3
1999	Julius Jones	26	603	23.2
2000	Julius Jones	15	427	28.5
2001	Julius Jones	18	405	22.5
2002	Vontez Duff	19	526	27.7
2003	Vontez Duff	16	346	21.6
2004	Chase Anastasio	19	353	18.6
2005	David Grimes	15	338	22.5
2006	David Grimes	21	514	24.5
2007	Armando Allen	33	704	21.3
2008	Armando Allen	21	543	25.9
2009	Theo Riddick	*37	849	22.9
2010	Bennett Jackson	29	645	22.2
2011	George Atkinson III	35	*915	26.1
2012	George Atkinson III	22	441	20.0

Year	Player	No.	Yds	Avg.
2013	George Atkinson III	31	780	25.2
2014	Amir Carlisle	35	761	21.7
2015	C.J. Sanders	28	640	22.9
2016	C.J. Sanders	29	725	25.0
2017	C.J. Sanders	29	654	22.6

INTERCEPTIONS (Minimum of 3)

Year	Player	No.	Yards
1919	George Gipp	3	32
1920	(None)		
1921	Chet Wynne	4	43
1922	Harry Mehre	4	97
1922	(None)		
1923	Jim Crowley	4	31
1924	(None)		
1925	(None)		
1926	Vince McNally	3	0
1927	(None)		
1928	(None)		
1929	Frank Carideo	5	151
1930	Carl Cronin	3	26
	Marty Brill	3	8
	Tom Conley	3	4
1931	Nordy Hoffmann	3	32
1932	Mike Koken	4	18
1933	Nick Lukats	3	22
	Ray Brancheau	3	10
1934	(None)		
1935	(None)		
1936	Bob Wilke	3	33
1937	Ed Simonich	3	10
1938	(None)		
1939	(None)		
1940	Steve Bagarus	4	26
1941	Bernie Grimmins	4	12
1942	Angelo Bertelli	8	41
1943	Creighton Miller	6	78
1944	Joe Gasparella	4	28
1945	Frank Danciewicz	3	31
1946	Terry Brennan	3	18
1947	Johnny Lujack	3	44
1948	Bill Gay	6	83
1949	Bill Gay	4	80
1950	Dave Flood	4	28
1951	John Lattner	5	66
1952	John Lattner	4	58
	Jack Whelan	4	35
1953	Ralph Guglielmi	5	50
1954	Ralph Guglielmi	5	50
1955	Paul Hornung	5	59
1956	Aubrey Lewis	3	39
1957	Bob Williams	3	28
1958	George Izo	4	11
1959	George Sefcik	3	35
	Don White	3	39
1960	(None)		
1961	Angelo Dabiero	5	78
1962	Tom MacDonald	9	81
1963	Tom MacDonald	5	63
1964	Tony Carey	8	121
1965	Nick Rassas	6	*197
1966	Tom Schoen	7	112
1967	Tom Schoen	4	108
	John Pergine	4	19
1968	Chuck Zloch	5	31
1969	Ralph Stepaniak	4	84
1970	Clarence Ellis	7	25
1971	Ken Schlezes	4	63

Year	Player	No.	Yards
1972	Mike Townsend	*10	39
1973	Luther Bradley	6	37
1974	(None)		
1975	Luther Bradley	4	135
	Tom Lopienski	4	79
1976	Joe Restic	4	92
1977	Joe Restic	6	25
1978	Joe Restic	3	59
	Tom Gibbons	3	48
	Dave Waymer	3	10
1979	Dave Waymer	4	77
1980	(None)		
1981	Mark Zavagnin	3	27
1982	Dave Duerson	7	104
1983	Rick Naylor	3	24
1984	Pat Ballage	3	41
1985	Steve Lawrence	3	57
1986	Steve Lawrence	3	28
1987	Corny Southall	3	80
	Marv Spence	3	18
1988	George Streeter	3	39
	Jeff Alm	3	8
1989	Todd Lyght	8	42
1990	(None)		
1991	Tom Carter	5	79
1992	Tom Carter	5	0
	Jeff Burris	5	6
1993	Bobby Taylor	4	100
1994	(None)		
1995	Lyron Cobbins	5	86
1996	Benny Guilbeaux	4	42
1997	Benny Guilbeaux	4	76
1998	A'Jani Sanders	3	29
1999	Deveron Harper	4	27
2000	Ron Israel	3	41
2001	Vontez Duff	3	37
2002	Shane Walton	7	84
2003	Quentin Burrell	4	18
2004	(None)		
2005	Tom Zbikowski	5	136
2006	Mike Richardson	4	21
2007	David Bruton	3	20
2008	David Bruton	4	57
2009	Kyle McCarthy	5	90
2010	Harrison Smith	7	54
2011	(None)		
2012	Manti Te'o	7	35
2013	Austin Collinsworth	3	6
2014	Matthias Farley	4	87
	Cole Luke	4	13
2015	(None)		
2016	(None)		
2017	Julian Love	3	153

* Notre Dame record

NCAA LEADERS

Since the NCAA began producing its annual statistical rankings in 1937, individual Notre Dame players have finished in the final top 10 on 99 occasions.

From 1937 through 1969, all individual rankings were by season totals. Beginning in 1970, most season individual rankings were by per game averages. In total offense, rushing and scoring, it is yards or points per game; in receiving and interceptions, it is catches per game; in punt and kickoff returns, it is yards per return and in field goals, field goals per game. Punting always has been by average.

Beginning in 1970, passers were ranked on completions per game, and starting in 1979, were ranked on efficiency rating points. The all-purpose running rankings have been compiled only since 1970. The field-goal rankings began when the goal posts were widened in 1959. Kick scoring is no longer an active category.

Before 2002, postseason games were not included in NCAA final football statistics or records. Beginning with the 2002 season, all postseason games were included in NCAA final football statistics and records.

Here's a complete listing of all Irish players finishing among the top 10 in any individual statistical category:

TOTAL OFFENSE

Year	NCAA Rank	Player	Stats
1944	4	Frank Dancewicz	1120
1949	6	Bob Williams	1437
1954	6	Ralph Guglielmi	1257
1955	4	Paul Hornung	1215
1956	2	Paul Hornung	1337
1964	3	John Huarte	2069
1970	2	Joe Theismann	281.3
2005	5	Brady Quinn	334.1
2009	8	Jimmy Clausen	302.3

RUSHING

Year	NCAA Rank	Player	Stats
1943	1	Creighton Miller	911
1943	7	Jim Mello	704
1944	10	Bob Kelly	681
1953	5	Neil Worden	859
1979	5	Vagas Ferguson	130.6
1983	5	Allen Pinkett	126.4
1992	7	Reggie Brooks	122.1

PASSING

Year	NCAA Rank	Player	Stats
1941	3	Angelo Bertelli	70
1942	6	Angelo Bertelli	72
1944	2	Frank Dancewicz	68
1950	10	Bob Williams	99
1954	10	Ralph Guglielmi	68
1990	10	Rick Mirer	138.8
1991	8	Rick Mirer	149.2
2005	7	Brady Quinn	158.4
2009	3	Jimmy Clausen	161.4

RECEIVING

Year	NCAA Rank	Player	Stats
1964	2	Jack Snow	60
1970	2	Tom Gatewood	7.7
2009	8	Golden Tate	7.8
2011	9	Michael Floyd	7.69

PUNTING

Year	NCAA Rank	Player	Stats
1944	10	Bob Kelly	37.8
1973	6	Brian Doherty	42.7
1975	7	Joe Restic	43.7
2006	5	Geoff Price	45.44

INTERCEPTIONS

Year	NCAA Rank	Player	Stats
1955	t5	Paul Hornung	5
1961	t8	Angelo Dabiero	5
1962	t2	Tom MacDonald	9
1963	t6	Tom MacDonald	5
1964	1	Tony Carey	8
1965	t8	Nick Rassas	6
1966	t7	Tom Schoen	7
1972	1	Mike Townsend	10
1982	t5	Dave Duerson	7
1989	t8	Todd Lyght	0.67
2010	4	Harrison Smith	0.54
2012	t3	Manti Te'o	0.54

PUNT RETURNS

Year	NCAA Rank	Player	Stats
1965	1	Nick Rassas	459
1967	6	Tom Schoen	447
1988	4	Ricky Watters	13.32
1996	1	Allen Rossum	22.93
2000	8	Joey Getherall	16.33

KICKOFF RETURNS

Year	NCAA Rank	Player	Stats
1953	4	John Lattner	331
1956	2	Paul Hornung	496
1961	8	Paul Costa	359
1975	7	Terry Eurick	26.7
1979	6	Jim Stone	25.9
1982	9	Allen Pinkett	25.3
1986	3	Tim Brown	27.9
1988	1	Raghib Ismail	36.1
1995	5	Emmett Mosley	27.9
1997	6	Allen Rossum	28.50
2000	4	Julius Jones	28.47
2002	8	Vontez Duff	27.68

ALL-PURPOSE YARDS

Year	NCAA Rank	Player	Stats
1976	9	Al Hunter	135.4
1983	6	Allen Pinkett	152.9
1986	3	Tim Brown	176.1
1987	6	Tim Brown	167.9
1990	9	Raghib Ismail	156.91

SCORING

Year	NCAA Rank	Player	Stats
1941	10	Fred Evans	67
1943	t4	Creighton Miller	78
1944	t2	Bob Kelly	84
1947	t5	Terry Brennan	66
1979	4	Vagas Ferguson	9.3
1983	2	Allen Pinkett	10.0
1984	2	Allen Pinkett	9.8
1991	4	Jerome Bettis	10.0

KICK SCORING

Year	NCAA Rank	Player	Stats
1953	1	Menil Mavraides	27
1958	t8	Monty Stickles	18
1965	7	Ken Ivan	48
1967	5	Joe Azzaro	61
1968	t8	Scott Hemple	60
1966	t9	Joe Azzaro	47
1973	t3	Bob Thomas	7.0

FIELD GOALS

Year	NCAA Rank	Player	Stats
1955	t3	Paul Hornung	2
1959	t9	Monty Stickles	3
1961	t8	Joe Perkowski	5
1980	3	Harry Oliver	1.64
1982	8	Mike Johnston	1.73
1986	4	John Carney	1.91
2012	t6	Kyle Brindza	1.77

BLOCKED KICKS

Year	NCAA Rank	Player	Stats
2014	t8	Jarron Jones	2
2016	5	Jarron Jones	2

POINTS RESPONSIBLE FOR

Year	NCAA Rank	Player	Stats
2014	8	Everett Golson	224

RECEIVING TOUCHDOWNS

Year	NCAA Rank	Player	Stats
2014	3	Will Fuller	15
2015	5	Will Fuller	14

FIELD GOAL PERCENTAGE

Year	NCAA Rank	Player	Stats
2015	6	Justin Yoon	0.882

KICKOFF RETURN TOUCHDOWNS

Year	NCAA Rank	Player	Stats
2016	2	C.J. Sanders	2

FUMBLES RECOVERED

Year	NCAA Rank	Player	Stats
2017	4	Drue Tranquill	3

PASSES DEFENDED

Year	NCAA Rank	Player	Stats
2017	2	Julian Love	1.8

RUSH YARDS PER CARRY

Year	NCAA Rank	Player	Stats
2017	9	Josh Adams	6.94

Bold indicates active player

INDIVIDUAL ANNUAL CHAMPIONS

Rushing

- Creighton Miller, 1943 (151 for 911 yards)

Passing Efficiency

- Bob Williams, 1949 (159.1 - min. 11 attempts/game)

Punt Returns

- Nick Rassas, 1965 (24 for 459 yards)
- Allen Rossum, 1996 (15 for 344 yards)

Interceptions

- Tony Carey, 1964 (8 for 121 yards)
- Mike Townsend, 1972 (10 for 39 yards)

Kick Scoring

- Menil Mavraides, 1953 (27 points)

Kickoff Returns

- Raghib Ismail, 1988 (36.1 average - 12 for 433 yards)

RECORDS

Highest Season Percentage of Field Goals Made 40-49 Yards

- John Carney, 1984 (1.000 - 10 of 10)

Most Single-Game Touchdowns Scored on Kickoff Returns

- Raghib Ismail, 1988 vs. Rice (2), 1989 vs. Michigan (2)
- (with 19 others, though Ismail is the only player in history to score twice in two games)

Most Single-Game Touchdowns Scored on Fumble Returns

- Tony Driver, 2000 vs. Navy (2)
- (with Tyrone Carter of Minnesota, 1996, Alvin Nnabuife of SMU, 2004, and Ryan Coleman of Memphis, 2013)

*Most Career Touchdowns Scored on Interceptions, Punt Returns and Kickoff Returns

- Allen Rossum, 1994-97 (9). (3 interceptions, 3 punt returns, 3 kickoff returns)

*Must have at Least One Touchdown in Each Category

TEAM ANNUAL CHAMPIONS

Total Offense

- 1943 - 418.0 yards per game
- 1946 - 441.3 yards per game
- 1949 - 434.8 yards per game

Rushing Offense

- 1943 - 313.7 yards per game
- 1946 - 340.1 yards per game

Scoring Offense

- 1966 - 36.2 points per game

Punt Returns

- 1958 - 17.6 yards per return

Blocked Kicks

- 2014 - Six

Kickoff Returns

- 1957 - 27.6 yards per return
- 1966 - 29.6 yards per return
- 1988 - 24.2 yards per return

Total Defense

- 1946 - 141.7 yards per game
- 1974 - 195.2 yards per game

Rushing Defense

- 1974 - 102.8 yards per game

Scoring Defense

- 1946 - 2.7 points per game

Kickoff Return Defense

- 2008 - 16.47 yards per return

RECORDS

Single-Game Kickoff Return Touchdowns

- 2 vs. Rice 1988, vs. Michigan 1989 (held by many teams)

Single-Game Fewest Punts By Losing Team

- 0 vs. Navy, 2007 (with numerous other teams)

Single-Game Punt Return Touchdowns

- 3 vs. Pittsburgh, 1996 (with five other teams)

Single-Game - Most Defensive Extra Point Attempts Against

- 2 vs. Rice, 1988 (2 returns, 1 scored; with three other teams)

Single-Game Fumble Return Touchdowns

- 2 vs. Navy, 2000 (with 10 other teams)

Season Total Offense - Most Plays Per Game

- 92.4 - 1970 (92.4 in 10 games)

Season Pass Defense - Lowest Completion Percentage Allowed (min. 200 attempts)

- .333 - 1967 (102 of 306 attempts)

Season Pass Defense - Fewest Yards Allowed Per Attempt (min. 300 attempts)

- 3.78 - 1967 (306 for 1,158 yards)

Season Punt Return Defense - Fewest Returns Allowed

- 5 - 1968 (52 yards) (tied with Nebraska 1995)

Season Fewest Turnovers Lost

- 8 - 2000 (tied with Clemson 1940 and Miami, Ohio 1966)

Most Consecutive Winning Seasons (all-time)

- 42 from 1889 to 1932 (no teams in 1890-91)

Season Fewest Turnovers Per Game

- 0.73 - 2000 (8 in 11 games)

Year	Record	Games	Total Off.		Rushing Off.		Passing Off.		Scoring Off.		Total Def.		Rushing Def.		Passing Def.		Scoring Def.	
			Yds PG.	Rank	Yds PG.	Rank	Yds PG.	Rank	Pts PG.	Rank	Yds PG.	Rank	Yds PG.	Rank	Yds PG.	Rank	Pts PG.	Rank
1946	8-0-1	9	441.3	1	340.1	1	101.2	40	30.1	7	141.7*	1	83.7	5	58.0	3	2.7*	1
1947	9-0-0	9	408.6	2	273.8	4	134.8	9	32.3	3	168.2	8	112.2	20	*56.0	6	5.8	4
1948	9-0-1	10	396.4	5	319.4	3	77.0	93	32.0	6	204.9	22	103.6	12	101.3	76	9.3	13
1949	10-0-0	10	434.8	1	291.4	4	143.4	22	36.0	4	219.6	11	86.4	4	133.2	103	8.6	8
1950	4-4-1	9	305.7	57	171.0	67	134.7	27	15.4	84	252.4	40	156.0	47	96.4	36	15.6	52
1951	7-2-1	10	326.7	36	210.0	31	116.7	46	24.1	38	251.2	33	129.4	23	121.8	81	12.2	20
1952	7-2-1	10	321.3	34	204.6	33	116.7	47	18.3	53	240.5	24	131.5	25	109.0	44	10.8	17
1953	9-0-1	10	383.9	2	288.1	4	95.8	57	31.7	4	223.9	24	120.7	9	103.2	57	13.9	37
1954	9-1-0	10	385.3	6	239.3	20	146.0	5	26.1	14	218.0	15	109.4	6	108.6	81	11.5	25
1955	8-2-0	10	357.3	6	272.7	5	85.6	47	21.0	17	248.0	43	146.9	27	101.1	83	11.2	27
1956	2-8-0	10	297.2	38	170.8	73	126.4	12	13.0	76	372.6	103	279.1	102	93.5	71	28.9	101
1957	7-3-0	10	296.4	34	190.9	44	105.5	31	20.0	29	279.2	66	185.9	64	93.3	62	13.6	44
1958	6-4-0	10	369.7	5	213.6	16	156.1	8	20.6	25	265.8	51	144.1	26	121.7	95	17.3	70
1959	5-5-0	10	278.3	40	135.2	80	143.1	13	17.1	44	267.2	62	168.5	64	98.7	59	18.0	85
1960	2-8-0	10	243.7	80	153.7	71	90.0	63	11.1	85	252.7	50	160.8	56	91.9	49	18.8	88
1961	5-5-0	10	320.6	16	224.5	14	96.1	49	17.5	42	287.3	84	128.2	25	159.1	112†	18.2	82
1962	5-5-0	10	252.5	74	137.9	83	114.6	42	15.9	60	263.4	57	176.4	75	87.0	18	19.2	90
1963	2-7-0	9	220.0	105	147.3	74	72.6	101	12.0	93	284.4	81	166.8	74	117.6	84	17.6	77
1964	9-1-0	10	401.4	2	190.9	19	210.5	5	28.7	3	206.3	15	*68.7	2	137.6	103	7.7	11
1965	7-2-1	10	299.5	41	214.5	15	85.0	87	27.0	9	194.4	6	75.4	5	119.0	53	7.3	4
1966	9-0-1	10	391.5	3	210.6	13	180.9	17	36.2	1	187.6	4	79.3	9	108.3	20	3.8	2
1967	8-2-0	10	391.1	7	217.0	16	174.1	20	33.7	4	220.1	13	104.3	18	115.8	22	12.4	24
1968	7-2-1	10	504.4	2	305.9	4	198.5	22	37.6*	4	249.0	10	179.3	4	169.7	81	17.0	38
1969	8-1-1	10	448.9	7	290.5	6	158.4	52	33.4	12	218.7	4	85.1	6	133.6	31	11.3	13
1970	9-1-0	10	510.5*	2	257.8	14	252.7	8	33.0	9	220.7	5	96.2	5	124.5	22	9.7	6
1971	8-2-0	10	332.9	46	232.1	24	100.8	88	22.5	38	198.1	4	86.4	3	111.7	23	8.6	5
1972	8-2-0	10	423.8	7	304.3	4	119.5	74	28.3	18	258.3	13	143.9	26	114.4	28	15.2	29
1973	10-0-0	10	461.4	5	350.2*	6	111.2	83	35.8	8	201.3	2	82.4	3	118.8	38	6.6	3
1974	9-2-0	11	434.5	4	283.5	11	150.9	29	27.7	16	195.2	1	102.8	1	92.4	15	12.4	14
1975	8-3-0	11	326.0	71	218.2	55	107.8	73	22.2	48	270.1	23	171.7	37	98.4	34	13.1	20
1976	8-3-0	11	363.7	30	207.3	63	156.5	32	24.9	38	273.7	28	120.4	7	153.4	118	13.5	26
1977	10-1-0	11	440.0	5	231.9	40	208.1	13	34.7	7	237.0	11	89.2	3	147.8	104	11.7	12
1978	8-3-0	11	395.9	19	209.0	51	186.9	20	23.5	41	324.7	61	139.7	21	185.0	133	14.8	30
1979	7-4-0	11	380.3	26	184.1	74	196.2	20	22.1	50	307.4	50	180.5	62	126.9	50	17.9	59
1980	9-1-1	11	328.6	72	244.9	15	83.7	131	21.6	61	213.2	4	109.8	8	103.0	8	10.1	5
1981	5-6-0	11	328.1	71	180.5	55	147.6	72	21.1	64	293.3	37	166.1	68	127.2	16	14.5	32
1982	6-4-1	11	330.9	67	173.5	42	157.4	64	18.7	72	283.9	10	95.5	8	188.5	60	15.8	22
1983	6-5-0	11	428.5	9	238.8	17	189.6	45	27.0	21	286.7	14	133.9	29	152.8	14	14.5	13
1984	7-4-0	11	336.5	57	146.9	69	189.6	37	25.4	33	318.2	31	174.3	69	143.9	12	19.3	42
1985	5-6-0	11	335.0	68	164.4	56	170.6	61	20.9	62	352.7	56	158.3	42	194.5	65	21.3	49

			Total Off.		Rushing Off.		Passing Off.		Scoring Off.		Total Def.		Rushing Def.		Passing Def.		Scoring Def.	
Year	Record	Games	Yds PG.	Rank	Yds PG.	Rank	Yds PG.	Rank	Pts PG.	Rank	Yds PG.	Rank	Yds PG.	Rank	Yds PG.	Rank	Pts PG.	Rank
1986	5-6-0	11	411.5	14	189.4	33	222.2	28	27.2	24	312.6	26	119.5	19	193.2	63	19.9	44
1987	8-3-0	11	381.0	35	252.1	14	128.9	81	29.9	15	301.3	17	154.2	41	147.1	13	16.6	21
1988	11-0-0	11	388.0	36	258.0	11	130.0	86	32.6	15	280.3	13	112.4	10	167.9	34	12.3	3
1989	11-1-0	12	401.5	29	287.7	8	113.8	98	33.8	11	295.8	14	105.6	14	190.3	43	15.3	12
1990	9-2-0	11	417.0	17	250.3	12	166.7	68	31.8	19	390.3	73	123.2	24	267.1	90	22.6	50
1991	9-3-0	12	455.6	11	269.1	6	186.5	51	35.5	10	382.3	73	204.8	84	177.5	60	21.8	53
1992	9-1-1	11	470.4	3	280.9	3	189.5	149	37.2	4	327.1	32	111.1	9	216.1	31	16.2	20
1993	10-1-0	11	429.6	22	260.7	6	168.8	73	36.6	9	317.0	20	89.6	4	227.5	51	17.6	20
1994	6-4-1	11	384.55	37	215.6	20	168.9	78	28.9	130	332.8	32	139.8	39	193.0	43	21.7	137
1995	9-2-0	11	419.9	22	233.8	6	186.1	69	33.3	13	362.2	51	190.7	78	171.5	57	19.6	33
1996	8-3	11	463.7	10	269.5	8	193.7	53	37.0	110	270.0	11	119.5	24	150.5	8	16.5	14
1997	7-6	13	360.25	63	174.9	36	185.3	75	22.8	67	365.1	60	184.8	83	180.3	24	19.8	51
1998	9-3	12	382.45	42	212.5	16	169.9	82	27.3	43	347.2	43	141.8	40	205.4	53	19.4	27
1999	5-7	12	419.7	19	181.5	26	238.2	34	29.0	35	383.7	74	142.2	50	241.5	82	27.6	78
2000	9-3	12	345.7	76	213.5	14	132.2	109	31.3	29	353.8	51	147.6	57	206.2	44	20.5	34
2001	5-6	11	289.7	110	188.8	30	101.5	114	19.4	99	304.9	14	132.2	39	172.6	10	19.5	22
2002	10-3	13	313.54	108	139.4	68	174.2	91	22.3	91	300.0	13	95.2	10	204.8	46	16.7	9
2003	5-7	12	336.3	90	157.2	56	179.0	92	20.2	93	340.1	33	127.1	29	213.0	48	26.2	65
2004	6-6	12	345.5	81	127.4	85	218.1	54	24.1	72	369.4	54	88.2	4	281.2	116	24.1	46
2005	9-3	12	477.3	10	147.1	55	330.3*	4	36.7	8	396.9	75	132.3	34	264.6	103	24.5	53
2006	10-3	13	389.77	23	125.69	72	264.08	13	31.0	16	340.23	65	136.85	61	203.38	60	23.85	67
2007	3-9	12	242.25	119	75.25	115	167.00	110	16.42	116	357.00	39	195.42	96	161.58	2	28.75	72
2008	7-6	13	355.08	65	109.69	100	245.38	34	24.69	67	329.85	39	134.15	45	195.69	43	22.15	42
2009	6-6	12	451.75	8	128.25	84	323.50	5	30.08	32	397.75	86	170.25	89	227.50	76	25.92	63
2010	8-5	13	379.69	61	126.62	92	253.08	34	26.31	67	357.23	50	142.15	50	215.08	54	20.23	23
2011	8-5	13	413.00	35	138.92	47	252.62	40	29.23	49	344.69	30	138.92	47	205.77	38	20.69	24
2012	12-1	13	412.15	54	189.38	38	222.77	71	25.77	78	305.46	7	105.69	11	199.77	25	12.77	2
2013	9-4	13	406.15	67	151.31	80	254.85	39	27.23	74	366.15	31	168.00	70	198.15	15	22.38	27
2014	8-5	13	444.9	32	159.5	68	285.5	18	32.8	38	404.2	71	171.2	72	233.0	75	29.2	82
2015	10-3	13	466.4	27	207.6	28	258.8	35	34.2	34	372.7	45	175.6	72	197.1	27	24.1	39
2016	4-8	12	417.6	62	163.3	80	254.2	48	30.9	53	378.8	42	182.4	72	196.4	21	27.8	62
2017	10-3	13	448.4	27	269.5	7	178.9	102	34.2	24	369.2	46	154.5	51	214.7	53	21.5	31

* Notre Dame record. †Last in nation

Here Come the Irish

The Fighting Irish

Coaches and Staff

2017 Season in Review

History and Records

University and Media Information

KEY TO ABBREVIATIONS

W-L-T	Game won, lost or tied
H	Home game
A	A: game, played at opponent's home stadium
N	Game played at a N: site; see footnote for city
NT	Night game
HC	Homecoming game
TH	Game played on Thanksgiving Day
R	Game played in rain
S	Game played in snow
0:00	Time remaining in games decided in the final minutes; in case of ties, time followed by team scoring last.
C	Capacity crowd
AP	Beginning with the 1936 season, the number in front of the opponent name indicates Notre Dame's ranking in the Associated Press poll coming into the game. The number following the opponent name indicates its ranking.

SCORING VALUES

Seasons	Touchdown	Field Goal	Point After	Safety
1887-1897	4 points	5 points	2 points	2 points
1898-1903	5 points	5 points	1 point	2 points
1904-1908	5 points	4 points	1 point	2 points
1909-1911	5 points	3 points	1 point	2 points
1912-1957	6 points	3 points	1 point	2 points
			1 point for kick	
1958 to date	6 points	3 points	2 points for run or pass	2 points

ALL-TIME SCORES

1887

Coach: None
Captain: Henry Luhn **Record:** 0-1-0

November 23	L	Michigan	0-8	H
-------------	---	----------	-----	---

1888

Coach: None
Captain: Edward Prudhomme **Record:** 1-2-0

April 20	L	Michigan	6-26	H
April 21	L	Michigan	4-10	H
December 6	W	Harvard Prep	20-0	H

1889

Coach: None
Captain: Edward Prudhomme **Record:** 1-0-0

November 14	W	Northwestern	9-0	A
-------------	---	--------------	-----	---

1890-91

No Team

1892

Coach: None
Captain: Pat Coady **Record:** 1-0-1

October 19	W	South Bend High School	56-0	H
November 24	T	Hillsdale	10-10	H

1893

Coach: None
Captain: Frank Keough **Record:** 4-1-0

October 25	W	Kalamazoo	34-0	H
November 11	W	Albion	8-6	H
November 23	W	De LaSalle (S)	28-0	H
November 30	W	Hillsdale (S)	22-10	H
January 1	L	Chicago	0-8	A

1894

Coach: James L. Morison
Captain: Frank Keough **Record:** 3-1-1

October 13	W	Hillsdale	14-0	H
October 20	T	Albion	6-6	H
November 15	W	Wabash	30-0	H
November 22	W	Rush Medical	18-6	H
November 29	L	Albion	12-19	H

1895

Coach: H. G. Hadden
Captain: Dan Casey **Record:** 3-1-0

October 19	W	Northwestern Law	20-0	H
November 7	W	Illinois Cycling Club	18-2	H
November 22	L	Indianapolis Artillery (S)	0-18	H
November 28	W	Chicago Physicians & Surgeons	32-0	H

1896

Coach: Frank E. Hering
Captain: Frank E. Hering **Record:** 4-3-0

October 8	L	Chicago Physicians & Surgeons	0-4	H
October 14	L	Chicago	0-18	H
October 27	W	South Bend Commercial Athletic Club	46-0	H
October 31	W	Albion	24-0	H
November 14	L	Purdue	22-28	H
November 20	W	Highland Views	82-0	H
November 26	W	Beloit (R)	8-0	H

1897

Coach: Frank E. Hering
Captain: Jack Mullen **Record:** 4-1-1

October 13	T	Rush Medical	0-0	H
October 23	W	DePauw	4-0	H
October 28	W	Chicago Dental Surgeons	62-0	H
November 6	L	Chicago	5-34	A
November 13	W	St. Viator	60-0	H
November 25	W	Michigan State (R)	34-6	H

1898

Coach: Frank E. Hering
Captain: Jack Mullen **Record:** 4-2-0

October 8	W	Illinois	5-0	A
October 15	W	Michigan State	53-0	H
October 23	L	Michigan	0-23	A
October 29	W	DePauw	32-0	H
November 5	L	Indiana	5-11	H
November 19	W	Albion	60-0	A

1899

Coach: James McWeeney
Captain: Jack Mullen **Record:** 6-3-1

September 27	W	Englewood High School	29-5	H
September 30	W	Michigan State	40-0	H
October 4	L	Chicago	6-23	A
October 14	W	Lake Forest	38-0	H
October 18	L	Michigan	0-12	A
October 23	W	Indiana	17-0	H
October 27	W	Northwestern (R)	12-0	H
November 4	W	Rush Medical	17-0	H
November 18	T	Purdue	10-10	A
November 30	L	Chicago Physicians & Surgeons	0-5	H

1900

Coach: Pat O'Dea

Captain: John Farley **Record:** 6-3-1

September 29	W	Goshen	55-0	H
October 6	W	Englewood High School	68-0	H
October 13	W	South Bend Howard Park	64-0	H
October 20	W	Cincinnati	58-0	H
October 25	L	Indiana	0-6	A
November 3	T	Beloit	6-6	H
November 10	L	Wisconsin	0-54	A
November 17	L	Michigan	0-7	A
November 24	W	Rush Medical (R)	5-0	H
November 29	W	Chicago Physicians & Surgeons	5-0	H

1901

Coach: Pat O'Dea

Captain: Al Fortin **Record:** 8-1-1

September 28	T	South Bend Athletic Club	0-0	H
October 5	W	Ohio Medical University	6-0	A
October 12	L	Northwestern (R)	0-2	A
October 19	W	Chicago Medical College	32-0	H
October 26	W	Beloit	5-0	A
November 2	W	Lake Forest	16-0	H
November 9	W	Purdue	12-6	H
November 16	W	Indiana (R)	18-5	H
November 23	W	Chicago Physicians & Surgeons	34-0	H
November 28	W	South Bend Athletic Club	22-6	H

1902

Coach: James F. Faragher

Captain: Louis (Red) Salmon **Record:** 6-2-1

September 27	W	Michigan State	33-0	H
October 11	W	Lake Forest	28-0	H
October 18	L	Michigan (at Toledo)	0-23	A
October 25	W	Indiana	11-5	A
November 1	W	Ohio Medical University	6-5	A
November 8	L	Knox	5-12	A
November 15	W	American Medical	92-0	H
November 22	W	DePauw	22-0	H
November 27	T	Purdue	6-6	A

1903

Coach: James F. Faragher

Captain: Louis (Red) Salmon **Record:** 8-0-1

October 3	W	Michigan State	12-0	H
October 10	W	Lake Forest	28-0	H
October 17	W	DePauw (R)	56-0	H
October 24	W	American Medical	52-0	H
October 29	W	Chicago Physicians & Surgeons	46-0	H
November 7	W	Missouri Osteopaths	28-0	H
November 14	T	Northwestern (at South Side Park, Chicago)	0-0	N
November 21	W	Ohio Medical University	35-0	A
November 26	W	Wabash	34-0	A

1904

Coach: Louis (Red) Salmon

Captain: Frank Shaughnessy **Record:** 5-3-0

October 1	W	Wabash	12-4	H
October 8	W	American Medical	44-0	H
October 15	L	Wisconsin (at Milwaukee)	0-58	N
October 22	W	Ohio Medical University	17-5	A
October 27	W	Toledo Athletic Association	6-0	H
November 5	L	Kansas	5-24	A
November 19	W	DePauw	10-0	H
November 24	L	Purdue	0-36	A

1905

Coach: Henry J. McGlew

Captain: Pat Beacom **Record:** 5-4-0

September 30	W	North Division High School (Chicago)	44-0	H
October 7	W	Michigan State	28-0	H
October 14	L	Wisconsin (at Milwaukee)	0-21	N
October 21	L	Wabash	0-5	H
October 28	W	*American Medical	142-0	H
November 4	W	DePauw	71-0	H
November 11	L	Indiana	5-22	A
November 18	W	Bennett Medical College (Chicago)	22-0	H
November 24	L	Purdue	0-32	A

* After a 25-minute first half, with Notre Dame leading 111-0, the second half was shortened to only eight minutes to permit the "Doctors" time to eat before catching a train to Chicago. Notre Dame scored 27 touchdowns, but missed 20 extra points.

1906

Coach: Thomas A. Barry

Captain: Bob Bracken **Record:** 6-1-0

October 6	W	Franklin	26-0	H
October 13	W	Hillsdale	17-0	H
October 20	W	Chicago Physicians & Surgeons	28-0	H
October 27	W	Michigan State	5-0	H
November 3	W	Purdue	2-0	A
November 10	L	Indiana (at Indianapolis)	0-12	N
November 24	W	Beloit (R)	29-0	H

1907

Coach: Thomas A. Barry

Captain: Dom Callicrate **Record:** 6-0-1

October 12	W	Chicago Physicians & Surgeons (R)	32-0	H
October 19	W	Franklin	23-0	H
October 26	W	Olivet	22-4	H
November 2	T	Indiana	0-0	H
November 9	W	Knox	22-4	H
November 23	W	Purdue	17-0	A
November 28	W	St. Vincent's (Chicago)	21-12	A

1908

Coach: Victor M. Place

Captain: Harry Miller **Record:** 8-1-0

October 3	W	Hillsdale	39-0	H
October 10	W	Franklin	64-0	H
October 17	L	Michigan	6-12	A
October 24	W	Chicago Physicians & Surgeons	88-0	H
October 29	W	Ohio Northern	58-4	H
November 7	W	Indiana (at Indianapolis)	11-0	N
November 13	W	Wabash	8-4	A
November 18	W	St. Viator	46-0	H
November 26	W	Marquette	6-0	A

1909

Coach: Frank C. Longman

Captain: Howard Edwards **Record:** 7-0-1

October 9	W	Olivet	58-0	H
October 16	W	Rose Poly	60-11	H
October 23	W	Michigan State	17-0	H
October 30	W	Pittsburgh	6-0	A
November 6	W	Michigan	11-3	A
November 13	W	Miami (Ohio)	46-0	H
November 20	W	Wabash	38-0	H
November 25	T	Marquette	0-0	A

*The Notre Dame Victory March" was introduced this season.

1910

Coach: Frank C. Longman

Captain: Ralph Dimmick

Rec: 4-1-1

October 8	W	Olivet	48-0	H
October 22	W	Butchel (Akron)	51-0	H
October 29	L	Michigan State	0-17	A
November 12	W	Rose Poly	41-3	A
November 19	W	*Ohio Northern	47-0	H
November 24	T	Marquette	5-5	A

*Notre Dame's 100th victory

1911

Coach: John L. Marks

Captain: Luke Kelly

Record: 6-0-2

October 7	W	Ohio Northern	32-6	H
October 14	W	St. Viator	43-0	H
October 21	W	Butler (R)	27-0	H
October 28	W	Loyola (Chicago)	80-0	H
November 4	T	Pittsburgh	0-0	A
November 11	W	St. Bonaventure	34-0	H
November 20	W	Wabash	6-3	A
November 30	T	Marquette	0-0	A

1912

Coach: John L. Marks

Captain: Charles (Gus) Dorais

Record: 7-0-0

October 5	W	St. Viator	116-7	H
October 12	W	Adrian	74-7	H
October 19	W	Morris Harvey	39-0	H
October 26	W	Wabash	41-6	H
November 2	W	Pittsburgh (S)	3-0	A
November 9	W	St. Louis	47-7	A
November 28	W	Marquette (at Comiskey Park, Chicago)	69-0	N

JESSE HARPER ERA

Five Seasons: 34-5-1 (.863)

1913

Coach: Jesse Harper

Captain: Knute Rockne

Record: 7-0-0

October 4	W	Ohio Northern	87-0	H
October 18	W	South Dakota	20-7	H
October 25	W	Alma	62-0	H
November 1	W	Army	35-13	A
November 7	W	Penn State (R)	14-7	A
November 22	W	Christian Brothers (St. Louis)	20-7	A
November 27	W	Texas	30-7	A

1914

Coach: Jesse Harper

Captain: Keith Jones

Record: 6-2-0

October 3	W	Alma	56-0	H
October 10	W	Rose Poly	102-0	H
October 17	L	Yale	0-28	A
October 24	W	South Dakota (at Sioux Falls)	33-0	N
October 31	W	Haskell	20-7	H
November 7	L	Army	7-20	A
November 14	W	Carlisle (at Comiskey Park, Chicago)	48-6	N
November 26	W	Syracuse	20-0	A

1915

Coach: Jesse Harper

Captain: Freeman Fitzgerald

Rec: 7-1-0

October 2	W	Alma	32-0	H
October 9	W	Haskell	34-0	H
October 23	L	Nebraska	19-20	A
October 30	W	South Dakota	6-0	H
November 6	W	Army	7-0	A
November 13	W	Creighton	41-0	A
November 25	W	Texas	36-7	A
November 27	W	Rice	55-2	A

1916

Coach: Jesse Harper

Captain: Stan Cofall

Record: 8-1-0

September 30	W	Case Tech	48-0	H
October 7	W	Western Reserve	48-0	A
October 14	W	Haskell	26-0	H
October 28	W	Wabash	60-0	H
November 4	L	Army	10-30	A
November 11	W	South Dakota (at Sioux Falls)	20-0	N
November 18	W	Michigan State	14-0	A
November 25	W	Alma	46-0	H
November 30	W	Nebraska	20-0	A

1917

Coach: Jesse Harper

Captain: Jim Phelan

Record: 6-1-1

October 6	W	Kalamazoo	55-0	H
October 13	T	Wisconsin	0-0	A
October 20	L	Nebraska	0-7	A
October 27	W	South Dakota (R)	40-0	H
November 3	W	Army	7-2	A
November 10	W	Morningside	13-0	A
November 17	W	Michigan State	23-0	H
November 24	W	Washington & Jefferson	3-0	A

KNUTE ROCKNE ERA

Thirteen Seasons: 105-12-5 (.881)

1918

Coach: Knute Rockne

Captain: Leonard Bahan

Record: 3-1-2

September 28	W	Case Tech	26-6	A
November 2	W	Wabash	67-7	A
November 9	T	Great Lakes	7-7	H
November 16	L	Michigan State (R)	7-13	A
November 23	W	Purdue	26-6	A
November 28	T	Nebraska (S)	0-0	A

1919

Coach: Knute Rockne

Captain: Leonard Bahan

Record: 9-0-0

October 4	W	Kalamazoo	14-0	H	5,000
October 11	W	Mount Union	60-7	H	4,000
October 18	W	Nebraska	14-9	A	10,000
October 25	W	Western Michigan	53-0	H	2,500
November 1	W	Indiana (R) (at Indianapolis)	16-3	N	5,000
November 8	W	Army	12-9	A	8,000
November 15	W	Michigan State	13-0	H	5,000
November 22	W	Purdue	33-13	A	7,000
November 27	W	Morningside (S)	14-6	A	10,000

1920

Coach: Knute Rockne

Captain: Frank Coughlin **Record:** 9-0-0

October 2	W	Kalamazoo	39-0	H	5,000
October 9	W	Western Michigan	41-0	H	3,500
October 16	W	Nebraska	16-7	A	9,000
October 23	W	Valparaiso	28-3	H	8,000
October 30	W	Army	27-17	A	10,000
November 6	W	Purdue (HC)	28-0	H	12,000
November 13	W	Indiana (at Indianapolis)	13-10	N	14,000
November 20	W	*Northwestern	33-7	A	c20,000
November 25	W	Michigan State	25-0	A	8,000

* George Gipp's last game. He contracted strep throat and died from complications of the disease on December 14 at the age of 25.

1921

Coach: Knute Rockne

Captain: Eddie Anderson **Record:** 10-1-0

September 24	W	Kalamazoo	56-0	H	8,000
October 1	W	DePauw	57-10	H	8,000
October 8	L	Iowa	7-10	A	7,500
October 15	W	Purdue	33-0	A	7,500
October 22	W	Nebraska (HC)	7-0	H	14,000
October 29	W	Indiana (at Indianapolis) (R)	28-7	N	10,000
November 5	W	Army	28-0	A	7,000
November 8	W	Rutgers (at Polo Grounds, NYC)	48-0	N	12,000
November 12	W	Haskell	42-7	H	5,000
November 19	W	Marquette	21-7	A	11,000
November 24	W	Michigan State	48-0	H	15,000

1922

Coach: Knute Rockne

Captain: Glen Carberry **Record:** 8-1-1

September 30	W	Kalamazoo	46-0	H	5,000
October 7	W	Saint Louis	26-0	H	7,000
October 14	W	Purdue	20-0	A	9,000
October 21	W	DePauw	34-7	H	5,000
October 28	W	Georgia Tech	13-3	A	20,000
November 4	W	Indiana (HC)	27-0	H	c22,000
November 11	T	Army	0-0	A	15,000
November 18	W	Butler	31-3	A	12,000
November 25	W	Carnegie Tech (S)	19-0	A	30,000
November 30	L	Nebraska	6-14	A	16,000

1923

Coach: Knute Rockne

Captain: Harvey Brown **Record:** 9-1-0

September 29	W	Kalamazoo	74-0	H	10,000
October 6	W	Lombard	14-0	H	8,000
October 13	W	Army (at Ebbets Field, Brooklyn)	13-0	N	c30,000
October 20	W	Princeton	25-2	A	30,000
October 27	W	Georgia Tech	35-7	H	20,000
November 3	W	Purdue (HC)	34-7	H	20,000
November 10	L	Nebraska	7-14	A	30,000
November 17	W	Butler	34-7	H	10,000
November 24	W	Carnegie Tech	26-0	A	30,000
November 29	W	Saint Louis (R)	13-0	A	9,000

1924 - NATIONAL CHAMPIONS

Coach: Knute Rockne

Captain: Adam Walsh **Record:** 10-0-0

October 4	W	Lombard	40-0	H	8,000
October 11	W	Wabash	34-0	H	10,000
October 18	W	Army (at Polo Grounds)	13-7	N	c55,000
October 25	W	Princeton	12-0	A	40,000
November 1	W	*Georgia Tech (HC)	34-3	H	c22,000
November 8	W	Wisconsin	38-3	A	28,425
November 15	W	Nebraska	34-6	H	c22,000
November 22	W	Northwestern (at Soldier Field)	13-6	N	45,000
November 29	W	Carnegie Tech	40-19	A	35,000

ROSE BOWL

January 1	W	Stanford (at Pasadena, Calif.)	27-10	N	c53,000
-----------	---	--------------------------------	-------	---	---------

*Notre Dame's 200th victory

1925

Coach: Knute Rockne

Captain: Clem Crowe **Record:** 7-2-1

September 26	W	Baylor (R)	41-0	H	13,000
October 3	W	Lombard	69-0	H	10,000
October 10	W	Beloit	19-3	H	10,000
October 17	L	Army (at Yankee Stadium)	0-27	N	c65,000
October 24	W	Minnesota	19-7	A	c49,000
October 31	W	Georgia Tech (R)	13-0	A	12,000
November 7	T	Penn State (R)	0-0	A	c20,000
November 14	W	Carnegie Tech (HC)	26-0	H	c27,000
November 21	W	Northwestern	13-10	H	c27,000
November 26	L	Nebraska	0-17	A	c45,000

1926

Coach: Knute Rockne

Captains: Gene Edwards, Tom Hearden **Record:** 9-1-0

October 2	W	Beloit	77-0	H	8,000
October 9	W	Minnesota	20-7	A	c48,648
October 16	W	Penn State (R)	28-0	H	18,000
October 23	W	Northwestern	6-0	A	c41,000
October 30	W	Georgia Tech (R)	12-0	H	11,000
November 6	W	Indiana	26-0	H	20,000
November 13	W	Army (at Yankee Stadium)	7-0	N	c63,029
November 20	W	Drake (HC) (S)	21-0	H	20,000
November 27	L	Carnegie Tech	0-19	A	c45,000
December 4	W	USC (2-00)	13-12	A	c74,378

1927

Coach: Knute Rockne

Captain: John Smith **Record:** 7-1-1

October 1	W	Coe (R)	28-7	H	10,000
October 8	W	Detroit	20-0	A	c28,000
October 15	W	Navy (at Baltimore)	19-6	N	45,101
October 22	W	Indiana	19-6	A	16,000
October 29	W	Georgia Tech	26-7	H	17,000
November 5	T	Minnesota (S) (1:00-M)	7-7	H	25,000
November 12	L	Army	0-18	YS	c65,678
November 19	W	Drake	32-0	A	8,412
November 26	W	USC (at Soldier Field)	7-6	N	*c120,000

* Paid attendance: 99,573

1928

Coach: Knute Rockne

Captain: Fred Miller **Record:** 5-4-0

September 29	W	Loyola (New Orleans)	12-6	H	15,000
October 6	L	Wisconsin	6-22	A	29,885
October 13	W	Navy (at Soldier Field)	7-0	N	*c120,000
October 20	L	Georgia Tech	0-13	A	c35,000
October 27	W	Drake	32-6	H	12,000
November 3	W	Penn State (R) (at Philadelphia)	9-0	N	30,000
November 10	W	Army (2:30) (at Yankee Stadium)	12-6	N	c78,188
November 17	L	Carnegie Tech (R)	7-27	H†	c27,000
December 1	L	USC	14-27	A	c72,632

* Paid attendance: 103,081

† First defeat at home since 1905

1929 - NATIONAL CHAMPIONS

Coach: Knute Rockne

Captain: John Law **Record:** 9-0-0

October 5	W	Indiana	14-0	A	16,111
October 12	W	Navy (at Baltimore)	14-7	N	c64,681
October 19	W	Wisconsin (at Soldier Field)	19-0	N	90,000
October 26	W	Carnegie Tech	7-0	A	c66,000
November 2	W	Georgia Tech	26-6	A	22,000
November 9	W	Drake (at Soldier Field)	19-7	N	50,000
November 16	W	USC (at Soldier Field)	13-12	N*	c112,912
November 23	W	Northwestern	26-6	A	c50,000
November 30	W	Army (at Yankee Stadium)	7-0	N	c79,408

No home games; Notre Dame Stadium was under construction

* Paid attendance: 99,351

1930 - NATIONAL CHAMPIONS

Coach: Knute Rockne

Captain: Tom Conley **Record:** 10-0-0

October 4	W	SMU (4:00)	20-14	H	14,751
October 11	W	Navy@	26-2	H	40,593
October 18	W	Carnegie Tech	21-6	H	30,009
October 25	W	Pittsburgh	35-19	A	c66,586
November 1	W	Indiana	27-0	H	11,113
November 8	W	Pennsylvania	60-20	A	c75,657
November 15	W	Drake	28-7	H	10,106
November 22	W	Northwestern	14-0	A	c44,648
November 29	W	Army (R-S) (3:30) (at Soldier Field)	7-6	N*	c110,000
December 6	W	USC	27-0	A	c73,967

@Dedication of Notre Dame Stadium

* Paid attendance: 103,310

HUNK ANDERSON ERA

Three seasons: 16-9-2 (.630)

1931

Coach: Heartley (Hunk) Anderson

Captain: Tommy Yarr **Record:** 6-2-1

October 3	W	Indiana	25-0	A	12,098
October 10	T	Northwestern (R) (at Soldier Field)	0-0	N	65,000
October 17	W	Drake	63-0	H	23,835
October 24	W	Pittsburgh	25-12	H	37,394
October 31	W	Carnegie Tech	19-0	A	42,271
November 7	W	Pennsylvania	49-0	H	39,173
November 14	W	Navy (at Baltimore)	20-0	N	56,861
November 21	L	USC (1:00)	14-16	H	*50,731
November 28	L	Army (at Yankee Stadium)	0-12	N	c78,559

*First capacity crowd in Notre Dame Stadium

1932

Coach: Heartley (Hunk) Anderson

Captain: Paul Host **Record:** 7-2-0

October 8	W	Haskell	73-0	H	8,369
October 15	W	Drake	62-0	H	6,663
October 22	W	Carnegie Tech	42-0	H	16,015
October 29	L	Pittsburgh	0-12	A	55,616
November 5	W	Kansas	24-6	A	18,062
November 12	W	Northwestern	21-0	H	31,853
November 19	W	Navy (at Cleveland)	12-0	N	61,122
November 26	W	Army (at Yankee Stadium)	21-0	N	c78,115
December 10	L	USC	0-13	A	c93,924

1933

Coach: Heartley (Hunk) Anderson

Captains: Hugh Devore, Tom Gorman **Record:** 3-5-1

October 7	T	Kansas	0-0	H	9,221
October 14	W	Indiana	12-2	A	15,152
October 21	L	Carnegie Tech	0-7	A	45,890
October 28	L	Pittsburgh	0-14	H	16,627
November 4	L	Navy (at Baltimore)	0-7	N	34,579
November 11	L	Purdue	0-19	H	27,476
November 18	W	Northwestern	7-0	A	31,182
November 25	L	USC	0-19	H	25,037
December 2	W	Army (at Yankee Stadium)	13-12	N	c73,594

ELMER LAYDEN ERA

Seven Seasons: 47-13-3 (.770)

1934

Coach: Elmer Layde

Captain: Dom Vairo **Record:** 6-3-0

October 6	L	Texas	6-7	H	20,353
October 13	W	Purdue	18-7	H	34,263
October 20	W	Carnegie Tech (R)	13-0	H	11,242
October 27	W	Wisconsin	19-0	H	25,354
November 3	L	Pittsburgh	0-19	A	56,556
November 10	L	Navy (R) (at Cleveland)	6-10	N	54,571
November 17	W	Northwestern	20-7	A	38,413
November 24	W	Army (4:00) (at Yankee Stadium)	12-6	N	c78,757
December 8	W	USC	14-0	A	45,568

1935

Coach: Elmer Layden

Captain: *Joe Sullivan **Record:** 7-1-1

September 28	W	Kansas	28-7	H	11,102
October 5	W	Carnegie Tech	14-3	A	27,542
October 12	W	Wisconsin	27-0	A	19,863
October 19	W	Pittsburgh (3:00)	9-6	H	39,989
October 26	W	Navy (at Baltimore)	14-0	N	c57,810
November 2	W	Ohio State (0:32)	18-13	A	c81,018
November 9	L	Northwestern (R)	7-14	H	34,430
November 16	T	Army (0:29-ND) (at Yankee Stadium)	6-6	N	c78,114
November 23	W	USC	20-13	H	38,305

*Died from complications of pneumonia, March 1935

1936

Coach: Elmer Layden

Captains: *Bill Smith, John Lautar **Record:** 6-2-1

October 3	W	Carnegie Tech	21-7	H	15,673
October 10	W	Washington (St. Louis)	14-6	H	9,879
October 17	W	Wisconsin (R)	27-0	H	16,423
October 24	L	(7) Pittsburgh (9)	0-26	A	c66,622
October 31	W	Ohio State (R)	7-2	H	50,017
November 7	L	(13) Navy (at Baltimore)	0-3	N	51,126
November 14	W	Army (at Yankee Stadium)	20-6	N	c74,423
November 21	W	(11) Northwestern (1)	26-6	H	52,131
December 5	T	(9) USC	13-13	A	71,201

* Captain-elect Smith resigned his captaincy (illness); Lautar was elected acting captain

1937

Coach: Elmer Layden

Captain: Joe Zwiers **Record:** 6-2-1

October 2	W	Drake	21-0	H	14,955
October 9	T	Illinois	0-0	A	42,253
October 16	L	Carnegie Tech	7-9	A	30,418
October 23	W	Navy (S) (2:00)	9-7	H	45,000
October 30	W	Minnesota (4)	7-6	A	c63,237
November 6	L	(12) Pittsburgh (3)	6-21	H	c54,309
November 13	W	(18) Army (R) (at Yankee Stadium)	7-0	N	c76,359
November 20	W	(12) Northwestern	7-0	A	42,573
November 27	W	(9) USC (1:45)	13-6	H	28,920

1938

Coach: Elmer Layden

Captain: Jim McGoldrick **Record:** 8-1-0

October 1	W	Kansas	52-0	H	25,615
October 8	W	Georgia Tech	14-6	A	26,533
October 15	W	Illinois	14-6	H	29,142
October 22	W	(5) Carnegie Tech (13)	7-0	H	25,934
October 29	W	(7) Army (at Yankee Stadium)	19-7	N	c76,338
November 5	W	(4) Navy (R) (at Baltimore)	15-0	N	58,271
November 12	W	(2) *Minnesota (12)	19-0	H	c55,245
November 19	W	(1) Northwestern (16)	9-7	A	c46,348
December 3	L	(1) USC (8)	0-13	A	c97,146

* Notre Dame's 300th victory

1939

Coach: Elmer Layden

Captain: Johnny Kelly **Record:** 7-2-0

September 30	W	Purdue	3-0	H	31,341
October 7	W	Georgia Tech	17-14	H	17,322
October 14	W	SMU	20-19	H	29,730
October 21	W	(2) Navy (at Cleveland)	14-7	N	c78,257
October 28	W	(2) Carnegie Tech (5)	7-6	A	c61,420
November 4	W	(4) Army (at Yankee Stadium)	14-0	N	c75,632
November 11	L	(3) Iowa	6-7	A	c42,380
November 18	W	(9) Northwestern (3:30)	7-0	H	49,204
November 25	L	(7) USC (4)	12-20	H	c54,799

1940

Coach: Elmer Layden

Captain: Milt Piepul **Record:** 7-2-0

October 5	W	Col. of Pacific	25-7	H	22,670
October 12	W	Georgia Tech	26-20	H	32,492
October 19	W	(6) Carnegie Tech	61-0	H	29,515
October 26	W	(2) Illinois	26-0	A	c68,578
November 2	W	(2) Army (R) (at Yankee Stadium)	7-0	N	c75,474
November 9	W	(7) Navy (4:00) (at Baltimore)	13-7	N	c61,579
November 16	L	(7) Iowa (5:00)	0-7	H	45,960
November 23	L	(14) Northwestern (10)	0-20	A	c46,273
December 7	W	USC	10-6	A	85,808

FRANK LEAHY ERA

Eleven seasons: 87-11-9 (.855)

1941

Coach: Frank Leahy

Captain: Paul Lillis **Record:** 8-0-1

September 27	W	Arizona	38-7	H	19,567
October 4	W	Indiana (R)	19-6	H	34,713
October 11	W	Georgia Tech	20-0	A	c28,986
October 18	W	(8) Carnegie Tech (R)	16-0	A	17,208
October 25	W	(7) Illinois	49-14	H	34,896
November 1	T	(6) Army (R) (14) (at Yankee Stadium)	0-0	N	c75,226
November 8	W	(7) Navy (6) (at Baltimore)	20-13	N	c62,074
November 15	W	(5) Northwestern (8)	7-6	A	c46,211
November 22	W	(4) USC	20-18	H	c54,967

1942

Coach: Frank Leahy

Captain: George Murphy **Record:** 7-2-2

September 26	T	Wisconsin	7-7	A	23,243
October 3	L	Georgia Tech	6-13	H	20,545
October 10	W	Stanford	27-0	H	22,374
October 17	W	Iowa Pre-Flight	28-0	H	26,800
October 24	W	(8) Illinois (5)	21-14	A	43,476
October 31	W	(4) Navy (R) (at Cleveland)	9-0	N	66,699
November 7	W	(4) Army (19) (at Yankee Stadium)	13-0	N	c74,946
November 14	L	(4) Michigan (6)	20-32	H	c54,379
November 21	W	(8) Northwestern	27-20	H	26,098
November 28	W	(8) USC (14)	13-0	A	94,519
December 5	T	(6) Great Lakes (5) (at Soldier Field)	13-13	N	19,225

1943 - NATIONAL CHAMPIONS

Coach: Frank Leahy

Captain: Pat Filley **Record:** 9-1-0

September 25	W	Pittsburgh	41-0	A	43,437
October 2	W	Georgia Tech	55-13	H	26,497
October 9	W	(1) Michigan (2)	35-12	A	c86,408
October 16	W	(1) Wisconsin	50-0	A	16,235
October 23	W	(1) Illinois (R)	47-0	H	24,676
October 30	W	(1) Navy (3) (at Cleveland)	33-6	N	c77,900
November 6	W	(1) Army (3) (at Yankee Stadium)	26-0	N	c75,121
November 13	W	(1) Northwestern (8)	25-6	A	c49,124
November 20	W	(1) Iowa Pre-Flight (2)	14-13	H	39,446
November 27	L	(1) Great Lakes (0:33)	14-19	A	c23,000

1944

Coach: Ed McKeever

Captain: Pat Filley **Record:** 8-2-0

September 30	W	Pittsburgh	58-0	A	46,069
October 7	W	Tulane	26-0	H	32,909
October 14	W	(1) Dartmouth (R) (at Fenway Park)	64-0	N	c38,167
October 21	W	(1) Wisconsin	28-13	H	36,086
October 28	W	(1) Illinois (14)	13-7	A	57,122
November 4	L	(2) Navy (6) (at Baltimore)	13-32	N	c60,938
November 11	L	(5) Army (1) (at Yankee Stadium)	0-59	N	c75,142
November 18	W	(11) Northwestern	21-0	H	39,701
November 25	W	(18) Georgia Tech (10)	21-0	A	28,662
December 2	W	(9) Great Lakes (12)	28-7	H	36,900

1945

Coach: Hugh Devore

Captain: Frank Dancewicz **Record:** 7-2-1

September 29	W	Illinois	7-0	H	41,569
October 6	W	Georgia Tech	40-7	A	30,157
October 13	W	(3) Dartmouth	34-0	H	34,645
October 20	W	(3) Pittsburgh	39-9	A	c57,542
October 27	W	(1) Iowa	56-0	H	42,841
November 3	T	(2) Navy (3) (at Cleveland)	6-6	N	c82,020
November 10	L	(2) Army (1) (at Yankee Stadium)	0-48	N	c74,621
November 17	W	(7) Northwestern	34-7	A	c46,294
November 24	W	(5) Tulane	32-6	A	51,368
December 1	L	(5) Great Lakes	7-39	A	c23,000

1946 - NATIONAL CHAMPIONS

Coach: Frank Leahy

Captains: Game by Game **Record:** 8-0-1

September 28	W	Illinois	26-6	A	c75,119
October 5	W	Pittsburgh	33-0	H	50,350
October 12	W	(3) Purdue	49-6	H	c55,452
October 26	W	(2) Iowa (17)	41-6	A	52,311
November 2	W	(2) Navy (at Baltimore)	28-0	N	c63,909
November 9	T	(2) Army (1) (at Yankee Stadium)	0-0	N	c74,121
November 16	W	(2) Northwestern (R)	27-0	H	c56,000
November 23	W	(2) Tulane	41-0	A	65,841
November 30	W	(2) USC (16)	26-6	H	c55,298

1947 - NATIONAL CHAMPIONS

Coach: Frank Leahy

Captain: George Connor **Record:** 9-0-0

October 4	W	Pittsburgh	40-6	A	c64,333
October 11	W	(1) Purdue	22-7	A	42,000
October 18	W	(2) Nebraska	31-0	H	c56,000
October 25	W	(2) Iowa	21-0	H	c56,000
November 1	W	(1) Navy (at Cleveland)	27-0	N	c84,070
November 8	W	(1) Army (9)	27-7	H	c59,171
November 15	W	(1) Northwestern (R)	26-19	A	c48,000
November 22	W	(2) Tulane	59-6	H	c57,000
December 6	W	(1) USC (3)	38-7	A	c104,953

1948

Coach: Frank Leahy

Captain: Bill Fischer **Record:** 9-0-1

September 25	W	Purdue	28-27	H	c59,343
October 2	W	Pittsburgh	40-0	A	c64,000
October 9	W	(1) Michigan State	26-7	H	c58,126
October 16	W	(2) Nebraska	44-13	A	c38,000
October 23	W	(2) Iowa	27-12	A	c53,000
October 30	W	(2) Navy (at Baltimore)	41-7	N	c63,314
November 6	W	(1) Indiana (R)	42-6	A	c34,000
November 13	W	(2) Northwestern (8)	12-7	H	c59,305
November 27	W	(2) Washington	46-0	H	50,609
December 4	T	(2) USC (0-35-ND)	14-14	A	c100,571

1949 - NATIONAL CHAMPIONS

Coach: Frank Leahy

Captains: Leon Hart, Jim Martin **Record:** 10-0-0

September 24	W	Indiana	49-6	H	53,844
October 1	W	Washington	27-7	A	c41,500
October 8	W	(2) Purdue	35-12	A	c52,000
October 15	W	(1) Tulane (4)	46-7	H	c58,196
October 29	W	(1) Navy (at Baltimore)	40-0	N	c62,000
November 5	W	(1) Michigan State (10)	34-21	A	c51,277
November 12	W	(1) North Carolina (at Yankee Stadium)	42-6	N	c67,000
November 19	W	(1) Iowa	28-7	H	c56,790
November 26	W	(1) USC (17)	32-0	H	c57,214
December 3	W	(1) SMU	27-20	A	75,457

1950

Coach: Frank Leahy

Captain: Jerry Groom **Record:** 4-4-1

September 30	W	(1) North Carolina (2:40) (20)	14-7	H	c56,430
October 7	L	(1) Purdue (R)	14-28	H	c56,746
October 14	W	(10) Tulane	13-9	A	73,159
October 21	L	(11) Indiana	7-20	A	c34,000
October 28	L	Michigan State (15)	33-36	H	c57,866
November 4	W	Navy (R-S) (at Cleveland)	19-10	N	71,074
November 11	W	Pittsburgh	18-7	H	c56,966
November 18	T	Iowa	14-14	A	c52,863
December 2	L	USC	7-9	A	70,177

1951

Coach: Frank Leahy

Captain: Jim Mutscheller **Record:** 7-2-1

September 29	W	(14) Indiana	48-6	H	55,790
October 5	W	(5) Detroit (NT) (at Briggs Stadium, Detroit)	40-6	N	52,331
October 13	L	(5) SMU	20-27	H	c58,240
October 20	W	Pittsburgh	33-0	A	c60,127
October 27	W	(15) Purdue	30-9	H	c57,890
November 3	W	(13) Navy (at Baltimore)	19-0	N	44,237
November 10	L	(11) Michigan State (5)	0-35	A	c51,296
November 17	W	*North Carolina	12-7	A	c44,500
November 24	T	Iowa (0:55-ND)	20-20	H	40,685
December 1	W	USC (R) (20)	19-12	A	55,783

*Notre Dame's 400th victory

1952

Coach: Frank Leahy

Captain: Jack Alessandrini **Record:** 7-2-1

September 27	T	(10) Pennsylvania (12)	7-7	A	c74,518
October 4	W	(19) Texas (5)	14-3	A	c67,666
October 11	L	(8) Pittsburgh	19-22	H	45,507
October 18	W	Purdue (9)	26-14	A	49,000
October 25	W	(16) North Carolina	34-14	H	54,338
November 1	W	(13) Navy (at Cleveland)	17-6	N	61,927
November 8	W	(10) Oklahoma (4)	27-21	H	c57,446
November 15	L	(6) Michigan State (1)	3-21	A	c52,472
November 22	W	(9) Iowa	27-0	A	46,600
November 29	W	(7) USC (2)	9-0	H	c58,394

1953

Coach: Frank Leahy

Captain: Don Penza **Record:** 9-0-1

September 26	W	(1) Oklahoma (6)	28-21	A	c\$9,500
October 3	W	(1) Purdue	37-7	A	49,135
October 17	W	(1) Pittsburgh (15)	23-14	H	c\$7,998
October 24	W	(1) Georgia Tech (4)	27-14	H	c\$8,254
October 31	W	(1) Navy (20)	38-7	H	c\$8,154
November 7	W	(1) Pennsylvania	28-20	A	c74,711
November 14	W	(1) North Carolina	34-14	A	c43,000
November 21	T	(1) Iowa (0:06-ND) (20)	14-14	H	c\$6,478
November 28	W	(2) USC (20)	48-14	A	97,952
December 5	W	(2) SMU	40-14	H	\$5,522

TERRY BRENNAN ERA

Five seasons: 32-18-0 (.640)

1954

Coach: Terry Brennan

Captains: Paul Matz, Dan Shannon **Record:** 9-1-0

September 25	W	(2) Texas (4)	21-0	H	c\$7,594
October 2	L	(1) Purdue (19)	14-27	H	c\$8,250
October 9	W	(8) Pittsburgh	33-0	A	c60,114
October 16	W	(8) Michigan State (R)	20-19	H	c\$7,238
October 30	W	(6) Navy (15) (at Baltimore)	6-0	N	c60,000
November 6	W	(5) Pennsylvania	42-7	A	61,189
November 13	W	(5) North Carolina	42-13	H	\$5,410
November 20	W	(4) Iowa (19)	34-18	A	c\$6,576
November 27	W	(4) USC (R)(5:57) (17)	23-17	H	c\$6,438
December 4	W	(4) SMU	26-14	A	c75,501

1955

Coach: Terry Brennan

Captain: Ray Lemek **Record:** 8-2-0

September 24	W	(11) SMU	17-0	H	c\$6,454
October 1	W	(4) Indiana	19-0	H	c\$6,494
October 7	W	(5) Miami (Fla.)(NT) (15)	14-0	A	c75,685
October 15	L	(4) Michigan State (13)	7-21	A	c\$2,007
October 22	W	(11) Purdue	22-7	A	c\$5,000
October 29	W	(9) Navy (R) (4)	21-7	H	c\$9,475
November 5	W	(6) Pennsylvania	46-14	A	45,226
November 12	W	(5) North Carolina	27-7	A	38,000
November 19	W	(4) Iowa (2:15)	17-14	H	c\$9,955
November 26	L	(5) USC	20-42	A	94,892

1956

Coach: Terry Brennan

Captain: Jim Morse **Record:** 2-8-0

September 22	L	(3) SMU (NT)(1:50)	13-19	A	61,000
October 6	W	(17) Indiana	20-6	H	c\$8,372
October 13	L	(18) Purdue	14-28	H	c\$8,778
October 20	L	Michigan State (2)	14-47	H	c\$9,378
October 27	L	Oklahoma (2)	0-40	H	c60,128
November 3	L	Navy (R) (at Baltimore)	7-33	N	57,773
November 10	L	Pittsburgh (20)	13-26	A	c\$8,697
November 17	W	North Carolina (1:16)	21-14	H	c\$6,793
November 24	L	Iowa (3)	8-48	A	c\$6,632
December 1	L	USC (17)	20-28	A	64,538

1957

Coach: Terry Brennan

Captains: Dick Prendergast, Ed Sullivan **Record:** 7-3-0

September 28	W	Purdue	12-0	A	c\$2,108
October 5	W	(16) Indiana	26-0	H	54,026
October 12	W	(12) Army (10) (at Philadelphia)	23-21	N	95,000
October 26	W	(7) Pittsburgh	13-7	H	c\$8,775
November 2	L	(5) Navy (R) (16)	6-20	H	c\$8,922
November 9	L	(15) Michigan State (4)	6-34	A	c75,391
November 16	W	Oklahoma (3:50) (2)	7-0	A	c63,170
November 23	L	(9) Iowa (8)	13-21	H	c\$8,734
November 30	W	(12) USC (5)	40-12	H	54,793
December 7	W	(10) SMU	54-21	A	51,000

1958

Coach: Terry Brennan

Captains: Al Ecuyer, Chuck Puntillo **Record:** 6-4-0

September 27	W	(5) Indiana	18-0	H	49,347
October 4	W	(7) SMU (17)	14-6	A	61,500
October 11	L	(4) Army (3)	2-14	H	c60,564
October 18	W	(12) Duke	9-7	H	c\$9,068
October 25	L	(11) Purdue (R) (15)	22-29	H	c\$9,563
November 1	W	Navy (15) (at Baltimore)	40-20	N	c\$7,773
November 8	L	(14) Pittsburgh (0:11)	26-29	A	55,330
November 15	W	North Carolina (11)	34-24	H	c\$6,839
November 22	L	(15) Iowa (6)	21-31	A	c\$8,230
November 29	W	(18) USC	20-13	A	66,903

JOE KUCHARICH ERA

Four seasons: 17-23 (.425)

1959

Coach: Joe Kuharich

Captain: Ken Adamson **Record:** 5-5-0

September 26	W	North Carolina (R)	28-8	H	56,746
October 3	L	(8) Purdue	7-28	A	c\$0,362
October 10	W	California	28-6	A	68,500
October 17	L	Michigan State	0-19	A	73,480
October 24	L	Northwestern (R) (2)	24-30	H	c\$9,078
October 31	W	Navy (0:32)	25-22	H	c\$8,652
November 7	L	Georgia Tech (4:27) (19)	10-14	H	c\$8,575
November 14	L	Pittsburgh (R)	13-28	A	52,337
November 21	W	Iowa (3:25) (16)	20-19	A	c\$8,500
November 28	W	USC (7)	16-6	H	48,684

1960

Coach: Joe Kuharich

Captain: Myron Pottios **Record:** 2-8-0

September 24	W	California	21-7	H	49,286
October 1	L	(12) Purdue	19-51	H	c\$9,235
October 8	L	North Carolina (R)	7-12	A	41,000
October 15	L	Michigan State (14)	0-21	H	c\$9,133
October 22	L	Northwestern	6-7	A	c\$5,682
October 29	L	Navy (R) (4) (at Philadelphia)	7-14	N	63,000
November 5	L	Pittsburgh (14)	13-20	H	55,696
November 12	L	Miami (Fla.)(NT)	21-28	A	58,062
November 19	L	Iowa	0-28	H	45,000
November 26	W	USC (R)	17-0	A	54,146

1961

Coach: Joe Kuharich
Captains: Norb Roy, Nick Buoniconti **Record:** 5-5-0

September 30	W	Oklahoma	19-6	H	55,198
October 7	W	Purdue	22-20	A	c51,295
October 14	W	(8) USC	30-0	H	50,427
October 21	L	(6) Michigan State (1)	7-17	A	c76,132
October 28	L	(8) Northwestern	10-12	H	c59,075
November 4	L	Navy	10-13	H	c59,075
November 11	W	Pittsburgh	26-20	A	50,527
November 18	W	Syracuse (0:00) (10)	17-15	H	49,246
November 25	L	Iowa	21-42	A	c58,000
December 2	L	Duke	13-37	A	35,000

1962

Coach: Joe Kuharich
Captain: Mike Lind **Record:** 5-5-0

September 29	W	Oklahoma	13-7	A	c60,500
October 6	L	Purdue	6-24	H	*c61,296
October 13	L	Wisconsin	8-17	A	c61,098
October 20	L	Michigan State (R)	7-31	H	c60,116
October 27	L	Northwestern (3)	6-35	A	c55,752
November 3	W	Navy (R) (at Philadelphia)	20-12	N	35,000
November 10	W	Pittsburgh	43-22	H	52,215
November 17	W	North Carolina	21-7	H	35,553
November 24	W	Iowa	35-12	H	42,653
December 1	L	USC (1)	0-25	A	81,676

*Notre Dame Stadium record

1963

Coach: Hugh Devore
Captain: Bob Lehmann **Record:** 2-7-0

September 28	L	Wisconsin (1:07) (6)	9-14	H	56,806
October 5	L	Purdue	6-7	A	c51,723
October 12	W	USC (6:28) (7)	17-14	H	c59,135
October 19	W	UCLA	27-12	H	42,948
October 26	L	Stanford	14-24	A	55,000
November 2	L	Navy (4)	14-35	H	c59,362
November 9	L	Pittsburgh (8)	7-27	H	41,306
November 16	L	Michigan State (4)	7-12	A	70,128
November 23		Iowa*		A	
November 28	L	Syracuse (3:28) (at Yankee Stadium)	7-14	N	56,972

*Game cancelled because of the death of President John F. Kennedy

ARA PARSEGHIAN ERA

Eleven seasons: 95-17-4 (.836)

1964

Coach: Ara Parseghian **Captain:** Jim Carroll **Record:** 9-1-0

September 26	W	Wisconsin (R)	31-7	A	c64,398
October 3	W	(9) Purdue	34-15	H	c59,611
October 10	W	(6) Air Force	34-7	A	c44,384
October 17	W	(4) UCLA	24-0	H	58,335
October 24	W	(2) Stanford	28-6	H	56,721
October 31	W	(2) Navy (at Philadelphia)	40-0	N	66,752
November 7	W	(1) Pittsburgh	17-15	A	56,628
November 14	W	(1) Michigan State	34-7	H	c59,265
November 21	W	(1) Iowa	28-0	H	c59,135
November 28	L	(1) USC (1:33)	17-20	A	83,840

1965

Coach: Ara Parseghian
Captain: Phil Sheridan **Record:** 7-2-1

September 18	W	(3) California	48-6	A	53,000
September 25	L	(1) Purdue (6)	21-25	A	c61,291
October 2	W	(8) Northwestern	38-7	H	c59,273
October 9	W	(7) Army (NT) (at Shea Stadium)	17-0	N	c61,000
October 23	W	(7) USC (R) (4)	28-7	H	c59,235
October 30	W	(4) Navy	29-3	H	c59,206
November 6	W	(4) Pittsburgh	69-13	A	c57,169
November 13	W	(4) North Carolina	17-0	H	c59,216
November 20	L	(4) Michigan State (1)	3-12	H	c59,291
November 27	T	(6) Miami (Fla.) (NT)	0-0	A	68,077

1966 - NATIONAL CHAMPIONS

Coach: Ara Parseghian
Captain: Jim Lynch **Record:** 9-0-1

September 24	W	(6) Purdue (8)	26-14	H	c59,075
October 1	W	(4) Northwestern	35-7	A	c55,356
October 8	W	(3) Army	35-0	H	c59,075
October 15	W	(2) North Carolina	32-0	H	c59,075
October 22	W	(1) Oklahoma (10)	38-0	A	c63,439
October 29	W	(1) Navy (at Philadelphia)	31-7	N	70,101
November 5	W	(1) Pittsburgh	40-0	H	c59,075
November 12	W	(1) Duke	64-0	H	c59,075
November 19	T	(1) Michigan State (2)	10-10	A	c80,011
November 26	W	(1) USC (10)	51-0	A	88,520

1967

Coach: Ara Parseghian
Captain: Bob (Rocky) Bleier **Record:** 8-2-0

September 23	W	(1) California	41-8	H	c59,075
September 30	L	(1) Purdue (10)	21-28	A	c62,316
October 7	W	(6) Iowa	56-6	H	c59,075
October 14	L	(5) USC (1)	7-24	H	c59,075
October 21	W	Illinois	47-7	A	c71,227
October 28	W	Michigan State	24-12	H	c59,075
November 4	W	(10) Navy	43-14	H	c59,075
November 11	W	(9) Pittsburgh	38-0	A	54,075
November 18	W	(9) *Georgia Tech	36-3	A	c60,024
November 24	W	(6) Miami (Fla.) (NT)	24-22	A	c77,265

* Notre Dame's 500th victory

1968

Coach: Ara Parseghian
Captains: George Kunz, Bob Olson **Record:** 7-2-1

September 21	W	(3) Oklahoma (5)	45-21	H	c59,075
September 28	L	(2) Purdue (1)	22-37	H	c59,075
October 5	W	(5) Iowa	51-28	A	58,043
October 12	W	(5) Northwestern	27-7	H	c59,075
October 19	W	(6) Illinois	58-8	H	c59,075
October 26	L	(5) Michigan State	17-21	A	c77,339
November 2	W	(12) Navy (at Philadelphia)	45-14	N	63,738
November 9	W	(12) Pittsburgh	56-7	H	c59,075
November 16	W	(9) Georgia Tech	34-6	H	c59,075
November 30	T	(9) USC (2)	21-21	A	82,659

1969

Coach: Ara Parseghian

Captains: Bob Olson, Mike Oriard **Record:** 8-2-1

September 20	W	(11) Northwestern	35-10	H	c59,075
September 27	L	(9) Purdue (16)	14-28	A	c68,179
October 4	W	Michigan State (14)	42-28	H	c59,075
October 11	W	(15) Army (at Yankee Stadium)	45-0	N	c63,786
October 18	T	(11) USC (3)	14-14	H	c59,075
October 25	W	(12) Tulane (NT)	37-0	A	40,250
November 1	W	(10) Navy	47-0	H	c59,075
November 8	W	(8) Pittsburgh (R)	49-7	A	44,084
November 15	W	(9) Georgia Tech (NT)	38-20	A	41,104
November 22	W	(8) Air Force	13-6	H	c59,075

COTTON BOWL

January 1	L	(9) Texas (1:08) (1) (at Dallas)	17-21	N	c73,000
-----------	---	----------------------------------	-------	---	---------

1970

Coach: Ara Parseghian

Captains: Larry DiNardo, Tim Kelly **Record:** 10-1-0

September 19	W	(6) Northwestern	35-14	A	50,049
September 26	W	(6) Purdue	48-0	H	c59,075
October 3	W	(4) Michigan State	29-0	A	c76,103
October 10	W	(3) Army	51-10	H	c59,075
October 17	W	(3) Missouri (18)	24-7	A	c64,200
October 31	W	(3) Navy (at Philadelphia)	56-7	N	45,226
November 7	W	(2) Pittsburgh	46-14	H	c59,075
November 14	W	(1) Georgia Tech (6:28)	10-7	H	c59,075
November 21	W	(2) LSU (2:54) (7)	3-0	H	c59,075
November 28	L	(4) USC (R)	28-38	A	64,694

COTTON BOWL

January 1	W	(6) Texas (1) (at Dallas)	24-11	N	c73,000
-----------	---	---------------------------	-------	---	---------

1971

Coach: Ara Parseghian

Captains: Walt Patulski, Thom Gatewood **Record:** 8-2-0

September 18	W	(2) Northwestern	50-7	H	c59,075
September 25	W	(2) Purdue (2:58)(R)	8-7	A	c69,765
October 2	W	(4) Michigan State	14-2	H	c59,075
October 9	W	(7) Miami (Fla.)(NT)	17-0	A	c66,039
October 16	W	(7) North Carolina	16-0	H	c59,075
October 23	L	(6) USC	14-28	H	c59,075
October 30	W	(12) Navy	21-0	H	c59,075
November 6	W	(8) Pittsburgh	56-7	A	55,528
November 13	W	(8) Tulane	21-7	H	c59,075
November 20	L	(7) LSU (NT) (14)	8-28	A	c66,936

1972

Coach: Ara Parseghian

Captains: John Dampeer, Greg Marx **Record:** 8-3-0

September 23	W	(13) Northwestern	37-0	A	c55,155
September 30	W	(10) Purdue	35-14	H	c59,075
October 7	W	(7) Michigan State	16-0	A	c77,828
October 14	W	(7) Pittsburgh	42-16	H	c59,075
October 21	L	(8) Missouri (R)	26-30	H	c59,075
October 28	W	(13) TCU	21-0	H	c59,075
November 4	W	(12) Navy (at Philadelphia)	42-23	N	43,089
November 11	W	(12) Air Force	21-7	A	c48,671
November 18	W	(10) Miami (Fla.)	20-17	H	c59,075
December 2	L	(10) USC (1)	23-45	A	75,243

ORANGE BOWL

January 1	L	(12) Nebraska (NT) (9) (at Miami)	6-40	N	c80,010
-----------	---	-----------------------------------	------	---	---------

1973 - NATIONAL CHAMPIONS

Coach: Ara Parseghian

Captains: Dave Casper, Frank Pomarico, Mike Townsend

Record: 11-0-0

September 22	W	(8) Northwestern	44-0	H	c59,075
September 29	W	(7) Purdue	20-7	A	c69,391
October 6	W	(8) Michigan State	14-10	H	c59,075
October 13	W	(9) Rice (NT)	28-0	A	50,321
October 20	W	(8) Army	62-3	A	c42,503
October 27	W	(8) USC (R) (6)	23-14	H	c59,075
November 3	W	(5) Navy	44-7	H	c59,075
November 10	W	(5) Pittsburgh (S) (20)	31-10	A	c56,593
November 22	W	(5) Air Force	48-15	H	57,236
December 1	W	(5) Miami (Fla.)(NT)	44-0	A	42,968

SUGAR BOWL

December 31	W	(3) Alabama (4:26)(NT) (1) (at New Orleans)	24-23	N	c85,161
-------------	---	---------------------------------------------	-------	---	---------

1974

Coach: Ara Parseghian

Captains: Tom Clements, Greg Collins **Record:** 10-2-0

September 9	W	(2) Georgia Tech (NT)	31-7	A	45,228
September 21	W	(1) Northwestern	49-3	A	c55,000
September 28	L	(2) Purdue (R)	20-31	H	c59,075
October 5	W	(7) Michigan State	19-14	A	c77,431
October 12	W	(6) Rice (3:08)	10-3	H	c59,075
October 19	W	(7) Army (S)	48-0	H	c59,075
October 26	W	(7) Miami (Fla.)	38-7	H	c59,075
November 2	W	(7) Navy (at Philadelphia)	14-6	N	48,634
November 16	W	(5) Pittsburgh (R)(2:49) (17)	14-10	H	c59,075
November 23	W	(5) Air Force (R)	38-0	H	c59,075
November 30	L	(5) USC (6)	24-55	A	83,522

ORANGE BOWL

January 1	W	(9) Alabama (NT) (U) (2) (at Miami)	13-11	N	71,801
-----------	---	-------------------------------------	-------	---	--------

DAN DEVINE ERA

Six seasons: 53-16-1 (.764)

1975

Coach: Dan Devine

Captains: Ed Bauer, Jim Stock **Record:** 8-3-0

September 15	W	(9) Boston College (NT) (at Foxboro)	17-3	N	c61,501
September 20	W	(9) Purdue	17-0	A	c69,795
September 27	W	(7) Northwestern	31-7	H	c59,075
October 4	L	(8) Michigan State (3:50)	3-10	H	c59,075
October 11	W	(15) North Carolina (1:03)	21-14	A	c49,500
October 18	W	(15) Air Force (3:23)	31-30	A	43,204
October 25	L	(14) USC (3)	17-24	H	c59,075
November 1	W	(15) Navy (R)	31-10	H	c59,075
November 8	W	(12) Georgia Tech	24-3	H	c59,075
November 15	L	(9) Pittsburgh	20-34	A	c56,480
November 22	W	Miami (Fla.)(NT)	32-9	A	24,944

1976

Coach: Dan Devine
Captains: Mark McLane, Willie Fry **Record:** 9-3-0

September 11	L	(11) Pittsburgh (9)	10-31	H	c59,075
September 18	W	Purdue	23-0	H	c59,075
September 25	W	Northwestern	48-0	A	44,396
October 2	W	(18) Michigan State	24-6	A	c77,081
October 16	W	(14) Oregon	41-0	H	c59,075
October 23	W	(12) South Carolina (19)	13-6	A	c56,721
October 30	W	(11) Navy (at Cleveland)	27-21	N	61,172
November 6	L	(11) Georgia Tech	14-23	A	50,079
November 13	W	(18) Alabama (10)	21-18	H	c59,075
November 20	W	(13) Miami (Fla.)	40-27	H	c59,075
November 27	L	(13) USC (3)	13-17	A	76,561

GATOR BOWL

December 27	W	(15) Penn State (NT) (20) (at Jacksonville)	20-9	N	67,827
-------------	---	------------------------------------------------	------	---	--------

1977 - NATIONAL CHAMPIONS

Coach: Dan Devine
Captains: Ross Browner, Terry Eurick, Willie Fry, Steve Orsini
Record: 11-1-0

September 10	W	(3) Pittsburgh (7)	19-9	A	c56,500
September 17	L	(3) Mississippi (3:28) (at Jackson)	13-20	N	c48,200
September 24	W	(11) Purdue (1:39)	31-24	A	c68,966
October 1	W	(14) Michigan State	16-6	H	c59,075
October 15	W	(11) Army (at Giants Stadium)	24-0	N	c72,594
October 22	W	(11) USC (5)	49-19	H	c59,075
October 29	W	(5) Navy	43-10	H	c59,075
November 5	W	(5) Georgia Tech	69-14	H	c59,075
November 12	W	(5) Clemson (15)	21-17	A	c54,189
November 19	W	(6) Air Force	49-0	H	c59,075
December 3	W	(5) Miami (Fla.) (NT)	48-10	A	35,789

COTTON BOWL

January 2	W	(5) Texas (1) (at Dallas)	38-10	N	c76,701
-----------	---	---------------------------	-------	---	---------

1978

Coach: Dan Devine
Captains: Bob Golic, Jerome Heavens, Joe Montana
Record: 9-3-0

September 9	L	(5) Missouri (12:50)	0-3	H	c59,075
September 23	L	(14) Michigan (5)	14-28	H	c59,075
September 30	W	Purdue	10-6	H	c59,075
October 7	W	Michigan State	29-25	A	c77,087
October 14	W	Pittsburgh (9)	26-17	H	c59,075
October 21	W	(20) Air Force	38-15	A	35,425
October 28	W	(19) Miami (Fla.)	20-0	H	c59,075
November 4	W	(15) Navy (11) (at Cleveland)	27-7	N	63,780
November 11	W	(14) Tennessee	31-14	H	c59,075
November 18	W	(10) Georgia Tech (20)	38-21	A	54,526
November 25	L	(8) USC (0:02) (3)	25-27	A	84,256

COTTON BOWL

January 1	W	*(10) Houston (0:00) (9) (at Dallas)	35-34	N	32,500
-----------	---	--------------------------------------	-------	---	--------

* Notre Dame's 600th victory

1979

Coach: Dan Devine
Captains: Vagas Ferguson, Tim Foley, Dave Waymer
Record: 7-4-0

September 15	W	(9) Michigan (6)	12-10	A	c105,111
September 22	L	(5) Purdue (17)	22-28	A	c70,567
September 29	W	(15) Michigan State (7)	27-3	H	c59,075
October 6	W	(10) Georgia Tech (R)	21-13	H	c59,075
October 13	W	(10) Air Force	38-13	A	34,881
October 20	L	(9) USC (4)	23-42	H	c59,075
October 27	W	(14) South Carolina (-42)	18-17	H	c59,075
November 3	W	(13) Navy	14-0	H	c59,075
November 10	L	(13) Tennessee	18-40	A	c86,489
November 17	L	Clemson (14)	10-16	H	c59,075
November 24	W	Miami (Fla.) (R)	40-15	N*	62,574

* National Olympic Stadium, Tokyo, Japan

1980

Coach: Dan Devine
Captains: Bob Crable, Tom Gibbons, John Scully
Record: 9-2-1

September 6	W	(11) Purdue (9)	31-10	H	c59,075
September 20	W	(8) Michigan (0:00) (14)	29-27	H	c59,075
October 4	W	(7) Michigan State	26-21	A	c76,821
October 11	W	(7) Miami (13)	32-14	H	c59,075
October 18	W	(5) Army	30-3	H	c59,075
October 25	W	(4) Arizona (NT)	20-3	A	c56,211
November 1	W	(3) Navy (at Giants Stadium)	33-0	N	c76,891
November 8	T	(1) Georgia Tech (4:44 - ND)	3-3	A	41,266
November 15	W	(6) Alabama (5)	7-0	A*	c78,873
November 22	W	(2) Air Force	24-10	H	c59,075
December 6	L	(2) USC (17)	3-20	A	82,663

SUGAR BOWL

January 1	L	(7) Georgia (1) (at New Orleans)	10-17	N	c77,895
-----------	---	----------------------------------	-------	---	---------

* Legion Field, Birmingham, Ala.

GERRY FAUST ERA

Five seasons: 30-26-1 (.535)

1981

Coach: Gerry Faust
Captains: Bob Crable, Phil Carter **Record:** 5-6-0

September 12	W	(4) LSU	27-9	H	c59,075
September 19	L	(1) Michigan (11)	7-25	A	c105,888
September 26	L	(13) Purdue (0:19)	14-15	A	c70,007
October 3	W	Michigan State	20-7	H	c59,075
October 10	L	Florida State (7:41) (20)	13-19	H	c59,075
October 24	L	USC (4:52) (5)	7-14	H	c59,075
October 31	W	Navy	38-0	H	c59,075
November 7	W	Georgia Tech	35-3	H	c59,075
November 14	W	Air Force	35-7	A	36,700
November 21	L	Penn State (3:48) (13)	21-24	A	c84,175
November 27	L	Miami (9)	15-37	A	50,681

1982**Coach:** Gerry Faust**Captains:** Phil Carter, Dave Duerson, Mark Zavagnin**Record:** 6-4-1

September 18	W	(*) (20) Michigan (NT) (10)	23-17	H	c59,075
September 25	W	(10) Purdue	28-14	H	c59,075
October 2	W	(11) Michigan St.	11-3	A	c77,119
October 9	W	(10) Miami (0:11) (17)	16-14	H	c59,075
October 16	L	(9) Arizona (0:00)	13-16	H	c59,075
October 23	T	(15) Oregon (0:11-ND)	13-13	A	40,381
October 30	W	Navy (at Giants Stadium)	27-10	N	72,201
November 6	W	Pittsburgh (1)	31-16	A	c60,162
November 13	L	(13) Penn State (5)	14-24	H	c59,075
November 20	L	(18) Air Force	17-30	A	46,712
November 27	L	USC (0:48) (17)	13-17	A	76,459

* First night game at Notre Dame Stadium

1983**Coach:** Gerry Faust**Captains:** Blair Kiel and Stacey Toran **Record:** 7-5-0

September 10	W	(5) Purdue	52-6	A	c69,782
September 17	L	(4) Michigan St. (8:59)	23-28	H	c59,075
September 24	L	(13) Miami (NT)	0-20	A	52,480
October 1	W	Colorado	27-3	A	c52,692
October 8	W	South Carolina (NT) (7)	30-6	A	c74,500
October 15	W	Army (at Giants Stadium)	42-0	N	75,131
October 22	W	USC	27-6	H	c59,075
October 29	W	(19) Navy	28-12	H	c59,075
November 5	L	(18) Pittsburgh (13:54)	16-21	H	c59,075
November 12	L	Penn State (0:19)	30-34	A	c85,899
November 19	L	Air Force (1:35)	22-23	H	c59,075

LIBERTY BOWL

December 29	W	Boston Col. (NT) (13) (at Memphis)	19-18	N	47,071
-------------	---	------------------------------------	-------	---	--------

1984**Coach:** Gerry Faust**Captains:** Mike Golic, Joe Johnson, Larry Williams**Record:** 7-5-0

September 8	L	(8) Purdue (at Hoosier Dome, Indianapolis)	21-23	N	c60,672
September 15	W	Michigan St. (8:16)	24-20	A	c76,919
September 22	W	Colorado	55-14	H	c59,075
September 29	W	(19) Missouri	16-14	A	c70,915
October 6	L	(17) Miami (NT) (R) (14)	13-31	H	c59,075
October 13	L	Air Force (R)	7-21	H	c59,075
October 20	L	South Carolina (R) (11)	32-36	H	c59,075
October 27	W	LSU (6)	30-22	A	c78,033
November 3	W	Navy (0:14) (at Giants Stadium)	18-17	N	61,795
November 17	W	Penn State	44-7	H	c59,075
November 24	W	USC (R) (14)	19-7	A	66,342

ALOHA BOWL

December 29	L	(17) SMU (10) (at Honolulu)	20-27	N	41,777
-------------	---	-----------------------------	-------	---	--------

1985**Coach:** Gerry Faust**Captains:** Tony Furjanic, Mike Larkin, Allen Pinkett, Tim Scannell**Record:** 5-6-0

September 14	L	(13) Michigan	12-20	A	c105,523
September 21	W	Michigan St. (NT)	27-10	H	c59,075
September 28	L	Purdue	17-35	A	c69,338
October 5	L	Air Force (5:16) (17)	15-21	A	c52,123
October 19	W	Army (19)	24-10	H	c59,075
October 26	W	USC	37-3	H	c59,075
November 2	W	Navy	41-17	H	c59,075
November 9	W	Mississippi (R)	37-14	H	c59,075
November 16	L	Penn State (R) (1)	6-36	A	c84,000
November 23	L	LSU (3:26) (17)	7-10	H	c59,075
November 30	L	Miami (4)	7-58	A	49,236

LOU HOLTZ ERA

Eleven seasons: 100-30-2 (.765)

1986**Coach:** Lou Holtz**Captain:** Mike Kovaleski **Record:** 5-6-0

September 13	L	Michigan (3)	23-24	H	c59,075
September 20	L	(20) Michigan State	15-20	A	c79,895
September 27	W	Purdue	41-9	H	c59,075
October 4	L	Alabama (2)	10-28	A*	c75,808
October 11	L	Pittsburgh (1:25)	9-10	H	c59,075
October 18	W	Air Force	31-3	H	c59,075
November 1	W	Navy (NT) (at Memorial Stadium, Balt.)	33-14	N	c61,335
November 8	W	SMU	61-29	H	c59,075
November 15	L	Penn State (3)	19-24	H	c59,075
November 22	L	LSU (NT) (8)	19-21	A	c78,197
November 29	W	USC (0:00) (17)	38-37	A	70,614

* Legion Field, Birmingham, Ala.

1987**Coach:** Lou Holtz**Captains:** Chuck Lanza, Byron Spruell **Record:** 8-4-0

September 12	W	(16) Michigan (9)	26-7	A	c106,098
September 19	W	(9) Michigan St. (NT) (17)	31-8	H	c59,075
September 26	W	(8) Purdue	44-20	A	c68,528
October 10	L	(4) Pittsburgh (NT) (R)	22-30	A	c56,400
October 17	W	(11) Air Force	35-14	A	c51,112
October 24	W	(10) USC	26-15	H	c59,075
October 31	W	(9) Navy	56-13	H	c59,075
November 7	W	(9) Boston College (5:25)	32-25	H	c59,075
November 14	W	(7) Alabama (10)	37-6	H	c59,075
November 21	L	(7) Penn State	20-21	A	c84,000
November 28	L	(10) Miami (2)	0-24	A	c76,640

COTTON BOWL

January 1	L	(12) Texas A&M (13) (at Dallas)	10-35	N	c73,006
-----------	---	---------------------------------	-------	---	---------

1988 - NATIONAL CHAMPIONS**Coach:** Lou Holtz**Captains:** Ned Bolcar, Mark Green, Andy Heck **Record:** 12-0-0

September 10	W	(13) Michigan (1:13) (NT) (9)	19-17	H	c59,075
September 17	W	(8) Michigan State	20-3	A	c77,472
September 24	W	(8) Purdue	52-7	H	c59,075
October 1	W	(5) Stanford (NT)	42-14	H	c59,075
October 8	W	(5) Pittsburgh	30-20	A	c56,500
October 15	W	(4) Miami (1)	31-30	H	c59,075
October 22	W	(2) Air Force	41-13	H	c59,075
October 29	W	(2) Navy (at Memorial Stadium, Balt.)	22-7	N	54,929
November 5	W	(1) Rice	54-11	H	c59,075
November 19	W	(1) Penn State	21-3	H	c59,075
November 26	W	(1) USC (2)	27-10	A	c93,829

FIESTA BOWL

January 2	W	(1) West Virginia (3) (at Tempe)	34-21	N	c74,911
-----------	---	----------------------------------	-------	---	---------

1989

Coach: Lou Holtz

Captains: Ned Bolcar, Anthony Johnson, Tony Rice

Record: 12-1-0

August 31	W	(2) Virginia (NT) (at Giants Stadium)	36-13	N	c77,323
September 16	W	(1) Michigan (2)	24-19	A	c105,912
September 23	W	(1) Michigan State	21-13	H	c59,075
September 30	W	(1) Purdue	40-7	A	c67,861
October 7	W	(1) Stanford	27-17	A	c86,019
October 14	W	(1) Air Force (NT) (17)	41-27	A	c53,533
October 21	W	(1) USC (5:18) (9)	28-24	H	c59,075
October 28	W	(1) Pittsburgh (7)	45-7	H	c59,075
November 4	W	(1) Navy	41-0	H	c59,075
November 11	W	(1) SMU	59-6	H	c59,075
November 18	W	(1) Penn State (17)	34-23	A	c86,025
November 25	L	(1) Miami (7) (NT)	10-27	A	c81,634

ORANGE BOWL

January 1	W	(4) Colorado (1) (NT) (at Miami)	21-6	N	c81,191
-----------	---	----------------------------------	------	---	---------

1990

Coach: Lou Holtz

Captains: Mike Heldt, Todd Lyght, Ricky Watters, Chris Zorich

Record: 9-3-0

September 15	W	(1) Michigan (NT) (1:40) (4)	28-24	H	c59,075
September 22	W	(1) Michigan St. (0:34) (24)	20-19	A	c80,401
September 29	W	(1) Purdue	37-11	H	c59,075
October 6	L	(1) Stanford (0:36)	31-36	H	c59,075
October 13	W	(8) Air Force	57-27	H	c59,075
October 20	W	(6) Miami (2)	29-20	H	c59,075
October 27	W	(3) Pittsburgh (NT)	31-22	A	c56,500
November 3	W	(2) Navy (at Giants Stadium)	52-31	N	70,382
November 10	W	(1) Tennessee (9)	34-29	A	c97,123
November 17	L	(1) Penn State (0:04) (18)	21-24	H	c59,075
November 24	W	(7) USC (NT) (18)	10-6	A	c91,639

ORANGE BOWL

January 1	L	(5) Colorado (NT) (1) (at Miami)	9-10	N	c77,062
-----------	---	----------------------------------	------	---	---------

1991

Coach: Lou Holtz

Captain: Rodney Culver **Record:** 10-3-0

September 7	W	(7) Indiana	49-27	H	c59,075
September 14	L	(7) Michigan (3)	14-24	A	c106,138
September 21	W	(11) Michigan State	49-10	H	c59,075
September 28	W	(8) Purdue	45-20	A	c67,861
October 5	W	(8) Stanford (NT)	42-26	A	70,798
October 12	W	(7) Pittsburgh (12)	42-7	H	c59,075
October 19	W	(5) Air Force (NT)	28-15	A	c52,024
October 26	W	(5) USC	24-20	H	c59,075
November 2	W	(5) @ Navy	38-0	H	c59,075
November 9	L	(5) *Tennessee (4:03) (13)	34-35	H	c59,075
November 16	L	(12) Penn State (8)	13-35	A	c96,672
November 30	W	(17) Hawaii (NT)	48-42	A	c50,000

SUGAR BOWL

January 1	W	(18) Florida (NT) (3) (at New Orleans)	39-28	N	c76,447
-----------	---	----------------------------------------	-------	---	---------

* 300th game played in Notre Dame Stadium

@ Notre Dame's 700th victory

1992

Coach: Lou Holtz

Captains: Demetrius DuBose, Rick Mirer

Record: 10-1-1

September 5	W	(3) Northwestern (at Soldier Field)	42-7	N	64,877
September 12	T	(3) Michigan (5:28-ND) (6)	17-17	H	c59,075
September 19	W	(7) Michigan State	52-31	A	c76,188
September 26	W	(6) Purdue (R)	48-0	H	c59,075
October 3	L	(7) Stanford (19)	16-33	H	c59,075
October 10	W	(14) Pittsburgh (NT)	52-21	A	52,155
October 24	W	(10) Brigham Young	42-16	H	c59,075
October 31	W	(10) Navy (at Giants Stadium)	38-7	N	58,769
November 7	W	(8) Boston College (9)	54-7	H	c59,075
November 14	W	(8) Penn State (5) (0:20) (22)	17-16	H	c59,075
November 28	W	(5) USC (NT) (19)	31-23	A	90,063

COTTON BOWL

January 1	W	(5) Texas A & M (4) (at Dallas)	28-3	N	c71,615
-----------	---	---------------------------------	------	---	---------

1993

Coach: Lou Holtz

Captains: Jeff Burris, Tim Ruddy, Aaron Taylor, Bryant Young

Record: 11-1-0

September 4	W	(7) Northwestern	27-12	H	c59,075
September 11	W	(11) Michigan (3)	27-23	A	# c106,851
September 18	W	(4) Michigan State	36-14	H	c59,075
September 25	W	(4) Purdue (R)	17-0	A	67,861
October 2	W	(4) Stanford	48-20	A	80,300
October 9	W	(4) Pittsburgh	44-0	H	c59,075
October 16	W	(3) BYU (NT)	45-20	A	c66,247
October 23	W	(2) USC	31-13	H	c59,075
October 30	W	(2) Navy (R) at Veterans Stadium, Phila.)	58-27	N	61,813
November 13	W	(2) Florida State (1)	31-24	H	c59,075
November 20	L	(1) Boston College (0:00) (16)	39-41	H	c59,075

COTTON BOWL

January 1	W	(4) Texas A&M (2:22) (at Dallas) (7)	24-21	N	69,855
-----------	---	--------------------------------------	-------	---	--------

largest regular-season attendance in NCAA history at time of game

1994

Coach: Lou Holtz

Captains: Lee Becton, Justin Goheen, Brian Hamilton, Ryan Leahy

Record: 6-5-1

September 3	W	(3) Northwestern (NT) (at Soldier Field, Chicago)	42-15	N	c66,946
September 10	L	(3) Michigan (6) (0:2)	24-26	H	c59,075
September 17	W	(8) Michigan State	21-20	A	c74,183
September 24	W	(9) Purdue (R)	39-21	H	c59,075
October 1	W	(8) Stanford	34-15	H	c59,075
October 8	L	(8) Boston College	11-30	A	c44,500
October 15	L	(17) BYU	14-21	H	c59,075
October 29	W	Navy	58-21	H	c59,075
November 12	L	Florida State (8) (at Orlando) (2:53)	16-23	N	c72,868
November 19	W	Air Force	42-30	H	c59,075
November 26	T	USC (NT) (17) (4:53 USC)	17-17	A	c90,217

FIESTA BOWL

January 2	L	Colorado (4) (at Tempe)	24-41	N	c73,698
-----------	---	-------------------------	-------	---	---------

1995**Coach:** Lou Holtz**Captains:** Paul Grasmanis, Ryan Leahy, Derrick Mayes, Shawn Wooden, Dusty Zeigler**Record:** 9-3-0

September 2	L	(9) Northwestern	15-17	H	c59,075
September 9	W	(25) Purdue	35-28	A	c70,559
September 16	W	(24) Vanderbilt	41-0	H	c59,075
September 23	W	(21) Texas (13)	55-27	H	c59,075
September 30	L	(15) Ohio State (7)	26-45	A	c95,537
October 7	W	(23) Washington (1:24, 0:28) (15)	29-21	A	c74,023
October 14	W	(17) Army (at Giants Stadium)	28-27	N	c74,218
October 21	W	(17) USC (5)	38-10	H	c59,075
October 28	W	(12) Boston College	20-10	H	c59,075
November 4	W	(8) Navy	35-17	H	c59,075
November 18	W	(8) Air Force (NT)	44-14	A	c54,182

ORANGE BOWL

January 1	L	(6) Florida State (8) (NT) (at Miami)	26-31	N	72,198
-----------	---	---------------------------------------	-------	---	--------

1996**Coach:** Lou Holtz**Captains:** Lyron Cobbins, Marc Edwards, Ron Powlus**Record:** 8-3

September 5	W	*(6) Vanderbilt (NT)	14-7	A	c41,523
September 14	W	(9) Purdue	35-0	H	c59,075
September 21	W	(9) Texas (0:00) (6)	27-24	A	c83,312
September 28	L	(5) Ohio State (4)	16-29	H	c59,075
October 12	W	(11) Washington (16)	54-20	H	c59,075
October 19	L	(8) Air Force	17-20 (ot)	H	c59,075
November 2	W	(19) Navy (at Croke Park, Dublin, Ireland)	54-27	N	38,651
November 9	W	(17) Boston College	48-21	A	c44,500
November 16	W	(14) Pittsburgh	60-6	H	c59,075
November 23	W	(10) Rutgers	62-0	H	c59,075
November 30	L	(10) USC (NT)	20-27 (ot)	A	c90,296

* Notre Dame's 1,000th game

BOB DAVIE ERA

Five seasons: 35-25 (.583)

1997**Coach:** Bob Davie**Captains:** Melvin Dansby, Ron Powlus, Allen Rossum**Record:** 7-6

September 6	W	(11) *Georgia Tech (2:37)	17-13	H	c80,225
September 13	L	(12) Purdue	17-28	A	c68,789
September 20	L	Michigan State (17)	7-23	H	c80,225
September 27	L	Michigan (6)	14-21	A	c106,508
October 4	L	Stanford (19)	15-33	A	75,651
October 11	W	Pittsburgh	45-21	A	47,306
October 18	L	USC (1:05)	17-20	H	c80,225
October 25	W	Boston College	52-20	H	c80,225
November 1	W	Navy (R) (5:48)	21-17	H	c80,225
November 15	W	LSU (11)	24-6	A	c80,556
November 22	W	West Virginia (22) (4:56)	21-14	H	c80,225
November 29	W	Hawaii (0:05) (NT)	23-22	A	41,509

INDEPENDENCE BOWL

December 28	L	LSU (15) (NT) (at Shreveport)	9-27	N	c50,459
-------------	---	-------------------------------	------	---	---------

* Rededication of Notre Dame Stadium

1998**Coach:** Bob Davie**Captains:** Bobbie Howard, Kory Minor, Mike Rosenthal**Record:** 9-3

September 5	W	(22) Michigan (5)	36-20	H	c80,012
September 12	L	(10) Michigan State (NT)	23-45	A	c74,267
September 26	W	(23) Purdue (0:57)	31-30	H	c80,225
October 3	W	(23) Stanford	35-17	H	c80,012
October 10	W	(22) Arizona State	28-9	A	c73,501
October 24	W	(18) Army (1:06)	20-17	H	c80,012
October 31	W	(16) Baylor	27-3	H	c80,012
November 7	W	(13) Boston College (5:54)	31-26	A	c44,500
November 14	W	(12) Navy (at Jack Kent Cooke Stadium, Rajion, Md.)	30-0	N	c78,844
November 21	W	(10) LSU (1:27)	39-36	H	c80,012
November 28	L	(9) USC (NT)	0-10	A	90,069

GATOR BOWL

January 1	L	(17) Georgia Tech (12) (at Jacksonville)	28-35	N	70,790
-----------	---	---------------------------------------------	-------	---	--------

1999**Coach:** Bob Davie**Captain:** Jarious Jackson**Record:** 5-7

August 28	W	(18) * Kansas	48-13	H	c80,012
September 4	L	(16) Michigan (7) (1:38)	22-26	A	#c111,523
September 11	L	(16) Purdue (20)	23-28	A	c69,843
September 18	L	(24) Michigan State	13-23	H	c80,012
October 2	W	Oklahoma (23)	34-30	H	c80,012
October 9	W	Arizona State	48-17	H	c80,012
October 16	W	USC (2:40) (R)	25-24	H	c80,012
October 30	W	Navy (0:36)	28-24	H	c80,012
November 6	L	(24) Tennessee (4) (NT)	14-38	A	c107,619
November 13	L	Pittsburgh	27-37	A	c60,190
November 20	L	Boston College (25)	29-31	H	c80,012
November 27	L	Stanford (NT) (0:00)	37-40	A	57,980

* State of Indiana Eddie Robinson Classic

largest regular-season attendance in NCAA history at time of game

2000**Coach:** Bob Davie**Captains:** Anthony Denman, Jabari Holloway, Grant Irons, Dan O'Leary**Record:** 9-3

September 2	W	Texas A&M (23)	24-10	H	c80,232
September 9	L	(23) Nebraska (1)	24-27 (ot)	H	c80,232
September 16	W	(21) Purdue (13) (0:00)	23-21	H	c80,232
September 23	L	(16) Michigan State (23) (1:48)	21-27	A	c74,714
October 7	W	(25) Stanford	20-14	H	c80,232
October 14	W	(20) Navy (at Citrus Bowl, Orlando)	45-14	N	47,291
October 21	W	(20) West Virginia	42-28	A	c64,424
October 28	W	(19) Air Force	34-31 (ot)	H	c80,232
November 11	W	(11) Boston College	28-16	H	c80,653
November 18	W	(11) Rutgers	45-17	A	c40,011
November 25	W	(11) USC	38-21	A	81,342

Fiesta Bowl

January 1	L	(10) Oregon State (5) (NT) (at Tempe)	9-41	N	c75,428
-----------	---	------------------------------------------	------	---	---------

2007**Coach:** Charlie Weis**Captains:** Maurice Crum, Jr., John Carlson, John Sullivan, Tom Zbikowski, Travis Thomas**Record:** 3-9

September 1	L	Georgia Tech	3-33	H	c80,795
September 8	L	Penn State (NT) (14)	10-31	A	c110,078
September 15	L	Michigan	0-38	A	c111,178
September 22	L	Michigan State	14-31	H	c80,795
September 29	L	Purdue	19-33	A	c62,250
October 6	W	UCLA (NT)	20-6	A	78,543
October 13	L	Boston College (4)	14-27	H	c80,795
October 20	L	USC (13)	0-38	H	c80,795
November 3	L	Navy	44-46 (3ot)	H	c80,795
November 10	L	Air Force	24-41	H	c80,795
November 17	W	Duke	28-7	H	c80,795
November 24	W	Stanford	21-14	A	48,953

2008**Coach:** Charlie Weis**Captains:** Maurice Crum, Jr., David Bruton, David Grimes**Record:** 7-6

September 6	W	San Diego State	21-13	H	c80,795
September 13	W	Michigan (R)	35-17	H	c80,795
September 20	L	Michigan State	7-23	A	c76,366
September 27	W	Purdue	38-21	H	c80,795
October 4	W	Stanford	28-21	H	c80,795
October 11	L	North Carolina (22)	24-29	A	c60,500
October 25	W	Washington (NT)	33-7	A	70,437
November 1	L	Pittsburgh	33-36 (4ot)	H	c80,795
November 8	L	Boston College (NT)	0-17	A	c44,500
November 15	W	vs. Navy (at Ravens Stadium)	27-21	N	c70,932
November 22	L	Syracuse	23-24	H	c80,795
November 29	L	USC (5) (NT)	3-38	A	90,689

HAWAII BOWL

December 24	W	Hawai'i (at Honolulu)	49-21	A	45,718
-------------	---	-----------------------	-------	---	--------

2009**Coach:** Charlie Weis**Captains:** Jimmy Clausen, Eric Olsen, Kyle McCarthy, Scott Smith**Record:** 6-6

September 5	W	(23) Nevada	35-0	H	c80,795
September 12	L	(18) Michigan (0:11)	34-38	A	c110,278
September 19	W	Michigan State (5:18)	33-30	H	c80,795
September 26	W	Purdue (NT) (0:25)	24-21	A	59,082
October 3	W	Washington (R)	37-30 (ot)	H	c80,795
October 17	L	(25) USC (6)	27-34	H	c80,795
October 24	W	Boston College	20-16	H	c80,795
October 31	W	(25) Washington State (NT) (at San Antonio)	40-14	N	53,407
November 7	L	(19) Navy	21-23	H	c80,795
November 14	L	Pittsburgh (8) (NT)	22-27	A	c63,745
November 21	L	Connecticut	30-33 (2 ot)	H	c80,795
November 28	L	Stanford (NT) (0:59)	38-45	A	c50,519

BRIAN KELLY ERA

Eight seasons: *48-33 (.593)

* Kelly's actual record 69-34 (.670). Excludes 20 regular-season wins and two postseason appearances later vacated under discretionary NCAA penalty; actual records were 12-1 in 2012 and 9-4 in 2013. See Rev. John L. Jenkins, C.S.C. statement (<https://president.nd.edu/writings-addresses/2018-writings/a-letter-from-the-president-on-the-ncaa-infractions-case/>).

2010**Coach:** Brian Kelly **Captains:** Game-by-Game **Record:** 8-5

September 4	W	Purdue	23-12	H	c80,795
September 11	L	Michigan (0:27)	24-28	H	c80,795
September 18	L	Michigan State (NT) (R)	31-34 (ot)	A	c78,411
September 25	L	Stanford (16)	14-37	H	c80,795
October 2	W	Boston College (NT)	31-13	A	c44,500
October 9	W	Pittsburgh	23-17	H	c80,795
October 16	W	Western Michigan	44-20	H	c80,795
October 23	L	Navy (at New Meadowlands)	17-35	N	75,614
October 30	L	Tulsa	27-28	H	c80,795
November 13	W	Utah (15) (R)	28-3	H	c80,795
November 20	W	Army (NT) (at Yankee Stadium)	27-3	N	c54,251
November 27	W	USC (NT) (R) (2:23)	20-16	A	85,417

SUN BOWL

December 31	W	Miami, Fla. (at El Paso)	33-17	N	c54,021
-------------	---	--------------------------	-------	---	---------

2011**Coach:** Brian Kelly **Captain:** Harrison Smith **Record:** 8-5

September 3	L	(16) USF (R)	20-23	H	c80,795
September 10	L	Michigan (NT) (0:02)	31-35	A	c114,804
September 17	W	Michigan State (15)	31-13	H	c80,795
September 24	W	Pittsburgh	15-12	A	65,050
October 1	W	Purdue (NT)	38-10	A	61,555
October 8	W	Air Force	59-33	H	c80,795
October 22	L	USC	17-31	H	c80,795
October 29	W	Navy	56-14	H	c80,795
November 5	W	Wake Forest (NT)	24-17	A	c36,307
November 12	W	Maryland (FedEx Field) (NT)	45-21	N	70,251
November 19	W	(24) Boston College (R)	16-14	H	c80,795
November 26	L	(22) Stanford (4) (NT)	14-28	A	c50,360

CHAMPS SPORTS BOWL

December 29	L	Florida State (25) (at Orlando) (NT)	14-18	N	c68,305
-------------	---	--------------------------------------	-------	---	---------

2012**Coach:** Brian Kelly**Captains:** Tyler Eifert, Zack Martin, Kapron Lewis-Moore, Manti Te'o**Record:** *12-1

September 1	W	Navy (Aviva Stadium, Dublin, Ireland)	50-10	N	c48,820
September 8	W	(22) Purdue (0:07)	20-17	H	c80,795
September 15	W	(20) Michigan State (10) (NT)	20-3	A	c79,219
September 22	W	(11) Michigan (18) (NT)	13-6	H	c80,795
October 6	W	(9) Miami, Fla. (Soldier Field) (NT)	41-3	N	c62,871
October 13	W	(7) Stanford (17) (R) (0:20)	20-13 (ot)	H	c80,795
October 20	W	(5) BYU	17-14	H	c80,795
October 27	W	(5) Oklahoma (8) (NT)	30-13	A	c86,031
November 3	W	(4) Pittsburgh (R) (2:11)	29-26 (3ot)	H	c80,795
November 10	W	(4) Boston College (NT)	21-6	A	c44,500
November 17	W	(3) Wake Forest	38-0	H	c80,795
November 24	W	(1) USC (NT)	22-13	A	c93,607

BCS NATIONAL CHAMPIONSHIP GAME

January 7	L	(1) Alabama (2) (at Miami) (NT)	14-42	N	c80,120
-----------	---	---------------------------------	-------	---	---------

2013

Coach: Brian Kelly

Captains: Bennett Jackson, TJ Jones, Zack Martin

Record: *9-4

August 31	W	(14) Temple	28-6	H	c80,795
September 7	L	(14) Michigan (17) (NT)	30-41	A	c115,109
September 14	W	(21) Purdue (NT)	31-24	A	c61,127
September 21	W	(22) Michigan State	17-13	H	c80,795
September 28	L	(22) Oklahoma (14)	21-35	H	c80,795
October 5	W	Arizona St. (22) (NT) (3:03) (Arlington, Texas)	37-34	N	66,960
October 19	W	USC (NT)	14-10	H	c80,795
October 26	W	Air Force	45-10	A	44,672
November 2	W	Navy (3:47)	38-34	H	c80,795
November 9	L	(24) Pittsburgh (NT)	21-28	A	c65,500
November 23	W	BYU (5)	23-13	H	c80,795
November 30	L	(25) Stanford (8) (NT)	20-27	A	c50,537

PINSTRIPE BOWL

December 28	W	(25) Rutgers (at Yankee Stadium)	29-16	N	c47,122
-------------	---	----------------------------------	-------	---	---------

* Excludes 20 regular-season wins and two postseason appearances later vacated under discretionary NCAA penalty; actual records were 12-1 in 2012 and 9-4 in 2013. See Rev. John I. Jenkins, C.S.C. statement (<https://president.nd.edu/writings-addresses/2018-writings-a-letter-from-the-president-on-the-ncaa-infractions-case/>).

2014

Coach: Brian Kelly

Captains: Austin Collinsworth, Sheldon Day, Nick Martin,

Cam McDaniel

Record: 8-5

August 30	W	(17) Rice	48-17	H	c80,795
September 6	W	(16) Michigan (NT)	31-0	H	c80,795
September 13	W	(11) Purdue (NT) (at Lucas Oil Stadium)	30-14	N	56,832
September 27	W	(8) Syracuse (NT) (at MetLife Stadium)	31-15	N	c76,802
October 4	W	(9) Stanford (14) (1:01) (R)	17-14	H	c80,795
October 11	W	(6) North Carolina	50-43	H	c80,795
October 18	L	(5) Florida State (2) (NT)	27-31	A	c82,431
November 1	W	(6) Navy (NT) (at FedEx Field)	49-39	N	36,807
November 8	L	(8) Arizona State (11)	31-55	A	c65,870
November 15	L	(15) Northwestern	40-43 (ot) H	c80,795	
November 22	L	(RV) Louisville	28-31	H	c80,795
November 29	L	USC	14-49	A	79,586

MUSIC CITY BOWL

December 30	W	LSU (22) (0:00) (at Nashville)	31-28	N	60,419
-------------	---	--------------------------------	-------	---	--------

2015

Coach: Brian Kelly

Captains: Sheldon Day, Nick Martin, Joe Schmidt, Jaylon Smith

Record: 10-3

September 5	W	(17) Texas (NT)	38-3	H	c80,795
September 12	W	(16) Virginia (0:12)	34-27	A	c58,200
September 19	W	(11) Georgia Tech (14)	30-22	H	c80,795
September 26	W	(8) Massachusetts	62-27	H	c80,795
October 3	L	(9) Clemson (11) (R)	22-24	A	c82,415
October 10	W	(6) Navy	41-24	H	c80,795
October 17	W	(5) USC (NT)	41-31	H	c80,795
October 31	W	(6) Temple (21) (2:09) (NT)	24-20	A	c69,280
November 7	W	(8) Pittsburgh	42-30	A	c68,400
November 14	W	(15) Wake Forest	28-7	H	c80,795
November 21	L	(RV) Boston Coll. (NT) (at Fenway Park)	16-13	N	c38,686
November 28	L	Stanford (13) (0:00) (NT)	36-38	A	c51,424

FIESTA BOWL

January 1	L	Ohio State (7) (at Glendale)	28-44	N	c71,123
-----------	---	------------------------------	-------	---	---------

2016

Coach: Brian Kelly

Captains: Torii Hunter Jr., Mike McGlinchey, James Onwualu, Isaac Rochell

Record: 4-8

September 4	L	(10) Texas (3:29) (NT)	47-50 (2 ot)	A	c102,315
September 10	W	(18) Nevada (R)	39-10	H	c80,795
September 17	L	(18) Michigan State (12) (NT)	28-36	H	c80,795
September 24	L	Duke (1:24)	35-38	H	c80,795
October 1	W	Syracuse (at MetLife Stadium)	50-33	N	62,794
October 8	L	North Carolina State (R)	3-10	A	c58,200
October 15	L	Stanford (NT)	10-17	H	c80,795
October 29	W	Miami, Fla. (0:30) (NT)	30-27	H	c80,795
November 5	L	Navy (at EverBank Field)	27-28	N	50,867
November 12	W	Army (at Alamodome)	44-6	N	45,762
November 19	L	Virginia Tech	31-34	H	c80,795
November 26	L	USC (12) (R)	27-45	A	72,402

2017

Coach: Brian Kelly

Captains: Greer Martini, Mike McGlinchey, Nyles Morgan, Quenton Nelson, Drue Tranquill, Austin Webster

Record: 10-3

September 2	W	(RV) Temple	49-16	H	c77,622
September 9	L	(24) Georgia (15) (NT) (3:34)	19-20	H	c77,622
September 16	W	(RV) Boston College (12) (NT)	49-20	A	c44,500
September 23	W	(RV) Michigan State (RV) (NT)	38-18	A	c74,023
September 30	W	(22) Miami, Ohio	52-17	H	c77,622
October 7	W	(21) North Carolina (R)	33-10	A	57,000
October 21	W	(13) USC (11) (NT)	49-14	H	c77,622
October 28	W	(9) NC State (14) (NT)	35-14	H	c77,622
November 4	W	(3) Wake Forest (R)	48-37	H	c77,622
November 11	L	(3) Miami, Fla. (7) (NT)	8-41	A	c65,303
November 18	W	(8) Navy (R)	24-17	H	c77,622
November 25	W	(8) Stanford (21) (NT)	20-38	A	47,352
January 1	W	(14) LSU (17) (R) (1:28)	21-17	N	57,726

YEAR-BY-YEAR RECORD

Year	Coach	Captain	W	L	T	AP	Cch.
1887	None	RH Henry Luhn	0	1	0	-	-
1888	None	RB Edward Prudhomme	1	2	0	-	-
1889	None	RH Edward Prudhomme	1	0	0	-	-
1892	None	QB Pat Coady	1	0	1	-	-
1893	None	RH Frank Keough	4	1	0	-	-
1894	J. L. Morison	RH Frank Keough	3	1	1	-	-
1895	H. G. Hadden	RG Dan Casey	3	1	0	-	-
1896	Frank E. Hering	QB Frank Herin	4	3	0	-	-
1897	Frank E. Hering	RE Jack Mullen	4	1	1	-	-
1898	Frank E. Hering	RE Jack Mullen	4	2	0	-	-
1899	James McWeeney	RE Jack Mullen	6	3	1	-	-
1900	Patrick O'Dea	FB John Farley	6	3	1	-	-
1901	Patrick O'Dea	RT Al Fortin	8	1	1	-	-
1902	James Faragher	FB Louis (Red) Salmon	6	2	1	-	-
1903	James Faragher	FB Louis (Red) Salmon	8	0	1	-	-
1904	Louis Salmon	RE Frank Shaughnessy	5	3	0	-	-
1905	Henry J. McGlew	LG Pat Beacom	5	4	0	-	-
1906	Thomas Barry	QB Bob Bracken	6	1	0	-	-
1907	Thomas Barry	RH Dom Callicrate	6	0	1	-	-
1908	Victor M. Place	LH Harry (Red) Miller	8	1	0	-	-
1909	Frank C. Longman	LT Howard (Cap) Edwards	7	0	1	-	-
1910	Frank C. Longman	RT Ralph Dimmick	4	1	1	-	-
1911	John L. Marks	RT Luke Kelly	6	0	2	-	-
1912	John L. Marks	QB Charles (Gus) Dorais	7	0	0	-	-
1913	Jesse Harper	LE Knute Rockne	7	0	0	-	-
1914	Jesse Harper	LT Keith (Deak) Jones	6	2	0	-	-
1915	Jesse Harper	RG Freeman (Fitz) Fitzgerald	7	1	0	-	-
1916	Jesse Harper	LH Stan Coffan	8	1	0	-	-
1917	Jesse Harper	QB Jim Phelan	6	1	1	-	-
1918	Knute Rockne	RH Leonard (Pete) Bahan	3	1	2	-	-
1919	Knute Rockne	QB Leonard (Pete) Bahan	9	0	0	-	-
1920	Knute Rockne	LT Frank Coughlin	9	0	0	-	-
1921	Knute Rockne	RE Eddie Anderson	10	1	0	-	-
1922	Knute Rockne	LE Glenn (Judge) Carberry	8	1	1	-	-
1923	Knute Rockne	LG Harvey Brown	9	1	0	-	-
1924	Knute Rockne	C Adam Walsh	10	0	0	-	-
1925	Knute Rockne	LE Clem Crowe	7	2	1	-	-
1926	Knute Rockne	QB Gene (Red) Edwards, RH Tom Hearden	9	1	0	-	-
1927	Knute Rockne	LG John (Clipper) Smith	7	1	1	-	-
1928	Knute Rockne	LT Fred Miller	5	4	0	-	-
1929	Knute Rockne	RG John Law	9	0	0	-	-
1930	Knute Rockne	RE Tom Conley	10	0	0	-	-
1931	Hunk Anderson	C Tommy Yarr	6	2	1	-	-
1932	Hunk Anderson	RE Paul Host	7	2	0	-	-
1933	Hunk Anderson	C Tom (Kitty) Gorman, RE Hugh Devore	3	5	1	-	-
1934	Elmer Layden	DE Dom Vairo	6	3	0	-	-
1935	Elmer Layden	LT Joe Sullivan	7	1	1	-	-
1936	Elmer Layden	RG Bill Smith, LG John Lautar	6	2	1	8	-
1937	Elmer Layden	RE Joe Zwiers	6	2	1	9	-
1938	Elmer Layden	LG Jim McGoldrick	8	1	0	5	-
1939	Elmer Layden	RE Johnny Kely	7	2	0	13	-
1940	Elmer Layden	FB Milt Piepuls	7	2	0	-	-
1941	Frank Leahy	RT Paul Lillis	8	0	1	3	-
1942	Frank Leahy	RE George Murphy	7	2	2	6	-
1943	Frank Leahy	LG Pat Filley	9	1	0	1	-
1944	Ed McKeever	LG Pat Filley	8	2	0	9	-
1945	Hugh Devore	QB Frank Danciewicz	7	2	1	9	-
1946	Frank Leahy	Game captains	8	0	1	1	-
1947	Frank Leahy	LT George Connor	9	0	0	1	-
1948	Frank Leahy	LG Bill Fischer	9	0	1	2	-
1949	Frank Leahy	RE Leon Hart, LT Jim Martin	10	0	0	1	-
1950	Frank Leahy	C/MLB Jerry Groom	4	4	1	-	-

1951	Frank Leahy	RE Jim Mutscheller	7	2	1	-	13
1952	Frank Leahy	RG/MLB Jack Alessandrini	7	2	1	3	3
1953	Frank Leahy	RE Don Penza	9	0	1	2	2
1954	Terry Brennan	LE Dan Shannon, RE Paul Matz	9	1	0	4	4
1955	Terry Brennan	RT Ray Lemek	8	2	0	9	10
1956	Terry Brennan	RH Jim Morse	2	8	0	-	-
1957	Terry Brennan	LE Dick Prendergast, C Ed Sullivan	7	3	0	10	9
1958	Terry Brennan	RG Al Ecuery, RT Chuck Puntillo	6	4	0	17	14
1959	Joe Kuharich	RG Ken Adamson	5	5	0	17	-
1960	Joe Kuharich	LG Myron Pottios	2	8	0	-	-
1961	Joe Kuharich	LG Nick Buoniconti, RG Norb Roy	5	5	0	-	-
1962	Joe Kuharich	FB Mike Lind	5	5	0	-	-
1963	Hugh Devore	LG Bob Lehmann	2	7	0	-	-
1964	Ara Parseghian	ILB Jim Carroll	9	1	0	3	3
1965	Ara Parseghian	RE Phil Sheridan	7	2	1	9	8
1966	Ara Parseghian	ILB Jim Lynch	9	0	1	1	1
1967	Ara Parseghian	LH Bob (Rocky) Bleier	8	2	0	5	4
1968	Ara Parseghian	RT George Kunz, LILB Bob Olson	7	2	1	5	8
1969	Ara Parseghian	C Mike Oriard, RILB Bob Olson	8	2	1	5	9
1970	Ara Parseghian	LG Larry DiNardo, LOLB Tim Kelly	10	1	0	2	5
1971	Ara Parseghian	SE Tom Gatewood, LE Walt Patulski	8	2	0	13	15
1972	Ara Parseghian	RT John Damper, RT Greg Marx	8	3	0	14	12
1973	Ara Parseghian	LG Frank Pomarico, TE Dave Casper, FS Mike Townsend	11	0	0	1	4
1974	Ara Parseghian	WB Tom Clements, OLB Gregg Collins	10	2	0	6	4
1975	Dan Devine	LT Ed Bauer, OLB Jim Stock	8	3	0	0	17
1976	Dan Devine	RH Mark McLane, RE Willie Fry	9	3	0	12	12
1977	Dan Devine	LE Ross Browner, RB Steve Orsini, RE Willie Fry, LH Terry Eurick	11	1	0	1	1
1978	Dan Devine	QB Joe Montana, FB Jerome Heavens, MLB Bob Golic	9	3	0	7	6
1979	Dan Devine	RT Tim Foley, HB Vagas Ferguson, LCB Dave Waymer	7	4	0	-	-
1980	Dan Devine	C John Scully, MLB Bob Crabbe, FS Tom Gibbons	9	2	1	-	10
1981	Gerry Faust	TB Phil Carter, MLB Bob Crabbe	5	6	0	-	-
1982	Gerry Faust	TB Phil Carter, MLB Mark Zavagnin, FS Dave Duerson	6	4	1	-	-
1983	Gerry Faust	QB Blair Kiel, SCB Stacey Toran	7	5	0	-	-
1984	Gerry Faust	SG Larry Williams, OLB Mike Golic, SS Joe Johnson	7	5	0	-	-
1985	Gerry Faust	OG Tim Scannell, TB Allen Pinkett, OLB Mike Larkin, MLB Tony Furjanic	5	6	0	-	-
1986	Lou Holtz	ILB Mike Kovaleski	5	6	0	-	-
1987	Lou Holtz	C Chuck Lanza, RT Byron Spruell	8	4	0	17	-
1988	Lou Holtz	OT Andy Heck, TB Mark Green, ELB Ned Bolcar	12	0	0	1	1
1989	Lou Holtz	QB Tony Rice, FB Anthony Johnson, MLB Ned Bolcar	12	1	0	2	3
1990	Lou Holtz	C Mike Heldt, TB Ricky Watters, NT Chris Zorich, FCB Todd Lyght	9	3	0	6	6
1991	Lou Holtz	TB Rodney Culver	10	3	0	13	12
1992	Lou Holtz	QB Rick Mires, LB Demetrius DuBose	10	1	1	4	4

YEAR-BY-YEAR RECORD

Year	Coach	Captain(s)	W	L	T	AP	Cch.
1993	Lou Holtz	OT Aaron Taylor, Tim Ruddy, DT Bryant Young, FS 11 Jeff Burris	1	0	2	2	
1994	Lou Holtz	TB Lee Becton, ILB Justin Goheen, DE Brian Hamilton,6 OG Ryan Leahy	5	1	-	-	
1995	Lou Holtz	NG Paul Grasmanis, OG Ryan Leahy, SE Derrick Majes, CB Sean Wooden, OG Dusty Zeigler	9	3	0	11	13
1996	Lou Holtz	ILB Lyron Cobbins, QB Marc Edwards, QB Ron Powulus	8	3	0	19	21
1997	Bob Davie	DE Melvin Dansby, QB Ron Powulus, CB Allen Rossum	7	6	0	-	-
1998	Bob Davie	ILB Bobbie Howard, OLB Kory Minor, OT Mike Rosenthal	9	3	0	22	22
1999	Bob Davie	QB Jarius Jackson	5	7	0	-	-
2000	Bob Davie	ILB Anthony Denman, TE Dan O'Leary, TE Jabari Holloway, DE Grant Irons	9	3	0	15	16
2001	Bob Davie	OLB Rocky Boiman, FL David Givens, DE Grant Irons, DE Anthony Weaver	5	6	0	-	-
2002	Tyrone Willingham	WR Arnaz Battle, OG Sean Mahan, SS Gerome Sapp, CB Shane Walton	10	3	0	17	17
2003	Tyrone Willingham	OT Jim Molinaro, DT Darrell Campbell, CB Vontez Duff, WR Omar Jenkins	5	7	0	-	-
2004	Tyrone Willingham	LB Mike Goolsby, RB Ryan Grant, WR Carlyle Holiday, 6 DE Justin Tuck	6	6	0	-	-
2005	Charlie Weis	QB Brady Quinn, LB Brandon Hoyte	9	3	0	9	11
2006	Charlie Weis	QB Brady Quinn, S Tom Zbikowski, LB Travis Thomas	10	3	0	17	19
2007	Charlie Weis	RB Travis Thomas, S Tom Zbikowski, C John Sullivan	3	9	0	-	-
2008	Charlie Weis	LB Maurice Crum Jr., WR David Grimes, S David Bruton	7	6	0	-	-
2009	Charlie Weis	QB Jimmy Clausen, C Eric Olsen, S Kyle McCarthy, LB Scott Smith	6	6	0	-	-

2010	Brian Kelly	Game Captains	8	5	0	-	-
2011	Brian Kelly	S Harrison Smith	8	5	0	-	-
*2012	Brian Kelly	TE Tyler Eifert, OT Zack Martin, DE Kapron Lewis-Moore, LB Manti Te'o	12	1	0	3	4
*2013	Brian Kelly	DB Bennett Jackson, WR TJ Jones, OT Zack Martin	9	4	0	21	24
2014	Brian Kelly	S Austin Collinsworth, DL Sheldon Day, OL Nick Martin, RB Cam McDaniel	8	5	0	-	-
2015	Brian Kelly	DL Sheldon Day, OL Nick Martin, LB Joe Schmidt, LB Jaylon Smith	10	3	0	11	12
2016	Brian Kelly	WR Torii Hunter Jr., OL Mike McGlinchey, LB James Onwuali, DL Isaac Rochell	8	0	-	-	
2017	Brian Kelly	LB Greer Martini, OL Mike McGlinchey, LB Nyles Morgan, OL Quenton Nelson, LB Drue Tranquill, WR Austin Webster	10	3	0	11	11
Totals			*885 319 42				

* Excludes 20 regular-season wins and two postseason appearances later vacated under discretionary NCAA penalty; actual records were 12-1 in 2012 and 9-4 in 2013. See Rev. John I. Jenkins, C.S.C. statement (<https://president.nd.edu/writings-addresses/2018-writings/a-letter-from-the-president-on-the-ncaa-infractions-case/>). Actual program record is 906-324-42 (729) (1,272 games played)

Consensus national championship seasons in bold. The coaches poll was switched from United Press International to USA Today in 1991.

In 129 seasons of football beginning in 1887, Notre Dame has had 109 winning years, only 14 seasons with a losing record (1887, '88, 1933, '56, '60, '63, '81, '85, '86, '99, 2001, '03, '07 and '16) and only six others with a .500 mark (1950, '59, '61, '62, 2004 and '09).

The Fighting Irish have had 12 unbeaten, untied seasons, 10 others in which they were unbeaten but suffered one or more ties — and 28 seasons in which only a single loss spoiled an unbeaten record.

Here is a compilation of Notre Dame's outstanding seasons in its football history:

UNBEATEN, UNTIED

Year	Record	Coach
1889	1-0	None
1912	7-0	John L. Marks
1913	7-0	Jesse Harper
1919	9-0	Knute Rockne
1920	9-0	Knute Rockne
1924	10-0	Knute Rockne
1929	9-0	Knute Rockne
1930	10-0	Knute Rockne
1947	9-0	Frank Leahy
1949	10-0	Frank Leahy
1973	11-0	Ara Parseghian
1988	12-0	Lou Holtz

UNBEATEN

Year	Record	Tie (Game Score)
1892	1-0-1	Hillsdale (10-10)
1903	8-0-1	Northwestern (0-0)
1907	6-0-1	Indiana (0-0)
1909	7-0-1	Marquette (0-0)
1911	6-0-2	Pittsburgh (0-0), Marquette (0-0)
1941	8-0-1	Army (0-0)
1946	8-0-1	Army (0-0)
1948	9-0-1	USC (14-14)
1953	9-0-1	Iowa (14-14)
1966	9-0-1	Michigan State (10-10)

ONE LOSS

Year	Record	Loss (Game Score)
1887	0-1	Michigan (8-0)
1893	4-1	Chicago (8-0)
1894	3-1-1	Albion (19-12)
1895	3-1	Indiana Artillery (18-0)
1897	4-1-1	Chicago (34-5)
1901	8-1-1	Northwestern (2-0)
1906	6-1	Indiana (12-0)
1908	8-1	Michigan (12-6)
1910	4-1-1	Michigan State (17-0)
1915	7-1	Nebraska (20-19)
1916	8-1	Army (30-10)
1917	6-1-1	Nebraska (7-0)
1918	3-1-2	Michigan State (13-7)
1921	10-1	Iowa (10-7)
1922	8-1-1	Nebraska (14-6)
1923	9-1	Nebraska (14-7)
1926	9-1	Carnegie Tech (19-0)
1927	7-1-1	Army (18-0)
1935	7-1-1	Northwestern (14-7)
1938	8-1	USC (13-0)
1943	9-1	Great Lakes (19-14)
1954	9-1	Purdue (27-14)
1964	9-1	USC (20-17)
1970	10-1	USC (38-28)
1977	11-1	Mississippi (20-13)
1989	12-1	Miami (27-10)
1992	10-1-1	Stanford (33-16)
1993	11-1	Boston College (41-39)
*2012	12-1	Alabama (42-14)

ALL-TIME WIN PERCENTAGE

Notre Dame ranks as the fourth-winningest team in college football history based on its .7248 winning percentage over 129 seasons of football and an 885-323-42 record during that period.

Here's the NCAA top 25 teams in terms of winning percentage and total victories heading into the 2018 season:

Team	Years	W	L	T	Pct.	Games
1. Michigan	138	943	339	36	.729	1,318
2. Boise State	50	438	165	2	.726	605
3. Ohio State*	128	898	324	53	.7251	1,275
4. Notre Dame^	129	885	323	42	.7248	1,246
5. Alabama*	123	891	328	43	.7231	1,262
6. Oklahoma	123	884	323	53	.7226	1,260
7. Texas	125	898	366	33	.705	1,297
8. USC*	124	834	339	54	.702	1,227
9. Nebraska	128	893	380	40	.695	1,313
10. Penn State	131	878	387	41	.688	1,306
11. Florida State*	71	539	250	17	.679	806
12. Tennessee	121	833	383	53	.677	1,269
13. Georgia	124	808	420	54	.6513	1,282
14. LSU	124	787	412	47	.6505	1,246
15. Appalachian State	88	606	333	29	.641	968
16. Miami, Fla.	92	623	354	19	.635	996
17. Georgia Southern*	54	377	216	10	.634	603
18. Auburn	125	759	436	47	.630	1,242
19. Florida	111	714	415	40	.628	1,169
20. Washington	128	725	445	50	.615	1,220
21. Clemson	122	729	459	45	.610	1,233
22. Virginia Tech	124	737	466	46	.609	1,249
23. Arizona State	105	607	388	24	.608	1,019
24. Texas A&M	123	732	477	48	.6014	1,257
25. Michigan State	121	694	453	44	.6012	1,191

* Indicates record adjusted by action of the NCAA Committee on Infractions.

ALL-TIME WINS

Team	Wins
1. Michigan	943
2. Ohio State	898
3. Texas	898
4. Nebraska	893
5. Alabama	891
6. Notre Dame^	885
7. Oklahoma	884
8. Penn State	878
9. USC	834
10. Tennessee	833
11. Georgia	808
12. LSU	787
13. Auburn	759
14. West Virginia	742
15. Virginia Tech	737
16. Texas A&M	732
17. Clemson	729
18. Georgia Tech	728
19. Washington	725
20. Pittsburgh	717
21. Florida	714
22. Arkansas	713
23. Syracuse	709
24. Navy	708
25. Colorado	700

^ Excludes 20 regular-season wins and two postseason appearances later vacated under discretionary NCAA penalty; actual records were 12-1 in 2012 and 9-4 in 2013. See Rev. John I. Jenkins, C.S.C. statement (<https://president.nd.edu/writings-addresses/2018-writings/a-letter-from-the-president-on-the-ncaa-infractions-case/>).

ALL-TIME SERIES SCORES

Numbers following season and before result indicate AP rankings for both teams coming into game. For example, 17-10 indicates Notre Dame stood 17th and the Irish opponent 10th in the AP poll that week.

ADRIAN (1-0-0)

H: 1-0-0; A: 0-0-0; N: 0-0-0

Site	Year	Rank	Result	ND	Opp
Home	1912		W	74	7

AIR FORCE (*23-6-0)

H: 11-4-0; A: *12-2-0; N: 0-0-0

Away	1964	6-	W	34	7
Home	1969	8-	W	13	6
Away	1972	12-	W	21	7
Home	1973	5-	W	48	15
Home	1974	5-	W	38	0
Away	1975	15-	W	31	30
Home	1977	6-	W	49	0
Away	1978	20-	W	38	15
Away	1979	10-	W	38	13
Home	1980	2-	W	24	10
Away	1981		W	35	7
Away	1982	18-	L	17	30
Home	1983		L	22	23
Home	1984		L	7	21
Away	1985	-17	L	15	21
Home	1986		W	31	3
Away	1987	11-	W	35	14
Home	1988	2-	W	41	13
Away	1989	1-17	W	41	27
Home	1990	1-	W	57	27
Away	1991	5-	W	28	15
Home	1994		W	42	30
Away	1995	8-	W	44	14
Home	1996	8-	L (ot)	17	20
Home	2000	19-	W (ot)	34	31
Away	2002	7-18	W	21	14
Away	2006	9-	W	39	17
Home	2007		L	24	41
Home	2011		W	59	33
*Away	2013		W	45	10

* Excludes 20 regular-season wins and two postseason appearances later vacated under discretionary NCAA penalty; actual records were 12-1 in 2012 and 9-4 in 2013. See Rev. John I. Jenkins, C.S.C. statement (<https://president.nd.edu/writings-addresses/2018-writings/a-letter-from-the-president-on-the-ncaa-infractions-case/>). Actual series record is 24-6 (.800) (30 games played)

AKRON (1-0-0)

H: 1-0-0; A: 0-0-0; N: 0-0-0

Home	1910		W	51	0
------	------	--	---	----	---

ALABAMA (*5-1-0)

H: 2-0-0; A: 1-1-0; N: *2-0-0

Sugar Bowl, Tulane Stad.	1973	3-1	W	24	23
Orange Bowl, Miami	1974	9-2	W	13	11
Home	1976	18-10	W	21	18
Birmingham, Ala.	1980	6-5	W	7	0
Birmingham, Ala.	1986	-2	L	10	28
Home	1987	7-10	W	37	6
*Sun Life Stadium, Miami	2012	1-2	L	14	42

* Excludes 20 regular-season wins and two postseason appearances later vacated under discretionary NCAA penalty; actual records were 12-1 in 2012 and 9-4 in 2013. See Rev. John I. Jenkins, C.S.C. statement (<https://president.nd.edu/writings-addresses/2018-writings/a-letter-from-the-president-on-the-ncaa-infractions-case/>). Actual series record is 5-2 (.714) (7 games played)

ALBION (3-1-1)

H: 2-1-1; A: 1-0-0; N: 0-0-0

Home	1893		W	8	6
Home	1894		T	6	6
Home	1894		L	12	19
Home	1896		W	24	0
Away	1898		W	60	0

ALMA (4-0-0)

H: 4-0-0; A: 0-0-0; N: 0-0-0

Site	Year	Rank	Result	ND	Opp
Home	1913		W	62	0
Home	1914		W	56	0
Home	1915		W	32	0
Home	1916		W	46	0

AMERICAN MED. COL. (5-0-0)

H: 5-0-0; A: 0-0-0; N: 0-0-0

Home	1901		W	32	0
Home	1902		W	92	0
Home	1903		W	52	0
Home	1904		W	44	0
Home	1905		W	142	0

ARIZONA (2-1-0)

H: 1-1-0; A: 1-0-0; N: 0-0-0

Home	1941		W	38	7
Away	1980	4-	W	20	3
Home	1982	9-	L	13	16

ARIZONA STATE (*2-1-0)

H: 1-0-0; A: 1-1-0; N: *0-0-0

Away	1998	22-	W	28	9
Home	1999		W	48	17
*AT&T Stadium, Arlington, Texas	2013	-22	W	37	34
Away	2014	8-11	L	31	55

* Excludes 20 regular-season wins and two postseason appearances later vacated under discretionary NCAA penalty; actual records were 12-1 in 2012 and 9-4 in 2013. See Rev. John I. Jenkins, C.S.C. statement (<https://president.nd.edu/writings-addresses/2018-writings/a-letter-from-the-president-on-the-ncaa-infractions-case/>). Actual series record is 3-1 (.750) (4 games played)

ARMY (39-8-4)

H: 8-1-0; A: 7-2-1; N: 24-5-3

Away	1913		W	35	13
Away	1914		L	7	20
Away	1915		W	7	0
Away	1916		L	10	30
Away	1917		W	7	2
Away	1919		W	12	9
Away	1920		W	27	17
Away	1921		W	28	0
Away	1922		T	0	0
Ebbets Field, Brooklyn	1923		W	13	0
Polo Grounds, Manhattan	1924		W	13	7
Yankee Stadium, Bronx	1925		L	0	27
Yankee Stadium, Bronx	1926		W	7	0
Yankee Stadium, Bronx	1927		L	0	18
Yankee Stadium, Bronx	1928		W	12	6
Yankee Stadium, Bronx	1929		W	7	0
Soldier Field, Chicago	1930		W	7	6
Yankee Stadium, Bronx	1931		L	0	12
Yankee Stadium, Bronx	1932		W	21	0
Yankee Stadium, Bronx	1933		W	13	12
Yankee Stadium, Bronx	1934		W	12	6
Yankee Stadium, Bronx	1935		T	6	6
Yankee Stadium, Bronx	1936		W	20	6
Yankee Stadium, Bronx	1937	18-	W	7	0

Yankee Stadium, Bronx	1938	7-	W	19	7
Yankee Stadium, Bronx	1939	4-	W	14	0
Yankee Stadium, Bronx	1940	2-	W	7	0
Yankee Stadium, Bronx	1941	6-14	T	0	0
Yankee Stadium, Bronx	1942	4-19	W	13	0
Yankee Stadium, Bronx	1943	1-3	W	26	0
Yankee Stadium, Bronx	1944	5-1	L	0	59
Yankee Stadium, Bronx	1945	2-1	L	0	48
Yankee Stadium, Bronx	1946	2-1	T	0	0
Home	1947	1-9	W	27	7
Franklin Field, Philadelphia	1957	12-10	W	23	21
Home	1958	4-3	L	2	14
Shea Stadium, Queens	1965	7-	W	17	0
Home	1966	3-	W	35	0
Yankee Stadium, Bronx	1969	15-	W	45	0
Home	1970	3-	W	51	10
Away	1973	8-	W	62	3
Home	1974	7-	W	48	0
Giants Stadium, N.J.	1977	11-	W	24	0
Home	1980	5-	W	30	3
Giants Stadium, N.J.	1983		W	42	0
Home	1985	-19	W	24	10
Giants Stadium, N.J.	1995	17-	W	28	27
Home	1998	18-	W	20	17
Home	2006	6-	W	41	9
New Yankee Stadium, Bronx	2010		W	27	3
Alamodome, San Antonio	2016		W	44	6

BAYLOR (2-0-0)

H: 2-0-0; A: 0-0-0; N: 0-0-0

Site	Year	Rank	Result	ND	Opp.
Home	1925		W	41	0
Home	1998	16-	W	27	3

BELOIT (5-0-1)

H: 4-0-1; A: 1-0-0; N: 0-0-0

Home	1896		W	8	0
Home	1900		T	6	6
Away	1901		W	5	0
Home	1906		W	29	0
Home	1925		W	19	3
Home	1926		W	77	0

BENNETT MEDICAL COLLEGE (1-0-0)

H: 1-0-0; A: 0-0-0; N: 0-0-0

Home	1905		W	22	0
------	------	--	---	----	---

BOSTON COLLEGE (*13-9-0)

H: 7-5-0; A: *3-4-0; N: 3-0-0

Schaefer Stad. Foxboro, Mass.	1975	9-	W	17	3
Liberty Bowl	1983	-13	W	19	18
Home	1987	9-	W	32	25
Home	1992	8-9	W	54	7
Home	1993	1-16	L	39	41
Away	1994	8-	L	11	30
Home	1995	12-	W	20	10
Away	1996	17-	W	48	21
Home	1997		W	52	20
Away	1998	13-	W	31	26
Home	1999	-25	L	29	31
Home	2000	11-	W	28	16
Away	2001		L	17	21
Home	2002	4-	L	7	14
Away	2003		L	25	27
Home	2004	24-	L	23	24
Home	2007	-4	L	14	27
Away	2008		L	0	17
Home	2009		W	20	16
Away	2010		W	31	13

Home	2011	24-	W	16	14
*Away	2012	4-	W	21	6
Fenway Park, Boston	2015	5-	W	19	16
Away	2017		W	49	20

* Excludes 20 regular-season wins and two postseason appearances later vacated under discretionary NCAA penalty; actual records were 12-1 in 2012 and 9-4 in 2013. See Rev. John L. Jenkins, C.S.C. statement (<https://president.nd.edu/writings-addresses/2018-writings/a-letter-from-the-president-on-the-ncaa-infractions-case/>). Actual series record is 14-9 (.609) (23 games played)

BUTLER (3-0-0)

H: 2-0-0; A: 1-0-0; N: 0-0-0

Home	1911		W	27	0
Away	1922		W	31	3
Home	1923		W	34	7

BYU (*4-2-0)

H: *3-1-0; A: 1-1-0; N: 0-0-0

Site	Year	Rank	Result	ND	Opp.
Home	1992	10-	W	42	16
Away	1993	3-	W	45	20
Home	1994	17-	L	14	21
Home	2003		W	33	14
Away	2004		L	17	20
Home	2005	9-	W	49	23
*Home	2012	5-	W	17	14
*Home	2013		W	23	13

* Excludes 20 regular-season wins and two postseason appearances later vacated under discretionary NCAA penalty; actual records were 12-1 in 2012 and 9-4 in 2013. See Rev. John L. Jenkins, C.S.C. statement (<https://president.nd.edu/writings-addresses/2018-writings/a-letter-from-the-president-on-the-ncaa-infractions-case/>). Actual series record is 6-2 (.750) (8 games played)

CALIFORNIA (4-0-0)

H: 2-0-0; A: 2-0-0; N: 0-0-0

Away	1959		W	28	6
Home	1960		W	21	7
Away	1965	3-	W	48	6
Home	1967	1-	W	41	8

CARLISLE (1-0-0)

H: 0-0-0; A: 0-0-0; N: 1-0-0

Comiskey Park, Chicago	1914		W	48	6
------------------------	------	--	---	----	---

CARNEGIE TECH (15-4-0)

H: 7-1-0; A: 8-3-0; N: 0-0-0

Away	1922		W	19	0
Away	1923		W	26	0
Away	1924		W	40	19
Home	1925		W	26	0
Away	1926		L	0	19
Home	1928		L	7	27
Away	1929		W	7	0
Home	1930		W	21	6
Away	1931		W	19	0
Home	1932		W	42	0
Away	1933		L	0	7
Home	1934		W	13	0
Away	1935		W	14	3
Home	1936		W	21	7
Away	1937		L	7	9
Home	1938	5-13	W	7	0
Away	1939	2-	W	7	6
Home	1940	6-	W	61	0
Away	1941	8-	W	16	0

CASE TECH (2-0-0)

H: 1-0-0; A: 1-0-0; N: 0-0-0

Home	1916	W	48	0
Away	1918	W	26	6

CHICAGO (0-4-0)

H: 0-1-0; A: 0-3-0; N: 0-0-0

Home	1893	L	0	8
Away	1896	L	0	18
Home	1897	L	5	34
Home	1899	L	6	23

CHICAGO DENTAL (1-0-0)

H: 1-0-0; A: 0-0-0; N: 0-0-0

Home	1897	W	62	0
------	------	---	----	---

CHICAGO PHYSICIANS & SURGEONS (7-2-0)

H: 7-2-0; A: 0-0-0; N: 0-0-0

Site	Year	Rank	Result	ND	Opp.
Home	1895		W	32	0
Home	1896		L	0	4
Home	1899		L	0	5
Home	1900		W	5	0
Home	1901		W	34	0
Home	1903		W	46	0
Home	1906		W	28	0
Home	1907		W	32	0
Home	1908		W	88	0

CHRISTIAN BROTHERS (ST. LOUIS) (1-0-0)

H: 0-0-0; A: 1-0-0; N: 0-0-0

Away	1913	W	20	7
------	------	---	----	---

CINCINNATI (1-0-0)

H: 1-0-0; A: 0-0-0; N: 0-0-0

Home	1900	W	58	0
------	------	---	----	---

CLEMSON (1-2-0)

H: 0-1-0; A: 1-1-0; N: 0-0-0

Away	1977	5-15	W	21	17
Home	1979	-14	L	10	16
Away	2015	6-12	L	22	24

COE (1-0-0)

H: 1-0-0; A: 0-0-0; N: 0-0-0

Home	1927	W	28	7
------	------	---	----	---

COLORADO (3-2-0)

H: 1-0-0; A: 1-0-0; N: 1-2-0

Away	1983		W	27	3
Home	1984		W	55	14
Orange Bowl, Miami	1989	4-1	W	21	6
Orange Bowl, Miami	1990	5-1	L	9	10
Fiesta Bowl, Tempe, Ariz.	1994	-4	L	24	41

CONNECTICUT (0-1-0)

H: 0-1-0; A: 0-0-0; N: 0-0-0

Home	2009		L (2ot)	30	33
------	------	--	---------	----	----

CREIGHTON (1-0-0)

H: 0-0-0; A: 1-0-0; N: 0-0-0

	1915		W	41	0
--	------	--	---	----	---

DARTMOUTH (2-0-0)

H: 1-0-0; A: 0-0-0; N: 1-0-0

Fenway Park, Boston	1944	1-	W	64	0
Home	1945	3-	W	34	0

DE LA SALLE (1-0-0)

H: 1-0-0; A: 0-0-0; N: 0-0-0

Home	1893		W	28	0
------	------	--	---	----	---

DEPAUW (8-0-0)

H: 8-0-0; A: 0-0-0; N: 0-0-0

Home	1897		W	4	0
Home	1898		W	32	0
Home	1902		W	22	0
Home	1903		W	56	0
Home	1904		W	10	0
Home	1905		W	71	0
Home	1921		W	57	10
Home	1922		W	34	7

DETROIT (2-0-0)

H: 0-0-0; A: 1-0-0; N: 1-0-0

Site	Year	Rank	Result	ND	Opp.
Away	1927		W	20	0
Briggs Stadium, Detroit	1951	5-	W	40	6

DRAKE (8-0-0)

H: 6-0-0; A: 1-0-0; N: 1-0-0

Home	1926		W	21	0
Away	1927		W	32	0
Home	1928		W	32	6
Soldier Field, Chicago	1929		W	19	7
Home	1930		W	28	7
Home	1931		W	63	0
Home	1932		W	62	0
Home	1937		W	21	0

DUKE (3-2-0)

H: 3-1-0; A: 0-1-0; N: 0-0-0

Home	1958	12-	W	9	7
Away	1961		L	13	37
Home	1966	1-	W	64	0
Home	2007		W	28	7
Home	2016		L	35	38

ENGLEWOOD HIGH SCHOOL (CHICAGO) (2-0-0)

H: 2-0-0; A: 0-0-0; N: 0-0-0

Home	1899		W	29	5
Home	1900		W	68	0

FLORIDA (1-0-0)

H: 0-0-0; A: 0-0-0; N: 1-0-0

Sugar Bowl, New Orleans	1991	18-3	W	39	28
-------------------------	------	------	---	----	----

FLORIDA STATE (2-6-0)

H: 1-2-0; A: 1-1-0; N: 0-3-0

Away	1981	-20	L	13	19
Home	1993	2-1	W	31	24
Citrus Bowl, Orlando	1994	-8	L	16	23
Orange Bowl, Miami	1995	6-8	L	26	31
Away	2002	6-11	W	34	24
Home	2003	-5	L	0	37
Champs Sports Bowl, Orlando	2011	-25	L	14	18
Away	2014	5-2	L	27	31

FRANKLIN (3-0-0)

H: 3-0-0; A: 0-0-0; N: 0-0-0

Home	1906		W	26	0
Home	1907		W	23	0
Home	1908		W	64	0

GEORGIA (0-2-0)

H: 0-1-0; A: 0-0-0; N: 0-1-0

Sugar Bowl, New Orleans	1980	7-1	L	10	17
Home	2017	24-15	L	19	20

GEORGIA TECH (28-6-1)

H: 16-3-0; A: 12-2-1; N: 0-1-0

Away	1922		W	13	3
Home	1923		W	35	7
Home	1924		W	34	3
Away	1925		W	13	0
Home	1926		W	12	0
Home	1927		W	26	7
Away	1928		L	0	13
Away	1929		W	26	6
Away	1938		W	14	6
Home	1939		W	17	14
Home	1940		W	26	20
Home	1941		W	20	0
Away	1942		L	6	13
Away	1943		W	55	13
Home	1944	18-10	W	21	0
Home	1945		W	40	7
Home	1953	1-4	W	27	14
Home	1959	-19	L	10	14
Away	1967	9-	W	36	3
Home	1968	9-	W	34	6
Away	1969	9-	W	38	20
Home	1970	1-	W	10	7
Away	1974	2-	W	31	7
Home	1975	12-	W	24	3
Away	1976	11-	L	14	23
Home	1977	5-	W	69	14
Away	1978	10-20	W	38	21
Home	1979	10-	W	21	13
Away	1980	1-	T	3	3
Home	1981		W	35	3
Home	1997	11-	W	17	13
Gator Bowl, Jacksonville, Fla.	1998	17-12	L	28	35
Away	2006	2-	W	14	10
Home	2007		L	3	33
Home	2015	8-14	W	30	22

GOSHEN (1-0-0)

H: 1-0-0; A: 0-0-0; N: 0-0-0

Site	Year	Rank	Result	ND	Opp.
Home	1900		W	55	0

GREAT LAKES (1-2-2)

H: 1-0-1; A: 0-2-0; N: 0-0-1

Home	1918		T	7	7
Soldier Field, Chicago	1942	6-	T	13	13
Away	1943	1-	L	14	19
Home	1944	9-12	W	28	7
Away	1945	5-	L	7	39

HARVARD PREP (CHICAGO) (1-0-0)

H: 1-0-0; A: 0-0-0; N: 0-0-0

Home	1888		W	20	0
------	------	--	---	----	---

HASKELL (5-0-0)

H: 5-0-0; A: 0-0-0; N: 0-0-0

Home	1914		W	20	7
Home	1915		W	34	0
Home	1916		W	26	0
Home	1921		W	42	7
Home	1932		W	73	0

HAWAII (3-0-0)

H: 0-0-0; A: 2-0-0; N: 1-0-0

Away	1991	17-	W	48	42
Away	1997		W	23	22
Hawai'i Bowl, Honolulu	2008		W	49	21

HIGHLAND VIEWS (1-0-0)

H: 1-0-0; A: 0-0-0; N: 0-0-0

Home	1896		W	82	0
------	------	--	---	----	---

HILLSDALE (4-0-1)

H: 4-0-1; A: 0-0-0; N: 0-0-0

Home	1892		T	10	10
Home	1893		W	22	10
Home	1894		W	14	0
Home	1906		W	17	0
Home	1908		W	39	0

HOUSTON (1-0-0)

H: 0-0-0; A: 0-0-0; N: 1-0-0

Site	Year	Rank	Result	ND	Opp.
Cotton Bowl, Dallas	1979	10-9	W	35	34

ILLINOIS (11-0-1)

H: 5-0-0; A: 6-0-1; N: 0-0-0

Away	1898		W	5	0
Away	1937		T	0	0
Home	1938		W	14	6
Away	1940	2-	W	26	0
Home	1941	7-	W	49	14
Away	1942	8-5	W	21	14
Home	1943	1-	W	47	0
Away	1944	1-14	W	13	7
Home	1945		W	7	0
Away	1946		W	26	6
Away	1967		W	47	7
Home	1968	6-	W	58	8

ILLINOIS CYCLING CLUB (1-0-0)

H: 1-0-0; A: 0-0-0; N: 0-0-0

Home	1895		W	18	2
------	------	--	---	----	---

INDIANA (23-5-1)

H: 13-1-1; A: 6-3-0; N: 4-1-0

Home	1898		L	5	11
Home	1899		W	17	0
Away	1900		L	0	6
Home	1901		W	18	5
Away	1902		W	11	5
Away	1905		L	5	22
Indianapolis, Ind.	1906		L	0	12
Home	1907		T	0	0
Indianapolis, Ind.	1908		W	11	0
Indianapolis, Ind.	1919		W	16	3
Indianapolis, Ind.	1920		W	13	10
Indianapolis, Ind.	1921		W	28	7
Home	1922		W	27	0
Home	1926		W	26	0
Away	1927		W	19	6
Home	1929		W	14	0
Home	1930		W	27	0
Away	1931		W	25	0
Away	1933		W	12	2
Home	1941		W	19	6
Away	1948	1-	W	42	6
Home	1949		W	49	6
Away	1950	11-	L	7	20

Home	1951	14-	W	48	6
Home	1955	4-	W	19	0
Home	1956	17-	W	20	6
Home	1957	16-	W	26	0
Home	1958	5-	W	18	0
Home	1991	7-	W	49	27

INDIANAPOLIS ARTILLERY (0-1-0)

H: 0-0-0; A: 0-1-0; N: 0-0-0

Home	1895	L	0	18
------	------	---	---	----

IOWA (13-8-3)

H: 7-3-2; A: 6-5-1; N: 0-0-0

Site	Year	Rank	Result	ND	Opp
Away	1921		L	7	10
Away	1939	3-	L	6	7
Home	1940	7-	L	0	7
Home	1945	2-	W	56	0
Away	1946	2-17	W	41	6
Home	1947	2-	W	21	0
Away	1948	2-	W	27	12
Home	1949	1-	W	28	7
Away	1950	T	14	14	
Home	1951	T	20	20	
Away	1952	9-	W	27	0
Home	1953	1-20	T	14	14
Away	1954	4-19	W	34	18
Home	1955	4-	W	17	14
Away	1956	-3	L	8	48
Home	1957	9-8	L	13	21
Away	1958	15-6	L	21	31
Away	1959	-16	W	20	19
Home	1960	-2	L	0	28
Away	1961	L	21	42	
Home	1962		W	35	12
Home	1964	1-	W	28	0
Home	1967	6-	W	56	6
Away	1968	5-	W	51	28

IOWA PRE-FLIGHT (2-0-0)

H: 2-0-0; A: 0-0-0; N: 0-0-0

Home	1942		W	28	0
Home	1943	1-2	W	14	13

KALAMAZOO (7-0-0)

H: 7-0-0; A: 0-0-0; N: 0-0-0

Home	1893	W	34	0
Home	1917	W	55	0
Home	1919	W	14	0
Home	1920	W	39	0
Home	1921	W	56	0
Home	1922	W	46	0
Home	1923	W	74	0

KANSAS (4-1-1)

H: 3-0-1; A: 1-1-0; N: 0-0-0

Away	1904	L	5	24	
Away	1932	W	24	6	
Home	1933	T	0	0	
Home	1935	W	28	7	
Home	1938	W	52	0	
Home/Eddie Robinson Classic	1999	18-	W	48	13

KNOX (1-1-0)

H: 1-0-0; A: 0-1-0; N: 0-0-0

Away	1902	L	5	12
Home	1907	W	22	4

LAKE FOREST (4-0-0)

H: 4-0-0; A: 0-0-0; N: 0-0-0

Home	1899	W	38	0
Home	1901	W	16	0
Home	1902	W	28	0
Home	1903	W	28	0

LOMBARD (3-0-0)

H: 3-0-0; A: 0-0-0; N: 0-0-0

Site	Year	Rank	W/L	ND	Opp
Home	1923		W	14	0
Home	1924		W	40	0
Home	1925		W	69	0

LSU (7-5-0)

H: 3-1-0; A: 2-2-0; N: 2-2-0

Home	1970	2-7	W	3	0
Away	1971	7-14	L	8	28
Home	1981	4-	W	27	9
Away	1984	-6	W	30	22
Home	1985	-17	L	7	10
Away	1986	-8	L	19	21
Away	1997	-11	W	24	6
Indep. Bowl, Shreveport, La.	1997	-15	L	9	27
Home	1998	10-	W	39	36
Sugar Bowl, New Orleans	2006	11-4	L	14	41
Music City Bowl, Nashville	2014		W	31	28
Citrus Bowl, Orlando	2017	14-17	W	21	17

LOUISVILLE (0-1-0)

H: 0-1-0; A: 0-0-0; N: 0-0-0

Home	2014	L	28	31
------	------	---	----	----

LOYOLA (CHICAGO) (1-0-0)

H: 1-0-0; A: 0-0-0; N: 0-0-0

Home	1911	W	80	0
------	------	---	----	---

LOYOLA (NEW ORLEANS) (1-0-0)

H: 1-0-0; A: 0-0-0; N: 0-0-0

Home	1928	W	12	6
------	------	---	----	---

MARQUETTE (3-0-3)

H: 2-0-3; A: 0-0-0; N: 1-0-0

Away	1908	W	6	0
Away	1909	T	0	0
Away	1910	T	5	5
Away	1911	T	0	0
Comiskey Park, Chicago	1912	W	69	0
Away	1921	W	21	7

MARYLAND (2-0-0)

H: 0-0-0; A: 0-0-0; N: 2-0-0

Giants Stadium, N.J.	2002	-21	W	22	0
FedEx Field, Landover, Md.	2011	-	W	45	21

MASSACHUSETTS (1-0-0)

H: 1-0-0; A: 0-0-0; N: 0-0-0

Home	2015	6-	W	62	27
------	------	----	---	----	----

MIAMI (FLORIDA) (*17-8-1)

H: 9-1-0; A: 6-7-1; N: *2-0-0

Away	1955	5-15	W	14	0
Away	1960		L	21	28
Away	1965	6-	T	0	0
Away	1967	6-	W	24	22
Away	1971	7-	W	17	0
Home	1972	10-	W	20	17

Away	1973	5-	W	44	0
Home	1974	7-	W	38	7
Away	1975		W	32	9
Home	1976	13-	W	40	27
Away	1977	5-	W	48	10
Home	1978	19-	W	20	0
Mirage Bowl, Tokyo	1979		W	40	15
Home	1980	7-13	W	32	14
Away	1981	-9	L	15	37
Home	1982	10-17	W	16	14
Away	1983	13-	L	0	20
Home	1984	17-14	L	13	31
Away	1985	-4	L	7	58
Away	1987	10-2	L	0	24
Home	1988	4-1	W	31	30
Away	1989	1-7	L	10	27
Home	1990	6-2	W	29	20
Sun Bowl, El Paso, Texas	2010		W	33	17
*Soldier Field, Chicago	2012	9-	W	41	3
Home	2016		W	30	27
Away	2017	3-7	L	8	41

* Excludes 20 regular-season wins and two postseason appearances later vacated under discretionary NCAA penalty; actual records were 12-1 in 2012 and 9-4 in 2013. See Rev. John I. Jenkins, C.S.C. statement (<https://president.nd.edu/writings-addresses/2018-writings/a-letter-from-the-president-on-the-ncaa-infractions-case/>). Actual series record is 18-8-1 (.685) (27 games played)

MIAMI (OHIO) (2-0-0)

H: 2-0-0; A: 0-0-0; N: 0-0-0

Site	Year	Rank	W/L	ND	Opp
Home	1909		W	46	0
Home	2017	22-	W	52	17

MICHIGAN (*16-24-1)

H: *9-9-1; A: 7-14-0; N: 0-1-0

Site	Year	Rank	W/L	ND	Opp
Home	1887		L	0	8
Home	1888		L	6	26
Home	1888		L	4	10
Away	1898		L	0	23
Away	1899		L	0	12
Away	1900		L	0	7
Toledo, Ohio	1902		L	0	23
Away	1908		L	6	12
Away	1909		W	11	3
Home	1942	4-6	L	20	32
Away	1943	1-2	W	35	12
Home	1978	14-5	L	14	28
Away	1979	9-6	W	12	10
Home	1980	8-14	W	29	27
Away	1981	1-11	L	7	25
Home	1982	20-10	W	23	17
Away	1985	13-	L	12	20
Home	1986	-3	L	23	24
Away	1987	16-9	W	26	7
Home	1988	13-9	W	19	17
Away	1989	1-2	W	24	19
Home	1990	1-4	W	28	24
Away	1991	7-3	L	14	24
Home	1992	3-6	T	17	17
Away	1993	11-3	W	27	23
Home	1994	3-6	L	24	26
Away	1997	-6	L	14	21
Home	1998	22-5	W	36	20
Away	1999	16-7	L	22	26
Home	2002	20-7	W	25	23
Away	2003	15-5	L	0	38
Home	2004	-8	W	28	20
Away	2005	20-3	W	17	10

Home	2006	2-11	L	21	47
Away	2007		L	0	38
Home	2008		W	35	17
Away	2009	-18	L	34	38
Home	2010		L	24	28
Away	2011	-	L	31	35
*Home	2012	11-18	W	13	6
Away	2013	14-17	L	30	41
Home	2014	16-	W	31	0

* Excludes 20 regular-season wins and two postseason appearances later vacated under discretionary NCAA penalty; actual records were 12-1 in 2012 and 9-4 in 2013. See Rev. John I. Jenkins, C.S.C. statement (<https://president.nd.edu/writings-addresses/2018-writings/a-letter-from-the-president-on-the-ncaa-infractions-case/>). Actual series record is 18-8-1 (.417) (42 games played)

MICHIGAN STATE (*47-29-1)

H: *28-14-0; A: *19-15-1; N: 0-0-0

Site	Year	Rank	Result	ND	Opp
Home	1897		W	34	6
Home	1898		W	53	0
Home	1899		W	40	0
Home	1902		W	33	0
Home	1903		W	12	0
Home	1905		W	28	0
Home	1906		W	5	0
Home	1909		W	17	0
Away	1910		L	0	17
Away	1916		W	14	0
Home	1917		W	23	0
Away	1918		L	7	13
Home	1919		W	13	0
Away	1920		W	25	0
Home	1921		W	48	0
Home	1948	1-	W	26	7
Away	1949	1-10	W	34	21
Home	1950	-15	L	33	36
Away	1951	11-5	L	0	35
Away	1952	6-1	L	3	21
Home	1954	8-	W	20	19
Away	1955	4-13	L	7	21
Home	1956	-2	L	14	47
Away	1957	15-4	L	6	34
Away	1959		L	0	19
Home	1960	-14	L	0	21
Away	1961	6-1	L	7	17
Home	1962		L	7	31
Away	1963	-4	L	7	12
Home	1964	1-	W	34	7
Home	1965	4-1	L	3	12
Away	1966	1-2	T	10	10
Home	1967		W	24	12
Away	1968	5-	L	17	21
Home	1969	-14	W	42	28
Away	1970	4-	W	29	0
Home	1971	4-	W	14	2
Away	1972	7-	W	16	0
Home	1973	8-	W	14	10
Away	1974	7-	W	19	14
Home	1975	8-	L	3	10
Away	1976	18-	W	24	6
Home	1977	14-	W	16	6
Away	1978		W	29	25
Home	1979	15-7	W	27	3
Away	1980	7-	W	26	21
Home	1981		W	20	7
Away	1982	11-	W	11	3
Home	1983	4-	L	23	28
Away	1984		W	24	20
Home	1985		W	27	10

Away	1986	20-	L	15	20
Home	1987	9-17	W	31	8
Away	1988	8-	W	20	3
Home	1989	1-	W	21	13
Away	1990	1-24	W	20	19
Home	1991	11-	W	49	10
Away	1992	7-	W	52	31
Home	1993	4-	W	36	14
Away	1994	8-	W	21	20
Home	1997	-17	L	7	23
Away	1998	10-	L	23	45
Home	1999	24-	L	13	23
Away	2000	16-23	L	21	27
Home	2001	23-	L	10	17
Away	2002	12-	W	21	17
Home	2003		L	16	22
Away	2004		W	31	24
Home	2005	10-	L (ot)	41	44
Away	2006	12-	W	40	37
Home	2007		L	10	31
Away	2008		L	7	23
Home	2009		W	33	30
Away	2010		L (ot)	31	34
Home	2011	-15	W	31	13
*Away	2012	20-10	W	20	3
*Home	2013	22-	W	17	13
Home	2016	18-12	L	28	36
Away	2017		W	38	18

* Excludes 20 regular-season wins and two postseason appearances later vacated under discretionary NCAA penalty; actual records were 12-1 in 2012 and 9-4 in 2013. See Rev. John I. Jenkins, C.S.C. statement (<https://president.nd.edu/writings-addresses/2018-writings/a-letter-from-the-president-on-the-ncaa-infractions-case/>). Actual series record is 49-29-1 (.627) (79 games played)

MINNESOTA (4-0-1)

H: 1-0-1; A: 3-0-0; N: 0-0-0

Site	Year	Rank	Result	ND	Opp
Away			W	19	7
Away	1926		W	20	7
Home	1927		T	7	7
Away	1937	-4	W	7	6
Home	1938	2-12	W	19	0

MISSISSIPPI (1-1-0)

H: 1-0-0; A: 0-0-0; N: 0-1-0

Jackson, Miss.	1977	3-	L	13	20
Home	1985		W	37	14

MISSOURI (2-2-0)

H: 0-2-0; A: 2-0-0; N: 0-0-0

Away	1970	3-18	W	24	7
Home	1972	8-	L	26	30
Home	1978	5-	L	0	3
Away	1984	19-	W	16	14

MISSOURI OSTEOPATHS (1-0-0)

H: 1-0-0; A: 0-0-0; N: 0-0-0

Home	1903		W	28	0
------	------	--	---	----	---

MORNINGSIDE (2-0-0)

H: 0-0-0; A: 2-0-0; N: 0-0-0

Away	1917		W	13	0
Away	1919		W	14	6

MORRIS HARVEY (1-0-0)

H: 1-0-0; A: 0-0-0; N: 0-0-0

Home	1912		W	39	0
------	------	--	---	----	---

MOUNT UNION (1-0-0)

H: 1-0-0; A: 0-0-0; N: 0-0-0

Home	1919		W	60	7
------	------	--	---	----	---

NAVY (*75-13-1)

H: *29-5-0; A: 0-0-0; N: *46-8-1

Baltimore	1927		W	19	6
Soldier Field, Chicago	1928		W	7	0
Baltimore Memorial Stad.	1929		W	14	7
Home	1930		W	26	2
Baltimore Memorial Stad.	1931		W	20	0
Cleveland Stadium	1932		W	12	0
Baltimore Memorial Stad.	1933		L	0	7
Cleveland Stadium	1934		L	6	10
Baltimore Memorial Stad.	1935		W	14	0
Baltimore Memorial Stad.	1936	13-	L	0	3
Home	1937		W	9	7
Baltimore Memorial Stad.	1938	4-	W	15	0
Cleveland Stadium	1939	2-	W	14	7
Baltimore Memorial Stad.	1940	7-	W	13	7
Baltimore Memorial Stad.	1941	7-6	W	20	13
Cleveland Stadium	1942	4-	W	9	0
Cleveland Stadium	1943	1-3	W	33	6
Baltimore Memorial Stad.	1944	2-6	L	13	32
Cleveland Stadium	1945	2-3	T	6	6
Baltimore Memorial Stad.	1946	2-	W	28	0
Cleveland Stadium	1947	1-	W	27	0
Baltimore Memorial Stad.	1948	2-	W	41	7
Baltimore Memorial Stad.	1949	1-	W	40	0
Cleveland Stadium	1950		W	19	10
Baltimore Memorial Stad.	1951	13-	W	19	0
Cleveland Stadium	1952	13-	W	17	6
Home	1953	1-20	W	38	7
Baltimore Memorial Stad.	1954	6-15	W	6	0
Home	1955	9-4	W	21	7
Baltimore Memorial Stad.	1956		L	7	33
Home	1957	5-16	L	6	20
Baltimore Memorial Stad.	1958	-15	W	40	20
Home	1959		W	25	22
JFK Stadium, Philadelphia	1960	-4	L	7	14
Home	1961		L	10	13
JFK Stadium, Philadelphia	1962		W	20	12
Home	1963	-4	L	14	35
JFK Stadium, Philadelphia	1964	2-	W	40	0
Home	1965	4-	W	29	3
JFK Stadium, Philadelphia	1966	1-	W	31	7
Home	1967	10-	W	43	14
JFK Stadium, Philadelphia	1968	12-	W	45	14
Home	1969	10-	W	47	0
JFK Stadium, Philadelphia	1970	3-	W	56	7
Home	1971	12-	W	21	0
Veterans Stadium, Philadelphia	1972	12-	W	42	23
Home	1973	5-	W	44	7
Veterans Stadium, Philadelphia	1974	7-	W	14	6
Home	1975	15-	W	31	10
Cleveland Stadium	1976	11-	W	27	21
Home	1977	5-	W	43	10
Cleveland Stadium	1978	15-11	W	27	7
Home	1979	13-	W	14	0
Giants Stadium, N.J.	1980	3-	W	33	0
Home	1981		W	35	0
Giants Stadium, N.J.	1982		W	27	10
Home	1983	19-	W	28	12
Giants Stadium, N.J.	1984		W	18	17
Home	1985		W	41	17
Baltimore Memorial Stad.	1986		W	33	14
Home	1987	9-	W	56	13
Baltimore Memorial Stad.	1988	2-	W	22	7
Home	1989	1-	W	41	0

Giants Stadium, N.J.	1990	2-	W	52	31
Home	1991	5-	W	38	0
Giants Stadium, N.J.	1992	10-	W	38	7
Veterans Stadium, Philadelphia	1993	2-	W	58	27
Home	1994		W	58	21
Home	1995	8-	W	35	17
Croke Park, Dublin	1996	19-	W	54	27
Home	1997		W	21	17
Jack Kent Cook Stad., Rajon, Md.	1998	12-	W	30	0
Home	1999		W	28	24
Citrus Bowl, Orlando	2000	20-	W	45	14
Home	2001		W	34	16
Ravens Stadium, Baltimore	2002	9-	W	30	23
Home	2003		W	27	24
Giants Stadium, N.J.	2004		W	27	9
Home	2005	7-	W	42	21
Ravens Stadium, Baltimore	2006	11-	W	38	14
Home	2007		L (3ot)	44	46
Ravens Stadium, Baltimore	2008		W	27	21
Home	2009		L	21	23
New Meadowlands Stadium, N.J.	2010		L	17	35
Home	2011		W	56	14
*Aviva Stadium, Dublin	2012		W	50	10
*Home	2013		W	38	34
FedEx Field, Landover, Md.	2014	6-	W	49	39
Home	2015	15-	W	41	24
EverBank Field, Jacksonville, Fla.	2016		L	27	28
Home	2017	8-	W	24	17

* Excludes 20 regular-season wins and two postseason appearances later vacated under discretionary NCAA penalty; actual records were 12-1 in 2012 and 9-4 in 2013. See Rev. John I. Jenkins, C.S.C. statement (<https://president.nd.edu/writings-addresses/2018-writings/a-letter-from-the-president-on-the-ncaa-infractions-case/>). Actual series record is 77-13-1 (.852) (91 games played)

NEBRASKA (7-8-1)

H: 3-1-0; A: 4-6-1; N: 0-1-0

Site	Year	Rank	Result	ND	Opp
Away	1915		L	19	20
Away	1916		W	20	0
Away	1917		L	0	7
Away	1918		T	0	0
Away	1919		W	14	9
Away	1920		W	16	7
Home	1921		W	7	0
Away	1922		L	6	14
Away	1923		L	7	14
Home	1924		W	34	6
Away	1925		L	0	17
Home	1947	2-	W	31	0
Away	1948	2-	W	44	13
Orange Bowl, Miami	1972	12-9	L	6	40
Home	2000	23-1	L (ot)	24	27
Away	2001	23-5	L	10	27

NEVADA (2-0-0)

H: 2-0-0; A: 0-0-0; N: 0-0-0

Home	2009		W	35	0
Home	2016	18-	W	39	10

NORTH CAROLINA (18-2-0)

H: 12-0-0; A: 5-2-0; N: 1-0-0

Yankee Stadium, Bronx	1949	1-	W	42	6
Home	1950	1-20	W	14	7
Away	1951		W	12	7
Home	1952	16-	W	34	14
Away	1953	1-	W	34	14
Home	1954	5-	W	42	13
Away	1955	5-	W	27	7

Home	1956		W	21	14
Home	1958	-11	W	34	24
Home	1959		W	28	8
Away	1960		L	7	12
Home	1962		W	21	7
Home	1965	4-	W	17	0
Home	1966	2-	W	32	0
Home	1971	7-	W	16	0
Away	1975	15-	W	21	14
Home	2006	11-	W	45	26
Away	2008	-22	L	24	29
Home	2014	6-	W	50	43
Away	2017	21-	W	33	10

NORTH CAROLINA STATE (1-2-0)

H: 1-0-0; A: 0-1-0; N: 0-1-0

Gator Bowl, Jacksonville, Fla.	2002	11-17	L	6	28
Away	2016		L	3	10
Home	2017	9-14	W	35	14

NORTH DIVISION H.S. (1-0-0)

H: 1-0-0; A: 0-0-0; N: 0-0-0

Home	1905		W	44	0
------	------	--	---	----	---

NORTHWESTERN (37-9-2)

H: 16-5-0; A: 18-4-1; N: 3-0-1

Away	1889		W	9	0
Home	1899		W	12	0
Away	1901		L	0	2
South Side Park, Chicago	1903		T	0	0
Away	1920		W	33	7
Soldier Field, Chicago	1924		W	13	6
Home	1925		W	13	10
Away	1926		W	6	0
Away	1929		W	26	6
Away	1930		W	14	0
Soldier Field, Chicago	1931		T	0	0
Home	1932		W	21	0
Away	1933		W	7	0
Away	1934		W	20	7
Home	1935		L	7	14
Home	1936	11-1	W	26	6
Away	1937	12-	W	7	0
Away	1938	1-16	W	9	7
Home	1939	9-	W	7	0
Away	1940	14-10	L	0	20
Away	1941	5-8	W	7	6
Home	1942	8-	W	27	20
Away	1943	1-8	W	25	6
Home	1944	11-	W	21	0
Away	1945	7-	W	34	7
Home	1946	2-	W	27	0
Away	1947	1-	W	26	19
Home	1948	2-8	W	12	7
Home	1959	-2	L	24	30
Away	1960		L	6	7
Home	1961	8-	L	10	12
Away	1962	-3	L	6	35
Home	1965	8-	W	38	7
Away	1966	4-	W	35	7
Home	1968	5-	W	27	7
Home	1969	11-	W	35	10
Away	1970	6-	W	35	14
Home	1971	2-	W	50	7
Away	1972	13-	W	37	0
Home	1973	8-	W	44	0
Away	1974	1-	W	49	3
Home	1975	7-	W	31	7
Away	1976		W	48	0

Soldier Field, Chicago	1992	3-	W	42	7
Home	1993	7-	W	27	12
Soldier Field, Chicago	1994	3-	W	42	15
Home	1995	9-	L	15	17
Home	2014	15-	L (ot)	40	43

NORTHWESTERN LAW SCHOOL (1-0-0)

H: 1-0-0; A: 0-0-0; N: 0-0-0

Home	1895		W	20	0
------	------	--	---	----	---

OHIO MEDICAL UNIVERSITY (4-0-0)

H: 0-0-0; A: 4-0-0; N: 0-0-0

Away	1901		W	6	0
Away	1902		W	6	5
Away	1903		W	35	0
Away	1904		W	17	5

OHIO NORTHERN (4-0-0)

H: 4-0-0; A: 0-0-0; N: 0-0-0

Home	1908		W	58	4
Home	1910		W	47	0
Home	1911		W	32	6
Home	1913		W	87	0

OHIO STATE (2-4-0)

H: 1-1-0; A: 1-1-0; N: 0-2-0

Away	1935		W	18	13
Home	1936		W	7	2
Away	1995	15-7	L	26	45
Home	1996	5-4	L	16	29
Fiesta Bowl, Tempe, Ariz.	2005	5-4	L	20	34
Fiesta Bowl, Glendale, Ariz.	2015	8-7	L	28	44

OKLAHOMA (*8-2-0)

H: 4-2-0; A: *4-0-0; N: 0-0-0

Site	Year	Rank	Result	ND	Opp
Home	1952	10-4	W	27	21
Away	1953	1-6	W	28	21
Home	1956	-2	L	0	40
Away	1957	-2	W	7	0
Home	1961		W	19	6
Away	1962		W	13	7
Away	1966	1-10	W	38	0
Home	1968	3-5	W	45	21
Home	1999	-23	W	34	30
*Away	2012	5-8	W	30	13
Home	2013	22-14	L	21	35

* Excludes 20 regular-season wins and two postseason appearances later vacated under discretionary NCAA penalty; actual records were 12-1 in 2012 and 9-4 in 2013. See Rev. John I. Jenkins, C.S.C. statement (<https://president.nd.edu/writings-addresses/2018-writings/a-letter-from-the-president-on-the-ncaa-infractions-case/>). Actual series record is 9-2-0 (.818) (11 games played)

OLIVET (3-0-0)

H: 3-0-0; A: 0-0-0; N: 0-0-0

Home	1907		W	22	4
Home	1909		W	58	0
Home	1910		W	48	0

OREGON (1-0-1)

H: 1-0-0; A: 0-0-1; N: 0-0-0

Home	1976	14-	W	41	0
Away	1982	15-	T	13	13

OREGON STATE (0-2-0)

H: 0-0-0; A: 0-0-0; N: 0-2-0

Fiesta Bowl, Tempe, Az.	2000	10-5	L	9	41
Insight Bowl, Phoenix, Az.	2004		L	21	38

PACIFIC (1-0-0)

H: 1-0-0; A: 0-0-0; N: 0-0-0

Home	1940		W	25	7
------	------	--	---	----	---

PENN STATE (9-9-1)

H: 5-3-0; A: 2-6-1; N: 2-0-0

Away	1913		W	14	7
Away	1925		T	0	0
Home	1926		W	28	0
Philadelphia	1928		W	9	0
Gator Bowl, Jacksonville, Fla.	1976	15-20	W	20	9
Away	1981	-13	L	21	24
Home	1982	13-5	L	14	24
Away	1983		L	30	34
Home	1984		W	44	7
Away	1985	-1	L	6	36
Home	1986	-3	L	19	24
Away	1987	7-	L	20	21
Home	1988	1-	W	21	3
Away	1989	1-17	W	34	23
Home	1990	1-18	L	21	24
Away	1991	12-8	L	13	35
Home	1992	8-22	W	17	16
Home	2006	4-19	W	41	17
Away	2007	-14	L	10	31

PENNSYLVANIA (5-0-1)

H: 1-0-0; A: 4-0-1; N: 0-0-0

Away	1930		W	60	20
Home	1931		W	49	0
Away	1952	10-12	T	7	7
Away	1953	1-15	W	28	20
Away	1954	5-	W	42	7
Away	1955	6-	W	46	14

PITTSBURGH (*47-21-1)

H: *20-10-0; A: 27-11-1; N: 0-0-0

Site	Year	Rank	Result	ND	Opp
Away	1909		W	6	0
Away	1911		T	0	0
Away	1912		W	3	0
Away	1930		W	35	19
Home	1931		W	25	12
Away	1932		L	0	12
Home	1933		L	0	14
Away	1934		L	0	19
Home	1935		W	9	6
Away	1936	7-9	L	0	26
Home	1937	12-3	L	6	21
Away	1943		W	41	0
Away	1944		W	58	0
Away	1945	3-	W	39	9
Home	1946		W	33	0
Away	1947		W	40	6
Away	1948		W	40	0
Home	1950		W	18	7
Away	1951		W	33	0
Home	1952	8-	L	19	22
Home	1953	1-15	W	23	14
Away	1954	8-	W	33	0
Away	1956	-20	L	13	26
Home	1957	7-	W	13	7
Away	1958	14-	L	26	29
Away	1959		L	13	28
Home	1960	-14	L	13	20
Away	1961		W	26	20
Home	1962		W	43	22
Home	1963	-8	L	7	27
Away	1964	1-	W	17	15

Away	1965	4-	W	69	13
Home	1966	1-	W	40	0
Away	1967	9-	W	38	0
Home	1968	12-	W	56	7
Away	1969	8-	W	49	7
Home	1970	2-	W	46	14
Away	1971	8-	W	56	7
Home	1972	7-	W	42	16
Away	1973	5-20	W	31	10
Home	1974	5-17	W	14	10
Away	1975	9-	L	20	34
Home	1976	11-9	L	10	31
Away	1977	3-7	W	19	9
Home	1978	-9	W	26	17
Away	1982	-1	W	31	16
Home	1983	18-	L	16	21
Home	1986		L	9	10
Away	1987	4-	L	22	30
Away	1988	5-	W	30	20
Home	1989	1-7	W	45	7
Away	1990	3-	W	31	22
Home	1991	7-12	W	42	7
Away	1992	14-	W	52	21
Home	1993	4-	W	44	0
Home	1996	14-	W	60	6
Away	1997		W	45	21
Away	1999		L	27	37
Home	2001		W	24	7
Home	2002	8-	W	14	6
Away	2003	-15	W	20	14
Home	2004	24-	L	38	41
Away	2005	-23	W	42	21
Home	2008		L (4ot)	33	36
Away	2009	-8	L	22	27
Home	2010		W	20	16
Away	2011		W	15	12
*Home	2012	4-	W (3ot)	29	26
Away	2013	24-	L	21	28
Away	2015	8-	W	42	30

* Excludes 20 regular-season wins and two postseason appearances later vacated under discretionary NCAA penalty; actual records were 12-1 in 2012 and 9-4 in 2013. See Rev. John I. Jenkins, C.S.C. statement (<https://president.nd.edu/writings-addresses/2018-writings/a-letter-from-the-president-on-the-ncaa-infractions-case/>). Actual series record is 48-21-1 (.693) (70 games played)

PRINCETON (2-0-0)

H: 0-0-0; A: 2-0-0; N: 0-0-0

Site	Year	Rank	Result	ND	Opp
Away	1923		W	25	2
Away	1924		W	12	0

PURDUE (*56-26-2)

H: *28-11-0; A: *27-14-2; N: 1-1-0

Home	1896		L	22	28
Away	1899		T	10	10
Home	1901		W	12	6
Away	1902		T	6	6
Away	1904		L	0	36
Away	1905		L	0	32
Away	1906		W	2	0
Away	1907		W	17	0
Away	1918		W	26	6
Away	1919		W	33	13
Home	1920		W	28	0
Away	1921		W	33	0
Away	1922		W	20	0
Home	1923		W	34	7
Home	1933		L	0	19

Home	1934		W	18	7
Home	1939		W	3	0
Home	1946	3-	W	49	6
Away	1947	1-	W	22	7
Home	1948		W	28	27
Away	1949	2-	W	35	12
Home	1950	1-	L	14	28
Home	1951	15-	W	30	9
Away	1952	-9	W	26	14
Away	1953	1-	W	37	7
Home	1954	1-19	L	14	27
Away	1955	11-	W	22	7
Home	1956	18-	L	14	28
Away	1957		W	12	0
Home	1958	11-15	L	22	29
Away	1959	8-	L	7	28
Home	1960	12-	L	19	51
Away	1961		W	22	20
Home	1962		L	6	24
Away	1963		L	6	7
Home	1964	9-	W	34	15
Away	1965	1-6	L	21	25
Home	1966	6-8	W	26	14
Away	1967	1-10	L	21	28
Home	1968	2-1	L	22	37
Away	1969	9-16	L	14	28
Home	1970	6-	W	48	0
Away	1971	2-	W	8	7
Home	1972	10-	W	35	14
Away	1973	7-	W	20	7
Home	1974	2-	L	20	31
Away	1975	9-	W	17	0
Home	1976		W	23	0
Away	1977	11-	W	31	24
Home	1978		W	10	6
Away	1979	5-17	L	22	28
Home	1980	11-9	W	31	10
Away	1981	13-	L	14	15
Home	1982	10-	W	28	14
Away	1983	5-	W	52	6
Hoosier Dome, Indianapolis	1984	8-	L	21	23
Away	1985		L	17	35
Home	1986		W	41	9
Away	1987	8-	W	44	20
Home	1988	8-	W	52	7
Away	1989	1-	W	40	7
Home	1990	1-	W	37	11
Away	1991	8-	W	45	20
Home	1992	6-	W	48	0
Away	1993	4-	W	17	0
Home	1994	8-	W	39	21
Away	1995	25-	W	35	28
Home	1996	9-	W	35	0
Away	1997	12-	L	17	28
Home	1998	t23-	W	31	30
Away	1999	16-20	L	23	28
Home	2000	21-13	W	23	21
Away	2001		W	24	18
Home	2002	23-	W	24	17
Away	2003	-22	L	10	23
Home	2004	-15	L	16	41
Away	2005	13-22	W	49	28
Home	2006	12-	W	35	21
Away	2007		L	19	33
Home	2008		W	38	21
Away	2009		W	24	21
Home	2010		W	23	12
Away	2011		W	38	10
*Home	2012	22-	W	20	17
*Away	2013	21-	W	31	24

Lucas Oil Stadium Indianapolis	2014	11-	W	30	14
--------------------------------	------	-----	---	----	----

* Excludes 20 regular-season wins and two postseason appearances later vacated under discretionary NCAA penalty; actual records were 12-1 in 2012 and 9-4 in 2013. See Rev. John I. Jenkins, C.S.C. statement (<https://president.nd.edu/writings-addresses/2018-writings/a-letter-from-the-president-on-the-ncaa-infractions-case/>). Actual series record is 58-26-2 (.686) (86 games played)

RICE (5-0-0)

H: 3-0-0; A: 2-0-0; N: 0-0-0

Away	1915		W	55	2
Away	1973	9-	W	28	0
Home	1974	6-	W	10	3
Home	1988	1-	W	54	11
Home	2014	17-	W	48	17

ROSE POLY (3-0-0)

H: 2-0-0; A: 1-0-0; N: 0-0-0

Home	1909		W	60	11
Away	1910		W	41	3
Home	1914		W	103	0

RUSH MEDICAL (3-0-1)

H: 3-0-1; A: 0-0-0; N: 0-0-0

Home	1894		W	18	6
Home	1897		T	0	0
Home	1899		W	17	0
Home	1900		W	5	0

RUTGERS (*4-0-0)

H: 2-0-0; A: 1-0-0; N: *1-0-0

Polo Grounds, New York	1921		W	48	0
Home	1996	10-	W	62	0
Away	2000	11-	W	45	17
Home	2002	8-	W	42	0
*Pinstripe Bowl, Bronx	2013	25-	W	29	16

* Excludes 20 regular-season wins and two postseason appearances later vacated under discretionary NCAA penalty; actual records were 12-1 in 2012 and 9-4 in 2013. See Rev. John I. Jenkins, C.S.C. statement (<https://president.nd.edu/writings-addresses/2018-writings/a-letter-from-the-president-on-the-ncaa-infractions-case/>). Actual series record is 5-0-0 (1.000) (5 games played)

SAN DIEGO STATE (1-0-0)

H: 1-0-0; A: 0-0-0; N: 0-0-0

Home	2008		W	21	13
------	------	--	---	----	----

ST. BONAVENTURE (1-0-0)

H: 1-0-0; A: 0-0-0; N: 0-0-0

Home	1911		W	34	0
------	------	--	---	----	---

SAINT LOUIS (3-0-0)

H: 1-0-0; A: 2-0-0; N: 0-0-0

Site	Year	Rank	Result	ND	Opp
Away	1912		W	47	7
Home	1922		W	26	0
Away	1923		W	13	0

ST. VIATOR (4-0-0)

H: 4-0-0; A: 0-0-0; N: 0-0-0

Home	1897		W	60	0
Home	1908		W	46	0
Home	1911		W	43	0
Home	1912		W	116	7

ST. VINCENT'S (CHICAGO) (1-0-0)

H: 0-0-0; A: 1-0-0; N: 0-0-0

Away	1907		W	21	12
------	------	--	---	----	----

SOUTH BEND ATHLETIC CLUB (1-0-1)

H: 1-0-1; A: 0-0-0; N: 0-0-0

Home	1901		T	0	0
Home	1901		W	22	6

SOUTH BEND COMMERCIAL ATHLETIC CLUB (1-0-0)

H: 1-0-0; A: 0-0-0; N: 0-0-0

Home	1896		W	46	0
------	------	--	---	----	---

SOUTH BEND H.S. (1-0-0)

H: 1-0-0; A: 0-0-0; N: 0-0-0

Home	1892		W	56	0
------	------	--	---	----	---

SOUTH BEND HOWARD PARK (1-0-0)

H: 1-0-0; A: 0-0-0; N: 0-0-0

Home	1900		W	64	0
------	------	--	---	----	---

SOUTH CAROLINA (3-1-0)

H: 1-1-0; A: 2-0-0; N: 0-0-0

Away	1976	12-19	W	13	6
Home	1979	14-	W	18	17
Away	1983		W	30	6
Home	1984	-11	L	32	36

SOUTH DAKOTA (5-0-0)

H: 3-0-0; A: 0-0-0; N: 2-0-0

Home	1913		W	20	7
Sioux Falls, S.D.	1914		W	33	0
Home	1915		W	6	0
Sioux Falls, S.D.	1916		W	20	0
Home	1917		W	40	0

SMU (10-3-0)

H: 6-1-0; A: 4-1-0; N: 0-1-0

Home	1930		W	20	14
Home	1939		W	20	19
Away	1949	1-	W	27	20
Home	1951	5-	L	20	27
Home	1953	2-	W	40	14
Away	1954	4-	W	26	14
Home	1955	11-	W	17	0
Away	1956	3-	L	13	19
Away	1957	10-	W	54	21
Away	1958	7-17	W	14	6
Aloha Stadium, Honolulu	1984	17-10	L	20	27
Home	1986		W	61	29
Home	1989	1-	W	59	6

STANFORD (*18-13-0)

H: *11-4-0; A: 6-9-0; N: 1-0-0

Site	Year	Rank	W/L	ND	Opp
Rose Bowl, Pasadena, Calif.	1924		W	27	10
Home	1942		W	27	0
Away	1963		L	14	24
Home	1964	2-	W	28	6
Home	1988	5-	W	42	14
Away	1989	1-	W	27	17
Home	1990	1-	L	31	36
Away	1991	8-	W	42	26
Home	1992	7-19	L	16	33
Away	1993	4-	W	48	20
Home	1994	8-	W	34	15
Away	1997	-19	L	15	33
Home	1998	t23-	W	35	17
Away	1999		L	37	40
Home	2000	25-	W	20	14
Away	2001	-13	L	13	17
Home	2002	9-	W	31	7

Away	2003	W	57	7
Home	2004	W	23	15
Away	2005	6-	W	38
Home	2006	12-	W	31
Away	2007		W	21
Home	2008		W	28
Away	2009		L	38
Home	2010	-16	L	14
Away	2011	22-4	L	14
*Home	2012	7-17	W (ot)	20
Away	2013	25-8	L	20
Home	2014	9-14	W	17
Away	2015	4-13	L	36
Home	2016		L	10
Away	2017	8-21	L	20

* Excludes 20 regular-season wins and two postseason appearances later vacated under discretionary NCAA penalty; actual records were 12-1 in 2012 and 9-4 in 2013. See Rev. John I. Jenkins, C.S.C. statement (<https://president.nd.edu/writings-addresses/2018-writings/a-letter-from-the-president-on-the-ncaa-infractions-case/>). Actual series record is 19-13-0 (.594) (32 games played)

SYRACUSE (5-3-0)

H: 2-1-0; A: 1-1-0; N: 2-1-0

Away	1914	W	20	0
Home	1961	-10	W	17
Yankee Stadium, Bronx	1963		L	7
Away	2003		L	12
Home	2005	6-	W	34
Home	2008		L	23
MetLife Stadium, N.J.	2014	8-	W	31
MetLife Stadium, N.J.	2016		W	50

TEMPLE (*2-0-0)

H: *1-0-0; A: 1-0-0; N: 0-0-0

*Home	2013	14-	W	28
Away	2015	9-21	W	24
Home	2017		W	49

* Excludes 20 regular-season wins and two postseason appearances later vacated under discretionary NCAA penalty; actual records were 12-1 in 2012 and 9-4 in 2013. See Rev. John I. Jenkins, C.S.C. statement (<https://president.nd.edu/writings-addresses/2018-writings/a-letter-from-the-president-on-the-ncaa-infractions-case/>). Actual series record is 3-0-0 (1.000) (3 games played)

TENNESSEE (4-4-0)

H: 2-2-0; A: 2-2-0; N: 0-0-0

Home	1978	14-	W	31
Away	1979	13-	L	18
Away	1990	1-9	W	34
Home	1991	5-13	L	34
Away	1999	24-4	L	14
Home	2001	-7	L	18
Away	2004	-9	W	17
Home	2005	8-	W	41

TEXAS (9-3-0)

H: 3-1-0; A: 4-1-0; N: 2-1-0

Site	Year	Rank	Result	ND	Opp
Away	1913		W	30	7
Away	1915		W	36	7
Home	1934		L	6	7
Away	1952	19-5	W	14	3
Home	1954	2-4	W	21	0
Cotton Bowl, Dallas	1969	9-1	L	17	21
Cotton Bowl, Dallas	1970	6-1	W	24	11
Cotton Bowl, Dallas	1977	5-1	W	38	10
Home	1995	21-13	W	55	27
Away	1996	9-6	W	27	24
Home	2015	11-	W	38	3

Away	2016	10-	L (2ot)	47	50
------	------	-----	---------	----	----

TEXAS A&M (3-2-0)

H: 1-0-0; A: 0-1-0; N: 2-1-0

Cotton Bowl, Dallas	1987	12-13	L	10	35
Cotton Bowl, Dallas	1992	5-4	W	28	3
Cotton Bowl, Dallas	1993	4-7	W	24	21
Home	2000	-23	W	24	10
Away	2001		L	3	24

TCU (1-0-0)

H: 1-0-0; A: 0-0-0; N: 0-0-0

Home	1972	13-	W	21	0
------	------	-----	---	----	---

TOLEDO ATHLETIC ASSOCIATION (1-0-0)

H: 1-0-0; A: 0-0-0; N: 0-0-0

Home	1904		W	6	0
------	------	--	---	---	---

TULANE (8-0-0)

H: 4-0-0; A: 4-0-0; N: 0-0-0

Home	1944		W	26	0
Away	1945	5-	W	32	6
Away	1946	2-	W	41	0
Home	1947	2-	W	59	6
Home	1949	1-4	W	46	7
Away	1950	10-	W	13	9
Away	1969	12-	W	37	0
Home	1971	8-	W	21	7

TULSA (0-1-0)

H: 0-1-0; A: 0-0-0; N: 0-0-0

Home	2010		L	27	28
------	------	--	---	----	----

UCLA (4-0-0)

H: 3-0-0; A: 1-0-0; N: 0-0-0

Home	1963		W	27	12
Home	1964	4-	W	24	0
Home	2006	10-	W	20	17
Away	2007	-	W	20	6

USC (*45-37-5)

H: *25-14-1; A: *18-23-4; N: 2-0-0

Away	1926		W	13	12
Soldier Field, Chicago	1927		W	7	6
Away	1928		L	14	27
Soldier Field, Chicago	1929		W	13	12
Away	1930		W	27	0
Home	1931		L	14	16
Away	1932		L	0	13
Home	1933		L	0	19
Away	1934		W	14	0
Home	1935		W	20	13
Away	1936	9-	T	13	13
Home	1937	9-	W	13	6
Away	1938	1-8	L	0	13
Home	1939	7-4	L	12	20
Away	1940		W	10	6
Home	1941	4-	W	20	18
Away	1942	8-14	W	13	0
Home	1946	2-16	W	26	6
Away	1947	1-3	W	38	7
Away	1948	2-	T	14	14
Home	1949	1-17	W	32	0
Away	1950		L	7	9
Away	1951	-20	W	19	12
Home	1952	7-2	W	9	0
Away	1953	2-20	W	48	14

Home	1954	4-17	W	23	17
Away	1955	5-	L	20	42
Away	1956	-17	L	20	28
Home	1957	12-	W	40	12
Away	1958	18-	W	20	13
Home	1959	-7	W	16	6
Away	1960		W	17	0
Home	1961	8-	W	30	0
Away	1962	-1	L	0	25
Home	1963	-7	W	17	14
Away	1964	1-	L	17	20
Home	1965	7-4	W	28	7
Away	1966	1-10	W	51	0
Home	1967	5-1	L	7	24
Away	1968	9-2	T	21	21
Home	1969	11-3	T	14	14
Away	1970	4-	L	28	38
Home	1971	6-	L	14	28
Away	1972	10-1	L	23	45
Home	1973	8-6	W	23	14
Away	1974	5-6	L	24	55
Home	1975	14-3	L	17	24
Away	1976	13-3	L	13	17
Home	1977	11-5	W	49	19
Away	1978	8-3	L	25	27
Home	1979	9-4	L	23	42
Away	1980	2-17	L	3	20
Home	1981	-5	L	7	14
Away	1982	-17	L	13	17
Home	1983		W	27	6
Away	1984	-14	W	19	7
Home	1985		W	37	3
Away	1986	-17	W	38	37
Home	1987	10-	W	26	15
Away	1988	1-2	W	27	10
Home	1989	1-9	W	28	24
Away	1990	7-18	W	10	6
Home	1991	5-	W	24	20
Away	1992	5-19	W	31	23
Home	1993	2-	W	31	13
Away	1994	-17	T	17	17
Home	1995	17-5	W	38	10
Away	1996	10-	L (ot)	20	27
Home	1997		L	17	20
Away	1998	9-	L	0	10
Home	1999		W	25	24
Away	2000	11-	W	38	21
Home	2001		W	27	16
Away	2002	7-6	L	13	44
Home	2003	-5	L	14	45
Away	2004	-1	L	10	41
Home	2005	9-1	L	31	34
Away	2006	6-3	L	24	44
Home	2007	-13	L	0	38
Away	2008	-5	L	3	38
Home	2009	-6	L	27	34
Away	2010		W	20	16
Home	2011		L	17	31
*Away	2012	1-	W	22	13
*Home	2013		W	14	10
Away	2014		L	14	49
Home	2015	14-	W	41	31
Away	2016	-12	L	27	45
Home	2017	13-11	W	49	14

* Excludes 20 regular-season wins and two postseason appearances later vacated under discretionary NCAA penalty; actual records were 12-1 in 2012 and 9-4 in 2013. See Rev. John I. Jenkins, C.S.C. statement (<https://president.nd.edu/writings-addresses/2018-writings/a-letter-from-the-president-on-the-ncaa-infractions-case/>). Actual series record is 47-37-5 (.556) (89 games played)

USF (0-1-0)

H: 0-1-0; A: 0-0-0; N: 0-0-0

Site	Year	Rank	Result	ND	Opp
Home	2011	16-	L	20	23

UTAH (1-0-0)

H: 1-0-0; A: 0-0-0; N: 0-0-0

Home	2010	-15	W	28	3
------	------	-----	---	----	---

VALPARAISO (1-0-0)

H: 1-0-0; A: 0-0-0; N: 0-0-0

Home	1920		W	28	3
------	------	--	---	----	---

VANDERBILT (2-0-0)

H: 1-0-0; A: 1-0-0; N: 0-0-0

Home	1995	24-	W	41	0
Away	1996	6-	W	14	7

VIRGINIA (2-0-0)

H: 0-0-0; A: 1-0-0; N: 1-0-0

Giants Stadium, N.J.	1989	2-	W	36	13
Away	2015	9-	W	34	27

VIRGINIA TECH (0-1-0)

H: 0-1-0; A: 0-0-0; N: 0-0-0

Home	2016		L	31	34
------	------	--	---	----	----

WABASH (10-1-0)

H: 6-1-0; A: 4-0-0; N: 0-0-0

Home	1894		W	30	0
Away	1903		W	35	0
Home	1904		W	12	4
Home	1905		L	0	5
Away	1908		W	8	4
Home	1909		W	38	0
Away	1911		W	6	3
Home	1912		W	41	6
Home	1916		W	60	0
Away	1918		W	67	7
Home	1924		W	34	0

WAKE FOREST (4-0-0)

H: 3-0-0; A: 1-0-0; N: 0-0-0

Away	2011		W	24	17
Home	2012	3-	W	38	0
Home	2015	6-	W	28	7
Home	2017	3-	W	48	37

WASHINGTON (8-0-0)

H: 4-0-0; A: 4-0-0; N: 0-0-0

Home	1948	2-	W	46	0
Away	1949		W	27	7
Away	1995	23-15	W	23	15
Home	1996	11-16	W	54	20
Home	2004		W	38	3
Away	2005	16-	W	36	17
Away	2008		W	33	7
Home	2009		W (ot)	37	30

WASHINGTON STATE (2-0-0)

H: 1-0-0; A: 0-0-0; N: 1-0-0

Home	2003	19-	W (ot)	29	26
AlamoDome, San Antonio	2009	-	W	40	14

WASHINGTON & JEFFERSON (1-0-0)

H: 0-0-0; A: 1-0-0; N: 0-0-0

Site	Year	Rank	Result	ND	Opp
Away	1917		W	3	0

WASHINGTON (ST. LOUIS) (1-0-0)

H: 1-0-0; A: 0-0-0; N: 0-0-0

Home	1936		W	14	6
------	------	--	---	----	---

WESTERN MICHIGAN (3-0-0)

H: 3-0-0; A: 0-0-0; N: 0-0-0

Home	1919		W	53	0
Home	1920		W	41	0
Home	2010		W	44	20

WESTERN RESERVE (1-0-0)

H: 0-0-0; A: 1-0-0; N: 0-0-0

Away	1916		W	48	0
------	------	--	---	----	---

WEST VIRGINIA (4-0-0)

H: 2-0-0; A: 1-0-0; N: 1-0-0

Fiesta Bowl, Tempe, Ariz.	1988	1-3	W	34	21
Home	1997	-22	W	21	14
Away	2000	20-	W	42	28
Home	2001		W	34	24

WISCONSIN (8-6-2)

H: 3-1-0; A: 4-3-2; N: 1-2-0

Away	1900		L	0	54
Milwaukee, Wis.	1904		L	0	58
Milwaukee, Wis.	1905		L	0	21

AMERICAN ATHLETIC

ND vs.	Won	Lost	Tied
Cincinnati	1	0	0
Connecticut	0	1	0
East Carolina	0	0	0
Houston	1	0	0
Memphis	0	0	0
*Navy	75	13	1
SMU	10	3	0
*Temple	2	0	0
Tulane	8	0	0
Tulsa	0	1	0
UCF	0	0	0
USF	0	1	0
*TOTALS	97	19	1

ATLANTIC COAST

ND vs.	Won	Lost	Tied
*Boston College	13	9	0
Clemson	1	2	0
Duke	3	2	0
Florida State	2	6	0
Georgia Tech	28	6	1
Louisville	0	1	0
*Miami (Fla.)	17	8	1
North Carolina	18	2	0
North Carolina State	1	2	0
Pittsburgh	47	21	1
Syracuse	5	3	0
Virginia	2	0	0
Virginia Tech	0	1	0
Wake Forest	4	0	0
*TOTALS	141	63	3

BIG TEN

ND vs.	Won	Lost	Tied
Illinois	11	0	1
Indiana	23	5	1
Iowa	13	8	3
Maryland	2	0	0
*Michigan	16	24	1
*Michigan State	47	29	1
Minnesota	4	0	1
Nebraska	7	8	1
Northwestern	37	9	2
Ohio State	2	4	0
Penn State	9	9	1
*Purdue	56	26	2
*Rutgers	4	0	0
Wisconsin	8	6	2
*TOTALS	239	128	16

BIG 12

ND vs.	Won	Lost	Tied
Baylor	2	0	0
Iowa State	0	0	0
Kansas	4	1	1
Kansas State	0	0	0
*Oklahoma	8	2	0
Oklahoma State	0	0	0
TCU	1	0	0
Texas	9	3	0
Texas Tech	0	0	0
West Virginia	4	0	0
*TOTALS	28	6	1

CONFERENCE USA

ND vs.	Won	Lost	Tied
Charlotte	0	0	0
Florida Atlantic	0	0	0
Florida International	0	0	0
Louisiana Tech	0	0	0
Marshall	0	0	0
Middle Tennessee	0	0	0
North Texas	0	0	0
Old Dominion	0	0	0
Rice	5	0	0
Southern Mississippi	0	0	0
UTEP	0	0	0
UTSA	0	0	0
Western Kentucky	0	0	0
TOTALS	5	0	0

MID-AMERICAN

ND vs.	Won	Lost	Tied
Akron	1	0	0
Ball State	0	0	0
Bowling Green	0	0	0
Buffalo	0	0	0
Central Michigan	0	0	0
Eastern Michigan	0	0	0
Kent State	0	0	0
Miami (Ohio)	2	0	0
Northern Illinois	0	0	0
Ohio	0	0	0
Toledo	0	0	0
Western Michigan	3	0	0
TOTALS	6	0	0

MOUNTAIN WEST

ND vs.	Won	Lost	Tied
*Air Force	23	6	0
Boise State	0	0	0
Colorado State	0	0	0
Fresno State	0	0	0
Hawaii	3	0	0
Nevada	2	0	0
New Mexico	0	0	0
San Diego State	1	0	0
San Jose State	0	0	0
Utah State	0	0	0
UNLV	0	0	0
Wyoming	0	0	0
*TOTALS	29	6	0

PACIFIC-12

ND vs.	Won	Lost	Tied
Arizona	2	1	0
*Arizona State	2	1	0
California	4	0	0
Colorado	3	2	0
Oregon	1	0	1
Oregon State	0	2	0
*Stanford	18	13	0
UCLA	4	0	0
*USC	45	37	5
Utah	1	0	0
Washington	8	0	0
Washington State	2	0	0
*TOTALS	90	56	6

SOUTHEASTERN

ND vs.	Won	Lost	Tied
*Alabama	5	1	0
Arkansas	0	0	0
Auburn	0	0	0
Florida	1	0	0
Georgia	0	1	0
Kentucky	0	0	0
LSU	7	5	0
Mississippi	1	1	0
Mississippi State	0	0	0
Missouri	2	2	0
South Carolina	3	1	0
Tennessee	4	4	0
Texas A&M	3	2	0
Vanderbilt	2	0	0
*TOTALS	28	18	0

VS. ALL OPPONENTS

Opponent	1st Gm	Last	W	L	T	ND	Opp.
Adrian	1912	1912	1	0	0	74	7
*Air Force	1964	*2013	*23	6	0	943	504
Akron	1910	1910	1	0	0	51	0
*Alabama	1973	*2012	5	1	0	112	86
Albion	1893	1898	3	1	1	110	31
Alma	1913	1916	4	0	0	196	0
American Medical Col.	1901	1905	5	0	0	362	0
Arizona	1941	1982	2	1	0	71	26
Arizona State	1998	2014	*2	1	0	107	81
Army	1913	2016	39	8	4	940	441
Baylor	1925	1998	2	0	0	68	3
Beloit	1896	1926	5	0	1	144	9
Bennett Medical Col.	1905	1905	1	0	0	22	0
*Boston College	1975	2015	*13	9	0	601	457
Butler	1911	1923	3	0	0	92	10
*BVU	1992	*2013	*4	2	0	200	114

Opponent	1st Gm	Last	W	L	T	ND	Opp.
California	1959	1967	4	0	0	138	27
Carlisle	1914	1914	1	0	0	48	6
Carnegie Tech	1922	1941	15	4	0	353	103
Case Tech	1916	1918	2	0	0	74	6
Chicago	1893	1899	0	4	0	11	83
Chicago Dental	1897	1897	1	0	0	62	0
Chicago Phys. & Surgeons	1895	1908	7	2	0	265	9
Christian Brothers	1913	1913	1	0	0	20	7
Cincinnati	1900	1900	1	0	0	58	0
Clemson	1977	2015	1	2	0	53	57
Coe	1927	1927	1	0	0	28	7
Colorado	1983	1994	3	2	0	136	74
Connecticut	2009	2009	0	1	0	30	33
Creighton	1915	1915	1	0	0	41	0
Dartmouth	1944	1945	2	0	0	98	0
DeLaSalle	1893	1893	1	0	0	28	0
DePauw	1897	1922	8	0	0	286	17
Detroit	1927	1951	2	0	0	60	6
Drake	1926	1937	8	0	0	278	20
Duke	1958	2016	3	2	0	149	89
Englewood (Chicago) H.S.	1899	1900	2	0	0	97	5
Florida	1991	1991	1	0	0	39	28
Florida State	1981	2014	2	6	0	161	207
Franklin	1906	1908	3	0	0	113	0
Georgia	1980	2017	0	2	0	29	37
Georgia Tech	1922	2015	28	6	1	840	376
Goshen	1900	1900	1	0	0	55	0
Great Lakes	1918	1945	1	2	2	69	85
Harvard (Chicago) Prep	1888	1888	1	0	0	20	0
Haskell	1914	1932	5	0	0	195	14
Hawaii	1991	2008	3	0	0	120	85
Highland Views	1896	1896	1	0	0	82	0
Hillsdale	1892	1908	4	0	1	102	20
Houston	1979	1979	1	0	0	35	34
Illinois	1898	1968	11	0	1	313	62
Illinois Cycling Club	1895	1895	1	0	0	18	2
Indiana	1898	1991	23	5	1	571	166
Indianapolis Artillery	1895	1895	0	1	0	0	18
Iowa	1921	1968	13	8	3	565	364
Iowa Pre-Flight	1942	1943	2	0	0	42	13
Kalamazoo	1893	1923	7	0	0	318	0
Kansas	1904	1999	4	1	1	157	50
Knox	1902	1907	1	1	0	27	16
Lake Forest	1899	1903	4	0	0	110	0
Lombard	1923	1925	3	0	0	123	0
LSU	1970	2018	7	5	0	232	245
Louisville	2014	2014	0	1	0	28	31
Loyola (Chicago)	1911	1911	1	0	0	80	0
Loyola (New Orleans)	1928	1928	1	0	0	12	6
Marquette	1908	1921	3	0	3	101	12
Maryland	2002	2011	2	0	0	67	21
Massachusetts	2015	2015	1	0	0	62	27
*Miami (Florida)	1955	2017	*17	8	1	582	495
Miami (Ohio)	1909	2017	2	0	0	98	17
*Michigan	1887	2014	*16	24	1	729	878
*Michigan State	1897	2017	*47	29	1	1634	1234
Minnesota	1925	1938	4	0	1	72	27
Mississippi	1977	1985	1	1	0	50	34
Missouri	1970	1984	2	2	0	66	54
Missouri Osteopaths	1903	1903	1	0	0	28	0
Morningside	1917	1919	2	0	0	27	6
Morris Harvey	1912	1912	1	0	0	39	0
Mount Union	1919	1919	1	0	0	60	7
Navy	1927	2017	*75	13	1	2484	1077
Nebraska	1915	2001	7	8	1	238	201
Nevada	2009	2016	2	0	0	74	10
North Carolina	1949	2017	18	2	0	554	255
North Carolina State	2002	2017	1	2	0	44	52
North Division H.S.	1905	1905	1	0	0	44	0

Opponent	1st Gm	Last	W	L	T	ND	Opp.
Northwestern	1889	2014	37	9	2	1050	390
Northwestern Law	1895	1895	1	0	0	20	0
Ohio Medical University	1901	1904	4	0	0	64	10
Ohio Northern	1908	1913	4	0	0	224	10
Ohio State	1935	2015	2	4	0	115	167
Oklahoma	1952	2013	*8	2	0	232	178
Olivet	1907	1910	3	0	0	128	4
Oregon	1976	1982	1	0	1	54	13
Oregon State	2000	2004	0	2	0	30	79
Pacific	1940	1940	1	0	0	25	7
Penn State	1913	2007	9	9	1	382	335
Pennsylvania	1930	1955	5	0	1	232	68
*Pittsburgh	1909	2015	*47	21	1	1896	1013
Princeton	1923	1924	2	0	0	37	2
*Purdue	1896	2014	*56	26	2	2041	1357
Rice	1915	2014	5	0	0	195	33
Rose Poly	1909	1914	3	0	0	204	14
Rush Medical	1894	1900	3	0	1	40	6
*Rutgers	1921	*2013	*4	0	0	197	17
San Diego State	2008	2008	1	0	0	21	13
Saint Louis	1912	1923	3	0	0	86	7
St. Bonaventure	1911	1911	1	0	0	34	0
St. Viator	1897	1912	4	0	0	265	7
St. Vincent's (Chicago)	1907	1907	1	0	0	21	12
South Bend Athletic Club	1901	1901	1	0	1	22	6
S.B. Comm. A.C.	1896	1896	1	0	0	46	0
South Bend High School	1892	1892	1	0	0	56	0
South Bend Howard Park	1900	1900	1	0	0	64	0
South Carolina	1976	1984	3	1	0	93	65
South Dakota	1913	1917	5	0	0	120	7
SMU	1930	1989	10	3	0	391	216
*Stanford	1924	2017	*18	*13	0	854	671
Syracuse	1914	2016	5	3	0	194	149
*Temple	2013	2017	*2	0	0	73	36
Tennessee	1978	2005	4	4	0	207	218
Texas	1913	2016	9	3	0	353	170
Texas A&M	1987	2001	3	2	0	89	93
TCU	1972	1972	1	0	0	21	0
Toledo Athletic Assoc.	1904	1904	1	0	0	6	0
Tulane	1944	1971	8	0	0	275	35
Tulsa	2010	2010	0	1	0	27	28
UCLA	1963	2007	4	0	0	91	35
*USC	1926	2017	*45	37	5	1769	1672
USF	2011	2011	0	1	0	20	23
Utah	2010	2010	1	0	0	28	3
Valparaiso	1920	1920	1	0	0	28	3
Vanderbilt	1995	1996	2	0	0	55	7
Virginia	1989	2015	2	0	0	70	40
Virginia Tech	2016	2016	0	1	0	31	34
Wabash	1894	1924	10	1	0	331	29
Wake Forest	2011	2017	4	0	0	138	61
Washington	1948	2009	8	0	0	294	99
Washington & Jefferson	1917	1917	1	0	0	3	0
Washington (St. Louis)	1936	1936	1	0	0	14	6
Washington State	2003	2009	2	0	0	69	40
Western Michigan	1919	2010	3	0	0	138	20
Western Reserve	1916	1916	1	0	0	48	0
West Virginia	1988	2001	4	0	0	131	87
Wisconsin	1900	1964	8	6	2	269	216
Yale	1914	1914	0	1	0	0	28
TOTALS			*885	*323	42	31,926	16,423

* Excludes 20 regular-season wins and two postseason appearances later vacated under discretionary NCAA penalty; actual records were 12-1 in 2012 and 9-4 in 2013. See Rev. John L. Jenkins, C.S.C. statement (<https://president.nd.edu/writings-addresses/2018-writings/a-letter-from-the-president-on-the-ncaa-infractions-case/>).

BOWL RECORD (*17-17)

Season	Bowl	Date	Opponent	Result	Score
1924	Rose	Jan. 1, 1925	Stanford	W	27-10
1969	Cotton	Jan. 1, 1970	Texas	L	17-21
1970	Cotton	Jan. 1, 1971	Texas	W	24-11
1972	Orange	Jan. 1, 1973	Nebraska	L	6-40
1973	Sugar	Dec. 31, 1973	Alabama	W	24-23
1974	Orange	Jan. 1, 1975	Alabama	W	13-11
1976	Gator	Dec. 27, 1976	Penn State	W	20-9
1977	Cotton	Jan. 2, 1978	Texas	W	38-10
1978	Cotton	Jan. 1, 1979	Houston	W	35-34
1980	Sugar	Jan. 1, 1981	Georgia	L	10-17
1983	Liberty	Dec. 29, 1983	Boston College	W	19-18
1984	Aloha	Dec. 29, 1984	SMU	L	20-27
1987	Cotton	Jan. 1, 1988	Texas A&M	L	10-35
1988	Fiesta	Jan. 2, 1989	West Virginia	W	34-21
1989	Orange	Jan. 1, 1990	Colorado	W	21-6
1990	Orange	Jan. 1, 1991	Colorado	L	9-10
1991	Sugar	Jan. 1, 1992	Florida	W	39-28
1992	Cotton	Jan. 1, 1993	Texas A&M	W	28-3
1993	Cotton	Jan. 1, 1994	Texas A&M	W	24-21
1994	Fiesta	Jan. 2, 1995	Colorado	L	24-41
1995	Orange	Jan. 1, 1996	Florida State	L	26-31
1997	Independence	Dec. 28, 1997	LSU	L	9-27
1998	Gator	Jan. 1, 1999	Georgia Tech	L	28-35
2000	Fiesta	Jan. 2, 2001	Oregon State	L	9-41
2002	Gator	Jan. 1, 2003	North Carolina State	L	6-28
2004	Insight	Dec. 28, 2004	Oregon State	L	21-38
2005	Fiesta	Jan. 2, 2006	Ohio State	L	20-34
2006	Sugar	Jan. 3, 2007	LSU	L	14-41
2008	Hawai'i	Dec. 24, 2008	Hawai'i	W	49-21
2010	Sun	Dec. 31, 2010	Miami (Fla.)	W	33-17
2011	Champs Sports	Dec. 29, 2011	Florida State	L	14-18
*2012	BCS N.C. Game	Jan. 7, 2013	Alabama	L	14-42
*2013	Pinstripe	Dec. 28, 2013	Rutgers	W	29-16
2014	Music City	Dec. 30, 2014	LSU	W	31-28
2015	Fiesta	Jan. 1, 2016	Ohio State	L	28-44
2017	Citrus	Jan. 1, 2018	LSU	W	21-17

* Excludes 20 regular-season wins and two postseason appearances later vacated under discretionary NCAA penalty; actual records were 12-1 in 2012 and 9-4 in 2013. See Rev. John L. Jenkins, C.S.C. statement (<https://president.nd.edu/writings-addresses/2018-writings/a-letter-from-the-president-on-the-ncaa-infractions-case/>).

1925 ROSE BOWL

Notre Dame 27, Stanford 10 January 1, 1925

Notre Dame coach Knute Rockne and the famed Four Horsemen brought a perfect 9-0 record to the West Coast to take on coach Pop Warner and Ernie Nevers of Stanford. Notre Dame's victory earned the Irish their first national championship and the first of four national crowns to come via bowl wins.

1970 COTTON BOWL

Texas 21, Notre Dame 17 January 1, 1970

Texas came in ranked first in both the Associated Press and United Press International polls with a perfect 10-0 record. Notre Dame stood eighth in the AP poll and ninth according to UPI with its 8-1-1 mark. Texas earned the national championship with its victory, but Notre Dame moved up to fifth in the final AP poll taken after the bowl games.

1971 COTTON BOWL

Notre Dame 24, Texas 11 January 1, 1971

Texas again came in ranked first in both the Associated Press and United Press International polls with a 10-0 mark and 30-game winning streak. Notre Dame stood 9-1 and was fifth in the UPI poll and sixth according to the AP. The Notre Dame victory dropped Texas to third in the final AP poll after the bowl games, while Notre Dame moved up to second behind Nebraska.

1973 ORANGE BOWL

Nebraska 40, Notre Dame 6 January 1, 1973

Nebraska came in with an 8-2-1 record, ranked ninth according to United Press International. Notre Dame, 8-2, came in ranked 12th in the UPI poll. The Nebraska victory vaulted the Huskers to fourth in the final AP poll after the bowls, while Notre Dame dropped to 14th.

1973 SUGAR BOWL

Notre Dame 24, Alabama 23 December 31, 1973

Alabama came in ranked first in both the Associated Press and United Press International polls with an 11-0 record. Notre Dame came in ranked third according to AP and fourth in the UPI poll with a 10-0 record. The Notre Dame victory left the Irish first in the AP poll after the bowls, while Alabama dropped to fourth.

1975 ORANGE BOWL

Notre Dame 13, Alabama 11 January 1, 1975

Alabama came in ranked first in the United Press International poll and second in the Associated Press poll with its 11-0 record. Notre Dame came in standing eighth in the UPI poll and ninth according to AP with its 9-2 record. The Notre Dame victory left Notre Dame sixth and Alabama fifth in the AP poll after the bowls. UPI also took its final tabulation after the bowl games for the first time and rated Alabama second and Notre Dame fourth.

1976 GATOR BOWL

Notre Dame 20, Penn State 9 December 27, 1976

Penn State came in tied for 20th in the polls with a 7-4 record. Notre Dame came in 13th in the United Press International poll and 15th in the Associated Press poll with an 8-3 record. The Notre Dame victory left the Irish 12th in both the final AP and UPI polls after the bowl games.

1978 COTTON BOWL

Notre Dame 38, Texas 10 January 2, 1978

Texas came in ranked first in both the Associated Press and United Press International polls with its perfect 11-0 record. Notre Dame came in ranked fifth by both AP and UPI with a 10-1 record. The Notre Dame victory elevated the Irish to first in both the AP and UPI polls taken after the bowls, while Texas dropped to fourth in AP and fifth in UPI.

1979 COTTON BOWL

Notre Dame 35, Houston 34 January 1, 1979

Houston came in ranked ninth according to the Associated Press and 11th according to United Press International with a 9-2 record. Notre Dame came in ranked ninth according to UPI and 10th according to AP with an 8-3 record. The Notre Dame victory left the Irish sixth in UPI and seventh in AP, while Houston dropped to 10th in AP and remained 11th in UPI.

1981 SUGAR BOWL

Georgia 17, Notre Dame 10 January 1, 1981

Georgia came in ranked first in both the Associated Press and United Press International polls with a perfect 11-0 record. Notre Dame came in seventh in AP and eighth in UPI with a 9-1-1 record. The Georgia victory kept the Bulldogs first in both polls, while Notre Dame dropped to ninth in AP and 10th in UPI.

1983 LIBERY BOWL

Notre Dame 19, Boston College 18 December 29, 1983

Boston College came in ranked 12th according to United Press International and 13th according to the Associated Press with a 9-2 record. Notre Dame came in unranked with a 6-5 record. The Notre Dame victory dropped the Eagles to 19th in AP and 20th in UPI, while Notre Dame remained unranked. The Irish, however, did finish 18th in the final New York Times computer rankings.

1984 ALOHA BOWL

SMU 27, Notre Dame 20 December 29, 1984

SMU came in ranked 10th according to both the Associated Press and United Press International with a 9-2 record. Notre Dame came in ranked 17th by AP and 18th by UPI with a 7-4 record. The SMU victory boosted the Mustangs to eighth in both final wire service polls, while Notre Dame dropped out of both polls.

1988 COTTON BOWL

Texas A&M 35, Notre Dame 10 January 1, 1988

Texas A&M came in ranked 13th according to both the Associated Press and United Press International with a 9-2 record. Notre Dame came in ranked 12th by AP and 14th by UPI with an 8-3 record. The Texas A&M victory boosted the Aggies to ninth in the final UPI polls and 10th according to AP. Notre Dame fell to 17th in the final AP poll and dropped out of the UPI rankings completely.

1989 FIESTA BOWL

Notre Dame 34, West Virginia 21 January 2, 1989

West Virginia came in ranked third according to both the Associated Press and United Press International with an 11-0 record. Notre Dame came in ranked first by both AP and UPI with an 11-0 record. The Notre Dame victory left the Irish atop both polls in the final rankings. West Virginia dropped to fifth in both final polls.

1990 ORANGE BOWL

Notre Dame 21, Colorado 6 January 1, 1990

Colorado came in ranked first in both the Associated Press and United Press International polls with its perfect 11-0 record. Notre Dame came in ranked fourth in both polls with an 11-1 record. The Notre Dame victory boosted the Irish to second in the final AP poll and third according to UPI. Colorado dropped to fourth in both polls.

1991 ORANGE BOWL

Colorado 10, Notre Dame 9 January 1, 1991

Colorado came in ranked first in both the Associated Press and United Press International polls with its 10-1-1 record. Notre Dame came in ranked fifth by AP and sixth by UPI with a 9-2 record. The Colorado victory left the Buffs first according to AP and second by UPI. Notre Dame finished sixth in both polls.

1992 SUGAR BOWL

Notre Dame 39, Florida 28

January 1, 1992

Florida came in ranked third according to the Associated Press and fourth according to USA Today/CNN with a 10-1 record. Notre Dame came in ranked 18th in both polls with a 9-3 record. The Notre Dame victory left the Gators seventh according to AP and eighth by USA Today/CNN. The Irish finished 12th according to USA Today/CNN and 13th by AP.

1993 COTTON BOWL

Notre Dame 28, Texas A&M 3

January 1, 1993

Texas A&M came in ranked third by USA Today/CNN and fourth by the Associated Press with a 12-0 record. Notre Dame came in ranked fifth in both polls with a 9-1-1 mark. The Irish victory put them fourth in the final polls and placed the Aggies sixth according to USA Today/CNN and seventh by AP.

1994 COTTON BOWL

Notre Dame 24, Texas A&M 21

January 1, 1994

Texas A&M came in ranked sixth by USA Today/CNN and seventh by the Associated Press with a 10-1 record. Notre Dame came in rated fourth by both Associated Press and USA Today/CNN with a 10-1 mark. The Notre Dame victory pushed the Irish to second in both polls. The Aggies dropped to eighth in both polls.

1995 FIESTA BOWL

Colorado 41, Notre Dame 24

January 2, 1995

Colorado came in ranked fourth by the Associated Press and fifth by USA Today/CNN with a 10-1 record. Notre Dame came in unranked with a 6-4-1 record. The Colorado victory left the Buffs third in both polls, while Notre Dame remained unranked.

1996 ORANGE BOWL

Florida State 31, Notre Dame 26

January 1, 1996

Florida State came in ranked eighth by both the Associated Press and USA Today/CNN with a 9-2 record. Notre Dame came in with a 9-2 mark and was ranked sixth by AP and ninth in USA Today/CNN. The victory by Florida State put the Seminoles fourth in the final AP poll and fifth in USA Today/CNN. Notre Dame finished 11th in AP and 13th in the USA Today/CNN.

1997 INDEPENDENCE BOWL

LSU 27, Notre Dame 9

December 28, 1997

LSU came in ranked 15th by both the Associated Press and USA Today/ESPN with an 8-3 record. Notre Dame came into the contest with a 7-5 mark and was unranked. The victory by LSU gave the Tigers a final ranking of 13th in both the AP and USA Today/ESPN poll.

1999 GATOR BOWL

Georgia Tech 35, Notre Dame 28

January 1, 1999

Georgia Tech came in ranked 12th by the Associated Press and 14th by USA Today/ESPN with a 9-2 record. Notre Dame came into the contest with a 9-2 mark and was ranked 17th by the Associated Press and 14th by USA Today/ESPN. The victory by Georgia Tech gave the 'Yellow Jackets a final ranking of ninth in the AP and 11th in the USA Today/ESPN. Notre Dame was ranked 22nd in both final polls.

2001 FIESTA BOWL

Oregon State 41, Notre Dame 9

January 1, 2001

Oregon State came in ranked fifth by the Associated Press and sixth by USA Today/ESPN with a 10-1 record. Notre Dame came into the contest with a 9-2 mark and was ranked 10th by both the Associated Press and USA Today/ESPN. The victory by Oregon State gave the Beavers a final ranking of fourth in the AP and fifth in the USA Today/ESPN poll. Notre Dame was ranked 15th in the AP poll and 16th in the final USA Today/ESPN poll.

2003 GATOR BOWL

NC State 28, Notre Dame 6

January 1, 2003

North Carolina State came in ranked 17th by both the Associated Press and USA Today/ESPN with a 10-3 record. Notre Dame came into the contest with a 10-2 mark and was ranked 11th by the Associated Press and 12th by USA Today/ESPN. The victory by North Carolina State boosted the Wolfpack to a final ranking of 12th in the AP and 11th in the USA Today/ESPN poll. Notre Dame was ranked 17th in both the AP poll and final USA Today/ESPN poll.

2004 INSIGHT BOWL

Oregon State 38, Notre Dame 21

December 28, 2004

Both teams (Notre Dame 6-5, Oregon State 6-5) entered the contest unranked by both national polls. Neither team appeared in the national rankings after the game.

2006 FIESTA BOWL

Ohio State 34, Notre Dame 20

January 2, 2006

Notre Dame entered the game with a 9-2 record and ranked fifth in the Associated Press and Harris polls, sixth in the USA Today and BCS standings. Ohio State entered the game with a 9-2 record and ranked fourth in the AP, Harris, USA Today and BCS standings. Ohio State's victory ended up ranking the Buckeyes fourth in both the AP and USA Today top 25. The Irish fell to ninth in the final AP voting and 11th in the USA Today listing.

2007 SUGAR BOWL

LSU 41, Notre Dame 14

January 3, 2007

Notre Dame entered the game with a 10-2 record and ranked 10th in the Harris Poll and BCS Standings, as well as 11th in the Associated Press and USA Today polls. LSU entered the game with a 10-2 record and ranked fourth in the AP, Harris, USA Today and BCS standings. The Tigers' victory ended up ranking LSU third in both the AP and USA Today top 25. The Irish fell to 17th in the final AP voting and 19th in the USA Today listing.

2008 HAWAII BOWL

Notre Dame 49, Hawai'i 21

December 24, 2008

Both teams (Notre Dame 6-6, Hawaii 7-5) entered the contest unranked by both national polls. The Irish snapped their NCAA-record nine-game bowl losing streak. Neither team appeared in the national rankings after the game.

2010 SUN BOWL

Notre Dame 33, Miami (Fla.) 17

December 31, 2010

Both teams (Notre Dame 7-5 Miami 7-5) entered the contest unranked by both national polls. Neither team appeared in the national rankings after the game.

2011 CHAMPS SPORTS BOWL

Florida State 18, Notre Dame 14

December 29, 2011

Notre Dame (8-4) entered the contest unranked by both national polls, while Florida State (8-4) was ranked 25th by both goals. The victory by the Seminoles gave Florida State a final ranking of 23rd in both the Associated Press and USA Today/ESPN polls.

*2013 BCS NATIONAL CHAMPIONSHIP GAME

Alabama 42, Notre Dame 14

January 7, 2013

Notre Dame entered the game with a *12-0 record and ranked first in the BCS standings, Associated Press and USA Today polls. Alabama entered the game with a 12-1 record and ranked second in the BCS standings, AP and USA Today polls. The Crimson Tide victory ended up ranking Alabama first in both the AP and USA Today top 25. The Irish fell to fourth in the final AP voting and third in the USA Today listing.

*2013 PINSTRIPE BOWL

Notre Dame 29, Rutgers 16

December 28, 2013

Notre Dame (*8-4) entered the game 25th in the Associated Press and BCS rankings. Rutgers was unranked at 6-6 entering the contest. The victorious Irish climbed to 20th in the final AP poll and 24th in the USA Today listing. The Scarlet Knights remained unranked.

2014 MUSIC CITY BOWL

Notre Dame 31, LSU 28

December 30, 2014

Notre Dame (7-5) entered the game unranked in the Associated Press or College Football Playoff Rankings. LSU (8-4) entered the game 22nd in the Associated Press and 23rd in the College Football Playoff Rankings. Neither team appeared in the national rankings after the game.

2016 FIESTA BOWL

Ohio State 44, Notre Dame 28

January 1, 2016

Notre Dame (10-2) entered the game ranked eighth in the Associated Press and College Football Playoff Rankings and ninth in the Amway Coaches Poll. Ohio State (11-1) entered the game seventh in the Associated Press and 23rd in the College Football Playoff Rankings and fifth in the Coaches Poll. The victorious Buckeyes finished the year ranked fourth in both the AP and coaches polls while the Irish were ranked 11th by the AP and 12th by the coaches in the final polls.

2018 CITRUS BOWL

Notre Dame 21, LSU 17

January 1, 2018

Notre Dame (9-3) entered the game ranked 14th in the Associated Press and College Football Playoff Rankings and 15th in the Amway Coaches Poll. LSU (9-3) entered the game 17th in the College Football Playoff Rankings, 16th in the Associated Press and 14th in the Coaches Poll. The victorious Irish finished the year ranked 11th in both the AP and coaches polls while the Tigers were ranked 18th by the AP and coaches in the final polls.

* Excludes 20 regular-season wins and two postseason appearances later vacated under discretionary NCAA penalty; actual records were 12-1 in 2012 and 9-4 in 2013. See Rev. John L. Jenkins, C.S.C. statement (<https://president.nd.edu/writings-addresses/2018-writings/a-letter-from-the-president-on-the-ncaa-infractions-case/>).

BOWL RECORDS

INDIVIDUAL GAME RECORDS

Rushing

- Rushing Attempts: 28, Allen Pinkett (111 yards) vs. Boston College, '83 Liberty
- Rushing Yards: 150, Jerome Bettis (16 attempts) vs. Florida, '92 Sugar
- Rushing Yards Per Attempt (min. 10 attempts): 9.4, Jerome Bettis (16 for 150) vs. Florida, '92 Sugar
- Rushing Touchdowns: 3, Jerome Bettis vs. Florida, '92 Sugar; Autry Denson vs. Georgia Tech, '99 Gator; Darius Walker vs. Ohio State, '06 Fiesta
- Longest Rush: 50, C.J. Prosise vs. LSU, '14 Music City

Passing

- Pass Attempts: 47, Tommy Rees (completed 27) vs. Rutgers, '13 Pinstripe
- Pass Completions: 29, Brady Quinn (attempted 45) vs. Ohio State, '06 Fiesta
- Completion Percentage (min. 10 attempts): .846, Jimmy Clausen (22 of 26) vs. Hawai'i, '08 Hawai'i
- Passing Yards: 401, Jimmy Clausen (22 of 26) vs. Hawai'i, '08 Hawai'i
- Most Yards Per Attempt: 19.4, Tony Rice vs. West Virginia (11 for 213), '89 Fiesta
- Most Yards Per Completion: 30.4, Tony Rice vs. West Virginia (7 for 213), '89 Fiesta
- Passes Had Intercepted: 4, Joe Montana vs. Houston, '79 Cotton
- Touchdown Passes: 5, Jimmy Clausen vs. Hawai'i, '08 Hawai'i

Receiving

- Pass Receptions: 10, Arnaz Battle (84 yards) vs. North Carolina State, '03 Gator
- Pass Reception Yards: 177, Golden Tate vs. Hawai'i, '08 Hawai'i
- Touchdown Receptions: 3, Golden Tate vs. Hawai'i, '08 Hawai'i
- Longest Pass: 81, DeShone Kizer to Will Fuller vs. Ohio State, '16 Fiesta

Total Offense

- Total Offense Attempts: 55, Brady Quinn (254 yards) vs. Ohio State, '06 Fiesta
- Total Offense Yards: 395, Jimmy Clausen (28 attempts) vs. Hawai'i, '08 Hawai'i

Scoring

- Points: 18, Elmer Layden (3 TDs) vs. Stanford, '25 Rose; Vagas Ferguson (3 TDs) vs. Texas, '77 Cotton; Jerome Bettis (3 TDs) vs. Florida, '92 Sugar; Bettis (3 TDs) vs. Texas A&M, '93 Cotton; Autry Denson (3 TDs) vs. Georgia Tech, '99 Gator; Darius Walker (3 TDs) vs. Ohio State, '06 Fiesta Bowl; Golden Tate (3 TDs) vs. Hawai'i, '08 Hawai'i
- Touchdowns: 3, Elmer Layden vs. Stanford, '25 Rose; Vagas Ferguson vs. Texas, '77 Cotton; Jerome Bettis vs. Florida, '92 Sugar; Bettis vs. Texas A&M, '93 Cotton; Autry Denson vs. Georgia Tech, '99 Gator; Darius Walker, '06 Fiesta; Golden Tate vs. Hawai'i, '08 Hawai'i
- Kicking Points: 17, Kyle Brindza vs. Rutgers (5 FGs, 2 XPs), '13 Pinstripe
- Extra Points: 7, Brandon Walker vs. Hawai'i, '08 Hawai'i
- Field Goals: 5, Kyle Brindza vs. Rutgers, '13 Pinstripe
- Longest Field Goal: 51, John Carney vs. SMU, '84 Aloha

Defense

- Most Unassisted Tackles: 18, Rod Smith vs. Florida, '92 Sugar
- Most Assisted Tackles: 10, Te'von Coney vs. LSU, '18 Citrus
- Most Total Tackles: 18, Rod Smith vs. Florida, '92 Sugar

Interceptions

- Interceptions: 3, Harrison Smith (16 yards) vs. Miami, Fla., '10 Sun
- Interception Yards: 148, Elmer Layden (2 returns) vs. Stanford, '25 Rose
- Longest Interception: 78, Elmer Layden vs. Stanford, '25 Rose

Punt Returns

- Punt Returns: 4, Dave Waymer (15 yards) vs. Houston, '79 Cotton; Joe Howard (42 yards) vs. SMU, '84 Aloha; Raghbi Ismail (68 yards) vs. Colorado, '91 Orange
- Punt Return Yards: 68, Raghbi Ismail (4 returns) vs. Colorado, '91 Orange
- Longest Punt Return: 41, Michael Floyd (1 return) vs. Florida State, '11 Champs Sports

Kickoff Returns

- Kickoff Returns: 6, Tim Brown (129 yards) vs. Texas A&M, '88 Cotton
- Kickoff Return Yards: 144, Clint Johnson (5 returns) vs. Florida, '92 Sugar
- Longest Kickoff Return: 96, Armando Allen vs. Hawai'i, '08 Hawai'i

Punting

- Punts: 8, Jim Yoder (366 yards) vs. Texas, '71 Cotton
- Punting Average: 48.5, Elmer Layden vs. Stanford, '25 Rose
- Longest Punt: 80, Elmer Layden vs. Stanford, '25 Rose

INDIVIDUAL CAREER RECORDS

Rushing

- Rushing Attempts: 57, Autry Denson (298 yards) in '96 Orange, '97 Independence, '99 Gator
- Rushing Yards: 298, Autry Denson (57 attempts) in '96 Orange, '97 Independence, '99 Gator
- Rushing Yards Per Attempt (min. 20 attempts): 5.7, Darius Walker (38 for 218) in '06 Fiesta, '07 Sugar
- Rushing Touchdowns: 5, Jerome Bettis in '91 Orange, '92 Sugar, '93 Cotton

Passing

- Pass Attempts: 109, Brady Quinn (completed 59) in '04 Insight, '06 Fiesta, '07 Sugar
- Pass Completions: 59, Brady Quinn (attempted 109) in '04 Insight, '06 Fiesta, '07 Sugar
- Completion Percentage (min. 20 attempts): .846, Jimmy Clausen (22 of 26) in '08 Hawai'i
- Passing Yards: 683, Tommy Rees (58 of 103) in '10 Sun, '11 Champs Sports, '13 Pinstripe
- Passes Had Intercepted: 5, Joe Montana in '78 Cotton, '79 Cotton
- Touchdown Passes: 5, Jimmy Clausen in '08 Hawai'i

Receiving

- Pass Receptions: 19, Jeff Samardzija (207 yards) in '04 Insight, '06 Fiesta, '07 Sugar
- Pass Reception Yards: 207, Jeff Samardzija (19 receptions) in '04 Insight, '06 Fiesta, '07 Sugar
- Touchdown Receptions: 4, Derrick Mayes in '93 Cotton, '94 Cotton, '95 Fiesta, '96 Orange

Total Offense

- Total Offense Attempts: 126, Brady Quinn (632 yards) in '04 Insight, '06 Fiesta, '07 Sugar
- Total Offense Yards: 663, Tommy Rees (110 att.) in '10 Sun, '11 Champs Sports, '13 Pinstripe

Scoring

- Points: 36, Jerome Bettis (6 TDs) in '92 Sugar, '93 Cotton
- Touchdowns: 6, Jerome Bettis in '91 Orange, '92 Sugar, '93 Cotton
- Kicking Points: 26, Kyle Brindza (6 FGs, 8 PATs) in '13 BCS Championship Game, '13 Pinstripe, '14 Music City
- Extra Points: 11, Dave Reeve in '75 Orange, '76 Gator, '78 Cotton
- Field Goals: 6, Kyle Brindza in '13 BCS Championship Game, '13 Pinstripe, '14 Music City

Returns

- Interceptions: 3, Harrison Smith (16 yards) vs. Miami, Fla., '10 Sun
- Interception Yards: 148, Elmer Layden (2 returns) in '25 Rose
- Punt Returns: 4, Dave Waymer (15 yards) in '76 Gator, '78 Cotton, '79 Cotton; Joe Howard (42 yards) in '83 Liberty, '84 Aloha; Raghbi Ismail (68 yards) in '91 Orange
- Punt Return Yards: 68, Raghbi Ismail (4 returns) in '91 Orange
- Kickoff Returns: 8, Tim Brown (217 yards) in '84 Aloha, '88 Cotton; Clint Johnson (203 yards) in '92 Sugar, '94 Cotton
- Kickoff Return Yards: 217, Tim Brown (8 returns) in '84 Aloha, '88 Cotton

Punting

- Punts: 16, Ben Turk (658 yards) in '10 Sun, '11 Champs, '13 BCS National Championship
- Punting Average: 48.5, Elmer Layden in '25 Rose

OPPONENT INDIVIDUAL GAME RECORDS

Rushing

- Rushing Attempts: 36, Herschel Walker (150 yards), Georgia, '81 Sugar
- Rushing Yards: 222, Rondell Mealey (34 attempts), LSU, '97 Independence
- Rushing Yards Per Attempt (min. 10 attempts): 13.0, Leonard Fournette (11 for 143), LSU, '14 Music City
- Rushing Touchdowns: 4, Ezekiel Elliott, Ohio State, '16 Fiesta
- Longest Rush: 89, Leonard Fournette, LSU, '14 Music City

Passing

- Pass Attempts: 58, Shane Matthews (completed 28), Florida, '92 Sugar
- Pass Completions: 28, Shane Matthews (attempted 58), Florida, '92 Sugar; Derek Anderson (attempted 45), Oregon State, '04 Insight
- Completion Percentage (min. 10 attempts): .714, AJ McCarron (20 of 28), Alabama, '13, BCS National Championship
- Passing Yards: 370, Shane Matthews (28 of 58), Florida, '92 Sugar
- Passes Had Intercepted: 3, Randy McEachern, Texas, '78 Cotton; Jacory Harris, Miami, Fla., '10 Sun; Chas Dodd, Rutgers, '13 Pinstripe
- Touchdown Passes: 4, Danny Kanell, Florida State, '96 Orange; Derek Anderson, Oregon State, '04 Insight; AJ McCarron, Alabama, '13 BCS National Championship

Receiving

- Pass Reception: 10, Jerricho Cotchery (127 yards), North Carolina State, '03 Gator
- Pass Reception Yards: 167, Ted Ginn Jr. (8 receptions), Ohio State, '06 Fiesta
- Touchdown Receptions: 3, Andre Cooper, Florida State, '96 Orange
- Longest Pass: 85, Troy Smith to Santonio Holmes, Ohio State, '06 Fiesta

Total Offense

- Total Offense Attempts: 65, Shane Matthews (397 yards), Florida, '92 Sugar
- Total Offense Yards: 397, Shane Matthews (65 attempts), Florida, '92 Sugar

Scoring

- Points: 24, Johnny Rodgers (4 TDs), Nebraska, '73 Orange; Ezekiel Elliott (4 TDs), Ohio State, '16 Fiesta
- Touchdowns: 4, Johnny Rodgers, Nebraska, '73 Orange
- Kicking Points: 16, Arden Czymewski (5 FGs, 1 PAT), Florida, '92 Sugar
- Extra Points: 6, Jeremy Shelley, Alabama, '13 BCS National Championship
- Field Goals: 5, Arden Czymewski, Florida, '92 Sugar
- Longest Field Goal: 47, Brandy Brownlee, SMU, '84 Aloha; Kyle Federico, Rutgers, '13 Pinstripe

Interceptions

- Interceptions: 3, Rod Johnson (36 yards), North Carolina State, '03 Gator
- Interception Yards: 37, Aric Williams (one interception), Oregon State, '04 Insight
- Longest Interception: 37, Aric Williams (one interception), Oregon State, '04 Insight

Punt Returns

- Punt Returns: 5, Willie Shelby (34 yards), Alabama, '75 Orange
- Punt Return Yards: 73, Jalin Marshall, Ohio State, '16 Fiesta
- Longest Punt Return: 52, Sammie Stroughter, Oregon State, '04 Insight

Kickoff Returns

- Kickoff Returns: 6, Eugene Napoleon, West Virginia, '89 Fiesta
- Kickoff Return Yards: 127, Janarion Grant, Rutgers, '13 Pinstripe
- Longest Kickoff Return: 100, Leonard Fournette, LSU, '14 Music City

Punting

- Punts: 11, Mark Malkiewicz (424 yards), Georgia, '81 Sugar
- Punting Average: 47.2, Shawn Powell (8 for 378), Florida State, '11 Champs Sports
- Longest Punt: 69, Greg Gantt, Alabama, '73 Sugar

TEAM RECORDS

- First Downs: 31 vs. Rutgers, '13 Pinstripe
- Rushing Attempts: 66 vs. Alabama (185 yards), '75 Orange
- Rushing Yards: 290 vs. Texas A&M (64 attempts), '93 Sugar
- Pass Attempts: 47 vs. Rutgers (27 completions), '13 Pinstripe
- Pass Completions: 29 vs. Ohio State (45 attempts), '06 Fiesta
- Completion Percentage (min. 10 attempts): .857 vs. Hawai'i (24 of 28), '08 Hawai'i
- Passing Yards: 413 vs. Hawai'i (24 of 28), '08 Hawai'i
- Passes Had Intercepted: 4 vs. Houston, '79 Cotton
- Touchdown Passes: 5 vs. Hawai'i, '08 Hawai'i
- Total Offense Attempts: 90 vs. Rutgers (494 yards), '13 Pinstripe

- Total Offense Yards: 494 vs. Rutgers (90 plays), '13 Pinstripe
- Fumbles Lost: 3 vs. Alabama, '73 Sugar; vs. Houston, '79 Cotton
- Total Turnovers: 7 vs. Houston (4 interceptions, 3 fumbles), '79 Cotton

OPPONENT TEAM RECORDS

- First Downs: 31 by LSU, '07 Sugar
- Rushing Attempts: 67 by Texas (331 yards), '70 Cotton
- Rushing Yards: 331 by Texas (67 yards), '70 Cotton
- Pass Attempts: 58 by Florida (completed 28), '92 Sugar
- Pass Completions: 28 by Florida (attempted 58), '92 Sugar; by Oregon State (attempted 45), '04 Insight
- Completion Percentage (min. 10 attempts): .714 by Alabama (20 of 28), '13 BCS National Championship
- Passing Yards: 370 by Florida (28 of 58), '92 Sugar
- Passes Had Intercepted: 5 by Stanford, '25 Rose
- Touchdown Passes: 4 by Florida State, '96 Orange; by Oregon State, '04 Insight; by Alabama, '13 BCS National Championship
- Total Offense Attempts: 91 by Florida (511 yards), '92 Sugar
- Total Offense Yards: 617 by Ohio State (64 plays), '06 Fiesta
- Fumbles Lost: 5 by Texas, '71 Cotton
- Total Turnovers: 8 by Stanford (5 interceptions, 3 fumbles), '25 Rose

ORANGE BOWL HALL OF FAME

- Ara Parseghian, 1980
- Dan Devine, 1993
- Lou Holtz, 1998
- Gene Corrigan, 2000
- Raghib Ismail, 2003
- Chris Zorich, 2009
- Barry Alvarez, 2016

ROSE BOWL HALL OF FAME

- Elmer Layden, 1992
- Knute Rockne, 2014

COTTON BOWL HALL OF FAME

- Joe Theismann, 2003
- Ara Parseghian, 2007
- Kris Haines, 2010
- Joe Montana, 2010
- Lou Holtz, 2012
- Bob Golic, 2016

GATOR BOWL HALL OF FAME

- Dan Devine, 1989
- John Lanahan, 1997 (Notre Dame graduate and former Gator Bowl president)
- Ross Browner, 1998
- Bob Golic, 2009

NATIONAL CHAMPIONSHIPS

The University of Notre Dame's longstanding historical success in football features 11 consensus national championships captured over the course of six different decades. The Irish title tradition dates back to Knute Rockne and the Four Horsemen who collaborated on Notre Dame's first consensus crown in 1924.

The national championship team in college football generally is considered to be the top-rated squad in the final polls issued each year by the poll of sportswriters and broadcasters (Associated Press) and the poll of coaches (United Press International through 1990, USA Today since 1991).

Since the AP began certifying the winner of the national crown in 1936, Notre Dame has won eight national championships (1943, '46, '47, '49, '66, '73, '77 and '88), second only to Alabama (10).

The coaches' poll has selected a national champion since 1950, including winners of Bowl Championship Series and College Football Playoff title games. Notre Dame has won three coaches' titles (1966, '77 and '88—all UPI crowns) during that period. The UPI poll was taken following the end of the regular season each year until the 1974 season, when the coaches first waited until the bowl games had been played to issue their final poll (a practice continued by the UPI poll's successor, USA Today).

In addition, the NCAA also recognizes national championships awarded by the Football Writers Association of America (FWAA), the National Football Foundation and the College Football Hall of Fame.

The FWAA has presented the Grantland Rice Award to the national champion since 1954, with Notre Dame teams earning the trophy four times (1966, '73, '77 and '88). The National Football Foundation and College Football Hall of Fame have presented the MacArthur Bowl to the national champion since 1959, with Notre Dame winning this honor five times (1964, '66—tie with Michigan State, '73, '77 and '88).

A variety of other rating systems have been recognized through the years in attempting to determine the nation's top college football team each season.

Including Notre Dame's 11 consensus national titles, there have been 21 seasons in which the Irish have qualified as a national champion from at least one legitimate poll.

Year	Team	Record	Coach	Selector
1924	Notre Dame	10-0	Knute Rockne	Bill, DS, Helms, Boand, FR, Houlgate, NCF, Poling
	Pennsylvania	9-1-1	Lou Young	Davis
1929	Notre Dame	9-0	Knute Rockne	Bill, DS, Dunkel, Boand, Helms, FR, NCF, Poling
	Pittsburgh	9-1	Jock Sutherland	Davis
	USC	10-2	Howard Jones	Houlgate
1930	Notre Dame	10-0	Knute Rockne	All but FR, tie for Davis
	Alabama	10-0	Wallace Wade	Davis (tie), FR
1943	Notre Dame	9-1	Frank Leahy	Unanimous
1946	Notre Dame	8-0-1	Frank Leahy	AP, Berry, Bill, Dunkel, LS, Devold, NCF, Helms (tie), Boand (tie), Poling (tie)
	Army	9-0-1	Red Blaik	Houlgate, FR, Boand (tie), Helms (tie), Poling (tie)
	Georgia	11-0	Wally Butts	WS
1947	Notre Dame	9-0	Frank Leahy	AP, WS, Helms (tie)
	Michigan	10-0	Fritz Csisler	Berry, Bill, Dunkel, LS, Houlgate, Helms (tie), Boand, FR, Devold, NCF, Poling
1949	Notre Dame	10-0	Frank Leahy	All but FR, Bill
	Oklahoma	11-0	Bud Wilkinson	FR, Bill
1966	Notre Dame	9-0-1	Ara Parseghian	AP, UPI, FWAA, Poling (tie), Dunkel, LS, Devold, FN, Matthews, Bill, NCF, Sag., NFFHF (tie), Helms (tie)
	Alabama	11-0	Paul "Bear" Bryant	Berry
	Michigan State	9-0-1	Duffy Daugherty	FR, Helms (tie), NFFHF (tie), Poling (tie)
1973	Notre Dame	11-0	Ara Parseghian	AP, FWAA, NFFHF, Helms, FN, NCF (tie)
	Alabama	10-1	Paul "Bear" Bryant	UPI, Berry
	Oklahoma	10-0-1	Barry Switzer	Bill, Dunkel, FR, Devold
1977	Michigan	10-0-1	Glenn "Bo" Schembechler	NCF (tie), Poling (tie)
	Ohio State	10-0-1	Woody Hayes	FACT, NCF (tie), Poling (tie), Sag.
	Notre Dame	11-1	Dan Devine	All but Berry, FACT (tie), FR (tie)
1978	Alabama	11-1	Paul "Bear" Bryant	FR (tie)
	Arkansas	11-1	Lou Holtz	FACT (tie)
	Texas	11-1	Fred Akers	Berry, FACT (tie)
1988	Notre Dame	12-0	Lou Holtz	All but Berry, Sag.
	Miami (Fla.)	11-1	Dennis Erickson	Berry, Sag.

Legend: ALD – Alderson System; AP – Associated Press; Berry – Berryman System; Bill – Billingsley Report; Boand – Boand System; CM – Colley Matrix; Davis – Parke H. Davis Ratings; DeVold – DeVold System; DS – Dickinson System; Dunkel – Dunkel System; FACT – Foundation for the Analysis of Competitions and Tournaments; FN – Football News; FR – College Football Researchers Association; FWAA – Football Writers Association of America; INS – International News Service; Helms – Helms Foundation; Hou – Houlgate System; LS – Litkenhous System; Matthews – Matthews Grid Ratings; NCF – National Championship Foundation; NYT – New York Times; NFFHF – National Football Foundation and Hall of Fame; Poling – Poling System; Sag – Sagarin Ratings; SI – Sports Illustrated; TSN – The Sporting News; USA – USA Today/ESPN; UPI – United Press International; WS – Williamson System.

Sources: Robert A. Rosiek, Dearborn Heights, Mich.; The National Championship Foundation, Germantown, N.Y.

1924

FOUR HORSEMEN HELP NOTRE DAME AND KNUTE ROCKNE ENJOY RIDE TO FIRST NATIONAL CHAMPIONSHIP

The 1924 Notre Dame football team will always be known best for *New York Herald Tribune* sportswriter Grantland Rice's account of the Notre Dame vs. Army game played October 18 at the Polo Grounds in New York:

"Outlined against a blue-gray October sky, the Four Horsemen rode again.

"In dramatic lore they are known as famine, pestilence, destruction, and death. These are only aliases. Their real names are Stuhldreher, Miller, Crowley, and Layden. They formed the crest of the South Bend cyclone before which another fighting Army team was swept over the precipice at the Polo Grounds this afternoon as 55,000 spectators peered down on the bewildering panorama spread out on the green plain below."

Quarterback Harry Stuhldreher, fullback Elmer Layden and halfbacks Jim Crowley and Don Miller were the cornerstone of a team considered one of the best in college football history.

The Fighting Irish won the Army game 13-7, as the Four Horsemen played magnificently. Miller rushed for 148 yards, Crowley for 102 and Layden for 60, while Stuhldreher orchestrated the offense masterfully from the quarterback position. It was the third victory of the season for the Irish, it came against a foe considered the toughest on the schedule, and it spurred the Irish on to a perfect 10-0 season and the school's first recognized national championship.


Rice's account led to near-mythic status for the Irish backfield, but the Seven Mules, who did the blocking, and the Shock Troops, who were perhaps the best second string in the game, played indispensable roles, too. Each week in 1924, seventh-year Notre Dame coach Knute Rockne started his second stringers, his Shock Troops.

When Rockne felt his Shock Troops had done their job, he brought in the Four Horsemen and the Seven Mules, a group so good "that the Holy Ghost couldn't have broken into that lineup," said Harry O'Boyle, a kicker and reserve halfback on the Shock Troops. Center Adam Walsh was the heart of the Seven Mules, a group that also included ends Ed Hunsinger and Chuck Collins, tackles Rip Miller and Joe Bach, and guards Noble Kizer and John Wiebel. Walsh characterized the win over Army with a late interception — which he made with two broken hands.

The combination of the Shock Troops, the Seven Mules and the Four Horsemen worked 10 times in 10 tries in 1924 against a national schedule that took the Irish to New York, Princeton, N.J., Madison, Wis., Soldier Field in Chicago and Pittsburgh during the regular season while giving them only four home games. In addition, at the end of the season, Rockne was able to convince the University administration to permit the football team to travel to California to play Stanford in the Rose Bowl, where the Irish clinched the Helms Athletic Foundation's national championship with a 27-10 victory.

In the Rose Bowl — Notre Dame's only bowl appearance until the team began making regular bowl trips with the 1970 Cotton Bowl — the Irish were faced with stopping an undefeated, once-tied Stanford team that included legendary coach Pop Warner and quarterback Ernie Nevers. Rockne was concerned his players might not be ready physically for the heat of the West Coast, so he arranged for a slow, cross-country train trip that included stops in Louisiana, Texas and Arizona so players would have time to adjust to warmer, more demanding weather.

It worked, as Elmer Layden scored Notre Dame's first touchdown on a three-yard run and returned interceptions of Nevers' passes 78



and 70 yards for two more touchdowns. The Irish took advantage of eight Stanford turnovers and made a critical goal-line stand in the fourth quarter to come up with the 17-point win.

"That would always be my favorite team," Rockne once said. "I think I sensed that the backfield was a product of destiny. At times they caused me a certain amount of pain and exasperation, but mainly they brought me great joy."

—Willie Shearer

IN THEIR WORDS

1924: 10-0-0

*On the gridiron fields of football fame,
Ride the four great horsemen of Notre Dame,
From Princeton East to Nebraska West
They have charged through the lines of the country's best
"They shall not pass," the Army cried,
But nothing could stop the horsemen's ride
On to victory and immortal fame
Still rise the four great horsemen of Notre Dame.
—Pittsburgh Gazette Times*

"There's a kick in Notre Dame; not alone in Notre Dame football, but in every effort, every endeavor, every activity that its men undertake. It is a training camp for more than famous backfields, mighty captains, invincible Horsemen. There's where the kick is — in the knowledge that America's acclaimed champions of the gridiron are the representatives of an ideal that works, and will work for all time to come, like a strong leaven in our national soul — the ideal of manliness, sportsmanship, chivalry, of friendly rivalry and inspiring competition."

—Charles Phillips

*Sing a song of Notre Dame,
Shout their praises wide.
Tell of Crowley's sturdy might,
Sing of Layden's stride.
Spread the news
of Miller's speed,
Speak of Walsh's game,
Fighters of the bulldog breed,
Here's to Notre Dame."
—Ford C. Frick*

1929

IRISH FOLLOW LEAD OF ELDER AND SAVOLDI TO UNDEFEATED 1929 SEASON

If the Great Depression wasn't reason enough for Notre Dame football partisans to be a little down, then the fact the Irish were without a home for the 1929 season was surely enough to bring some anxiety into the minds of both the team and its followers. Plans were underway at Notre Dame for a new stadium to be built, and 1929 was the transition year in which the Irish had no home.

That didn't keep Notre Dame from winning, however, something the team had accomplished only five times in nine tries in 1928. Knute Rockne had promised to return Notre Dame football in 1929 to what had become its customary level of excellence, homefield advantage or not. He would not be stopped from fulfilling that promise.

The closest the Irish came to having a home game in 1929 were three games contested at Soldier Field in Chicago. The Irish defeated Wisconsin there, 19-0 (October 19), Drake, 19-7 (November 9), and USC in the most important game of the year, 13-12, before 112,912 fans on November 16.

The lack of home turf was not the only major difficulty of the 1929 season for Notre Dame. The team's legendary coach was in battle with phlebitis, which doctors said stood a 50-50 chance of taking Rockne's life if he tried to coach that season. But coach the team he did, through one dramatic victory after another, either by telephone from a hospital bed or from a wheelchair on the sidelines.

Rockne's leg problems continued and the announcement was made that he would not accompany the team on its trip to Baltimore to face Navy. Line coach Tom Lieb took over for Rockne that day, as the Irish won 14-7. But back in South Bend, doctor's orders couldn't keep Rock away from practice at Cartier Field, where he set up his command post in his car and used a loudspeaker to direct activities.


By the time the USC contest rolled around, the Irish were 6-0, and recognized as one of the top teams in the nation. Running back Joe Savoldi had earned acclaim in the Wisconsin game with dazzling touchdown runs of 71 and 40 yards, and he provided the only score of the game in Notre Dame's 7-0 win at Carnegie Tech on October 26.

When the Irish faced USC at Soldier Field on November 16, Rockne's status was as bad as ever, but the team needed him. The Notre Dame-USC tradition was already a great one, and the first half foretold the kind of game everyone expected, with the teams battling to a 6-6 tie. In the locker room, the Fighting Irish were in desperate need of one of Rock's famous speeches, but he was nowhere to be found. So former Irish running back Paul Castner stepped up to do what he could, and in the middle of his oration, who should two Irish managers wheel into the room but Rockne himself.

He was in great pain and had undergone quite a strain — not only from making the trip to Chicago but also from watching his team struggle in the first half. He gave an impassioned speech with what strength he had, during which a blood clot in one leg broke loose, passed through his heart and settled safely in the other leg. His speech worked, as the Irish escaped Chicago with a 13-12 win and an unblemished 7-0 record.

The Irish still had traditional foes Northwestern and Army left. Northwestern fell relatively easy as the Irish posted a win on the Wildcats' home field. But the November 30 matchup with Army at Yankee Stadium proved to be a real battle.

The game was played on turf that was frozen solid, and neither team was able to accomplish anything. It was eight degrees at gametime and a biting wind cut across the field as the players



dashed out for the opening kickoff.

The first quarter was scoreless, but in the second period Army drove deep into Irish territory. When Red Cagle lofted a pass for his end, Carl Carlmark, it looked like a certain score for the Cadets. But Notre Dame's Jack Elder came out of nowhere to snatch the ball away. He took it 93 yards for the game's only touchdown. The extra point was added to make it 7-0 Irish, and that's the way it stayed.

Notre Dame was 9-0 and the season was over. The team had survived without a home, Rockne had survived his illness and Notre Dame had its second national championship.

—Willie Shearer

IN THEIR WORDS

1929: 9-0-0

"Yeah, fair, just fair."

— Knute Rockne on the prospects of his 1929 team

"Keep on going, Joe! Don't stop when you are tackled! Keep those legs going! Don't stop even when you are on the ground with half of the other team on top of you. Keep on going until you can't wiggle a toe! Don't stop till the referee takes the ball from you. Keep on going, keep on going!"

— Jack Chevigny, assistant coach, to Joe Savoldi, who scored two TDs against Wisconsin

"Notre Dame football is, apparently, too much in demand to allow any appreciable let-up in the matter of booking straight high-grade attractions through the season. Rockne tries hard to say no to the various schedule-makers who want Notre Dame on their cards, but they all want the Irish so intensely that it's hard to turn 'em down. Besides, Rock's natural tendency is to 'take 'em all on!'"

— John W. Stahr in his "Lookin' On" column

Here Come the Irish

The Fighting Irish

Coaches and Staff

2016 Season in Review

History and Records

University and Media Information

1930

ANOTHER NATIONAL CHAMPIONSHIP FINDS A HOME IN NOTRE DAME STADIUM

Brand new stadium, same old result — another national championship for the Notre Dame football team.

The 1930 football season marked the opening of Notre Dame Stadium, just another in the long line of Knute Rockne masterpieces, only this was a football stadium instead of a team. With typical meticulousness, he had supervised every minute detail of the construction of the stadium.

In addition, Rockne had for the first time a full-time equipment manager, a trainer, a doctor who traveled with the team, a business manager, several secretaries, a staff to handle the complex sale and distribution of tickets. On top of all that, Rockne was healthy again. The doctors at the Mayo Clinic had given him a thorough going-over from head to foot during the offseason and had given him a clean bill of health.

All the Rock had to do was coach, and what a job he did.

On October 4, 1930, the Fighting Irish opened their season in the imposing new stadium — an impressive amphitheatre of dull red brick trimmed with limestone. Rockne had the original sod from Cartier Field transplanted just for good measure.

The Irish christened the good earth with a 20-14 win over Southern Methodist. The stadium was officially dedicated the following week, as Notre Dame trounced Navy, 26-2. In the third week of the season, Notre Dame played its third straight home game, defeating Carnegie Tech, 21-6, to cap off a successful first homestand.


Preseason prognosticators across the country considered the 1930 Notre Dame team to be Rockne's strongest yet. Rockne had said as much himself prior to the start of the season, and he had good reason for such high expectations. Frank Carideo, Markey Schwartz, Marty Brill, and Jumpin' Joe Savoldi made up a latter day version of the Four Horsemen in the backfield, and all of them earned All-America status on one team or another for that season. The Fighting Irish were not only stocked with an explosive collection of running backs, but the team also sported a tremendous crew of linemen. Center Tommy Yarr, guards Nurdy Hoffman and Brent Metzger, tackles Joe Kurth and Al Culver and end Tom Conley all made All-America teams either that season or the following one.

The Irish left home three times in the fourth through eighth weeks of the season but continued to roll. Notre Dame traveled to Pitt and beat the Panthers, 35-19. A 27-0 romp over Indiana followed, before the Irish visited a 60-20 walloping on the Quakers of Pennsylvania. Marty Brill, who had transferred to Notre Dame from Pennsylvania, played the greatest game of his career that day, breaking loose for three touchdowns on runs of 45, 52 and 65 yards.

The Notre Dame winning streak stood at 15 games over two seasons, and it quickly grew to 17 as the Irish sprinted past Drake and Northwestern. All that remained between Notre Dame and another national title were games against Army and USC.

On a November 29 afternoon that saw rain and sleet turn Soldier Field into a swamp, the Cadets and the Irish squared off, and it appeared that neither team was going to budge. Near the end of the game, however, Schwartz broke loose for a 54-yard scoring run. The all-important extra point gave the Irish a 7-0 lead. Army scored quickly thereafter, though, on a blocked punt, and it appeared that things would be knotted up. But Notre Dame blocked the extra point, and that's the way it ended.

To finish off the season, Rockne used all his psychological expertise in a ploy that helped the Irish get ready for USC. Injuries during the season left the team with only one healthy fullback, Dan Hanley. So Rock decided to turn Bucky O'Connor, a second-team halfback, into a first-string fullback. However, in practice, Rock had O'Connor and Hanley trade jerseys, and not a single soul suspected anything unusual.



When the game got underway, Notre Dame had one of the speediest fullbacks the Trojan defense had ever seen. O'Connor scored two touchdowns, including one on an 80-yard dash, and the Irish dominated the favored home team to the tune of 27-0.

It was a fitting script to what turned out to be Rockne's final game as the Notre Dame head football coach. The team won its second consecutive national championship, and the following March Rockne died in a plane crash in Kansas.

— Willie Shearer

IN THEIR WORDS

1930: 10-0-0

"I asked them, before the game, to do the best they could and they played perfectly. A coach can't ask more than that."

— Knute Rockne on his team's performance against USC

"The 1930 backfield has plenty of the guile and also the heft and the bone and sinew to smash on when guile won't do. When they have to, those boys simply tramp them down."

— Knute Rockne

1943

IRISH MARCH TO 9-1 MARK AND FOURTH CONSENSUS NATIONAL CHAMPIONSHIP BEHIND HEISMAN WINNER ANGELO BERTELLI AND FRANK LEAHY'S T-FORMATION

At the beginning of the 1943 season many experts called Notre Dame's schedule its most difficult in school history. The Irish faced seven teams that season that were ranked among the nation's top 13 teams in the year's final Associated Press poll.

Frank Leahy's squad only had two returning starters from the '42 squad that finished 7-2-2. To make matters worse, seven of the 10 games in '43 were on the road.

The Irish were still in the early stages of adjusting to the T-formation, which Leahy installed the season before, moving away from the traditional Notre Dame "Box Formation." The new offense enabled the '43 team to score 340 points, 156 more than the season before. The T-formation also led to the emergence of Angelo Bertelli, who moved from tailback to quarterback to lead the Irish offense.

Bertelli led the Irish to a 6-0 start as the team outscored its opponents 261-31. Included in that stretch were key victories over second-ranked Michigan and third-ranked Navy.

A record crowd of 85,688 witnessed the 35-12 Irish win in Ann Arbor. Bertelli was brilliant, completing five of eight passes for two touchdowns while All-America running back Creighton Miller averaged 16 yards per play against Michigan.

Led by Bertelli and All-America tackle Jim White, both of whom finished in the top 10 in the Heisman balloting that year, the Irish rolled to a 50-0 victory over Wisconsin and a 47-0 bashing of Illinois following the win over Michigan, to extend their record to 5-0.

Those wins were followed by a colossal matchup between top-ranked Notre Dame and third-ranked Navy in Cleveland. The Irish cruised to a 33-6 win but lost their quarterback. The Marine Corps called Bertelli into service with four games left in the season.

Leahy called on a sophomore to be Bertelli's replacement in the following week's game against Army, the third-ranked team in the country that week.

All Bertelli's replacement did was throw for two touchdowns, run for another and intercept a pass to lead the Irish to a 26-0 win. A new star was born—the incomparable John Lujack.

With Lujack calling the signals, the Irish defeated two more top-10 teams in the following two weeks, Northwestern and Iowa Pre-Flight.

All that stood between Leahy's first undefeated and untied season was Great Lakes, a team the Irish had tied in their two previous meetings during the 1918 and 1942 seasons.

Notre Dame scored first but trailed 12-7 late in the fourth quarter. Miller capped off an 80-yard drive with a touchdown to put the Irish ahead 14-12 with 1:05 to play.

With 33 seconds remaining, Great Lakes quarterback Steve Lach connected on a 46-yard pass to Paul Anderson, who fielded the ball at the six-yard line and then went into the end zone for the game-winning score, ruining Notre Dame's perfect season.

After the game, Leahy told his team, "You're still champions to me, boys. You fought your hearts out every inch of the way in the greatest drive I've ever seen. Nobody is to blame for that last Great Lakes touchdown. It was just a fine play, splendidly executed."

Despite the season-ending loss, Notre Dame picked up several awards that would become commonplace for the school. The Irish were crowned national champions by the Associated Press for the first time and Bertelli became the first Notre Dame player to win the Heisman Trophy.

Bertelli easily outdistanced Bob O'Dell of Pennsylvania and Otto Graham of Northwestern for the Heisman.

— Jeff Spelman



IN THEIR WORDS

1943: 9-1-0

"They had speed, power and deception in their attack, and they looked like one of the best teams I have seen in years."

— Georgia Tech coach Bill Alexander

"Even the business manager was calling friends and asking if they had an extra ticket. Not even the scalpers had any; you couldn't buy one from them for love nor money for the simple reason that they didn't have any."

— Jim Costin, South Bend Tribune sports editor

"It would be most ungracious for me to say that the 1943 team, which I coach, was better than the 1929 team on which I played. What would my old teammates think of me if I said such a thing? There is honor and glory enough for all Notre Dame teams, winning or losing, and I, for one, refuse to be drawn into any arguments over which was the 'best' Notre Dame team. They are all great in my book. But, it would be unfair for me and most unkind to my present players, however, if I did not give them the credit they so richly deserve."

— Frank Leahy

1946

LEAHY RETURNS FROM SERVICE TO LEAD IRISH TO FIRST OF FOUR CONSECUTIVE UNDEFEATED SEASONS

World War II had finally ended and the United States was ready to think about something more pleasant than international conflict for a change — like Notre Dame football. The year was 1946, the coach was hard-driving Frank Leahy and it was the beginning of a dynasty for Notre Dame football.

In 1943, Leahy had guided the Fighting Irish to their first wire-service national championship, and fourth overall, behind Heisman Trophy winner Angelo Bertelli and future Heisman winner John Lujack. World War II took many football players from college, including Bertelli in the middle of his Heisman campaign in '43, but many returned to the gridiron after the war ended, including Lujack, who would go on to win the Heisman in 1947.

For the players who returned to Notre Dame in '46, losing a college football game was not to be one of their post-war experiences. From 1946 to 1949, Notre Dame went 36-0-2 and won three national championships in one of the most successful four-year periods in college football history.

The 1946 season started it all. Halfback Terry Brennan and linemen Bill Walsh, Bill Fischer and John Mastrangelo were among the group of returnees from the previous season. There were several new faces who came to Notre Dame after Navy hitches had interrupted their respective careers at Holy Cross and Texas A&M. There were also players for whom the war had postponed college football, like end Jim Martin and running back Emil (Red) Sitko, and there were freshmen like Leon Hart. Returning to Notre Dame along with Lujack were veterans such as tackle Zygmunt (Ziggy) Zarowski, end Jack Zilly, and fullback Jim Mello. Even Leahy was coming back to Notre Dame after a couple years in the service.

Leahy was a perfectionist and strict disciplinarian, and enduring his practices wasn't much more fun than being a soldier. But it sure produced results. The Irish usually had two separate platoons ready for each game, and often the first string didn't play much more than half the game. On the football field, the Irish had strength in numbers, and Leahy fought a war of attrition.


The season began with the Irish routing their first five opponents — Illinois, which went on to win the Western (now Big Ten) conference championship, Pittsburgh, Purdue, Iowa and Navy before facing top-ranked Army. Coached by the great Earl (Red) Blaik and featuring Doc Blanchard and Glenn Davis in the backfield, Army had won two straight national championships and 25 straight games, including two defeats of Notre Dame in the previous two seasons by a combined score of 107-0.

The showdown was set for November 9 in Yankee Stadium where 74,121 fans turned out to see a 0-0 tie. Notre Dame advanced to the Army four-yard line in the second quarter for the game's deepest scoring threat, but the Cadets held on downs. Blanchard broke into the clear once and appeared to be headed for a score, but an open-field tackle by Lujack saved the Irish from defeat.

Army retained its top ranking in the Associated Press poll after the game. But the Irish walloped their final three opponents by a combined score of 94-6 and were named national champions in the final poll of the season. When the smoke cleared, the Irish found themselves the nation's statistical leaders in total offense (441.3 yards per game), rushing offense (340.1 yards per game), total defense (141.7 yards per game) and scoring defense (2.7 points per game) and had allowed only Illinois, Purdue, Iowa, and USC to score points against them. For the season, Notre Dame outscored its opponents 271 to 24 in nine games.

It was only the beginning.

— Willie Shearer



IN THEIR WORDS

1946: 8-0-1

"Prayers work better when the players are big."

— Frank Leahy on the cover of *Time* magazine Oct. 14, 1946

"I have told our players that they can expect the same thing (losing a game) to happen to them at any time if they let down or get to believing they are the champions after playing only one game."

— Frank Leahy

"Fifty-nine and forty-eight, this is the year we retaliate!"

— *Impromptu battle cry fashioned by the squad after the 1944 and 1945 losses to Army*

"You know, we started to plan for the national championship when spring practice opened last April. I told the boys that I thought we could make it, but that it would take hard work and lots of it; long, tiresome hours of sweat and toil on the practice field. The players dug in right from the start and gave everything they had and were rewarded with the national championship."

— Frank Leahy

"A team that won't be beat can't be beat. That's the story of the Army-Notre Dame scoreless battle in Yankee Stadium."

— Bill Corum, *New York Herald-American*

"A new Notre Dame football comet soared over the gridiron of Memorial Stadium this afternoon and crushed Illinois' championship hopes into dying embers, 26-6. It is a comet which promises to grow in brilliance as the season progresses and eventually light up the gridiron picture with victories over Navy, Army, Northwestern and Southern California for an undisputed national title."

— Gene Kessler, *Chicago Times*

1947

DOMINATING '47 SQUAD RUNS TO PERFECT RECORD AS HEISMAN WINNER LUJACK HEADS LIST OF ALL-STARS

In any discussion of college football's greatest teams, one team that always comes to mind is the 1947 Notre Dame squad. The Irish never trailed in any game that year and compiled a 9-0 record, their first unblemished record in 17 years.

Notre Dame held its opponents to under six points a game while averaging over 32 points. Only one team — Northwestern — scored more than one touchdown against the Irish that year. But maybe the most impressive note about the squad is that it sent 42 players to professional football.

The mainstays on that team included consensus All-Americans George Connor, Bill Fischer and John Lujack, who won the Heisman Trophy that year. The team also included future Heisman winner Leon Hart and the man who later succeeded Leahy as head coach of the Irish, Terry Brennan.

The Irish began the season with six turnovers against Pittsburgh, but Lujack scored three times to lead Notre Dame to an easy 40-6 win. Leahy's squad stumbled a little bit in the next game, too, but came out ahead of Purdue, 22-7.

Notre Dame then exploded for three consecutive shutouts over Nebraska (31-0), Iowa (21-0) and Navy (27-0). The win over the Cornhuskers avenged a 17-0 loss that Knute Rockne's 1925 squad suffered to Nebraska, the last time the two schools had met.

Following three impressive shutouts, the Irish faced Army, a team that had become such a fierce rival in previous years that the series was discontinued for 10 years after the 1947 game. The two teams battled to a 0-0 tie in 1946 in one of the most famous games in Notre Dame history.

Notre Dame entered the game as the top-ranked team in the country while Army was rated eighth. The Irish struck first when Brennan broke loose for a 97-yard kickoff return. Notre Dame built a 20-0 lead before Army finally scored. The Irish won 27-7 before a record crowd of 59,171 at Notre Dame Stadium.

The next week was the only close game of the year. Northwestern became the only team in 1947 to come within two touchdowns of the Irish as Notre Dame won 26-19.

The Irish ended the season with a 59-6 thrashing of Tulane and an impressive 38-7 win over third-ranked Southern California. When the final national polls came out, Notre Dame was No. 1 for the second straight year.

Just how good was this '47 team? Well, consider that several of the first-string players that year (such as Brennan) didn't even try out for professional football but opted to coach instead.

The great '47 squad also included six players who were elected into the National Football Foundation Hall of Fame — Lujack, Connor, Hart, Fischer, Sitko and Ziggy Czarowski. And to top that off, their coach, Frank Leahy, wound up the second winningest coach in college history just behind his mentor, Knute Rockne.

The Boston Herald called the '47 Irish team, "the greatest Notre Dame squad of all time. Its third string could whip most varsities."

The immortal sportswriter Grantland Rice added after the final game of the season, "There no longer is any doubt as to the best team in college football, it happens to be Notre Dame. College football never before has known a team so big, so fast and so experienced."

His words may still hold true today.

— Willie Shearer



IN THEIR WORDS

1947: 9-0-0

"Yes, if they let us use the two-team system — two teams at one time."
— Henry Frank, Tulane coach, when asked if his squad had a chance to upset Notre Dame.

"Be a fighter, gents. Not only out there on the football field, but out in life as well."
— Frank Leahy 1946

Here Come the Irish

The Fighting Irish

Coaches and Staff

2016 Season in Review

History and Records

University and Media Information

1949

IRISH EXCEED ALL EXPECTATIONS WITH THIRD TITLE UNDER LEAHY

November 15, 1945, ranks as one of the most important dates in Notre Dame football history. Check the record books, though, and you won't find one of the greatest games in Irish history played on that day.

November 15, 1945, was a Thursday, not a Saturday, and that was the day Lieutenant Frank Leahy was discharged from the Navy. He returned to Notre Dame campus, signed a 10-year contract and began what was to be one of the most successful four-year runs in college football history.

The 1946 and 1947 seasons brought national championships to Notre Dame. The 9-0-1 1948 team was runner-up to Michigan. But a national championship in 1949 would allow Notre Dame to close the decade in magnificent style.

And that is exactly what happened. Notre Dame went 10-0 which made for a four-year mark of 36-0-2. End Leon Hart won the Heisman Trophy and Leahy had his fourth championship and the school's seventh.

Before the season, however, nobody expected a championship team to emerge from the South Bend campus. The Irish needed somebody to emerge as a leader and attention was focused on Hart, already recognized as the finest end in the college game, along with Emil Sitko, Larry Coutre and co-captain Jim Martin. But most observers agreed that the Fighting Irish would need more than that.

Soon enough, they got it. In the sixth game of the season, against Michigan State on November 5, quarterback Bob Williams stepped to the fore. He led the top-ranked Irish to a 34-21 victory over the 10th-ranked Spartans in a game at East Lansing that the press thought would knock Notre Dame from its lofty perch atop collegiate football.

Williams continued to shine in subsequent games. He was at his daring best the following week in a game versus North Carolina played at Yankee Stadium. Leahy had given Williams instructions that he was never to pass the football on the fourth down situation on their own 19-yard line with the score tied 6-6 in the second quarter. He couldn't help himself. Knowing that if he failed he'd have to head to the nearest exit to avoid Leahy, the self-assured Williams completed an 18-yard pass to Larry Coutre for an Irish first down. Notre Dame went on to a 42-6 win, and Williams soon became recognized as the nation's best quarterback.

The Irish eased through their final two home games, rolling over Iowa, 28-7, and 17th-ranked Southern Cal, 32-0. All that remained was what was sure to be an easy win over Southern Methodist in Dallas. SMU would be without its top player, 1948 Heisman winner Doak Walker, and the nation had virtually conceded the national championship to Notre Dame.

Notre Dame jumped to an early lead before Mustang running back Kyle Rote came to life in the steady afternoon drizzle. Running at will, he scored two quick touchdowns and thanks to a missed extra point by SMU, the score was tied at 20 with seven minutes to go.

Notre Dame's back was to the wall for the first time all season, and the offense rose to the occasion. In blitzkrieg fashion, the Irish simply pushed SMU straight back into its own end zone with 10 determined rushes that covered 54 yards and put Notre Dame up by a touchdown, 27-20.

The drive was so quick, however, that SMU still had time to score. But in the shadow of the Notre Dame goal post, when Rote tried to pass for the tying touchdown, Notre Dame's Jerry Groom made a game-saving interception.

It was the final play of the game and of a decade that saw Frank Leahy lead the Fighting Irish to three national championships in four years.

— Willie Shearer



IN THEIR WORDS

1949: 9-0-0

"We'll have the worst team Notre Dame has ever had."
— Frank Leahy in April of 1949

"Of course, I suppose I am always sort of a pessimist."
— Frank Leahy

"It's the greatest college team I've ever seen."
— Red Grange

"We shall always want Notre Dame men to play to win so long as there is a Notre Dame. . . to win cleanly according to the rules. . . because Notre Dame men are reared here on the campus in this spirit and because they exemplify this spirit all over the world, they are the envy of the nation."
— Rev. John J. Cavanaugh, C.S.C.

"From the first ringing impact of knuckle upon nose. . . Saturday's No. 1 spectacle was as one-sided as an election in Moscow."
— Walter Stewart, *Memphis Commercial Appeal*

"Make mistakes against the average team and you're in trouble. Make mistakes against Notre Dame and it's suicide. . . even a perfect team couldn't have turned back this great Irish squad."
— Braven Dwyer, *Los Angeles Times* 1966

1966

IRISH WIN NATIONAL CHAMPIONSHIP AT START OF NOTRE DAME'S ERA OF ARA

Coach Ara Parseghian, in his third season at Notre Dame, made a difficult decision at the start of the 1966 season, picking sophomore Terry Hanratty as his starting quarterback over classmate Coley O'Brien, yet the decision proved without a doubt to be the correct one. Hanratty and split end Jim Seymour, also a sophomore, turned out to be one of the best passing combinations Notre Dame fans have ever seen.

The two had begun working together during the previous winter, developing their timing, moves and patterns so they would know each other's habits inside out when the 1966 season began. Seymour was a good bet to take over one of the end positions that was being vacated after the '65 season, but Hanratty had no such assurances of whether or not he would be the number-one quarterback.

Fortunately for Hanratty, Parseghian decided to balance an already steady running game, manned by Nick Eddy, Larry Conjar and Rocky Bleier, with the passing talent of Hanratty.

The decision bore fruit in the first game of the season, as Hanratty and Seymour hooked up 13 times for 276 yards — Notre Dame records for receptions and yards — and three touchdowns, which tied a school record. The Irish defeated Rose Bowl-bound Purdue that day, 26-14, in South Bend.

Notre Dame traveled to Northwestern for the second game of the season and won, 35-7. The Irish defense gave up its last points for the next three games and showed the kind of stiffness that ensured Notre Dame would never be out of any contest. Notre Dame returned home for the next two games and defeated Army and North Carolina by a combined score of 67-0, setting the stage for a showdown with Oklahoma.

Notre Dame traveled to Norman for what was supposed to be anybody's ballgame. The game was billed as a matchup between the small, quick, strong Sooners and the big, slow Irish. But Oklahoma was out of its element. Although the Irish lost Seymour to an ankle injury that would cost him two games, the Fighting Irish rolled to a 38-0 victory and their third straight shutout of the young season.

Notre Dame pounded its next three opponents—Navy, Pittsburgh and Duke, giving up only one score, a touchdown to Navy. Meanwhile, the offense was hitting on all cylinders, racking up 31 points versus the Midshipmen, 40 against Pitt and a whopping 64 against the Blue Devils.

The game of the century took place on November 19 when number-one ranked Notre Dame traveled to East Lansing to play second-ranked Michigan State for all the marbles.

Notre Dame fell behind 10-0 in the second quarter, but O'Brien, who had been diagnosed with diabetes only a few weeks earlier and was still adjusting, brought the Irish back to a tie in the second half. The Spartan offense was unable to net a single yard running the ball in the second half, and when Notre Dame intercepted a pass and returned it to the Spartan 18-yard line in the fourth quarter, it looked like Notre Dame's chance to win. But three plays and minus-six yards later left the Irish with a 41-yard field goal attempt, which sailed wide to the right.

Notre Dame had the ball again on its own 30 with 1:24 left in the game. But rather than gamble with passes deep in their own territory, the Irish attempted to run the ball out of danger. The game was a 10-10 tie.

The Irish held on to their top ranking and traveled to Los Angeles to play Rose Bowl-bound USC. The Irish tore the Trojans apart, 51-0, posting the team's sixth shutout in 10 games and ensuring another unanimous No. 1 selection for the national championship.

— Willie Shearer



IN THEIR WORDS

1966: 9-0-1

"There's pressure in every coaching job, but winning makes it a lot easier to accept. Fortunately, we have been winning. But like one fan told me, we're with you Ara, win or tie. You notice he didn't say anything about losing."

— Ara Parseghian

"Man, those cats hit and stick to you. That game was rough."

— Bubba Smith, Michigan State defensive end

"Sure I do. Absolutely. I have no qualms about it, but... there's not enough difference between No. 1 and No. 2 to say that whoever wins, it could be an upset."

— Ara Parseghian responding to a question about entering the Michigan State-Notre Dame game as the number-one team

"I knew there was going to be a winner and a loser, and I thought we were going to win. I never thought about a tie. The last thing Duffy Daugherty or I wanted was a tie."

— Ara Parseghian

"The Super Bowl was not as big as that Michigan State-Notre Dame game."

— Jim Lynch, Captain, who also played in Super Bowl IV, remarks on the Michigan State-Notre Dame game 25 years later

Here Come the Irish

The Fighting Irish

Coaches and Staff

2016 Season in Review

History and Records

University and Media Information

1973

CLEMENTS AND TALENTED IRISH BACKFIELD CLINCH TITLE WITH SUGAR BOWL WIN OVER NO. 1 TIDE

Every college football season seems to have its own game of the century, but the 1973 matchup between Notre Dame and Alabama was special. It came in the Sugar Bowl, and it was to be a dream game.

Two undefeated, highly ranked teams with long and storied gridiron traditions were set to battle for the national championship. The prognosticators' predictions rang true as the Fighting Irish emerged 24-23 victors over the Crimson Tide of Alabama in a thriller that saw the lead change hands six times.

Bob Thomas, who had missed two earlier attempts in the game, kicked a 19-yard field goal with 4:26 remaining to give the Irish and coach Ara Parseghian the one-point triumph over top-rated Alabama. The win clinched Notre Dame's sixth wire-service national championship and ninth overall as the Irish finished the season with a perfect 11-0 record.

The balanced Irish attack was keyed by four backs who gained over 300 yards apiece: fullback Wayne Bullock (752), halfback Art Best (700), halfback Eric Penick (586) and quarterback Tom Clements (360). It was one of the fastest backfields Notre Dame had ever assembled, as Penick had 9.5 speed in the 100-yard dash, while Best checked in at 9.7.

The Irish were ranked in the eighth spot with wins over Rice and Army, setting the stage for what everyone considered to be Notre Dame's first real test of the year, a home battle with sixth-ranked USC.

The Trojans came to town riding a 23-game unbeaten streak, and Notre Dame was full of memories of the previous season's clash, which saw running back Anthony Davis romp for six touchdowns in a 45-23 Trojan win.

Squib kicks were the solution to the problem of Davis returning kicks, and a fired-up defense held him to just 55 yards on 19 carries. Quite simply, the day belonged to Notre Dame, as Penick ran for 118 yards, 50 more than the entire USC squad. The Irish pulled off a 23-14 win and jumped to fifth in the polls.

Notre Dame cruised through the remainder of the schedule. Navy was an easy victim, 44-7, and 20th-ranked Pittsburgh played the docile host to the Irish and fell 31-10. The Irish finished off Parseghian's first perfect regular season with a 48-15 win over Air Force and a 44-0 whitewashing of Miami at the Orange Bowl.

The stage was set for the contest between number-one Alabama and third-ranked Notre Dame that seemed to deserve every phrase of its high-powered buildup. The Irish opened the contest with a superb defensive effort that held the Tide without a yard in the first period as Notre Dame took a 6-0 lead. Alabama's thoroughbred backs made it out of the starting gate in the second period, however. They produced three long drives that resulted in a pair of touchdowns, the first of which put the Tide up 7-6.


Early in the fourth quarter, the game took a wild turn with three turnovers in 90 seconds. Alabama took charge and put in its own version of the razzle-dazzle.

With the ball on the Notre Dame 25, quarterback Richard Todd handed off to halfback Mike Strock, then raced to the sidelines where he took a return pass from Strock and went in for the score.

But Alabama missed the conversion try and the Tide had only a slim two-point lead.

Notre Dame then marched 79 yards in 11 plays. Strong runs by Hunter, Penick and Clements and a 30-yard pass from Clements to Dave Casper carried the drive to the Alabama 15-yard line. The Irish got to the three, but couldn't get any closer before the call went to Thomas. His kick was true, the game belonged to the Irish and so did the national championship.

— Willie Shearer



IN THEIR WORDS

1973: 11-0-0

"It was the kind of game you could sink your teeth into."

— Bear Bryant on the Alabama-Notre Dame Sugar Bowl

"I really thought it was going to be intercepted."

— Tom Clements, Irish quarterback, on his 38-yard pass out of the end zone to help the Irish run out the clock

"This was not only a great game for Notre Dame, it was a great game for college football."

— Ara Parseghian after the Alabama game

"I just remember breaking free. I can't remember anything else."

— Eric Penick commenting on his 85-yard touchdown run that gave Notre Dame its first victory over USC since 1966

"How does it feel? It feels like the end of four long waiting years. It feels like the top of the world. And only one thing could possibly beat this: 11-0."

— Brad Doherty after the Miami win

1977

THEN THERE WERE NONE — IRISH DEFEAT TOP-RANKED, UNBEATEN TEXAS FOR '77 TITLE

Who could forget the cover of *Sports Illustrated* the week after Notre Dame had defeated Texas 38-10 in the 1978 Cotton Bowl? A fierce Terry Eurick was pictured fighting through a hole in the offensive line, the caption reading, "The Irish Wake the Echoes." On the inside, "Shakin' Down the Thunder" was the title of an article about how Notre Dame's victory over the previously-unbeaten Longhorns was enough to vault the Irish from fifth to first in the wire-service polls and give the University its seventh wire-service national championship and 10th overall.

The theme for that January 2 in Dallas could have been "and then there were none." For there was not one unbeaten team remaining after the Irish had knocked Texas from its No. 1 ranking.

Third-year Irish coach Dan Devine made sure his charges were ready to take care of America's last undefeated team. An unrelenting defense was the reason why. The defense featured 1976 Outland Trophy winner Ross Browner at one end and Willie Fry at the other, supported by a tough, mobile group of linebackers headed by All-American Bob Golic. The Irish forced six Texas turnovers in the Cotton Bowl, and an opportunistic offense capitalized on five of them. Notre Dame's devastating strength in the trenches roped up Texas' Heisman Trophy winner Earl Campbell. He managed a tough 116 yards on 29 carries.

Notre Dame's defensive strength came as no surprise in 1977, and it was the primary reason the Irish were near the top of the polls in the preseason rankings. But it was an unexpected boost from the offense that gave Notre Dame the national championship in 1977. Quarterback Joe Montana and running back Jerome Heavens both rebounded on offense, teaming with All-America tight end Ken MacAfee, who led the team in receiving for the third straight year.

The offense came on strong in 1977 as Montana threw for over 1,600 yards and 11 touchdowns and Heavens led the team with 994 rushing yards. Montana earned a reputation as "The Comeback Kid" with performances like the one he had in the third game of the season when, in his first appearance in over a year, he engineered the Irish to 17 fourth-quarter points in Notre Dame's come-from-behind 31-24 win at Purdue. Later in the season, the Irish traveled to Death Valley to play the 15th-ranked Clemson Tigers, and Montana scored two fourth-quarter touchdowns to bring the Irish to a 21-17 win.

Heavens was healthy again in 1977 and he joined the explosive Vegas Ferguson behind Montana. Heavens proved himself fully recovered with 136 yards against Michigan State and followed his outburst against the Spartans with a Notre Dame-record 200 yards rushing versus Army. Two weeks later he went for 100 against Navy.


But the key regular-season win came in a mid-season 49-19 thrashing of fifth-ranked USC in Notre Dame Stadium. In that one, the Irish warmed up in their usual blue jerseys, only to emerge in green just prior to kickoff. That triumph helped wipe out the memory of Notre Dame's second-game road loss, a 20-13 defeat at Ole Miss that proved its sole '77 blemish.

The Irish ran out to a 24-10 halftime lead in the Cotton Bowl and then added touchdowns in each of the final quarters for an overwhelming 28-point victory. Few questioned who was No. 1.

Notre Dame leapfrogged over the four teams ranked ahead of it to grab the nation's top position.

The Irish did, indeed, wake the echoes and shake down the thunder.

— Willie Shearer



IN THEIR WORDS

1977: 11-1-0

"Pressure comes from within the family. There's no pressure hanging over our heads. We've got this guarded optimism."

— Dan Devine, during the preseason

"You have to remember that defenses are made on the football field, not in the preseason polls, not in newspaper or magazine articles and not at press conferences."

— Willie Fry, Irish Captain

"I don't like to say it was easy, but ... well, the way we played today, we could have dominated any line in the country."

— Tim Foley, Irish offensive tackle, on the Irish win over Texas

"We earned it on the field. We played No. 1 and we beat them."

— Dan Devine

"At least the team that beat us was a good one. Everyone can't say that."

— Fred Akers, Texas Coach 1988

Here Come the Irish

The Fighting Irish

Coaches and Staff

2016 Season in Review

History and Records

University and Media Information

1988

HOLD-YOUR-BREATH SEASON ENDS PERFECTLY WITH NATIONAL TITLE IN FIESTA BOWL

It wasn't long after Lou Holtz's arrival as head football coach at Notre Dame that he opined that the Irish couldn't expect to be a great team until they were great on defense.

That prophesy came true for Holtz and the Irish in 1988 – ironically, just a year after Notre Dame's Tim Brown had captured the Heisman Trophy. But with his departure came a revitalization of the defense, led by senior defensive end Frank Stams, junior linebacker Michael Stonebreaker, sophomore defensive tackle Chris Zorich and senior linebacker Wes Pritchett, all of whom merited some sort of All-America honors. They were supported by cornerback Todd Lyght, linebacker Ned Bolcar and defensive tackle Jeff Alm, who went on to earn that same All-America acclaim a year later.

The end result was a consensus national championship for the Irish in 1988, thanks to a perfect 12-0 campaign. The title came in Holtz's third season as Irish head coach, much as Frank Leahy, Ara Parseghian and Dan Devine before him had claimed national crowns in their respective third seasons as Irish head coach. It came thanks to riveting regular-season triumphs over Michigan, Miami and USC — and it ultimately featured wins over teams ranked first, second and third in the polls when they faced Notre Dame.

When the 13th-ranked Irish debuted against ninth-rated Michigan in Notre Dame Stadium, Holtz knew his youthful offense would be tested, particularly with a green group of receivers featuring Ricky Watters at flanker in a switch from tailback, plus rookies Derek Brown and Raghib Ismail. His concern was borne out when Notre Dame did not score a touchdown from scrimmage.

But Watters returned a Michigan punt 81 yards for a touchdown, and unheralded walk-on kicker Reggie Ho knocked through four field goals, twice bringing the Irish from behind including the game-winner with 1:13 remaining. A field-goal miss from 48 yards as time expired by the Wolverines earned Notre Dame a 19-17 opening victory.

Four wins later, the fourth-rated Irish welcomed top-ranked Miami and its 36-game regular-season unbeaten streak to Notre Dame Stadium. The streak bit the dust that day by a 31-30 count, as Notre Dame forced seven Hurricane turnovers and made use of a bevy of heroes, lastly Pat Terrell, who knocked down Miami quarterback Steve Walsh's two-point conversion pass with 45 seconds remaining.

Terrell previously ran an interception back 60 yards for a score, Stams forced two Walsh fumbles, recovered another and tipped the pass Terrell intercepted — and quarterback Tony Rice threw for a career-high 195 yards. The Irish took the lead for good midway through the third period after thwarting a fake punt by Miami and then held on down the stretch. Though Walsh threw for 424 yards, the stingy Irish front line limited the Canes to 57 rushing yards.

The season finale found the 10-0 and top-ranked Irish underdogs against second-rated and also unbeaten USC in the Los Angeles Coliseum. Again, it was defense that dominated for Notre Dame in a 27-10 victory. Stams had nine tackles, two and a half sacks and a fumble recovery and made life miserable for Trojan standout Rodney Peete. Cornerback Stan Smagala ran an interception back 64 yards for a 20-7 halftime lead after Rice had skirted left end for 65 yards for the first previews of the game.

The Irish prevailed despite going 29 minutes in the second and third periods combined without a first down — and in spite of the fact leading rusher Tony Brooks and leading receiver Watters, both sophomores, were suspended the day before the game.

Notre Dame met third-ranked and unbeaten West Virginia in the Fiesta Bowl in hopes of claiming the championship — and the Irish rode early leads of 16-0 and 23-3 to an eventual 34-21 victory, banking on another staunch defensive effort.



Rice ran for 75 yards and completed seven throws for 213 more yards. Meanwhile, Stams had two sacks on his way to the defensive MVP award, and the Irish dominated a heralded Mountaineer offensive line that had been one of the main reasons West Virginia had never trailed in a game all season. The more physical Notre Dame team knocked quarterback Major Harris out of the contest early due to a bruised shoulder and limited the potent Mountaineer ground game to 108 yards.

Holtz's final pronouncement: "This team will go down as a great football team because nobody proved otherwise."

IN THEIR WORDS

1988: 12-0

"If you look at it on paper, there is no justification for Notre Dame to be rated in the top 20."

—Lou Holtz in the preseason

"If we are No. 1, I don't care who is No. 2."

—Lou Holtz

"I was so tired, I was wondering if we'd ever get off the field."

—Frank Stams, defensive end, after the USC game

"I think this team is underrated even if we are No. 1. I've read articles that people have sent to me all year saying we were lucky against this team or that. Our football team is prettier than I am, but that's about it. We don't play pretty all the time, but we sure play together as a team."

—Lou Holtz

"The poll is great and it creates a tremendous amount of interest. But I only pay attention to the last one. It's amazing. Here we are No. 1 and I'm scared to death of a team that hasn't won a game."

—Lou Holtz

"I'm exactly the same today as when I woke up yesterday. The players are the same. We're not bigger. We're not stronger. We're not faster. We're not going to change our uniforms. If you start worrying about No. 1 and try to defend it, the pressure would be tremendous."

—Lou Holtz

"Winning the national championship was never in my thoughts. I have been asked the question did I ever dream about winning the national championship. Yeah, you dream about it, but I never really thought it would happen to me. I never thought I would coach a national championship team. It still hasn't sunk in on me yet."

—Lou Holtz

"We're going on a mission this year, a couple of weeks of sacrifice for something that we're going to be able to enjoy and celebrate the rest of our lives. That's a small price to pay."

—Mark Green, senior tailback

The University of Notre Dame has produced seven Heisman Trophy winners—and no college football program in the country can claim more.

Since the inception of the award in 1935, Angelo Bertelli (1943), John Lujack (1947), Leon Hart (1949), John Lattner (1953), Paul Hornung (1956), John Huarte (1964) and Tim Brown (1987) have stamped their names in college football history as Heisman Trophy winners.

Notre Dame also has had a player finish among the top five in the Heisman voting in 25 of the 83 years the award has been presented. In addition to the seven recipients, the Irish have had four players finish second (Bertelli in '41, Joe Theismann in '70, Raghib Ismail in '90 and Manti Te'o in '12), six finish third (Bill Shakespeare in '35, Lujack in '46, Nick Eddy in '66, Terry Hanratty in '68, Ken MacAfee in '77 and Brady Quinn in '06), five finish fourth (Creighton Miller in '43, Ralph Guglielmi in '54, Tom Clements in '74, Tony Rice in '89 and Quinn in '05) and seven finish fifth (Bob Williams in '49, Lattner in '52, Hornung in '55, Jack Snow in '64, Ross Browner in '77, Vagas Ferguson in '79 and Reggie Brooks in '92).

Since 1982, when the Heisman Trophy officially started inviting finalists, Notre Dame has produced five (Tim Brown ('87), Tony Rice ('89), Raghib Ismail ('90), Brady Quinn ('06) and Manti Te'o ('12), which ranks tied for the fifth-most in college football.

Officially known as the John W. Heisman Memorial Trophy Award, it is presented annually to the top college football player by the Downtown Athletic Club of New York. First known as the D.A.C. Trophy, the award was renamed in 1936 for John W. Heisman, the first athletic director of the Downtown Athletic Club, as well as a football player at Pennsylvania and Brown, and a coach for 36 years. During his coaching tenure, Heisman led teams at Auburn, Oberlin, Clemson, Akron, Pennsylvania, Rice, Washington and Jefferson and Georgia Tech.

The iconic bronze Heisman Trophy award was sculpted by Frank Eliscu, with the help of Notre Dame "Four Horseman" Jim Crowley, whose Fordham players posed as models.

HEISMAN TROPHY WINNERS

Year	Winner	Notre Dame Player
1935	Jay Berwanger, Chicago	Bill Shakespeare (3rd)
1936	Larry Kelley, Yale	-
1937	Clint Frank, Yale	-
1938	Davey O'Brien, TCU	Whitey Beinor (9th)
1939	Nile Kinnick, Iowa	-
1940	Tom Harmon, Michigan	-
1941	Bruce Smith, Minnesota	Angelo Bertelli (2nd)
1942	Frank Sinkwich, Georgia	Angelo Bertelli (6th)
1943	Angelo Bertelli, Notre Dame	Creighton Miller (4th), Jim White (9th)
1944	Les Horvath, Ohio State	Bob Kelly (6th)
1945	Doc Blanchard, Army	Frank Dancewicz (6th)
1946	Glenn Davis, Army	John Lujack (3rd)
1947	John Lujack, Notre Dame	-
1948	Doak Walker, SMU	-
1949	Leon Hart, Notre Dame	Bob Williams (5th), Emil Sitko (8th)
1950	Vic Janowicz, Ohio State	Bob Williams (6th)
1951	Dick Kazmaier, Princeton	-
1952	Billy Vessels, Oklahoma	John Lattner (5th)
1953	John Lattner, Notre Dame	-
1954	Alan Ameche, Wisconsin	Ralph Guglielmi (4th)
1955	Hopalong Cassidy, Ohio State	Paul Hornung (5th)
1956	Paul Hornung, Notre Dame	-
1957	John David Crow, Texas A&M	-
1958	Pete Dawkins, Army	Nick Pietrosante (10th)
1959	Bill Cannon, LSU	Monty Stickles (9th)
1960	Joe Bellino, Navy	-
1961	Ernie Davis, Syracuse	-
1962	Terry Baker, Oregon State	-
1963	Roger Staubach, Navy	-
1964	John Huarte, Notre Dame	Jack Snow (5th)

Year	Winner	Notre Dame Player
1965	Mike Garrett, USC	Bill Wolski (11th)
1966	Steve Spurrier, Florida	Nick Eddy (3rd), Terry Hanratty (6th)
1967	Gary Beban, UCLA	Terry Hanratty (9th)
1968	O.J. Simpson, USC	Terry Hanratty (3rd)
1969	Steve Owens, Oklahoma	Mike McCoy (6th)
1970	Jim Plunkett, Stanford	Joe Theismann (2nd), Thom Gatewood (12th)
1971	Pat Sullivan, Auburn	Walt Patulski (9th)
1972	Johnny Rodgers, Nebraska	-
1973	John Cappelletti, Penn State	-
1974	Archie Griffin, Ohio State	Tom Clements (4th)
1975	Archie Griffin, Ohio State	Steve Niehaus (12th)
1976	Tony Dorsett, Pittsburgh	-
1977	Earl Campbell, Texas	Ken MacAfee (3rd), Ross Browner (5th)
1978	Billy Sims, Oklahoma	-
1979	Charles White, USC	Vagas Ferguson (5th)
1980	George Rogers, South Carolina	-
1981	Marcus Allen, USC	-
1982	Herschel Walker, Georgia	-
1983	Mike Rozier, Nebraska	Allen Pinkett (16th)
1984	Doug Flutie, Boston College	-
1985	Bo Jackson, Auburn	Allen Pinkett (8th)
1986	Vinny Testaverde, Miami	-
1987	Tim Brown, Notre Dame	-
1988	Barry Sanders, Oklahoma State	-
1989	Andre Ware, Houston	Tony Rice (4th), Raghib Ismail (tie for 10th)
1990	Ty Detmer, Brigham Young	Raghib Ismail (2nd)
1991	Desmond Howard, Michigan	-
1992	Gino Torretta, Miami	Reggie Brooks (5th)
1993	Charlie Ward, Florida State	-
1994	Rashaan Salaam, Colorado	-
1995	Eddie George, Ohio State	-
1996	Danny Wuerffel, Florida	-
1997	Charles Woodson, Michigan	-
1998	Ricky Williams, Texas	-
1999	Ron Dayne, Wisconsin	-
2000	Chris Weinke, Florida State	-
2001	Eric Crouch, Nebraska	-
2002	Carson Palmer, USC	-
2003	Jason White, Oklahoma	-
2004	Matt Leinart, USC	-
2005	Vacant	Brady Quinn (4th)
2006	Troy Smith, Ohio State	Brady Quinn (3rd)
2007	Tim Tebow, Florida	-
2008	Sam Bradford, Oklahoma	-
2009	Mark Ingram, Alabama	Golden Tate (10th)
2010	Cam Newton, Auburn	-
2011	Robert Griffin III, Baylor	-
2012	Johnny Manziel, Texas A&M	Manti Te'o (2nd)
2013	Jameis Winston, Florida State	-
2014	Marcus Mariota, Oregon	-
2015	Derrick Henry, Alabama	-
2016	Lamar Jackson, Louisville	-
2017	Baker Mayfield, Oklahoma	-

ANGELO BERTELLI, 1943



6-1, 173, Quarterback
Cathedral High School, Springfield, Massachusetts

CAREER STATS

	Att.	Comp.	Yds.	TD	Pct.
1941	123	70	1027	8	.569
1942	159	72	1039	10	.453
1943	36	25	512	10	.694
TOTAL	318	167	2578	28	.525

1943 HEISMAN VOTING

1. Angelo Bertelli, Notre Dame (648)
2. Bob O'Dell, Pennsylvania (177)
3. Otto Graham, Northwestern (140)
4. Creighton Miller, Notre Dame (134)
5. Eddie Prokop, Georgia Tech (85)
6. Hal Hamburg, Navy (73)
7. Bill Daley, Michigan (71)
8. Tony Butkovich, Purdue (65)
9. Jim White, Notre Dame (52)

Frank Leahy's switch to the T-formation starting in 1942 made a star of Bertelli and helped him win the Heisman Trophy as a senior despite playing in only six of Notre Dame's 10 games. Bertelli's Irish career began as a single-wing tailback in 1941 as his 1,027 passing yards (and a .569 completion percentage that led the nation) propelled his team to a 9-0-1 record. As a junior, he switched to quarterback in the T and ended up throwing for another 1,039 yards and 10 touchdowns. In a 27-10 win over Stanford that year, he threw four touchdown passes and completed a record 10 straight passes. Runner-up to Minnesota's Bruce Smith for the Heisman as a sophomore and sixth as a junior behind winner Frank Sinkwich of Georgia, Bertelli's play enabled Notre Dame to average 43.5 points in its first six games in '43 before the Marine Corps called him into service. Still, he threw 10 scoring passes in those six contests and helped Notre Dame claim the national title despite a final-game loss to Great Lakes while Bertelli was in boot camp. He played three seasons with Los Angeles and Chicago in the All-America Football Conference before a knee injury ended his career. Bertelli ran a beverage distributorship in Clifton, New Jersey. He joined the National Football Foundation Hall of Fame in 1972. Bertelli died on June 26, 1999.

JOHN LUJACK, 1947



6-0, 180, Quarterback
Connellsville High School, Connellsville, Pennsylvania

CAREER STATS

	Att.	Comp.	Yds.	TD	Pct.	TC	Yds.	TD
1943	71	34	525	4	.479	46	191	0
1946	100	49	778	6	.490	23	108	1
1947	109	61	777	9	.560	12	139	1
TOTAL	280	144	2080	19	.514	81	438	2

1947 HEISMAN VOTING

1. John Lujack, Notre Dame (742)
2. Bob Chappuis, Michigan (555)
3. Doak Walker, SMU (196)
5. Harry Gilmer, Alabama (115)
4. Charley Conerly, Mississippi (186)
6. Bobby Layne, Texas (74)
7. Chuck Bednarik, Penn (65)
8. Bill Swiacki, Columbia (61)

Lujack took over at quarterback for Notre Dame as a sophomore in 1943 when Angelo Bertelli joined the Marines - and he ended up helping the Irish to three national titles and establishing a reputation as one of the great T-formation signal callers in college football history. In his initial start, versus Army in '43, he threw for two scores, ran for another and intercepted a pass in a 26-0 victory. He spent nearly three years of his life in the Navy but returned in time to earn consensus All-America honors as a junior and senior on Notre Dame teams in 1946 and '47 that did not lose a game. No slouch as a runner (he also played halfback as a sophomore), Lujack also punted - and probably made his greatest individual play on defense. He preserved a scoreless tie in '46 between the second-ranked Irish and top-ranked Army by making a touchdown-saving tackle of Cadet fullback Doc Blanchard from his defensive back position. As a junior, he finished third in the Heisman voting behind Army's Glenn Davis. As a senior, he earned the Associated Press male athlete of the year award. Lujack played four years with the Chicago Bears, leading the team in scoring each year, tying a record with eight interceptions as a rookie, throwing for a record 468 yards in one game in '49 and playing in the NFL Pro Bowl his last two seasons. An Irish backfield coach for two years following his retirement in '52, Lujack then ran an automobile dealership in Davenport, Iowa, until he retired in 1988. He was elected to the National Football Foundation Hall of Fame in 1960. Lujack has made several donations to the University to establish an academic scholarship endowment.

LEON HART, 1949



6-4, 245, Right End
Turtle Creek High School, Turtle Creek, Pennsylvania

CAREER STATS

	Rec.	Yds.	Avg.	TD	TC	Yds.	TD	FR
1946	5	107	21.4	1	0	0	0	0
1947	9	156	17.3	3	0	0	0	3
1948	16	231	14.4	4	4	39	1	2
1949	19	257	13.5	5	18	73	0	3
TOTAL	49	751	15.3	13	22	112	1	8

1949 HEISMAN VOTING

1. Leon Hart, Notre Dame (995)
2. Charlie Justice, North Carolina (272)
3. Doak Walker, SMU (229)
4. Arnold Galiffa, Army (196)
5. Bob Williams, Notre Dame (189)
6. Eddie LeBaron, Pacific (122)
7. Clayton Tonnemaker, Minnesota (81)
8. Emil Sitko, Notre Dame (79)

Hart and Larry Kelley of Yale (the '36 winner) rank as the only linemen ever to win the Heisman Trophy. Joining Irish teammate and tackle Jim Martin as the last of the two-way players with the advent of two-platoon football, Hart gained a reputation as an outstanding blocker and superb rusher on defense in addition to his estimable pass-catching skills. A four-time letter-winner, Hart never played on the losing side during his years in a Notre Dame uniform as the Irish went 36-0-2 and claimed three national championships. He became a three-time first-team All-American and a consensus choice as a junior and senior. In 1949 he was voted the Associated Press Male Athlete of the Year, outpointing such famous names as Jackie Robinson and Sam Snead. He also received the Maxwell Award as top collegiate player in 1949. A mechanical engineering major, Hart called defensive signals and often played fullback as a senior to confuse defenses. He went on to play eight seasons with the Detroit Lions, helping the team to three NFL titles and earning All-Pro honors on both offense and defense in 1951. Moving to Birmingham, Mich., Hart headed up a variety of business enterprises, including the manufacture of tire-balancing equipment. He was elected to the National Football Foundation and Hall of Fame in 1973. Hart's son Kevin played for the Irish from 1977-79 and his grandson, Brendan, also played for the Irish from 2000-02. Leon Hart died on Sept. 24, 2002.

JOHN LATTNER, 1953



6-1, 190, Right Halfback
Fenwick High School, Chicago, Illinois

CAREER STATS

	Att.	Yds.	Avg.	TD	Rec.	Yds.	Avg.
1951	68	341	5.0	6	8	157	19.6
1952	148	732	4.9	5	17	252	14.8
1953	134	651	4.9	9	14	204	14.6
TOTAL	350	1724	4.9	20	39	613	15.7

	KO Ret.	Yds.	P Ret.	Yds.	Int.	Yds.
1951	0	0	10	91	5	66
1952	3	45	7	113	4	58
1953	8	321	10	103	4	4
TOTAL	11	366	27	307	13	128

1953 HEISMAN VOTING

1. John Lattner, Notre Dame (1,850)
2. Paul Giel, Minnesota (1,794)
3. Paul Cameron, UCLA (444)
4. Bernie Faloney, Maryland (258)
5. Bob Garrett, Stanford (231)
6. Alan Ameche, Wisconsin (211)
7. J.C. Caroline, Illinois (193)
8. J.D. Roberts, Oklahoma (108)
9. Lamar McHan, Arkansas (78)

Lattner claimed the Heisman Trophy in 1953 during his senior year — in the second-closest Heisman balloting in history — despite the fact he didn't lead the Irish in rushing, passing, receiving or scoring. A jack of all trades who barely nosed out Minnesota's Paul Giel for the award, Lattner benefitted from helping Leahy's final Notre Dame team to a 9-0-1 record that earned the Irish national title recognition from all selectors but the two wire services (they named unbeaten Maryland). He received the Maxwell Award as the top collegiate player as both a junior and senior and finished fifth in the Heisman voting as a junior behind Oklahoma's Billy Vessels. A consensus All-American as both a junior and senior on offense and defense, he made his mark by running, catching and punting the football, while also returning punts and kickoffs and intercepting 13 career passes. He established a record for all-purpose yards from rushing, receiving and runbacks — a mark that stood until Vagas Ferguson broke it in 1979. He finished with 321 kickoff return yards on only eight returns (two for touchdowns) as a senior. Lattner played one year with the Pittsburgh Steelers before entering the service and suffering a career-ending knee injury in a military game. A former restaurant owner in Chicago and executive for a business forms company, Lattner was elected to the National Football Foundation Hall of Fame in 1979. Lattner passed away on Feb. 13, 2016.

PAUL HORNUNG, 1956



6-2, 205, Quarterback
Flaget High School, Louisville, Kentucky

CAREER STATS

	Att.	Comp.	Int.	Yds.	TD	TC	Yds.	Avg.
1954	19	5	1	36	0	23	159	6.9
1955	103	46	10	743	9	92	472	5.1
1956	111	59	13	917	3	94	420	4.5
TOTAL	233	110	24	1696	12	209	1051	5.0

	Rec.	Yds.	Avg.	P Ret.	Yds.	KO Ret.	Yds.	Int.	Yds.
1954	0	0	0.0	1	6	1	58	3	94
1955	0	0	0.0	0	0	6	109	5	59
1956	3	26	8.7	4	63	16	496	2	59
TOTAL	3	26	8.7	5	69	23	663	10	212

	TD	PAT	FG	Pts
1954	2	6	0	18
1955	6	5	2	47
1956	7	14	0	56
TOTAL	15	25	2	121

'56 HEISMAN VOTING

1. Paul Hornung, Notre Dame (1,066)
2. John Majors, Tennessee (994)
3. Tom McDonald, Oklahoma (973)
4. Gerry Tubbs, Oklahoma (724)
5. Jimmy Brown, Syracuse (561)
6. Ron Kramer, Michigan (518)
7. John Brodie, Stanford (281)
8. Jim Parker, Ohio State (248)
9. Kenny Ploen, Iowa (150)
10. Jon Arnett, USC (128)

An outstanding all-around athlete who played quarterback, left halfback, fullback and safety, Hornung remains the only player from a losing team (Notre Dame finished 2-8 in '56) ever to win the Heisman Trophy. As a sophomore, Hornung served as the backup fullback and also averaged 6.1 points per contest while earning a basketball monogram. As a junior, he finished fourth nationally in total offense with 1,215 yards and fifth in the Heisman voting behind Ohio State's Hopalong Cassidy. Hornung ran for one score, threw for another and intercepted two passes in a victory over fourth-ranked Navy - and then brought the Irish from behind against Iowa with a TD pass and game-winning field goal in the final minutes. In a loss to USC, he threw and ran for 354 yards, an NCAA high that year. As a senior, he ranked second nationally in total offense (1,337 yards), accounted for more than half the Irish scoring - and converted 67 times on either third or fourth down as a junior and senior combined. A bonus pick of the Green Bay Packers, he led the NFL in scoring in 1959, '60 and '61. He retired after the '66 season, as physical problems kept him from joining New Orleans as an expansion pick. Hornung joined the National Football Foundation Hall of Fame in 1985 and the Pro Football Hall of Fame in 1986.

JOHN HUARTE, 1964



6-0, 180, Quarterback
Mater Dei High School, Santa Ana, CA

CAREER STATS

	Att.	Comp.	Int.	Yds.	TD	Pct.	TC	Yds.	TD
1962	8	4	0	38	0	.500	3	-14	0
1963	42	20	0	243	1	.476	11	-53	0
1964	205	114	11	2062	16	.556	37	7	3
TOTAL	255	138	11	2343	17	.541	51	-60	3

1964 HEISMAN VOTING

1. John Huarte, Notre Dame (1,026)
2. Jerry Rhyme, Tulsa (952)
3. Dick Butkus, Illinois (505)
4. Bob Timberlake, Michigan (361)
5. Jack Snow, Notre Dame (187)
6. Tucker Frederickson, Auburn (184)
7. Craig Morton, California (181)
8. Steve DeLong, Tennessee (176)
9. Cosmo Iacavazzi, Princeton (165)
10. Brian Piccolo, Wake Forest (124)

Huarte's Heisman Trophy victory ranks as one of the biggest upsets in the history of the award considering he missed much of his sophomore season due to injury and didn't even play enough as a junior to win a monogram. Behind the aerial efforts of Huarte and fellow Californian Jack Snow (he caught 60 passes that year for 1,114 yards and a record nine touchdowns), Ara Parseghian in his first year turned Notre Dame from a 2-7 team in '63 into a 9-1 squad that came within minutes of the national title. Huarte threw for 270 yards in the '64 opening-game upset of Wisconsin - including TD tosses of 61 and 42 yards to Snow - and ended up finishing the year ranked third nationally in total offense (2,069 yards). He set 12 Irish records that year, and also earned back of the year and player of the year honors from United Press International. A second-round draft pick of the New York Jets, Huarte played sparingly in the pro ranks for eight years with Boston, Philadelphia, Minnesota, Kansas City and Chicago - prior to retiring from the World Football League Memphis entry in 1975. Huarte was inducted into the College Football Hall of Fame in 2005.

TIM BROWN, 1987

6-0, 195, Flanker
Woodrow Wilson High School
Dallas, TX

CAREER STATS

	G-GS	Time	Rec.	Yds.	Avg.	TD	LG
1984	11-4	112:44	28	340	12.1	1	29
1985	10-10	158:46	25	397	15.9	3	49
1986	11-10	235:08	45	910	20.2	5	84
1987	11-11	232:25	39	846	21.7	3	57
TOTAL	43-35	739:03	137	2,493	18.2	12	84

	TC	Yds.	Avg.	TD	LG
1984	1	14	14.0	0	14
1985	4	30	7.5	1	18
1986	59	254	4.3	2	16
1987	34	144	4.2	1	31
TOTAL	98	442	4.5	4	31

	KO Ret.	Yds.	Avg.	TD	LG
1984	7	121	17.3	0	25
1985	14	338	24.1	1	93
1986	25	698	27.9	2	96
1987	23	456	19.8	0	36
TOTAL	69	1,613	23.4	3	96

	P Ret.	Yds.	Avg.	TD	LG
1986	2	75	37.5	0	56
1987	34	401	11.8	3	74
TOTAL	36	476	13.2	3	74

ALL-PURPOSE YARDS

	Att.	Yds.	Avg./Play	TD	Avg./Game
1984	36	475	13.2	1	43.1
1985	43	765	17.8	5	76.5
1986	131	1,937	14.8	9	176.1
1987	130	1,847	14.2	7	167.9
TOTAL	340	5,024	14.8	22	116.8

1987 HEISMAN VOTING

1. Tim Brown, Notre Dame (1,442)
2. Don McPherson, Syracuse (831)
3. Gordie Lockbaum, Holy Cross (657)
4. Lorenzo White, Michigan State (632)
5. Craig Heyward, Pittsburgh (170)
6. Chris Spielman, Ohio State (110)
7. Thurman Thomas, Oklahoma State (99)
8. Gaston Green, UCLA (73)
9. Emmitt Smith, Florida (70)
10. Bobby Humphrey, Alabama (63)

Brown burst onto the scene as a junior with a scintillating season-ending performance in a come-from-behind upset of USC, then used back-to-back punt returns for touchdowns in an early-season '87 game against Michigan State to cement his Heisman bid. Listed as a flanker, Brown utilized his ability as a pass receiver, rusher out of a full-house backfield and punt and kickoff returner to rank third nationally in all-purpose yardage as a junior (176.5 per game) and sixth as a senior (167.9). He finished his junior campaign with 254 all-purpose yards in the 38-37 win at USC (including a 56-yard punt return that set up the winning field goal), then returned punts for 66 and 71 yards for a pair of touchdowns in an early romp over eventual Big Ten and Rose Bowl champion Michigan State. Brown finished his career as Notre Dame's all-time leader in pass reception yards (2493) while also returning six kicks for touchdowns (three punts, three kickoffs). Despite constant double and triple coverage as a senior, he earned a reputation as the most dangerous player in college football. Brown was a first-round pick of the Los Angeles Raiders (sixth player chosen overall) in the '88 NFL draft. He was selected to play in the NFL Pro Bowl following the seasons of 1988, '91, '93, '94, '95, '96 and '97, '99, 2000, 2001 and 2002. He also played in his first Super Bowl in 2003. The original "Mr. Raider" signed a one-day contract with Oakland to retire as a Raider in July 2005. Brown was inducted into the College Football Hall of Fame in South Bend in 2009.



Notre Dame's seven Heisman Trophy winners gathered in December '87 in New York the night before Tim Brown was presented with his award. The Irish honorees are (from left) John Lujack, 1947; Angelo Bertelli, 1943; Leon Hart, 1949; Tim Brown, 1987; Paul Hornung, 1956; John Huarte, 1964 and John Lattner, 1953.

Players accorded the majority of votes at their positions by selectors are designated consensus All-Americans. Current teams utilized in designation of consensus selections are those chosen by Football Writers Association of America, American Football Coaches Association, Sporting News, Walter Camp Football Foundation and Associated Press. In previous years, different combinations of agencies and magazines have been used to select the consensus All-Americans.

BY SCHOOL

Here's a look at the top 10 FBS schools in terms of consensus All-America players.

School	Selections	Players
1. Notre Dame	101	85
2. Ohio State	85	64
3. Michigan	82	69
4. USC	80	71
Oklahoma	80	65
6. Alabama	69	64
7. Texas	60	52
8. Nebraska	54	45
9. Pittsburgh	51	44
10. Florida State	45	37

CONSENSUS ALL-AMERICANS

Year	Consensus All-American
1921	Anderson, Eddie (Mason City, IA)
1965*	Arrington, Dick (Erie, PA)
1938*	Beinor, Ed (Harvey, IL)
1943	Bertelli, Angelo (Springfield, MA)
1926	Boeringer, Art (Bud) (St. Paul, MN)
1977	Bradley, Luther (Muncie, IN)
1987*	Brown, Tim (Dallas, TX)
1976*-77*	Browner, Ross (Warren, OH)
1993	Burris, Jeff (Rock Hill, SC)
1929	Cannon, Jack (Columbus, OH)
1929*-30*	Carideo, Frank (Vernon, NY)
1973	Casper, Dave (Chilton, WI)
1946-47	Connor, George (Chicago, IL)
1980-81	Crabbe, Bob (Cincinnati, OH)
1924	Crowley, Jim (Green Bay, WI)
1974	Demmerle, Pete (New Canaan, CT)
1974	DiNardo, Gerry (Howard Beach, NY)
1970	DiNardo, Larry (Howard Beach, NY)
1913	Dorals, Gus (Chippewa Falls, WI)
1941-42	Dove, Bob (Youngstown, OH)
1957	Ecuier, Al (New Orleans, LA)
1966*	Eddy, Nick (Lafayette, CA)
1971	Ellis, Clarence (Grand Rapids, MI)
1979	Ferguson, Vagas (Richmond, IN)
1943	Filley, Pat (South Bend, IN)
1947-48	Fischer, Bill (Chicago, IL)
1970	Gatewood, Thom (Baltimore, MD)
1920	Gipp, George (Laurium, MI)
1978*	Golic, Bob (Willowick, OH)
1950	Groom, Jerry (Des Moines, IA)

Year	Consensus All-American
1954*	Guglielmi, Ralph (Columbus, OH)
1968	Hanratty, Terry (Butler, PA)
1948-49*	Hart, Leon (Turtle Creek, PA)
1955	Hornung, Paul (Louisville, KY)
1964	Huarte, John (Anaheim, CA)
1978	Huffman, Dave (Dallas, TX)
1953	Hunter, Art (Akron, OH)
1990*	Ismail, Raghib (Wilkes-Barre, PA)
1991	Jurkovic, Mirko (Calumet City, IL)
1968	Kunz, George (Arcadia, CA)
1932*	Kurth, Joe (Madison, WI)
1952*-53*	Lattner, John (Chicago, IL)
1924	Layden, Elmer (Davenport, IA)
1946*-47*	Lujack, John (Connellsville, PA)
1989*-90*	Lyght, Todd (Flint, MI)
1966*	Lynch, Jim (Lima, OH)
1976-77*	MacAfee, Ken (Brockton, MA)
1972*	Marx, Greg (Redford, MI)
1969*	McCoy, Mike (Erie, PA)
2017	McGlinchey, Mike (Philadelphia, PA)
1943	Miller, Creighton (Wilmington, DE)
1935	Millner, Wayne (Salem, MA)
2017*	Nelson, Quenton (Holmdel, NJ)
1975*	Niehaus, Steve (Cincinnati, OH)
1966	Page, Alan (Canton, OH)
1971*	Patulski, Walt (Liverpool, NY)
1965	Rassas, Nick (Winnetka, IL)
1966	Regner, Tom (Kenosha, WI)
1934	Robinson, Jack (Huntington, NY)
1917	Rydzewski, Frank (Chicago, IL)
2005	Samardzija, Jeff (Valparaiso, IN)
1967	Schoen, Tom (Euclid, OH)
1930-31	Schwartz, Marchy (Bay St. Louis, MS)
1980*	Scully, John (Huntington, NY)
1948-49*	Sitko, Emil (Fort Wayne, IN)
2015	Smith, Jaylon (Fort Wayne, IN)
1927	Smith, John (Hartford, CT)
1964	Snow, Jack (Long Beach, CA)
1988	Stams, Frank (Akron, OH)
2015	Stanley, Ronnie (Las Vegas, NV)
1959	Stickles, Monty (Poughkeepsie, NY)
1988, 90*	Stonebreaker, Michael (River Ridge, LA)
1924	Stuhldreher, Harry (Massillon, OH)
1937	Sweeney, Chuck (Bloomington, IL)
2009*	Tate, Golden (Hendersonville, TN)
1992-93*	Taylor, Aaron (Concord, CA)
1994	Taylor, Bobby (Longview, TX)
2012*	Te'o, Manti (Laie, HI)
1973	Townsend, Mike (Hamilton, OH)
2002*	Walton, Shane (San Diego, CA)
1943	White, Jim (Edgewater, NJ)
1949	Williams, Bob (Baltimore, MD)
1931	Yarr, Tommy (Dabob, WA)
1943	Yonakor, John (Dorchester, MA)
1989-90*	Zorich, Chris (Chicago, IL)

* indicates unanimous selection

Ever since quarterback Gus Dorais became Notre Dame's initial first-team All-America pick in 1913, Irish players have been honored as first-team All-America selections on 192 occasions. Recognition of at least one All-America second team has been received by Notre Dame players on 81 other occasions.

The NCAA recognizes members of a consensus All-America team each season—with 101 of those selections having worn a Notre Dame uniform. Notre Dame has had 85 different players earn the consensus designation, more than any other school. Notre Dame has produced at least one consensus All-American in 32 of the last 54 seasons. In fact, over one period Notre Dame had a consensus selection in 17 straight years—including all 11 years under Ara Parseghian and all six under Dan Devine—from 1964 through 1981.

The NCAA also recognizes first-team All-Americans chosen on a unanimous basis. Notre Dame has had 34 unanimous choices, more than any other university.

KEY TO ABBREVIATIONS

Abbr.	Organization
AA	All-America Board (1924-55)
AP	Associated Press (Since 1925)
C	Walter Camp in Harper's Weekly 1897, in Collier's 1898-1924)
COL	Collier's Walter Camp's selections to 1925; Grantland Rice 1925-47; American Football Coaches Association 1948-56)
CP	Central Press (1963-70)
CW	College & Pro Football Newsweekly (1977, 1982-present)
ESPN	ESPN.com (since 2002)
FBW	Football World (1920-25)
FC	American Football Coaches Association (in Saturday Evening Post 1945-47, in Collier's 1948-56, sponsored by General Mills 1957-59, by Kodak from 1960-93 and by Schooner's International in 1994)
FN	Football News
FW	Football Writers Association of America (in Look 1946-70)
INS	International News Service (merged with United Press in 1958 to form UPI)
L	Look (Football Writers Association of America selections 1946-70)
LIB	Liberty (1924-25, 1931-41)
M	Frank Menke Syndicate (through 1920)
NA	North American Newspaper Alliance (1927-37)
NEA	Newspaper Enterprise Association (since 1917)
NW	Newsweek (1937-42)
SI	Sports Illustrated.com
SN	The Sporting News (since 1934)
T	Time
UP	United Press (merged with International News Service in 1958 to form UPI)
UPI	United Press International (1959-95; merger of INS and UP in 1958)
WCF	Walter Camp Football Foundation

ALL-AMERICANS

Year	Player	1st Team	2nd	3rd
1903	Louis Salmon, FB	-	-	C
1909	Harry Miller, HB	-	-	C
1913	*Gus Dorais, Q	M, INS	-	-
	Ray Eichenlaub, FB	-	C	-
	Knute Rockne, E	-	-	C
1916	Stan Cofall, HB	M, INS	-	-
	Charlie Bachman, G	-	C	-
1917	*Frank Rydzewski, C	NEA, INS	C	-
1920	*George Gipp, H	M, NEA, INS, C	-	-
	Roger Kiley, E	INS	-	-
1921	Roger Kiley, E	NEA, INS	C, FBW	-
	*Eddie Anderson, E	FBW	INS	-
	Hunk Anderson, G	INS, FBW	-	-
	Johnny Mohardt, HB	-	C	-
	Paul Castner, HB	-	INS	-
	Buck Shaw, T	-	FBW	-
1922	Ed DeGree, G	INS	-	-
	Paul Castner, FB	-	-	C
1923	Don Miller, HB	INS	-	-
	Elmer Layden, FB	-	INS	-
	Harvey Brown, G	-	INS	-
1924	*Harry Stuhldreher, QB	LIB, NEA, INS, C, AA, FBW	-	-
	*Jim Crowley, HB	NEA, INS, AA, FBW	C	-
	*Elmer Layden, FB	LIB, INS, AA	-	-
	Adam Walsh, C	-	NEA, INS	-
1926	*Art Boeringer, C	AP, NEA, INS, COL, AA	UP	-
	Christie Flanagan, HB	-	COL	-
1927	Christie Flanagan, HB	UP, NEA	-	-
	*John Smith, G	AP, UP, NEA, INS, COL, AA	NA	-
	John Polisky, T	-	NA	-
1928	Fred Miller, T	INS	-	-
1929	†Frank Carideo, QB	AP, UP, NEA, INS, COL, AA, NA	-	-
	*Jack Cannon, G	AP, UP, NEA, INS, COL, AA, NA	-	-
	Ted Twomey, T	-	AP, INS	-
1930	†Frank Carideo, QB	AP, UP, NEA, INS, COL, AA, NA	-	-
	*Marchy Schwartz, HB	AP, UP, NEA, INS, NA	-	-
	Marty Brill, HB	AA	INS, NA	-
	Joe Savoldi, FB	-	AP	-
	Bert Metzger, G	AP, UP	NA	-
	Tom Conley, E	-	AP, UP, NEA	-
	Al Culver, T	-	UP	-
1931	†Marchy Schwartz, HB	AP, UP, NEA, INS, COL, AA, NA, LIB	-	-
	Joe Kurth, T	UP, NEA, NA, LIB	AP, INS	-
	*Tommy Yarr, C	AP, INS, AA	UP, NA, LIB	-
	Nordy Hoffmann, G	AP, LIB	NEA, INS, NA	-
1932	†Joe Kurth, T	AP, UA, NEA, INS, COL, AA, NA, LIB	-	-
	Ed Krause, T	-	AP, INS, NA	-
	George Melinkovich, FB	NA	UP, NEA, INS	-
	Ed Kosky, E	-	UP	-
1934	*Jack Robinson, C	AA, NA	AP, UP	-
1935	Bill Shakespeare, HB	AA	UP, SN	-
	*Wayne Millner, E	UP, AA, NA, SN	LIB	-
	Andy Pilney, HB	-	LIB	-
1936	John Lautar, G	UP	-	-
1937	*Chuck Sweeney, E	AP, UP, NW	-	-
	Ed Beinor, T	NEA, AA	NW	-
1938	†Ed Beinor, T	AP, UP, NEA, INS, COL, AA, SN, LIB, NW	-	-
	Earl Brown, E	AA, LIB	AP	-
	Jim McGoldrick, G	-	UP	-
1939	Budd Kerr, E	AP, NEA, AA, SN	UP, INS, NW	-
	Milt Piepuls, FB	-	UP	-
1940	Milt Piepuls, FB	-	SN	-
1941	*Bob Dove, E	UP, NEA, INS, AA, NW	-	-
	Bernie Crimmins, G	COL, LIB	UP, NEA, INS	-
1942	Angelo Bertelli, QB	N, WL	SN	-

Year	Player	1st Team	2nd	3rd
	*Bob Dove, E	UP, NEA, COL, AA, SN, N	WL	-
	Harry Wright, G	-	SN	-
1943	*Angelo Bertelli, QB	UP, INS, COL, AA, SN, L	AP	-
	*Creighton Miller, HB	AP, UP, INS, COL, AA	-	-
	*John Yonakor, E	UP, INS, AA, SN	-	-
	*Jim White, T	AP, UP, INS, COL, AA, SN	L	-
	*Pat Filley, G	UP, SN	AP	-
	Herb Coleman, C	-	UP	-
1944	Bob Kelly, HB	-	UP, L	-
	Pat Filley, G	-	UP, SN	-
1945	John Mastrangelo, G	INS	AP, UP, SN, FW	-
	Frank Dancewicz, QB	-	AP, UP, SN, L, FC, FW	-
1946	†John Lujack, QB	AP, UP, NEA, INS, COL, AA, SN, L, FC	-	-
	*George Connor, T	AP, UP, NEA, INS, COL, AA, SN, FC, L	-	-
	John Mastrangelo, G	INS, COL, SN	AP, UP	-
	George Strohmeier, C	INS, SN, L	UP, FC	-
1947	†John Lujack, QB	AP, UP, NEA, INS, COL, AA, SN, L, FC	-	-
	*George Connor, T	UP, COL, AA, SN, FC	NEA	AP
	*Bill Fischer, G	AP, UP, NEA, SN, L	INS	FC
	Ziggy Czarowski, T	NEA, INS	AP, COL	FC
	Leon Hart, E	SN	-	-
1948	*Bill Fischer, G	UP, NEA, INS, AA, SN	-	-
	*Leon Hart, E	UP, INS, AA, SN, L	-	AP
	*Emil Sitko, FB	SN, L	AP, UP	-
	Marty Wendell, G	COL	L	-
1949	†Emil Sitko, FB	AP, UP, NEA, INS, COL, AA, SN, L	-	-
	†Leon Hart, E	AP, UP, NEA, INS, COL, AA, SN, L	-	-
	*Bob Williams, QB	UP, AA, SN, L	AP	-
	Jim Martin, T	AP, NEA, INS	UP, SN, L	-
1950	Bob Williams, QB	AP, UP, SN, L	-	-
	*Jerry Groom, C	UP, NEA, SN	AP	-
1951	Bob Toneff, T	AP	UP, SN	-
	Jim Mutscheller, E	-	UP	-
1952	†John Lattner, HB	AP, UP, NEA, INS, COL, AA, SN, L	-	-
	Bob O'Neill, DE	-	NEA	-
1953	†John Lattner, HB	AP, UP, NEA, INS, COL, AA, SN, L	-	-
	*Art Hunter, T	UP, INS, AA, SN, L	AP, NEA	-
	Don Penza, -	-	UP, SN	-
1954	†Ralph Guglielmi, QB	AP, UP, NEA, INS, COL, AA, SN, L	-	-
	Frank Varrichione, T	SN	INS, UP	AP
	Dan Shannon, E	-	SN	-
1955	*Paul Hornung, HB	UP, NEA, AA, SN, L	-	-
	Don Schaefer, FB	INS, COL, L	AP, SN	-
	Pat Bisceglia, G	AP	SN	UP
1956	Paul Hornung, QB	UP, SN, L	AP, NEA	-
1957	*Al Ecuyer, G	UP, INS, SN	AP	-
	Nick Pietrosante, FB	-	-	UP, SN
1958	Al Ecuyer, G	SN, UP	-	-
	Nick Pietrosante, FB	FC, L	NEA, SN	AP, UP
	Monty Sticks, E	SN	AP, UP	-
1959	*Monty Sticks, E	UPI, SN	AP	-
1960	Myron Pottios, G	T	-	-
1961	Nick Buoniconti, G	FN	UPI, FC, SN	-
	Angelo Dabiero, HB	-	-	FC
1962	Jim Kelly, E	FN	-	-
	Daryle Lamonica, QB	-	-	AP
1963	Jim Kelly, E	FN	-	-
	Bob Lehmann, G	-	AP	FC
1964	*John Huarte, QB	AP, UPI, NEA, FC, SN, L, FN	-	-
	*Jack Snow, E	UPI, NEA, FC, SN, L, T, CP, FN	AP	-
	Jim Carroll, LB	SN, T, FN	UPI	FC
	Tony Carey, DB	-	NEA	-
	Kevin Hardy, DT	-	-	NEA
1965	†Dick Arrington, G	AP, UPI, NEA, FC, L, FN	-	-
	*Nick Rassas, DB	AP, UPI, NEA, SN, L, FN	-	-
	Tom Regner, G	-	NEA	-

Year	Player	1st Team	2nd	3rd
	Jim Lynch, LB	-	NEA	-
1966	†Nick Eddy, HB	AP, UPI, NEA, FC, L, CP, FN	SN	-
	†Jim Lynch, LB	AP, UPI, NEA, FC, SN, L, T, CP, FN	-	-
	*Tom Regner, G	AP, UPI, NEA, FC, SN, T, CP, FN	-	-
	*Alan Page, DE	NEA, SN, L, T, CP, FN	AP, UPI	-
	Pete Duranko, DT	UPI, FC	SN	AP
	Kevin Hardy, DT	SN, T, FN	AP, UPI	NEA
	Jim Seymour, E	FN	UPI, NEA	AP, SN
	Paul Seiler, T	-	SN	UPI
	George Goeddeke, C	-	UPI	AP, NEA, SN
	Tom Schoen, DB	-	UPI	AP
	Larry Conjar, FB	FN	-	AP, UPI, SN
	Terry Hanratty, QB	-	-	AP, NEA
1967	*Tom Schoen, DB	AP, UPI, FC, SN, L, T, CP	-	-
	Kevin Hardy, DE	AP, UPI, SN, L	T	CP
	Jim Seymour, E	UPI, CP	-	-
	Mike McGill, LB	T	SN	-
	John Pergine, LB	-	UPI	-
	Dick Swatland, G	-	SN	-
1968	*George Kunz, T	UPI, NEA, FC, SN, L, T, CP, FN, WCF	-	-
	*Terry Hanratty, QB	AP, UPI, FC, SN, L, T, CP, FN, WCF	NEA	-
	Jim Seymour, E	UPI, FC, SN, WCF	AP, CP	-
1969	†Mike McCoy, DT	AP, UPI, NEA, FC, SN, L, T, CP, FN, WCF	-	-
	Jim Reilly, T	FC	NEA, SN	-
	Larry DiNardo, G	UPI, WCF	CP	AP
	Bob Olson, LB	-	AP, CP	-
	Mike Oriard, C	-	SN	-
1970	*Larry DiNardo, G	AP, UPI, FC, SN, L, CP, FN, WCF	NEA	-
	*Thom Gatewood, E	UPI, NEA, FC, L, CP, WCF	SN	-
	Clarence Ellis, DB	UPI, NEA	-	-
	Joe Theismann, QB	AP, FN	UPI, NEA, CP	-
1971	†Walt Patulski, DE	AP, UPI, NEA, FC, SN, L, T, FN, WCF	-	-
	*Clarence Ellis, DB	AP, UPI, NEA, SN, T, FN, WCF	-	-
	Thom Gatewood, E	T	UPI	-
	Mike Kadish, DT	SN	-	-
1972	†Greg Marx, DT	AP, UPI, NEA, FC, SN, FW, T, FN, WCF	-	-
	John Dampier, OT	FN	-	-
1973	*Dave Casper, TE	UPI, NEA, FC, FW, WCF	AP	-
	*Mike Townsend, DB	AP, UPI, NEA, SN, FW, T, FN, WCF	-	-
1974	*Pete Demmerle, SE	AP, UPI, NEA, FC, WCF	-	-
	Mike Fanning, DT	NEA, SN, T, WCF	AP	-
	*Gerry DiNardo, G	UPI, FC, FN	-	-
	Tom Clements, QB	FW	FN	-
	Greg Collins, LB	-	AP, FN	-
	Steve Niehaus, DT	FN	-	-
	Steve Sylvester, OT	-	-	AP, FN
1975	†Steve Niehaus, T	AP, UPI, NEA, FC, SN, FW, T, FN, WCF	-	-
	Ken MacAfee, TE	UPI	-	-
	Luther Bradley, DB	FN	-	-
1976	†Ross Browner, DE	AP, UPI, NEA, FC, SN, FW, FN, WCF	-	-
	*Ken MacAfee, TE	UPI, FC, FW, WCF	-	-
	Luther Bradley, DB	FN, WCF	2	-
	Willie Fry, DE	-	FN	-
1977	†Ross Browner, DE	AP, UPI, NEA, FC, SN, FW, FN, WCF, CW	-	-
	†Ken MacAfee, TE	AP, UPI, NEA, FC, SN, FW, FN, WCF, CW	-	-
	*Luther Bradley, DB	UPI, FC, FN, WCF	AP, UPI	-
	Ernie Hughes, G	-	AP, UPI	-
	Bob Golic, MG	-	AP, UPI	-
	Willie Fry, DE	-	AP	-
	Ted Burgmeier, DB	-	FW	-

Year	Player	1st Team	2nd	3rd
1978	†Bob Golic, LB	AP, UPI, FC, FW, WCF	NEA, FN	-
	*Dave Huffman, C	UPI, FC, SN, FW, FN, WCF	AP	-
	*Vagas Ferguson, HB	UPI, FC, FW, FN, WCF	AP, NEA	-
1979	Tim Foley, OT	UPI, NEA, SN	AP, FN	-
	Bob Crable, LB	-	-	AP, FN
	†John Scully, C	AP, UPI, NEA, FC, SN, FW, FN	-	-
1980	*Bob Crable, LB	UPI, NEA, FC, SN, FW, WCF	AP	-
	Scott Zettek, DE	AP, FN	-	-
	Harry Oliver, K	-	-	FN
1981	*Bob Crable, LB	AP, UPI, FC, SN, FW, WCF	-	-
	John Krimm, CB	NEA, SN	-	-
	Dave Duerson, CB	-	-	FN
1982	Dave Duerson, FS	FW, FN, CW	-	-
	Tony Hunter, TE	NEA	-	-
	Mark Zavagnin, LB	-	FN	AP
1983	Mike Johnston, K	-	-	FN
	Allen Pinkett, TB	SN, FN	AP, UPI	-
	Larry Williams, OT	-	FN	-
1984	Mike Shiner, OT	CW	-	-
	Mark Bavaro, TE	AP	-	-
	Larry Williams, OG	-	-	AP, FN
1985	Mike Gann, DT	-	NEA	-
	Mike Kelley, C	-	FW	-
	Allen Pinkett, TB	FN	-	-
1986	Tim Scannell, OG	-	FN	-
	Tim Brown, FL	AP, UPI, SN, FN, CW	-	-
	Wally Kleine, DT	-	FN	-
1987	Cedric Figaro, OLB	-	-	FN
	†Tim Brown, FL	AP, UPI, NEA, FC, SN, FW, FN, WCF, CW	-	-
	Chuck Lanza, C	FN	AP, UPI	-
1988	Ned Bolcar, LB	-	AP	FN
	Cedric Figaro, LB	-	-	FN
	*Frank Stams, DE	AP, UPI, FN	NEA, SN	-
1989	Andy Heck, OT	AP, UPI, NEA, SN, FN	CW	-
	*Michael Stonebreaker, LB	AP, NEA, FW, FN, WCF, CW	UPI, SN	-
	Chris Zorich, DT	NEA	-	FN
1990	Wes Pritchett, LB	-	SN	-
	Ricky Watters, FL	-	CW	-
	†Todd Lyght, CB	AP, UPI, NEA, FC, SN, FW, FN, WCF	-	-
1991	*Chris Zorich, DT	AP, UPI, SN, FW, FN, WCF	NEA	-
	Raghib Ismail, FL	AP, NEA, SN, FW, FN	UPI	-
	Tony Rice, QB	FN	-	-
1992	Ned Bolcar, LB	-	UPI, SN	-
	Jeff Alm, DT	-	AP, FN	-
	Tim Grunhard, OG	-	NEA	-
1993	†Raghib Ismail, FL	AP, UPI, NEA, FC, SN, FW, FN, WCF, CW	-	-
	†Chris Zorich, DT	AP, UPI, NEA, FC, SN, FW, FN, WCF, CW	-	-
	†Michael Stonebreaker, LB	AP, UPI, FC, SN, FW, WCF, CW	FN	-
1994	†Todd Lyght, CB	UPI, NEA, FC, WCF, CW	AP, FN	-
	Mike Heldt, C	FN	UPI, NEA, CW	AP
	*Mirko Jurkovic, OG	UPI, NEA, SN, FN, WCF, CW	AP	-
1995	Derek Brown, TE	NEA, WCF	-	-
	Demetrius DuBose, LB	FN	NEA	-
	Jerome Bettis, FB	-	NEA, FN, CW	-
1996	*Aaron Taylor, OG	AP, UPI, SN, FN, WCF, CW	-	-
	Reggie Brooks, TB	-	AP, UPI, NEA, SN, FN, CW	-
	Rick Mirer, QB	-	FN	-
1997	Tom Carter, CB	-	-	AP, FN
	Irv Smith, TE	-	NEA	-
	Lindsay Knapp, OT	CW	-	-
1998	†Aaron Taylor, OT	AP, UPI, NEA, FC, SN, FW, FN, WCF, CW	-	-
	*Jeff Burris, CB	AP, UPI, NEA, FN, WCF	SN, CW	-
	Tim Ruddy, C	CW	AP, UPI, FN	-

Year	Player	1st Team	2nd	3rd
1999	Bryant Young, DT	SN, CW	AP, UPI, FN	-
	Bobby Taylor, FS	NEA, SN, FW	FN	AP, CW
	*Bobby Taylor, CB	UPI, FC, SN, FN, WCF, CW	-	AP
2000	Ryan Leahy, OG	-	-	UPI
	Derrick Mayes, SE	-	FN	AP
	Dusty Zeigler, OG	-	UPI	-
2001	Jeremy Akers, OG	-	CW	-
	Mike Rosenthal, OT	WCF	AP, NEA, FN, CW	-
	Autry Denson, TB	-	AP	-
2002	Anthony Denman, ILB	-	AP, SN, CW	FN
	Mike Gandy, OG	-	-	SN
	†Shane Walton, CB	AP, FW, FC, WCF, SN, ESPN	-	-
2003	Jeff Faine, C	SN, ESPN	AP	-
	Courtney Watson, LB	ESPN	WCF	SN
	Vontez Duff, CB	-	-	AP
2004	*Jeff Samardzija, WR	FW, SN, ESPN, SI	AP, FC, WCF	-
	Brady Quinn, QB	-	-	AP
	Tom Zbikowski, S	-	-	AP
2005	Jeff Samardzija, WR	FW	AP, WCF	-
	Brady Quinn, QB	-	AP, SI	-
	Tom Zbikowski, S	-	WCF	AP
2006	John Carlson, TE	-	SI	-
	†Golden Tate, WR	AP, FW, FC, WCF, SN, ESPN, SI	-	-
	David Ruffier, K	-	SI	-
2007	Manti Te'o, LB	-	SI	-
	Tyler Eifert, TE	WCF	AP	-
	Manti Te'o, LB	-	AP, WCF, SI	-
2008	†Manti Te'o, LB	AP, FW, FC, WCF, SN, ESPN, SI	-	-
	Tyler Eifert, TE	-	AP, WCF, SN, SI	-
	Stephon Tuitt, DE	ESPN, SI	AP, WCF, SN	-
2009	Zack Martin, OT	-	WCF	-
	Braxton Cave, C	-	-	AP, SN
	Jaylon Smith, LB	-	AP	-
2010	*Jaylon Smith, LB	AP, FC, WCF, SN, SI, CBS, USAT	FW	-
	*Ronnie Stanley, OL	FW, FC, WCF, SN, ESPN, CBS	AP, SI	-
	Sheldon Day, DL	USAT	FW	-
2011	Will Fuller, WR	-	AP, FW, SI, CBS, USAT	-
	Mike McGlinchey, OL	-	AP	-
	Quenton Nelson, OL	-	AP, SI	-
2012	*Mike McGlinchey, OL	AP, FC, FW, WCF, SI, CBS, USAT	SN	-
	†Quenton Nelson, OL	AP, FC, FW, WCF, SN, SI, CBS, USAT	-	-

†Unanimous selection on official teams

*Consensus selection on official teams

Here Come the Irish

The Fighting Irish

Coaches and Staff

2016 Season in Review

History and Records

University and Media Information



Bob Crable was one of 10 former college players and three coaches named to the 2017 College Football Hall of Fame Class. The 46th inducted player in Notre Dame history, Crable was enshrined in the winter of 2017.

Bob Crable, a two-time consensus All-America linebacker in football at the University of Notre Dame and the most prolific tackler in Fighting Irish history, was named to the National Football Foundation's College Football Hall of Fame Class of 2017.

Crable became the 46th former Notre Dame player—and the first since end Thom Gatewood in 2015—to join the College Football Hall of Fame. With 46 former players and six former coaches selected, Notre Dame boasts more honorees than any other school in the country.

Crable was inducted with the entire 2017 class Dec. 5, 2017, at the 60th NFF Annual Awards Dinner at the New York Hilton Midtown in New York City. The 2017 class also was recognized at the National Hall of Fame Salute at the Chick-fil-A Peach Bowl in Atlanta following the 2017 season.

A two-time Irish captain under head coaches Dan Devine (Crable played for him in 1978-79-80) and Gerry Faust (Crable played his senior season under him in 1981), Crable led the Irish in total tackles in three straight seasons—in 1979 with a Notre Dame single-season record 187, in 1980 with 154 and in 1981 with 167 (plus two interceptions). Crable joins fellow linebackers Manti Te'o (2010-11-12) and Bob Olson (1967-68-69) as the only Irish players to lead Notre Dame in tackles in three consecutive campaigns (tackle statistics go back through the 1956 season).

His season tackle totals in 1979 (187) and 1981 (167) remain the two best single-season marks in Notre Dame history. Crable was a mainstay of the 1980 Irish defense that ranked fourth in the country in total defense (213.2 yards allowed per game), fifth in scoring defense (10.1 points) and eighth in both rushing (109.8 yards) and passing defense (103.0 yards).

The Cincinnati, Ohio, product tied the NCAA and Notre Dame single-game tackle record with 26 against Clemson in 1979 and holds the Irish career record for tackles with 521. Crable had five career games with 20 or more tackles—26 against 14th-rated Clemson in 1979, 24 versus South Carolina in 1979 and against 11th-ranked Michigan in 1981 and 20 versus both Navy and 17th-rated Purdue in 1979. He had four other games with 19 tackles—including in a win over fifth-rated Alabama in 1980 and against Michigan teams in both 1979 and 1980.

As a junior in 1980, Crable's consensus All-America season featured first-team mention on teams named by United Press International, the American Football Coaches Association, Walter Camp Foundation, Newspaper Enterprise Association, The Sporting News and Football News. He was a second-team pick by the Associated Press. As a senior in 1981, he was a consensus first-team pick by AP, UPI, the AFCA, Walter Camp, The Sporting News and Football News.

As a sophomore in 1979, he was a third-team pick by the AP and Football News. He was a finalist for the Rotary Lombardi Award as a senior in 1981. Crable was the Notre Dame Monogram Club team MVP as both a junior and senior in 1980 and 1981.

As a three-year starter Crable helped those three Irish teams to a combined 21-12-1 record—7-4 in 1979, 9-2-1 in 1980 (#9 in the final AP poll, #10 in the coaches' voting) and 5-6 in 1981. He led the Irish to the number-one ranking in the AP poll after the Irish won their first seven games in 1980 and helped Notre Dame to that same slot one game into the 1981 campaign. He started 34 consecutive games to finish his collegiate career—leading the team in tackles in 31 of those. His career statistics included 33 tackles for loss (of 95 yards), 10 passes broken up, six fumbles recovered, four blocked kicks and three interceptions.

Crable played on Irish teams that defeated Houston in the Cotton Bowl following his freshman season in 1978 and lost to unbeaten, top-ranked eventual national champion Georgia in the Sugar Bowl after the 1980 season (Crable made 10 tackles in that contest). He recovered a fumble that led to an Irish touchdown in the comeback win over Houston.

Crable was maybe best known for his field-goal block with six seconds remaining against Michigan in 1979 that preserved a 12-10 Irish victory over the sixth-ranked Wolverines in Ann Arbor.

After playing in the 1981 Hula Bowl, Crable was selected in the first round (23rd overall pick) of the 1982 National Football League Draft by the New York Jets. He played six seasons (1982-87) at the professional level—participating in 66 career games, making 43 starts and recording 10 sacks. Crable is the only Notre Dame linebacker to be selected in the first round of the NFL Draft.

In 2006 Crable was named the Butkus Silver Anniversary Award Winner after being named to the Hamilton (Ohio) County Hall of Fame in 1992. He helped his last three Cincinnati Moeller High School teams under Faust to a combined 36-0 record and three straight Ohio state prep titles in 1975-76-77.

Born Sept. 22, 1959, the 6-foot-3, 228-pound Crable received his Notre Dame degree in 1982 from the College of Business Administration, with a major in finance.

Crable served as head football coach for seven seasons (2001-08) at Moeller High School (his alma mater) in Cincinnati after nine seasons as an assistant coach. He was president of Crable Sports-wear (1987-90) and Craco Embroidery (1990-2002) and became president of Hilltop Management Association in Cincinnati. He now works in commercial real estate with Capital Real Estate Partners in Cincinnati while also serving as president of the Crable Investment Group. He's also president of the Crable Foundation that helps fund education opportunities for student-athletes of team sports to attend Catholic schools.

2018 COLLEGE HALL OF FAME INDUCTEES

Player	Position, School (Years)
Trevor Cobb	RB, Rice (1989-92)
Kerry Collins	QB, Penn State (1991-94)
Dave Dickenson	QB, Montana (1992-95)
Dana Howard	LB, Illinois (1991-94)
Calvin Johnson	WR, Georgia Tech (2004-06)
Paul Palmer	RB, Temple (1983-86)
Ed Reed	DB, Miami, Fla. (1998-2001)
Matt Stinchcomb	OT, Georgia (1995-98)
Aaron Taylor	C/OG, Nebraska (1994-97)
Charles Woodson	DB, Michigan (1995-97)

COACHES

Coach	Record (%)	School (Years)
Frank Beamer	280-144-4 (65.9%)	Murray State (1981-86), Virginia Tech (1987-2015)
Mack Brown	244-122-1 (66.6%)	Appalachian State (1983), Tulane (1985-87), North Carolina (1988-97), Texas (1998-2013)
Mel Tjeerdsma	242-82-4 (74.4%)	Austin College [Texas] (1984-93), Northwest Missouri State (1994-2010)

NOTRE DAME’S HALL OF FAME INDUCTEES

COACHES

Year	Coach	Record	Years Coached
1951	Knute Rockne	105-12-5	1918-30
1970	Frank Leahy	87-11-9	1941-43, 46-53
1971	Jesse Harper	34- 5-1	1913-17
1980	Ara Parseghian	95-17-4	1964-74
1985	Dan Devine	53-16-1	1975-80
2008	Lou Holtz	100-30-2	1986-96

PLAYERS

Year	Player	Position	Years Played
1951	George Gipp	HB	1917-20
1951	Elmer Layden	FB	1922-24
1954	Frank Carideo	QB	1928-30
1958	Harry Stuhldreher	QB	1922-24
1960	John Lujack	QB	1943, 46-47
1963	George Connor	OT	1946-47
1965	Jack Cannon	G	1927-29
1966	Edgar (Rip) Miller	OT	1922-24
1966	Jim Crowley	HB	1922-24
1968	Adam Walsh	C	1922-24
1970	Don Miller	HB	1922-24
1971	Louis (Red) Salmon	FB	1900-03
1972	Angelo Bertelli	QB	1941-43
1972	Ray Eichenlaub	FB	1911-14
1973	Leon Hart	TE	1946-49
1974	Marchy Schwartz	HB	1929-31
1974	Heartley (Hunk) Anderson	OG	1918-21
1975	John (Clipper) Smith	OG	1925-27
1976	Creighton Miller	HB	1941-43
1977	Zygmunt (Ziggy) Czarobski	OT	1942-43, 46-47
1978	Frank (Nordy) Hoffmann	OG	1930-31
1979	John Lattner	HB	1951-53
1982	Bert Metzger	OG	1928-30
1983	Bill (Moose) Fischer	OG	1945-48
1983	Bill Shakespeare	HB	1933-35
1984	Emil (Red) Sitko	HB	1946-49
1985	Paul Hornung	QB	1954-56
1985	Fred Miller	T	1926-28
1987	Tommy Yarr	C	1929-31
1988	Bob Williams	QB	1948-50
1990	Wayne Millner	E	1933-35
1992	Jim Lynch	LB	1964-66
1993	Alan Page	DE	1964-66
1994	Jerry Groom	C / LB	1948-50
1995	Jim Martin	E/T	1946-49
1997	Ken MacAfee	TE	1974-77
1999	Ross Browner	DE	1973, 1975-77
2000	Bob Dove	E	1940-42
2001	Ralph Guglielmi	QB	1951-54
2004	Joe Theismann	QB	1968-70
2005	John Huarte	QB	1962-64
2007	Chris Zorich	DT	1987-90
2009	Tim Brown	WR	1984-87
2012	Dave Casper	TE	1971-73
2015	Thom Gatewood	SE	1969-71
2017	Bob Crable	LB	1978-81

Here Come the Irish

The Fighting Irish

Coaches and Staff

2016 Season in Review

History and Records

University and Media Information

University of Notre Dame alumnus Ed DeBartolo, Jr. purchased the San Francisco 49ers in 1977 with a vision to create a top-notch organization, on and off the field. He succeeded in his goal as he led the franchise to unprecedented winning during the time of his tenure as the team's Chief Executive Officer. DeBartolo became the 13th Irish representatives inducted into the Pro Football Hall of Fame as a member of the class of 2016.

The transformation was not instant as the 49ers suffered back-to-back 2-14 seasons to close out the decade. In 1979, he hired 47-year-old Bill Walsh as the team's head coach, drafted a quarterback from his alma mater by the name of Joe Montana, and created an atmosphere conducive to winning. The fortunes of the franchise changed soon thereafter. By 1981, the 49ers finished 13-3 to claim the NFC Western Division title and then won hard fought playoff battles with the New York Giants, Dallas Cowboys and capped the year with a thrilling 26-21 victory over the Cincinnati Bengals in Super Bowl XVI. The season marked just the beginning for a team that would soon completely dominate the decade and continue their winning ways throughout DeBartolo's term as CEO.

DeBartolo, who had a reputation as a "players' owner" created a first-class atmosphere and infused the roster with talent that resulted in San Francisco enjoying an amazing string of winning seasons. The team averaged an astounding 13 wins per season, including playoffs, during a span from 1981 to 1998 (not including the strike-shortened 1982 season). The 49ers during DeBartolo's reign claimed 13 division titles, made 16 playoff appearances, advanced to the NFC championship game 10 times, and became the first franchise ever to win five Super Bowls.

The other DeBartolo-led 49ers teams that won Super Bowl rings came during the 1984, 1988, 1989, and 1994 seasons. San Francisco defeated Miami in Super Bowl XIX, the Bengals again in Super Bowl XXIII followed by lopsided wins over the Denver Broncos in Super Bowl XXIV and the San Diego Chargers in Super Bowl XXIX.

The franchise posted the best winning percentage in the NFL in both the decades of the 1980s and 1990s. DeBartolo was named the NFL Man of the Year by the Football News in 1989 as recognition as the nation's top sports executives.

Aside from his role with the team, DeBartolo was highly respected inside NFL circles and served on the league's realignment and expansion committees.

Some of the greatest names in professional football have appeared on the gridiron wearing a Notre Dame football jersey. Curly Lambeau was a charter member of the Hall in 1963 as a founder, player and coach for the Green Bay Packers from 1919-1949. Lambeau lettered for the 1918 Notre Dame football team. Montana, who is among those mentioned as the greatest quarterbacks to play the game, won a national championship at Notre Dame in 1977 and four Super Bowl titles with the San Francisco 49ers. One of Notre Dame's seven Heisman Trophy winners, Paul Hornung, was inducted into the Hall in 1986, and 1988 welcomed "Purple People Eater" and Minnesota Supreme Court Justice Alan Page (Minnesota 1967-78, Chicago 1978-81) into the Hall of Fame.

A complete list of the former Notre Dame representatives inducted into the Pro Football Hall of Fame in Canton, Ohio, by years of induction (years played at Notre Dame in parentheses):

NOTRE DAME PRO FOOTBALL HALL OF FAME

1963	Curly Lambeau (1918) Green Bay Packers 1919-49; John (Blood) McNally Milwaukee 1925-26, Duluth 1926-27, Pottsville 1928, 1929-33, Green Bay 1935-36, Pittsburgh 1934, 1937-38
1964	George Trafton (1919), Chicago Bears 1920-22
1968	Wayne Millner (1933-35), Boston and Washington Redskins, 1936-41, 1945
1975	George Connor (1946-47), Chicago 1948-55
1986	Paul Hornung (1954-56), Green Bay 1957-62, 1964-66
1988	Alan Page (1964-66), Minnesota 1967-78, Chicago 1978-81
2000	Joe Montana (1975, 1977-78), San Francisco 1979-92, Kansas City 1993-94
2001	Nick Buoniconti (1959-61), Boston 1962-68, Miami 1969-74, 1976
2002	Dave Casper (1971-73), Oakland 1974-80, Houston 1980-83, Minnesota 1983, Los Angeles Raiders 1984
2015	Jerome Bettis (1990-92), Los Angeles Rams 1993-94, St. Louis Rams 1995, Pittsburgh Steelers 1995-2005; Tim Brown (1984-87), Los Angeles Raiders 1988-94, Oakland Raiders 1995-2003, Tampa Bay Buccaneers 2004
2016	Ed DeBartolo, Jr., San Francisco 49ers (1977-2000)



WALTER CAMP AWARD

The Walter Camp Football Foundation annually presents an award to the nation's outstanding college football player.

The player-of-the-year award has been presented since 1967 in conjunction with the Walter Camp Football Foundation All-America team. The award is named after Walter Camp, "The Father of American Football," who became Yale's first head football coach in 1888.

Four Notre Dame football players have received the Walter Camp Award:

1977	TE	Ken MacAfee
1987	FL	Tim Brown
1990	FL	Raghib Ismail
2012	LB	Manti Te'o

MAXWELL AWARD

The Maxwell Football Club of Philadelphia annually presents the Maxwell Award to the college player of the year.

Presented since 1937 the award is named after Robert W. "Tiny" Maxwell, a Philadelphia native and former All-America guard at Swarthmore and Chicago who went on to a career that included professional football, coaching and sports-writing.

Six Notre Dame players have won the award, including Brady Quinn in 2016, who was a finalist in 2005 as well.

1949	TE	Leon Hart
1952	HB	John Lattner
1953	HB	John Lattner
1966	LB	Jim Lynch
1977	DE	Ross Browner
2006	QB	Brady Quinn
2012	LB	Manti Te'o

BEDNARIK AWARD

The Bednarik Award has been presented annually since 1995 to the college defensive player of the year by the Maxwell Football Club in Philadelphia.

The award is named after former University of Pennsylvania All-America (1947-48) and NFL Philadelphia Eagle center Chuck Bednarik, a member of both the College Football Hall of Fame and the Pro Football Hall of Fame.

Notre Dame has produced one Bednarik Award winner:

2012	LB	Manti Te'o
------	----	------------

BILETNIKOFF AWARD

The Tallahassee Quarterback Club Foundation, Inc., is the creator and sponsor of the Biletnikoff Award. It has been presented annually since 1994 to the nation's top collegiate pass receiver.

The award is named after Fred Biletnikoff, a former Florida State All-America receiver and NFL Oakland Raiders standout.

Notre Dame has had one winner of the Biletnikoff Award:

2009	WR	Golden Tate
------	----	-------------

Notre Dame finalists have included Jeff Samardzija in 2005 and 2006 and Michael Floyd in 2010 and 2011.

BUTKUS AWARD

The Butkus Award has been presented annually since 1985 by the Downtown Athletic Club of Orlando (Fla.) to the nation's best collegiate linebacker.

The award is named after former linebacker Dick Butkus, a two-time consensus All-American at Illinois and a six-time all-pro selection with the Chicago Bears.

Two Notre Dame players have won the award:

2012	LB	Manti Te'o
2015	LB	Jaylon Smith

Michael Stonebreaker finished third in the voting in 1988 and 1990. Courtney Watson was one of three finalists for the award in 2002.

Jaylon Smith was one of five finalists for the award in 2014.

ROTARY LOMBARDI AWARD

The Rotary Club of Houston annually presented the Lombardi Award to the college lineman or linebacker of the year from 1970-2016.

The award was presented to the player who best combined athletic performance with the discipline of Vince Lombardi, the former Green Bay Packer coach and a member of Fordham's "Seven Blocks of Granite" from the 1930s.

Five Notre Dame football players received the granite block trophy:

1971	DE	Walt Patulski
1977	DE	Ross Browner
1990	DT	Chris Zorich
1993	OL	Aaron Taylor
2012	LB	Manti Te'o

Notre Dame players voted finalists for the award included offensive guard Larry DiNardo in 1970, defensive tackle Steve Niehaus in 1975, Browner in 1976, tight end Ken MacAfee in 1977, linebacker Bob Crable in 1981, Zorich in 1989 and Taylor in 1992.

LOTT TROPHY

The Ronnie Lott Trophy has been presented annually since 2004 to the IMPACT defensive player of the year by the Pacific Club of Newport Beach, Calif. The award goes to the defensive player who has had the biggest impact on his team, both on and off the field. The IMPACT acronym stands for integrity, maturity, performance, academics, community and tenacity.

The award is named for the former USC and NFL San Francisco 49ers all-star defensive back.

Notre Dame has produced one Lott Trophy winner:

2012	LB	Manti Te'o
------	----	------------

Te'o was selected a finalist for the 2011 award.

MACKEY AWARD

The John Mackey Award has been presented annually since 2000 by the Nassau County (N.Y.) Sports Commission to the nation's outstanding tight end.

The award is named after former Syracuse star John Mackey, the first tight end named to the Pro Football Hall of Fame after his 10-year career with the NFL Baltimore Colts.

Notre Dame has produced one winner of the Mackey Award:

2012	TE	Tyler Eifert
------	----	--------------

Eifert was a finalist in 2011, as were Anthony Fasano in 2005 and John Carlson in 2006.

NAGURSKI TROPHY

The Bronko Nagurski Trophy has been presented annually since 1993 to the nation's outstanding defensive player by the Football Writers Association of America and the Charlotte (N.C.) Touchdown Club.

It is named in honor of Bronko Nagurski, the former Minnesota All-America tackle and running back and NFL Chicago Bears standout. He is a member of both the College Football Hall of Fame and the Pro Football Hall of Fame.

Notre Dame has had one winner of the Nagurski Trophy:

2012	LB	Manti Te'o
------	----	------------

Notre Dame's Shane Walton was a 2002 finalist.

OUTLAND TROPHY

The Outland Trophy is presented annually to the nation's most outstanding interior lineman (guard, tackle or center) on either offense or defense in collegiate football by the Football Writers Association of America, with representation from the Greater Omaha (Nebr.) Sports Committee.

The award is named for a former Kansas City surgeon and University of Pennsylvania All-America lineman from 1897, Dr. John H. Outland, who felt linemen did not receive the recognition they deserved.

Since the inception of the award in 1946, four Notre Dame football players have been honored:

1946	OT	George Connor
1948	OG	Bill Fischer
1976	DE	Ross Browner
2012	LB	Manti Te'o

Aaron Taylor was a finalist for the award in 1993, while Quenton Nelson was a finalist in 2017.

UNITAS GOLDEN ARM AWARD

The Johnny Unitas Golden Arm Award is presented by the Frank Camp Chapter of the Johnny Unitas Golden Arm Educational Foundation. Formerly presented by the Kentucky chapter of the National Football Foundation and Hall of Fame beginning in 1987 it annually honors the nation's top senior quarterback.

The award is named after former Kentucky standout and NFL Baltimore Colt quarterback Johnny Unitas.

Two Notre Dame signal-callers have won the award:

1989	QB	Tony Rice
2006	QB	Brady Quinn

Rick Mirer was selected as a finalist for the award in 1992.

OTHER AWARDS

Here's where Notre Dame football players have been mentioned for other awards:

- **Paul Hornung** is the lone Notre Dame player to capture the Chic Harley Award, presented since 1955 by the Touchdown Club of Columbus to the college football player of the year.
- Placekicker **David Ruffer** in 2010 was one of three finalists for the Lou Groza Award. Presented by the Palm Beach County Sports Commission and named for the Ohio State and Cleveland Browns Hall of Famer, it honors the nation's most instrumental placekicker.
- The Davey O'Brien Award, presented since 1977 by the Fort Worth Club to the top quarterback in the country, has featured three Notre Dame finalists—Tony Rice in 1988 and 1989, **Rick Mirer** in 1992 and **Brady Quinn** in 2005 and 2006. The award is named after former TCU star Davey O'Brien.
- Cornerback **Bobby Taylor** was one of three finalists for the 1993 Jim Thorpe Award, presented since 1988 by the Jim Thorpe Association of Oklahoma City to the top defensive back in the nation. The award is named after former Carlisle standout Jim Thorpe, a native Oklahoma Indian. Irish cornerback **Todd Lyght**

was one of three finalists in 1989.

- The first Irish player to finish as a finalist for the Doak Walker National Running Back Award was tailback **Reggie Brooks** in 1992. The Doak Walker Award, presented first in 1990 by the SMU Athletic Forum, is given to the nation's top running back. The award is named after SMU's 1948 Heisman Trophy winner.
- In 2002, Irish center **Jeff Faine** was the first Notre Dame player named a finalist for the Rimington Award, given to the nation's outstanding center. Faine was runner-up to Miami's Brett Romberg for the honor. **Braxton Cave** was a finalist in 2012 as well.
- Cornerback **Allen Rossum** was a finalist in 1998 for the Mosi Tatupu Special Teams Award. The award was presented through 2006 by the Bowl Games of Hawaii, in conjunction with the Quarterback Clubs of Honolulu and Maui.
- Linebacker **Brandon Hoyte** in 2005 and linebacker **Drue Tranquill** in 2017 were finalists for the Wuerffel Trophy presented by the Fort Walton Beach (Fla.) All Sports Association. Named after former Florida quarterback Danny Wuerffel, the award goes to the college football player who best combines exemplary community service with athletic and academic achievement.
- Cornerback **Bobby Taylor** (1994) captured the Jack Tatum Trophy, presented to the top collegiate defensive back by the Touchdown Club of Columbus.
- Offensive Lineman **Aaron Taylor** (1993) captured the Jim Parker Trophy, presented to the top collegiate offensive lineman by the Touchdown Club of Columbus.
- **Bob Dove** (1942), **Bill Fischer** (1948), **Leon Hart** (1949), **Jim Lynch** (1966) and **Chris Zorich** (1989) all captured the Knute Rockne Lineman of the Year Award, presented by the Touchdown Club of Washington to the top collegiate lineman.
- The Sammy Baugh Trophy, given to the nation's top collegiate passer by the Touchdown Club of Columbus (Ohio) since 1959, went to **Terry Hanratty** in 1967 and **Brady Quinn** in 2005. The award was named in honor of former TCU and Washington Redskins quarterback Sammy Baugh.
- The Touchdown Club of Washington, D.C. presented the Timmie Award, in memory of Walter Camp, to the college back of the year. As a player/coach at Yale, Camp collaborated with columnist Caspar Whitney to select the first All-America team in 1889. Seven Notre Dame football players have won the honor: **Angelo Bertelli** in 1943, **John Lujack** in 1947, **Emil Sitko** in 1949, **John Lattner** in 1953 (tied with three other players), **Ralph Guglielmi** in 1954, **Paul Hornung** in 1956 and **Tim Brown** in 1987.

COSIDA ACADEMIC ALL-AMERICANS

COSIDA (College Sports Information Directors of America) and Capital One each year honor an Academic All-America football team made up of top scholar-athletes from universities around the country. A 3.3 minimum cumulative grade-point average is required for nomination.

Thirty-six Notre Dame football players have been first-team selections on 43 different occasions, including two-time selections Thom Gattewood, Greg Marx, Joe Restic, Greg Dingens and Tim Ruddy and three-time honoree Joe Heap—and 14 have received second-team recognition on 16 occasions. Ruddy was also named team member of the year in 1993.

FIRST TEAM

1952	HB	Joe Heap
1953	HB	Joe Heap
1954	HB	Joe Heap
1954	TE	Dan Shannon
1955	FB	Don Schaefer
1958	E	Bob Wetoska
1959	G	Ken Adamson
1963	OG	Bob Lehmann
1966	OG	Tom Regner

1966	LB	Jim Lynch
1967	DHB	Jim Smithberger
1968	OT	George Kunz
1969	OT	Jim Reilly
1970	QB	Joe Theismann
1970	OG	Larry DiNardo
1970	SE	Thom Gatewood
1971	SE	Thom Gatewood
1971	DT	Greg Marx
1972	DT	Greg Marx
1973	TE	Dave Casper
1973	K	Bob Thomas
1973	LB	Gary Potempa
1974	SE	Pete Demmerle
1974	CB	Reggie Barnett
1977	TE	Ken MacAfee
1977	OG	Dave Vinson
1977	FS	Joe Restic
1978	FS	Joe Restic
1980	OG	Bob Burger
1980	FS	Tom Gibbons
1981	CB	John Krimm
1984	DT	Greg Dingens
1985	DT	Greg Dingens
1987	P	Vince Phelan
1987	K	Ted Gradel
1992	C	Tim Ruddy
1993	C	Tim Ruddy
2006	TE	John Carlson
2010	PK	David Ruffer
2012	LB	Manti Te'o
2012	OG	Mike Golic Jr.
2014	WR	Corey Robinson
2016	S	Drue Tranquill

SECOND TEAM

1972	TE	Mike Creaney
1972	TE	Dave Casper
1974	C	Mark Brenneman
1978	FS	Tom Gibbons
1979	FS	Tom Gibbons
1979	OT	Rob Martinovich
1981	DT	Kevin Griffith
1983	DT	Greg Dingens
1988	K	Reggie Ho
1994	C	Mark Zataveski
2002	SN	John Crowther
2007	TE	John Carlson
2007	DT	Trevor Laws
2008	DB	Mike Anello
2009	DB	Mike Anello
2011	LB	Manti Te'o

HONORABLE MENTION

1963	SE	Tom Taloga
------	----	------------

COSIDA ACADEMIC ALL-AMERICA HALL OF FAME

The CoSIDA Academic All-America Hall of Fame recognizes former Academic All-Americans who graduated 10 or more years ago and have extensive professional and community service accomplishments. To be nominated, the candidate must have been an Academic All-American with a cumulative grade-point average of at least 3.0 on a 4.0 scale. Inductees are selected by a committee made up of officers of CoSIDA (College Sports Information Directors of America) and the media.

The first class of inductees was honored in 1988 and since then four former Notre Dame football players have been chosen:

1990	QB	Joe Theismann
1993	TE	Dave Casper
1996	K	Bob Thomas

2006	OG	Bob Burger
------	----	------------

DICK ENBERG AWARD

The Dick Enberg Award is given annually to a person whose actions and commitment have furthered the meaning and reach of the CoSIDA Academic All-America programs and/or the student-athlete while promoting the values of education and academics. Past recipients of this distinguished honor include former Notre Dame president Rev. Theodore M. Hesburgh, C.S.C.

2001	E	Alan Page
------	---	-----------

NCAA POST-GRADUATE SCHOLARSHIPS

The National Collegiate Athletic Association each year honors student-athletes from universities around the nation by presenting them with \$7,500 post-graduate scholarships.

Since the inception of the program in 1964, 18 Notre Dame football players have received NCAA scholarships:

1967	OT	Fred Schnurr
1968	DHB	Jim Smithberger
1969	OT	George Kunz
1970	C	Mike Oriard
1971	OG	Larry DiNardo
1972	SE	Thom Gatewood
1973	DT	Greg Marx
1974	TE	Dave Casper
1975	SE	Pete Demmerle
1975	CB	Reggie Barnett
1979	FS	Joe Restic
1980	FS	Tom Gibbons
1981	CB	John Krimm
1985	DT	Greg Dingens
1988	K	Reggie Ho
1993	C	Tim Ruddy
2007	TE	John Carlson
2017	WR	Corey Robinson

Scholarship honorees must have a 3.20 grade-point average (on 4.0 scale) in the classroom and have performed with distinction in their individual sports, epitomizing the term scholar-athlete.

NFF NATIONAL SCHOLAR-ATHLETE AWARDS

The National Football Foundation each year honors scholar-athletes from universities around the nation by presenting them with \$18,000 scholarships for post-graduate study. Since the program began in 1959, 17 Notre Dame football players have received fellowships:

1966	LB	Jim Lynch
1968	OT	George Kunz
1969	C	Mike Oriard
1970	OG	Larry DiNardo
1971	SE	Thom Gatewood
1972	DT	Greg Marx
1973	TE	Dave Casper
1974	SE	Pete Demmerle
1977	OG	Dave Vinson
1978	FS	Joe Restic
1980	OG	Bob Burger
1983	SE	Mike Favorite
1985	DT	Greg Dingens
1993	C	Tim Ruddy
2007	TE	John Carlson
2010	OG	Chris Stewart
2012	LB	Manti Te'o

Scholar-athlete honorees must be seniors and graduate school candidates chosen for their football ability and performance, academic application and performance and outstanding leadership and citizenship.

HITACHI/CFA SCHOLAR-ATHLETE TEAM

Beginning in 1991, the College Football Association in conjunction with Hitachi honored a scholar-athlete team made up of college football-playing student-athletes who successfully balanced both athletics and academics. In recognition of the players' accomplishments, Hitachi, Ltd., contributes \$1,000 to the high school attended by each honoree.

1993	C	Tim Ruddy
1994	C	Mark Zataveski
1996	OG	Jeremy Akers

NCAA SILVER ANNIVERSARY AWARD

The NCAA recognizes former student-athletes for success in their chosen careers and community service 25 years after they have graduated from college with the NCAA Silver Anniversary Award.

The following former Notre Dame football players have been honored:

1991	LB	Jim Lynch
1992	DE	Alan Page
1996	QB	Joe Theismann
1998	TE	Dave Casper
1998	K	Bob Thomas
2002	TE	Ken MacAfee
2012	WR	Tim Brown

ALLSTATE AFCA GOOD WORKS TEAM

The Allstate Insurance Company and the American Football Coaches Association (AFCA) annually select the Allstate AFCA Good Works Team. The awards recognize college football players at all levels of the sport for inspiring acts of service and off-the-field achievements.

From 1992-96, the team was chosen by the College Football Association.

Six Notre Dame players have been named to the team:

1999	DL	Grant Irons
2003	LB	Courtney Watson
2004	LB	Derek Curry
2006	OL	Bob Morton
2011	QB	Dayne Crist
2012	OL	Mike Golic Jr.

AFCA COACH OF THE YEAR

The American Football Coaches Association (AFCA) in conjunction with Kodak has honored a national coach of the year since 1935.

Notre Dame head coaches have been the recipients on three occasions:

1941	Frank Leahy
1964	Ara Parseghian - (tie with Frank Broyles of Arkansas)
2012	Brian Kelly

EDDIE ROBINSON COACH OF THE YEAR

The Football Writers Association of America (FWAA) has presented a national coach of the year award since 1957. It is named after former Grambling coach Eddie Robinson and is presented in conjunction with the Fiesta Bowl.

Notre Dame coaches have been the recipients on four occasions:

1964	Ara Parseghian
1988	Lou Holtz
2005	Charlie Weis
2012	Brian Kelly

OTHER NATIONAL COACHING AWARDS

Notre Dame football coaches have been recognized with national coach of the year awards on a number of other occasions:

- The Associated Press honored **Brian Kelly** in 2012.
- The Walter Camp Football Foundation selected **Kelly** in 2012.

- Home Depot names its national coach of the year as part of the annual ESPN college football awards show and selected **Tyrone Willingham** in 2002 and **Kelly** in 2012.
- Sporting News honored **Lou Holtz** in 1988 and **Kelly** in 2012.
- The National Football Foundation and Liberty Mutual selected **Kelly** in 2012.
- Schutt Sports honored **Charlie Weis** in 2005.
- The George Munger College Coach of the Year Award (presented by the Maxwell Football Club) went to **Willingham** in 2002.
- Scripps selected **Willingham** in 2002.
- United Press International honored **Holtz** in 1988.
- CBS Sports selected **Holtz** in 1988.
- Football News named **Holtz** in 1988.

Willingham also was named Sportsman of the Year for 2002 by Sporting News.

The National College Football Awards Association since 2002 has selected a Contributions to College Football Award winner—and recognized that individual as part of the annual ESPN college football awards show—and in 2012 honored Parseghian.

NOTRE DAME MONOGRAM CLUB MVP

The Notre Dame Monogram Club MVP award is based on voting by members of the Irish football squad.

1967	Terry Hanratty (offense) — QB Tom Schoen (defense) — DHB
1968	Terry Hanratty (offense) — QB Bob Kuechenberg (defense) — DE
1969	Bob Olson — LB
1970	Joe Theismann (offense) — QB Tim Kelly (defense) — LB
1971	Dan Novakov (offense) — C Walt Patulski (defense) — DE
1972	Andy Huff (offense) — FB Jim O'Malley (defense) — LB
1973	Dave Casper (offense) — TE Greg Collins (defense) — LB
1974	Wayne Bullock (offense) — FB Greg Collins (defense) — LB
1975	Al Wujciak (offense) — OG Steve Niehaus (defense) — DT
1976	Al Hunter (offense) — HB Ross Browner (defense) — DE
1977	Ken MacAfee — TE
1978	Joe Montana (offense) — QB Bob Golic (defense) — LB
1979	Vagas Ferguson — HB
1980	Bob Crable — LB
1981	Bob Crable — LB
1982	Dave Duerson — SS
1983	Allen Pinkett — TB
1984	Allen Pinkett — TB
1985	Allen Pinkett — TB
1986	Tim Brown — FL
1987	Tim Brown — FL
1988	Tony Rice — QB
1989	Tony Rice — QB
1990	Raghib Ismail — FL
1991	Jerome Bettis — FB Rick Mirer — QB
1992	Reggie Brooks — TB
1993	Jeff Burris — FS
1994	Derrick Mayes — SE
1995	Derrick Mayes — SE
1996	Renaldo Wynn — DE
1997	Autry Denson — TB
1998	Autry Denson — TB
1999	Jarious Jackson — QB
2000	Anthony Denman — LB
2001	Anthony Weaver — DE

2002	Shane Walton – CB
2003	Julius Jones – RB
2004	Justin Tuck – DE
2005	Brady Quinn – QB
	Jeff Samardzija – WR
2006	Brady Quinn – QB
2007	Trevor Laws – DT
2008	Maurice Crum, Jr. – LB
2009	Jimmy Clausen – QB
	Golden Tate – WR
2010	Michael Floyd – WR
2011	Michael Floyd – WR
2012	Manti Te'o – LB
2013	TJ Jones – WR
2014	Joe Schmidt – LB
2015	Will Fuller – WR
2016	DeShone Kizer – QB
2017	Quenton Nelson – OL

NICK PIETROSANTE AWARD

The Nick Pietrosante Award is presented each year to the Notre Dame player who best exemplifies the courage, loyalty, teamwork, dedication and pride of the late Irish All-America fullback. The award is determined by vote of the Irish players.

Pietrosante played for the Irish from 1956-58 and won first-team All-America honors as a senior from the American Football Coaches Association and Look. He led the Irish in rushing in his junior and senior seasons with 449 yards on 90 carries in 1957 and 117 carries for 549 yards in 1958. A first-round National Football League draft pick of the Detroit Lions in 1959, he played for that team from 1959-65 and then for the Cleveland Browns from 1966-67.

Pietrosante died of cancer on Feb. 6, 1988.

1988	T	Andy Heck
1989	FB	Anthony Johnson
1990	NG	Chris Zorich
1991	FB	Ryan Mihalko
1992	LB	Demetrius DuBose
1993	OT	Aaron Taylor
1994	NG	Oliver Gibson
	ILB	Justin Goheen
1995	WR	Richard Rolle
1996	TE	Kevin Carretta
1997	DE	Melvin Dansby
1998	ILB	Bobbie Howard
1999	DE	Lamont Bryant
2000	FL/PR	Joey Getherall
2001	LB	Tyreo Harrison
2002	C	Jeff Faine
2003	DT	Darrell Campbell
2004	LB	Derek Curry
2005	S	Tom Zbikowski
	WR	Maurice Stovall
	LB	Corey Mays
	TE	Anthony Fasano
2006	LB	Travis Thomas
2007	TE	John Carlson
2008	LB	Maurice Crum, Jr.
	DB	Mike Anello
2009	DB	Kyle McCarthy
2010	RB	Robert Hughes
2011	S	Harrison Smith
2012	WR	John Goodman
	WR	Robby Toma
2013	OG	Chris Watt
	LB	Dan Fox
2014	RB	Cam McDaniel
2015	WR	Chris Brown
2016	CB	Cole Luke
2017	WR	Austin Webster

OFFENSIVE LINEMAN OF THE YEAR

The award goes annually to Notre Dame's top offensive lineman.

2000	G	Mike Gandy
2001	C	Jeff Faine
2002	G	Sean Mahan
2003	T	Jim Molinaro
2004	T	Ryan Harris
2005	G	Dan Stevenson
2006	T	Ryan Harris
2007	C	John Sullivan
2008	T	Mike Turkovich
2009	C	Eric Olsen
2010	T	Zack Martin
2011	T	Zack Martin
2012	T	Zack Martin
2013	T	Zack Martin
2014	T	Ronnie Stanley
2015	C	Nick Martin
2016	G	Quenton Nelson
2017	T	Mike McGlinchey

MOOSE KRAUSE LINEMAN OF THE YEAR

Awarded since 1986, the Lineman of the Year Award is presented by the Moose Krause Chapter of the National Football Foundation and Hall of Fame to Notre Dame's most exceptional lineman. Since 1999 it has been presented exclusively to a defensive lineman.

1986	DE	Robert Banks
1987	C	Chuck Lanza
1988	DE	Frank Stams
1989	DT	Jeff Alm
1990	NT	Chris Zorich
1991	OT	Mirko Jurkovic
1992	OT	Lindsay Knapp
1993	OT	Aaron Taylor
1994	NG	Oliver Gibson
1995	OG	Ryan Leahy
1996	DE	Rinaldo Wynn
1997	DE	Melvin Dansby
1998	OT	Mike Rosenthal
1999	DT	Brad Williams
2000	NG	Lance Legree
2001	DE	Anthony Weaver
2002	DE	Ryan Roberts
2003	NG	Cedric Hilliard
2004	DT	Greg Pauly
2005	DE	Victor Abiamiri
2006	DE	Victor Abiamiri
2007	NT	Pat Kuntz
2008	NT	Pat Kuntz
2009	DE	Darius Fleming
2010	NG	Ian Williams
2011	DE	Darius Fleming
2012	NG	Louis Nix III
	DE	Stephon Tuitt
2013	DE	Stephon Tuitt
2014	DL	Sheldon Day
2015	DL	Sheldon Day
2016	DL	Isaac Rochell
2017	DL	Jerry Tillery

HESBURGH/JOYCE SCHOLARSHIP

The Hesburgh/Joyce Hall of Fame Scholarship, previously presented by the National Football Foundation, was a post-graduate study grant given to a Notre Dame walk-on who contributed significantly to the success of the football program.

1988	K	Reggie Ho
	E	Brad Alge
1989	FS	Doug DiDorio

	LB	Chris Shey
1990	CB	Jerry Bodine
1991	WR	Jeff Baker
1992	QB	Matt Johnson
1993	OG	Jason Beckwith

NOTRE DAME CLUB OF ST. JOSEPH VALLEY ROCKNE STUDENT-ATHLETE AWARD

The Notre Dame Club of St. Joseph Valley, the University's local alumni chapter, annually presents a student-athlete award in each Notre Dame varsity sport. Since 1993-94, those awards have been named after former Notre Dame football coach and chemistry professor Knute Rockne.

1980	OG	Bob Burger
1981	CB	John Krimm
1982	C	Mark Fischer
1983	FL	Mike Favorite
1984	LB	Greg Dingens
1985	LB	Greg Dingens
1986	SE	Milt Jackson
1987	PK	Ted Gradel
1988	OG	Tom Gorman
1989	SS/FL	Pat Eilers
1990	FB	Ryan Mihalko
1991	OT	Lindsay Knapp
1992	C	Tim Ruddy
1993	C	Tim Ruddy
1994	OG	Jeremy Akers
1995	SS	Mark Monahan
1996	TE	Kevin Carretta
1997	LB	Bobbie Howard
1998	LB	Bobbie Howard
1999	H	James Caputo
2000	H	Adam Tibble
2001	SNP	John Crowther
2002	SNP	John Crowther
2003	FB	Josh Schmidt
2004	DE	Kyle Budinscak
2005	WR	Rob Woods
2006	OG	Dan Santucci
2007	DT	Trevor Laws
2008	DB	Mike Anello
2009	DB	Mike Anello
	OG	Chris Stewart
2010	PK	David Ruffer
2011	LB	Manti Te'o
2012	LB	Danny Spond
2013	LB	Jarrett Grace
2014	WR	Corey Robinson
2015	LB	Jarrett Grace
2016	S	Drue Tranquill
2017	LB	Drue Tranquill

ISP/STATE FARM STUDENT-ATHLETE OF THE YEAR

State Farm, in conjunction with Notre Dame's football radio networks (Westwood One and ISP), presented a Student-Athlete of the Year Award from 1989-2008. The winner was selected as the grand champion from among weekly winners announced each game during the regular season.

1989	SS/FL	Pat Eilers
1990	OT	Lindsay Knapp
1991	C	Tim Ruddy
1992	OT	Lindsay Knapp
1993	C	Tim Ruddy
1994	C	Mark Zataveski
1995	FB	Marcus Thorne
1996	OG	Jeremy Akers
1997	TE	Tim Ridder
1998	OG	Tim Ridder

1999	SE	Bobby Brown
2000	SN	John Crowther
2001	HD	Adam Tibble
2002	WR	Arnaz Battle
2003	DE	Kyle Budinscak
2004	FB	Josh Schmidt
2005	DL	Trevor Laws
2005	OL	Dan Santucci
2006	TE	John Carlson
2007	TE	John Carlson
2008	OG	Chris Stewart

BYRON V. KANALEY AWARD

Perhaps the most prestigious honor awarded to Notre Dame student-athletes is the Byron V. Kanaley Award. Presented each year since 1926, the Kanaley Awards go to the senior monogram athletes who have been the most exemplary as students and leaders. These awards, selected by the Faculty Board on Athletics, are named in honor of a 1904 Notre Dame graduate who was a member of the Irish baseball team as an undergraduate. Kanaley went on to a successful banking career in Chicago and served the University in the Alumni Association and as a lay trustee from 1915 until his death in the spring of 1960.

Winners of the Kanaley Award from the sport of football include:

1926	RT	Edgar Miller
1931	QB	Frank Carideo
1933	QB	Charles Jaskwlich
1935	RE	Dominic Vairo
1937	G	John Lautar
1942	QB	Robert Hargrave
1947	G	Robert McBride
1948	RT	George Sullivan
1950	G	Robert Lally
1953	E	Robert O'Neill
1955	QB	Thomas Carey
1959	FB	Norm Odyniec
1960	G	Ken Adamson
1963	FB	Gerard Gray Jr.
1964	G	Bob Lehmann
1969	OT/TE	George Kunz
1970	C	Mike Oriard
1975	TE	Mark Brenneeman
1978	LB	Dave Vinson
1979	FS/P	Joe Restic
1981	OG	Bob Burger
1982	CB	John Krimm
1986	DT	Greg Dingens
1990	SS/FL	Pat Eilers
1994	C	Tim Ruddy
1996	FB	Marcus Thorne
2010	DB	Mike Anello
2011	OG	Chris Stewart
2012	LB	Manti Te'o

FRANCIS PATRICK O'CONNOR AWARD

The Francis Patrick O'Connor Award is named in honor of a former Notre Dame wrestler who died in 1973 following his freshman year at Notre Dame. He was the son of Jane and William "Bucky" O'Connor (he played football at Notre Dame in 1942, '46 and '47) from Tulsa, Oklahoma.

Presented each year since 1993, the award — which goes to one female and one male student-athlete — is presented, upon nomination of their head coaches, to the student-athlete who best displays the total embodiment of the true spirit of Notre Dame as exemplified by their contributions and inspiration to their teams. Among the qualities considered in nominating individuals — as attributed to Pat O'Connor — are caring, courage, confidence, encouragement, humility, humor, honesty, kindness and patience.

Winners of the O'Connor Award from the sport of football include:

2002	LB	Grant Irons
2013	DE	Kapron Lewis-Moore
2015	LB	Jaylon Smith

NOTRE DAME ATHLETICS COMMUNITY CHAMPION AWARD

Presented each year since 1998, this award has been established to recognize the contributions of a Notre Dame student-athlete to the University community and the community at large, who embodies the spirit of leadership, commitment, and selflessness, and who strives to make Notre Dame — as Father Jenkins put it — “a healing, unifying, enlightening force for a world deeply in need.”

Conferring this award recognizes student-athletes who study for the sake of learning, give for the sake of giving, and understand that personal accomplishment is never achieved alone.

2000	QB	Jarius Jackson
2005	DL	Derek Curry
2013	OG	Mike Golic Jr.
2016	P	Tyler Newsome

TEAM AWARDS

The following list of awards has been presented at the end-of-the-year Irish football celebration “Echoes” since Brian Kelly became head coach.

NEXT MAN IN AWARD

2010	QB	Tommy Rees
2011	WR	Robby Toma
2012	QB	Tommy Rees
2013	DT	Kona Schwenke
2014	DL	Justin Utupo
2015	RB	C.J. Prosise
2016	LB	Greer Martini
2017	DL	Andrew Trumbetti

OFFENSIVE NEWCOMER OF THE YEAR

2010	TE	Tyler Eifert
2011	RB	Jonas Gray
2012	QB	Everett Golson
2013	RB	Tarean Folston
2014	WR	Torii Hunter Jr.
2015	QB	DeShone Kizer
2016	OL	Alex Bars
2017	QB	Brandon Wimbush

DEFENSIVE NEWCOMER OF THE YEAR

2010	LB	Prince Shembo
2011	LB	Dan Fox
2012	CB	KeiVarae Russell
2013	LB	Jaylon Smith
2014	S	Drue Tranquill
2015	DL	Jerry Tillery
2016	LB	Nyles Morgan
2017	DL	Jonathan Bonner

OFFENSIVE SCOUT TEAM PLAYER OF THE YEAR

2010	RB	Cameron Roberson
2011	QB	Everett Golson
2012	WR	Nick Fitzpatrick
2013	WR	Torii Hunter Jr.
2014	RB	Tyler Plantz
2015	OL	Tristen Hoge
2016	TE	Ben Suttman
2017	OL	Dillan Gibbons

DEFENSIVE SCOUT TEAM PLAYER OF THE YEAR

2010	LB	Kendall Moore
2011	DT	Brandon Newman
2012	DT	Tyler Stockton
2013	CB	Joe Romano
2014	LB	Austin Larkin

2015	LB	Asmar Bilal
2016	LB	Jonathan Jones
2017	S	Alohi Gilman

OFFENSIVE PLAYER OF THE YEAR

2012	TE	Tyler Eifert
2013	QB	Tommy Rees
2014	WR	Will Fuller
2015	OL	Ronnie Stanley
2016	WR	Equanimeous St. Brown
2017	RB	Josh Adams

DEFENSIVE PLAYER OF THE YEAR

2012	S	Zeke Motta
2013	LB	Prince Shembo
2014	LB	Jaylon Smith
2015	LB	Jaylon Smith
2016	LB	James Onwualu
2017	LB	Nyles Morgan

SPECIAL TEAMS PLAYER OF THE YEAR

2010	WR	Bennett Jackson
2011	S	Austin Collinsworth
2012	K/P	Kyle Brindza
2013	K/P	Kyle Brindza
2014	WR	C.J. Prosise
2015	DB	Matthias Farley
2016	LS	Scott Daly
2017	LB	Greer Martini

IRISH AROUND THE BEND AWARD

2012	OG	Mike Golic Jr.
2013	DL	Tyler Stockton
2014	K/P	Kyle Brindza
2015	LB	Joe Schmidt
2016	P	Tyler Newsome
2017	TE	Nic Weishar

FATHER LANGE IRON CROSS AWARD

2012	C	Braxton Cave
2013	LB	Carlo Calabrese
2014	OL	Christian Lombard
2015	DL	Romeo Okwara
2016	OL	Mark Harrell
2017	TE	Durham Smythe

WOPU PLAYER OF THE YEAR

2017	LB	Robert Regan
------	----	--------------

IMPACT PLAYER

2017	LB	Te'von Coney
------	----	--------------

TIRE RACK PLAYER OF THE YEAR

2014	TE	Ben Koyack
------	----	------------

A-TEAM AWARD

2012	DE	Kapron Lewis-Moore
------	----	--------------------

COUNT ON ME AWARD

2012	RB	Theo Riddick
------	----	--------------

BACK OF THE YEAR AWARD

2011	DB	Robert Blanton
------	----	----------------

PLAYERS IN THE NFL 2018

As of June 1, 2018

BALTIMORE RAVENS (2)

- Bennett Jackson, Safety
- Ronnie Stanley, Offensive Tackle

CAROLINA PANTHERS (2)

- J.J. Jansen, Long Snapper
- Cole Luke, Cornerback

CHICAGO BEARS (1)

- Andrew Trumbetti, Defensive Line

CINCINNATI BENGALS (2)

- Tyler Eifert, Tight End
- KeiVarae Russell, Defensive Back

DALLAS COWBOYS (4)

- Scott Daly, Long Snapper
- Jarron Jones, Defensive Tackle
- Zack Martin, Guard
- Jaylon Smith, Linebacker

DETROIT LIONS (3)

- TJ Jones, Wide Receiver
- Theo Riddick, Running Back
- Golden Tate, Wide Receiver

GREEN BAY PACKERS (3)

- DeShone Kizer, Quarterback
- Greer Martini, Linebacker
- Equanimeous St. Brown, Wide Receiver

HOUSTON TEXANS (2)

- Will Fuller, Wide Receiver
- Nick Martin, Guard

INDIANAPOLIS COLTS (2)

- Matthias Farley, Safety
- Quenton Nelson, Offensive Guard

JACKSONVILLE JAGUARS (2)

- Ben Koyack, Tight End
- Kapron Lewis-Moore, Defensive End

KANSAS CITY CHIEFS (1)

- George Atkinson III, Running Back

LOS ANGELES CHARGERS (2)

- James Onwualu, Linebacker
- Isaac Rochell, Defensive End

LOS ANGELES RAMS (1)

- John Sullivan, Center

MIAMI DOLPHINS (2)

- Durham Smythe, Tight End
- Sam Young, Offensive Tackle

MINNESOTA VIKINGS (2)

- Kyle Rudolph, Tight End
- Harrison Smith, Safety

NEW YORK GIANTS (2)

- Romeo Okwara, Defensive End
- Ishaq Williams, Defensive End

NEW ENGLAND PATRIOTS (1)

- Troy Niklas, Tight End

NEW ORLEANS SAINTS (1)

- Manti Te'o, Linebacker

PHILADELPHIA EAGLES (1)

- Josh Adams, Running Back

PITTSBURGH STEELERS (1)

- Stephon Tuitt, Defensive End

SEATTLE SEAHAWKS (1)

- C.J. Prosise, Running Back

SAN FRANCISCO 49ERS (2)

- Sheldon Day, Defensive Tackle
- Mike McGlinchey, Offensive Tackle

Notre Dame has had more than 500 different players who have gone on to appear on an active roster in either the National Football League (1920-present), the American Football League (1960-69) or the All-American Football Conference (1946-49).

- Abiamiri, Victor, DE, Philadelphia 2007-11
- Adams, John (Tree), T, Washington 1945-49
- Adamson, Ken, G, Denver 1960-62
- Akers, Jeremy, T, St. Louis 2005
- Allen, Armando, RB, Tampa Bay 2011; Chicago 2011-12
- Alm, Jeff, DT, Houston 1990-1993
- Anderson, Eddie, E, Rochester 1922; Chicago Cardinals 1922-25; Chicago Bears 1923
- Anderson, Hunk, G, Chicago Bears 1922-25
- Angsman, Elmer, HB, Chicago Cardinals 1946-52
- Askin, John, OT, Cleveland Browns 1987-88
- Atkinson III, George, RB, Oakland Raiders 2014; Cleveland 2016; Kansas City 2017
- Bagarus, Steve, HB, Washington 1945-46, 1948; L.A. Rams 1947
- Banas, Steve, QB, Detroit 1935; Philadelphia 1935
- Banks, Robert, DE, Houston 1988, 1991; Cleveland 1989-90
- Barry, Norm, QB, Chicago Cardinals 1921; Green Bay 1921
- Battle, Arnaz, WR, San Francisco 2003-09; Pittsburgh 2010-11
- Baujan, Harry, E, Cleveland 1920-21
- Bavaro, Mark, TE, N.Y. Giants 1985-90; Cleveland 1992; Philadelphia 1993-1994
- Beams, Byron, T, Pittsburgh 1959-60; Houston 1961
- Becker, Doug, LB, Chicago Bears 1978; Buffalo 1978
- Beinor, Ed, T, Chicago Cardinals 1940-41; Washington 1941-42
- Belden, Bob, QB, Dallas 1969-70
- Bell, Greg, RB, Buffalo 1984-87; L.A. Rams 1988-89; L.A. Raiders 1990-91
- Bercich, Pete, LB, Minnesota 1994-2000
- Berezney, Pete, T, L.A. Dons (AAFC) 1947; Baltimore (AAFC) 1948
- Berry, Bert, LB, Indianapolis 1997-99; Denver 2000-03; Arizona 2004-09
- Bertelli, Angelo, QB, L.A. Dons (AAFC) 1946; Chicago Rockets (AAFC) 1947-48
- Bettis, Jerome, FB, L.A./St. Louis Rams 1993-1995; Pittsburgh 1996-2005
- Beuerlein, Steve, QB, L.A. Raiders 1987-90; Dallas 1991-92; Arizona 1993-94; Jacksonville 1995; Carolina 1996-2000; Denver 2001-03
- Black, Jordan, OL, Kansas City 2003-06; Houston 2007-08;

- Jacksonville 2009-2010; Washington 2012
- Blanton, Robert, DB, Minnesota 2012-15; Buffalo 2016
- Bleier, Rocky, RB, Pittsburgh 1968, 1971-80
- Boiman, Rocky, LB, Tennessee 2002-05; Indianapolis 2006-07; Kansas City 2008
- Bolcar, Ned, LB, Seattle 1990; Miami 1991-92
- Bradley, Luther, CB, Detroit 1978-81
- Brennan, Mike, OT, Cincinnati 1990; Phoenix 1991; Buffalo 1991-92
- Brooks, Reggie, TB, Washington 1993-95; Tampa Bay 1996
- Brooks, Tony, FB, Philadelphia 1992-1993
- Brown, Bobby, WR, Cleveland 2000
- Brown, Chris, DB, Pittsburgh 1984-85
- Brown, Dean, OT, San Diego 1990
- Brown, Derek, TE, N.Y. Giants 1992-94; Jacksonville 1995-96; Oakland 1998; Arizona 1999-2000
- Bruton, Sergio, DB, New England 2010-11; Indianapolis 2012-14; Jacksonville 2015
- Brown, Tim, WR, L.A./Oakland Raiders 1988-2003; Tampa Bay 2004
- Browner, Jim, S, Cincinnati 1979-80
- Browner, Ross, DE, Cincinnati 1979-86; Green Bay 1987
- Bruton, David, S, Denver 2009-15; Washington 2016
- Brutz, Jim, T, Chicago Rockets (AAFC) 1946-48
- Bryant, Junior, DE, San Francisco 1993-2001
- Budka, Frank, DB, L.A. Rams 1964
- Buoniconti, Nick, LB, Boston 1962-68; Miami 1969-74, 1976
- Burgmeier, Ted, S, Kansas City 1978
- Burnell, Max, HB, Chicago 1944
- Burris, Jeff, CB-S, Buffalo 1994-97; Indianapolis 1998-2001; Cincinnati 2002-03; New England 2004
- Calhoun, Mike, DT, San Francisco 1980; Tampa Bay 1980
- Campbell, Carlos, DB, Tampa Bay, 2005
- Campbell, Darrell, DT, Chicago 2004; Tampa Bay 2006-07
- Carberry, Glen, E, Buffalo 1923-24; Cleveland 1925
- Carlson, John, TE, Seattle 2008-11; Minnesota 2012-13; Arizona 2014
- Carney, John, K, Tampa Bay 1989; San Diego 1990-2000; New Orleans 2001-06; Kansas City 2007; N.Y. Giants 2008
- Carollo, Joe, T, L.A. Rams 1962-68, 1971; Philadelphia 1969; Cleveland 1972-73
- Carroll, Jim, LB, N.Y. Giants 1965-66; Washington 1966-68; N.Y. Jets 1969
- Carter, Tom, DB, Washington 1993-96; Chicago, 1997-99; Cincinnati 1999-2001
- Casper, Dave, TE, Oakland 1974-80; Houston 1980-83; Minnesota 1983; L.A. Raiders 1984
- Cave, Braxton, C, Cleveland 2013; New England 2013-14
- Chryplewicz, Pete, TE, Detroit Lions 1997-2000; Oakland 2001
- Cifelli, Gus, T, Detroit 1950-52; Green Bay 1953; Philadelphia 1954; Pittsburgh 1954
- Clark, Willie, CB, San Diego 1994-96; Philadelphia 1997
- Clasby, Bob, DT, St. Louis Phoenix 1986-1990
- Clatt, Corwin, FB, Chicago Cardinals 1948-49
- Clausen, Jimmy, QB, Carolina 2010-13; Chicago 2014-15; Baltimore 2015
- Clements, Tom, QB, Kansas City 1980
- Cobbins, Lyron, LB, Arizona 1997
- Cofall, Stanley, HB, Cleveland 1920; N.Y. Giants 1921
- Coleman, Herb, C, Chicago Rockets (AAFC) 1946-48; Baltimore (AAFC) 1948
- Collins, Greg, LB, San Francisco 1975; Seattle 1976; Buffalo 1977
- Collins, Jerome, TE, St. Louis 2005-06; N.Y. Giants 2007-08
- Commisa, Vince, G, Boston 1944
- Conjar, Larry, RB, Cleveland 1967; Philadelphia 1968; Baltimore 1969-70
- Connor, George, T-DT-LB, Chicago 1948-55
- Cook, Ed, T, Chicago Cardinals 1958-59; St. Louis 1960-65; Atlanta 1966-67
- Cooper, Deke, S, Carolina 2002, 2007; Jacksonville 2003-05; San Francisco 2006; Atlanta 2007-08
- Corgan, Mike, FB, Detroit 1943
- Costa, Paul, TE-T, Buffalo 1965-72
- Cotton, Forrest (Fod), T, Rock Island 1923-25
- Coughlin, Danny, HB, Minnesota 1923
- Coughlin, Frank, T, Detroit 1921; Green Bay 1921; Rock Island 1921
- Coutre, Larry, HB, Green Bay 1950, 1953; Baltimore 1953
- Covington, John, CB-S, Indianapolis 1994; New Orleans 1995
- Cowhig, Gerry, FB, L.A. Rams 1947-49; Chicago Cardinals 1950; Philadelphia 1951
- Crabbe, Bob, LB, N.Y. Jets 1982-86
- Crimmins, Bernie, G, Green Bay 1945
- Crotty, Jim, DB, Washington 1960-61; Buffalo 1961-62
- Crowley, Jim, HB, Green Bay 1925; Providence 1925
- Culver, Al, T, Chicago 1932; Green Bay 1932
- Culver, Rodney, FB, Indianapolis 1992-93; San Diego 1994-95
- Curry, Derek, LB, Miami 2005
- Curtin, Brennan, OL, Green Bay 2003-05
- Czarowski, Ziggy, G, Chicago Rockets (AAFC) 1948; Chicago Hornets (AAFC) 1949
- Dahl, Bob, OT, Cleveland 1992-95; Washington 1996-97
- Dalvin, Mike, OT, Washington 1955
- Dancewicz, Frank, QB, Boston 1946-48
- Davis, Arch, HB, Columbus 1925-26
- Davis, Travis, S, New Orleans 1995; Jacksonville 1995-98; Pittsburgh 1999-2000
- Dawson, Lake, WR, Kansas City 1994-97; Indianapolis 1999
- Day, Sheldon, DT, Jacksonville, 2016; San Francisco 2017
- DeGree, Cy, G, Detroit 1921
- Denman, Anthony, ILB, Cleveland 2001; Buffalo 2002
- Denson, Autry, RB, Miami 1999-2001; Chicago 2001; Cleveland 2002; Indianapolis 2005; Detroit 2002
- Dever, Taylor, OT, Dallas 2012; San Diego 2012
- DiBernardo, Rick, LB, St. Louis 1986
- Dorsey, Eric, DT, N.Y. Giants 1986-1992
- Doughty, Mike, OT, Cincinnati 2000-01
- Dove, Bob, E-DE, Chicago Rockets (AAFC) 1946-47; Chicago Cardinals 1948-53; Detroit 1953-54
- Driver, Tony, DB, Buffalo 2001-02
- DuBose, Demetrius, LB, Tampa Bay 1993-1996
- Duerson, Dave, S, Chicago 1983-89; N.Y. Giants 1990; Arizona 1991-93
- Duff, Vontez, CB, Houston 2004; Pittsburgh 2004-05; N.Y. Giants 2006
- Duggan, Eddie, HB, Rock Island 1921
- Duncan, Paul, OT, Denver 2010
- Duranko, Pete, DE-LB, Denver 1967-70, 1972-74
- Earl, Glenn, FS, Houston 2004-08; Chicago 2009
- Ebl, Ray, E, Chicago Cardinals 1942; Buffalo (AAFC) 1946; Chicago Rockets (AAFC) 1947
- Eddy, Nick, RB, Detroit 1968-1972
- Edwards, Gene (Horse), G, Canton 1920-21; Toledo 1922; Cleveland 1923-35
- Edwards, Marc, RB, San Francisco 1997-98; Cleveland 1999-2000; New England 2001-02;
- Jacksonville 2003-04; Chicago 2005
- Eichenlaub, Ray, FB, Columbus 1925; Cleveland 1925
- Eifert, Tyler, TE, Cincinnati 2013-17
- Eilers, Pat, S, Minnesota 1990-91; Phoenix 1992; Washington 1993-94; Chicago 1995
- Ellick, Dwight, DB, New Orleans 2005; Tampa Bay 2006
- Ellis, Clarence, CB, Atlanta 1972-74
- Enright, Rex, FB, Green Bay 1926-27
- Evans, Fred, (Dippy), HB, Cleveland (AAFC) 1946; Buffalo (AAFC) 1947; Chicago Rockets (AAFC) 1947-48; Chicago 1948

- Faine, Jeff, C, Cleveland 2003-05; New Orleans 2006-07; Tampa Bay 2008-11
- Fanning, Mike, DE-DT, L.A. Rams 1975-82; Detroit 1983; Seattle 1984
- Farley, Matthias, S, Arizona 2016, Indianapolis 2016-17
- Fasano, Anthony, TE, Dallas 2006-07; Miami 2008-12; Kansas City 2013-14; Tennessee 2015-16
- Feeney, Al, C, Canton 1920-21
- Ferguson, Vagas, RB, New England 1980-82; Houston 1983; Cleveland 1983
- Figaro, Cedric, LB, San Diego 1988-90; Cleveland 1991-92; St. Louis 1995-96
- Fischer, Bill (Moose), T, Chicago Cardinals 1949-53
- Fisher, Tony, RB, Green Bay 2002-05; St. Louis 2006
- Fitzgerald, Freeman, C, Rock Island 1920-21
- Fitzpatrick, D.J., K, Buffalo 2008
- Flanagan, Jim, DT, Chicago 1994-2000; Green Bay 2001, San Francisco 2002-03; Philadelphia 2004
- Fleming, Darius, LB, San Francisco 2012-13; New England 2014-15
- Floyd, Michael, WR, Arizona 2012-16, New England 2016
- Foley, Tim, T, Baltimore 1981
- Freeman, Marcus, TE, Baltimore 2007
- Frome, Chris, DE, Chicago 2007
- Fuller, Will, WR, Houston 2016-17
- Furjanic, Tony, LB, Buffalo 1986-88; Miami 1988
- Gandy, Mike, G, Chicago 2001-04; Buffalo 2004-06; Arizona 2007-2009
- Gann, Mike, DE, Atlanta 1985-1993
- Garvey, Hec, T, Chicago 1922-25, Hartford 1926; Brooklyn 1926, 1930; N.Y. Giants 1927-28; Providence 1929; Staten Island 1931
- Gasparella, Joe, QB-LB, Pittsburgh 1948, 1950-51; Chicago Cardinals 1951
- Gatewood, Tom, WR, N.Y. Giants 1972-73
- Gaul, Frank, T, N.Y. Bulldogs 1949
- Gay, Bill, DB, Chicago Cardinals 1951-52
- Gibson, Oliver, NG, Pittsburgh 1995-98; Cincinnati 1999-2003; Buffalo 2004
- Givens, David, WR, New England 2002-05; Tennessee 2006-08
- Gladieux, Bob, RB, Boston 1969; New England 1970-72; Buffalo 1970
- Goeddeke, George, C-G, Denver 1967-72
- Golic, Bob, LB-NT, New England 1979-82; Cleveland 1982-88; L.A. Raiders 1989-92
- Golic Sr., Mike, DT, Houston 1985-87; Philadelphia 1988-1992; Miami 1993
- Golic Jr., Mike, OG, Pittsburgh 2013; New Orleans, 2014
- Gompers, Bill, HB, Buffalo (AAFC) 1948
- Goodspeed, Joey, RB, New Orleans 2001; San Diego 2003; St. Louis 2004-05; Minnesota 2006
- Goolsby, Mike, LB, Dallas 2005, St. Louis 2006
- Grant, Ryan, RB, N.Y. Giants 2005; Green Bay 2007-11; Washington 2012; Green Bay 2012
- Grasmanis, Paul, DL, Chicago 1996-98; St. Louis 1999; Denver 1999-2000; Philadelphia 2001-05
- Gray, Jonas, RB, Miami 2012; Baltimore 2013; New England 2014; Jacksonville 2015; Miami 2015; Jacksonville 2016
- Green, Mark, HB, Chicago 1989-1992
- Greeney, Norm, G, Green Bay 1933; Pittsburgh 1934-35
- Grimes, David, WR, Denver 2009; Kansas City 2010
- Groom, Jerry, C, Chicago Cardinals 1951-55
- Grunhard, Tim, C, Kansas City 1990-2000
- Guglielmi, Ralph, QB, Washington 1955, 1958-60; St. Louis 1961; N.Y. Giants 1962-63; Philadelphia 1963
- Haines, Kris, WR, Washington 1979; Chicago 1979-81
- Halperin, Robert, QB, Brooklyn 1932
- Hanlon, Bob, HB-DB, Chicago Cardinals 1948; Pittsburgh 1949
- Hanratty, Terry, QB, Pittsburgh 1969-75; Tampa Bay 1976
- Hardy, Kevin, DE-DT, San Francisco 1968; Green Bay 1970; San Diego 1971-72
- Harper, Deveron, DB, Carolina 2000-2003; New Orleans 2004
- Harris, Ryan, OT, Denver 2007-2011; Houston 2012-13; Kansas City 2014; Denver 2015, Pittsburgh 2016
- Harrison, Tyreo, ILB, Philadelphia 2002-04
- Hart, Leon, E-FB, Detroit 1950-57
- Hayes, Dave, E, Green Bay 1921-22
- Hayes, Jerry, E, Rock Island 1921
- Heap, Joe, HB, N.Y. Giants 1955
- Hearden, Tom (Red), HB, Green Bay 1927-28; Chicago 1928
- Heck, Andy, OT, Seattle 1989-1993; Chicago 1994-98; Washington 1999-2000
- Heenan, Pat, SE-DB, Washington 1960
- Heimkreiter, Steve, LB, Baltimore 1980
- Heldt, Mike, C, Indianapolis 1992-93
- Helwig, John, G, Chicago 1953-56
- Hentrich, Craig, P, Green Bay 1994-97; Tennessee 1998-2009
- Higgins, Luke, G, Baltimore (AAFC) 1947
- Hilliard, Cedric, DT, Baltimore 2004-06
- Holiday, Carlyle, WR, Arizona 2005; Green Bay 2006-08
- Holloway, Jabari, TE, New England 2001-02, Houston 2002-03, Washington 2004-05
- Holohan, Pete, TE, San Diego 1981-87; L.A. Rams 1988-90; Kansas City 1991; Cleveland 1992
- Hornung, Paul, HB-K, Green Bay 1957-62, 1964-66
- Howard, Bobbie, LB, Chicago 2000-2003
- Howard, Joe, SE, Buffalo 1986-88; Washington 1989-91
- Hoyte, Brandon, LB, Indianapolis 2006
- Huarte, John, QB, Boston 1966-67; Philadelphia 1968; Kansas City 1970-71; Chicago 1972
- Huffman, Dave, C-G-T, Minnesota 1979-83, 1985-90
- Huffman, Tim, G-T, Green Bay 1981-85
- Hughes, Ernie, G, San Francisco 1978, 1980; N.Y. Giants 1981-83
- Hughes, Robert, RB, Chicago 2011; Washington 2012; Indianapolis 2012; Arizona 2014
- Hunter, Al, RB, Seattle 1977-80
- Hunter, Art, C, Green Bay 1954; Cleveland 1956-59; L.A. Rams 1960-64; Pittsburgh 1965
- Hunter, Javin, WR, Baltimore 2002-04; Carolina 2004-05
- Hunter, Tony, TE, Buffalo 1983-84; L.A. Rams 1985-87
- Irons, Grant, DE, Buffalo 2002-03; Oakland 2004-06
- Ismail, Raghib, WR, L.A./Oakland Raiders 1993-95; Carolina 1996-98; Dallas 1999-2002
- Israel, Ron, DB, Washington 2002; Minnesota 2003; Denver 2004; Pittsburgh 2004-05
- Izo, George, QB, St. Louis 1960; Washington 1961-64; Detroit 1965; Pittsburgh 1966
- Jackson, Bennett, CB, N.Y. Giants 2014
- Jackson, Jarius, QB, Denver 2000-2004
- Jansen, J.J., Green Bay 2008; Carolina 2009-17
- Johnson, Anthony, FB, Indianapolis 1990-93; N.Y. Jets 1994; Chicago 1995; Carolina 1995-2000; Jacksonville 2001
- Johnson, Ethan, DE, Kansas City 2012
- Johnson, Malcolm, WR, Pittsburgh 2000; N.Y. Jets 2001
- Jones, Andre, LB, Detroit 1992
- Jones, Jerry, G, Decatur 1920; Rock Island 1922; Cleveland 1924
- Jones, Jim, OT, Baltimore 2001; Pittsburgh 2004-05; Washington 2006
- Jones, Julius, RB, Dallas 2004-07; Seattle 2008-10; New Orleans 2011
- Jones, TJ, WR, Detroit 2014-17
- Jurkovic, Mirko, OG, Chicago 1992
- Juzwik, Steve, HB, Washington 1942; Buffalo (AAFC) 1946-47; Chicago Rockets (AAFC) 1948
- Kadish, Mike, DT, Buffalo 1973-81
- Kantor, Joe, RB, Washington 1966

- Kasper, Tom, HB, Rochester 1923
- Keefe, Emmett, G, Chicago Tigers 1920; Green Bay 1921; Rock Island 1921-22; Milwaukee 1922
- Kell, Paul, T, Green Bay 1939-40
- Kelley, Mike, T-G, Houston 1985-87; Philadelphia 1988
- Kelly, Bob, HB, L.A. Dons (AAFC) 1947-48; Baltimore (AAFC) 1949
- Kelly, Jim, TE, Pittsburgh 1963; Philadelphia 1965, 1967
- Kerr, Bill, E, L.A. Dons (AAFC) 1946
- Kiel, Blair, QB, Tampa Bay 1984; Indianapolis 1986-87; Green Bay 1988-91
- Kiley, Roger, E, Chicago Cardinals 1923
- Kinder, Randy, RB, Philadelphia 1997-99
- Kizer, DeShone, QB, Cleveland 2017
- Knafelc, Greg, QB, New Orleans 1983
- Knapp, Lindsay, OG, Kansas City 1993-1995; Green Bay 1995-96
- Koken, Mike, HB, Chicago Cardinals 1933
- Kosikowski, Frank, E, Cleveland (AAFC) 1948; Buffalo (AAFC) 1948
- Kovatch, John, E, Washington 1942, 1946; Green Bay 1947
- Kowalkowski, Scott, LB, Philadelphia 1991-93; Detroit 1994-2001
- Koyack, Ben, TE, Jacksonville 2015-17
- Koziak, Mike, G, Duluth 1924-25
- Krimm, John, S, New Orleans 1982-83
- Kuchta, Frank, C, Washington 1958-59; Denver 1960
- Kuechenberg, Bob, G-T, Miami 1970-83
- Kuharich, Joe, G, Chicago Cardinals 1940-41, 1945
- Kulbitski, Vic, FB, Buffalo (AAFC) 1946-48
- Kuntz, Pat, DE, Indianapolis 2009
- Kunz, George, T, Atlanta 1969-74, Baltimore 1975-77, 1980
- Kurth, Joe, T, Green Bay 1933-34
- Lambeau, Earl (Curly), HB, Green Bay 1921-29
- Lambert, Terrail, DB, San Francisco 2009; Indianapolis 2010; Miami 2011; Oakland 2012
- Lamonica, Daryle, QB, Buffalo 1963-66; Oakland 1967-74
- Landri, Derek, DT, Jacksonville 2007-2009; Carolina 2009-11; Philadelphia 2011-12; Tampa Bay 2013
- Lansing, Vince, T-G, Evansville 1921
- Lanza, Chuck, C, Pittsburgh 1988-90
- Larson, Fred, C, Chicago 1922; Milwaukee 1923-24; Green Bay 1925; Chicago Cardinals 1929
- Lattner, Johnny, HB, Pittsburgh 1954
- Law, John, T, Newark 1930
- Lawrence, Don, T, Washington 1959-61
- Laws, Trevor, DT, Philadelphia 2008-11; St. Louis 2012
- Leahy, Bernie, HB, Chicago 1932
- Legree, Lance, DT, N.Y. Giants 2002-2004; N.Y. Jets 2004-05
- Leitko, Travis, DL, Baltimore 2007
- Lemek, Ray, G, Washington 1957-61; Pittsburgh 1962-65
- Leonard, Bill, DE, Baltimore (AAFC) 1949
- Leonard, Jim, FB-QB, Philadelphia 1934-37
- Leopold, Bobby, LB, San Francisco 1980-83
- LeVoi, Mark, OT, Chicago 2006-07; St. Louis 2008; New England 2009-10
- Lewis-Moore, Kapron, DE, Baltimore 2013-16
- Lind, Mike, FB, San Francisco 1963-67
- Lisch, Rusty, QB-S, St. Louis 1980-83; Chicago 1984
- Livingstone, Bob, HB, Chicago Rockets (AAFC) 1948; Chicago Hornets (AAFC) 1949; Buffalo (AAFC) 1949; Baltimore 1950
- Longo, Tom, DB, N.Y. Giants 1969; St. Louis 1971
- Lopinski, Tom, FB, Indianapolis 2003-04; Tampa Bay 2004-05
- Lujack, Johnny, QB-DB, Chicago 1948-51
- Luke, Cole, CB, Carolina 2017
- Lyght, Todd, CB, L.A./St. Louis Rams 1991-2000, Detroit 2001-02
- Lynch, Dick, DB, Washington 1958; N.Y. Giants 1959-66
- Lynch, Jim, LB, Kansas City 1967-77
- MacAfee, Ken, TE, San Francisco 1978-79
- Mack, Bill (Red), FL, Pittsburgh 1961-63, 1965; Philadelphia 1964; Atlanta 1966; Green Bay 1966
- Maddock, Bob, G, Chicago Cardinals 1942; 1946
- Maggioni, Chick, HB, Buffalo (AAFC) 1948; Detroit 1949; Baltimore 1950
- Mahalic, Drew, LB, San Diego 1975; Philadelphia 1976-78
- Mahan, Sean, OG, Tampa Bay 2003-06; Pittsburgh 2007-08; Pittsburgh 2008
- Malone, Grover (Molly), HB, Chicago Tigers 1920; Green Bay 1921; Akron 1923
- Marelli, Ray, G, Chicago Cardinals 1928
- Martin, Dave, LB, Kansas City 1968; Chicago 1969
- Martin, Jim, LB-K, Cleveland 1950; Detroit 1951-61; Baltimore 1963; Washington 1964
- Martin, Nick, C, Houston 2016-17
- Martin, Zack, OG, Dallas 2014-17
- Martz, Bob, OT, Tampa, 1991
- Marx, Greg, DE, Atlanta 1973
- Mastrangelo, John, G, Pittsburgh 1947-48; N.Y. Yankees (AAFC) 1949; N.Y. Giants 1950
- Mavrides, Menil (Minnie), G, Philadelphia 1954, 1957
- Mayer, Frank, G, Green Bay 1927
- Mayes, Derrick, WR, Green Bay 1996-98; Seattle 1999-2000; Kansas City 2001
- Mayl, Gene, E, Dayton 1925-26
- Mays, Corey, LB, New England 2006-07; Cincinnati 2008; Kansas City 2009-11
- McBride, Oscar, TE, Arizona 1995-96
- McCarthy, Kyle, SS, Denver 2010-11; Kansas City 2012; Oakland 2013
- McCoy, Mike, DT, Green Bay 1970-76; Oakland 1977-78; N.Y. Giants 1979-80; Detroit 1980
- McDonald, Devon, LB, Indianapolis 1993-95; Arizona 1996
- McGill, Karmeeleyah, LB, Cincinnati 1993
- McGill, Mike, LB, Minnesota 1968-70; St. Louis 1971-72
- McGuire, Gene, C, New Orleans 1992-93; Green Bay 1995; Miami 1995
- McNerny, Arnold, C-FB, Chicago Cardinals 1920-27
- McKnight Rhema, WR, New Orleans 2007
- McMullan, John, G, N.Y. Titans 1960-61
- McNulty, Paul, E, Chicago Cardinals 1924-25
- Meagher, Jack, E, Chicago Tigers 1920
- Mehre, Harry, C, Minneapolis 1923-24
- Mello, Jim, FB, Boston 1947; L.A. Rams 1948; Chicago Rockets (AAFC) 1948; Detroit 1949
- Mergenthal, Art, G, Cleveland 1945; L.A. Rams 1946
- Meyer, John, LB, Houston 1966
- Mieszkowski, Ed, T, Brooklyn (AAFC) 1946-47
- Miller, Don, HB, Providence 1925
- Millner, Wayne, E, Boston 1936; Washington 1937-41, 1945
- Minor, Kory, LB, Carolina 2000-02
- Mirer, Rick, QB, Seattle 1993-96; Chicago 1997; Green Bay 1998; N.Y. Jets 1999; San Francisco 2000-01; Oakland 2002-03; Detroit 2004-05
- Mohardt, Johnny, HB, Chicago Cardinals 1922-23; Racine 1924; Chicago 1925
- Molinaro, Jim, OL, Washington 2004-06; Dallas 2007
- Montana, Joe, DB, San Francisco 1979-1992; Kansas City 1993-94
- Moriarty, Larry, RB, Houston 1983-86; Kansas City 1986-91
- Motta, Zeke, S, Atlanta 2013-14
- Moynihan, Tim, C, Chicago Cardinals 1932-33
- Munde, Fred, C, Chicago 1943-45
- Murray, Jason, FB, Cincinnati 2002-06
- Mutscheller, Jim, E-TE, Baltimore 1954-61
- Ndukwe, Chinedum, S, Cincinnati 2007-11
- Nemeth, Steve, HB-QB, Cleveland 1945; Chicago Rockets (AAFC) 1946; Baltimore (AAFC) 1947
- Niehaus, Steve, DT, Seattle 1976-78; Minnesota 1979
- Niklas, Troy, TE, Arizona 2014-17

- Nix III, Louis, DT, Houston 2014; N.Y. Giants 2015
- Norman, Todd, T, Seattle 1995
- O'Boyle, Harry, HB, Green Bay 1928-29, 1932; Philadelphia 1933
- O'Connor, Bill (Zeke), E, Buffalo (AAFC) 1948; Cleveland (AAFC) 1949; N.Y. Yankees 1951
- O'Leary, Dan, TE, Buffalo 2001; Pittsburgh 2002; N.Y. Giants 2003
- Olsen, Eric, OG, Denver 2010-11; Washington 2011; New Orleans 2011-12; Pittsburgh 2013; New Orleans 2014; Tennessee 2014
- Okwara, Romeo, DE, New York Giants 2016-17
- Onwualu, James, LB, L.A. Chargers 2017
- O'Malley, Jim, LB, Denver 1973-75
- O'Neil, Bob, G, Pittsburgh 1956-57; N.Y. Titans 1961
- Oriard, Mike, C, Kansas City 1970-73
- Ostrowski, Chet, DE, Washington 1954-59
- Owens, John, TE, Detroit 2002-03, 2008; Chicago 2004; Cleveland 2005; New Orleans 2006-07; Seattle 2009, Oakland 2010
- Page, Alan, DT, Minnesota 1967-78; Chicago 1978-81
- Palmer, Billy, TE, Washington 2005
- Palumbo, Sam, LB, Cleveland 1955-56; Green Bay 1957; Buffalo 1960
- Panelli, John (Pep), FB-LB, Detroit 1949-50; Chicago Cardinals 1951-53
- Pasquesi, Tony, DT, Chicago Cardinals 1955-57
- Patulski, Walt, DE, Buffalo 1972-75; St. Louis 1977
- Pauly, Greg, DT, Chicago 2005
- Pearson, Dud, QB, Racine 1922
- Pergine, John, LB, L.A. Rams 1969-72; Washington 1973-75
- Peterson, Anthony, LB, San Francisco 1994-96; Chicago 1997; San Francisco 1998-99; Washington 2000
- Petitbon, John, HB, Dallas 1952; Cleveland 1955-56; Green Bay 1957
- Petitgout, Luke, OL, N.Y. Giants 1999-2006; Tampa Bay 2007
- Phelan, Bob, HB, Toledo 1922; Rock Island 1923-24
- Piepul, Milt, FB, Detroit 1941
- Pietrosante, Nick, FB, Detroit 1959-65; Cleveland 1966-67
- Pinkett, Allen, RB, Houston 1986-91
- Pivarnik, Joe, G, Philadelphia 1936
- Pivec, Dave, TE, L.A. Rams 1966-68; Denver 1969
- Pliska, Joe, HB, Hammond 1920-21
- Pottios, Myron, LB, Pittsburgh 1961, 1963-65; L.A. Rams 1966-70; Washington 1971-74
- Powers, John, SE, Pittsburgh 1962-66
- Powul, Ron, QB, Philadelphia 2000-2001
- Pozderac, Phil, T, Dallas 1982-87
- Pritchett, Wes, LB, Buffalo 1989-90; Atlanta 1991
- Proisie, C.J., RB, Seattle 2016-17
- Puplis, Andy, HB, Chicago Cardinals 1943
- Quinn, Brady, QB, Cleveland 2007-09; Denver 2010-11; Kansas City 2012; N.Y. Jets 2013; St. Louis 2013; Miami 2014
- Quinn, Steve, C, Houston 1968
- Rassas, Nick, DB, Atlanta 1966-68
- Ratigan, Brian, LB, Indianapolis 1994
- Ratkowski, Ray, HB, Boston 1961
- Ratterman, George, QB, Buffalo (AAFC) 1947-49; N.Y. Yankees 1950-51; Cleveland 1952-56
- Regner, Tom, G-T, Houston 1967-72
- Rehder, Tom, OT, New England 1988-89; N.Y. Giants 1990; Minnesota 1992
- Reilly, Jim, G, Buffalo 1970-71
- Richardson, Mike, CB, New England 2007-09; Kansas City 2010; Indianapolis 2011
- Ridder, Tim, OG, Indianapolis 2001-02
- Riddick, Theo, RB, Detroit 2013-17
- Riffle, Chuck, G, Cleveland 1944; N.Y. Yankees (AAFC) 1946-48
- Riggs, Cody, CB, Tennessee 2015
- Robinson, Trevor, OG, Cincinnati 2012-13; San Diego 2014-16
- Rochell, Isaac, DE, L.A. Chargers 2017

- Rogers, John, C, Cincinnati 1933-34
- Rosenthal, Mike, OL, N.Y. Giants 1999-2002; Minnesota 2003-06; Miami 2007-08
- Rossum, Allen, CB, Philadelphia 1998-2000; Green Bay 2000-01; Atlanta 2002-07
- San Francisco 2008-09
- Ruddy, Tim, C, Miami 1994-2003
- Rudnick, Tim, S, Baltimore 1974
- Rudolph, Kyle, TE, Minnesota 2011-17
- Ruetz, Joe, G, Chicago Rockets (AAFC) 1946, 1948
- Ruffer, David, K, New England 2012
- Russell, Kei'Varae, CB, Cincinnati 2016-17
- Rutkowski, Ed, HB-FL-QB, Buffalo 1963-66
- Ryan, Jim, HB, Rock Island 1924; Chicago Cardinals 1924
- Ryan, Tim, OG, Tampa 1991-1993
- Rydzewski, Frank, T, Cleveland 1920; Chicago Tigers 1920; Hammond 1920, 1922-26; Chicago Cardinals 1921; Chicago 1923; Milwaukee 1925
- Rykovich, Julie, HB-DB, Buffalo (AAFC) 1947-48; Chicago Rockets (AAFC) 1948; Chicago 1949-51
- Rymkus, Lou, T, Washington 1943; Cleveland 1946-51
- Santucci, Dan, OL, Cincinnati 2007-10; Carolina 2011
- Sapp, Jerome, SS, Baltimore 2003-2004; Indianapolis 2004-05; Baltimore 2006-08
- Savoldi, Joe, FB, Chicago 1930
- Scarpitto, Bob, FL-P, San Diego 1961; Denver 1962-67; Boston 1968
- Schaefer, Don, FB, Philadelphia 1956
- Scharer, Eddie, QB, Detroit 1926, 1928; Pottsville 1927
- Schoen, Tom, S, Cleveland 1970
- Scholtz, Bob, C, Detroit 1960-64; N.Y. Giants 1965-66
- Schrader, Jim, C, Washington 1954, 1956-61; Philadelphia 1962-64
- Schwapp, Asaph, FB, Dallas 2009
- Schwenne, Kona, DT, Kansas City 2014; Seattle 2016
- Scibelli, Joe, G, L.A. Rams 1961-75
- Scott, Vince, G, Buffalo (AAFC) 1947-48
- Scully, John G-C, Atlanta 1981-90
- Seiler, Paul, T-C, N.Y. Jets 1967, 1969; Oakland 1971-73
- Setta, Nicholas, K, Chicago 2005; Buffalo 2006
- Seyffrit, Frank (Si), E, Toledo 1923; Hammond 1924
- Seymour, Jim, WR, Chicago Bears 1970-72
- Shellogg, Alec, T, Brooklyn 1939; Chicago 1939
- Shelton, Matt, WR, New England 2006
- Shembo, Prince, LB, Atlanta 2014
- Signaigo, Joe, OG-DG, N.Y. Yankees (AAFC) 1948-49; N.Y. Yankees 1950
- Simmons, Floyd, HB, Chicago Rockets (AAFC) 1948
- Sitko, Emil (Red), HB, San Francisco 1950; Chicago Cardinals 1951-52
- Skoglund, Bob, E, Green Bay 1947
- Slackford, Fred, FB, Dayton 1920; Canton 1921
- Slaughter, Jamoris, S, Cleveland 2013
- Smagala, Stan, CB, Dallas 1990; Pittsburgh 1992-93
- Smith, Brian, LB, Cleveland 2011-12; Tampa Bay 2012; Buffalo 2012
- Smith, Chris, FB Kansas City 1986-87
- Smith, Dick (Red), QB, Green Bay 1927, 1929; N.Y. Yankees 1928; Newark 1930; N.Y. Giants 1931
- Smith, Harrison, S, Minnesota 2012-17
- Smith, Hunter, P, Indianapolis 1999-08; Washington 2009
- Smith, Irv, TE, New Orleans 1993-97; San Francisco 1998; Cleveland 1999-2000
- Smith, Jaylon, LB, Dallas 2016-17
- Smith, Rod, DB, New England 1992-94; Carolina 1995-98; Green Bay 1998
- Smith, Tony, SE, Kansas City 1992

- Snow, Jack, SE, L.A. Rams 1965-75
- Snowden, Jim, T-DE, Washington 1965-71
- Spaniel, Frank, HB, Baltimore 1950; Washington 1950
- Stams, Frank, DE, L.A. Rams 1989-91, Cleveland 1992-94; Carolina 1995
- Stanley, Ronnie, OL, Baltimore 2016-17
- Statuto, Art, C, Buffalo (AAFC) 1948-49; L.A. Rams 1950
- Steinkemper, Bill, T, Chicago 1943
- Stenger, Brian, LB, Pittsburgh 1969-72; New England 1973
- Stevenson, Dan, G, New England 2006-07; Houston 2008-09
- Stevenson, Mark, G, Columbus 1922
- Stewart, Ralph, C-LB, N.Y. (AAFC) 1947-48; Baltimore (AAFC) 1948
- Stickles, Monty, TE, San Francisco 1960-67; New Orleans 1968
- Stonebreaker, Michael, LB, Chicago 1991; Atlanta 1993-94
- Stovall, Maurice, WR, Tampa Bay 2006-10; Detroit 2011; Jacksonville 2012
- Streeter, George, SS, Chicago 1989; L.A. Raiders 1990
- Strohmeier, George, C, Brooklyn (AAFC) 1948; Chicago Hornets (AAFC) 1949
- Stuhldreher, Harry, QB, Brooklyn 1926
- Sullivan, George, E, Boston 1948
- Sullivan, John, C, Minnesota 2008-14, Washington 2016; L.A. Rams 2017
- Swatland, Dick, G, Houston 1968
- Swistowicz, Mike, FB, N.Y. Yankees 1950; Chicago Cardinals 1950
- Sylvester, Steve, G-T-C, Oakland 1975-81; L.A. Raiders 1982-83
- Szymanski, Dick, C-LB, Baltimore 1955, 1957-68
- Szymanski, Frank, C-LB, Detroit 1945-47; Philadelphia 1948; Chicago 1949
- Tate, Golden, WR, Seattle 2010-13; Detroit 2014-17
- Tatum, Kinnon, LB, Carolina 1997-99; Tampa Bay 2000
- Taylor, Aaron, G, Green Bay 1994-97; San Diego 1998-99
- Taylor, Bobby, CB, Philadelphia 1995-2003; Seattle 2004-05
- Te'o, Manti, LB, San Diego 2013-16; New Orleans 2017
- Terlep, George, QB, Buffalo (AAFC) 1946-48; Cleveland (AAFC) 1948
- Terrell, Pat, FS, L.A. Rams 1990-93; N.Y. Jets 1994-1995; Carolina 1995-97; Green Bay 1998
- Thayer, Tom, G-C, Chicago 1985-92; Miami 1993
- Theismann, Joe, QB-KR, Washington 1974-85
- Thomas, Bob, K, Chicago 1975-84; Detroit 1982; San Diego 1985
- Thomas, Travis, RB, Cleveland 2008
- Tobin, George, G, N.Y. Giants 1947
- Tonneff, Bob, DT, San Francisco 1952, 1954-58; Washington 1959-64
- Tonelli, Mario, HB, Chicago Cardinals 1940, 1945
- Toran, Stacey, S, L.A. Raiders 1984-88
- Trafton, George, C, Decatur 1920; Chicago Staleys 1921; Chicago 1922-32
- Tripucka, Frank, QB, Philadelphia 1949; Detroit 1949; Chicago Cardinals; Dallas 1952; Denver 1960-63
- Tuck, Justin, DE, N.Y. Giants 2005-13; Oakland 2014-15
- Tuitt, Stephon, DE, Pittsburgh 2014-17
- Turkovich, Michael, OT, Dallas 2009, N.Y. Jets 2010
- Urban, Gasper, G, Chicago Rockets (AAFC) 1948
- Vairo, Dom, E, Green Bay 1935
- Varrichione, Frank, T, Pittsburgh 1955-60; L.A. Rams 1961-65
- Vasys, Arunas, LB, Philadelphia 1966-68
- Vergara, George, E, Green Bay 1925
- Vollers, Kurt, T, Indianapolis 2002; Dallas 2002-05
- Walker, Darius, RB, Houston 2007-08; Denver 2009
- Wallace, John, E, Chicago 1928; Dayton 1929
- Wallner, Fred, G, Chicago Cardinals 1951-52, 1954-55; Houston 1960
- Walls, Darrin, CB, Atlanta 2011-12; N.Y. Jets 2012-15, Detroit 2016
- Walsh, Bill, C, Pittsburgh 1949-54
- Walton, Shane, CB, St. Louis 2003; Pittsburgh 2004
- Ward, Gillie, T, Dayton 1923
- Watson, Courtney, LB, New Orleans 2004-06
- Watt, Chris, C, San Diego 2014-16
- Watters, Ricky, RB, San Francisco 1991-1994; Philadelphia 1995-97; Seattle 1998-2001
- Waymer, Dave, CB, New Orleans 1980-89; San Francisco 1990-91, L.A. Raiders 1992
- Weaver, Anthony, DT, Baltimore 2002-05; Houston 2006-08
- Wendell, Marty, G, Chicago Hornets (AAFC) 1949
- Weston, Jeff, DT, N.Y. Giants 1979-82
- Wetoska, Bob, T, Chicago 1960-69
- Whipple, Ray, E, Detroit 1920
- White, Jim, T, N.Y. Giants 1946-50
- Whittington, Mike, LB, N.Y. Giants 1980-83
- Wightkin, Bill, T-DE, Chicago 1950-57
- Williams, Bob, QB, Chicago 1951-52, 1955
- Williams, Brock, CB, New England 2001-02; Oakland 2003-04; Cincinnati 2004, Oakland 2004-05
- Williams, George, DT, Cleveland 1992
- Williams, Ian, NT, San Francisco 2011-16
- Williams, Ishaq, DE, New York Giants 2016-17
- Williams, Joel, TE, Miami 1987
- Williams, Larry, G, Cleveland 1986-88; San Diego 1989; New Orleans 1990-91; New England 1992
- Wisne, Jerry, OL, Chicago 1999-2000; Minnesota 2001; Houston 2002; Green Bay 2003
- Wolski, Bill, HB, Atlanta 1966
- Wood, Cierre, RB, Houston 2013; New England 2013; Baltimore 2014; Buffalo 2015
- Wooden Shawn, S, Miami 1996-99; Chicago 2000; Miami 2001-05
- Worden, Neil (Bull), FB, Philadelphia 1954, 1957
- Wunsch, Harry, G, Green Bay 1934
- Wynn, Renaldo, DT, Jacksonville 1997-2001; Washington 2002-07; N.Y. Giants 2008; Washington 2009
- Wynne, Chet, FB, Rochester 1922
- Wynne, Elmer, FB, Chicago 1928; Dayton 1929
- Yarr, Tom, C, Chicago Cardinals 1933
- Yonakor, John, E-DE, Cleveland (AAFC) 1946-49; N.Y. Yankees 1950, 1952
- Young, Bryant, DT, San Francisco 1994-07
- Young, Sam, OT, Dallas 2010; Buffalo 2011-13; Jacksonville 2014-15; Miami 2016-17
- Zalejski, Ernie, HB, Baltimore 1950
- Zbikowski, Tom, SS, Baltimore 2008-11; Indianapolis 2012; Chicago 2013
- Zeigler, Dusty, G, Buffalo 1996-99; N.Y. Giants 2000-02
- Zellars, Ray, FB, New Orleans 1995-1998
- Zilly, Jack, E, L.A. Rams 1947-51; Philadelphia 1952
- Zoia, Clyde, G, Chicago Cardinals 1920-23
- Zontini, Lou, HB, Chicago Cardinals 1940-41; Cleveland 1944; Buffalo (AAFC) 1946
- Zorich, Chris, DT, Chicago 1991-97; Washington 1997

IRISH IN THE NFL DRAFT

Since the National Football League began drafting players in 1936 — starting with the initial draft on February 8, 1936, at the Ritz-Carlton Hotel in Philadelphia — Notre Dame football players have been selected by NFL teams on 498 occasions. The total rises to 559 selections to the professional ranks when you include the AFL (37) and AAFC (24) drafts.

Based on the statistics provided by the NFL, Notre Dame has had 68 first-round draft picks, beginning with Bill Shakespeare by Pittsburgh in 1936. Overall, the Irish have had five players (tied with USC and Auburn for most) chosen as the first pick in the entire draft — QB Angelo Bertelli by Boston in 1944, QB Frank Dancewicz by Boston in 1946, E Leon Hart by Detroit in 1950, B Paul Hornung by Green Bay in 1957 and DT Walt Patulski by Buffalo in 1972.

Here's a listing of first-round selections by NFL teams with the overall pick in parentheses:

FIRST ROUND SELECTIONS - NFL DRAFT

Year	Player, NFL Team (Overall Pick)
1936	B Bill Shakespeare, Pittsburgh (3)
1944	QB Angelo Bertelli, Boston (1) B Creighton Miller, Brooklyn (3)
1945	B Frank Szymanski, Detroit (6) E John Yonakor, Philadelphia (9)
1946	QB Frank Dancewicz, Boston (1) QB John Lujack, Chicago Bears (4) T George Connor, New York Giants (5) B Emil Sitko, Los Angeles Rams (10)
1949	QB Frank Tripucka, Philadelphia (9) G Bill Fischer, Chicago Cardinals (10)
1950	E Leon Hart, Detroit (1)
1951	B Bob Williams, Chicago Bears (2) C Jerry Groom, Chicago Cardinals (6)
1954	T Art Hunter, Green Bay (3) B John Lattner, Pittsburgh (7) B Neil Worden, Philadelphia (9)
1955	QB Ralph Guglielmi, Washington (3) T Frank Varrichione, Pittsburgh (6) B Joe Heap, New York Giants (8)
1957	B Paul Hornung, Green Bay (1)
1959	B Nick Pietrosante, Detroit (6)
1960	QB George Izo, New York Titans, St. Louis (2) E Monty Stickles, San Diego, San Francisco (11)
1965	WR Jack Snow, Minnesota (8)
1967	G Tom Seiler, New York Jets (12) DT Alan Page, Minnesota (15) G Tom Regner, Houston (23)
1968	DE Kevin Hardy, New Orleans (7)
1969	T George Kunz, Atlanta (2) E Jim Seymour, Los Angeles Rams (10)
1970	DT Mike McCoy, Green Bay (2)
1972	DE Walt Patulski, Buffalo (1) DB Clarence Ellis, Atlanta (15) DT Mike Kadish, Miami (25)
1975	DT Mike Fanning, Los Angeles Rams (9)
1976	DT Steve Niehaus, Seattle (2)
1978	TE Ken MacAfee, San Francisco (7) DE Ross Browner, Cincinnati (8) DB Luther Bradley, Detroit (11)
1980	RB Vagas Ferguson, New England (25)
1982	LB Bob Crable, New York Jets (23)
1983	TE Tony Hunter, Buffalo (12)
1984	RB Greg Bell, Buffalo (26)
1986	DT Eric Dorsey, New York Giants (19)
1988	WR Tim Brown, Los Angeles Raiders (6)
1989	OT Andy Heck, Seattle (15)
1991	CB Todd Lyght, Los Angeles Rams (5)
1992	TE Derek Brown, New York Giants (14)

Year	Player, NFL Team (Overall Pick)
1993	QB Rick Mirer, Seattle (2) FB Jerome Bettis, Los Angeles Rams (10) CB Tom Carter, Washington (17) TE Irv Smith, New Orleans (20)
1994	DT Bryant Young, San Francisco (7) OG Aaron Taylor, Green Bay (16) FS Jeff Burris, Buffalo (27)
1997	DE Renaldo Wynn, Jacksonville (21)
1999	OT Luke Pettigout, New York Giants (19)
2003	C Jeff Faine, Cleveland (21)
2007	QB Brady Quinn, Cleveland (22)
2012	WR Michael Floyd, Arizona ((13) S Harrison Smith, Minnesota (29)
2013	TE Tyler Eifert, Cincinnati (21)
2014	OL Zack Martin, Dallas, (16)
2016	OL Ronnie Stanley, Baltimore (6) WR Will Fuller, Houston (21)
2017	OG Quenton Nelson, Indianapolis (6) OT Mike McGlinchey, San Francisco (9)

Here's a complete listing of all Notre Dame draft picks, including three years' worth of All-America Football Conference picks in 1947-49:

1936

1.	Bill Shakespeare, B, Pittsburgh (3)
3.	Andy Pilney, B, Detroit (26)
7.	Marty Peters, E, Pittsburgh (57)
7.	Wally Fromhart, B, Green Bay (61)
8.	Wayne Millner, E, Boston (65)

1938

5.	Chuck Sweeney, E, Green Bay (37)
10.	Pat McCarty, C, Pittsburgh (84)
12.	Joe Kuharich, G, Pittsburgh (104)

1939

6.	Ed Beinor, T, Brooklyn (46)
8.	Paul Kell, T, Green Bay (69)
9.	Earl Brown, E, Chicago Cardinals (71)
17.	Ed Longhi, C, Pittsburgh (152)
19.	Ed Simonich, B, Chicago Bears (176)
21.	Bill Hofer, B, Green Bay (194)
21.	Mario Tonelli, B, N.Y. Giants (195)

1940

14.	Bud Kerr, E, Green Bay (129)
19.	Tad Harvey, T, Pittsburgh (173)
22.	Steve Sitko, B, Washington (198)

1941

11.	Milt Piepul, B, Detroit (95)
16.	Bob Osterman, C, Chicago Bears (148)
17.	Bob Saggau, B, Green Bay (157)

1942

13.	John Kovatch, E, Washington (116)
21.	Steve Juzwicz, B, Washington (191)

1943

3.	Fred (Dippy) Evans, B, Chicago Bears (24)
5.	Bob Dove, E, Washington (40)
6.	Wally Ziemba, C, Washington (50)
7.	Lou Rymkus T, Washington (60)
13.	Tom Brock, C, Green Bay (118)
13.	Harry Wright, G, Washington (120)
26.	Bob Neff, T, Philadelphia (242)
30.	Dick Creevy B, Chicago Bears (289)

1944

1.	Angelo Bertelli, QB, Boston (1)
1.	Creighton Miller, B, Brooklyn (3)
9.	Matt Bolger, E, Detroit (79)

12.	Pat Filley, G, Cleveland (119)
19.	Bob McBride, G, Cleveland (196)
21.	John Creevey, B, Cleveland (218)
25.	John McGinnis, E, Chicago Cardinals (253)
27.	Bill Earley, B, Chicago Cardinals (275)
27.	Russell (Pete) Ashbaugh, B, Pittsburgh (283)
32.	Stan Kudlacz, C, Cleveland (329)

1945

1.	Frank Szymanski, C, Detroit (6)
1.	John Yonakor, E, Philadelphia (9)
3.	John (Tree) Adams, T, Washington (23)
4.	Jack Zilly, E, Cleveland (32)
6.	Corwin (Cornie) Clatt, B, Chicago Cardinals (45)
6.	Jim Mello, B, Boston (47)
6.	Gerry Cowhig, B, Cleveland (48)
7.	Ziggy Czarowski, T, Chicago Cardinals (55)
10.	Bill Huber, E, Chicago Cardinals (88)
12.	Herb Coleman, C, Boston (113)
15.	George Connor, T, Pittsburgh (145)
16.	John Creevey, B, Chicago Bears (159)
22.	Bob Livingstone, B, Chicago Bears (225)
23.	Luke Higgins, T, Cleveland (235)
30.	Paul Limont, E, Detroit (313)

1946

1.	Frank Dancewicz, QB, Boston (1)
1.	Johnny Lujack, QB, Chicago Bears (4)
1.	George Connor, T, N.Y. Giants (5)
1.	Emil Sitko, B, L.A. Rams (10)
3.	Elmer Angsman, B, Chicago Cardinals (16)
7.	Ed Mieszkowski, T, Boston (52)
7.	Pete Berezney, T, Detroit (58)
9.	Bob Skoglund, E, Washington (79)
10.	Joe Signaigo, G, L.A. Rams (90)
13.	George Strohmeier, C, L.A. Rams (120)
14.	Bob Palladino, B, L.A. Rams (130)
15.	Fred Rova, G, Chicago Cardinals (131)
17.	Gasper Urban, G, L.A. Rams (160)
19.	Jerry Ford, E, L.A. Rams (180)
20.	Bill Heywood, B, Chicago Cardinals (181)
20.	Frank Ruggiero, B, Boston (182)

1947 (NFL)

3.	John Mastrangelo, G, Pittsburgh (16)
6.	George Sullivan, T, Boston (37)
10.	Bob Kelly, B, Green Bay (81)
13.	Bob Skoglund, E, Green Bay (111)
15.	John Fallon, T, N.Y. Giants (134)
26.	Ralph Stewart, C, N.Y. Giants (244)
27.	Bob Palladino, B, Green Bay (250)

1947 (AAFC)

1.	George Sullivan, T, Chicago Rockets (4)
2.	Gerry Cowhig, B, Cleveland (16)
5.	John Mastrangelo, G, Buffalo (34)
6.	Jack Zilly, E, San Francisco (46)
8.	Matt Bolger, E, Chicago Rockets (60)
8.	George Strohmeier, C, N.Y. Yankees (63)
14.	Bob Livingstone, B, Chicago Rockets (108)
14.	Joe Signaigo, B, Cleveland (112)
16.	Frank Kosikowski, E, Buffalo (122)
	Johnny Lujack, QB, Chicago Rockets

1948 (NFL)

6.	Joe Gasperella, B, Pittsburgh (43)
8.	Marty Wendell, G, Philadelphia (63)
16.	George Ratterman, QB, Boston (139)
17.	Jack Fallon, G, Chicago Bears (152)
18.	Bill O'Connor, G, L.A. Rams (160)
24.	Floyd Simmons, B, Pittsburgh (223)
25.	Coy McGee, B, Detroit (227)
29.	John Panelli, B, Green Bay (271)

31.	Art Statuto, C, Philadelphia (292)
32.	Bill Fischer, G, Chicago Cardinals (300)

1948 (AAFC)

3.	Bill Gompers, B, Buffalo (16)
4.	Bill O'Connor, E, Buffalo (24)
5.	Bill Walsh, C, Chicago Rockets (25)
6.	Marty Wendell, G, Buffalo (33)
18.	Doug Waybright, E, Buffalo (119)
19.	Russell (Pete) Ashbaugh, B, Cleveland (129)
26.	John Panelli, B, N.Y. Yankees (184)

1949 (NFL)

1.	Frank Tripuka, QB, Philadelphia (9)
1.	Bill Fischer, G, Chicago Cardinals (10)
2.	John Panelli, B, Detroit (12)
3.	Bill Walsh, C, Pittsburgh (26)
5.	Terry Brennan, B, Philadelphia (51)
8.	Bill Wightkin, E, Chicago Bears (79)
20.	Frank Gaul, T, Boston (193)
24.	Don McAuliffe, B, N.Y. Giants (235)

1949 (AAFC)

2.	Bill Walsh, C, Brooklyn (11)
2.	John Panelli, B, N.Y. Yankees (13)
5.	Frank Gaul, G, Buffalo (35)
25.	Walt Grothaus, G, Baltimore (168)

1949 (AAFC SECRET)

1.	Terry Brennan, B, Chicago Hornets (1)
2.	Bill Fischer, G, N.Y. Chicago Hornets (9)
2.	Frank Tripuka, QB, Buffalo (13)

1950

1.	Leon Hart, E, Detroit (1)
2.	Jim Martin, E, Cleveland (26)
4.	Larry Coutre, B, Green Bay (43)
5.	Mike Swistowicz, B, N.Y. Bulldogs (55)
5.	Frank Spaniel, B, Washington (58)
5.	Ernie Zaleski, B, Chicago Bears (62)
7.	Bill Gay, B, Chicago Cardinals (85)
10.	Walt Grothaus, C, Chicago Cardinals (125)
11.	John Helwig, G, Chicago Bears (140)
18.	Ray Espenan, E, Chicago Cardinals (229)
19.	Gus Cifelli, T, Detroit (239)
19.	Frank Gaul, T, Pittsburgh (242)
30.	Ed Hudak, T, Pittsburgh (386)

1951

1.	Bob Williams, QB, Chicago Bears (2)
1.	Jerry Groom, C, Chicago Cardinals (6)
12.	Jack Landry, B, Chicago Cardinals (139)
20.	Fred Wallner, G, Chicago Cardinals (235)
29.	Bob Livingstone, B, Chicago Cardinals (343)

1952

2.	Bob Toneff, T, San Francisco (22)
7.	John Pettibon, B, N.Y. Yankees (74)
10.	Chet Ostrowski, E, Washington (115)
12.	Jim Mutscheller, E, N.Y. Yankees (134)
13.	Dave Flood, B, Pittsburgh (150)
16.	Paul Burns, G, N.Y. Giants (191)
28.	Billy Barrett, B, Green Bay (327)

1953

8.	Don Beck, B, N.Y. Giants (94)
15.	Bob O'Neil, E, Pittsburgh (173)
29.	Jack Alessandrini, G, Baltimore (338)
30.	Bill Gaudreau, B, Chicago Cardinals (351)

1954

1.	Art Hunter, T, Green Bay (3)
1.	Johnny Lattner, B, Pittsburgh (7)
1.	Neil Worden, B, Philadelphia (9)
2.	Jim Schrader, C, Washington (20)

4.	Frank Paterra, B, Chicago Bears (42)
4.	Minnie Mavraides, G, Philadelphia (45)
6.	Tom McHugh, B, Chicago Cardinals (62)
10.	Joe Katchik, E, L.A. Rams (118)
15.	Sam Palumbo, G, San Francisco (179)
18.	Don Penza, E, Pittsburgh (211)
28.	Joe Bush, G, Pittsburgh (331)

1955

1.	Ralph Guglielmi, QB, Washington (4)
1.	Frank Varrichione, T, Pittsburgh (6)
1.	Joe Heap, B, N.Y. Giants (8)
2.	Dick Szymanski, C, Baltimore (16)
3.	Tony Pasquesi, T, Chicago Cardinals (32)
4.	Paul Reynolds, B, Cleveland (41)
4.	Sam Palumbo, C, Cleveland (49)
6.	Dan Shannon, E, Chicago Bears (63)
24.	Bob Ready, T, Washington (279)

1956

3.	Don Schaefer, B, Philadelphia (28)
9.	Wayne Edmonds, G, Pittsburgh (100)
13.	Jim Mense, C, Green Bay (152)
14.	John McMullan, G, N.Y. Giants (165)
15.	Dick Fitzgerald, B, Chicago Bears (178)
19.	Ray Lemek, G, Washington (227)
21.	Gene Martell, T, Pittsburgh (244)
21.	Gene Kaphis, E, Cleveland (253)
22.	George Nicula, T, Washington (262)
29.	Pat Bisceglia, G, Washington (347)

1957

1.	Paul Hornung, B, Green Bay (1)
12.	Ed Sullivan, C, Green Bay (135)
13.	Jim Morse, B, Green Bay (148)
20.	Byron Beams, T, L.A. Rams (232)

1958

6.	Dick Lynch, B, Washington (66)
9.	Frank Kuchta, C, Washington (102)
10.	Aubrey Lewis, B, Chicago Bears (113)

1959

1.	Nick Pietrosante, B, Detroit (6)
5.	Bob Wetoska, T, Washington (49)
5.	Frank Geremia, T, San Francisco (54)
7.	Don Lawrence, T, Washington (76)
10.	Ron Toth, T, Washington (113)
10.	Bronko Nagurski, T, San Francisco (114)
18.	Al Ecuyer, G, N.Y. Giants (214)
27.	Norm Odyniec, B, Washington (316)
28.	Bob Williams, B, Chicago Bears (332)
29.	Dick Loncar, T, Pittsburgh (343)
30.	Angele Mosca, T, Philadelphia (350)

1960 (NFL)

1.	George Izo, B, Chicago Cardinals (2)
1.	Monty Stickles, E, San Francisco (11)
3.	Bob Scholtz, C, Detroit (27)
12.	Jim Crotty, HB, Washington/Dallas (136)
17.	Mike Graney, E, Philadelphia/Buffalo (200)

1960 (AFL)- NO RECORD OF ORDER

	George Izo, B, N.Y. Titans
	Monty Stickles, E, L.A. Chargers
	Bob Scholtz, C, L.A. Chargers
	Jim Crotty, HB, Dallas Texans
	Mike Graney, E, Buffalo

1961 (NFL)

2.	Myron Pottios, LB, Pittsburgh (19)
10.	Joe Scibelli, HB, L.A. Rams (130)

10.	Bill (Red) Mack, B, Pittsburgh (131)
20.	Ray Ratkowski, B, Green Bay (278)

1961 (AFL)

3.	Myron Pottios, LB, Oakland
9.	Bob Scarpitto, HB, L.A. Chargers
10.	Joe Scibelli, HB, N.Y. Titans
17.	Ray Ratkowski, B, Boston
23.	Bill (Red) Mack, B, Buffalo

1962 (NFL)

2.	Joe Carollo, T, L.A. Rams (16)
2.	Bob Bill, T, N.Y. Giants (26)
5.	Mike Lind, HB, San Francisco (64)
9.	John Powers, E, Pittsburgh (117)
13.	Joe Perkowski, B, Chicago Bears (175)

1962 (AFL)

4.	Bob Bill, T, San Diego (31)
13.	Nick Buoniconti, G, Boston (102)
18.	Joe Carollo, T, L.A. Dallas Texans (139)
19.	Mike Lind, HB, San Diego (152)

1963 (NFL)

10.	Ed Hoerster, LB, Chicago Bears (137)
12.	Daryle Lamonica, QB, Green Bay (168)
16.	John Slatkosky, T, St. Louis (213)

1963 (AFL)

9.	Ed Burke, T, Houston (70)
16.	Ed Hoerster, LB, Buffalo (124)
24.	Daryle Lamonica, QB, Buffalo (188)

1964 (NFL)

2.	Jim Kelly, E, Pittsburgh (28)
4.	Paul Costa, B, Green Bay (55)
4.	Frank Budka, HB, Chicago Bears (56)
5.	Jim Snowden, FB, Washington (59)
8.	George Bednar, G, St. Louis (104)
13.	Tom MacDonald, B, Washington (171)
17.	Dave Humenik, T, N.Y. Giants (236)

1964 (AFL)

2.	Jim Kelly, E, Boston (13)
3.	George Bednar, G, Oakland (23)
7.	John Simon, E, Kansas City (50)
10.	Clay Stephens, E, Kansas City (73)
14.	Paul Costa, B, Kansas City (106)
15.	Jim Snowden, FB, Kansas City (114)
17.	Bob Lehmann, G-LB, N.Y. Jets (131)
23.	Dave Humenik, T, Boston (180)

1965 (NFL)

1.	Jack Snow, E, Minnesota (8)
1.	Tony Carey, HB, Chicago Bears (73)
6.	John Huarte, QB, Philadelphia (76)
8.	John Meyer, LB, St. Louis (110)
12.	Jim Carroll, LB, N.Y. Giants (155)
14.	Dave Pivec, E, Chicago Bears (185)
14.	Tom Longo, B, Philadelphia (188)
18.	Dick Arrington, G, Cleveland (251)

1965 (AFL)

2.	John Huarte, QB, N.Y. Jets
7.	Jack Snow, E, San Diego
15.	John Meyer, LB, Buffalo

1965 (AFL REDSHIRT)

4.	Dick Arrington, G, Boston
9.	Tony Carey, HB, San Diego

11. Tom Longo, B, Oakland

1966 (NFL)

2. Nick Rassas, DB, Atlanta (17)
2. Nick Eddy, HB, Detroit (24)
3. Phil Sheridan, E, Atlanta (48)
4. Pete Duranko, DE-LB, Cleveland (61)
5. Bill Wolski, HB, Atlanta (65)
8. Tom Talaga, E, Cleveland (123)
16. Arunas Vasys, LB, Philadelphia (234)
- * Ed Cook, G, Atlanta (Expansion)
- * Bill (Red) Mack, FL, Atlanta (Expansion)

1966 (AFL)

2. Nick Rassas, DB, San Diego
4. Phil Sheridan, E, N.Y. Jets
10. Bill Wolski, HB, N.Y. Jets
18. Tom Talaga, E, Denver

1966 (AFL REDSHIRT)

1. Nick Eddy, HB, Denver
2. Pete Duranko, DE-LB, Denver

1967

1. Paul Sella, G, N.Y. Jets (12)
1. Alan Page, DE, Minnesota (15)
1. Tom Regner, G, Houston (23)
2. Larry Conjar, FB, Cleveland (46)
2. Jim Lynch, LB, Kansas City (47)
3. George Goeddeke, C, Denver (59)
4. Tom Rhoads, DE, Buffalo (70)
16. Allen Sack, LB, L.A. Rams (408)
- * Paul Hornung, HB, New Orleans (Expansion)
- * Bob Scholtz, T, New Orleans (Expansion)

1968

1. Kevin Hardy, DE, New Orleans (7)
3. Mike McGill, LB, Minnesota (76)
5. Jim Smithberger, DB, Boston (116)
6. Dave Martin, DB, Philadelphia (157)
8. Dick Swatland, G-T, New Orleans (195)
8. Tom Schoen, DB, Cleveland (212)
11. John Pergine, LB, L.A. Rams (297)
16. Rocky Bleier, RB, Pittsburgh (417)

1969

1. George Kunz, T, Atlanta (2)
1. Jim Seymour, SE, L.A. Rams (10)
2. Terry Hanratty, QB, Pittsburgh (30)
4. Bob Kuechenberg, G, Philadelphia (80)
5. Jim Winegardner, TE, Chicago Bears (119)
6. Ed Tuck, G, Miami (141)
8. Bob Gladieux, RB, Boston (188)
11. Eric Norri, DT, Washington (269)
12. Bob Belden, QB, Dallas (308)
12. John Lavin, LB, Kansas City (309)
13. Tom Quinn, DB, Chicago Bears (325)

1970

1. Mike McCoy, DT, Green Bay (2)
3. Jim Reilly, G, Buffalo (57)
5. Bob Olson, LB, Boston (107)
5. Mike Oriard, C, Kansas City (130)
7. Terry Brennan, T, Philadelphia (158)

1971

4. Joe Theismann, QB, Miami (99)
5. Tim Kelly, LB, Boston (105)
7. Larry DiNardo, G, New Orleans (158)

15. Jim Wright, LB, N.Y. Giants (382)
15. Gary Kos, L.A. Rams (384)

1972

1. Walt Patulski, DE, Buffalo (11)
1. Clarence Ellis, DB, Atlanta (15)
1. Mike Kadish, DT, Miami (25)
3. Fred Swendsen, DE, Buffalo (53)
4. Eric Patton, LB, Green Bay (86)
5. Thom Gatewood, WR, N.Y. Giants (107)
7. Ralph Stepaniak, DB, Buffalo (157)
7. Mike Zikas, DT, N.Y. Giants (177)

1973

2. Greg Marx, DT, Atlanta (39)
6. Mike Creaney, C, Chicago Bears (138)
9. John Dampier, G, Cincinnati (224)
12. Jim O'Malley, LB, Denver (296)
13. John Cieszkowski, RB, Chicago Bears (320)
15. Ken Schlezes, DB, Philadelphia (367)

1974

2. Dave Casper, TE, Oakland (45)
4. Mike Townsend, DB, Minnesota (86)
9. Brian Doherty, P, Buffalo (226)
11. Tim Rudnick, DB, Baltimore (285)
14. Frank Pomarico, G, Kansas City (353)
15. Bob Thomas, K, L.A. Rams (388)
17. Cliff Brown, RB, Philadelphia (427)
17. Willie Townsend, WR, L.A. Rams (440)

1975

1. Mike Fanning, DT, L.A. Rams (9)
2. Greg Collins LB, San Francisco (35)
3. Drew Mahalic, LB, Denver (69)
5. Kevin Nosbusch, DT, San Diego (111)
5. Wayne Bullock, RB, San Francisco (114)
10. Steve Sylvester, T, Oakland (259)
13. Pete Demmerle, WR, San Diego (320)
13. Eric Penick, RB, Denver (329)
14. Reggie Barnett, DB, San Diego (345)
16. Tom Fine, TE, Buffalo (408)

1976

1. Steve Niehaus, DT, Seattle (2)
7. Ed Bauer, G, New Orleans, (201)

1978

1. Ken MacAfee, TE, San Francisco (7)
1. Ross Browner, DT, Cincinnati (8)
1. Luther Bradley, DB, Detroit (11)
2. Willie Fry, DE, Pittsburgh (49)
3. Ernie Hughes, G, San Francisco (79)
4. Al Hunter, RB, Seattle (1977 supplemental draft)
5. Ted Burgmeier, DB, Miami (111)
9. Steve McDaniels, T, San Francisco (249)
10. Doug Becker, LB, Pittsburgh (268)

1979

2. Dave Huffman, C, Minnesota (43)
2. Bob Golic, LB, New England (52)
3. Joe Montana, QB, San Francisco (82)
8. Steve Heimkreiter, LB, Baltimore (197)
9. Jerome Heavens, RB, Chicago Bears (230)
9. Kris Haines, WR, Washington (233)
9. Jeff Weston, DT, Miami (244)
10. Joe Restic, DB, Chicago Bears (257)
10. Mike Calhoun, DT, Dallas (274)
12. Jim Browner, DB, Cincinnati (304)

1980

1. Vagas Ferguson, RB, New England (25)
2. Dave Waymer, DB, New Orleans (41)
2. Tim Foley, T, Baltimore (51)
4. Rusty Lisch, QB, St. Louis (89)
8. Bobby Leopold, LB, San Francisco (210)
10. Rob Martinovich, T, Kansas City (261)

1981

4. John Scully, C, Atlanta (109)
7. Pete Holohan, TE, San Diego (189)
8. Scott Zetek, DT, Chicago Bears (205)
9. Jim Stone, RB, Seattle (223)
9. Tim Huffman, T, Green Bay (227)
12. John Hankerd, LB, Denver (317)

1982

1. Bob Crable, LB, N.Y. Jets (23)
3. John Krimm, DB, New Orleans (76)
5. Phil Pozderac, T, Dallas (137)

1983

1. Tony Hunter, TE, Buffalo (12)
3. Dave Duerson, DB, Chicago Bears (64)
4. Tom Thayer, C, Chicago Bears (91)
5. Larry Moriarty, RB, Houston (114)
9. Mark Zavagnin, LB, Chicago Bears (235)
9. Bob Clasby, T, Seattle (236)

1984

1. Greg Bell, RB, Buffalo (26)
6. Chris Brown, DB, Pittsburgh (164)
6. Stacey Toran, DB, L.A. Raiders (168)
9. Neil Maune, G, Dallas (249)
11. Blair Kiel, QB, Tampa Bay (281)

1985

2. Mike Gann, DE, Atlanta (45)
3. Mike Kelley, C, Houston (82)
4. Mark Bavaro, TE, N.Y. Giants (100)
10. Mike Golic, DT, Houston (255)
10. Larry Williams, G, Cleveland (259)

1986

1. Eric Dorsey, DE, N.Y. Giants (19)
3. Allen Pinkett, RB, Houston (61)
8. Tony Furjanic, LB, Buffalo (202)
8. Mike Perrino, T, San Diego (209)

1987

2. Wally Kleine, T, Washington (48)
4. Steve Beuerlein, QB, L.A. Raiders (110)
7. Robert Banks, DT, Houston (176)
8. Joel Williams, TE, Miami (210)

1988

1. Tim Brown, WR, L. A. Raiders (6)
3. Tom Reherder, T, New England (69)
3. Chuck Lanza, C, Pittsburgh (70)
6. Cedric Figaro, LB, San Diego (152)
9. Brandy Wells, DB, Cincinnati (226)

1989

1. Andy Heck, T, Seattle (15)
2. Frank Stams, DE, L.A. Rams (45)
5. Mark Green, RB, Chicago (130)
6. Wes Pritchett, LB, Miami (147)
11. George Streeter, S, Chicago (304)

1990

2. Anthony Johnson, FB, Indianapolis (36)
2. Tim Grunhard, OG, Kansas City (40)
2. Jeff Alm, DT, Houston (41)
2. Pat Terrell, FS, L.A. Rams (49)
4. Mike Brennan, OT, Cincinnati (91)
5. Stan Smagala, CB, L.A. Raiders (123)
6. Ned Bolcar, LB, Seattle (146)
10. D'Juan Francisco, SS, Washington (262)
12. Dean Brown, OT, Indianapolis (316)

1991

1. Todd Lyght, CB, L.A. Rams (5)
2. Ricky Watters, RB, San Francisco (45)
2. Chris Zorich, NT, Chicago (49)
3. Bob Dahl, DT, Cincinnati (72)
4. Raghib Ismail, FL, L.A. Raiders (100)
5. Tim Ryan, OG, Tampa Bay (136)
7. Andre Jones, OLB, Pittsburgh (185)
8. Scott Kowalkowski, OLB, Philadelphia(216)
9. Michael Stonebreaker, ILB, Chicago (245)
10. Mike Heldt, C, San Diego (257)

1992

1. Derek Brown, TE, N.Y. Giants (14)
2. Rod Smith, DB, New England (35)
4. Rodney Culver, FB, Indianapolis (85)
4. Tony Brooks, FB, Philadelphia (92)
4. Gene McGuire, C, New Orleans (95)
6. Tony Smith, SE, Kansas City (159)
6. George Williams, DT, Cleveland (163)
9. Mirko Jurkovic, OG, Chicago (246)

1993

1. Rick Mirer, QB, Seattle (2)
1. Jerome Bettis, FB, L.A. Rams (10)
1. Tom Carter, CB, Washington (17)
1. Irv Smith, TE, New Orleans (20)
2. Demetrius DuBose, LB, Tampa Bay (34)
2. Reggie Brooks, TB, Washington (45)
4. Devon McDonald, LB, Indianapolis (107)
5. Lindsay Knapp, OG, Kansas City (130)
8. Craig Hentrich, K-P, N.Y. Jets (200)

1994

1. Bryant Young, DT, San Francisco (7)
1. Aaron Taylor, OG, Green Bay (16)
1. Jeff Burris, FS, Buffalo (27)
2. Tim Ruddy, C, Miami (65)
3. Jim Flanigan, DT, Chicago (74)
3. Willie Clark, CB, San Diego (82)
3. Lake Dawson, SE, Kansas City (92)
5. John Covington, SS, Indianapolis (133)
5. Anthony Peterson, LB, San Francisco (153)
7. Pete Bercich, LB, Minnesota (211)

1995

2. Ray Zellars, FB, New Orleans (44)
2. Bobby Taylor, CB, Philadelphia (50)
2. Oliver Gibson, NG, Pittsburgh (120)
5. Mike Miller, FL, Cleveland (147)
7. Travis Davis, SS, New Orleans (242)
- * Rod Smith, CB, Carolina (Expansion)
- * Steve Beuerlein, QB, Jacksonville (Expansion)
- * Derek Brown, TE, Jacksonville (Expansion)

1996

2. Derrick Mayes, SE, Green Bay (56)
4. Paul Grasmanis, NG, Chicago (116)
6. Shawn Wooden, CB, Miami (189)

6. Dusty Zeigler, G, Buffalo (202)

1997

1. Renaldo Wynn, DL, Jacksonville (21)
2. Marc Edwards, RB, San Francisco (55)
3. Bert Berry, LB, Indianapolis (86)
3. Kinnon Tatum, LB, Carolina (87)
5. Pete Chryplewicz, TE, Detroit (135)

1998

3. Allen Rossum, DB, Philadelphia (85)

1999

1. Luke Petitgout, OT, N.Y. Giants (19)
5. Jerry Wisne, OG, Chicago (143)
5. Mike Rosenthal, OT, N.Y. Giants (149)
5. Malcolm Johnson, SE, Pittsburgh (166)
7. Hunter Smith, P, Indianapolis (210)
7. Autry Denson, TB, Tampa Bay (233)
7. Kory Minor, LB, San Francisco (234)

2000

7. Jarius Jackson, QB, Denver (214)

2001

3. Mike Gandy, OG, Chicago (68)
3. Brock Williams, CB, New England (86)
4. Jabari Holloway, TE, New England (119)
6. Tony Driver, FS, Buffalo (178)
6. Dan O'Leary, TE, Buffalo (195)
7. Anthony Denman, ILB, Jacksonville (213)

2002

2. Anthony Weaver, DT, Baltimore (52)
4. Rocky Boiman, OLB, Tennessee (133)
5. John Owens, TE, Detroit (138)
6. Tyreo Harrison, ILB, Philadelphia (198)
6. Javin Hunter, WR, Baltimore (206)
7. David Givens, WR, New England (253)

2003

1. Jeff Faine, C, Cleveland (21)
5. Jordan Black, OT, Kansas City (153)
5. Sean Mahan, OG, Tampa Bay (168)
5. Shane Walton, CB, St. Louis (170)
6. Jerome Sapp, SS, Baltimore (182)
6. Arnaz Battle, WR, San Francisco (197)
6. Brennan Curtin, OT, Green Bay (212)

2004

2. Julius Jones, RB, Dallas (43)
2. Courtney Watson, LB, New Orleans (60)
4. Glenn Earl, FS, Houston (122)
6. Vontez Duff, CB, Houston (170)
6. Jim Molinaro, OT, Washington (180)

2005

3. Justin Tuck, DE, N.Y. Giants (74)
5. Jerome Collins, TE, St. Louis (144)

2006

2. Anthony Fasano, TE, Dallas (53)
3. Maurice Stovall, WR, Tampa Bay (90)
6. Dan Stevenson, OG, New England (205)

2007

1. Brady Quinn, QB, Cleveland (22)
2. Victor Abiamiri, DE, Philadelphia (57)
3. Ryan Harris, OT, Denver (70)
5. Derek Landri, DT, Jacksonville (166)

6. Mike Richardson, CB, New England (202)

7. Dan Santucci, OL, Cincinnati (230)
7. Chinedum Ndukwe, S, Cincinnati (253)

2008

2. John Carlson, TE, Seattle (38)
2. Trevor Laws, DT, Philadelphia (47)
3. Tom Zbikowski, FS, Baltimore (86)
6. John Sullivan, C, Minnesota (187)

2009

4. David Bruton, FS, Denver (114)

2010

2. Jimmy Clausen, QB, Carolina (48)
2. Golden Tate, WR, Seattle (60)
6. Sam Young, OT, Dallas (179)
6. Eric Olsen, OG, Denver (183)

2011

2. Kyle Rudolph, TE, Minnesota (43)

2012

1. Michael Floyd, WR, Arizona (13)
1. Harrison Smith, DB, Minnesota (29)
5. Robert Blanton, DB, Minnesota (139)
5. Darius Fleming, LB, San Francisco (165)

2013

1. Tyler Eifert, TE, Cincinnati (21)
2. Manti Te'o, LB, San Diego (38)
2. Jamoris Slaughter, S, Cleveland (175)
6. Theo Riddick, RB, Detroit (199)
6. Kapron Lewis-Moore, DE, Baltimore (200)
7. Zeke Motta, S, Atlanta (244)

2014

1. Zack Martin, OL, Dallas (16)
2. Stephon Tuitt, DE, Pittsburgh (46)
2. Troy Niklas, TE, Arizona (52)
3. Louis Nix III, DT, Houston (83)
3. Chris Watt, OG, San Diego (89)
4. Prince Shembo, OLB, Atlanta (139)
6. Bennett Jackson, CB, N.Y. Giants (187)
6. TJ Jones, WR, Detroit (189)

2015

7. Ben Koyack, TE, Jacksonville (229)

2016

1. Ronnie Stanley, OT, Baltimore (6)
1. Will Fuller, WR, Houston (21)
2. Jaylon Smith, LB, Dallas (34)
2. Nick Martin, C, Houston (50)
3. KeiVarae Russell, CB, Kansas City (74)
3. C.J. Prosise, RB, Seattle (90)
4. Sheldon Day, DT, Jacksonville (103)

2017

2. DeShone Kizer, QB, Cleveland (52)
7. Isaac Rochell, DL, Los Angeles Chargers (225)

2018

1. Quenton Nelson, OG, Indianapolis (6)
1. Mike McGlinchey, OT, San Francisco (9)
4. Durham Smythe, TE, Miami (123)
6. Equanimeous St. Brown, WR, Green Bay (207)

KNUTE ROCKNE



Knute Rockne received a rude introduction to football.

As a young Norwegian immigrant to the Logan Square district of Chicago, Rockne first played the game with his immigrant neighbors on the sandlots. A slender and swift ballcarrier, Rockne broke away from his pursuers for a long run, a sure touchdown. But a rowdy group of fans for the opponents stepped in, stripped the ball away from his cradled arms and mistook his body for a punching bag. When he finally arrived home, his parents took one look at his tattered body and announced that his football career was over. But a few bumps and bruises would not keep Rockne away from the game he loved for long. With his parents' blessing, he returned to the gridiron in high school and later emerged as the country's most respected, innovative and successful college football coach of all time.

After Rockne finished high school, he worked as a mail dispatcher with the Chicago Post Office for four years and continued his athletic endeavors at the Irving Park Athletic Club, the Central YMCA and the Illinois Athletic Club. By then he had saved enough money to continue his education and boarded the train for South Bend and Notre Dame. After a difficult first year as a scrub with the varsity, Rockne turned his attention to track where he earned a monogram and later set a school record (12-4) in the indoor pole vault. Those accomplishments gave him incentive to give football another try. This time he succeeded and eventually was named to Walter Camp's All-America football squad as a third-string end. During his senior season (1913) when he served as captain, Rockne and his roommate, quarterback Gus Dorais, stunned Army with their deadly pass combination and handed the high-ranking Cadets a 35-13 setback.

But Rockne — who also fought semi-professionally in South Bend, wrote for the student newspaper and yearbook, played flute in the school orchestra, took a major role in every student play and reached the finals of the Notre Dame marbles tournament — considered himself primarily a student. He worked his way through school, first as a janitor and then as a chemistry research assistant to Professor Julius A. Nieuwland, whose discoveries led to synthetic rubber. Rockne graduated magna cum laude with a 90.52 (on a scale of 100) grade average.

Upon graduation Rockne was offered a post at Notre Dame as a graduate assistant in chemistry. He accepted that position on the condition that he be allowed to help Jesse Harper coach the football

team. When Harper retired after the 1917 season, Rockne was named his successor.

Under Rockne's tutelage, Notre Dame skyrocketed to national prominence and became America's team. With their penchant for upsetting the stronger, more established football powers throughout the land, the Irish captured the hearts of millions of Americans who viewed Notre Dame's victories as hope for their own battles.

During Rockne's 13-year coaching tenure, Notre Dame beat Stanford in the 1925 Rose Bowl and put together five unbeaten and untied seasons. Rockne produced 20 first-team All-Americans. His lifetime winning percentage of .881 (105-12-5) still ranks at the top of the list for both college and professional football. Rockne won the last 19 games he coached.

Rockne, who was inducted into the National Football Foundation Hall of Fame in 1951 — the first year of inductions — revolutionized the game of football with his wide-ranging ideas and innovations.

Rockne was the first football coach to take his team all over the country and initiate intersectional rivalries. The Irish competed in a national arena. He challenged the best football teams in the land and almost always won.

Using his medical and anatomical knowledge, Rockne designed his own equipment and uniforms. He reduced the amount of bulk and weight of the equipment, while increasing its protectiveness. He also introduced the gold satin and silk pants that cut down on wind resistance.

Rockne foresaw the day of the two-platoon system and often used his "shock troops," a full team of second stringers, at the start of most games.

Inspired by the precision and timing of a chorus line, Rockne added the Notre Dame shift to his playbook. In the shift, all four backs were still in motion at the snap. Opponents were so dumbfounded by the shift that they couldn't find a consistent way to handle it. The rules board finally enacted a law against the shift.

Rockne also attempted to outsmart his coaching peers by down playing his squads' talent. He never boasted about his team or its strengths; rather, he lamented his squad's lack of skill every chance he got.

Rockne believed that half of football strategy was passing, while most of his counterparts kept the ball on the ground.

But football was never enough for Rockne. He also served as Notre Dame's athletic director, business manager, ticket distributor, track coach and equipment manager; he wrote a newspaper column once a week; he authored three books, including a volume of juvenile fiction; Rockne was principle designer of Notre Dame Stadium; he opened a stock brokerage firm in South Bend during his last season; he was a dedicated family man to his wife Bonnie and their four children and for years raised much of the family's food in his garden. Rockne also made several public speeches a year and served as a public spokesman for Studebaker.

For all of his contributions to the game of football, Rockne was recognized as the 76th most powerful person in sports for the 20th century by *The Sporting News*.

After the championship season of 1930, Rockne tried to get away for a much-needed rest and vacation. But he was needed in Los Angeles to make a football demonstration movie.

An enthusiastic flier and never one to waste time, Rockne boarded Transcontinental-Western's Flight 599 from Kansas City to Los Angeles on March 31, 1931. Shortly after takeoff, the plane flew into a storm, became covered with ice and fell into a wheat field near Bazaar, Kansas. There were no survivors.

GEORGE GIPP



George Gipp, perhaps the greatest all-around player in college football history, became a legend even though he was unable to overcome a bout with a streptococcal throat infection that led to his untimely death at the age of 25.

But ironically, his death on Dec. 14, 1920 — coming just two weeks after he was selected as Notre Dame's first Walter Camp All-American — assured Gipp's place in Notre Dame's history books.

While on his deathbed, Gipp, who had contracted the strep throat while helping the Irish defeat Northwestern late in his senior season, made this often-repeated plea to his coach, Knute Rockne.

"I've got to go, Rock. It's all right. I'm not afraid. Some time, Rock, when the team is up against it, when things are wrong and the breaks are beating the boys — tell them to go in there with all they've got and win just one for the Gipper. I don't know where I'll be then, Rock. But I'll know about it, and I'll be happy."

Rockne waited eight years to relay Gipp's parting request. On Nov. 10, 1928, after losing two of its first six games, an injury-riddled Notre Dame team traveled to Yankee Stadium to face unbeaten

Army. According to Francis Wallace of the New York News, Rockne made this pregame speech to his under-dog Irish.

"The day before he died, George Gipp asked me to wait until the situation seemed hopeless — then ask a Notre Dame team to go out and beat Army for him. This is the day, and you are the team." Notre Dame won the game 12-6 on a pair of second-half touchdowns. Jack Chevigny scored the first on a one-yard run and, after reaching the end zone, said, "That's one for the Gipper." Football experts who witnessed it said the game was the greatest demonstration of inspired football ever played anywhere.

Even now, 87 years later, every aspiring football player, or anyone facing insurmountable odds, hears the tale of the Gipper. But George Gipp should be remembered for much more than his tragic death and dying wish.

Gipp left his home in Laurium, Michigan, in 1916 and headed to Notre Dame with ambitions of playing baseball. But one fall afternoon Rockne spotted Gipp, who had never played football in high school, drop kicking the football 60 and 70 yards just for the fun of it. The persuasive coach, sensing Gipp's natural athletic ability, eventually convinced Gipp to go out for the team. Gipp experienced nothing but success on the gridiron.

A four-year member of the varsity, Gipp proved to be the most versatile player Rockne ever had. He could run, he could pass and he could punt. Still holder of a handful of Notre Dame records in a variety of categories, Gipp led the Irish in rushing and passing each of his last three seasons (1918, 1919 and 1920). His career mark of 2,341 rushing yards lasted more than 50 years until Jerome Heavens broke it in 1978. Gipp did not allow a pass completion in his territory. Walter Camp named him the outstanding college player in America in 1920. Gipp was voted into the College Football Hall of Fame in 1951.

During Gipp's career, Notre Dame compiled a 27-2-3 record, including a 19-0-1 mark in his last 20 games. With Gipp's help the Irish outscored their opponents 506 to 97 in those contests. Notre Dame was undefeated in 1919 and 1920 and the Irish were declared Champions of the West.

Despite his football achievements, Gipp's first love remained baseball. He played centerfield for the Irish and had planned to join the Chicago Cubs after graduation.

THE FOUR HORSEMEN



It was 93 years ago that a dramatic nickname coined by a poetic sportswriter and the quick-thinking actions of a clever student publicity aide transformed the Notre Dame backfield of Stuhldreher, Crowley, Miller and Layden into the most fabled quartet in college football history.

Quarterback Harry Stuhldreher, left halfback Jim Crowley, right halfback Don Miller and fullback Elmer Layden had run rampant through Irish opponents' defenses since coach Knute Rockne devised the lineup in 1922 during their sophomore season. But the foursome needed some help from Grantland Rice, a sportswriter for the New York Herald-Tribune, to achieve football immortality. After Notre Dame's 13-7 victory over Army on Oct. 18, 1924, Rice penned the most famous passage in the history of sports journalism.

"Outlined against a blue, gray October sky the Four Horsemen rode again.

"In dramatic lore they are known as famine, pestilence, destruction and death. These are only aliases. Their real names are: Stuhldreher, Miller, Crowley and Layden. They formed the crest of the South Bend cyclone before which another fighting Army team was swept over the precipice at the Polo Grounds this afternoon as 55,000 spectators peered down upon the bewildering panorama spread out upon the green plain below."

George Strickler, then Rockne's student publicity aide and later sports editor of the Chicago Tribune, made sure the name stuck. After the team arrived back in South Bend, he posed the four players, dressed in their uniforms, on the backs of four horses from a livery stable in town. The wire services picked up the now-famous photo, and the legendary status of the Four Horsemen was ensured.

The 1999 season marked the 75th anniversary of the Four Horsemen's senior year and descendants of each member of that group were honored at the Notre Dame vs. Navy game on Oct. 30, 1999. "At the time, I didn't realize the impact it would have," Crowley once said. "But the thing just kind of mushroomed. After the splurge

in the press, the sports fans of the nation got interested in us along with other sportswriters. Our record helped, too. If we'd lost a couple, I don't think we would have been remembered."

After that win over Army, Notre Dame's third straight victory of the young season, the Irish were rarely threatened the rest of the year. A 27-10 win over Stanford in the 1925 Rose Bowl gave Rockne and Notre Dame the national championship and a perfect 10-0 record.

As it usually is with legends, the Four Horsemen earned their spot in gridiron history. Although none of the four stood taller than six feet and none of the four weighed more than 162 pounds, the Four Horsemen might comprise the greatest backfield ever. As a unit, Stuhldreher, Crowley, Miller and Layden played 30 games and only lost to one team, Nebraska, twice.

Stuhldreher, a 5-7, 151-pounder from Massillon, Ohio, was a self-assured leader who not only could throw accurately but also returned punts and proved a solid blocker. He emerged as the starting signal caller four games into his sophomore season in 1922. He was often labeled cocky, feisty and ambitious, but his field generalship was unmatched.

Crowley, who came to Notre Dame in 1921 from Green Bay, Wisconsin, stood 5-11 and weighed 162 pounds. Known as "Sleepy Jim" for his drowsy-eyed appearance, Crowley outmaneuvered many a defender with his clever, shifty ball carrying.

Miller, a native of Defiance, Ohio, followed his three brothers to Notre Dame. At 5-11, 160 pounds, Miller proved to be the team's breakout threat. According to Rockne, Miller was the greatest open-field runner he ever coached.

Layden, the fastest of the quartet, became the Irish defensive star with his timely interceptions and also handled the punting chores. The 6-0, 162-pounder from Davenport, Iowa, boasted 10-second speed in the 100-yard dash.

After graduation, the lives of the Four Horsemen took similar paths. All began coaching careers with three of the four occupying top positions.

Layden coached at his alma mater for seven years and compiled a 47-13-3 record. He also served as athletic director at Notre Dame. After a business career in Chicago, Layden died in 1973 at the age of 70.

Crowley coached Vince Lombardi at Fordham before entering business in Cleveland. He died in 1986 at the age of 83.

Stuhldreher, who died in 1965 at the age of 63, became athletic director and football coach at Wisconsin.

Miller left coaching after four years at Georgia Tech and began practicing law in Cleveland. He was appointed U.S. District Attorney for Northern Ohio by President Franklin D. Roosevelt. Miller died in 1979 at the age of 77.

All four players eventually were elected to the Football Foundation College Hall of Fame — Layden in 1951, Stuhldreher in 1958, Crowley in 1966 and Miller in 1970.

The five distinctive values of Notre Dame Athletics

Excellence, Education, Faith, Community, and Tradition

shape the experience of the more than 700 young men and women who proudly don the blue and gold for the Fighting Irish.

Gifts to the Rockne Heritage Fund, provide scholarships and support for these student-athletes across all 26 varsity programs.

Rockne Heritage Fund Experiences

Access to Football tickets through the lottery
Special events featuring student-athletes, coaches and staff
Locker room tour & Pre-game field passes

Make the dream of wearing Blue and Gold a reality!



UND.COM/ROCKNE





When Rev. Edward F. Sorin, C.S.C., arrived in the northern Indiana wilderness, he had only \$310, three log buildings badly in need of repair and a far-sighted vision of establishing a liberal arts school to meet the growing educational needs of the frontier. He dreamed of building a great university, and in 1842 he founded the University of Notre Dame du Lac.

Over the years, Notre Dame would evolve into a preeminent place for Catholic thought. While becoming one of the top undergraduate institutions in the country, Notre Dame also has been at the cutting edge of research, including such innovations as the transmission of wireless messages and the development of synthetic rubber. Today researchers are achieving breakthroughs in astrophysics, radiation chemistry, environmental sciences, psychology, tropical disease transmission, cancer treatment, robotics, peace/religious studies and nanoelectronics.

The University also has stressed residential life, with four-of-five students living on campus in 30 residence halls that serve as the fo-

cal point of social, spiritual and athletic activities. Notre Dame is one of a handful of universities with a truly national and international student body composed of young men and women who come from more than 90 nations and all 50 states. They attend Notre Dame not only to learn how to think, but to learn how to live, keeping faith with the vision of Father Sorin.

Notre Dame is one of the few universities to regularly rank in the top 25 in the U.S. News & World Report survey of America's best colleges and the Learfield Sports Directors' Cup standings of the best overall athletics programs, and it is the pre-eminent Catholic and faith-based university in the nation. Among many marks of distinction, faculty in the College of Arts and Letters have won 62 fellowships from the National Endowment for the Humanities since 1999, more than for any other university in the country.



REV. JOHN I. JENKINS, C.S.C.
President

Rev. John I. Jenkins, C.S.C., is in his third five-year term as the 17th president of the University of Notre Dame. His vision is for Notre Dame to be the Catholic research university for our time — an institution that unifies, enlightens and heals by engaging in research and scholarship of the first rank while maintaining its distinctive Catholic character and long-time excellence in undergraduate education.

During his tenure, Notre Dame has made significant progress toward its research goal, including selection as the lead partner in the Midwest Institute for Nanoelectronics Discovery and the Center for Low Energy Systems Technology, the creation of the Idea Center at Innovation Park and the construction of a world-class turbomachinery testing facility.

His commitment to undergraduate education has been marked by the Notre Dame Forums, yearlong initiatives that have examined important issues such as religion and world conflict, global health, immigration, education and energy.

The University's Catholic identity has been strengthened during Father Jenkins' tenure in multiple ways, including the appointment of a coordinator for University life initiatives and the construction of multimillion-dollar facilities for the Sacred Music Program, Institute for Church Life, the Center for Social Concerns, and the Institute for Educational Initiatives, which includes the Alliance for Catholic Education.

Father Jenkins earned bachelor's and master's degrees in philosophy from Notre Dame in 1976 and 1978, respectively, and was ordained a priest of the Congregation of Holy Cross in 1983. He holds advanced degrees from Oxford and the Jesuit School of Theology. He is a professor of philosophy and the author of "Knowledge and Faith in Thomas Aquinas."

A native of Omaha, Nebraska, Father Jenkins was born Dec. 17, 1953.

PRESIDENT'S LEADERSHIP COUNCIL



Thomas G. Burish
Charles and Jill Fischer Provost



John Affleck-Graves
Executive Vice President



John J. Brennan
Chairman, Notre Dame Board of Trustees



Patricia Bellia
NCAA Faculty Representative

Thomas G. Burish	Charles and Jill Fischer Provost
John F. Affleck-Graves	Executive Vice President
David C. Bailey	Vice President for Strategic Planning and Institutional Research
Robert J. Bernhard	Vice President for Research
Paul J. Browne	Vice President for Public Affairs and Communications
Laura Carlson	Vice President and Associate Provost
Rev. Austin Collins, C.S.C.	Religious Superior of Holy Cross Priests and Brothers at Notre Dame
Marianne Corr	Vice President and General Counsel
Shannon Cullinan	Vice President for Finance
Ann M. Firth	Chief of Staff
Erin Hoffmann Harding	Vice President for Student Affairs
Ronald D. Kraemer	Vice President for Information Technology and Chief Information and Digital Officer
Rev. William M. Lies, C.S.C.	Vice President for Mission Engagement and Church Affairs
Scott C. Malpass	Vice President and Chief Investment Officer
Doug Marsh	Vice President for Facilities Design and Operations and University Architect
Christine Maziar	Vice President and Senior Associate Provost
Robert K. McQuade	Vice President for Human Resources
Louis M. Nanni	Vice President for University Relations
Rev. Hugh R. Page, Jr.	Vice President and Associate Provost
Michael E. Pippenger	Vice President and Associate Provost for Internationalization
Bryan K. Ritchie	Vice President and Associate Provost for Innovation
Maura Ryan	Vice President Associate Provost for Faculty Affairs
Mike Seamon	Vice President for Campus Safety and Event Management
Jack Swarbrick	Vice President and James R. Rohr Director of Athletics



JACK SWARBRICK

University Vice President and James E. Rohr Director of Athletics

John B. "Jack" Swarbrick Jr., a University of Notre Dame graduate now in his 11th year in 2018–19 as vice president and director of athletics at his alma mater, has attached his signature to a variety of new initiatives during his tenure:

- Launching of Fighting Irish Media — a major enterprise that delivers better information about and access to Notre Dame and its athletic programs via expanded production and distribution of programming.
- Developing a plan for expanding Notre Dame Stadium in order to make it a year-round asset for the University, while also improving the gameday experience for student-athletes and fans.
- That initiative became reality with the 2014 announcement of the Campus Crossroads Project that added new structures to three sides of Notre Dame's home football facility—creating new homes for student activities and recreation, career services, digital media, as well as academic disciplines anthropology, psychology, music and sacred music.
- Building of student-athlete programs to develop leadership skills, increase community service and provide mentoring and career services resources.
- Meeting the performance needs of Notre Dame student-athletes through establishment of a sports performance division that supports and improves athletic performance through the application of science, medicine and technology.
- Working to create systems and structures to maximize the impact of technical expertise, environments, technology and service delivery on an athlete's ability to optimize performance.

Over the past five years, Swarbrick played a major role in five significant announcements that positively impacted Notre Dame on the national collegiate scene:

- The 2016 launch of the ACC Network — a comprehensive linear and digital network that will give fans access to more than 600 exclusive live events from across the conference via a digital live-events channel "ACC Network Extra", immediately available to users who have access to ESPN3 via WatchESPN and the ESPN app.
- Membership for Notre Dame's men's ice hockey program in the Big Ten Conference that began with the 2017–18 season. The Irish joined Michigan, Michigan State, Minnesota, Ohio State, Penn State and Wisconsin to form a seven-team hockey conference.
- Membership for Notre Dame's athletic teams (other than football and hockey) in the Atlantic Coast Conference that began with the 2013–14 athletic seasons. In football, Notre Dame will play five games per year against ACC opponents and also have full access to the league's list of postseason bowl options.
- An extension of the University's relationship with NBC Sports through the 2025 football season.

- The 2014 announcement of an unmatched 10-year relationship with Under Armour that provides performance footwear, apparel and equipment for Irish athletic programs. In addition to being a shareholder in Under Armour, Notre Dame collaborates with Under Armour in the areas of sport technology, product development and athlete performance.
- Creation by the Bowl Championship Series of the four-team College Football Playoff, which started with the 2014 season, with Notre Dame maintaining viable access into that system.

Swarbrick's first 10 years featured a variety of on-and-off-the-field Notre Dame athletics successes:

- The best across-the-board athletic season in Notre Dame history in 2013–14, as Irish men's programs claimed the Capital One Cup and 22 of 26 sports overall advanced to postseason play, enabling Notre Dame to finish third in the National Association of Collegiate Directors of Athletics all-sports standings.
- Innovative athletics partnership with Legends and JMI Sports -- two of the leading athletics marketing and hospitality companies in the country -- to oversee Notre Dame's sales, marketing, hospitality, media rights and branding services on a local and national level. The University, through this 12-year agreement, will seek to create and implement unique programs and partnerships with an elite group of companies and brands -- delivering unprecedented levels of engagement, first-class hospitality experiences and recognition.
- NCAA championships in 2018 in women's basketball and fencing (a men's and women's combined championship), 2017 in fencing (a men's and women's combined championship), 2013 in men's soccer, 2011 in fencing (a men's and women's combined championship) and 2010 in women's soccer.
- NCAA runner-up team finishes in 2018 in men's hockey, 2015, 2014, 2012 and 2011 in women's basketball, 2014 and 2010 in men's lacrosse, 2013 and 2009 in fencing and 2008 in women's soccer.
- NCAA semifinal appearances in women's basketball in 2013, men's lacrosse in 2012 and 2015, hockey in 2011 and 2017, women's tennis in 2009 and 2010, and women's soccer in 2009, plus 2010, 2012 and 2015 third-place fencing finishes.
- Only men's basketball program in the nation to register NCAA Elite Eight appearances in 2015 and 2016
- Individual NCAA championships in 2018 by Nick Itkin (fencing-men's foil); 2017 by Lee Kiefer (fencing-women's foil), Francesca Russo (fencing-women's sabre); 2016 by Molly Seidel (indoor track and field-3,000 meters, 5,000 meters); 2015 by Lee Kiefer (fencing-foil), Francesca Russo (fencing-women's sabre) and Molly Seidel (cross country; track and field-10,000 meters); 2014 by Gerek Meinhardt (fencing-foil), Lee Kiefer (fencing-foil) and Emma Reaney (women's swimming-200 yard breaststroke); 2013 by Courtney Hurley (fencing-epee) and Lee Kiefer (fencing-foil); 2012 by Randall Babb (track and field-distance medley relay), Chris Giesting (track and field-distance medley relay), Jeremy Rae (track and field-distance medley relay) and Johnathan Shawel (track and field-distance medley relay); 2011 by Ariel DeSmet (fencing-foil) and Courtney Hurley (fencing-epee); and 2010 by Gerek Meinhardt (fencing-foil).
- 340 All-America selections and 57 Academic All-America honorees.

Born in Yonkers, New York, and raised in Yonkers and Bloomington, Indiana, Swarbrick is a 1976 magna cum laude graduate of Notre Dame, with a bachelor's degree in economics. Upon graduating from Stanford University Law School in 1980, he accepted a position as an associate in the Indianapolis law firm Baker & Daniels. He was made partner in 1987 and spent 28 years with the firm. Swarbrick became Notre Dame's 12th athletics director on July 16, 2008.

He and his wife, Kimberly, are the parents of four children: Kate, a 2010 graduate of Saint Louis University; Connor, a 2011 graduate of Wake Forest University; Cal, a 2014 graduate of TCU; and Christopher, a 2015 graduate of Notre Dame.

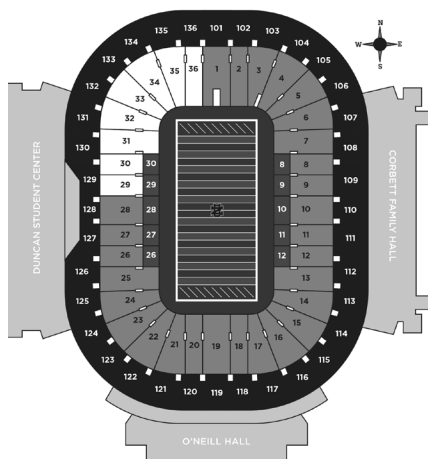
For all the legendary players and memorable moments over the past 462 games, Notre Dame Stadium has unquestionably developed a lore of its own. The stadium, which will celebrate its 88th anniversary in 2018 and opened a \$400 million project that united academics and athletics on campus in 2017, continues to be one of the most recognizable and revered structures in the world of sports.

It was the success of Knute Rockne's football teams that prompted the addition of the original Notre Dame Stadium to the University's athletics plant back in 1930. The spirit was imbued by that Rockne era — and has been sustained by seven Heisman Trophy winners and dozens more All-Americans who have competed there — lives on after eight decades of football at Notre Dame Stadium.

Originally designed by Osborn Engineering Company — the same firm that designed Comiskey Park in Chicago and New York's Yankee Stadium and Polo Grounds — the total cost of construction exceeded \$750,000 and it was patterned on a smaller scale after Michigan Stadium. The 1996 season was the final on played with the original capacity of 59,075 fans. A \$50 million renovation adding over 21,000 seats was completed before the 1997 kickoff, bringing capacity to 80,795. Starting in 2017, capacity is 77,622.

Entering 2018, the Irish have played in front of sellout crowds at Notre Dame Stadium in 262 consecutive games and 310 of the last 311 home games have been held before capacity crowds. Every home game starting with the final two home dates in 1964 has been a sellout except one — a 1973 Thanksgiving Day matchup with Air Force. Notre Dame has played 451 games inside Notre Dame Stadium and compiled a 332-114-5 record (.742).

**Excludes 20 regular-season wins and two postseason appearances later vacated under discretionary NCAA penalty; actual records were 12-1 in 2012 and 9-4 in 2013. See Rev. John I. Jenkins, C.S.C. statement (<https://president.nd.edu/writings-addresses/2018-writings/a-letter-from-the-president-on-the-ncaa-infractions-case/>). Actual Notre Dame Stadium record: 343-114-5 (.748).*



Here Come the Irish

The Fighting Irish

Coaches and Staff

2017 Season in Review

History and Records

University and Media Information



When Knute Rockne-designed Notre Dame Stadium opened for business in the autumn of 1930, it was described as “a monument to sportsmanship, a tribute to fighting youth, and an amphitheater devoted to modern athletics.”

Eighty-eight years later, the newest version of the University of Notre Dame’s home for football qualifies as all that and a whole lot more.

Long considered one of the most iconic athletic facilities in the world, Notre Dame Stadium took on a new role in 2017—not only as a centerpiece of the University’s campus and physical plant but also as one of the most effective combinations and commitments to athletics, academics and student life anywhere in major college sports. The stadium location now becomes a day-to-day destination for University students, faculty and staff—representing a perfect melding of old and new.

“The towering spire of the Church (the Basilica of the Sacred Heart) above the new wall, high as it is, carries with the cross at its top the higher purpose of Notre Dame to the surrounding campus. The golden Dome, surmounted by the figure of Our Lady, loses nothing through the . . . new structure, but rather seems to include it in the embracing gesture of the holy hands. . . . No one can come to the new Stadium without absorbing . . . this other, this deeper, Notre Dame.”

That quotation came from an editorial in the October 1930 Notre Dame *Alumnus* magazine—yet it couldn’t be more true today.

For nine decades Notre Dame Stadium has been home to national championship football teams, Heisman Trophy winners and All-Americans—and, in recent years, to the University’s Commencement ceremony. Exactly 21 years ago, in 1997, it added 20,000 new seats to its resume. Now, in 2018, the stadium location includes three structures on the east, west and south sides, as well as extensive renovations on the north end and major game day improvements for fans throughout the venue.

Those upgrades include new wider seats in the lower bowl, upgraded concession and restroom facilities, a 1930s art deco look to the main concourse, nearly 150 television monitors in the concourses, new displays at Gate C honoring Irish football award winners, improved Wi-Fi and connectivity, plus a new video board at the south end of the stadium. The khaki-colored bricks of Notre Dame Stadium remain a familiar sight. But what’s inside those new bricks walls has undergone extensive and substantial changes since the construction and remodeling project began in 2014.



O'NEILL HALL

The relocation of the Department of Music and Sacred Music at Notre Dame will provide much needed new space for these growing programs. It also will put music into close proximity to other performing arts departments and programs. Specifically, the building features two rehearsal halls (one medium-sized and the other the large Michuda Family Rehearsal Hall), two formal performance spaces (the LaBar Recital Hall and LaBar Performance Hall), a music library, a music lab for studio production, a lecture hall, classrooms and seminar rooms, numerous practice rooms of varying sizes, four organ practice rooms and faculty offices.

Levels 1 and 2: A 174-seat recital hall, an innovatively designed interdisciplinary performance hall, and the Frank Leahy Gate grand entrance to the stadium.

Level 3: A large music library relocated from the Hesburgh Library, a lecture hall, classrooms, and rehearsal and seminar rooms.

Level 4: A club/lounge for hospitality during football games and for hosting receptions year-round.

Levels 5 and 6: Department of Music and Sacred Music at Notre Dame administrative offices, faculty offices, a music lab for studio production, and practice rooms.

Level 7: Mechanical, with a scoreboard on the exterior. The video board is 96 feet by 54 feet. Just as at Purcell Pavilion and the Compton Family Ice Arena, there will be no advertising or commercials associated with use of the video board.





DUNCAN STUDENT CENTER

Opened in January 2018, the Duncan Student Center will exist as a new space for students to create, perform, gather, connect, exercise and unwind. The facility is designed to enhance the overall student experience and expand upon study, meeting, career, and student activity space on campus.

Levels 1 and 2: Flexible, state-of-the-art meeting rooms, graduate and undergraduate student lounges, a dining area, student organization space, and administrative offices.

Levels 3 and 4: Recreational sports facilities, including: climbing wall, bouldering wall, 1/6 mile running track, multitude of personal exercise equipment, dance and exercise studios, lockers and showers, RecSports staff headquarters, and a basketball court.

Level 5: A career services center, centralized and expanded with more than 40 interview rooms, multiple training rooms and conference areas, an employer lounge, and advising offices.

Level 6: Mechanical support.

Level 7: A 500-seat student ballroom, club seating for football, and booths for NBC Sports telecasts of home football games. Student-oriented programming will have priority booking for non-game weekends.

Level 8: Premium stadium seats and terraces that will look onto the campus and the playing field.

Level 9: Club seating, boxes for home and visiting coaches, security booths, and boxes for administrative and athletic department leaders.

Basement: Food service space for the three new buildings and the stadium.



CORBETT FAMILY HALL

Offices and labs for the Departments of Anthropology and Psychology, which are housed in a variety of buildings on campus, will now be in one place in Corbett Family Hall. These departments have previously been scattered in multiple locations throughout campus. The consolidation will provide new opportunities for scholarly exchange and interaction, as well as the obvious logistical benefits.

In addition, the Rex and Alice A. Martin Media Center in this building will bring together all campus multimedia services, plus provide space for the new Catholic Media Project and teaching space for the Department of Film, Television and Theatre.

Level 1: The Martin Media Center with a 2,000-square-foot studio and production, teaching, learning, research, and scholarship facilities. A control room will support faith-based productions and live programming, such as Masses at the Basilica of the Sacred Heart, as well as athletics events, performing arts presentations, and academic lectures and speeches.

Level 2: Anthropology offices, administrative space, conference and tutoring areas, and multi-function research and teaching labs.

Levels 3, 4 and 5: Psychology offices, classrooms, labs, computer rooms, and a student lounge.

Level 6: Mechanical support.

Level 7: Outdoor club seating for football, outdoor terraces, and a large space that will double as a club area and flexible classroom.

Level 8: Outdoor club seating for football.

Level 9: Working press box, radio booths, and a club area with indoor and outdoor premium seating for football. Planning for the new Duncan Student Center has ensured the facility will complement the student organization space and administrative offices located in the LaFortune Student Center. Duncan will operate in conjunction with LaFortune, which will continue to house departmental, organizational, and administrative offices and serve its historic role as a student center in the heart of campus.




The University of Notre Dame is enjoying its 14th full season with access to the Guglielmino Athletics Complex, affectionately referred to as “The Gug” (pronounced Goog). The Gug houses the football practice-week locker rooms, coaches’ offices and meeting rooms in addition to enhanced sports medicine, strength and conditioning and weight room equipment for all Notre Dame student-athletes.

Underwritten with a gift from the late Don F. Guglielmino and his wife Flora, the Gug provides the Irish football team with a central location for post-practice and pre-practice routines as well as daily positional meetings. Before the Gug opened, the Irish football facilities were spread between Notre Dame Stadium, the Joyce Center and the Loftus Sports Center.

The first floor of the 96,000-square-foot complex features the 25,000-square-foot Haggar Fitness Center (gift of Ed and Patty Haggar, Joe and Isabell Haggar) with the latest state-of-the-art

equipment that all student-athletes can use on a daily basis. The 8,300-square-foot Loftus Sports Medicine and Rehabilitation Center (a gift of John and Julie Lofus) services all Notre Dame student-athletes and also houses the athletic training staff. Also on the first floor are the Romano Family Locker Room (a gift of D.J. “Buddy” and Florence Romano), Isban Auditorium (a gift from Leonard and JoAnn Isban), the Allen Equipment Room (a gift of Marty and Sue Allen) and Hickey Coaches’ Locker Room (a gift of Jack and Rosemary Hickey).

The second floor houses the Smith Family Office Suites (a gift from the Smith family in honor of Francis W. and Rita C. Smith) with head coach Brian Kelly’s area overlooking the LaBar Practice Complex. Eleven banners hang in the Morse Recruiting Lounge (a gift of Jim and Leah Morse) commemorating Notre Dame’s 11 consensus national championships.



The University of Notre Dame began construction on a new indoor facility in April 2018 that expands the indoor space available to the football program.

To be constructed on the site of what is now the western-most field of the Notre Dame football team's LaBar Practice Complex, the 111,400-square-foot Irish Indoor Athletics Center has been underwritten by gifts from a number of benefactors. It is scheduled for completion in July 2019.

Jack Swarbrick, vice president and James E. Rohr Director of Athletics at Notre Dame, noted that new NCAA policies require colleges and universities to provide practice times for student-athletes that are conducive to a productive academic plan and healthy overall lifestyle.

"Much as we have done with our approach to the Compton Family Ice Arena and the recent additions surrounding the football stadium, our focus when developing athletic facilities is to create uses that extend beyond varsity athletics," he said. "In this instance, in addition to creating what we believe will be the best indoor football practice facility in the country, we are creating additional recreational, club sport and community opportunities, while also ensuring that the students on our other varsity teams are practicing at times that allow for a more typical student experience."



LOFTUS SPORTS CENTER

Loftus Sports Center is now in its 31st full year of service at the University of Notre Dame; the Loftus Sports Center is one of the most integral athletics buildings on campus. Designed for use by all Notre Dame athletics teams as well as students, faculty and staff, the \$6.3-million center measures 614 feet by 210 feet and stands tucked in a forested area of campus just north of LaBar Practice Complex and connected to the Guglielmino Athletics Complex.

Dedicated on April 23, 1988, the Loftus Center saw its first football practice on Sept. 30 of that season. The facility is a gift of John R. Loftus, a member of Notre Dame's basketball team in 1944, 1948 and 1949. The Irish football team practices on Meyo Field (a gift of Raymond D. Meyo), a 100-yard Prestige Turf (installed in 2014) field complete with end zones.












LABAR PRACTICE COMPLEX

LaBar Practice Complex enters its 11th season of use and is home to the outdoor practice fields of the Fighting Irish football team. A gift of Rees and Carol LaBar, the practice fields are located directly south of the Guglielmino Athletics Complex (on the former site of Moose Krause Stadium and Cartier Field). The LaBar Practice Complex features three football fields, lights, video towers, a maintenance building to provide storage and is secured with an eight-foot fence.

Two of the three practice fields are FieldTurf fields (newly installed for 2015), allowing the Irish to practice year-round without fear of damaging grass fields due to inclement weather and general wear-and-tear. The third field is a natural grass field.

STAFF

	Michael Bertsch - Primary Football Contact Director of Football Athletic Communications O: (574) 631-8642 mbertsch1@nd.edu
	Michael Scholl- Secondary Football Contact Assistant Director of Student-Athlete Communications O: (574) 631-4780 mscholl@nd.edu
	Josh Bates Director of Women's Basketball Athletic Communications O: (574) 631-6453 jbates2@nd.edu
	Dan Colleran Director of Hockey Athletic Communications O: (574) 631-7519 dcollera@nd.edu
	Robby Hamman Assistant Director of Student-Athlete Communications O: (574) 631-8032 rhamman@nd.edu
	Sarah Higgins Assistant Director of Student-Athlete Communications shiggins2@nd.edu
	Aaron Horvath Assistant Athletics Director O: (574) 631-8978 ahorvat3@nd.edu
	Matt Paras Assistant Director of Student-Athlete Communications O: (574) 631-9471 mparas1@nd.edu
	Fred Villarruel Digital Platform Manager O: (574) 631-3473 avillar2@nd.edu
	Alan Wasielewski Director of Men's Basketball Athletic Communications O: (574) 631-8458 awasiele@nd.edu

DEPARTMENT CONTACT INFORMATION

Communications Main Phone	(574) 631-7516
Communications Relations Fax	(574) 631-7941

UNIVERSITY OF NOTRE DAME FIGHTING IRISH MEDIA

Room 112 Joyce Center
Notre Dame, Indiana 46556

OFFICIAL WEBSITE

The latest, official information on Notre Dame football is available at UND.com. Log on for complete media services including statistics, rosters, bios, schedules, press conferences, quotes and more.

2018 NOTRE DAME FOOTBALL SCHEDULE

1 9/1		Michigan Notre Dame Stadium (77,622), Notre Dame, Ind.
2 9/8		Ball State Notre Dame Stadium (77,622), Notre Dame, Ind.
3 9/15		Vanderbilt Notre Dame Stadium (77,622), Notre Dame, Ind.
4 9/22		at Wake Forest BB&T Field (31,500) • Winston-Salem, N.C.
5 9/29		Stanford Notre Dame Stadium (77,622), Notre Dame, Ind.
6 10/6		at Virginia Tech Lane Stadium (65,632) • Blacksburg, Va.
7 10/13		Pittsburgh Notre Dame Stadium (77,622), Notre Dame, Ind.
8 10/27		vs. Navy Qualcomm Stadium (54,000), San Diego, Calif.
9 11/3		at Northwestern Ryan Field (47,130), Evanston, Ill.
10 11/10		Florida State Notre Dame Stadium (77,622), Notre Dame, Ind.
11 11/17		vs. Syracuse Yankee Stadium (TBA), Bronx, N.Y.
12 11/24		at USC Los Angeles Memorial Coliseum (78,467), Los Angeles, Calif.

Here Come the Irish

The Fighting Irish

Coaches and Staff

2017 Season in Review

History and Records

University and Media Information

GAME CREDENTIALS

All requests for working press, photo and broadcast credentials for Notre Dame's 2018 home football games must be made through the online credential service at UND.com/credentials. Credential requests must be submitted by the assigning sports editor or sports director prior to 7 p.m. ET Thursday the week before each home game in question. If a media outlet needs to change an existing application, please contact Matt Paras at mparas@nd.edu.

Because of the demand for credentials and the limited space available, media agencies covering the visiting school on a regular basis receive top priority. All other credentials for print media are issued on the basis of circulation. Only local radio stations with a full-time sports director conducting a daily sports show receive consideration for credentials. Non-originating, out-of-town radio stations cannot be accommodated.

CREDENTIAL DISTRIBUTION

Media credentials will neither be mailed nor will be available for early pickup. Credentials will ONLY be distributed on game day at the Hammes Auditorium (the Joyce Center's basketball interview room, located between Gates 1 and 2). Media will call opens at 10 a.m. ET for all home games, except the Michigan, Stanford and Florida State games, when it opens at 2 p.m. ET. A government-issued ID is required for pickup and each individual must claim only his/her own pass.

PARKING

Parking requests will be accommodated on a space-available basis. If approved, parking passes will be shipped via FedEx no later than the Wednesday before a game to either the sports editor/director or designated attendee using the media outlet's FedEx account number. Parking passes may also be picked up prior to Saturday outside Isban Auditorium at the Guglielmino Athletics Complex before regularly scheduled football media opportunities. Parking passes cannot be picked up on campus on game day.

BRIAN KELLY WEEKLY AVAILABILITY

The Dick Corbett Head Football Coach Brian Kelly conducts a weekly press conference at noon ET each Tuesday in the Isban Auditorium at the Guglielmino Athletics Complex. The 30-minute weekly conference previews the upcoming game is streamed live online and is also distributed via satellite. Kelly is available after Thursday's practice to provide one final update prior to gameday. Kelly hosts a conference call at 2 p.m. ET each Sunday after a game, when he'll review the previous day's game. Media members may call in to ask questions. To attain the call-in number for Sunday's media update, media members should contact director of football athletic communications Michael Bertsch. Transcriptions of the Sunday and Tuesday media opportunities with Kelly are available through the Notre Dame athletics department website, UND.com.

INTERVIEW TRANSCRIPTIONS

Transcriptions of the Sunday and Tuesday media opportunities with Brian Kelly are available through the Notre Dame athletics department website, UND.com.

STUDENT-ATHLETE INTERVIEWS

Interviews with Notre Dame student-athletes will occur on Wednesdays during each game week. Interview requests for student-athletes must be submitted to Michael Bertsch by 5 p.m. ET the Sunday before the proposed interview. A player availability schedule will be distributed each Monday during the season. Media are not permitted to directly contact student-athletes or coaches to arrange interviews.

POST-GAME INTERVIEWS

Post-game interviews at Notre Dame Stadium are held in the home and visiting media rooms. Audio and video from Notre Dame's interviews is piped live into the press box for media on deadline. Television and radio crews can receive audio through a multi-box in each auditorium. Notre Dame head coach Brian Kelly will appear in the home interview room following the game. All Irish student-athlete interviews will also occur in that room once Kelly is finished. Requests for player interviews should be submitted by the eight-minute mark of the fourth quarter to Michael Bertsch. Transcripts from both head coaches' press conferences will be available approximately 60 minutes following the conclusion of their post-game comments.

STATISTICAL SERVICES

Prior to kickoff, all media members will be provided with a game program, a flip card and any other announcements. Last-minute lineup changes, weather conditions and other information will be relayed through the internal public address system.

During the game, media members will be provided with a running play-by-play, while at quarter breaks and halftime, quickie stats and drive charts will be distributed via email.

Following the game, a complete post-game statistics package will be distributed via email and will contain a scoring summary, final team statistics, final individual statistics, complete play-by-play, drive charts for both halves, halftime statistics, defensive statistics, substitution chart, post-game quotes from both head coaches and players and post-game notes.

Live in-game statistics will be available via StatBroadcast.

EMAIL

Following each Notre Dame home game, the athletic communications office will be happy to email whatever information media members need to their respective agencies. Please ask any member of the athletic communications staff for assistance on this matter.

PRESS HOSPITALITY

Food and refreshments are served throughout the game — free of charge — in the Notre Dame Stadium press box.

HOTEL ROOMS

Hotel rooms in the South Bend area are booked far in advance of Notre Dame home football weekends. Most hotels in the South Bend area require a two-night stay (Friday and Saturday) during Notre Dame home football weekends. Media members are responsible for their own lodging as Notre Dame's athletics communications office no longer reserves blocks of rooms. The athletics communications office can help with hotel suggestions and recommendations. For Notre Dame football road games, media members must arrange their own lodging.

COLLEGEPRESSBOX.COM

CollegePressBox.com has Notre Dame contact information, weekly team and opponent game notes, stats, depth charts and complete final game books along with complete media guide, spring guide, a complete listing of beat reporters, radio broadcasters, television stations and much, much more. Log on with username and password obtained through Michael Bertsch or the Football Writers Association of America.

UND.COM/PRESSBOX

All Notre Dame football information is available on the official athletics department website of the University of Notre Dame, UND.com. Game notes, depth chart, biographies of players and coaches, transcripts of press conferences, video archives of interview sessions, special features and more can all be found at UND.com.

NBC TELEVISION NETWORK

In 2018, the University of Notre Dame and NBC Sports continues their television relationship for the 28th consecutive season. NBC will broadcast all six home games for the Fighting Irish, as well as the Shamrock Series matchup with Syracuse at Yankee Stadium.

Play-by-play analyst Mike Tirico enters his third year as part of NBC's coverage. Doug Flutie returns for his fifth season as game analyst. Kathryn Tappen enters her fifth season as a sideline reporter. Liam McHugh will lead the NBC Sports college football studio team that will provide pre- and post-game coverage each Saturday.

On April 18, 2013, Notre Dame and NBC Sports reached agreement on a new 10-year contract giving NBC the rights to televise Irish home football games from 2016 to 2025.

A joint announcement of the extension was made by Mark Lazarus, chairman of NBC Sports Group, and Notre Dame's president, Rev. John I. Jenkins, C.S.C.

"Coming off one of Notre Dame's best and most dramatic seasons in decades, we could not be more proud to extend this historic partnership, which continues to be one of the most innovative in sports-media history," Lazarus said. "We are particularly excited that this extension offers enhanced rights that allow us to bring Notre Dame football to fans on more platforms than ever before."

As it has since 2009, NBC Sports Digital continues to live stream Fighting Irish home games for the web, mobile and tablets.

Father Jenkins noted the multiple benefits of the partnership with NBC.

"In addition to the national broadcast of our home football games, this longtime and valued collaboration with NBC has made a Notre Dame education possible to literally thousands of students," Father Jenkins said. "We are delighted to extend our partnership to bring Irish football to our fans, to continue to help support financial aid, and to tell the Notre Dame story."

Revenues from the NBC contract have played a key role in Notre Dame's financial aid endowment since the start of the relationship in 1991. University officers decided then to use a portion of the football television contract revenue for undergraduate scholarship endowment (not athletic scholarships). To date, 7,259 Notre Dame undergraduate students have received \$111,395,934 in aid from revenue generated through the NBC contract.

The University also has committed revenue from NBC to endow doctoral fellowships in its Graduate School and MBA scholarships in its Mendoza College of Business.

In addition to televising games, NBC has collaborated with Notre Dame on an award-winning series of two-minute messages featuring University faculty and student research.

"While our relationship with NBC Sports is longstanding, the more recent merger between NBC and Comcast has opened up additional avenues to expand the breadth of Notre Dame-related sports programming on NBC platforms," Notre Dame vice president and athletics director Jack Swarbrick said.

"Specifically, the evolution of the NBC Sports Network has provided opportunities for special programming featuring inside looks at our football team and several other Notre Dame sports programs and in-depth profiles on the unsung heroes of Notre Dame athletics. These are examples of the growth of our partnership, and we look forward to collaborating on additional projects and distribution strategies in seasons to come."

Per the extension, the NBC Sports Group retains global media rights on all platforms to a minimum of seven Notre Dame home football games per year. As in the prior contract, it allows for occasional games to air on NBC Sports Network, which is available in 85 million homes.

NBC has been televising Irish home games since 1991, and this marks the sixth of a series of agreements with Notre Dame. The original agreement covered the seasons from 1991 through 1995. The first five-year extension (announced in 1994) covered 1996 to

2000, the second extension (announced in May 1997) covered 2001 to 2005, the third extension (announced in December 2003) covered 2006 to 2010, and the fourth (announced in June 2008) covered 2011 to 2015.

The NBC and NBC Sports Network 2018 college football schedule is comprised of Notre Dame home games; games from the Mountain West Conference, the Colonial Athletic Association, the Ivy League, the Bayou Classic and the Atlanta Football Classic. For more information and a full list of college football games on NBC and the NBC Sports Network, visit NBCSports.com.

ON-SCREEN PERSONALITIES



Mike Tirico
Play-by-play



Doug Flutie
Game Analyst



Kathryn Tappen
Sideline Reporter



Here Come the Irish

The Fighting Irish

Coaches and Staff

2017 Season in Review

History and Records

University and Media Information

LEGENDS/JMI SPORTS RADIO NETWORK

The 2018 football season marks the inaugural year of a partnership in which Legends and JMI Sports -- two of the leading athletics marketing and hospitality companies in the country -- will oversee Notre Dame's sales, marketing, hospitality, media rights and branding services on a local and national level.

Through this unique partnership, Notre Dame is determined to become an innovative leader in the packaging and presentation of its game-day hospitality experience, multimedia rights, corporate sponsorship plans and national radio broadcasts.

The announcement made by University Vice President and James E. Rohr Director of Athletics Jack Swarbrick is the culmination of an extensive review and evaluation process that began 18 months ago. "As we embarked upon this task of finding the best strategic fit for Notre Dame, we made it clear that we were seeking partners who understood the unique opportunities offered by the Notre Dame brand," Swarbrick said.

"Both Legends and JMI Sports not only demonstrated superior appreciations of our culture and our mission, but also their willingness to creatively pursue features that are 100 percent Notre Dame-centric. Each company has unique and specific strengths to offer, so we asked them to combine those strengths to create something transformational for Notre Dame.

"We believe this partnership recognizes the value of the Notre Dame brand and offers enough creativity and innovation to return significant revenue opportunities for all parties to the agreement. We expect that resulting new initiatives will provide corporate sponsors and Notre Dame fans new, engaging and entertaining ways to connect with our University and its athletic program."

The University, through this 12-year agreement, will seek to create and implement unique programs and partnerships with an elite group of companies and brands -- delivering unprecedented levels of engagement, first-class hospitality experiences and recognition, while also preserving traditions Notre Dame holds dear.

JMI Sports brings extensive multimedia expertise to the partnership with current representation of premier collegiate brands. "Notre Dame approached its analysis with the clear objective of creating an outcome that will maximize the opportunities for its unique brand," said JMI Sports CEO Erik Judson. "In developing our solution to meet those very high expectations, we believe the combined value proposition offered by a JMI Sports/Legends partnership will exceed those expectations. This partnership will provide extraordinary financial upside while at the same time allowing Notre Dame to maintain control of the most influential and revered brand in college sports."

Already a partner with Notre Dame since 2013, Legends was an integral part of executing the Campus Crossroads Project, developing capital gift and annual donation pricing models, packaging and marketing strategy, while also executing sales campaigns for new premium seating inventory.

"Our commitment includes building a team of highly qualified sports and sponsorship professionals who have a strong affection and understanding of Notre Dame, its history and its iconic reputation," said Shervin Mirhashemi, President and CEO of Legends. "In partnership with JMI Sports, we look forward to tapping into the experience and relationships we have built with some of the largest and most well-known brands in sports, media and entertainment to help expand the incredible opportunities available through this partnership."

Recognizing the uniqueness of their agreement with Notre Dame, Legends and JMI Sports will dedicate stand-alone national, regional and local sales and marketing staff resources to the partnership while tapping into the highly experienced branding, hospitality and experiential marketing teams at both companies.

"The future of college athletics requires vision and innovation -- and that's what we've found in this partnership with Legends and JMI Sports," said Swarbrick. "Their approach to serving an elite group of universities falls right in line with our expectations of a partner."

The new partnership will include Notre Dame's national football radio rights, which previously had been a stand-alone agreement for many years with the Mutual Broadcasting System, Westwood One and most recently with ISP and then IMG College.

Notre Dame previously had been handling most of its athletic corporate sponsorships and marketing rights through Notre Dame Sports Properties, created in 2003.

About JMI Sports

JMI Sports is a full-service collegiate marketing firm providing the highest quality management of athletics multimedia rights. By breaking new ground in the creation of the Total Campus Marketing program, JMI Sports maximizes the economic potential of universities. JMI Sports is also a highly regarded project manager for the development of collegiate and professional sports facilities. JMI Sports adds the University of Notre Dame to an impressive list of signature partnerships, including Clemson University, the University of Kentucky, the University of Georgia (with IMG College) as well as the Ivy League, the University of Pennsylvania and Columbia University. JMI Sports was founded in 2006 by Judson and technology entrepreneur John Moores, former owner of the San Diego Padres.

About Legends

As a holistic solution provider in the sports, music and entertainment industry, our visionary approach delivers solutions for legendary brands. Legends is led by industry veterans with an unparalleled amount of collective experience in Global Planning, Global Sales and Hospitality, activating across professional sports, collegiate, attractions, entertainment, international and conventions. We are the architects of premium sports and entertainment guest experiences.

We are proud to serve our distinguished roster of sports, entertainment and attraction clients which consist of thought leaders, iconic brands and events including Yankee Stadium, AT&T Stadium, nearly 40 Live Nation venues, One World Observatory, FC Barcelona, Atletico Madrid, Twickenham Stadium, Wimbledon Tennis Championships, Tottenham Hotspur, Golden 1 Center, Manchester City FC, University of Notre Dame, Los Angeles Angels, Los Angeles Rams, Atlanta Falcons, NFL, University of Southern California, Los Angeles Memorial Coliseum, Super Bowl 50 and Indianapolis 500. For more about Legends business and career opportunities, visit www.legends.net.

JMI
SPORTS

