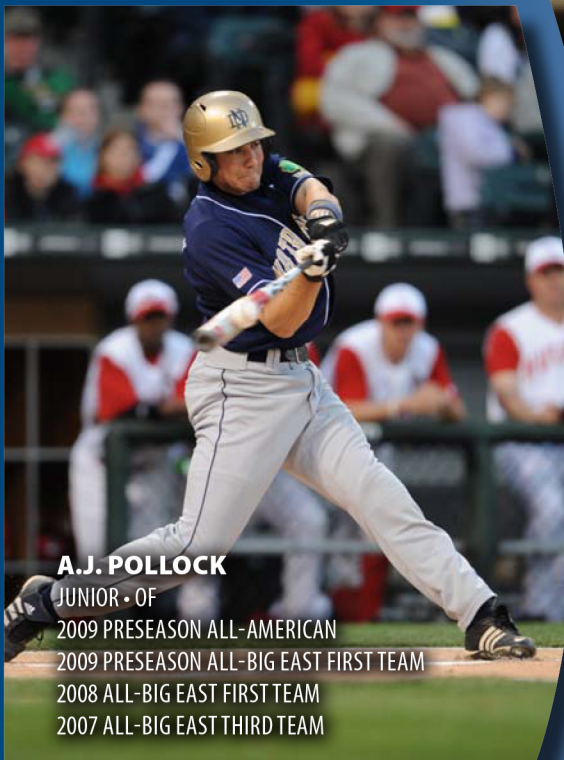


UNIVERSITY OF  
**NOTRE DAME**<sup>TM</sup>

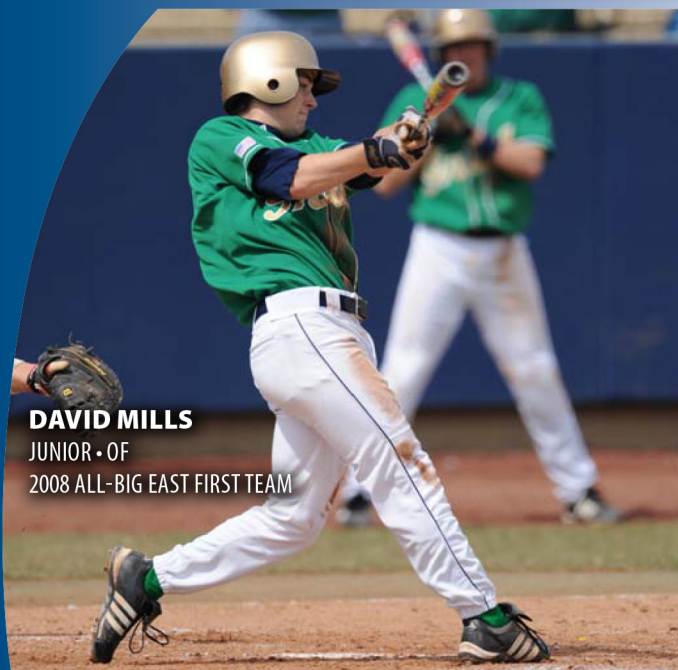
# 2009 BASEBALL



**A.J. POLLOCK**  
JUNIOR • OF  
2009 PRESEASON ALL-AMERICAN  
2009 PRESEASON ALL-BIG EAST FIRST TEAM  
2008 ALL-BIG EAST FIRST TEAM  
2007 ALL-BIG EAST THIRD TEAM



**JEREMY BARNES**  
SENIOR • SS  
CAPTAIN  
2006 ALL-BIG EAST SECOND TEAM



**DAVID MILLS**  
JUNIOR • OF  
2008 ALL-BIG EAST FIRST TEAM



[www.und.com](http://www.und.com)

# TABLE OF CONTENTS



## THIS IS NOTRE DAME

University of Notre Dame .....	2-3
University Leadership .....	4-5
Academic Excellence .....	6-7
Athletic Facilities .....	8-9
Sports Medicine .....	10
Strength and Conditioning.....	11
Excellence On the Field .....	12
Excellence Off the field.....	13
City of South Bend.....	14
Student Welfare and Development .....	15
Monogram Club .....	16
Rockne Student Athlete.....	17
Baseball Glossary From A to Z .....	18-29
ND Baseball	
"Where Are They Now?.....	30-31
Baseball Facilities.....	32-33
This is BIG EAST Baseball .....	34

## 2009 SEASON PREVIEW

Alphabetical and Numerical Rosters..	36-37
2009 Outlook .....	38-41
Media Information .....	42

## STUDENT ATHLETES

Jeremy Barnes .....	44-46
Ryan Connolly.....	47
Sam Elam.....	48
Eddy Mendiola.....	49
Evan Sharpley .....	50-51
Brayden Ashdown .....	52
Billy Boockford.....	53
Matt Grosso / Will Harford .....	54
Ryan Intlekofer.....	55
Eric Maust.....	56-57
Casey Martin.....	58
Steven Mazur.....	59
David Mills.....	60
A.J. Pollock.....	61-62
Andrew Scheid / Bill Warrender .....	63
Herman Petzold / Ty Adams .....	64
David Casey .....	65
Evan Danieli.....	66
Mick Doyle.....	67
Brian Dupra .....	68
Cole Johnson .....	69
Matt Katich.....	70
Cameron McConnell .....	71
Todd Miller .....	72
Matt Scioscia .....	73
Ryan Sharpley .....	74
Greg Sherry .....	75
Joe Spizzirri .....	76

Golden Tate .....	77
Tommy Chase / Leighton Cooper	
Will Hudgins .....	78
Dustin Ispas / Ryan Richter	
Alex Robinson .....	79
Steve Sabatino / Joe Spano.....	80

## COACHES

Head Coach Dave Schrage .....	82-85
Assistant Coach Scott Lawler .....	86
Assistant Coach Sherard Clinkscales.....	87
Volunteer Assistant Graham Sikes .....	88
All-Time Assistant Coaches .....	89
Support Staff.....	89
UND.com .....	90

## 2008 SEASON IN REVIEW

2007 Review .....	92-93
2007 Results and Statistics.....	94-97
BIG EAST Review .....	98

## 2009 OPPONENTS

Non-Conference Opponents .....	100-105
BIG EAST Opponents.....	106-108
BIG EAST Championship .....	109
On the Road with the Irish .....	110

## HISTORY & RECORDS

Irish Baseball History .....	112-115
The Irish and the NCAA's .....	116-119
2002 College World Series .....	120-121
All-Americans .....	122-125
Honors and Awards .....	126-128
Notre Dame and Pro Baseball.....	129-140
All-Time Roster .....	141-153
All-Time Numerical Roster .....	154-155
Yearly Won-Loss Records .....	156-157
All-Time Series Records.....	158
All-Time Series Results .....	159-166
Year-by-Year Results .....	167-186
Conference History .....	187
Notre Dame Starting Lineups .....	188-189
Year-by-Year Leaders .....	190-191
Season Leaders.....	192-195
Career Leaders .....	196-198
Bests Since 1995 .....	199
Single-Game Records .....	200-201
Eck Stadium Records .....	202-203
BIG EAST Bests .....	204
Class Records .....	205
Team Year-by-Year	
Stats and Records.....	206-208



## MEDIA INFORMATION.

The Notre Dame Sports Information Office is always interested in assisting members of the media in their coverage of the Irish baseball team. Publicity and media information for the Notre Dame baseball team is handled by assistant sports information director Michael Bertsch.

Photographs, feature ideas and results are available to the media. For baseball information and interviews, please contact Bertsch at (574) 631-8642. Requests to interview coaches and student-athletes must be arranged through the SID office and should be made at least 24 hours in advance.

## CREDITS

The Notre Dame Baseball Guide was written and edited by Michael Bertsch with editorial assistance from assistant sports information director Sean Carroll and sports information assistant Dan Collieran. Graphic design, typography and layout by Cindy Lemcke, Ave Maria Press, Notre Dame, Ind. Inside and outside cover design by Dave Scholtes of Ave Maria Press.

Cover photos by Matt Cashore and Marcus Snowden. Interior action photos by Pete LaFleur, Matt Cashore, Heather Gollatz, Kevin Burke, Mike Bennett and Joe Raymond. University photos by Notre Dame Photographics and Mike Bennett. Historical photographs and research provided by Cappy Gagnon. Printed by Ave Maria Press in Notre Dame, Ind.





# UNIVERSITY OF NOTRE DAME



## ABOUT NOTRE DAME

- The University of Notre Dame sits on 1,250 acres containing two lakes and has 137 buildings.
- The Basilica of the Sacred Heart, the 14-story Hesburgh Library with its 132-foot-high mural depicting Christ the Teacher, and the University's beautifully renovated 128-year-old Main Building with its famed 23.9 Karat Golden Dome are among the most widely known university landmarks in the world.
- Notre Dame has 8,332 undergraduate students and a total enrollment of 11,479 students.

## RANKINGS

- Notre Dame is rated among the nation's top 25 institutions of higher learning in surveys conducted by *U.S. News and World Report*, *Princeton Review*, *Time*, *Kiplinger's*, and *Kaplan/Newsweek*.
- The *Wall Street Journal* has cited Notre Dame one of the "New Ivies" in American higher education, along with, among others, Duke, Northwestern and Johns Hopkins.
- Notre Dame is one of the few universities to rank in the top 25 in the *U.S. News & World Report* survey of America's best colleges and the U.S. Sports Academy Directors' Cup standings of the best overall athletic programs.

**T**he University of Notre Dame, founded in 1842 by Rev. Edward F. Sorin, C.S.C., of the Congregation of Holy Cross, is an independent, national Catholic university located in Notre Dame, Ind., adjacent to the city of South Bend and approximately 90 miles east of Chicago.






- Notre Dame ranks fifth in a listing of “dream schools” in a survey of parents by the *Princeton Review*. The top seven are Stanford, Princeton, Harvard, Brown, Notre Dame, Duke, and Boston College.

## STUDENTS


- Notre Dame’s graduation rate of 95 percent is exceeded by only Harvard and Princeton.
- Notre Dame’s 98 percent retention rate between the freshman and sophomore years is among the highest in the country, thanks in large part to the University’s unique First Year of Studies Program.
- Notre Dame has one of the highest undergraduate residential concentrations of any national university, with 80 percent of its students living in 27 residence halls. Some 40 Holy Cross religious leaders continue to live and provide a pastoral presence in the halls.
- Graduate and undergraduate students at the University come from all 50 states and more than 100 countries worldwide.







# UNIVERSITY LEADERSHIP



**Rev. John I. Jenkins, C.S.C.**, took office as the 17th president of the University of Notre Dame on July 1, 2005. He was elected by the University's Board of Trustees to a five-year term April 30, 2004.

An associate professor of philosophy and member of Notre Dame's faculty since 1990, Father Jenkins had served from 2000-2005 as a vice president and associate provost at the University.

Prior to his service in the provost's office, Father Jenkins had been religious superior of the Holy Cross priests and brothers at Notre Dame for three years. As religious superior, he was a Fellow and Trustee of the University, but he relinquished those posts to assume his duties in the provost's office.

**"I**f we are clear in our purpose, we will excel in our ideals. This will be my priority and my passion as President of Notre Dame."  
– Father Jenkins' Inauguration Speech, 2005

## NOTRE DAME ADMINISTRATION

President – **Rev. John I. Jenkins, C.S.C.**

Provost – **Thomas G. Burish**

Executive Vice President –

**John Affleck-Graves**

Vice President and Associate Provost –

**Christine Maziar**

Vice President and Associate Provost –

**Don Pope-Davis**

Vice President and Associate Provost –

**Dennis Jacobs**

Vice President for Student Affairs –

**Rev. Mark L. Poorman, C.S.C.**

Vice President for University Relations –

**Louis M. Nanni**

Vice President for Research –

**Robert Bernhard**

Vice President and General Counsel –

**Carol Colby Kaesebier**

Vice President for Business Operations –

**James J. Lyphout**

Vice President and Chief Investment

Officer – **Scott C. Malpass**

Vice President for Public Affairs,

Communication – **TBA**

Vice President for Finance – **Janet Botz**

**John A. Sejdinaj**

Father Jenkins specializes in the areas of ancient philosophy, medieval philosophy and the philosophy of religion. He is the author of *Knowledge and Faith in Thomas Aquinas*, published by Cambridge University Press in 1997.

Father Jenkins earned degrees in philosophy from Oxford University in 1987 and 1989. He earned his master of divinity degree and licentiate in sacred theology from the Jesuit School of Theology in Berkeley, Calif., in 1988.

Prior to entering the Congregation of Holy Cross, he earned bachelor's and master's degrees in philosophy from Notre Dame in 1976 and 1978, respectively. Father Jenkins was ordained a priest in Notre Dame's Basilica of the Sacred Heart in 1983. He served as director of the Old College program for Notre Dame undergraduate candidates for the Congregation of Holy Cross from 1991 to 1993.

A native of Omaha, Neb., Father Jenkins was born Dec. 17, 1953.



**Thomas G. Burish**  
Provost



**John Affleck-Graves**  
Executive Vice President



**Richard C. Notebaert**  
Chairman, Notre Dame  
Board of Trustees



**Don Pope-Davis**  
NCAA Faculty  
Representative





**John B. “Jack” Swarbrick Jr.**, a Notre Dame graduate who has risen to national prominence as a lawyer, consultant and executive in the collegiate and Olympic sports industries, was appointed July 16, 2008 as the University’s 12<sup>th</sup> director of athletics.

Raised in Yonkers, N.Y., and Bloomington, Ind., Swarbrick is a 1976 magna cum laude graduate of Notre Dame with a bachelor’s degree in economics. Upon graduating from Stanford Law School in 1980, he returned to Indiana to accept a position as an associate in the Indianapolis law firm Baker & Daniels. He was made partner in 1987.

At the same time that Swarbrick began his career, the city of Indianapolis was beginning its effort to become a world-class center for amateur and professional athletics. An employment law specialist, Swarbrick soon shifted his focus to sports and quickly became active in the city’s initiatives.

As a member of the Indiana Sports Corp., including the chairmanship from 1992 to 2001, Swarbrick led many of the city’s successful proposals to a wide array of athletics organizations – from the NFL to the U.S. Olympic Committee to the Big Ten Conference. His leadership efforts have resulted in the city:

- Earning the bid to host the 2012 Super Bowl to Indianapolis
- Becoming the home of the NCAA national headquarters
- Hosting the 1987 Pan American Games
- Hosting the 1991 World Gymnastics Championships
- Hosting NCAA Final Fours and other college championship competitions and a wide array of national and world championships in the Olympic sports
- Securing rights to host the Big Ten Conference men’s and women’s basketball tournaments for five consecutive years beginning in 2008

Swarbrick’s work has focused on the representation of owners of sports teams and organizations which sanction or conduct athletic competitions. He has served as general counsel for numerous national governing bodies of Olympic sports, including USA Gymnastics and USRowing, and as a consultant to the 1996 Olympic Games. He also served as president and chief executive officer of LMiv, an Internet-based network of radio stations.

- In his work as an advisor to the NCAA, Swarbrick has:
- Coordinated the men’s College Basketball Partnership, an NCAA-led group that addresses the opportunities and challenges in the sport
- Worked with the NCAA’s Corporate Partners and Champions Program
- Served as a member of the NCAA Division I women’s Basketball Discussion Group
- Chaired the NCAA/USOC task force dedicated to developing proposals to expand sponsorship of Olympic sports among NCAA member institutions
- Developed the business plan for the new NBA/NCAA youth basketball enterprise

Before accepting the offer to lead his alma mater’s athletics department, Swarbrick had been a finalist for several high-profile positions in college athletics, including president of the NCAA and commissioner of the Big 12 Conference.

Swarbrick and his wife, Kimberly, are the parents of four children: Kate, a junior at St. Louis University; Connor, a sophomore at Wake Forest University; Cal, a junior in high school; and Christopher, a high school sophomore.







# ACADEMIC EXCELLENCE

Notre Dame's Academic Services for Student-Athletes, housed in the Coleman-Morse Building, is designed to help Notre Dame fulfill its commitment to all student-athletes in their pursuit of a college degree and academic excellence.

In order to achieve these goals, Academic Services has several major objectives:

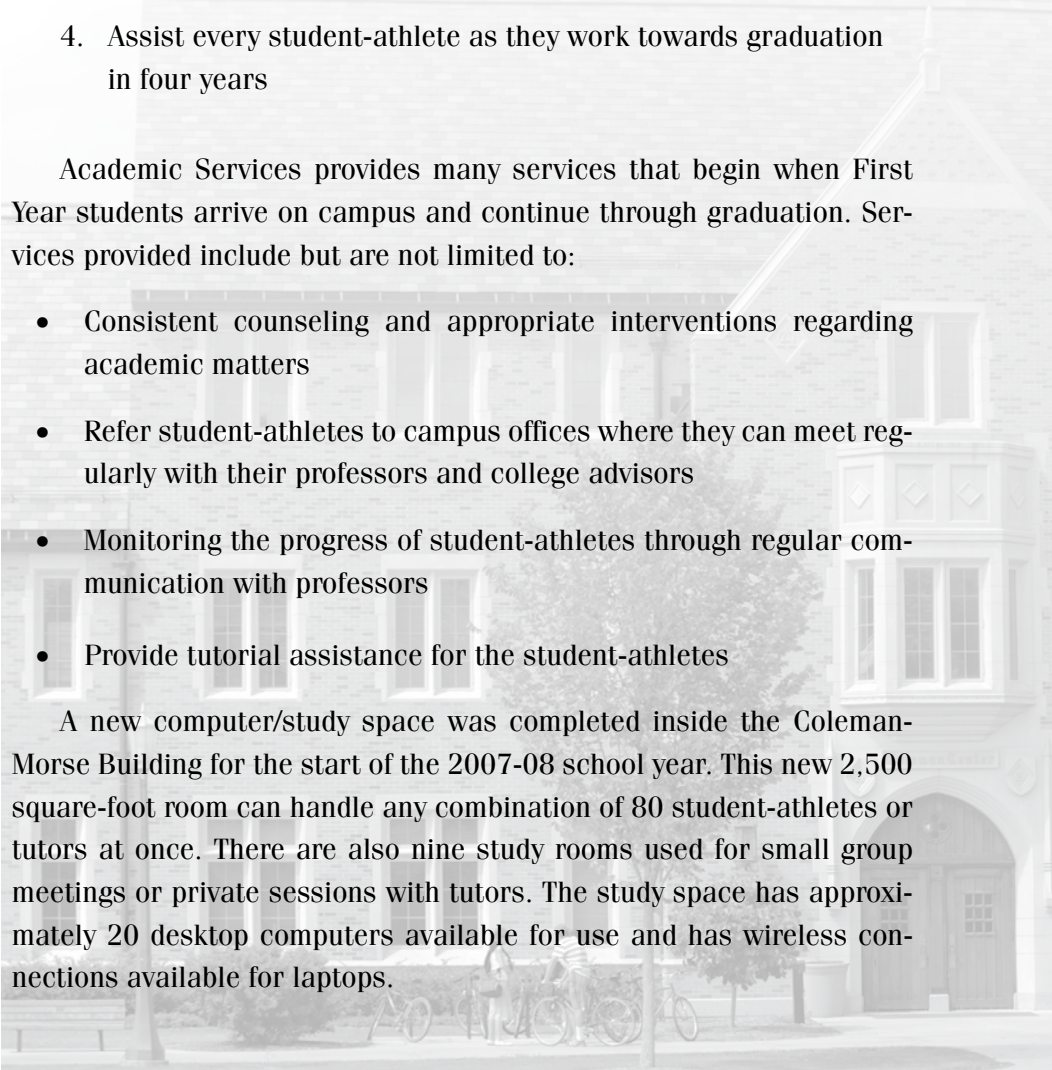
1. Maintain the academic integrity of the University
2. Help student-athletes maximize their academic potential
3. Comply with University and NCAA rules and regulations
4. Assist every student-athlete as they work towards graduation in four years

**T**he University of Notre Dame ranks number one in the country in terms of graduating its student-athletes, according to statistics released recently by the NCAA.

Academic Services provides many services that begin when First Year students arrive on campus and continue through graduation. Services provided include but are not limited to:

- Consistent counseling and appropriate interventions regarding academic matters
- Refer student-athletes to campus offices where they can meet regularly with their professors and college advisors
- Monitoring the progress of student-athletes through regular communication with professors
- Provide tutorial assistance for the student-athletes

A new computer/study space was completed inside the Coleman-Morse Building for the start of the 2007-08 school year. This new 2,500 square-foot room can handle any combination of 80 student-athletes or tutors at once. There are also nine study rooms used for small group meetings or private sessions with tutors. The study space has approximately 20 desktop computers available for use and has wireless connections available for laptops.







Whether measured by the federal government in its Department of Education report or by the NCAA through its newer Graduation Success Rate (GSR) numbers, graduation rates for Notre Dame student-athletes rank among the national leaders in most categories among major football-playing colleges and universities.

### 2007 NCAA Graduation Rates

All data for student-athletes who enrolled between 1997 and 2000 (numbers are percentages)

#### All Student-Athletes

Federal Rate

1. Duke, 91
2. Stanford, 90
3. **Notre Dame, 89**
4. Northwestern, 87
5. Boston College, 85

GSR

1. **Notre Dame, 98**  
(tie) U.S. Naval Academy, 98  
(tie) Northwestern, 98
4. Duke, 97
5. Boston College, 96

#### Male Student-Athletes

Federal Rate

1. Stanford, 90
2. Duke, 89
3. **Notre Dame, 85**
4. Northwestern, 83
5. Boston College, 79

GSR

1. U.S. Naval Academy, 98
2. **Notre Dame, 97**
3. Northwestern, 96
4. Boston College, 95  
(tie) Duke, 95

#### Female Student-Athletes

Federal Rate

1. **Notre Dame, 94**
2. Duke, 93
3. Northwestern, 92  
(tie) Rice, 92
5. Penn State, 91

GSR

1. **Notre Dame, 100**  
(tie) Vanderbilt, 100  
(tie) U.S. Naval Academy, 100
4. Northwestern, 99  
(tie) Duke, 99  
(tie) Rice, 99  
(tie) Wake Forest, 99

#### Black Student-Athletes

Federal Rate

1. Wake Forest, 86
2. Stanford, 84
3. Vanderbilt, 82
4. Northwestern, 81
5. Boston College, 76  
(tie) Rice, 76  
(tie) Duke, 76
8. **Notre Dame, 75**

GSR

1. U.S. Naval Academy, 96
2. Wake Forest, 93  
(tie) Northwestern, 93
4. **Notre Dame, 91**
5. U.S. Air Force Academy, 88

#### Football Student-Athletes

Federal Rate

1. Stanford, 91
2. Duke, 90
3. Boston College, 87
4. Vanderbilt, 85
5. Wake Forest, 80
6. **Notre Dame, 79**  
(tie) Northwestern, 79

GSR

1. U.S. Naval Academy, 95
2. Northwestern, 94
3. **Notre Dame, 93**  
(tie) Boston College, 93  
(tie) Stanford, 93  
(tie) Duke, 93







# ATHLETIC FACILITIES

Eight years ago, the Notre Dame department of athletics and the University embarked on creating an ambitious athletics facility master plan so Irish student-athletes would have access to state-of-the-art venues for practice, training and competition.

That blueprint, which touched nearly every varsity sport, continues to come to life. By the time the plan is completed, the entire area just east of the Joyce Center and north of Edison Road will boast a comprehensive and impressive athletic quad.

## NEW FACILITIES

### ALUMNI SOCCER STADIUM

- The new \$5.7 million stadium had its groundbreaking April 26, 2008 and is expected to be completed in June 2009. The stadium will be a lighted facility that will feature a natural grass field, locker rooms, restrooms, concession areas and 2,000 seats.

### ARLOTTA FAMILY LACROSSE STADIUM

- Groundbreaking for the \$5 million facility occurred April 17, 2008 and is expected to be completed in June 2009. Arlotta Stadium will feature 2,000 seats, lights, an artificial-turf field, locker rooms, restrooms and concession area.

### MELISSA COOK STADIUM


- Located on the southeast corner of campus, the new softball stadium opened April 12, 2008 and can accommodate up to 1,500 fans.

### TRACK STADIUM

- Ground was broken for construction of the \$3 million outdoor track in June 2008. The new nine-lane facility will meet IAAF guidelines and completion is expected in late October 2008.

### LABAR FOOTBALL PRACTICE FIELDS

- Three new practice fields adjacent to the Guglielmino Athletics Complex will be ready for the start of fall practice in August 2008. Two of the fields will be FieldTurf and the third will be natural grass.







## RENOVATED FACILITIES

### PURCELL PAVILION

- Home to the Irish men's and women's basketball teams as well as the volleyball squad, construction on the \$26.3 million Joyce Center Arena addition and renovation will begin in September 2008.

### CHARLES W. "LEFTY" SMITH, JR. ICE RINK

- Tentative plans for a \$30 million facility will create a new home for the Irish hockey team within the Joyce Center fieldhouse. The project would increase capacity to 4,000 while improving locker rooms, concessions and restrooms.

## PROSPECTIVE NEW FACILITIES

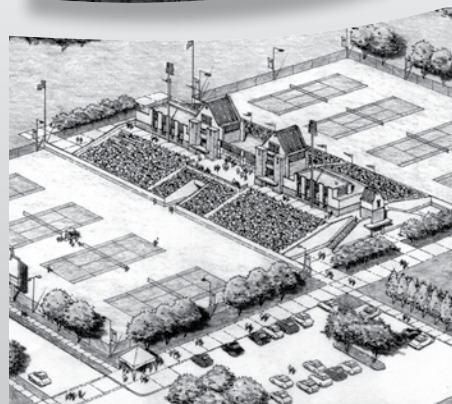

### OUTDOOR TENNIS COMPLEX

- The \$4.9 million project will create a new outdoor playing and practice home with seating for 2,000 and will meet NCAA requirements to host national championships on the Notre Dame campus.

### ROWING BOATHOUSE

- A new boathouse for the rowing team eventually will be constructed near the existing boathouse on the St. Joseph River.

**N**early \$70 million of the *Spirit of Notre Dame* development campaign has been earmarked for strategic athletics facilities renovation and construction designs.







# SPORTS MEDICINE

## SPORTS MEDICINE

- Head athletic trainer and physical therapist Jim Russ oversees a staff of three associate and eight assistant athletic trainers, plus two physical therapist/athletic trainers, all of whom are certified and boast nearly 200 years of collective experience.
- Irish athletes have access to three state-of-the-art sports medicine facilities in the Joyce Center, Notre Dame Stadium and the Guglielmino Athletics Complex.
- The Guglielmino facility encompasses more than 8,500 square-feet of cutting-edge sports medicine technology including the latest in physical therapy modalities and rehabilitation equipment, with two 3,500-gallon therapy pools, a full x-ray unit and an MRI machine.



# STRENGTH & CONDITIONING



## STRENGTH & CONDITIONING

- Director of strength and conditioning Ruben Mendoza is in charge of a department that has eight full-time coaches, an intern and a nutritionist.
- The 25,000 square foot Haggar Fitness Complex is located between the Loftus Sports Center and Guglielmino Athletics Complex.
- The Haggar Fitness Complex features a three-lane development track, a 45x18 yard Prestige Turf plyometric agility area, a Gatorade hydration station, six giant plasma screen televisions and a state-of-the-art sound system with 28 speakers and four subwoofers.







# EXCELLENCE ON THE FIELD...



## NOTRE DAME ATHLETICS ... BY THE NUMBERS

**674** Total number of Irish student-athletes in 2007-08

**26** Sports offered by Notre Dame

**25** National Championships (11 in football, seven in fencing, two in women's soccer, two in men's tennis and one in men's golf, men's cross country and women's basketball)

**93** BIG EAST Championships by Notre Dame in 13 seasons of conference play

**8** Conference Championships won by Irish teams in 2007-08 (BIG EAST and Great Western Lacrosse League)

**19** Irish sports that advanced either as a team or an individual to postseason play in 2007-08

**29** All-Americans during the 2007-08 school year

## MOST ACADEMIC ALL-AMERICANS

1. Nebraska .....	261
<b>2. Notre Dame .....</b>	<b>201</b>
3. MIT .....	145
3. Penn State .....	145
5. Stanford .....	126
6. Augustana (Ill.) .....	125
7. Bucknell.....	116
8. Texas.....	112
9. UCLA.....	111
10. Illinois Wesleyan .	110

## DIRECTORS' CUP STANDINGS

For the 10th straight year in 2007-08, Notre Dame posted a top-25 finish (21st) in the United States Sports Academy Division I Directors' Cup all-sports competition sponsored by the National Association of Collegiate Directors of Athletics (formerly known as Sears Directors' Cup).

Notre Dame is among 14 schools to earn a top-25 finish in each of the past 10 years (1999-2008), as Irish programs finished 25th in '99, 21st in 2000, 11th in '01, 13th in '02 and '03, 19th in '04, 16th in '05, sixth in '06, 22nd in '07 and 21st in '08.



# ... EXCELLENCE OFF THE FIELD



## NOTRE DAME ATHLETICS ... BY THE NUMBERS

**205** All-Time Academic All-Americans (second all-time)

**8** Academic All-Americans in 2007-08

**44** All-Time NCAA postgraduate scholarship recipients

**19** Notre Dame teams (out of 22) with a graduation rate of 100% (best percentage in NCAA)

**11** Irish athletic teams that earned a perfect score of 1,000 in the NCAA's Academic Performance Rate in 2007-08 (tied for most among Division I football playing schools)

## ACADEMIC ALL-AMERICANS

- Notre Dame has had 201 Academic All-Americans since 1952, second-most among all NCAA institutions
- From 2006-08, 32 student-athletes earned Academic All-America recognition, the most Academic All-Americans in a three-year stretch in school history
- Eight Irish student-athletes were named Academic All-Americans in 2007-08: Brittany Bock (women's soccer), John Carlson (football), Ashley Jones (women's soccer), Trevor Laws (football), Brett Lilley (baseball), Ryan Miller (men's soccer), Adrienne Nott (women's fencing), Jordan Pearce (hockey).

## POST-GRADUATE SCHOLARSHIPS:

- Notre Dame has had 44 student-athletes receive a postgraduate scholarship from the NCAA since the program was founded in 1964. During the 2007-08 school year, John Carlson (football) and Brett Lilley (baseball) became the most recent recipients of the prestigious scholarship.







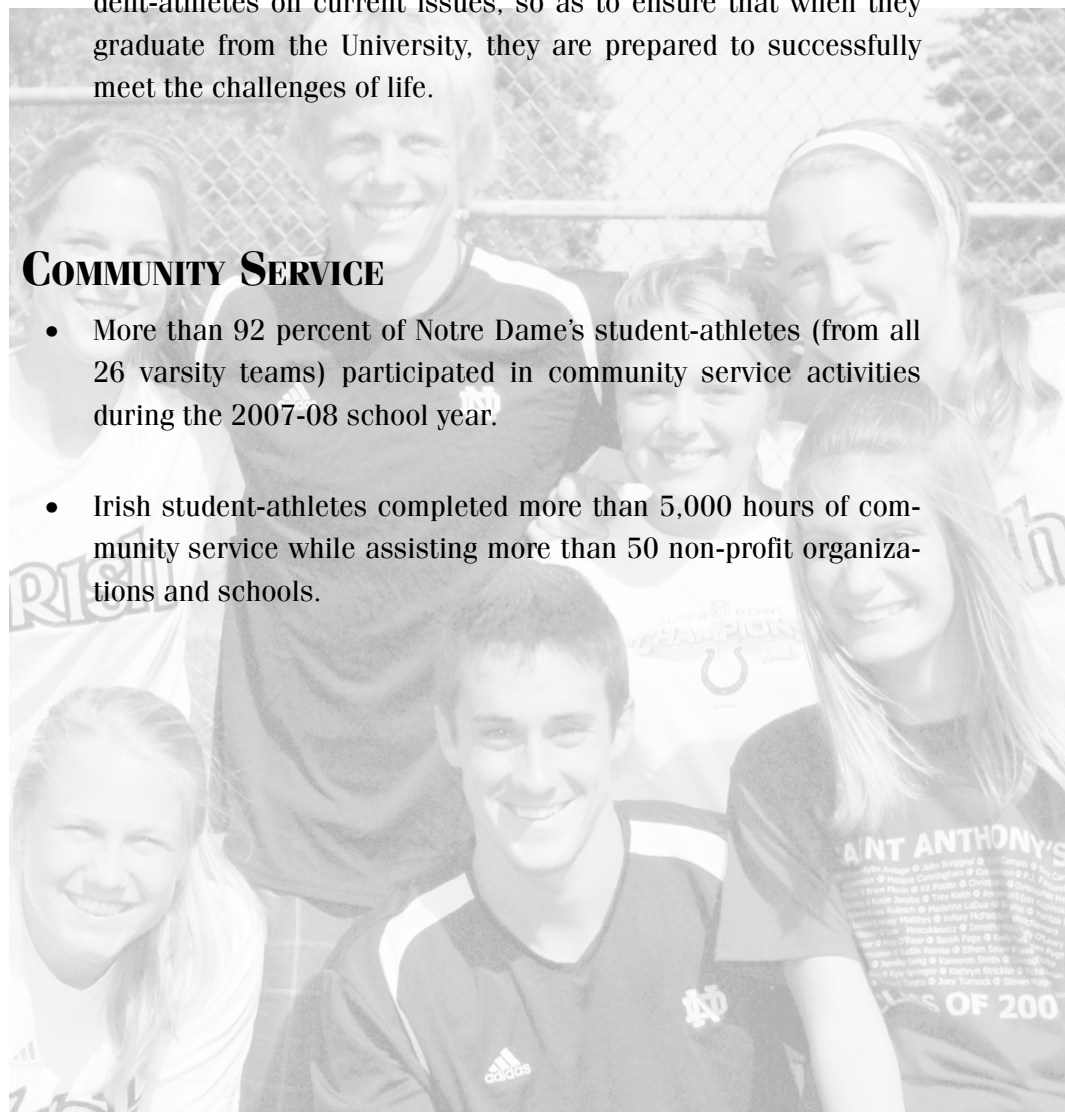
# STUDENT WELFARE AND DEVELOPMENT

## STUDENT WELFARE AND DEVELOPMENT

- The Student Welfare and Development Program implements events and activities that are designed to facilitate learning within five key areas: academic excellence, athletic success, career preparation, community involvement and personal development.
- The program has three components: elective services (community service, leadership, social events); complementary services (encourages administrators and coaches to request coordination of workshops, events and activities); and essential services (student-athletes participate in a series of required skill-building and developmental workshops and activities).
- The Student Welfare and Developmental Program, founded in 1996, continuously seeks to develop programs that educate student-athletes on current issues, so as to ensure that when they graduate from the University, they are prepared to successfully meet the challenges of life.

## COMMUNITY SERVICE

- More than 92 percent of Notre Dame's student-athletes (from all 26 varsity teams) participated in community service activities during the 2007-08 school year.
- Irish student-athletes completed more than 5,000 hours of community service while assisting more than 50 non-profit organizations and schools.





# CITY OF SOUTH BEND



**S**outh Bend and Mishawaka are the two largest cities in St. Joseph County and help boost the population of the area to 266,431.

- The College Football Hall of Fame is located in downtown South Bend.
- The Studebaker National Museum is located in South Bend and displays carriages of four U.S. Presidents, prototypes and industrial treasures.
- The community's version of "Willy Wonka" can be found at The South Bend Chocolate Company and Chocolate Museum.
- Adventurers can enjoy both rafting and kayaking on the East Race Waterway, the first artificial whitewater course in North America.
- During the summer, the South Bend Silver Hawks (the Class A minor league affiliate of the Arizona Diamondbacks) plays at Coveleski Stadium.
- On Friday's prior to an Irish home football game, downtown South Bend features a Football Friday Tent Party with live music, food and drink on the grounds of the College Football Hall of Fame.







# NOTRE DAME MONOGRAM CLUB

## MONOGRAM CLUB

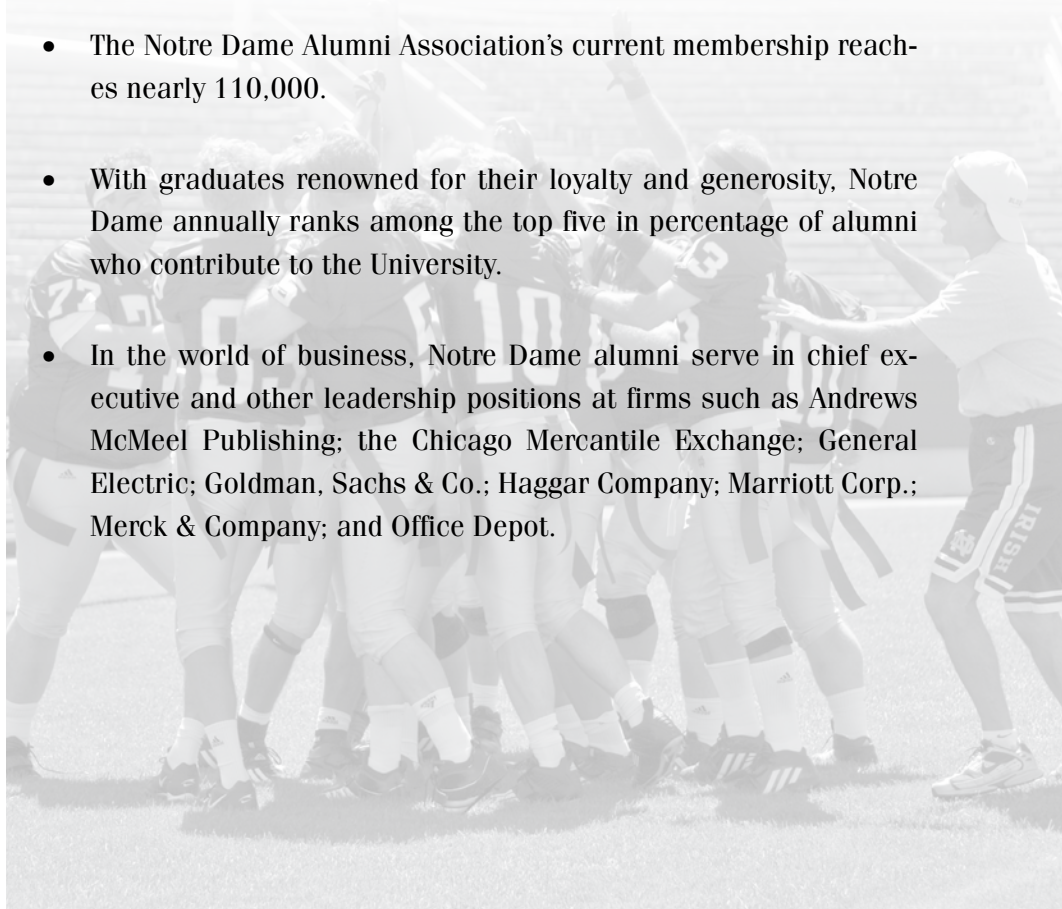
- The Notre Dame Monogram Club is comprised of nearly 7,000 individuals who have earned the University's varsity athletic insignia for their athletic or team-support endeavors or who have been honorary-monogram recipients.

**N**otre Dame Monogram Club: Bridging the Gap Between Legend and Legacy



- Yearly dues entitle members to a variety of benefits: annual golf outing; membership card; the *Inside Irish* publication; members' children eligible for Brennan-Boland-Riehle scholarship at Notre Dame; and ticket applications for home football games.

## ALUMNI

- The University's network of 275 alumni clubs—including 60 international clubs—is the most extensive in higher education.
- The Notre Dame Alumni Association's current membership reaches nearly 110,000.
- With graduates renowned for their loyalty and generosity, Notre Dame annually ranks among the top five in percentage of alumni who contribute to the University.
- In the world of business, Notre Dame alumni serve in chief executive and other leadership positions at firms such as Andrews McMeel Publishing; the Chicago Mercantile Exchange; General Electric; Goldman, Sachs & Co.; Haggar Company; Marriott Corp.; Merck & Company; and Office Depot.







## **GIVE A GIFT and LEAVE A LEGACY**

Every gift matters. This is much more than a slogan for this family of donors. Their sacrifice, conviction, and generosity represent a love for the University of Notre Dame that goes well beyond athletics and remains a constant in their lives.

Together we can accomplish great things. Thanks to our alumni, parents and friends, the Director's Circle, our recognition society, successfully launched a second annual giving level: Irish Legends. The response has been overwhelming. In its first full year of existence, we have welcomed 104 members — and we are grateful.

Our work has just begun. Athletics grants-in-aid are one of the largest items in the department of athletics operating budget, accounting for roughly \$14 million annually. The ultimate goal is to finance all budgetary needs through benefaction. We are confident that we will be successful because we have something special — the Notre Dame family; the Rockne Heritage Fund family.

### **Director's Circle**

Members donating to the Rockne Heritage Fund at the \$1,500, \$5,000, \$10,000 and \$25,000 levels, receive a corresponding benefits package.

For more information on the attractive football ticket benefit, visit our website: [und.com/rockneheritagefund](http://und.com/rockneheritagefund).

### **How to Make a Gift**

- Send a check payable to the Rockne Heritage Fund; P.O. Box 519; Notre Dame, IN 46556.
- Make a gift online: [supporting.nd.edu](http://supporting.nd.edu) and include "Rockne Heritage Fund" in the comments section.
- Specify if your employer has a matching gift program.
- Notre Dame employees may request a payroll deduction form.

### **Contact Information**

Maureen L. McNamara • Executive Director, External Affairs  
574.631.9443 • [rocknede@nd.edu](mailto:rocknede@nd.edu) • [und.com/rockneheritagefund](http://und.com/rockneheritagefund)



SUPPORTING THE SPIRIT OF  
NOTRE DAME CAMPAIGN  
2004 - 2011



## Notre Dame Baseball "By the Numbers"

<b>3,927</b>	Attendance for the 17-6 rout of West Virginia on April 21, 2007 (the largest crowd in Eck Stadium history)
<b>3,541</b>	All-time varsity baseball games
<b>2,514</b>	Record-setting average attendance at Eck Stadium during 2006 season
<b>2,166</b>	Innings played in center field by Steve Stanley during '99-'02 seasons (out of 2,191)
<b>1892</b>	First varsity baseball season
<b>103.1</b>	WHME 103.1 FM will broadcast all of the 2009 Notre Dame baseball season
<b>1,032</b>	Combined college starts by the 2002 eight-member senior class
<b>865</b>	All-time ND baseball letterwinners
<b>504</b>	Record-setting strikeout total by 2006 staff
<b>.444</b>	Craig Cooper's career batting average in BIG EAST games (best in BIG EAST history)
<b>425</b>	Aaron Heilman's record-setting career K total
<b>.406</b>	Dan Peltier's ND record for career batting average
<b>315</b>	David Sinnes' ND strikeout record (pre-Heilman)
<b>296</b>	All-time Notre Dame opponents
<b>256</b>	Steve Stanley's streak of consecutive games started, second in NCAA history
<b>239</b>	Alec Porzel's record total for GP (prior to Stanley)
<b>231</b>	School-record scoring streak (1999-2002)
<b>215</b>	Scoring streak that ended in 2006
<b>130</b>	ND offense's hit-by-pitch total in '06 (NCAA record)
<b>118</b>	Heilman's record season K total ('99, '00)
<b>84</b>	Winning seasons (out of 116)
<b>73</b>	Record-setting home run total by 1997 team
<b>72.3</b>	Team winning percentage in the 1990s
<b>51</b>	Record-setting victory total in 2004 season
<b>49</b>	Jeff Wagner's career home run record

**ACADEMIC EXCELLENCE** – The Notre Dame baseball squad posted an unofficial 2.987 team grade-point average in the 2008 fall semester, led by 22 players at 3.0-plus, including junior OF **Brayden Ashdown**, senior SS **Jeremy Barnes**, sophomore RHP **Cole Johnson** and senior INF **Eddy Mendiola** (Dean's List) all exceeded 3.5. Irish players have earned CoSIDA Academic All-America honors 26 times since 1977, with an unmatched two honorees every year from 2000-03: second baseman **Jeff Perconte** (3.76 GPA, economics/government major; ND Law grad) and lefthander **Mike Naumann** (3.92, pre-professional science; three 4.0 semesters; Baylor Medical School) in 2000; Naumann (joining Perconte as elite first-teamer); and leftfielder **Brian Stavisky** in '01; third baseman **Andrew Bushey** (3.43, finance) and Stavisky (3.50, management) in '02; and second baseman **Steve Sollmann** (3.30, marketing) and right-hander J.P. Gagne (3.40, finance) in '03. Sollmann then earned first team honors in '04, capping his career with a 4.0 semester GPA, and shortstop **Greg Lopez** (3.39, pre-professional/anthropology; UTSA medical school) was a third team honoree in 2006. Shortstop **Brett Lilley** ('07) became the first Notre Dame baseball player to ever earn multiple first-team honors (3.81, accounting, in '07 and '08). Top 2009 candidates include Ashdown (3.449, english/pre-professional studies), Barnes (3.223, anthropology), sophomore INF **Mick Doyle** (3.478, undecided), sophomore **Cole Johnson** (3.690, science pre-professional studies/spanish) and senior 1B **Evan Sharpley** (3.200, history).

**ALL-AMERICANS** – Notre Dame players have combined for 45 major All-America awards (31 since 2000). RHP **Aaron Heilman** owns 12, twice named third team All-America by *Collegiate Baseball* while earning '99 honors from the American Baseball Coaches before being honored by *CB*, the *ABCA*, *Baseball America* and the National College Baseball Writers in 2000 and consensus honors in '01 (also *USA Today*). Third baseman **Brant Ust** was an *ABCA*, *BA* and *NCBWA* third team All-American in '98 while centerfielder **Steve Stanley** earned '01 honors from *USA Today* (2nd team) and *BA* (3rd), plus the consensus nod in '02. Pitchers **Chris Niesel** and **J.P. Gagne** joined 2B **Steve Sollmann** as *NCBWA* third team All-Americans in '03 (Niesel 2nd team from *CB*, Sollmann from *ABCA*) while 3B **Matt Macri** (2nd team) and closer **Ryan Doherty** (2nd/3rd) picked up multiple 2004 All-America honors. Most recently, 1B **Craig Cooper** received 2006 All-America honors from three sources while RHP **Jeff Manship** was a *CB* third team All-American.

**ANSON** – Brothers **Sturgis** and **Cap Anson** helped popularize baseball at Notre Dame in 1866 (Cap later was one of pro baseball's most dynamic players). Notre Dame began playing off-campus competition in 1888 and the



**ALUMNI** – Notre Dame's 865 baseball monogram winners include several in successful administrative careers: ND Alumni Association executive director **Chuck Lennon** (C; '60-'61); former ND assistant V.P. for special events **Jim Gibbons** (P/OF; '52-'53); former U.S. Congressman from Ohio **Ron Mottl** (RHP; '55); Mid-American Conference commissioner **Rick Chryst** (OF; '81-'83); Xavier associate VP/AD **Mike Bobinski** (P; '78-'79); recent Indiana governor **Joe Kernan** (C; '67-'68); Major League Baseball executive **John McHale** (1B; '43); and former Notre Dame athletics director **Dick Rosenthal** (1B; '52-'53). Lennon (left) and Kernan are pictured above at Notre Dame's 2002 College World Series ring ceremony.

first varsity game was April 21, 1892 (a 6-4 home win over Michigan).

**ATTENDANCE RECORDS** – Fans flocked to Eck Stadium throughout the 2006 season as the Irish set Notre Dame baseball records for season overall (60,334) and average (2,514) attendance. Seven of the eight largest attendance numbers in Eck Stadium history – and 13 of the 25 biggest crowds – came through the turnstiles in 2006, including 3,507 for the Friday-night game versus Rutgers on April 21 (second most ever). A stadium record crowd of 3,927 watched Notre Dame rout West Virginia, 17-6, on April 21, 2007.



**ALUMNI AWARDS** – Five with ties to the Irish baseball program recently have been recipients of awards from the Notre Dame Alumni Association. Former 1B/OF **Jim Gillis** ('51) received the 2003 Harvey Foster Award (given to athletes, or those in athletic endeavors, for distinguished civic/University activities). A longtime organizer for the ND Club of Los Angeles, Gillis served two terms on the Monogram Club board and is president and owner of Gillis Broadcasting (he served in the FBI, at the urging of the award's namesake Harvey Foster). Former SS/3B **Harry Durkin** ('53) received the 2003 Richard Rosenthal Award (exemplary activity by Alumni Association board members). The retired trial lawyer was president of the New Jersey and Fort Lauderdale (Fla.) ND clubs before representing Region 17 on the Alumni Association's Board of Directors (he also was the regional director of ND Senior Alumni). **Frank Eck** ('44) – benefactor of ND's baseball stadium and other campus facilities (see pp. 32-33) – received the 2003 Sorin Award (distinguished service to the University). Former Notre Dame pitcher **Angelo Capozzi** ('54) – co-founder of Rotoplast International reconstructive surgery – received the 2001 Dooley Award, recognizing his outstanding service to humankind with medical missions in underdeveloped countries. Most recently, former Notre Dame infielder **Jack Matthews** ('63) was honored with the Corby Award, in recognition of military service.



Capozzi



Durkin







**BEATING NUMBER-1** – Notre Dame has defeated a #1 team five times in the NCAAAs, including 10-4 and 3-1 wins at Florida State in the 2002 Super Regionals (pictured) and the College World Series rally over Rice (5-3). The Irish won at #1 Miami in the 1992 Atlantic Regional (6-3) and at #1 Clemson (8-1) in the '94 East Regional, plus two regular-season wins over No. 2 Miami (2-1 at UM in '92, 1-0 at ND in '99).

**BIG EAST Record Book** – Here's a look at where various Notre Dame players rank on the BIG EAST Conference lists (stats are for conference games):

**J.J. Brock (1996-98)**

t-3rd triples (7)  
19th batting average (.399)

**Randall Brooks (1996-97)**

t-5th batting average (.418)

**Craig Cooper (2003-06)**

1st batting average (.444)  
8th hits (120)  
t-9th runs (83)

**Jeff Felker (1997-2000)**

t-8th doubles (26)

**Brett Lilley (2005-08)**

4th games played (103)  
7th at-bats (353)  
2nd runs (98)  
6th hits (124)  
6th walks (60)

**Paul O'Toole (1999-2002)**

t-5th RBI (86)  
t-9th games played (99)

**Alec Porzel (1998-2001)**

1st RBI (102)  
2nd doubles (33)  
t-6th home runs (20)

**Steve Sollmann (2001-04)**

t-9th runs scored (83)

**Brian Stavisky (2000-02)**

t-3rd triples (7)

**Steve Stanley (1999-2002)**

1st hits (152), runs (110)  
2nd at-bats (399)  
2nd stolen bases (45)  
t-3rd triples (7)  
t-4th walks (62)  
5th games played (102)  
34th batting average (.381)

**Brant Ust (1997-99)**

7th batting average (.413)  
t-8th home runs (19)

**Jeff Wagner (1996-99)**

2nd home runs (24, behind Mo Vaughn's 26)  
t-7th RBI (83)  
t-23rd batting average (.390)

**BIG EAST Batting Champions**

1997	Jeff Wagner	.488
1998	Brant Ust	.493
2002	Steve Stanley	.431
2004	Craig Cooper	.470
2005	Craig Cooper	.403
2006	Craig Cooper	.406

**BIG EAST RBI Champions**

2000	Alec Porzel	27
2001	Alec Porzel	35
2002	Paul O'Toole	30
2003	Matt Edwards	26
2004	Matt Bransfield	3

**Kyle Weiland (2006-08)**

t-4th saves (10)

**J.P. Gagne (2000-03)**

19th ERA (3.34; minimum 100 innings)

**Aaron Heilman (1998-2001)**

1st victories (23-4), strikeouts (199) and complete games (18)  
2nd innings pitched (188.1)  
2nd ERA (2.45; minimum 100 innings)  
10th games pitched (35)

**Ryan Kalita (2000-03)**

9th ERA (2.45; minimum 50 innings)

**David Phelps (2006-)**

16th ERA (2.12; minimum 100 innings)

**Darin Schmalz (1996-97)**

11th ERA (2.74; min. 80 innings)

**Alex Shilliday (1996-99)**

t-5th victories (14)

**Danny Tamayo (1998-2001)**

12th ERA (2.77; min. 80 innings)

**Dan Kapala (2004-2007)**

34th ERA (3.45; minimum 80 innings)

**BIG EAST Season ERA Leaders**

2001	Aaron Heilman	1.40
2004	Grant Johnson	1.69

**BIG EAST Season Victory Leaders**

2000	Aaron Heilman	7
2001	Aaron Heilman	8-0
2003	Chris Niesel	7

**BIG EAST Season Strikeout Leaders**

2000	Aaron Heilman	66
2001	Danny Tamayo	59
2007	David Phelps	67

**BIG EAST Season Pitching Records**

complete games	8, Aaron Heilman (2001)
victories	(8-0), Aaron Heilman (2001)

**BIG EAST Team Batting Champions**

1996	.327
1997	.360
2001	.334
2004	.319

**BIG EAST Team ERA Season Leaders**

2001	3.46
2002	3.74
2003	3.14

**ND's Other BIG EAST Records**

wins (22; '01), triples (17; '01), Ks in a game (18; Aaron Heilman at WVU; 4/15/00), doubles in a game (3; Greg Lopez vs. Georgetown; 3/24/05), career/season pitcher-of-the-week honors (10/3; Heilman), and career player-of-the-week honors (Steve Sollmann)

## Notre Dame Baseball "By the Numbers"

**44**

All-time monogram winners' home states

**+40**

Notre Dame's most games over .500 in a season (51-11; June 5, 2004)

**+36**

Games needed by 2001 squad to reach 30 wins (team record)

**37**

Different player home states since 1995

**34**

States played in by the Irish (since 1957)

**24**

Players who posted 3.0-plus GPA in the spring of 2008

**24**

Notre Dame's record streak of games with one loss (23-1) during 1998 and '01 seasons

**23**

Record-setting winning streak in 2006

**23**

College World Series record set by Notre Dame for runs scored in an inning (1957, vs. Colorado State)

**19**

Former Irish players in pro baseball in 2008

**18**

Strikeouts thrown by Aaron Heilman in 10-inning game at West Virginia (April 15, 2000)

**18**

States represented on 2009 roster

**17**

First-round pick with which ND's Ken Plesha ('65) and Brad Lidge ('98) were drafted

**16**

Streak of consecutive seasons with 40-plus wins (1989-2004)

**11**

Consecutive times on-base by Brian Stavisky during 2002 season

**7**

Team single-game home run record ('98, '99)

**4.02**

Team ERA in 1998 (12th in nation)

**4**

Consecutive games in which Paul O'Toole homered to close 1999 season

**3.57**

Team ERA in 2002 (13th in nation)

**3.53**

Team ERA in 2003 (18th in nation)

**3.22**

Team ERA in 2001 (5th in nation)

**3.06**

Baseball team GPA in 2006 fall semester

**2**

Teams that won more games than Notre Dame (99) during the 2001 and 2002 seasons

**1.61**

Aaron Heilman's NCAA-best ERA (1998)

**1**

Midseason national ranking for 2001 team

**1**

Notre Dame's position on ranking of the nation's top 2002 freshman class

# ND Baseball A-Z

**OH, BROTHER!** – Recent Irish pitcher **Ryan Kalita** followed his brother **Tim** ('97-'99), by lettering with ND baseball in 2002, a feat turned in the previous season by second baseman **Steve Sollmann** (his brother **Scott** was the Irish CF in '94-'96). At least 11 other brother combinations are known to have lettered with ND baseball, a distinction that was earned by senior 1B **Evan Sharpley** and his brother (sophomore RHP **Ryan Sharpley**) in the 2008 season. Other brother combinations include:

- **Arthur** (OF, '12) and **Francis Carmody** (2B, '15) of Shreveport, La.
- **Francis** (LHP, '07-'09, 19-3 record) and **Ray Scanlan** (C, '08-'09) of Syracuse, N.Y.
- Houston natives **Samuel** (SS, '13) and **Harry Newning** (3B, '13-'14)
- **Alfred** (SS/OF/P, '14-'15) and **Joseph Bergman** (OF/P, '23) of Peru, Ind.
- **Roger** (1B, '23-'25) and **Cyril Nolan** ('30) of Davenport, Iowa
- San Francisco natives **Roy** (OF, '39) and **Ray Pinelli** (SS, '39-'41)
- Detroit natives **John** (1B, '43) and **Tom McHale** ('48, OF)
- South Bend's **Tom** (OF, '64-'65; .238, 2 HR, 12 RBI), **Dan** (OF, '79-'82; .317, 10 HR, 72 RBI) and **Ray Szajko** (IF, '87, .200, 5 RBI)
- Pittsburgh's **Frank** (OF/1B, '66-'68; .277, 2 HR) and **Bill Orga** (OF, '68-'70; .308, 3 HR, 36 RBI) and **Marty** (RHP, '80; 4.11, 4-3) and **Carl Vuono** (1B, '84; .297, 12 HR, 69 RBI)
- New Orleans natives **Jack** (OF, '75; .233, 7 RBI) and **Casey Snyder** (OF, '83-'84; .204, 21 RBI)
- **Mike** (P, '78-'81; 3.86, 19-7, 97 K) and **John Deasey** (IF/OF, '82-'83; .170, 8 RBI) of Edina, Minn.




Alfred Bergman



Joseph Bergman



Ralph "Ray" Pinelli (left) and Roy Pinelli



(from left) Tom, Dan and Ray Szajko



**AVOIDING 0-and-2** – Prior to the pair of losses at the 2006 NCAA Lexington Regional, the Notre Dame baseball program had played 35 straight postseason tournaments (conference and NCAA) without going 0-and-2. The Irish still have gone 0-2 at a postseason tournament only five times (of 45), also in the 1949 NCAA first round (vs. Wake Forest), the 1960 NCAA district playoffs (vs. Minnesota and Ohio State), the 2007 BIG EAST Tournament (vs. Rutgers and Villanova) and the 2008 BIG EAST Tournament (vs. USF and West Virginia). Notre Dame also has avoided 0-2 starts in 32 of the past 35 regular-season tournaments and at one point played 28 straight tourneys (regular-season and postseason) without starting 0-2 ('97-'02).

**BACK-TO-BACK BATTING CHAMP** – Recent Notre Dame 1B/OF **Craig Cooper** in 2005 joined former Boston College player Kevin Penwell ('95, '96) as the only repeat batting champs in the 23-year history of BIG EAST baseball. Cooper led the BIG EAST in conference batting average for the 2004 season (.470) and then was the league's batting champion again in 2005 (.403). He then claimed an unprecedented third BIG EAST batting title in 2006 (.481) and finished as the BIG EAST's all-time leader in career conference batting average (.444; also .345 in 2003).

**BRAGGING RIGHTS** – Two former Arizona Diamondbacks had a rooting interest in the 2002 NCAA Regional game between Notre Dame and South Alabama, as **Craig Counsell** ('92) was a four-year starter with the Irish while **Luis Gonzalez** starred for the Jaguars. The two made a friendly wager and Gonzalez was forced to wear Notre Dame baseball apparel around New York City during a trip to the Big Apple.

**CAPTAIN, MY CAPTAIN** – Former rightfielder **John Counsell** ('64) and his son Craig ('92) are the only father/son combination to captain the same team sport at Notre Dame (they are pictured right).

**COACHING CONNECTIONS** – Two recent Notre Dame assistant coaches – **Brian O'Connor** (University of Virginia) and **Cory Mee** (University of Toledo) – are serving as sixth-year Division I head coaches in the 2009 season while another recent Notre Dame



**CAMP NOTRE DAME** – Notre Dame continues to expand offerings to young baseball players for learning the game in a university setting. Sessions in 2009 include: day camp, ages 8-12 (June 29-July 2); advanced overnight camp, ages 16-18 (July 21-24); and two developmental overnight camps, ages 10-15 (June 24-27; July 28-31). Notre Dame also offers fall exposure camps for high school juniors and seniors and a winter preseason camp utilizing indoor facilities. For more information, call (574) 631-8788/6366.



assistant coach, **Terry Rooney**, became head coach at Central Florida in the summer of 2008. Three recent Notre Dame players – **J.J. Brock** (Georgetown), **John Corbin** (Bradley) and **Javi Sanchez** (LSU) – currently are assistant coaches on the Division I level.

**"COACH CLINK"** – Third-year Notre Dame pitching coach **Sherard Clinkscates** – a.k.a. "Coach Clink" – has a unique background in baseball (see p. 83). A former standout pitcher at Purdue (where he also played base-

**CLASSY CLASSES** – Notre Dame's 2002 senior class (below) helped compile a four-year record of 188-67-1 (.736) from 1999-2002, besting the class of '92 (187) for the most wins ever by an ND class (the '03 seniors then finished 190-67-1/.738 while the '04 seniors were 195-61-1/.761). The 2004 class – led by the winningest four-year starter in the program's history, 2B **Steve Sollmann** – compiled the best four-year winning pct. in the program's past 90 seasons, besting the .758 mark posted by the class of '93 (.758/185-59). The class of '92 was led by pitchers **David Sinnes**, **Chris Michalak** and **Alan Walania**, plus outfielders **Eric Danapilis** and **Edwin Hartwell**.

Here's a rundown of the impressive career stats racked up by the 2002 senior class: 1,283 games played (1,020 starts); a .317 combined batting average (1,170 hits); 601 RBI and 812 runs scored; 68 home runs, 41 triples and 222 doubles; 395 walks and 190 stolen bases; a 17-7 pitching record, 10 saves, 256.1 innings, 205 strikeouts and only 96 walks. Four of the '02 seniors – CF **Steve Stanley**, 3B **Andrew Bushey**, C **Paul O'Toole** and DH **Matt Bok** – went on to play professionally, one of four times since 1965 that a Notre Dame senior class has produced four-plus players who were drafted or signed as free agents (four in '90, five in '93 and '96; see pp. 126-127). The drafting of Stanley, Bushey and O'Toole – the only ND classmates with 200-plus starts – marked just the third time that three-plus Irish seniors had been picked in the same draft (also 1993 and 2001).



Notre Dame's class of 2002 (from left): RHP **Matt Buchmeier**, DH **Matt Bok**, 3B **Andrew Bushey**, DH **Ken Meyer**, OF **Matt Strickroth**, C **Paul O'Toole**, CF **Steve Stanley** and RHP **Drew Duff**.





ketball), Clinkscalls was the 31st overall pick in the 1992 Major League draft and went on to play four seasons in the Kansas City Royals organization. He then parlayed his connections in baseball by spending the next 10 years in Major League scouting, with the Atlanta Braves and Tampa Bay Devil Rays organizations, before joining Dave Schrage's staff in the summer of 2006.



**COMMUNITY SERVICE** – The Notre Dame athletics department honored one varsity team for community service excellence in 2005-06 and the Irish baseball team was the recipient of that inaugural trophy. The team members combined for nearly 200 hours of community service in the 2005-06 academic year, with activities including: the Buddy Walk to benefit children with Downs Syndrome; adopting a local South Bend-area family, through a Salvation Army program over the Christmas holidays (pictured); players donating their time during fall break while assisting in New Orleans with Hurricane Katrina relief efforts; and participation in the South Bend Reads program, the D.A.R.E. drugs and alcohol education program, the athletics department's annual Christmas party that provides an assortment of activities and games for young cancer patients, and the Student-Athlete Advisory Council's Shoebox Drive (benefitting a local homeless shelter).



**CONFERENCE CALL** – Through 13 BIG EAST seasons, Notre Dame ranks first in the conference with: a .701 overall win pct. (533-226-3), a .726 BIG EAST regular-season win pct. (222-83-2) and a .699 win pct. in combined BIG EAST regular season and tournament games (250-107-2). Notre Dame also owns the best BIG EAST Tournament win pct. in the past 13 seasons (.596, 28-19). Notre Dame has totaled 82 BIG EAST series wins, 145 series ties and only 23 series losses, heading into '09. The Irish were swept in only three BIG EAST doubleheaders from '96-'01 – including 34 straight twin-bills without an opponent sweep – with an overall record of 52 BIG EAST doubleheader sweeps, 34 splits and only 10 opponent sweeps. Notre Dame has played 61 BIG EAST series at Eck Stadium, winning 45 (eight ties), and has won 35 of its past 47 home BIG EAST series (six ties). ND's BIG EAST dominance from '99-'06 produced a 149-51-2 (.743) conference record.

**COUNSELL, CRAIG** – Former Notre Dame infielder **Craig Counsell** has provided his share of World Series magic to two different Major League teams, as a member of the 1997 Florida Marlins and 2001 Arizona Diamondbacks teams that won the World Series in their first trips. In both instances, Counsell went from being an unheralded backup to one of the driving forces in the title runs (see pp. 134-135).

**CWS RECORD-HOLDER** – Former Notre Dame great **Jim Morris** – who watched Notre Dame at the 2002 College World Series – left his mark on that event in 1957, setting the CWS record for batting average (.714, 10-for-14). Morris visited in the summer of 1999 for a formal presentation (pictured) to Notre Dame of a portrait



recently, former all-conference outfielder **Rick Chryst** ('83) was named Mid-American Conference commissioner in 1999 after seven years as an Atlantic Coast Conference assistant commissioner in charge of marketing, legal affairs and special events and three years as a Southwest Conference assistant commissioner. Chryst graduated from Notre Dame magna cum laude with an economics degree and received his law degree from Duke.

Former Notre Dame athletics director **Dick Rosenthal** ('87-'95) was an All-America basketball player and a baseball first baseman with the Irish in the early 1950s. Former ND pitcher **Mike Bobinski** ('79) spent six years as the A.D. at Xavier before being promoted to an associate vice president position in 2004 (he now holds both titles at Xavier). Bobinski previously worked in the athletics departments at Notre Dame and Navy.

**DANDY DEBUT** – **Chris Niesel** became the first Notre Dame freshman pitcher to post double-digit strikeouts in his debut, with 10 Ks in 5.0 innings versus Southern Illinois at the 2002 UNO Classic (followed by nine Ks vs. Fairfield, yielding 19 Ks and only one walk in his first 12 innings).

**DOUBLE-DIGIT DINGERS** – The 2004 ND baseball team more than doubled the home run output from '03 (31 to 68), with four players hitting 10-plus HRs for the first time in ND history: junior 3B **Matt Macri** (14), sophomore DH **Matt Bransfield** (12), junior 1B **Matt Edwards** (12) and sophomore RF **Craig Cooper** (10).

**DOUBLE DOMINATION** – The slew of offensive records from Notre Dame's 25-1 win over South Alabama in the 2002 NCAAAs (see "Offensive Explosion") makes that game one of the more unique in NCAA Tournament history – but the game had an added dimension: the strong pitching of freshman **Grant Johnson**. Johnson (pictured above right) faced only 30 batters, allowed one hit and one walk (two hit batters) while becoming the 13th pitcher ever to post a no-hitter or 1-hitter in the NCAAAs. The 1-hitter – coupled with sophomore **Steve Sollmann's** record day (6-for-7, 7 RBI, 6 R) – made the game doubly unique and both earned national player/pitcher of the week honor.

No other team in NCAA Tournament history has produced a no-hitter/1-hitter and a player with six hits (or five-plus runs) in the same game. Johnson hit his first batter and gave up a double before facing one over the minimum the rest of the way. The 97-pitch masterpiece included eight strikeouts, five popups and five groundouts. Sollmann (above left) became the first player ever to score six runs in an NCAA Tournament game while tying Notre Dame single-game records for hits (6, tied NCAA

that shows him striking a stance at old Cartier Field (the former home of Notre Dame baseball), with newspaper clippings included in the painting. The painting was donated by artist Catherine Morris Priest, daughter of the former Irish infielder.

**DIRECTORS, ATHLETICS** – Several former Notre Dame baseball players have gone on to serve as high-ranking administrators in collegiate athletics. Most



Rick Chryst



Dick Rosenthal



Mike Bobinski



Steve Sollmann (left) and Grant Johnson

record), RBI (7) and runs. His 13 total bases included back-to-back RBI triples (tying the NCAA record for triples) and a three-run home run.

**DRAFT PICKS** – A total of 43 Notre Dame players have been Major League draft picks since 1995, including an unprecedented six in 2001 and again in 2008: RHPs **Aaron Heilman** (1st round, N.Y. Mets) and **Danny Tamayo** (10th, K.C.), SS **Alec Porzel** (13th, Boston), OF **Brian Stavisky** (33rd, Chicago Cubs), C **Paul O'Toole** (47th, S.F.) and OF **Steve Stanley** (50th, Florida) all went in '01, while **Kyle Weiland** (3rd round, Boston Red Sox), **David Phelps** (14th, N.Y. Yankees), **Wade Korpi** (20th, Florida Marlins), **Sam Elam** (23rd, Colorado Rockies), **Brett Graffy** (24th, Chicago White Sox) and **Brett Lilley** (29th, St. Louis Cardinals) were selected in the most recent draft.

Weiland, Phelps, Korpi, Elam and Graffy were the most Notre Dame pitchers to ever get chosen in a single MLB draft. The previous high was three in the 2003 MLB draft.

Four Notre Dame position players were drafted in 2002 – led by Oakland A's picks Stanley (2nd rd) and Stavisky (6th), plus senior 3B/C **Andrew Bushey** (Colorado, 15th rd) and O'Toole (Cubs, 21st). Stanley and Stavisky were the first Notre Dame teammates ever drafted in rounds 1-6 and were the highest-drafted outfielders from the same team in the '02 draft (no previous Irish team had four players drafted in the first 21 rounds).

The program's biggest draft day arrived in 2004, with five picked in the first 14 rounds: the junior trio of RHP **Grant Johnson** (Cubs, 2nd), 3B **Matt Macri** (Rockies, 5th) and RHP **Chris Niesel** (Indians, 9th), plus the highest-drafted pair of seniors in ND baseball history: 2B **Steve Sollmann** (Brewers, 10th) and C **Javi Sanchez** (Twins, 14th). Johnson and Macri remain the highest-drafted ND teammates while four picked in the first 10 rounds doubled ND's previous best. The 2006 season marked the first time that three ND pitchers have been selected: RHPs **Jeff Samardzija** (5th round, Cubs) and **Jeff Manship** (14th, Twins), and LHP **Tom Thornton** (21st, Tigers).

**THE ECK** – Notre Dame has enjoyed great success at Eck Stadium, located on the southeast corner of campus. The Irish have won nearly 80 percent of their games at "The Eck" in the first 14 seasons (341-85-2, .799; '94-'08), highlighted by a 25-2 mark in '97. Frank Eck passed away on Dec. 13, 2007, at the age of 84 (see pp. 32-33 for Eck Stadium information).



Frank Eck

**EIGHT(EEN) Ks IS ENOUGH** – Former Notre Dame pitcher **Aaron Heilman** tied a BIG EAST record and came just shy of the Irish record with an 18-strikeout effort in a 3-1, 10-inning win at West Virginia on April 15, 2000 (scheduled for 7.0 innings). Spotting his tough slider while delivering a fastball that touched 91 mph in the late innings, Heilman retired 15 straight from the 5th-10th innings and struck out 10 of the final 12 he faced – including seven straight before a single with two outs in the 10th (Kevin Olkowski went down swinging to end the game). The 18 strikeouts tied the BIG EAST record set by Seton Hall's Jason Grilli (another future big-leaguer). **Frank Carpin** is the only other Irish

# ND Baseball A-Z

## Fathers and Sons

Several father-son combinations have played for the Notre Dame baseball team, including 2000 graduate Matt Nussbaum (.274 career average, 5 HR, 70 RBI) and outfielder Dick Nussbaum (.71-.74; .277, 33 RBI).



Dick  
Nussbaum



Matt  
Nussbaum

Others include:

- Catcher Lawrence ('32-'34) and RHP Kevin O'Neill ('64; 4.01 ERA, 3-3)
- P/OF Jim ('52-'53; 7-7, 65 K, .150, 9 RBI) and catcher Brian Gibbons ('84; .222, 3 RBI)
- RF John ('62-'64; .290, 6 HR, 44 RBI) and IF Craig Counsell ('89-'92; .306, 18 HR, 166 RBI)
- Pitcher George ('66-'67; 3.68, 5-3) and C/1B George Restovich, Jr. (1B, '94-'96; .327, 22 HR, 155 RBI)
- Catcher Rich ('64-'66; .307, 7 HR, 35 RBI) and RHP Rich Sauget, Jr. ('94-'96; 3.13 ERA, 9 SV)



Lawrence and Kevin O'Neill



Jim and Brian Gibbons



George, Sr., and George Restovich, Jr.



Rich, Sr., and Rich Sauget, Jr.

pitcher to record 18-plus strikeouts in a game, with 19 in a 10-inning win over Indiana during the 1958 season (12-10). Heilman's day included only two walks, with 11 groundball outs and one flyout.

**ERA** – Notre Dame has finished in the top-25 of the national charts for team earned-run average six times since 1998, owning the nation's best team ERA during portions of 2000 and '01. The 2000 staff surged atop the national ERA charts in late April (2.72) and finished 16th (3.93). The Irish then returned to the top spot among the 2001 team ERA leaders for three weeks in April, finishing fifth at 3.22 (best at ND since '92, third-best since '75). Notre Dame went on to finish 13th in the 2002 ERA rankings (3.57), 18th in '03 (3.53), 9th in '04 (3.43) and 21st in '06 (3.52), joining Texas and Rice as the only teams ranked among the nation's final top-20 ERA leaders every year from 2000-04. The Irish also finished 12th in the final 1998 team ERA rankings (4.02).

**EXTRA INNINGS** – Prior to its heartbreaking 2001 NCAA Tournament loss to Florida International (7-6, 10 inn.), Notre Dame had gone unbeaten in its previous 10 extra-inning games (9-0-1) – including three consecutive extended games at the Fresno State Classic and clutch 11-inning wins at Mississippi State (4-2) and Rutgers (5-4). The Irish quickly rebounded from the FIU loss, winning a 10-inning game later that day vs. UC Santa Barbara (11-10), and went 4-1 in 2002 extra-inning games. Notre Dame heads into the 2009 season with a 29-13-3 mark (.678) in its past 45 extra-inning games, dating back to the 1997 season.

**FAN MAIL** – At first, they trickled in ... but there was no stopping hundreds of e-mails, faxes and chatboard posts that came flooding through the information highway in praise of the Notre Dame baseball team and the way it competed at the 2000 NCAA Starkville (Miss.) Regional. A large portion came from rabid Bulldogs fans, who informally had inducted the names of Irish players such as Steve Stanley, Kris Billmaier, Danny Tamayo, Jeff Felker, Matt Nussbaum, Alec Porzel and John Corbin into the storied history of Dudy Noble Field. A common thread in all the e-mails was a desire for the Irish to make a return visit ... and it didn't take long, as Notre Dame opened 2001 at the Mississippi State Classic (with a pair of wins over the Bulldogs).

**(ALMOST) FIFTY STATES** – The Notre Dame baseball program's list of all-time monogram winners includes players from 44 home states. Pitchers **Brandon Vilorio** (Wailuku, Hawaii) in 2000 and **Cody Wilkins** (Hudson, N.C.) in 2004 became the first players from their respective states ever to monogram with the Irish

baseball program. The only states that have yet to produce Notre Dame baseball letterwinners are Alaska, Idaho, Nevada, New Hampshire, South Carolina and Vermont. Notre Dame's rosters since the mid-1990s have featured players from 37 different states (18 on the 2009 roster; see p. 36-37).

**FAMILY PEDIGREE** – Notre Dame associate head coach and recruiting coordinator **Scott Lawler** (below left) is considered one of the nation's top young coaches and is a product of an impressive baseball pedigree (see p. 82). The 31-year-old Lawler – who previously served as an assistant to Irish head coach Dave Schrage for five years (at Northern Illinois and Evansville) – has been reunited with Schrage, after spending 2005-06 as associate head coach and recruiting coordinator at Arkansas-Little Rock.



During his time at UALR, Lawler had the unique opportunity to serve on the staff of his uncle Jim Lawler (far right), whose status as a household name in the world of college baseball includes 22 seasons as a member of the Texas A&M baseball staff and being named national assistant coach of the year ('03).

Lawler has even closer coaching ties, as his father Phil Lawler (center) has coached for the past 33 years in the Chicago area – including 28 seasons as associate head coach of the Naperville Central High School team that won the 2006 Illinois state title. The elder Lawler is widely known throughout the state's baseball community and has been inducted into the Illinois High School Hall of Fame.

**FIRST-ROUNDERS** – **Brad Lidge** earned the 1998 BIG EAST pitcher-of-the-year award and several weeks later was selected in the Major League Draft by the Houston Astros, with the 17th overall pick. Lidge is one of 25 Notre Dame players drafted in the first 10 rounds (since 1965), including 19 since 1995. **Ken Plesha**, a sophomore catcher in 1965, was Notre Dame's initial first-round pick (17th pick, Chicago White Sox) while RHP **Aaron Heilman** was the 18th overall selection in 2001 (N.Y. Mets).

**EA SPORTS NCAA BASEBALL** – The Notre Dame baseball program was one of 128 college programs featured in the 2006 initial release of the home video game MVP NCAA Baseball game, produced by the industry leader EA Sports. Notre Dame's Eck Stadium was one of the 19 college ballparks available in the initial release. Inspired by the spirit and emotion of collegiate athletics, MVP NCAA Baseball is the first-ever college baseball game.

Upgraded features included: Rock-and-Fire full-control pitching; ability to build a dynasty with recruiting, stat tracking and equipment upgrades; ability to create your own tournament; single- and two-player pitching mini-games; college fight songs and actual College World Series footage; ability to field strength-specific rosters (even choose your own



bat); the option to go online and take on MVP NCAA Baseball players across the nation; and ESPN broadcast integration (radio, news, ticker feeds), plus expert commentary by Mike Patrick.

The upgrades were in addition to the initial release aspects, such as: Load and Fire batting; Road to Omaha game setup; Precision Throw Control; and Creation Zone customization.





**FIVE-PEAT** – Notre Dame was the first team ever to win three straight BIG EAST Tournament titles ('02-'04; also won in '05,'06). At the end of '06, Oral Roberts (nine) was the only team with a longer active streak of conference tourney titles.

**FORTY-WIN SEASONS** – Notre Dame posted 16 straight seasons with 40-plus wins from 1989-2004, the nation's third-longest streak at the time, behind Florida State and Wichita State (both 27). The streak included a 51-12 season in '04, 50-18 in '02, 49 wins in '01, 48 in '89 and '92, 46 in four years ('90, '93 '94, '00), 45 in '91 and '03, and 44 in '95.

**.400 HITTERS** – Notre Dame players have hit .400-plus 13 times since 1980, most recently 1B **Craig Cooper** (.425 in '06) and CF **Steve Stanley** (.400 in '01, .439 in '02). Three other outfielders have posted multiple .400 seasons: **Dan Peltier** (.414 in '88, .446 in '89), **Eric Danapilis** (.429 in '90, .438 in '93) and **Scott Sollmann** (.402 in '94, .406 in '95). Danapilis and **Edwin Hartwell** battled atop the NCAA batting charts in 1993, with Hartwell ultimately claiming the Notre Dame season record that he still holds (.447).

**FREEBIES** – Over his years as a head coach, Notre Dame skipper Dave Schrage has utilized a formula to measure how many free bases a team allows during a given year. The formula adds walks allowed, errors, stolen bases allowed, hit batters, wild pitches, passed balls, and balks and divides that total by the number of games played. In 2007, the Irish allowed nearly 8.7 "freebies" per game. By comparison, Notre Dame's 2006 team allowed just 6.2 per game en route to totaling 45 wins while Schrage's 2006 team at Evansville had just 5.6 freebies allowed per game. The Irish improved drastically last season. Notre Dame allowed 7.5 per game in 2008, down a full 14 percent from the year prior.

**FRESHMAN BATTING CHAMPS** – A.J. Pollock's standout 2007 season saw him become just the fourth freshman ever to lead the Notre Dame baseball team in season batting average, with his .372 mark ranking as the third-best by a Notre Dame freshman and the best since Scott Sollmann hit .404 in his 1994 rookie season. Pollock collected third team all-BIG EAST honors and ranked fourth on the BIG EAST batting charts, trailing only a pair of senior outfielders and Rutgers junior shortstop Todd Frazier (the 2007 BIG EAST player of the year).



**FLAG-RAISING/RING CEREMONY** – The 2002 Notre Dame baseball team was honored during a public ceremony at Frank Eck Stadium on Sept. 15, 2002, when the team members and coaches received their College World Series rings (pictured). A CWS flag also was unveiled beyond the rightfield fence and the special event included memorable audio clips from the season, with Hall of Famer Tommy Lasorda serving as a special guest speaker.



**FRESHMAN CLASS, #1 ... AND #4** – Notre Dame's 2002 freshman class was ranked number-1 in the nation by *Baseball America*. BA also rated Notre Dame's 2004 freshman class – led by pitcher **Jeff Manship** (#3-rated incoming freshman) – as that season's 6th-best class while *Student Sports* released an early projection that rated ND's 2007 freshmen as the nation's 13th-best class.

The 2008 group of newcomers (13 freshmen and one transfer) has been rated by *Collegiate Baseball* magazine as the nation's fourth-best recruiting class. It marks the second-highest ranking ever for a Notre Dame baseball recruiting class, trailing only the newcomers to the 2002 team who were the nation's top-ranked incoming class that season (per *Baseball America*). *Baseball America* has recognized the group as the nation's sixth-best recruiting class for the 2008 season.

**PHENOMS** – Notre Dame has produced four BIG EAST rookies of the year: DH **Jeff Wagner** ('96), infielder **Brant Ust** ('97), 2B **Steve Sollmann** ('01) and 3B **Brett Lilley** ('05). Wagner set the Irish freshman home run record (10) only to see Ust hit 11 in '97. Ust was the first freshman middle infielder ever named first team all-BIG EAST and was a consensus Freshman All-American. Sollmann made an impressive transition from the outfield and earned first team all-BIG EAST (as did Wagner and Ust) before being a consensus Freshman All-American – while Lilley was third team all-BIG EAST and a Freshman All-American. RHP **Aaron Heilman** was second team all-conference, a consensus Freshman All-American and one of three players named by *Collegiate Baseball* as 1998 co-national freshman of the year. CF **Steve Stanley** was second team all-BIG EAST in '99 (only freshman honored) and his classmate, catcher **Paul O'Toole**, became the seventh ND player to earn first team Freshman All-America honors in the '90s. RF **Brian Stavisky** was the only freshman position player to earn all-BIG EAST in


2000 (2nd team) before being named a consensus Freshman All-American (his 14 HRs ranked 4th in the nation among freshmen), an honor later earned by RHPs **Grant Johnson** ('02), **Jeff Samardzija** ('04) and **Kyle Weiland** ('06).

**GAME-ENDING HOME RUNS** – Former Irish shortstop **Alec Porzel** ('01) made a name for himself when it came to game-ending home runs. In addition to his 10th-inning blast vs. Pittsburgh (11-8) in 2000, Porzel beat the Panthers with a first-pitch home run to cap the 1999 series with the Panthers (9-8, in the 9th). As a freshman, he ended the longest game in Eck Stadium history with a 15th-inning blast vs. West Virginia (5-3) – and his first career grand slam broke a 7-7 tie in the 8th inning of the 2000 BIG EAST Tournament comeback win over Pittsburgh (15-7).

Porzel's 2000 game-ending HR was one of three on three consecutive weekends, following **Jeff Felker's** first-pitch shot vs. St. John's (9-8) and prior to **Brian Stavisky's** two-run blast vs. Rutgers (4-3). Eleven months later, three players reached on 2-out, 2-strike pitches before **Ken Meyer** launched an 0-2 pitch over the leftfield fence to beat Central Michigan, 6-4 (ND assumed the No. 1 national ranking four days later). Four of ND's 11 game-ending HRs since 1995 came in the above 12-month stretch (April 30, 2000 – April 19, 2001) – with two in '02, from **Joe Thaman** (vs. Ark.-Little Rock, 7-5) and Stavisky on a dramatic two-run blast to cap a College World Series rally vs. Rice (5-3). **Craig Cooper's** 12th-inning shot beat Purdue in a game played at downtown South Bend's Coveleski Stadium (9-7; April 20, 2005). Most recently, **Evan Sharpley's** 10th-inning solo blast gave the Irish a thrilling 11-10 victory over Maine on March 4, 2008.

**GRADUATION RATE** – In addition to their on-field success, the past 14 Notre Dame baseball teams ('95-'08) have combined for a 100-percent graduation rate (83-of-83), among players who completed their eligibility. Eighteen other players who signed professionally after their junior seasons have returned to complete or near completion of their degree requirements. Recent NCAA studies showed 17 D-I baseball teams owned a 100% graduation rate for a 1995-98 cohort sample (ND and Clemson were the only teams among those 17 that also were in the *Collegiate Baseball* magazine 2006 preseason top-25).

**HBP ... PDQ** – Former Irish outfielder **Cody Rizzo** ('06) held the Notre Dame record for times hit-by-pitch in a season (28, in '03) and the career record of 84 (second in NCAA history), with former San Francisco player Anthony Hurtado then-holding the NCAA record of 92. Rizzo helped ND set the team HBP record in 2004 (105; then fifth on the NCAA all-time list) and the Irish then set the NCAA record for HBPs in 2005, with 130 (plus 100 in '06). Former Notre Dame shortstop Brett Lilley ('07) led the way in '05 with 30 HBPs, breaking the record of Rizzo (who had 21 HBPs in both 2004 and '05). Lilley's 109 career HBPs not only puts him atop the all-time Irish list, but also the all-time NCAA list (for more see Lilley Stands Alone).



Jeff Samardzija

**40-WIN, 400-K CLUB** – Former Notre Dame righthander **Aaron Heilman** ('01) became the 14th known Division I player to reach 40 career wins and 400 strikeouts (the list included 16, at the end of 2002), with the 400th strikeout coming in dramatic fashion as he closed the 2001 regular season with a pair of strikeouts versus Connecticut to land on 400. Heilman was the fourth pitcher to reach both of the milestones since schedule limits were imposed in 1990. His .860 career winning percentage ranks fourth among the first 16 pitchers in the "40-400 club," behind Arizona State's Eddie Bane, Richard Wortham (Texas) and Hawaii's Derek Tatsuno, while Heilman's career ratio of 9.72 Ks per 9.0 inning ranks sixth behind Tatsuno, Bane, Auburn's John Powell, Nebraska's Shane Komine and Greg Swindell (Texas). Heilman, Tatsuno and Bane are the only ones from the elite 16-player group listed below who had a career win percentage of .850-plus and a strikeout ratio above 9.71/9 IP:

Shane Komine (Nebraska, '99-'02)	41-8 (.837)	510 Ks (431.0 IP)	10.65 Ks/9 IP
Kenny Baugh (Rice, '98-'01)	40-8 (.833)	419 Ks (435.2 IP)	8.66 Ks/9 IP
<b>Aaron Heilman</b> (Notre Dame, '98-'01)	43-7 (.860)	425 Ks (393.2 IP)	9.72 Ks/9 IP
Kip Bouknight (South Carolina, '98-'01)	43-10 (.811)	431 Ks (448.0 IP)	8.66 Ks/9 IP
John Powell (Auburn, '90-'94)	43-20 (.683)	602 Ks (477.0 IP)	11.36 Ks/9 IP
Doug Creek (Georgia Tech, '88-'91)	41-19 (.683)	458 Ks (472.0 IP)	8.73 Ks/9 IP
Kirk Dressendorfer (Texas, '88-'90)	45-8 (.849)	462 Ks (429.2 IP)	9.68 Ks/9 IP
Brian Barnes (Clemson, '86-'89)	44-10 (.815)	513 Ks (475.1 IP)	9.71 Ks/9 IP
Greg Swindell (Texas, '84-'86)	43-8 (.843)	501 Ks (440.0 IP)	10.25 Ks/9 IP
Mike Loynd (Florida State, '83-'86)	45-10 (.818)	417 Ks (395.1 IP)	9.49 Ks/9 IP
John Hoover (Fresno State, '81-'84)	44-17 (.721)	411 Ks (494.0 IP)	7.49 Ks/9 IP
Derek Tatsuno (Hawaii, '77-'79)	40-6 (.870)	541 Ks (402.1 IP)	12.10 Ks/9 IP
Richard Wortham (Texas, '73-'76)	50-7 (.877)	481 Ks (456.2 IP)	9.48 Ks/9 IP
Eddie Bane (Arizona State, '71-'73)	40-4 (.909)	505 Ks (379.1 IP)	11.98 Ks/9 IP
Greg Swan (Arizona State, '69-'72)	47-9 (.839)	459 Ks (457.2 IP)	9.03 Ks/9 IP
Rich Troedsen (Santa Clara, '69-'72)	40-12 (.769)	445 Ks (437.0 IP)	9.17 Ks/9 IP

# ND Baseball A-Z

**HEILMAN** – RHP **Aaron Heilman** – who made his Major League debut with the N.Y. Mets in 2003 – completed his college career ('98-'01) as one of the most accomplished student-athletes in Notre Dame history (see Four-Year All-Americans and 40-400 notes). He led the nation in ERA as a freshman in '98 (1.61) before serving as one of the top pitchers on the U.S. National Team in the summer of '99. He was a finalist for several 2001 national player-of-the-year awards while posting four ND career records (43 wins, 425 Ks, 393.2 innings, six double-digit K games) and five season records (15 wins, 118 Ks, 12 complete games, 15 consecutive wins, 15-0 start).

Heilman set BIG EAST Conference records for career BIG EAST wins (23-4), Ks in BIG EAST play (199), complete games in a BIG EAST season (8) and career (18) – while tying the record for Ks in a BIG EAST game (18, 10-inning win at West Virginia in '01). His 2.49 career ERA now ranks third in the ND record book and was the best by an Irish pitcher since the early 1960s.

Heilman also posted the second-best career K-to-walk ratio in the ND record book (3.66), won 25 of his final 26 decisions, had a 24-3 record and 2.14 ERA in road games, and averaged 33 innings per home run allowed. A 54th-round N.Y. Yankees draft pick after his senior year ('97) at Logansport (Ind.) High School, Heilman went on to be the 31st overall pick in the 2000 Major league draft (Minnesota Twins compensatory "sandwich pick") and then was selected by the Mets 18th overall in '01 (after returning to ND for his senior year).

**HELD ACCOUNTABLE** – Notre Dame shortstop **Brett Lilley** completed his undergraduate degree in seven semesters, graduating as an accounting major following the 2007 fall semester. Lilley – who recently completed ND's accelerated one-year master's in accountancy program – compiled a 3.95 GPA (19 A grades, two B-pluses) over one three-semester span (despite an advanced load/60 credits) and was named a 2007 first team Academic All-American. He ended the 2007 spring semester with a 3.81 cumulative GPA that included a 3.95 in the 2007 spring semester (21 credits), after posting a 3.91 in the '06 fall term (21) and a 4.0 in-season GPA for the '06 spring semester (18). His first six semesters saw Lilley receive 25 A's, five A-'s, four B-pluses, one B and a B-minus among his 36 classes. He added another first team Academic All-American nod in 2008, as well as the NCAA Post Graduate Scholarship. Lilley will wait to embark on his academic career as he currently plays in the St. Louis Cardinals organization.

**HOME RUNS** – Notre Dame flirted with the team home run record from 1997-99, including a record-setting 66 home runs in 1997. The Irish posted another record in 1998 (73) before surging in 1999 for 70 HRs, with 12 players leaving the yard. Notre Dame totaled 384 home runs from 1997-2003, averaging nearly 45 long balls per season.

Catcher/designated hitter **Jeff Wagner** ('96-'99; 49) and infielder **Brant Ust** ('97-'99; 46) made a run at the Notre Dame single-season home run record (20), set in 1991 by **Frank Jacobs**. Wagner hit 17 home runs in 1997 while Ust hit 18 long balls in 1998 and 17 in the 1999 season, as a junior.

Current senior **Evan Sharpley** led the Irish in home runs last season with 13, which ranked tied for 10th most in single season Irish history.



*Notre Dame's 1998 team amassed a school-record 73 home runs, including (from left): junior CF Allen Greene (7), senior SS J.J. Brock (13), sophomore 3B Brant Ust (18), junior C Jeff Wagner (14), freshman LF Alec Porzel (7) and senior 1B Dan Leatherman (8).*

**INDOOR FACILITY** – Notre Dame benefits from practicing at one of the nation's premier indoor college baseball facilities, at the hitting and pitching facility adjacent to Eck Stadium. The 2000 addition, donated by alumnus Frank Eck, includes wall-to-wall artificial turf, three full-length batting tunnels, two regulation clay pitching mounds within the tunnels, a clay home plate area for catchers drills and an "Iron Mike" pitching machine (see p. 33).

**IN MEMORY** – 4,600 people attended the game at U.S. Cellular Field (home of the Chicago White Sox) between Notre Dame and Northern Illinois with all the ticket proceeds (over \$50,000) benefiting the NIU February 14 Scholarship Fund. The crowd was the largest for an Irish game since June 5, 2005 when 4,851 saw Florida defeat Notre Dame in the 2005 NCAA Gainesville Regional.

**JAKE** – **Clarence Kline** needed only one name for those in baseball to know the personality involved. "Jake" Kline began his Notre Dame career in 1915 and earned three monograms while hitting .300 each year and captaining the 1917 squad. He still shares the team record with three home runs in a game. Kline returned as freshman baseball coach in 1931, after serving in World War I and in various baseball leagues. In 1934, he became the school's 15th coach ... and the 16th would not be needed for 42 seasons. Jake retired in '75, after more than 1,000 games and 558 wins. He was voted into the College Baseball Hall of Fame in 1968, and the former Cartier Field was named Jake Kline Field in 1975. Kline was active in many Notre Dame functions until his death in 1989, at

age 94. His spirit lives on – as the official title of the surface at Eck Stadium is Jake Kline Field at Eck Stadium.

**KANALEY, O'CONNOR & ZORICH** – The most prestigious honor awarded to Notre Dame student-athletes is named in memory of a former baseball player (see p. 122). The **Byron Kanaley Award** has been presented since 1927 to senior monogram athletes who have been most exemplary as students and leaders. The awards are named in honor of the Weedsport, N.Y., native and 1904 graduate who was an outfielder with the Notre Dame baseball program. Kanaley went on to a successful banking career in Chicago and served as a lay trustee of the University from 1915 until his death in 1960. Thirteen Irish baseball players have received the award, including current Mid-American Conference commissioner **Rick Chryst** ('83) and recent honorees **Jeff Perconte** (2000), **Mike Naumann** ('01) and **Tom Thornton** ('06).

The quality of Notre Dame's 2000 baseball senior class was validated when Perconte received a Kanaley Award and catcher **Matt Nussbaum** the Francis Patrick O'Connor Award, presented to one male and one female student-athlete who embody team spirit, inspiration, caring, courage, honesty and patience. The award is named after a student-athlete (son of Bucky O'Connor, a 1940s guard on the ND football team) who died in '73 following his freshman year. **Steve Sollmann** was a rare junior-year recipient of the O'Connor Award (in 2003).

Thornton received the Kanaley Award and also was honored by the athletics department with the Chris Zorich Award (in recognition of community service excellence). He joined former women's basketball standout Ruth Riley ('01) as the first Notre Dame student-athletes ever to receive the Kanaley and Zorich awards. The baseball program is one of only three varsity teams (also women's soccer and women's basketball) that have produced Kanaley, O'Connor and Zorich award recipients in the current decade.

**KEYNOTE SPEAKERS** – Baseball Hall of Famer **Tommy Lasorda** (below) has developed a special relationship with Notre Dame, providing a rousing speech at the pep rally prior to the 2001 ND-Tennessee football game before serving as keynote speaker for the baseball team's inaugural "Opening Night Dinner," held Feb. 18, 2002, and moved to the Joyce Center Fieldhouse due to excessive ticket demand (nearly 1,000 attended). Lasorda later visited the Irish at a team breakfast at the 2002 College World Series and returned to campus for a CWS ring ceremony at Eck



**IRON MEN** – Notre Dame centerfielder **Steve Stanley** missed only 25 innings during his four seasons and started all 256 games of his career – the second-longest streak of consecutive starts in D-I baseball history (Clemson shortstop Khalil Greene started 272, also from '99-'02). Stanley bested the Irish record of 204 consecutive starts, set in the late 1980s by shortstop **Pat Pesavento**. Pesavento did not start the 19th game of his first season, the second game of a crosstown doubleheader with Bethel College on April 3, 1986. He then started the final 31 games of 1986, all 44 of '87, each of the 61 games in '88 and all of the marathon 68-game season in 1989. Pesavento's Notre Dame records for career hits (296) and runs (246) were broken by Stanley, with Pesavento now ranking third in stolen bases (94), fourth in walks (143), sixth in at-bats (806) and seventh in batting average (.367). He also played football at Notre Dame in 1984 and '85, as a backup quarterback.

Stanley's impressive streak included playing in 98.86 percent of the innings from 1999-2002 (2,166 of 2,191, all in CF), with a streak of 764.2 consecutive (2,294 outs) spanning 1999 (final 267.2) and 2000 (first 497). He played every inning in 249 of his 256 career games.

Infielder **Brant Ust** ('97-'99) started all 179 games in his career, good for the third-longest streak of consecutive starts in Notre Dame history. Shortstop **Brett Lilley** started all 231 games of his Notre Dame career.



*Pat Pesavento*





**MLB CONNECTIONS** – In addition to several current Major League players who honed their craft with the Irish baseball program, a number of Notre Dame graduates have served as top executives in Major League Baseball: Cleveland Indians owner and CEO **Lawrence Dolan** ('54, '56 ND Law), Indians president **Paul Dolan** ('83), MLB senior VP of operations/former Arizona Diamondbacks GM/VP **Joe Garagiola, Jr.** ('72), Oakland A's president **Mike Crowley** ('85), recently-retired Los Angeles Dodgers VP of External Affairs **Tommy Hawkins** ('59, ND basketball star), MLB Executive VP of Administration **John McHale** ('71), MLB Director of Special Events **Brian O'Gara** ('89) and former Tampa Bay owner/CEO/VP **Vince Naimoli** ('59).

Former Notre Dame pitcher **Brad Lidge** ranked as one of Major League Baseball's top rookies in his first full season with the Houston Astros (3.60 ERA, 97 Ks, 85 IP, 78 GP, 60 H, 42 BB) and was the winning pitcher in the historic no-hitter versus the New York Yankees on June 11, 2003 (2 IP, 2 Ks; 8-1) – the first no-hitter versus the Yankees since 1958 (6,980 games) and first suffered by the Yankees at home since 1952. Lidge – one of MLB's elite closers in 2004 (NL record for Ks by a reliever) and a current member of the Philadelphia Phillies – is one of four recent Irish pitchers who have gone on to pitch in the big leagues (also **Aaron Heilman** with the N.Y. Mets and Seattle Mariners, **Jeff Samardzija** with the Chicago Cubs and **Christian Parker** with the Yankees) while two early-1990s Notre Dame players – infielder **Craig Counsell** and LHP **Chris Michalak** – have played for multiple MLB teams (see p. 133).



Brad Lidge (above, far left and in action photo at left) celebrates the Astros' no-hitter at Yankee Stadium.



Vince Naimoli



Aaron Heilman



Christian Parker



Mike Crowley



Larry Dolan



Joe Garagiola, Jr.



Tommy Hawkins



John McHale



Brian O'Gara



Stadium, on the day of the 2002 ND-Michigan football game.

The popular event returned in 2003, with nearly 1,000 fans turning out as Chicago Cubs GM **Jim Hendry** (pictured) served as guest speaker. Bestselling

author and avid baseball fan **John Grisham** attracted a crowd in excess of 1,400 for the 2004 event. The blockbuster speakers for the 2005 dinner – seven-time CyYoung Award winner **Roger Clemens** and fellow Houston Astros pitcher **Brad Lidge** (a former standout with the Irish) – helped sell out the Joyce Center Fieldhouse (1,750 seats) in three weeks – with another sellout for the 2006 event featuring ND football coach **Charlie Weiss** and former ND All-America pitcher **Aaron Heilman** (now with the Seattle Mariners). The 2007 dinner – featuring big-league manager **Jim Leyland** and former Notre Dame standout **Craig Counsell** – was another sellout. The 2008 event, which fell just shy of a fourth consecutive sellout, included MLB commissioner **Bud Selig** and former Irish shortstop **Greg Lopez**. The 2009 dinner will feature current manager of the Los Angeles Angels of Anaheim **Mike Scioscia** and former Irish hurler and current Chicago Cubs reliever **Jeff Samardzija** ('07).

**LIDGE JOINS SELECT IRISH GROUP** – Philadelphia Phillies closer **Brad Lidge** became the sixth Notre Dame baseball player to help their MLB club claim the World Series title. Just like he did all season in 2008, Lidge nailed down Philadelphia's 4-3 victory over the Tampa Bay Rays in Game 5, securing the Phillies' second World Series championship in the franchise's 126-year history. Lidge, 41-for-41 in save chances during the regular season, earned his seventh save in as many tries in the postseason.

Before coming to Philadelphia, Lidge



was best remembered for allowing that mammoth homer to St. Louis' Albert Pujols in the 2005 NL championship series. But he was rejuvenated with the Phillies. Lidge was 2-0 with a 1.95 ERA and saved each of his 48 opportunities.

**LILLEY STANDS ALONE** – Former Notre Dame shortstop **Brett Lilley** ('07) set a new NCAA Division I record in the second inning of the 13-8 victory over Manchester College on April 9, 2008 when he was plunked for the 93rd time in his career, breaking the previous all-time NCAA Division I record held by Tony Hurtado of San Francisco (1997-00). Lilley set the record in 203 games, 18 fewer than Hurtado. He had already broken the Notre Dame school record of 84 (now third most in NCAA history) held by Cody Rizzo (2003-06) earlier in the season. Lilley would finish his career with 109 career HBPs, surpassing both the NCAA Division II and III records to claim the all-division mark. He was plunked by 81 different pitchers and 45 different teams over his career. Lilley was hit-by-pitch three or more times in a single game on five different occasions, including the Notre Dame single-game school record of four. Lilley came around to score 40 times on the 109 career HBPs.

**LILLEY ACADEMIC ALL-AMERICAN AGAIN** – **Brett Lilley** ('07) was named an *ESPN The Magazine* first team Academic All-American as selected by the College Sports Information Directors of America for the second straight year. He is the first Irish baseball player to ever earn first team distinction on multiple occasions. Lilley is the school's 199th all-time Academic All-America selection. His honor marks the 12th time this decade that a Notre Dame baseball player has received Academic All-America recognition. The Irish baseball program now has seen 18 different players combine for 25 Academic All-America awards (since 1977), with Lilley becoming the 10th different Irish baseball player to be a first team Academic All-American. He is the seventh Notre Dame baseball player ever to repeat as an Academic All-American (the other six who have done so include Loughran, Peltier, Binkiewicz, Naumann, Stavisky and Sollmann).

**MAJOR STUDIES** – The Notre Dame baseball team's academic achievement is all the more noteworthy

when considering some of the challenging majors, notably: 2001 graduate and Academic All-America LHP **Mike Naumann** (science pre-professional), '02 graduate **Ken Meyer** (civil engineering), RHP **Brandon Vilorio** (graduated in '03 electrical engineering degree) and recent SS **Greg Lopez** ('06, pre-professional studies and anthropology double major). **Matt Weglarz** was enrolled in Notre Dame's prestigious MBA program while serving as a catcher with the Irish in 2007 while current senior **Ryan Connolly** is a pre-professional studies major.

**MEDIA GUIDE #1** – The 2006 Notre Dame baseball media guide was rated "best in the nation" during annual judging that is coordinated by the National Collegiate Baseball Writers Association (NCBWA) and the College Sports Information Directors of America (CoSIDA). The Irish baseball media guide has been rated among the nation's best since the late 1990s, including second-best in the nation for 1998, third in '99 and fourth in 2001. The guide has been judged best in District V eight of the past 10 years (second in '02) and narrowly finished outside the national top-eight from 2002-05.

**MESSAGE BOARD** – The scoreboard at Eck Stadium will never be the same, thanks to the 2001 addition of a state-of-the-art message board – through the generous gift of former Notre Dame catcher **Jim Montagano** and his parents, **Anthony and Mary Montagano**, who received a Notre Dame honorary monogram at the ND baseball alumni game in the fall of 2007 (Jim and his parents, all natives of Elkhart, Ind., are



# ND Baseball A-Z

## MULTI-SPORT ATHLETES

Notre Dame's history includes many multi-sport athletes. One of the best-known baseball/football players is **Johnny Mohardt**, who teamed with George Gipp in the backfield on Knute Rockne's 1920 national championship team, captained the 1921 baseball squad and played professionally in both sports (his teammates included such legends as Red Grange and Ty Cobb).



Johnny Mohardt

Future athletic director **Dick Rosenthal** pulled off another double ('51-'53), with two baseball letters and All-America basketball honors. Joining him on the diamond and the court was **Jim Gibbons**, who later served his alma mater as an assistant baseball coach and assistant vice-president. Former Washington Redskins safety **Pat Eilers** won a Notre Dame baseball monogram in '88 while **Frank Jacobs** ('91)—one of the top long-ball hitters in Irish history — started at tight end for the 1988 national championship football team. **Irv Smith**, a starting tight end in '92, earned baseball letters in 1990 and '91. Shortstop **Paul Failla**, a third-round California Angels draft pick ('94), was a backup QB on the 1993 football team while **Scott Sollmann** led the '94 Irish with a .402 batting average and saw football action as a special teams player and reserve wideout ('94-'95). Quarterback **Joe Theismann** — a 39th-round draft choice of the Minnesota Twins ('71) — played six baseball games with the Irish in 1970, also playing in various summer leagues.

The two-sport tradition lived on in recent teams, as **Jeff Samardzija** quickly became one of Notre Dame's top pitchers (5th-round draft pick of the Chicago Cubs) while emerging as a two-time All-American and record-setting talent at wide receiver with the Irish football team. Samardzija owns a pair of single-season receiving records (receptions and yards), shares another (receptions) and holds all three career receiving marks (receptions, yards and touchdowns).

**Evan Sharpley**, **Golden Tate** and **Eric Maust** each suited up for the Irish on the gridiron this fall. Sharpley, who saw action in eight games and started two in 2007, served as the backup quarterback in 2008. Sharpley is the only Irish player to ever throw multiple touchdown passes (five in '07) and hit multiple home runs (13 in '08) in the same academic year. Tate led Notre Dame in receptions (58), receiving yards (1,080) and touchdowns (10). He became the fifth Irish wideout to ever eclipse 1,000 yards receiving in a single season. Maust punted 54 times for 2,218 yards — good for an average of 41.1 per boot. He dropped 16 inside the 20-yard line and eight sailed 50 yards or longer.

pictured below). The Amber AF-4110 Galaxy 64-shade Message Center measures 24 by 144 feet, provides up to three lines of text and can process imported graphics and in-game statistics through a multitude of animated patterns. The board can display a running clock and can be used as a marquee to promote events. Montagano remains one of the top offensive catchers in Notre Dame history, batting .325 with 10 home runs and 72 RBI in the 1978, '79 and '81 seasons.

**MR. PRESIDENT** — Former Irish centerfielder Dick Nussbaum ('74) serves as president of the Notre Dame Alumni Association. He also acts as second vice president for the Notre Dame Monogram Club. Nussbaum led the 1973 Irish baseball team in batting average as



**NO-HITTERS ... AND NEAR-MISSES** — Notre Dame pitchers have posted nine known no-hitters (see p. 197), including two by Norwood Gibson in the late 1800s. Recent solo no-hitters have come from Brian Piotrowicz (2-0 vs. Ball State; 5/11/88; 7 IP, 24 batters, 4 Ks, 3 BB) and LHP Don Wolfe (10-0 vs. Butler; 4/20/75; 7 IP, 12 Ks, 2 BB). The most recent 9-inning no-hitter came in 1949, when Bob Nemes, Dick Smullen and Tony Lipton each had 3.0 IP in a 12-0 win over Pensacola. Mike Mandjak is the most recent to toss a solo 9-inning no-hitter (5-0 vs. University of Chicago, in '38). One of the program's biggest moments nearly happened May 12, 1999, when three pitchers came within one strike of the program's first 9-inning no-hitter in 61 years. A pair of seniors faced 13 batters over the first four innings in that 1-0 win over eventual national champ Miami (UM's first shutout loss in 248 games). Alex Shilliday (above left) kept Miami off-balance with his changeup (4 Ks, 2 BB, caught stealing) before lefty Chris McKeown (center) took the mound (2 IP, 4 Ks, 1 BB, pickoff to second). All-American Aaron Heilman (right) closed with five strong innings (72 pitches, 7 Ks, 4 groundouts, 3 BB), allowing a 2-out, 1-2 single by Mike Rodriguez in the 9th before striking out future USA teammate Manny Crespo (2-2 slider).

Recent RHP Chris Niesel was one out away from no-hitting West Virginia in a 7-inning series opener on May 3, 2003, with the Irish winning that pitchers duel (1-0) while Niesel had nine Ks, one walk and allowed a late bunt single. Fans at Eck Stadium on April 18, 2007, then were treated to a very rare sight — as current ND senior LHP Sam Elam and Purdue RHP Matt Bischoff combined to allow no hits through the first 7-plus innings. Elam (6 BB, all in first 6 IP) allowed his only hit (9 IP) with two outs in the 8th while Bischoff's perfect game ended on a lead-off single from Jeremy Barnes in the 9th (the Irish won, 1-0 in the 10th). Elam was the first Irish pitcher with a 1-hit, 9-inning stint since the record-setting 25-1 win over South Alabama in the 2002 NCAA Regional at Eck Stadium. RHP Grant Johnson faced only 30 batters that day and became the 13th pitcher ever to toss a no-hitter or 1-hitter in the NCAAAs (8 Ks, 1 BB, 2 hit batters).

a junior (.333) and totaled just four career errors while patrolling centerfield. He is part of one of the most successful father-son combinations in the history of Notre Dame baseball, as his son Matt played a number of positions with the Irish and was a two-year starter, in addition to serving as a senior captain in 2000 before later following in his father's footsteps as a graduate of the Notre Dame Law School ('04).

**NAMESAKES** — There are two monogram-winning grandfather/grandson combinations in ND baseball: 3B **Dennis O'Keefe** ('31, captain) and OF **Pat O'Keefe** (lettered '96, '97); and pitchers Jack ('45) and **Jess Stewart** ('07). Outfielder **Steve Andres** ('06) was a fourth-generation ND student whose great-grandfather **William Andres** was a Notre Dame catcher from 1916-18.



Jack and Jess Stewart

**NATIONAL PLAYERS OF THE WEEK** — ND's **Brian Stavisky** opened 2001 by batting .692 (9-for-13) and reaching base 10 consecutive times at the Mississippi State Classic. He was recognized by *Collegiate Baseball* as national player of the week and was the National Collegiate Baseball Writers' national "hitter of the week." His 10 consecutive times on base included hits in his final two ABs vs. New Orleans and a 3-for-3 (2 BB) later that day vs. Mississippi State (plus hits in his first three ABs vs. MSU the next day). **Aaron Heilman** was named by *CB* as national pitcher of the week twice in 2000, after 12 Ks in a 6-4 win over Georgia on March 5 and 18 Ks at West Virginia on April 15 (3-1, 10-inn.). The 25-1 win over South Alabama in the 2002 NCAAAs resulted in 2B **Steve Sollmann** and RHP **Grant Johnson** earning national player and pitcher-of-the-week honors (see Double Domination note) — while current senior catcher **Sean Gaston** earned national player-of-the-week honors after starting his career batting 10-for-12 at the Florida Atlantic Classic (plus a game vs. Florida Memorial), on Feb. 27-29, 2004. Recent 1B/OF **Craig Cooper** earned national hitter-of-the-week (NCBWA) honors in the final week of the 2005 regular season, after batting .565 with 13 RBI (13-for-23, 8 R, 2 HR, 2 BB, HBP) in games vs..

Pittsburgh, USC (2) and West Virginia (3). He repeated national player-of-the-week honors in 2006 (from *CB* and *Rivals*), after batting a combined 10-for-19 with 13 RBI, 9 runs scored and 4 home runs in midweek games versus Toledo and IPFW, plus the weekend series with Rutgers.

**NCAA STAT CHAMPIONS** — Seven Notre Dame players have ranked first in an official NCAA season stat: **Shaun Fitzmaurice** (0.34 triples/gm, '64), **Dan Peltier** (32 doubles, '89), Scott Sollmann (11 triples, '95), **Aaron Heilman** (1.61 ERA, '98; also 6th in 2001, at 1.74), **Steve Stanley** ("hardest to strike out" in '02; 24.64 ABs per K; 271/11), **Craig Cooper** (79 runs, in '06) and **Brett Lilley** (31 HBP, 0.56 per game).

**NINETIES** — Notre Dame posted the seventh-highest winning percentage among D-I baseball teams in the 1990s (.724, 440-168), behind Wichita State, Miami, Clemson, Florida State, LSU and Delaware. The Irish will enter 2009 having won 70.9% of their games from 1990-2007 (822-336-4).

**NUMBER ONE** — The 2001 Notre Dame baseball team claimed the first number-1 ranking in program history, in the April 23 *Collegiate Baseball* poll (also #1 in the *CB* and *Baseball America* polls the next week). An unprecedented four Notre Dame teams were number-1 in 2000-01 (also women's soccer, men's fencing and women's basketball).

**OFFENSIVE MACHINE** — Notre Dame has posted many noteworthy pitching feats but the batters took their place in the sun during a 16-day stretch in 2002 — winning 23-1 win over Detroit (7 inn.) and 25-1 over top seed South Alabama, in the NCAA Regionals (both at Eck Stadium). It marks the only time in the program's 116-year history that a team has posted multiple wins by 20-plus runs while it had been 101 years since an ND team had topped 23 runs more than once (the 1901 team had games with 23 and 25 runs).

The Detroit game featured ND's 10 first-inning runs, with senior 3B **Andrew Bushey** collecting five of his record-tying seven RBI in the inning. Junior LF **Brian Stavisky** (5-for-5, 5 R) joined Bushey (4-for-6) in leading a 28-hit attack (plus 6 BB). That game was overshadowed in the win over South Alabama. Sophomore 2B **Steve Sollmann** (see "Double Domination") set or tied several NCAA and ND records (6-for-7, 7 RBI, 6 R, HR, 2 3B) and the team-record 32 hits were one shy of the NCAA Tournament record — with ND's 59 total bases







**OMAHA** – Notre Dame's historic 2002 baseball season saw the Irish return to Omaha, Neb., for the College World Series – the program's first CWS appearance since 1957. The Irish were a fan favorite and helped attract record-setting crowds to Rosenblatt Stadium, with a stunning 5-3 comeback victory over Rice sandwiched around a pair of narrow defeats to Stanford (4-3, 5-3).



(5 HR, 3 3B, 6 2B) blowing away that NCAA record (51). The Irish started that game batting 13-for-18, with top performers including senior C **Paul O'Toole** (5-for-5; second time ND teammates 5-plus hits in a game, first since 1903), senior CF **Steve Stanley** (4-for-5, 4 R), four with three hits and freshman reserve **Brent Weiss** (repeated his grand slam from Detroit game). The 25 runs ranked sixth in ND history (most since '82) while the 24-run margin has been bested only once in the program's 3,541 all-time games. The Irish equalled the output of 25 runs and scoring margin of 24 runs in a 25-1 rout of Georgetown on March 20, 2008.

**OHIO** – Several Ohio natives have played key roles for Notre Dame baseball, with the 2002 College World Series team featuring five starters from Ohio, led by four seniors – DH **Matt Bok** (Akron), 3B/C **Andrew Bushey** (Boardman, near Youngstown), C/3B **Paul O'Toole** (Cleveland suburb of Lakewood) and CF **Steve Stanley** (Upper Arlington, near Columbus) – plus sophomore 2B **Steve Sollmann** (Cincinnati). Another Upper Arlington native, recent SS **Greg Lopez**, joined the Irish in '03 (as did former SS **Brett Lilley**, a North Canton product, in '04). The 2009 roster features one Buckeye State native in sophomore RHP **Cole Johnson**.

**OPPONENTS** – ND has faced 296 opponents entering its 117th year of varsity baseball. Recent first-time opponents include: James Madison, Florida Int'l, Missouri and Oakland ('99); North Florida and Akron (2000); Florida Atlantic, New Mexico, Pacific, Sam Houston, South Florida, UC Santa Barbara (2001); Fairfield, Sacred Heart, Ark.-Little Rock, Rochester and Rice ('02); Newman, Jacksonville and IPFW ('03); San Diego St., Florida Memorial, Texas Tech, Winthrop and UC Irvine ('04); Florida A&M and South Dakota State ('05); the College of Charleston ('06); Prairie View A&M, UNC Wilmington, Coastal Carolina, N.Y. Tech, Florida Gulf Coast, Webber International and Franklin (all '07); and Liberty, Albany, Lehigh, Texas A&M-Corpus Christi, Buffalo and Mississippi Valley State ('08). Two first-time foes are on the 2009 slate: Gonzaga and Grambling. After those games, the program will have faced 191 of 283 current D-I teams (68%). ND's most common opponents: Northwestern (130 games), Western Michigan (128), Michigan State (125), Michigan (121), Wisconsin (119) and Purdue (118). Noteworthy teams that ND has yet to face ('09): Oklahoma State, Kansas, Maryland, VCU, East Carolina, Southern Mississippi and UNLV.

**PELTIER** – Notre Dame outfielder **Dan Peltier** ('87-'89) was an academic and athletic All-American, with his .406 career batting average still ranking first in the program's history (he ranks second with 60 doubles and 202 RBI). Peltier played in the Major Leagues with the Texas Rangers and San Francisco Giants.

**PLAYERS OF THE YEAR** – Notre Dame players have been named conference player or pitcher of the year 12 times (since '83). Third baseman **Brant Ust** and RHP **Brad Lidge** were the fourth set of teammates to win the BIG EAST's top awards in the same season ('98), with RHP **Aaron Heilman** and CF **Steve Stanley** ('01) becoming the sixth pair to earn the top BIG EAST honors – followed by RHP **Jeff Manship** and 1B **Craig Cooper** in 2006. Heilman also earned the top pitcher honor in 2000 (as did **Chris Niesel** in '03), with Stanley becoming the BIG EAST's first repeat player of the year ('02). Ust was the third sophomore named BIG EAST player of the year, joining former Seton Hall great Mo Vaughn and UConn's Jason Grabowski. Three others were player of the year in the Midwestern Collegiate Conference (no pitcher award): CF **Dan Peltier** ('89), CF **Eric Danapilis** ('93) and LHP **Tom Price** ('94).

**PRIMETIME PLAYERS** – Several Notre Dame players have cranked up their production in the NCAA's, including OF **Kris Billmaier** ('03) and 2B **Steve Sollmann**. Billmaier owned only a .271 career batting average in regular-season games but was a clutch performer in the NCAA's,



**Kris Billmaier**

batting .448 (39-for-87) in 19 games of the 2000-03 NCAA Regionals, the 2002 Super Regional at Florida State and the '02 College World Series (his career NCAA stats include 20 RBI, 9 runs, 8 doubles, a triple, 9 walks). Sollmann hit .360 overall, including .462 in 22 NCAA games (43-for-93, 18 RBI, 23 R, HR, 3 3B, 2 2B, 8 BB, 9 SB). Dating back to 1989 (when ND made its first NCAA appearance since 1970), Sollmann and Billmaier rank second and fourth on the Irish list for career NCAA Tournament batting average (min. 20 ABs), with infielder **Matt Haas** sparkling for a .514 batting average in the 1992-94 Regionals (19-for-37, 15 RBI, 6 R, HR, 2B, 3 BB).

**REGIONAL FINALS** – ND advanced to the NCAA regional final round every year from 2000-05.

**PRO PARKS** – Notre Dame recently has played at several pro parks, including two college games and the 2001 exhibition vs. the Tampa Bay Devil Rays at their spring training site, Florida Power Park (pictured), plus 2002, '04 and '05 games in Texas at both Dell Diamond (home of triple-A Astros affiliate Round Rock Express) and Wolff Stadium (double-A San Antonio Missions), plus '06-'08 games at Wolff and the 2008 Whataburger Classic at Whataburger Field (home of the double-A Corpus Christi Hooks, also an Astros affiliate). The Irish also played Dayton in '05 at HoHoKam Park (Chicago Cubs spring-training; Mesa, Ariz.) while the 2006 and 2008 BIG EAST Championship were each held in Clearwater, Fla., at Bright House Networks Field (spring training for the Philadelphia Phillies; also site for '09 BET) and the 2007 BIG EAST Championship was in Brooklyn, N.Y., at Keyspan Park (home to the Brooklyn Cyclones, Mets single-A). ND played at another elite minor-league facility in 2007 (Coastal Federal Field; Baseball at the Beach tournament in Myrtle Beach, S.C.).

Previous Irish teams have played at three Major League parks, in '95 and '96 tournaments at the Seattle Kingdome, facing the Univ. of Pittsburgh at Three Rivers Stadium in '98 and last season's meeting with Northern Illinois at U.S. Cellular Field. The Irish also have played BIG EAST Tournament games at minor-league Dodd Stadium (Norwich, Conn.), Waterfront Stadium (Trenton, N.J.) and Commerce Bank Ballpark (Bridgewater, N.J.) while ND and Michigan annually played at Old Kent Park (now 5th/3rd Bank Ballpark), near Grand Rapids from 1995-2008. The Irish also played at the 1998 ACC Blast in Orlando (Atlanta Braves' spring training; Disney Sports Complex) and in the 2000, '03 and '06 Hormel/DQ Classics at the Minnesota Metrodome.



Former ND first baseman **Joe Thaman** visits with **Vinny Castilla** at the 2001 exhibition vs. the Devil Rays.

# ND Baseball A-Z

Only six others (Texas, Miami, Rice, South Carolina, Stanford and LSU) can make that claim.

**REUNION** – Notre Dame's 1957 College World Series team held its first-ever reunion in the fall of 2001 – on campus the weekend of the ND-Michigan State football game. For many, it marked the first time they had seen one another since the '57 CWS. The reunion proved to be a good omen for the Irish baseball program, which eight months later made its first return to Omaha since that 1957 season. The reunion coincided with ND's alumni game and the '57 players had a chance to socialize with the 2002 squad at an informal dinner. Key players from the 1957 team were selected for a video interview session that documented the historic season. All starting position players were on hand, aside from deceased outfielder Gene Duffy.



**ROAD WARRIORS** – Despite the sweep by USF to end the 2008 regular season, Notre Dame finished the regular season 11-5 on the road. The Irish won just four games on the road in all of 2007 (4-11). Notre Dame, which put together a seven-game road winning streak, had not won seven straight road games since the 2006 campaign. The Irish also opened BIG EAST play with seven straight road wins. The Irish had never opened 7-0 on the road in conference play. In fact, Notre Dame had won seven straight BIG EAST road games just once before in school history (2006).

Notre Dame won 10 BIG EAST road games in 2008. The Irish fell one victory shy of breaking the single-season record for most BIG EAST victories in school history. The Irish won 10 league games in both 1999 and 2002.

**SCHRAGE, DAVE** – Notre Dame's third-year head coach (see pp. 78-81) previously was a finalist for 2000 national coach-of-the-year honors (at Northern Iowa) but the Chicago native's most impressive season – in a coaching career that spans part of three decades – came in his fourth season at Evansville (2006). That Aces team won the regular-season title in the rugged Missouri Valley Conference and then went out and claimed the MVC Tournament title (in a tough environment, at Wichita State). Evansville then exploded for double-digit wins over the host team Virginia and South Carolina at the NCAA Charlottesville Regional, ending up one win shy of reaching the super-regional round. ND's 15-3 win at Rutgers on April 28, 2007, presented Schrage with his 500th career coaching victory (pictured below).



**SCORING STREAKS** – Notre Dame saw its team-record scoring streak end May 15, 2002 (11-0 vs. Rutgers) and made a run at breaking that record with a 215-game

**REGIONALS** – Notre Dame's Eck Stadium was the site of NCAA Regional action in 1999, 2001, '02 and '04 (only Florida State, LSU, Stanford and Miami hosted more Regionals in that six-year span). Cal State Fullerton advanced from the '99 Regional, which included the Irish, Creighton and Michigan. The event was well received by the community, with a near-record crowd of more than 2,100 for the opener versus Creighton (pictured). Notre Dame previously had played host to NCAA baseball action in 1949 and '59 (when opening games were comprised of geographically-based playoffs). Eck Stadium welcomed UC Santa Barbara, Florida International and Wisconsin-Milwaukee to tangle with Notre Dame in the 2001 Regional, with the Irish then winning the 2002 Regional that featured South Alabama, Ohio State and Kent State – while the 2004 participants included UC Irvine, Kent State and eventual College World Series entrant Arizona.



scoring streak from 2002-06 (ended in an 8-0 loss to Minnesota, at the Metrodome). The Irish scored in the final 57 games of '99, every game of 2000 (64) and '01 (63), and in the first 46 of '02 – for a 230-game scoring streak that stretched back to a 12-0 loss at Florida International (Feb. 21, 1999). The recent streak included the final 21 games in 2002 and 63 games each year from 2003-05 (plus five games in '06), yielding runs in 445 of 446 games prior to the shutout loss versus Minnesota. The previous record, a 132-game scoring streak, began with the first game of the Paul Mainieri era, a 10-6 loss to Texas at the Anaheim Classic, on Feb. 24, 1995 (the Irish were shut out by Auburn, 8-0, in the '94 NCAAAs at Clemson). That streak ended versus Texas Pan-American (2-0) in a 7-inning game on March 10, 1997 (in San Antonio). Notre Dame scored in 98% of its games (842 of 859) from 1995-2008. Other previous long scoring streaks were 121 (April 23, 1930-May 26, 1937) and 103 games (May 25, 1907-May 17, 1912).

**SHUTOUTS IN THE NCAAAs** – **Chuck Symeon** and **Danny Tamayo's** careers at Notre Dame are separated by more than 40 seasons, yet they are the only members of an exclusive club – by virtue of tossing shutouts in NCAA Championship play (two of just three shutouts ever posted by Notre Dame in 68 all-time NCAA games). Symeon's win capped his string of 14 shutout innings at the 1957 College World Series, as he opened the Colorado State game with four no-hit innings (the Irish won 23-2) before returning the next day (June 10) to eliminate favorite Texas, 9-0. The junior paced himself by holding back his patented fastball while scattering five singles and five walks, with seven strikeouts, three double plays and a pickoff. Tamayo's shutout came at the 2000 Starkville Regional, with the Irish facing elimination in front of a raucous crowd of 10,000-plus rooting mostly for homestanding Mississippi State. Tamayo – who had completed a successful return from "Tommy John" reconstructive surgery but had pitched sparingly in 2000 – shackled the potent Bulldogs with his tough changeup. His 105-pitch gem marked the first time since 1983 that Mississippi State was blanked in an NCAA regional (ending a 59-game regional scoring streak). Tamayo took a no-hitter into the 7th inning and faced just 30 batters, with one strikeout, 10 groundouts and 15 flyouts in his longest career outing (his previous best was five innings, two weeks earlier versus Rutgers).

**SIX-HIT CYCLE** – **Alec Porzel** was more than just an observer in Notre Dame's 22-18 loss to Pittsburgh on May 7, 2000, at Eck Stadium – batting 6-for-6 and hitting for the cycle, including a traditional and an inside-the-park home run. He was the first player with six hits in 108 years of Notre Dame baseball and first to hit for the cycle since at least the mid-1980s (boxscores incomplete) – with the addition of an inside-the-park home run making his day more unique. Porzel tied the BIG EAST hit record and his 15 total bases were three shy of that BIG EAST record. The six-hit game included: an RBI triple to right-center in the 1st (1 out, 0-2 pitch); a two-out, 2-1 hit to shallow left-center that kicked past the sliding centerfielder and rolled to the track for a 3rd-inning HR; a 2-out, first-pitch single to center in the 5th; and three straight leadoff hits in

the 7th (full-count double to left-center), 8th (2-2 home run to left) and 9th (1-0 single to the left side).

**STREAK BUSTERS** – Notre Dame's 10-4 win in the 2002 NCAA Super Regionals halted Florida State's 25-game win streak, an Atlantic Coast Conference record and one of the longest streaks in D-I baseball history. Ending noteworthy streaks has become a tradition for Notre Dame teams:

- Nov. 17, 1957 – Dick Lynch's TD provides the only scoring as the Notre Dame football team wins at 2nd-ranked Oklahoma (7-0), ending the Sooners' 47-game win streak (still the NCAA record).
- Jan. 19, 1974 – Dwight Clay's jumper from the corner provides the winning points as the Irish basketball team halts UCLA's 88-game win streak (still NCAA record) in a 71-70 thriller.
- Oct. 2, 1994 – The Notre Dame women's soccer team plays to a 0-0 tie with perennial power North Carolina in St. Louis, stopping UNC's 92-game win streak (still an NCAA record) ... one year later, the Irish claim the national title with College Cup wins over UNC and Portland.
- Jan. 15, 2001 – Notre Dame women's basketball stuns Connecticut, 92-76, to halt UConn's 30-game win streak and help vault ND on to the national title.
- June 7, 2002 – ND baseball ends No. 1 Florida State's 25-game win streak (10-4, at Howser Stadium), in first game of NCAA Super Regional.

**SUPER SAVER** – Recent closer **Kyle Weiland**, third round selection of the Boston Red Sox in 2008, picked up a save in four straight outings (Apr. 8-16) against the likes of Valparaiso, Villanova (twice) and Northern Illinois. He finished the 2008 season with seven saves, which gave Weiland 25 for his career and moved him ahead of John Corbin (20, 1997-00), Ryan Doherty (20, 2003-05) and J.P. Gagne (20, 2000-03) for the Irish all-time record. He converted seven of his nine save chances in '08.

**30-30 RARITY** – Shortstop **Alec Porzel** became the first Notre Dame baseball player ever to reach 30 career home runs (vs. Detroit in '01) and 30 stolen bases, totaling 37 HRs and 32 SBs from 1998-2001 (in 239 games played). Catcher **Paul O'Toole** (31 HR, 54 SB, 239 GP) joined Porzel in the unique 30-30 distinction, blasting his 30th home run midway through the 2002 season.

**THREE-SPORT ATHLETE** – **Kevin Hardy** was one of the most versatile athletes in Notre Dame history, becoming the first Notre Dame athlete in 19 years to monogram in three sports for the same academic year ('64-'65). The football All-American ('66, '67) lettered on the '64-'65 basketball team and led the '67 baseball team in batting (.398).

**TRAVEL** – Notre Dame regularly travels to top-notch facilities and noteworthy cities. Since 1995, (including '09 trips), the Irish have visited: Fullerton, Long Beach and Los Angeles, Calif.; Seattle (Kingdome); Houston, San Antonio, Round Rock and Corpus Christi, Texas; 11 Florida cities (Miami, Orlando, Jacksonville, St. Petersburg, Tampa, Tallahassee, Boca Raton, Clearwater, DeLand, Ft.





**SUMMER STARS** – Current junior outfielder **A.J. Pollock** was named Cape Cod League Pat Sorenti Most Valuable Player in 2008. He joins a list that includes current MLB players Evan Longoria, Mike Fontenot, Carlos Pena, Darin Erstad and Jason Varitek. Pollock was just the second Notre Dame (and BIG EAST for that matter) player to ever capture Cape Cod League MVP. Dick Licini ('68) captured the award in 1968 as a first baseman for the Bourne Braves.

Pollock finished the regular season on the Cape leading the league in hits (61), doubles (15) and slugging percentage (.556). He ranked second in batting average at .377 – a clip that remained above .300 all summer long – as well as second in extra-base hits with 20. Pollock also ranked third in on-base percentage (.455) and runs scored (35). He smacked four home runs, drove in 25 RBI and stole 11 bases. Pollock started in center field as a West Division All-Star, going 2-for-3 at the plate, including a solo home run. He proved to be the perfect leadoff hitter for Falmouth, relying on his ability to make contact and put the ball in play, striking out only 24 times in 162 at-bats.

Three Notre Dame players made big names for themselves in the 2000 Cape Cod League, the nation's premier wood-bat summer league. (pictured, from left) Centerfielder **Steve Stanley**, outfielder **Brian Stavisky** and catcher **Paul O'Toole** were starters for the 2000 CCL all-star game (only Georgia Tech, with three, could match the Irish). Stanley led the league with .329 batting (2nd with 31 runs, 20 SBs) as leadoff man for the Brewster Whitecaps, alongside O'Toole (5th in the league with 4 HRs). Stavisky, the all-star MVP, was second in the CCL batting race (.324; 4th with 26 RBI, plus 3 HRs) and saw his Hyannis Mets fall to Brewster in the title game, 6-2.

Stavisky was an all-star with Hyannis in 2001, as was Irish second baseman **Steve Sollmann** with the Yarmouth-Dennis Red Sox, while Stanley was a 2001 summer All-American with the Great Lakes League's Delaware (Ohio) Cows. Several Notre Dame players led the Hays (Kan.) Larks to the title game of the 2000 and '01 National Baseball Congress World Series in Wichita: 3B **Andrew Bushey** and RHPs **Matt Buchmeier** and **Drew Duff** (in '00), and then RHP **J.P. Gagne** and 1B **Joe Thaman** (in '01). Gagne returned to the NBC World Series in '02, as a starter with the Alaska Goldpanners team that won the national title (2.98 ERA, 34 Ks, 13 BB, 46 hits allowed in 9 games/7 starts and 51.1 IP).

Four freshmen on Notre Dame's 2002 squad were invited to pitch in the CCL during the summer of '02 (**Grant Johnson** was slated to pitch for Brewster but was named to Team USA). **John Axford** pitched for Hyannis and **Chris Niesel** (3.42, 3-1, 25 Ks, 7 BB, 18 H, 23.2) with the Falmouth Commodores. Several were top performers in the summer of '03: 3B **Matt Macri** (2nd in CCL with 7 HRs; Brewster), Niesel (5th in CCL with 7 saves; Falmouth), OF **Craig Cooper** (.337, 38 RBI, 5 HR, 24 SB; Hays), closer **Ryan Doherty** (0.46, 3 SV, 28 Ks, 19.2 IP; Delaware) and DH **Matt Bransfield** (.381, 12 HR, 36 RBI; Colorado Sox), who later was a 2005 Alaska League all-star with the Mat-Su Miners (catcher **Sean Gaston** was a '05 and '06 CCL all-star with the Cotuit Kettleers). Current senior LHP **Sam Elam** was named the Jayhawk League's pitcher of the year (2.77, 7-0, 77 Ks) after leading Hays back to the NBC World Series. Current junior RHP **Steven Mazur** captured the same award in 2008 (0.99, 5-0, 69Ks).



Myers and Palm Beach), Atlanta, New Orleans, Boston, Washington, D.C., N.Y. City, Minneapolis (Metrodome), Myrtle Beach (S.C.), and Mesa, Phoenix and Tempe, Ariz.

**TRIPLE CROWNS** – Notre Dame's 2004 offense produced the BIG EAST's leaders in batting average during league play (sophomore OF **Craig Cooper**, .470), league home runs (7, by junior 3B **Matt Macri**) and league RBI (33, by sophomore DH **Matt Bransfield**) – the first time since 1989 (third time in league's history) that the same team had produced the BIG EAST champion in all three triple-crown categories. Cooper had his own triple feat in 2004, as he led the BIG EAST in conference batting, slugging (.712) and on-base pct. (.545). Former Notre Dame standout **Brant Ust** is the only other BIG EAST player to lead the league in all three cat-

egories ('98). Cooper repeated his unique feat in '06, with a .481 batting avg., .759 slugging and a .573 on-base pct.

**20-20-20** – Notre Dame in 2005 joined North Carolina (20-37-25), Oklahoma (29-23-39) and Texas (49-23-45) as the first schools to have qualified for at least 20 NCAA baseball tournaments (now 21), 20 NCAA men's basketball tournaments (38) and 20 postseason football games (now 27).

**WIN STREAKS** – Notre Dame's 17-game win streak in 2003 (March 24-April 14) was second-longest in the program's history and longest since 1991 – until the 2006 team's 23-game win streak (March 25-April 25) that is longest in 116-year of ND baseball. The previous record was an 18-game streak in 1991 while the 1907 team won 17 straight (part of a 21-game overall win streak, spanning

1906-07. Notre Dame hit .353 in the 23-game win streak, with a 2.81 staff ERA and only 24 errors during that 2006 month-long span without a loss.

Notre Dame recorded an 11-game winning streak in 2008, which began on April 4 and ended on April 19. The streak was the second longest in the country at the time. All but four (1997, 2000, 2005 and 2007) of the 14 previous seasons has featured at least one double-digit winning streak (with two in both 1998 and 2004). Over the streak, the Irish outscored their opponents, 92-38 (8.4 to 3.5). Notre Dame batted .367 and registered a 2.91 earned run average.

**ZOLNOWSKI** – RHP **Ray Zolnowski** is the final player on ND baseball's list of 865 letterwinners. The 800th (RHP **Ryan Kalita**) played in '02.

**TEAM USA (and more)** – Four Notre Dame baseball players have been members of the U.S. National Team (as amateurs). Outfielder **Shaun Fitzmaurice** was a member of the 1964 U.S. Olympic team that competed in Tokyo (baseball was an exhibition sport in '64). Infielder **Brant Ust** was named to the elite 22-man U.S. team that posted a 32-10 record in the summer of '98, advancing from a qualifying tournament in Nicaragua to the World Junior Championship in Italy. Ust – a regular at third base who finished as the USA's third-leading hitter (.378, 20 RBI) – and his USA teammates were introduced in pregame ceremonies of Major League games at Arizona's BankOne Ballpark and New York's Shea Stadium. Righthander **Aaron Heilman** played on the 1999 Team USA squad that toured Japan and 10 U.S. states. Heilman ranked as one of the staff's top pitchers (4-2, 2 saves, 3.84 ERA, 37 Ks, 12 BB, 41 H in 40 innings). Heilman and Ust were the only players on their respective USA teams who hailed from a school in the Midwest or Northeast. Righthander **Grant Johnson** then toured with Team USA in the summer of '02 (international tournament in the Netherlands and World Championship in Italy), helping post a team record for staff ERA (1.48) with a solid showing in five outings (3 GS, 1.80, 2-1, 25 Ks, 13 BB, 11 H in 20 IP).

Infielder **Matt Macri** was one of two members of the 2000 U.S. Junior National Team who was named all-tournament at the Junior Pan Am Games (Sonora, Mexico). Johnson helped the '01 U.S. Juniors post a best-ever silver-medal finish at the '01 Pan Am Games in Cuba, winning both his outings. Fellow righthander **John Axford** crossed paths with Johnson in Joplin, Mo., when he won a game vs. the U.S. as a member of Canada's Youth National Team. Current junior **Jeff Manship** was a staff ace for the 2003 U.S. Junior National Team, with his starts at the Junior Pan Am Cup (0.84, 1-0, 20 Ks, 5 BB, 6 H, 10.2 IP) including a 15-strikeout outing vs. homestanding Curacao (10-1, in 9-inning game). He earlier was a middle reliever with the 2001 U.S. Youth National Team that won the World Championship in Vera Cruz, Mexico. Recent Irish outfielder **Cody Rizzo** played for the 2000 U.S. Youth National Team, winning the Pan Am Championship (Monterrey, Mexico). Another recent player, **Joey Williamson**, was a top pitcher for the 2002 U.S. Youth National Team (Pan Am Games runner-up).

Three former Notre Dame players recently competed with USA national teams that were comprised of professional players. Ust and lefthander **Chris Michalak** were members of the United States team that competed in the Netherlands at the 2005 Baseball World Cup while their fellow Notre Dame baseball alum **Brad Lidge** was a member of the elite pitching staff for Team USA at the inaugural World Baseball Classic (held during March of 2006, in Japan, Puerto Rico and the U.S.).



Johnson



Heilman



Macri



Axford



Manship



Fitzmaurice



Ust

# Where are They Now

Leagues, 22 other current professional players (plus 27 former), nine lawyers/current law students, five medical/dental-school students, eight master's degree graduates/students, three engineers, five involved in medical sales, 10 college/high school coaches, four commodity brokers, three teachers, a sports agent, a contractor and a town mayor – plus others who are involved in areas such as youth services, accounting, computers, sales, athletics administration, technology, advertising, graphic design, banking, real estate, consulting and construction administration. Here's the list (as of Jan., 2009):

Player (MW Years)	Postgraduate Endeavors
Craig Allen ('94-'96)	In-house trader with Marquette Partners (Chicago); played two seasons in the Los Angeles Dodgers organization
Mike Amrhein ('94-'97)	Former grad. assistant coach at Toledo ('04); teacher/coach in Chicago area (winters '99-'02); spent six seasons in Cubs org. (reached AAA)
Steve Andres ('03-'06)	Working for a wine distributor in Colorado
John Axford ('02-'03)	Entering second season as member of the Milwaukee Brewers organization, after signing as a free-agent
Mike Balicki ('95-'97)	CYO athletic director in Seattle; former counselor at facility for abused and neglected children/special-education teacher
Scott Bickford ('05)	Vas Tech software system analyst in Annapolis, Maryland
Kris Billmaier ('00-'03)	Founded YouBeQB website; business development account exec. for Digeo Inc. (Kirkland, Wash.); played in '03 with the Detroit Tigers org.
Matt Bok ('00-'02)	Former assistant coach at Georgetown, now pursuing master's degree; played three seasons of pro ball, two in the Los Angeles Dodgers org.
Matt Bransford ('03-'06)	Internal wholesaler for Mainstay Investments (New York City); played in 2006 with the Frontier League's Gateway Grizzlies
Ross Brezovsky ('05-'08)	Director of Baseball Operations at LSU under former Notre Dame skipper Paul Mainieri
J.J. Brock ('95-'98)	Asst. at Georgetown ('08- ), Toledo ('05-'07), St. Mary's, Calif. ('02-'03); teacher/coach at Sierra HS (Colo. Springs); 3 yrs in Diamondbacks org.
Randall Brooks ('95-'97)	Executive pharmaceutical sales representative with GlaxoSmithKline (Chicago); current board member with ND Monogram Club
Matt Buchmeier ('99-'02)	CPA with KB Parrish (Indianapolis); received master's degree in accounting from Indiana University (2007)
Andrew Bushey ('99-'02)	Enrolled in final year of dental school at Case Western Reserve; played in Colorado Rockies organization ('03)
Mike Carlin ('98-'01)	Award-winning salesman for Stryker (medical device company); recently promoted to MidSouth regional manager
Scott Cavey ('97-'00)	Partner in financial planning/wealth management firm QA3 (Omaha, Neb.); previously with Paine-Webber and Edward Jones
Ben Cooke ('98-'01)	Lawyer with Jones Day (Cleveland); formerly of Fulbright & Jaworski, LLP (San Antonio); University of Dayton law school graduate
Craig Cooper ('03-'06)	Entering fourth season as member of San Diego Padres organization (7th-round draft pick)
John Corbin ('98-'00)	First-year pitching coach/recruiting coordinator at Bradley, held same position at Eastern Kentucky ('03-'08); played three seasons in Cubs organization
Pat Davis ('96-'98)	Baseball coach and athletic director at his alma mater, Texas Military Institute (San Antonio); plans to pursue master's in education
Craig DeSensi ('92-'95)	Involved in sales of spinal implants for Medtronic Sofamor Danek (Louisville), attending surgeries to oversee use of equipment
Danny Dressman ('04-'07)	Working for Apple Computers in the Silicon Valley while living nearby, back in his hometown of San Jose, Calif.
Drew Duff ('99-'02)	Registered Representative with TradeStation Securities (Chicago)
Mike Dury ('04-'07)	Real estate investment officer for PR Mortgage & Investment (Carmel, Ind.); firm helps finance multi-family housing and healthcare facilities
Matt Edwards ('02-'05)	Played in Frontier League with Evansville Otters in '06 (all-star) and '07; played '05 season in Phillies organization (14th-round draft pick)
Jeff Felker ('97-'00)	P&C brand manager with USAA financial services (San Antonio); former merch. mgr. for Maytag (Polk City, Iowa); one year in Cubs org.
Todd Frye ('97-'98)	V.P. of product management at ABN AMRO Services (Chicago); received MBA from Northwestern's Kellogg School of Management ('05)
J.P. Gagne ('00-'03)	Played two seasons in Colorado Rockies organization (13th-round draft pick in '03); Managing Director of Fixed Income Sales, Guggenheim Capital in Chicago
Sean Gaston ('04-'08)	Works in loan & financial aid office at A.T. Still University (Kirksville, Mo.); married Heidi Jo Hansen ('07) Dec. 27 in Glenville, Mo.
Brett Graffy ('06-'08)	Entering second season as member of the Chicago White Sox organization (2008 draft pick)
Allen Greene ('96-'98)	Member of ND athletic's development (formerly with compliance); worked for Shamrock Net Design ('01-'03); three seasons in Yankees org.
Aaron Heilman ('98-'01)	Made Major League debut with New York Mets in 2003 (now with Seattle Mariners); entering ninth season of professional baseball (1st-round draft pick in '01)
Gregg Henebry ('94-'97)	Senior account executive with NetTeks Technology Consultants (private systems integration firm in Boston)
Mike Holba ('02)	Sales associate at Nat Sherman International, purveyor of luxury goods (N.Y.C.); former Media buyer/network content mgr with Carat USA
Grant Johnson ('02-'04)	Signed with Cubs organization late in summer of 2004, as a 2nd-round draft pick; entering fifth season in Cubs organization
Tyler Jones ('03-'04)	Accountant with Grant Thornton (Dallas)
Ryan Kalita ('02-'03)	Played two seasons in the Chicago Cubs organization
Tim Kalita ('97-'99)	Played six seasons in the Detroit Tigers organization, reaching triple-A Toledo in the 2002 and '03 seasons
Dan Kapala ('04-'05, '07)	Entering third season as member of the New York Yankees organization (2007 draft pick)
Mike Knecht ('98)	Technology consulting manager (Orange County, Calif.), formerly with SOA Software and Oracle; VP with ND Club of Orange County
Tim Kraus ('92-'95)	Equity trader with Gartmore Global Investments (Philadelphia); played three seasons in Chicago White Sox organization
Wade Korpi ('05-'08)	Entering second season as member of the Florida Marlins organization (2008 draft pick)
Matt Laird ('00-'03)	Third-year law student while working for Hendricks Sports Management; played 2003 season in Cubs organization
Dan Leatherman ('97-'98)	Works at CF Swingtown Baseball Academy (Chicago); worked at Ernst & Young (San Francisco); two seasons in Twins organization
Brad Lidge ('97-'98)	One of MLB's top closers with Philadelphia Phillies; entering 12th season of professional baseball; pitched in '06 World Baseball Classic
Brett Lilley ('05-'08)	Entering second season as member of the St. Louis Cardinals organization (2008 draft pick)
Bob Lisanti ('92-'94, '96)	Sports agent with Chicago-based RMG Sports Management; played four seasons in Cubs organization (reaching triple-A)
Greg Lopez ('03-'06)	Attending medical school at the University of Texas-San Antonio; drafted by the Toronto Blue Jays in 2006 (dnp due to injury)
Matt Macri ('02-'04)	Entering sixth season of pro ball (now with Minnesota Twins org.; prev. with Colo. Rockies); made MLB debut with Twins in 2008
Jeff Manship ('05-'06)	Entering fourth season as member of the Minnesota Twins organization (14th-round draft pick in 2006)
Chris McKeown ('97-'99)	Finance director for national account sales team with Cardinal Health (Gurnee, Ill.); received 2003 Finance Leadership Award
Ken Meyer ('99-'02)	Structural engineer for CON/SPAN Bridge Systems (Dayton); pursuing structural engineering masters (University of Cincinnati)
Larry Mohs ('94-'95, '97)	Ziff Brothers trading operations manager (N.Y.C.); finance MBA (Montclair State), pursuing Ph.D. in business admin. (Touro Univ.)
Tim Murray ('02, '04)	Working with Deloitte (health care consulting) in Chicago







*Andrew Bushey*



*Allen Greene*



*Matt Strickroth*

Player (MW Years)	Postgraduate Endeavors
Mike Naumann ('98-'01)	Graduate of Baylor College of Medicine (Houston, Texas); was member of UT-Houston rec. sports flag-football champs
Alex Netthey ('03-'06)	Real-estate agent for American Invesco Realty (Chicago)
Chris Niesel ('02-'04)	Played five seasons of professional baseball, most recently with the Cleveland Indians organization (9th-round draft pick in 2004)
Matt Nussbaum ('99-'00)	Lawyer for the NHLPA (Toronto); clerked for federal district judge Edward Harrington (Boston); Notre Dame Law School graduate ('04)
Peter Ogilvie ('01-'03)	Product manager and graphic designer for Consolidated Foam, Inc. (Buffalo Grove, Ill.)
Tom O'Hagan ('97, '98)	Attending New York Medical College (4th Year); master's in education from Notre Dame's ACE program; ran L.A. Marathon for charity
Pat O'Keefe ('96-'97)	Assistant county prosecutor for Kent County Prosecutor's Office (Grand Rapids, Mich.); Detroit College of Law graduate ('03)
Paul O'Toole ('99-'02)	Wholesaler for Evergreen Investments (Charlotte, N.C.); appeared on Family Feud with wife Amy and in-laws; four years in Cubs org.
Christian Parker ('95-'96)	Played 11 years in pro baseball, most recently with Rockies organization; pitched for New York Yankees in 2001
Jeff Perconte ('97-'00)	Asst. U.S. Attorney in the Northern District of Illinois (Chicago, Ill.); Notre Dame Law School graduate ('03)
Alec Porzel ('98-'01)	Attending grad school at Univ. Akron (biomed. eng.); former eng. at Aircraft Braking; info. mgmt. with Aspen Pub.; one yr. in Red Sox org. ('01)
David Phelps ('05-'08)	Entering second season as member of the New York Yankees organization (2008 draft pick)
George Restovich ('94-'96)	Attorney for Blumenfeld, Kaplan & Sandweiss (St. Louis); SLU Law School ('00); U-18 coach; spent one year in Tigers organization
Rowan Richards ('93-'96)	Futures trader with Marquette Partners (Chicago); played four seasons in Texas Rangers organization
Cody Rizzo ('03-'06)	Traveling the world and working for his family's construction business (Rizzo Construction) in southern California
Jeff Samardzija ('04-'06)	Entering fourth season as member of Chicago Cubs organization (5th-round draft pick in 2006); made MLB debut in 2008
Javi Sanchez ('01-'04)	First-year full-time assistant coach at LSU; played four seasons as member of Minnesota Twins organization (14th-round draft pick in 2004)
Rich Sauget ('94-'96)	Mayor of hometown (Sauget, Ill.); former field manager/personnel director for Gateway (IL) Grizzlies; three seasons in White Sox org.
John Seabaugh ('06-'07)	Working in sales with NIBCO (Northern Indiana Brass), based in Dallas
Darin Schmalz ('94-'97)	Associate director with JP Morgan in Chicago (middle market capital markets); MBA from DePaul ('01); one season in Dodgers org.
Justin Scholl ('95-'97)	Controller for in-store marketing firm Encore Services (Columbus, Ohio)
Alex Shilliday ('96-'99)	Attorney with Gibson, McClure, Wallace and Daniels (Dallas); SMU Law School graduate; involved in ND Club of Dallas
Zach Sisko ('04)	Attending medical school at St. Louis University; was research assistant at Cornell Medical School in 2005-'06
Scott Sollmann ('94-'96)	Northern Kentucky law school graduate; former law clerk and probation officer; played six minor-league seasons with four organizations
Steve Sollmann ('01-'04)	Spent six years in Milwaukee Brewers organization (10th-round draft pick in '04); works for Morningstar, an independent investment research company
Chris Soriano ('06-'08)	Doing a two-year research program at Boston University for a Masters in Medical Sciences degree.
Steve Stanley ('99-'02)	Played six seasons in Oakland Athletics organization; named an all-star in double-A Texas League ('03)
Brian Stavisky ('00-'02)	Entering eighth season in pro ball (now with L.A. Angels organization); league MVP; batting champ with Modesto ('04); Midwest League all-star ('03)
Dan Stavisky ('95-'98)	Cash commodity merchandiser for grain products, now working for Scoular Comp. (Orchard Park, N.Y.)
Jess Stewart ('04-'07)	Involved in municipal securities with Mergent, in Charlotte, N.C.
Matt Strickroth ('99-'02)	Attending law school; former sales rep. for Physician Sales and Service (Orange County, Calif.); part-time coach (Santa Margarita HS)
Steve Szczepanski ('98)	Network engineer with Northrop Grumman (Rolling Meadows, Ill.); coached at Glenbard West High School
Danny Tamayo ('98, '00-'01)	Played eight seasons in K.C. Royals organization (triple-A in '05, '06); K.C. '04 minor-league pitcher of the year; all-star in double-A Texas League ('03)
Joe Thaman ('01-'04)	Working for Met Life (Washington, D.C.; formerly in Chicago)
Tom Thornton ('03-'06)	Played two years of pro ball (one in Detroit Tigers organization); served anthropology internship in Kenya (fall '06)
Ryan Topham ('93-'95)	Medical resident at Univ. of Michigan (rehab. med.); UTSA med-school grad; Paine Webber fin. advisor ('97-'99); three yrs in White Sox org.
Brant Ust ('97-'99)	Played 10 seasons professionally (1999 6th Round Draft Pick); first year as Assistant Coach for the University of Michigan.
Brandon Vilorio ('00-'03)	Engineer with Lockheed Martin's Knolls Atomic Power Lab (Schenectady, N.Y.); master's in electrical and computer eng. from Ga. Tech ('06)
Jeff Wagner ('96-'99)	V.P. with Wagner Companies in Louisville (electrical/data telecom contractors; vehicle wash sales/service); spent four years in Angels org.
Matt Weglarz ('07)	Completing his master's of business administration degree (MBA) at Notre Dame
Kyle Weiland ('06-'08)	Entering second season as member of the Boston Red Sox organization (2008 draft pick)
Brent Weiss ('02, '04)	Working for financial company in Baltimore
Wally Widelski ('95-'97)	Orthosport dir. bus. dev./mark. (Edge/X2; Naperville, Ill.); ast. at Concordia ('06), Gary RailCats ('04), ND ('01-'03 vol.), NIU ('98-'99; master's)
Cody Wilkins ('04)	Business services officer with BB&T Bank (Atlanta); played baseball as a graduate student (MBA) at Appalachian State
Joey Williamson ('05-'07)	Entering second season as member of the Colorado Rockies organization (2007 draft pick)

# Baseball Facilities

**N**otre Dame's 16-year-old Frank Eck Stadium has taken its place alongside some of the finer baseball facilities in the nation.

Upon its opening in 1994, the 2,500-seat stadium became the latest jewel among Notre Dame's ever-expanding athletic facilities. Located on the southeast corner of campus, Eck Stadium has become a favorite with the Irish – as Notre Dame posted a 341-85-2 home mark (for an .799 winning percentage) during the 1994-2008 seasons.

The 2006 season featured a record-setting, season-long turnout at Eck Stadium – with the average of 2,514 fans per game including seven of the eight largest crowds in the stadium's history. A sampling of the teams from the May 7, 2006, edition of *Baseball America's* top-25 poll showed that Notre Dame's record-setting home attendance average ranked 11th-highest among those elite top-25 teams.

Plans to build the stadium were announced June 7, 1991, thanks to a generous gift to the University by recently deceased alumnus Frank Eck (see inside front cover) and his company, Advanced Drainage Systems, Inc., of Columbus, Ohio. Eck was the firm's chairman and chief executive officer. He graduated in 1944 with a degree in chemical engineering and later endowed a collection in that field at Notre Dame's Hesburgh Library.

Eck also underwrote construction of the Eck Tennis Pavilion, an on-campus indoor tennis facility completed in 1987. His most recent campus project was the much-anticipated Eck Center, a multi-use facility that opened in 1999 and houses a greatly expanded Hammes Notre Dame Bookstore, headquarters for the Notre Dame Alumni Association and the campus visitors' center. The Eck Center is located near the south-central edge of campus, adjacent to the Morris Inn.

Eck Stadium includes spacious home and visitor locker-room areas, meeting rooms and coaching facilities for each team. The stadium also houses a beautiful press

box overlooking home plate and the 2,500-seat grandstand. The stadium is illuminated by a state-of-the-art lighting system, allowing for night play.

Several Stadium renovations and additions have been completed since the end of the 1999 season, with more plans in the works for coming years. Most notably, a spacious indoor pitching and batting cage facility – outfitted with clay mounds in two of the three batting tunnels – was completed prior to the 2000 season (see p. 17). The stadium sound system was upgraded with the latest technology while an enclosed, sound-resistant radio booth was constructed within the Eck Stadium press box and a full-function message board was added in 2001.

At the 1995 Notre Dame alumni game, the University officially named Eck Stadium's playing surface Jake Kline Field, in honor of the program's winningest coach. Kline won 558 games in his 42-year career (1934-75).



Frank Eck



Paul O'Toole homered in all three of Notre Dame's 1999 NCAA Tournament games at Eck Stadium.



Notre Dame has celebrated wins in nearly 81 percent of its games at Eck Stadium in the past 14 seasons (327-79-1).







A new era at Frank Eck Stadium began in January of 2000, as a 9,000-square foot **indoor hitting and pitching facility** was completed in time for preseason workouts. The facility – located adjacent to the leftfield line – includes: wall-to-wall artificial turf floor; three full-length batting tunnels; two regulation clay pitching mounds (above right) within the tunnels; a one half-cage with clay home plate area for catchers drills; and an “Iron Mike” pitching machine, with automatic ball feeder and remote control. The 120 x 80 facility includes men’s and women’s restrooms and a classroom for video analysis. The building is outfitted with complete central air conditioning and heating, plus a lighting setup that matches Major League standards. A final addition is six cardiovascular exercise machines—including two stair masters, three stationary bicycles and a treadmill—which allow maximum conditioning opportunities. The Irish combine use of the new indoor facility (for pitching, hitting and catching) with the existing Loftus Center (used primarily for defensive fundamentals and baserunning).



The scoreboard at Eck Stadium received a facelift in 2001 with a state-of-the-art message board made possible by the generous gift of former Notre Dame catcher Jim Montagano and his parents Mr. and Mrs. Anthony Montagano of Elkhart, Ind. The Amber AF-4110 Galaxy 64-shade Message Center measures 24 by 144 feet, provides up to three lines of text and can process imported graphics and in-game statistics and display them by a multitude of animated patterns. The board also can display a running clock and serve as a marquee to promote events.



Eck Stadium boasts one of the finest press box facilities in the nation. Located directly behind home plate, the press box can be outfitted to comfortably seat 25 staff and media members. The press box provides a panoramic view of Eck Stadium, in addition to the outlying athletics fields that feature practice sessions and games involving the Irish football, soccer, lacrosse and track and field teams. Other amenities within the press box include a restroom and storage area, plus a series of video monitors that provide real-time game stats and updated season stats for each player as the game progresses. One other addition beginning with the 2000 season was an enclosed, near-soundproof radio booth within the press box.

- Eck Stadium – with its distinctive tree-lined outfield – is the place to be on a warm spring day. It seats 2,500 spectators and has played host to a number of important conference and national matchups during its first 15 seasons.

- Notre Dame has ranked among the national attendance leaders every year since 2002 (average attendance of 1,379) – followed by 1,143 in '03, 1,762 in '04, 1,990 in '05, 2,513 in 2006 (the top average in Eck Stadium history), 1,958 in '07 and 1,260 in '08.

- Seven of the top eight Eck Stadium crowds all came in the 2006 season vs.: Rutgers (3,507, then 3,221 and 3,275 in that April 21–23 series), Louisville (3,185; May 7), St. John's (3,052 doubleheader and 3,101 in series finale, on April 13 and 15), and vs. Pittsburgh (3,028; March 31).

- The stadium record was set in 2007 when 3,927 watched the Irish rout WVU on April 21. Other top crowds have included: 2,900 vs. Arizona State (April 26, 2002); 2,839 vs. Connecticut (May 19, 2007); 2,816 vs. Connecticut (April 26, 2003); 2,714 vs. Louisville (May 6, 2006); 2,631 vs. Connecticut (May 18, 2007) and 2,606 vs. Oakland (May 10, 2005).



*Eck Stadium's spacious clubhouse area is used year-round by the Irish baseball team. Adorned with full-size lockers for each player and coach, the clubhouse includes an entertainment center and lounge area, plus a room utilized as a staff lockerroom and office.*

#### Notre Dame's Eck Stadium Record

1994	29-7 (.805)
1995	27-6 (.818)
1996	23-5 (.821)
1997	25-2 (.926)
1998	22-7 (.759)
1999	23-6 (.793)
2000	20-7 (.741)
2001	24-6 (.800)
2002	26-3 (.897)
2003	23-5 (.821)
2004	24-7 (.774)
2005	23-4-1 (.839)
2006	21-4 (.840)
2007	17-10 (.630)
2008	14-6-1 (.690)
<b>Total.....</b>	<b>341-85-2 (.799)</b>



#### Loftus Sports Center

Notre Dame baseball players also utilize the indoor facilities of the Loftus Sports Center, located 300 yards north of “The Eck.” Dedicated in 1988, Loftus houses Mayo Field and the Haggard Fitness Complex, which augments weightlifting areas in both the Joyce Center and the Rockne Memorial Building as one of the most comprehensive free-weight lifting and exercise machine facilities in the country. Mayo Field is a 100-yard Prestige Turf field surrounded by a six-lane, one-fifth mile long track. The cutting-edge Prestige Turf field allows for fully simulated infield practice and the facility includes a netting system to handle indoor batting practice.

# BIG EAST Baseball

The BIG EAST and its 12 member baseball schools have created quite a reputation as one of the nation's top baseball conferences – recently rising to a rating as the nation's fifth-best conference. Whether it is NCAA appearances, All-Americans, coaching legends, Major League draftees and players, or NCAA stat leaders, the BIG EAST consistently is represented at the highest level. For example, catch these facts about BIG EAST baseball:

## CWS and NCAA Berths

Notre Dame made its second College World Series appearance in 2002, with the current BIG EAST membership combining for 19 all-time CWS appearances (also six by St. John's, five by Connecticut, four by Seton Hall and one each by Rutgers and Louisville).

The BIG EAST has sent 10 different teams to the NCAA's since 1990: Connecticut, Notre Dame, Pittsburgh, Providence, Rutgers, St. John's, Seton Hall, Villanova, West Virginia and Louisville. BIG EAST institutions have qualified 169 teams for the NCAA's, led by St. John's (31), Notre Dame (20) and Connecticut (15). Providence, Notre Dame and Rutgers earned bids to the 1999 NCAA's – the first time three BIG EAST teams went to the NCAA's in the same season. Notre Dame, Rutgers and Seton Hall then qualified for the NCAA's in 2000 and again in 2001, while SJU, Rutgers and Louisville all made the NCAA's in 2007 (one of 10 times since '91 that the BIG EAST has sent multiple teams to the NCAA's).

## All-Americans

Nearly 150 players from BIG EAST schools have received All-America honors, led by St. John's (26), Seton Hall (19), Rutgers (19), Notre Dame (17) and Connecticut (15).

The BIG EAST topped all conferences in 1999 American Baseball Coaches Association All-Americans, with eight (four were honored in 2000). Five different BIG EAST teams had players earn ABCA All-America honors in 1999, tying the Big 12 and Pacific-10 for the widest team representation within any conference.

## The Major League Draft

Nearly 750 players from BIG EAST institutions have been selected in the Major League Baseball draft.

For the ninth straight season, the BIG EAST in 2001 had at least one player picked prior to the second round. The BIG EAST has seen 254 of its players drafted the past 11 seasons, with six going in the first 10 rounds of the '99, 2000 and '07 drafts, plus four in 2001, eight in '02, six in '04, seven in '06 and five top-10-round picks in 2007.

During the past 12 seasons, 12 BIG EAST players have been drafted before the second round (16 since '90): Rutgers SS **Todd Frazier** (#34 overall) and Louisville RHP **Trystan Magnuson** (56th) both in 2007; St. John's RHP **Craig Hansen** (26th overall in '05; Boston Red Sox); Boston College RHP **Chris Lambert** (19th in '04, St. Louis Cardinals); the 2002 duo of Virginia Tech LHP **Joe Saunders** (12th, Anaheim Angels) and Rutgers RHP **Bobby Brownlie** (21st, Chicago Cubs); Notre Dame RHP **Aaron Heilman** as 2000 compensatory-round pick (31st overall, Minnesota Twins) and then 18th overall in '01 (N.Y. Mets); Providence OF **Keith Reed** (23rd, Baltimore Orioles in '99); Irish RHP **Brad Lidge** (17th, Houston Astros in '98); and the 1997 pair of Seton Hall LHP **Jason Grilli** (4th, San Francisco Giants) and West Virginia RHP **Chris Enochs** (11th, Oakland A's).

Providence 1B/OF **Pete Tucci** (Blue Jays, '96), Seton Hall RHP **Matt Morris** (Cardinals, '95) and 3B **Mike Gruppiso** (Astros, '91), and St. John's pitcher **C.J. Nitkowski** (Reds, '94) also were first rounders. In the '02 draft, the BIG EAST produced three outfielders – ND's **Steve Stanley** and **Brian Stavisky** (A's 2nd and 6th-round picks) and Rutgers' **Val Majewski** (3rd round, Orioles) – who were selected in at least the first six rounds (no other conference could match that), while Saunders, Brownlie and Villanova's **Brian Slocum** (2nd round, Cleveland) gave the BIG

EAST an unmatched trio of highly-drafted pitchers (the BIG EAST's total of four picks in the first two rounds of '02 was second only to the ACC's five).

At least one Notre Dame player has been drafted in the first 10 rounds in 12 of the past 15 Major League drafts (with 20 total top-10-round picks in that 15-year stretch).

## Coaches

The BIG EAST employs some of the nation's best coaches, including one who is nearing his 1,000th career win (**Fred Hill** of Rutgers) and another who enters 2009 with more than 700 career wins (**Lelo Prado** of South Florida). Two former BIG EAST coaches – Seton Hall's **Mike Sheppard** (998) and Virginia Tech's **Chuck Hartman** (1,401) – rank among the winningest coaches in college baseball history.

## Major Leaguers

Many major leaguers from yesterday and today have played at institutions that have been part of the BIG EAST membership, with those players including (among others): **Cincinnati:** Ethan Allen, Mike Hershberger, Miller Huggins, Sandy Koufax, Kevin Youkilis

**Connecticut:** Jason Grabowski, Charles Nagy, Pete Walker, Jeff Fulchino, Roberto Hernandez, Walt Dropo

**Georgetown:** Tim Brosnan

**Louisville:** Sean Green, Fred Koster, Kevin Malone, Lawrence Wetherby

**Notre Dame:** Craig Counsell, Aaron Heilman, Brad Lidge, Chris Michalak, Christian Parker, Dan Peltier, Fred "Cy" Williams, Cap Anson, Jeff Samardzija

**Pittsburgh:** George "Doc" Medich, Ken Macha

**Providence:** John McDonald, Lou Merloni, Keith Reed

**Rutgers:** Jay Bergman, David DeJesus, Val Majewski, Jeff Torborg, Eric Young, Pete Zoccolillo, Joe Borowski

**St. John's:** Rich Aurilia, John Franco, C.J. Nitkowski, Frank Viola, Craig Hansen, Jack Kaiser,

**Seton Hall:** Craig Biggio, Jason Grilli, Mike Moriarty, Matt Morris, John Valentin, Mo Vaughn

**South Florida:** Tony Fossas, Scott Hemond, Tim Hulett, Jason Dellaero, Chris Heintz, Ross Gload, Dave Eiland, Reggie Jefferson

**Villanova:** Brian Slocum, William Dietrich, Mike Neill, Mickey Vernon

**Virginia Tech:** Kevin Barker, Leo Burke, Brad Clontz, Johnny Oates, Joe Saunders, Franklin Stubbs, Mike Williams, Brian Fitzgerald

**West Virginia:** Joe Hudson, Steve Kline, Dustin Nippert, Paul Popovich, Scott Seabol

## NCAA Statistical Leaders

The BIG EAST was represented in several major 2008 NCAA statistical categories. Five teams – St. John's (12th; 3.72), Seton Hall (17th; 3.86), Louisville (35th; 4.22), Notre Dame (41st; 4.34) and Cincinnati (43rd; 4.37) – ranked among the national leaders in team ERA while Notre Dame (t-17th; .973), West Virginia (t-17th; .973), Louisville (19th; .972) and Cincinnati (44th; .970) were among the nation's leaders in team fielding pct. West Virginia also ranked fourth in team batting average (.341).

West Virginia ranked among the nation's top-scoring (15th; 8.5 runs/gm) and top-slugging (15th; .523) teams while Cincinnati ranked 49th in home runs/gm (.68 total). Cincinnati (7th; 133 total SBs), Villanova (42nd; 96) and Connecticut (46th; 90) were among the nation's stolen-base leaders and the Louisville and St. John's pitching staffs averaged 8.2 and 8.0, respectively, in strikeouts per game (ranked 29th and 35th in the nation). Four teams – Notre Dame (8th; 1.18 dp/gm), Connecticut (24th; 1.02 dp/gm), Seton Hall (25th; 1.02 dp/gm) and Cincinnati (47th; 0.95 dp/gm) – ranked among the national leaders in double plays.

West Virginia veteran **Tyler Kuhn** finished ninth in the nation with a .424 batting avg. while **Ryan Lockwood** of USF ranked 20th (.415) and his teammate **Jedd Gyorko** ranked 28th (.409). Kuhn also ranked 18th in runs per game (1.27), while Lockwood ranked 47th in on-base percentage (.493). Cincinnati's **Mike Spina** ranked 14th in home runs per game (0.37), eighth in RBI per game (1.39) and 28th in slugging percentage (.731). **Chris Dominguez** of Louisville ranked 29th in home runs per game (0.33), 29th in RBI per game (1.23) and 50th in slugging percentage (.689). Dominguez's teammate **Justin McClanahan** ranked 30th in doubles per game (0.42). Eight different players, including Notre Dame's **David Mills** (0.13, 21st), ranked among the national leaders in triples per game led by West Virginia's Austin Markel (9th; 0.14). Cincinnati's trio of **Tony Campana** (5th; 0.75), **Jamel Scott** (18th; 0.61) and **Josh Harrison** (28th; 0.54) as well as **A.J. Pollock** (0.51; 34th) rank among the national leaders in stolen bases per game. Pollock also ranked 13th in the nation in toughest to strikeout (21.7 at bats per strikeout). Notre Dame's **Brett Lilley** led the nation in total hit-by-pitches (31) and hit-by-pitches per game (0.56).

On the mound, Louisville's **Justin Marks** finished 22nd among the national ERA leaders (2.21) while Pittsburgh's **David Kaye** and St. John's **George Brown** ranked 35th (2.51) and 46th (2.73) respectively. Brown, Marks and Cincinnati's **Dan Osterbrock** each ranked 24th in victories (nine). St. John's **Colin Lynch** ranked fifth in saves (13), while **Shawn Sanford** (USF; 11) ranked 15th, **B.J. Rosenberg** (Louisville; 9) and **Jake Geglein** (Cincinnati; 9) ranked 39th.





# Season Preview



*A.J. Pollock has been named to the Wallace Award Watch List, named second team preseason All-American by Collegiate Baseball, third team preseason All-American by Ping!Baseball and listed as the 39th overall prospect and 16th collegiate prospect for the 2009 MLB Draft by Baseball America. He was also ranked as the seventh-best prospect from the Cape Cod League by Baseball America following his Most Valuable Player season this past summer.*



# Numerical Roster

## 2009 University of Notre Dame Fighting Irish Baseball

### Numerical Quick Roster

1	Matt Grosso
2	Alex Robinson
4	A.J. Pollock**
5	David Mills*
6	Brian Dupra*
7	Dustin Ispas
8	Evan Sharpley***
10	Ryan Connolly* (C)
11	Tommy Chase
12	Brayden Ashdown**
13	Herman Petzold
14	Eddy Mendiola**
15	Greg Sherry*
16	Eric Maust**
17	Billy Boockford**
18	Steven Mazur*
19	Todd Miller*
20	Jeremy Barnes*** (C)
21	Joe Spano
22	Evan Danieli*
23	Ryan Richter
24	Sam Elam**
25	Matt Katich
26	Mick Doyle*
28	Cameron McConnell*
29	Ryne Intlekofer**
30	Will Harford
31	Andrew Scheid
32	Golden Tate
34	Ryan Sharpley*
36	Leighton Cooper
37	Cole Johnson*
38	Casey Martin*
41	Bill Warrender
42	Ty Adams
43	Joe Spizzirri
44	David Casey
45	Will Hudgins
52	Steve Sabatino
55	Matt Scioscia*

No.	Name	Yr.	Pos.	Ht.	Wt.	B-T	Birthdate	Hometown (Previous School)
1	Matt Grosso	JR	OF	L/L	5-10	175	6/22/88	Marlborough, CT (RHAM/Maine/UConn)
2	Alex Robinson	FR	OF	B/R	6-0	170	1/25/90	Dallas, TX (First Baptist Academy)
4	A.J. Pollock**	JR	OF/INF	R/R	6-1	200	12/5/87	Hebron, CT (RHAM)
5	David Mills*	JR	OF/LHP	L/L	5-9	165	12/16/87	Battle Creek, MI (Lakeview)
6	Brian Dupra*	SO	RHP	R/R	6-3	200	12/15/88	Rochester, NY (Greece Athena)
7	Dustin Ispas	FR	LHP	L/L	6-1	190	2/10/90	Rancho Cucamonga, CA (Los Osos)
8	Evan Sharpley***	SR	1B/OF	L/R	6-2	210	11/4/86	Marshall, MI (Marshall)
10	Ryan Connolly* (C)	SR	OF/C	R/R	5-11	190	5/3/87	Binghamton, NY (Binghamton)
11	Tommy Chase	FR	INF	R/R	5-10	165	10/28/89	Cohasset, MA (Boston College HS)
12	Brayden Ashdown**	JR	OF	R/R	6-1	180	4/14/88	Tucson, AZ (Catalina Foothills)
13	Herman Petzold	JR	INF	R/R	5-8	175	9/7/88	Saint Clair Shores, MI (De LaSalle)
14	Eddy Mendiola**	SR	INF	R/R	6-0	220	6/22/87	Miami, FL (Palmer Trinity)
15	Greg Sherry*	SO	INF	R/R	5-9	180	10/6/88	Mendham, NJ (Delbarton)
16	Eric Maust**	JR	RHP	R/R	6-1	185	1/19/88	Alpharetta, GA (Blessed Trinity)
17	Billy Boockford**	JR	OF	R/R	6-1	195	6/6/87	Glen Ellyn, IL (Glenbard West)
18	Steven Mazur*	JR	RHP	R/R	5-11	195	1/29/88	Round Rock, TX (Stony Point)
19	Todd Miller*	SO	RHP	R/R	6-3	195	8/22/88	Franklin, TN (Montgomery Bell Academy)
20	Jeremy Barnes*** (C)	SR	INF/RHP	R/R	5-10	190	4/12/87	Garland, TX (South Garland)
21	Joe Spano	FR	LHP	L/L	5-11	165	10/27/89	Verona, NJ (Seton Hall Prep)
22	Evan Danieli*	SO	RHP	R/R	6-7	230	8/12/89	East Hanover, NJ (Seton Hall Prep)
23	Ryan Richter	FR	LHP	L/L	6-3	185	9/1/89	South Bend, IN (St. Joseph's)
24	Sam Elam**	SR	LHP	L/L	6-3	220	6/21/85	Mesquite, TX (Poteet)
25	Matt Katich	SO	C	R/R	6-2	210	3/17/89	New Castle, PA (Mohawk)
26	Mick Doyle*	SO	INF	R/R	6-1	200	2/11/89	LaGrange Park, IL (Benet Academy)
28	Cameron McConnell*	SO	C	R/R	6-1	205	2/18/89	Bannockburn, IL (Deerfield)
29	Ryne Intlekofer**	JR	INF/OF	R/R	5-9	160	1/27/88	Moorpark, CA (Moorpark)
30	Will Harford	JR	INF/C	R/R	6-0	180	12/31/86	Chicago, IL (Kent School (CT))
31	Andrew Scheid	JR	RHP	R/R	6-6	205	1/12/88	Highlands Ranch, CO (Regis Jesuit)
32	Golden Tate	SO	OF	L/L	6-1	180	8/2/88	Hendersonville, TN (Pope John Paul II)
34	Ryan Sharpley*	SO	RHP	R/R	6-4	210	9/15/89	Marshall, MI (Marshall)
36	Leighton Cooper	FR	OF	B/R	6-0	170	2/23/90	Fort Washington, MD (Flint)
37	Cole Johnson*	SO	RHP	R/R	6-3	200	10/6/88	Hudson, OH (Hudson)
38	Casey Martin*	JR	1B	R/R	6-4	230	6/9/86	Chesterton, IN (Chesterton)
41	Bill Warrender	JR	OF	R/R	6-1	190	1/10/88	Collegeville, PA (LaSalle Collegiate)
42	Ty Adams	SO	1B/OF	R/R	6-6	235	1/20/88	Indianapolis, IN (Brebeuf Jesuit)
43	Joe Spizzirri	SO	LHP	L/L	6-2	180	3/17/88	San Juan Capistrano, CA (JSerra Catholic)
44	David Casey	SO	1B/OF/LHP	L/L	6-4	235	2/16/89	Whitefish Bay, WI (Whitefish Bay)
45	Will Hudgins	FR	RHP	R/R	6-3	180	2/12/90	Richmond, VA (Douglas Freeman)
52	Steve Sabatino	FR	LHP/1B	L/L	6-2	200	3/8/90	Lockport, IL (Lockport Township)
55	Matt Scioscia*	SO	C/1B	R/R	6-1	225	9/20/88	Westlake Village, CA (Encino Crespi Carmelite)
* – monograms won		(C) – captains (TBA)						

**Head Coach:** #3 Dave Schrage (Creighton '83, 3rd season)  
**Associate Head Coach:** #9 Scott Lawler (Simpson '00, 3rd season)

**Assistant Coach:** #39 Sherard Clinkscles (Purdue '94, 3rd season)  
**Volunteer Assistant:** #47 Graham Sikes (Liberty '02, 2nd season)

### By Home State

#### Arizona (1)

Brayden Ashdown

#### California (4)

Ryne Intlekofer  
Dustin Ispas  
Matt Scioscia  
Joe Spizzirri

#### Colorado (1)

Andrew Scheid

#### Connecticut (2)

Matt Grosso  
A.J. Pollock

#### Florida (2)

Wade Korpi  
Eddy Mendiola

#### Georgia (1)

Eric Maust

#### Illinois (5)

Billy Boockford  
Mick Doyle  
Will Harford  
Cameron McConnell  
Steve Sabatino

#### Indiana (3)

Ty Adams  
Casey Martin  
Ryan Richter

#### Maryland (1)

Leighton Cooper

#### Massachusetts (1)

Tommy Chase

#### Michigan (4)

David Mills  
Herman Petzold  
Evan Sharpley  
Ryan Sharpley

#### New Jersey (3)

Evan Danieli  
Greg Sherry  
Joe Spano

#### New York (2)

Ryan Connolly  
Brian Dupra

#### Ohio (1)

Cole Johnson

#### Pennsylvania (2)

Matt Katich  
Bill Warrender

#### Tennessee (2)

Golden Tate  
Todd Miller

#### Texas (4)

Jeremy Barnes  
Sam Elam  
Alex Robinson  
Steven Mazur

#### Wisconsin (1)

David Casey

### Pronunciation Guide

Billy BOOK-furd	Steven MAY-zer (rhymes with razor)
LAY-ton Cooper	Eddy Men-dee-O-luh
Evan Duh-NELL-ee	Herman PET-zold
Brian Do-PRAY	A.J. PAH-lick
Sam EE-lum	Ryan RICK-ter
Matt GRAH-so	Matt SO-shuh
Will HUH-gins	Andrew SHIED (like fried)
Ryan IN-till-coff-err	Dave SHRAG (rhymes with bag)
Dustin IS-pis	Joe Spuh-ZEER-ee
Matt KAY-titch	Bill WAR-enn-derr
Eric MAHst (rhymes with cost)	





# Alphabetical Roster

## 2009 University of Notre Dame Fighting Irish Baseball

### Alphabetical Quick Roster

42	Ty Adams
12	Brayden Ashdown**
20	Jeremy Barnes*** (C)
17	Billy Boockford**
44	David Casey
11	Tommy Chase
10	Ryan Connolly* (C)
36	Leighton Cooper
22	Evan Danieli*
26	Mick Doyle*
6	Brian Dupra*
24	Sam Elam**
1	Matt Grosso
30	Will Harford
45	Will Hudgins
29	Ryne Intlekofer**
7	Dustin Ispas
37	Cole Johnson*
25	Matt Katich
38	Casey Martin*
16	Eric Maust**
18	Steven Mazur*
28	Cameron McConnell*
14	Eddy Mendiola**
19	Todd Miller*
5	David Mills*
13	Herman Petzold
4	A.J. Pollock**
23	Ryan Richter
2	Alex Robinson
52	Steve Sabatino
31	Andrew Scheid
55	Matt Scioscia*
8	Evan Sharpley***
34	Ryan Sharpley*
15	Greg Sherry*
21	Joe Spano
43	Joe Spizzirri
32	Golden Tate
41	Bill Warrender

No.	Name	Yr.	Pos.	Ht.	Wt.	B-T	Birthdate	Hometown (Previous School)
42	Ty Adams	SO	1B/OF	R/R	6-6	235	1/20/88	Indianapolis, IN (Brebeuf Jesuit)
12	Brayden Ashdown**	JR	OF	R/R	6-1	180	4/14/88	Tucson, AZ (Catalina Foothills)
20	Jeremy Barnes*** (C)	SR	INF/RHP	R/R	5-10	190	4/12/87	Garland, TX (South Garland)
17	Billy Boockford**	JR	OF	R/R	6-1	195	6/6/87	Glen Ellyn, IL (Glenbard West)
44	David Casey	SO	1B/OF/LHP	L/L	6-4	235	2/16/89	Whitefish Bay, WI (Whitefish Bay)
11	Tommy Chase	FR	INF	R/R	5-10	165	10/28/89	Cohasset, MA (Boston College HS)
10	Ryan Connolly* (C)	SR	OF/C	R/R	5-11	190	5/3/87	Binghamton, NY (Binghamton)
36	Leighton Cooper	FR	OF	B/R	6-0	170	2/23/90	Fort Washington, MD (Flint)
22	Evan Danieli*	SO	RHP	R/R	6-7	230	8/12/89	East Hanover, NJ (Seton Hall Prep)
26	Mick Doyle*	SO	INF	R/R	6-1	200	2/11/89	LaGrange Park, IL (Benet Academy)
6	Brian Dupra*	SO	RHP	R/R	6-3	200	12/15/88	Rochester, NY (Greece Athena)
24	Sam Elam**	SR	LHP	L/L	6-3	220	6/21/85	Mesquite, TX (Poteet)
1	Matt Grosso	JR	OF	L/L	5-10	175	6/22/88	Marlborough, CT (RHAM/Maine/UConn)
30	Will Harford	JR	INF/C	R/R	6-0	180	12/31/86	Chicago, IL (Kent School (CT))
45	Will Hudgins	FR	RHP	R/R	6-3	180	2/12/90	Richmond, VA (Douglas Freeman)
29	Ryne Intlekofer**	JR	INF/OF	R/R	5-9	160	1/27/88	Moorpark, CA (Moorpark)
7	Dustin Ispas	FR	LHP	L/L	6-1	190	2/10/90	Rancho Cucamonga, CA (Los Osos)
37	Cole Johnson*	SO	RHP	R/R	6-3	200	10/6/88	Hudson, OH (Hudson)
25	Matt Katich	SO	C	R/R	6-2	210	3/17/89	New Castle, PA (Mohawk)
38	Casey Martin*	JR	1B	R/R	6-4	230	6/9/86	Chesterton, IN (Chesterton)
16	Eric Maust**	JR	RHP	R/R	6-1	185	1/19/88	Alpharetta, GA (Blessed Trinity)
18	Steven Mazur*	JR	RHP	R/R	5-11	195	1/29/88	Round Rock, TX (Stony Point)
28	Cameron McConnell*	SO	C	R/R	6-1	205	2/18/89	Bannockburn, IL (Deerfield)
14	Eddy Mendiola**	SR	INF	R/R	6-0	220	6/22/87	Miami, FL (Palmer Trinity)
19	Todd Miller*	SO	RHP	R/R	6-3	195	8/22/88	Franklin, TN (Montgomery Bell Academy)
5	David Mills*	JR	OF/LHP	L/L	5-9	165	12/16/87	Battle Creek, MI (Lakeview)
13	Herman Petzold	JR	INF	R/R	5-8	175	9/7/88	Saint Clair Shores, MI (De LaSalle)
4	A.J. Pollock**	JR	OF/INF	R/R	6-1	200	12/5/87	Hebron, CT (RHAM)
23	Ryan Richter	FR	LHP	L/L	6-3	185	9/1/89	South Bend, IN (St. Joseph's)
2	Alex Robinson	FR	OF	B/R	6-0	170	1/25/90	Dallas, TX (First Baptist Academy)
52	Steve Sabatino	FR	LHP/1B	L/L	6-2	200	3/8/90	Lockport, IL (Lockport Township)
31	Andrew Scheid	JR	RHP	R/R	6-6	205	1/12/88	Highlands Ranch, CO (Regis Jesuit)
55	Matt Scioscia*	SO	C/1B	R/R	6-1	225	9/20/88	Westlake Village, CA (Encino Crespi Carmelite)
8	Evan Sharpley***	SR	1B/OF	L/R	6-2	210	11/4/86	Marshall, MI (Marshall)
34	Ryan Sharpley*	SO	RHP	R/R	6-4	210	9/15/89	Marshall, MI (Marshall)
15	Greg Sherry*	SO	INF	R/R	5-9	180	10/6/88	Mendham, NJ (Delbarton)
21	Joe Spano	FR	LHP	L/L	5-11	165	10/27/89	Verona, NJ (Seton Hall Prep)
43	Joe Spizzirri	SO	LHP	L/L	6-2	180	3/17/88	San Juan Capistrano, CA (JSerra Catholic)
32	Golden Tate	SO	OF	L/L	6-1	180	8/2/88	Hendersonville, TN (Pope John Paul II)
41	Bill Warrender	JR	OF	R/R	6-1	190	1/10/88	Collegeville, PA (LaSalle Collegiate)

\* – monograms won (C) – captains (TBA)

**Head Coach:** #3 Dave Schrage (Creighton '83, 3rd season)

**Associate Head Coach:** #9 Scott Lawler (Simpson '00, 3rd season)

**Assistant Coach:** #39 Sherard Clinkscales (Purdue '94, 3rd season)

**Volunteer Assistant:** #47 Graham Sikes (Liberty '02, 2nd season)

### By Class

**Seniors (5)** – Jeremy Barnes, Ryan Connolly, Sam Elam, Eddy Mendiola, Evan Sharpley

**Juniors (13)** – Brayden Ashdown, Billy Boockford, Matt Grosso, Will Harford, Ryne Intlekofer, Casey Martin, Eric Maust, Steven Mazur, David Mills, Herman Petzold, A.J. Pollock, Andrew Scheid, Bill Warrender

**Sophomores (14)** – Ty Adams, David Casey, Evan Danieli, Mick Doyle, Brian Dupra, Cole Johnson, Matt Katich, Cameron McConnell, Todd Miller, Matt Scioscia, Ryan Sharpley, Greg Sherry, Joe Spizzirri, Golden Tate

**Freshmen (8)** – Tommy Chase, Leighton Cooper, Will Hudgins, Dustin Ispas, Ryan Richter, Alex Robinson, Steve Sabatino, Joe Spano

**6-7**  
Evan Danieli

**6-6**  
Ty Adams  
Andrew Scheid

**6-4**  
David Casey  
Casey Martin  
Ryan Sharpley

**6-3**  
Brian Dupra  
Sam Elam  
Cole Johnson  
Todd Miller  
Will Hudgins  
Ryan Richter

### By Height

**6-2**  
Matt Katich  
Steve Sabatino  
Evan Sharpley  
Joe Spizzirri

**6-1**  
Brayden Ashdown  
Billy Boockford  
Mick Doyle  
Dustin Ispas  
Eric Maust  
Cameron McConnell  
A.J. Pollock  
Matt Scioscia  
Golden Tate  
Bill Warrender

**6-0**  
Leighton Cooper  
Will Harford  
Eddy Mendiola  
Alex Robinson

**5-11**  
Ryan Connolly  
Steven Mazur  
Joe Spano

**5-10**  
Jeremy Barnes  
Tommy Chase  
Matt Grosso

**5-9**  
Ryne Intlekofer  
David Mills  
Greg Sherry

**5-8**  
Herman Petzold

# Season Preview

As the 2009 season approaches, optimism abounds about the Notre Dame baseball program. With key returning veterans combining with a talented freshman class, head coach Dave Schrage feels that this team can make some noise on the national scene this year. After returning to the top 25 and posting a 33-21-1 record in 2008, Schrage and his Fighting Irish look for even more success in 2009 as they set their sights on the top of the BIG EAST Conference and a NCAA Regional.

"We have the needed ingredients to be an outstanding team this year," said Schrage, now in his third season leading the Irish. "This may be the deepest and the fastest team that I have coached at Notre Dame. We have speed, solid defense and the ability to hit the ball out of the ballpark, and I think that makes us a very dangerous team."

Notre Dame had its sights set on not only a possible conference regular season title, but also a berth into the 2008 NCAA Tournament. The Irish stood 33-13-1 overall and 16-6 in the league on May 9, but few could have predicted what occurred over the next eight games.

"We were very close last season, but we did not get the job done," said Schrage. "I think our returning players have learned from that experience. We, as coaches, have also learned from that experience and how to possibly prepare differently."

Notre Dame dropped its final six games of the regular season and quickly exited the '08 BIG EAST Tournament as the late-season slide reached eight games. While the eight-game losing streak was the longest for the Irish since 1987, it does serve as slight motivation, but the main motivation for 2009 goes well beyond those eight games.

"I feel that this group has definitely put it behind them," said Schrage. "The real motivation for this club comes from the fact that we have not won a conference championship in two years. This senior class won a league title as freshmen and want to end their Notre Dame careers with the same feeling. We want to be that team in the BIG EAST once again."

The Irish return six position starters along with 10 pitchers who saw action in 2008. A breakdown of the 2009 Notre Dame baseball team, beginning on the mound:

## THE PITCHERS

Notre Dame enters 2009 with a deep, versatile and talented pitching staff that lacks slightly in experience, as the Irish lost 16 of 33 wins and 48 percent of innings pitched from 2008, but does return their most consistent starter from a year ago, junior RHP Eric Maust.



Sophomore RHP Cole Johnson will likely take over as Notre Dame's No. 1 starter after a dominating fall season. He went 2-2 with a 5.30 ERA in 35.2 innings of work in 2008.

in ERA, sixth in opponents batting average, tied for second in wins and tied for fifth in fewest runs allowed in BIG EAST games only.

"We did lose some key components of our pitching staff from last year in starters David Phelps and Wade Korpi, as well as relievers Kyle Weiland and Tony Langford, but we really return a talented bunch of arms," said Schrage. "We did a really good job last year of slotting our freshman arms to get them that experience knowing that they were going to have to pitch for us more often this season."

The sophomore quintet of RHP Evan Danieli, RHP Brian Dupra, RHP Todd Miller, RHP Cole Johnson and RHP Ryan Sharpley (who will miss 2009 due to shoulder surgery) combined to make 16 starts for the Irish and posted a 9-8 record with a 4.50 ERA in 160.0 innings of work. They fanned 122 and walked 56.

"We had five freshman guys last year that all pitched at least 18 innings," said Schrage. "It's not like they come into this season without any experience. Those guys are now the bulk of our staff as sophomores."

Danieli (East Hanover, N.J.) moves into the weekend rotation as Notre Dame's No. 2 starter. He made nine appearances on the mound last spring, including one start. His nine appearances were tied for third-most by a

"He is very durable and pitched every weekend in the BIG EAST for us last year," said Schrage. "Eric does have a ton of experience and we expect him to elevate his game even more this season. He is another year older, maturity wise, and will serve as one of the leaders of our pitching staff."

Maust (Alpharetta, Ga.) moved into the starting rotation on March 16 a year ago and did not miss a beat. He pitched at least six innings in seven of his 10 starts, including a span of five consecutive outings of at least seven innings. Maust went 6-3 on the season with a 4.52 ERA. He struck out 46 and walked just 23 in 69.2 innings of work. Maust excelled in BIG EAST games. He went 6-1 with a 2.98 ERA in seven league outings. Maust yielded only 39 hits in 48.1 innings of work - good for an opponent batting average of .223. He ranked seventh

rookie pitcher. Danieli went 0-0 with a 5.00 earned run average in 27.0 innings of work. He allowed 29 hits in 27.0 innings as his opponents batted .279 against him, but also struck out 20 and walked 16. Danieli surrendered just three extra-base hits the entire season (one double, two home runs) against 131 batters faced as opponents registered just a .275 slugging percentage. He tossed a career-high 4.1 innings, allowed two earned runs and fanned a career-best six against a ranked Michigan squad last season.

Dupra (Rochester, N.Y.) will open the 2009 season as the Irish closer despite spending most of last year as a mid-week starter.

"Simply, you have to fill the closer role with one of your best pitchers," said Schrage. "Kyle (Weiland) was one of our better arms last year and he filled the role. We feel like Brian is one of our top pitchers and owns a great mentality to close games."

He was named to the Cape League West Division All-Star squad and helped Harwich capture the league title. Dupra made the transition from starting at Notre Dame to a setup role look easy. He went 3-1 with a 3.40 ERA in 18 games (all out of the Harwich bullpen) and opponents batted just .247 against him. Dupra, who did not surrender a single home run all summer, struck out 33 and walked 17 in 39.2 innings of work. He tied for the team-lead in wins and appearances and ranked third on the club in innings pitched.

"He throws strikes, fields his position well and so few things seem to bother him - all of which are important to have in a close ball game. He gained some experience in that role in the Cape this past summer. He has gained velocity on his fast ball, but his biggest improvement has been his slider."

Dupra made 11 appearances on the mound last spring, including nine starts which ranked fourth-most on the staff and most by a rookie pitcher. He went 3-3 with a 5.44 ERA in 46.1 innings of work. Dupra did allow 60 hits in 46.1 innings as his opponents batted .316 against him, but also struck out 30 and walked just 10.

"Todd is a really steady pitcher," said Schrage. "He can throw all three pitches for strikes with great location. He is such a resource when you consider he can pitch in so many different roles, either starter, long reliever or short reliever."

Miller (Franklin, Tenn.) will once again fill the long relief and spot-start role for the Irish. He made nine appearances on the mound in the spring, all out of the Notre Dame bullpen. Miller went 0-1 with a 2.45 ERA

## PITCHERS (17)

No.	Name	Yr.	B-T	Ht.	Wt.	Hometown (Previous School)
5	David Mills	JR	L/L	5-9	165	Battle Creek, MI (Lakeview)
6	Brian Dupra	SO	R/R	6-3	200	Rochester, NY (Greece Athena)
7	Dustin Ispas	FR	L/L	6-1	190	Rancho Cucamonga, CA (Los Osos)
16	Eric Maust	JR	R/R	6-1	185	Alpharetta, GA (Blessed Trinity)
18	Steven Mazur	JR	R/R	5-11	195	Round Rock, TX (Stony Point)
19	Todd Miller	SO	R/R	6-3	195	Franklin, TN (Montgomery Bell Academy)
20	Jeremy Barnes	SR	R/R	5-10	190	Garland, TX (South Garland)
21	Joe Spano	FR	L/L	5-11	165	Verona, NJ (Seton Hall Prep)
22	Evan Danieli	SO	R/R	6-7	230	East Hanover, NJ (Seton Hall Prep)
23	Ryan Richter	FR	L/L	6-3	185	South Bend, IN (St. Joseph's)
24	Sam Elam	SR	L/L	6-3	220	Mesquite, TX (Poteet)
31	Andrew Scheid	JR	R/R	6-6	205	Highlands Ranch, CO (Regis Jesuit)
34	Ryan Sharpley	SO	R/R	6-4	210	Marshall, MI (Marshall)
37	Cole Johnson	SO	R/R	6-3	200	Hudson, OH (Hudson)
43	Joe Spizzirri	SO	L/L	6-2	180	San Juan Capistrano, CA (J Serra Catholic)
45	Will Hudgins	FR	R/R	6-3	180	Richmond, VA (Douglas Freeman)
52	Steve Sabatino	FR	L/L	6-2	200	Lockport, IL (Lockport Township)







Senior SS Jeremy Barnes started each of the last three seasons at 2B, but moves to shortstop this year. He batted .307 with nine home runs and a team-high 50 RBI in 2008. The nine home runs were tied for the most by any BIG EAST second baseman, while his 50 RBI were second highest of any conference player at the position.

in 18.1 innings of work. He allowed just 11 hits in 18.1 innings as his opponents batted only .177 against him. Miller struck out 13, walked four and surrendered an incredibly low one extra-base hit the entire season (home run) against 70 batters faced. He proved even tougher against right-handed hitters as they managed just a .111 batting average (4-for-36) and was literally unhittable with two outs as foes batted .000 (0-for-17).

Johnson (Hudson, Ohio) has ridden the momentum of an incredible summer and even more impressive fall into the leading candidate to take the No. 1 starter spot.

"Cole really took command of that top spot this fall," said Schrage. "He showed the coaches, and the rest of the team, that he was ready for that kind of role."

Johnson was nearly unhittable all fall and capped off the solid preseason with another quality performance in the 2008 Blue-Gold World Series. He did not render in the decision, but tossed 6.0 innings and was charged with one earned run on five hits (struck out four and did not issue a walk). Johnson spent the summer of 2008 with the Stark County Terriers of the Great Lakes Summer Collegiate League and went a perfect 5-0 with a 2.87 ERA in eight games (seven starts). He struck out 40 and walked eight in 37.2 innings of work and opponents batted just .217 against him.

Johnson made 12 appearances on the mound in the spring for the Irish, including two starts. He went 2-2 with a 5.30 earned run average in 35.2 innings of work.

Sharpley (Marshall, Mich.) has been lost for the entire 2008 season after undergoing offseason shoulder surgery.

With the addition of freshman pitchers RHP Will Hudgins, LHP Dustin Ispas, LHP Ryan Richter, LHP Steve Sabatino and LHP Joe Spano and the return of senior RHP Jeremy Barnes, junior RHP Steven Mazur and junior LHP David Mills,

Notre Dame has, without question, its deepest and most versatile bullpen in the Schrage era.

"We balanced our staff after being so right-handed dominated last year," said Schrage. "We go from having just one option from the left side (Mills) last year to having five solid southpaws. It just gives us so many more options than we have ever had before."

Barnes (Garland, Texas) and Mazur (Round Rock, Texas) will handle the immediate setup roles to the closer Dupra.

Barnes, a record-setting pitcher in talent-rich Texas in high school, returned to the mound this fall for the first time since his scholastic days. He tossed 1.2 scoreless innings of relief with three strikeouts in his only outing in the 2008 Blue-Gold World Series.

"It has also enabled us to balance out our bullpen with Mazur and Barnes," said Schrage. "Mazur was great for us last year and was phenomenal this summer as a closer, while Barnes was pretty darn tough this fall."

Mazur exploded onto the scene with an incredible summer season with the Hays Larks of the Jayhawk League in 2008. He was named to the All-Jayhawk League first team and was voted league most outstanding pitcher. Mazur went a perfect 5-0 with three saves and a 0.99 ERA in 24 appearances. He struck out 69, walked only 19, allowed just 27 hits in 45.1 innings of work and opponents batted only .170 against him. Mazur averaged 13.7 strikeouts per nine innings (ranked fifth-best in team history) and his 0.99 ERA ranked tied for fifth-best in team history. He was ranked by *Baseball America* as the fifth-best MLB prospect out of the Jayhawk League.

Mazur made 20 appearances on the mound in the spring, all out of the Irish bullpen. His 20 relief appearances were the second-most on the staff. Mazur went 1-0 with a 4.18 earned run average in 23.2 innings of work and allowed 18 hits as his opponents batted just .212 against him. He struck out 25 and walked only six.

"When you consider Dupra, Mazur and Barnes from the right side and all those lefties, we have the chance to be really, really good out of the bullpen."

The most experienced of those lefties is Mills. He made 11 appearances out of the Irish bullpen a year ago, mostly in situational settings (lefties hit .273 against him, while righties batted .667). Mills tossed only 4.1 innings in those appearances. He went 1-0 with a 6.23 ERA and struck out five with two walks.

Hudgins, Ispas, Richter, Sabatino and Spano also give Notre Dame versatile options out of the bullpen. Ispas, Sabatino and Spano will also compete for starts during the mid-week.

Hudgins (Richmond, Va.), who throws with a 3/4 arm slot, will bring a much needed new dimension. His deception and movement will make him a mainstay in the Irish bullpen for years to come. Hudgins tossed 2.1 innings of relief and struck out three in one appearance in the 2008 Blue-Gold World Series.

Ispas (Rancho Cucamonga, Calif.) owns a live fast ball that touches the low-90s combined with a great slider that allows him to compete for a starting spot in the rotation. If his start in game three of the 2008 Blue-Gold World Series in which he struck out four (walked none) in 4.0 scoreless and hitless innings was any indication, Ispas will give Notre Dame a reliable option during its midweek games.

Richter (South Bend, Ind.) gives the Irish another southpaw to matchup against their opponents' top left-handed hitters. He mixes a mid-to-upper 80s fast ball with an array of off-speed pitches.

Sabatino and Spano, along with Ispas, will all compete for the majority of mid-week starts. The trio will also give Notre Dame three talented options out of the bullpen if needed.

Sabatino (Lockport, Ill.) looked like a veteran coming out of the bullpen this fall in the Blue-Gold World Series. The southpaw tossed 2.0 scoreless innings of relief for the victorious Blue. Sabatino can touch the low-90s with his fast ball and keeps hitters off-balance with an improving breaking ball.

Spano (Verona, N.J.) joins the Irish program in the mold of recently graduated Wade Korpi. He can throw three pitches for strikes, including a top-notch breaking ball. Spano was lights out in his only appearance of the 2008 Blue-Gold World Series. He tossed 6.1 scoreless innings, allowed just two hits and picked up the only victory for the Gold.

"The depth of our pitching staff is exciting, but the question mark is the experience of it. Obviously we could have some growing pains early, but our pitching will get better and better as the year goes on. We have depth, options and numerous different looks."

A look that Notre Dame might have in 2009 that it hasn't possessed since the 2007 season, is senior LHP Sam Elam.

Elam (Mesquite, Texas) has struggled with command issues over the last two years, but has made major progress this fall and through the early parts of spring practice. He simply has the kind of stuff that can dominate on any given day and MLB scouts are aware (he was drafted in the 24th round of the '08 draft despite throwing one inning last season).

"Sam is a senior now and, honestly, you never know with the game of baseball," said Schrage. "It is his senior year. He has worked very hard and made such great progress. Sam has been lights out in a number of his bullpen sessions."

Junior RHP Andrew Scheid and sophomore LHP Joe Spizzirri will also compete for innings this season. Scheid could fill one of the mid-week starter roles, while Spizzirri gives the Irish another situational lefty.

## THE CATCHERS

Perhaps the biggest hole the Irish will have to fill entering 2009 is behind the plate, after the graduation of fifth-year senior and tri-captain Sean Gaston. The four-year monogram winner played in 177 career games, including 146 starts. He was charged with just eight passed balls over his career and only two over the last 110 games. Gaston also committed just nine errors, posted a .991 fielding percentage and a .301 batting average over his four-year career. "Sean provided invaluable leadership behind the plate and was a great learning resource for the three younger guys last year," said Schrage.

The Irish will turn to the talented sophomore trio of Matt Katich, Cameron McConnell and Matt Scioscia to fill the void left by Gaston and all three give the Irish solid options. "Cameron has strong all-around defensive skills and could be a key to controlling the running game. Matt (Scioscia) has a tremendous amount of power and might add some serious pop to the middle of our lineup. Matt (Katich) possesses a strong arm and really made significant improvements this past summer and fall in his throwing, receiving and footwork."

Scioscia and McConnell will split the majority of time behind the plate. Scioscia probably has a small edge offensively, while McConnell is slightly better defensively, but each got the majority of the time at catcher this fall.

### CATCHERS (4)

No.	Name	Yr.	B-T	Ht.	Wt.	Hometown (Previous School)
25	Matt Katich	SO	R/R	6-2	210	New Castle, PA (Mohawk)
28	Cameron McConnell	SO	R/R	6-1	205	Bannockburn, IL (Deerfield)
30	Will Harford	JR	R/R	6-0	180	Chicago, IL (Kent School (CT))
55	Matt Scioscia	SO	R/R	6-1	225	Westlake Village, CA (Encino Crespi Carmelite)

# Season Preview

They both also gained valuable playing experience last season. Scioscia appeared in 16 games, started five (all at designated hitter), and batted .308 with a home run and four RBI, while McConnell saw action in 15 games, including 10 starts at catcher. McConnell hit .200 with three RBI and the Irish went 8-2 in his starts.

"They are two different type players," said Schrage. "Matt comes from a baseball family and is very knowledgeable about handling pitchers and calling a game. Cameron is unbelievably athletic back there. I haven't seen any of the new catchers in our league, but I have trouble imagining anyone with a better throwing arm in this conference. He just has a rifle."

Katich saw very limited playing time in 2008, but did get some experience in the fall and could see some action in the spring as he continues to make the adjustment from high school to college.

## THE INFELDERS

The infield is probably Notre Dame's deepest and most talented group. The Irish return starters at both corner positions, second base and numerous others who have seen action all over the field.

"We have a lot of interchangeable parts," said Schrage. "We have a whole bunch of guys that can play, will play, but it is just a matter of exactly where each guy will settle not only into the lineup, but also in the field."

Obviously, Notre Dame will have to replace Brett Lilley, who started every game at shortstop the last three seasons, but the Irish have a more-than-capable and experienced replacement in Barnes.

"The play in the hole to his right and turning the double play are obviously the biggest differences," said Schrage. "You are not required as often to make that type play at second and then the feed for the DP now comes from either side. He practiced there last year so the move was far from foreign to him."

Barnes has started 162 games at second base the last three seasons and moved back to his natural position this fall.

"Jeremy is more relaxed in our system first of all," said Schrage. "He was our most consistent guy there in the fall. Jeremy had a good year both offensively and defensively last year, but I'd be shocked if he did not have an outstanding senior season."

Barnes had a great junior season in 2008. He batted .307 with eight home runs and a team-high 50 RBI. The eight home runs were the most by an Irish second baseman since Alec Porzel smacked 13 in 1999 and tied Louisville's Justin McClanahan for most homers by a BIG EAST second baseman. He also ranked second behind Jedd Gyorko of WVU in RBI by a league

second baseman. Barnes also led the Irish in doubles (tied), slugging percentage and games played (tied).

The Irish will also benefit from the return of sophomore 3B **Greg Sherry** and senior 1B **Evan Sharpley**.

"Greg really had a solid season for us last season," said Schrage. "He is such a feisty competitor. He has gotten stronger and continued to improve defensively this fall."

Sherry (Mendham, N.J.) made 42 starts overall and 41 at the hot corner. He batted .315 (fourth-best on the squad) with two home runs and 14 RBI. Sherry's versatility also allows him to play both middle infield positions.

"Evan was so productive for us," said Schrage. "He is capable of hitting 15 or more home runs and really provides a major presence in the middle of our lineup."

Sharpley (Marshall, Mich.) finally has his full attention on baseball after concluding his football career this past fall. He had a breakthrough season in 2008. Sharpley led the Irish in home runs with 13, which ranked tied for 13th-best in single-season school history. He also added 11 doubles and 40 RBI.

Junior 1B **Casey Martin** also returns and will challenge Sharpley for playing time, especially against left-handed pitching. Martin and Sharpley split time at the position in '08.

"Casey is another great option for us at first or designated hitter," said Schrage. "He might be the best defensive first baseman in the league. He also can hit for power."

Martin, who saw action in 50 games last year and batted .281 with three home runs and 18 RBI, is one of the top defensive first baseman in the BIG EAST. He did not commit an error in 272 fielding chances, which tied for the second-most fielding chances by any BIG EAST player without an error. It also was the second-most fielding chances without an error by a Notre Dame



Junior OF A.J. Pollock enters the 2009 season decorated with numerous preseason accolades, including preseason first team all-BIG EAST, Wallace Award Watch List, second team preseason All-American by Collegiate Baseball, third team preseason All-American by Ping!Baseball and listed as the 39th overall prospect and 16th collegiate prospect for the 2009 MLB Draft by Baseball America.

positive for us heading into the season."

Intlekofer (Moorpark, Calif.) played in 19 games in 2008 and hit .286 with five RBI. He had an outstanding fall and appears ready to become an everyday player. Intlekofer hit .444 (4-for-9) for the victorious Blue in the 2008 Blue-Gold World Series.

Chase (Cohasset, Mass.) is a top-of-the-order type hitter and scrappy infielder along the lines of Lilley. He also has the versatility to play anywhere in the infield. Chase paced the Gold squad with a team-best .375 batting average in the 2008 Blue-Gold World Series.

Sophomore INF **Mick Doyle** is also definitely in the mix for a starting nod at third base or either of the two middle infield spots.

Doyle played in 24 games a year ago and batted .313 with six RBI. He did miss the 2008 Blue-Gold World Series with an injury, but is fully recovered and ready for the spring

campaign.

Sophomore **David Casey**, junior **Will Harford**, senior **Eddy Mendiola** and junior **Herman Petzold** round out the list of returnees.

Casey (Whitefish Bay, Wisc.), who could see time at first base, either corner outfield spot or designated hitter, possesses the most power of the bunch. He batted .333 with a double, run scored and a team-best tying three RBI for the victorious Blue in the Blue-Gold World Series.

"David was probably our most improved hitter in the fall," said Schrage. "He is on the brink of being that guy that challenges Evan or Casey at first base. He will get more at-bats this season and could even develop into our designated hitter."

Harford (Chicago, Ill.) is another versatile option for the Irish. He can not only play any of the four infield positions, but could also catch in an emergency situation.

Mendiola (Miami, Fla.) provides leadership to the younger players and could see playing time at either corner infield spots, while Petzold (Saint Clair Shores, Mich.) is classic utility player. Both have played minimally over their careers, but each proved this fall that they can contribute.

## THE OUTFIELDERS

The most experienced and possibly most dynamic part of the 2009 Irish baseball team is the outfield. Schrage not only returns two everyday players in junior CF **A.J. Pollock** and junior RF **Billy Boockford**, but also gets back sophomore OF **Golden Tate** and junior OF/DH **David Mills**. The quartet played in 165 games, including 150 starts, last season.

"A.J. is as special a talent as I've been around," said Schrage. "He not only possesses all the tools to be a

## INFELDERS (15)

No.	Name	Yr.	B-T	Ht.	Wt.	Hometown (Previous School)
4	A.J. Pollock	JR	R/R	6-1	200	Hebron, CT (RHAM)
8	Evan Sharpley	SR	L/R	6-2	210	Marshall, MI (Marshall)
11	Tommy Chase	FR	R/R	5-10	165	Cohasset, MA (Boston College HS)
13	Herman Petzold	JR	R/R	5-8	175	Saint Clair Shores, MI (De LaSalle)
14	Eddy Mendiola	SR	R/R	6-0	220	Miami, FL (Palmer Trinity)
15	Greg Sherry	SO	R/R	5-9	180	Mendham, NJ (Delbarton)
20	Jeremy Barnes	SR	R/R	5-10	190	Garland, TX (South Garland)
26	Mick Doyle	SO	R/R	6-1	200	LaGrange Park, IL (Benet Academy)
29	Ryne Intlekofer	JR	R/R	5-9	160	Moorpark, CA (Moorpark)
30	Will Harford	JR	R/R	6-0	180	Chicago, IL (Kent School (CT))
38	Casey Martin	JR	R/R	6-4	230	Chesterton, IN (Chesterton)
42	Ty Adams	SO	R/R	6-6	235	Indianapolis, IN (Brebeuf Jesuit)
44	David Casey	SO	L/L	6-4	235	Whitefish Bay, WI (Whitefish Bay)
52	Steve Sabatino	FR	L/L	6-2	200	Lockport, IL (Lockport Township)
55	Matt Scioscia	SO	R/R	6-1	225	Westlake Village, CA (Encino Crespi Carmelite)





great player at this level and the major league level, but he also might be our hardest worker. He comes to the park everyday and wants to get better.”

Pollock (Hebron, Conn.) is the class not only of BIG EAST outfielders, but of outfielders nation wide. He has already been named to the Wallace Award Watch List, named second team preseason All-American by *Collegiate Baseball*, third team by *Ping!Baseball*, third team by *RecruitingClosers.com* and listed as the 39th overall prospect and 16th collegiate prospect for the 2009 MLB Draft by *Baseball America*. Pollock was also ranked as the seventh-best prospect from the Cape Cod League by *Baseball America* following his Most Valuable Player season this past summer.

Pollock finished last season for Notre Dame with a .352 batting average, 15 doubles, three triples, four home runs, 42 RBI and 28 stolen bases. A two-time BIG EAST Player of the Week selection, Pollock led the Irish in batting, hits (76), doubles (tied), total bases (109), sacrifice flies (7), stolen bases, at bats (216), games played (tied, 55) and games started (tied, 55).

Mills (Battle Creek, Mich.) was a first team all-BIG EAST selection at designated hitter in '08. He was one of four sophomores on the squad and will likely move to right field this year. Mills did play and start five games in the outfield a year ago. He batted .349 with two doubles, six triples, two home runs and 26 RBI. Mills was a perfect 9-for-9 in stolen bases. He also set single-season school records in both sacrifice bunts (19) and total sacrifices (23). Mills ranked third in hitting (.407) in conference games only.

“Calling David a pleasant surprise last season would be an understatement,” said Schrage. “He became one of the better hitters in this conference and his challenge will be to replicate that type of success now that other teams are aware of his ability.”

Tate (Hendersonville, Tenn.) joins the Irish baseball team this spring after a record-setting football season. He led the Irish in receptions (58), receiving yards (1,080), receiving touchdowns (10) and total touchdowns (11). Tate became the fifth Irish wideout (sixth time) to ever eclipse 1,000 yards in a single season.

“Golden simply has athleticism that isn’t common on the baseball diamond,” said Schrage. “He is the fastest player in this league and has the ability to easily steal 25 bases this year.”

Tate played in 18 games and started nine last season. He batted .262 with three doubles, three stolen bases and four RBI, but expects to get significantly more playing time this spring in left field while possibly leadoff.

Boockford (Glen Elyn, Ill.) appeared in 49 games and started 44 for the Irish last spring, predominantly at right field. He batted .275 with a home run and 26 RBI. Boockford probably owns one the two strongest arms of any Notre Dame outfielder.

While the majority of playing time in the Irish outfield will probably go to those four players, Notre Dame also returns junior OF/DH Matt Grosso, senior

OF Ryan Connolly, junior OF Brayden Ashdown, junior OF Bill Warrender and sophomore OF Ty Adams.

Grosso (Marlborough, Conn.) can play any of the three outfield positions, but will likely open the season as the starter at designated hitter. He did not play last year as he sat out due to the NCAA double-transfer rule (attended UConn in fall of 2006 before transferring to Maine, but did not play with the Bears in '07). Grosso is a pure-hitter with a natural, fluid swing. He reunites with former high school teammate Pollock.

Connolly (Binghamton, N.Y.), along with Barnes, serve as the Notre Dame co-captains. After suffering through an injury-plagued first three years, he appears healthy and able to contribute in the outfield and even behind the plate if necessary.

“Brayden is a guy that many people who look at our roster might forget about, but he helped us last year and will do the same this season,” said Schrage. “He is an above-average defender and might have one of the better throwing arms in the conference.”

Ashdown (Tucson, Ariz.) is one of the team’s top defensive outfielders and, along with Boockford, owns the best outfield arm. He batted .393 with a home run and four RBI in 22 games in 2008. Ashdown picked up his first two starts of the season in the series against West Virginia (filled in for injured Billy Boockford) and went 2-for-5 with a double, RBI and two runs scored on Apr. 18 and 2-for-4 with two runs scored on Apr. 19.

Warrender (Collegeville, Pa.) and Adams (Indianapolis, Ind.) are two stellar athletes that can play either corner outfielder spot. While neither saw extensive playing time last season, the duo each made tremendous progress this fall and give Notre Dame two quality options off the bench.

Freshman Alex Robinson is expected to immediately impact the lineup and battle for playing time.

Robinson (Dallas, Texas) projects into a leadoff role similar to Lilley. He is a great contact hitter from both sides of the plate with potential of gap-to-gap power. Robinson, who has great moxie on the bases, started all three games in center field for the Gold during the 2008 Blue-Gold World Series and batted .300 with a sacrifice bunt and two RBI.

Freshman Leighton Cooper (Fort Washington, Md.) definitely needs to add strength to make necessary adjustments to college pitching, but could help the Irish immediately in pinch-running situations.

## THE SCHEDULE

The Notre Dame baseball team’s 2009 schedule will include early-season trips to Florida, Arizona and Texas along with BIG EAST road series at Pittsburgh, Cincinnati, Louisville and St. John’s. The slate also features the inaugural BIG EAST/Big Ten Challenge, a home-and-home battle with Michigan, a matchup with Illinois State at Joliet’s minor-league Silver Cross Field - and a bonus midseason exhibition game versus the South Bend Silverhawks, at downtown Coveleski Stadium.

“This has to be our toughest non-conference schedule since I’ve been here,” said Schrage. “We set it up with the idea in mind that we have a lot of sophomore and juniors and wanted to see where we are at.”

The Irish will face Ohio State, Purdue and Illinois in the BIG EAST/Big Ten Challenge on Feb. 20-



Senior 1B Evan Sharpley smacked a team-leading 13 home runs and drove in 40 last year in his first full baseball season. With a second full-time baseball campaign, the sky is the limit for the former Irish quarterback.

22.

“I love the concept of the BIG EAST/Big Ten challenge,” said Schrage. “We are all in the same boat, with the exception of Louisville and USF. We are all coming out of the indoors. It is a great way to get exposure for the BIG EAST.”

Notre Dame then travels to the Phoenix Classic (hosted by Dayton) to play Gonzaga, the host Flyers and Creighton.

The Irish close the pre-conference portion of the season with their annual journey to Texas. Notre Dame opens the spring trip at the Rice Classic. The Irish will play top-ranked Rice and 2008 NCAA participants Oral Roberts and Washington State.

Notre Dame then plays a doubleheader against Grambling before ending the trip at the Irish Classic in San Antonio against Illinois State, Texas-Pan American and Trinity.

“We’ll find out our weaknesses,” said Schrage. “As a coach, you want to test your players and get them some confidence, but you also want to know where you are as a team entering that first conference weekend.”

Notre Dame’s five BIG EAST home series will include games versus Seton Hall, Villanova, West Virginia, Connecticut and USF while the midweek games at Alumni Field again will feature some of Notre Dame’s traditional non-conference rivals, most notably Central Michigan and Ball State, as well as Michigan State.

The BIG EAST Tournament again will be played under the eight-team format from May 19-23, at Bright House Networks Field in Tampa, Fla. The format will mirror the College World Series with two four-team brackets playing double-elimination games on the first four days. The bracket winners then will meet in a single title game on May 23.

The NCAA tournament regionals are set for May 29-31 and the super-regionals on June 5-7 (both at campus sites) while the College World Series will be June 13-24 at Rosenblatt Stadium in Omaha, Neb.

## OUTFIELDERS (14)

No.	Name	Yr.	B-T	Ht.	Wt.	Hometown (Previous School)
1	Matt Grosso	JR	L/L	5-10	175	Marlborough, CT (RHAM/Maine/UConn)
2	Alex Robinson	FR	B/R	6-0	170	Dallas, TX (First Baptist Academy)
4	A.J. Pollock	JR	R/R	6-1	200	Hebron, CT (RHAM)
5	David Mills	JR	L/L	5-9	165	Battle Creek, MI (Lakeview)
8	Evan Sharpley	SR	L/R	6-2	210	Marshall, MI (Marshall)
10	Ryan Connolly	SR	R/R	5-11	190	Binghamton, NY (Binghamton)
12	Brayden Ashdown	JR	R/R	6-1	180	Tucson, AZ (Catalina Foothills)
17	Billy Boockford	JR	R/R	6-1	195	Glen Ellyn, IL (Glenbard West)
29	Ryne Intlekofer	JR	R/R	5-9	160	Moorpark, CA (Moorpark)
32	Golden Tate	SO	L/L	6-1	180	Hendersonville, TN (Pope John Paul II)
36	Leighton Cooper	FR	B/R	6-0	170	Fort Washington, MD (Flint)
41	Bill Warrender	JR	R/R	6-1	190	Collegeville, PA (LaSalle Collegiate)
42	Ty Adams	SO	R/R	6-6	235	Indianapolis, IN (Brebeuf Jesuit)
44	David Casey	SO	L/L	6-4	235	Whitefish Bay, WI (Whitefish Bay)

# Radio/Television Information

## All Irish Baseball Games to be Broadcast Live on Radio in South Bend

For the eighth consecutive season, the Notre Dame baseball program has arranged for a broadcast schedule that will provide commercial-station radio coverage of the entire 56-game regular-season schedule (and all postseason). The 2009 season signals the return for the Irish to the LeSEA Broadcasting Network and the South Bend station WHME 103.1 FM, which reaches a listening audience of approximately 1.5 million people across northern Indiana and south-west Michigan.

All radio broadcasts also can be heard live on the internet via real-audio software programs, with a link available on the Notre Dame athletic website ([www.und.com](http://www.und.com)).

The Notre Dame athletics department also again will place real-time GameTracker baseball statistics on the website during all 2009 home and select road games.

The primary voice of Irish baseball for the upcoming campaign is WHME sports director Chuck Freeby, his first year broadcasting games for Notre Dame. An award-winning journalist, Freeby has received honors for his reporting in both news and sports.

Born in South Bend, Indiana, he is a 1982 graduate of Elkhart Central High School. In 1986, he received a B.A. in American Studies from the University of Notre Dame. Upon graduation, he served as a sportscaster for WTRC Radio in Indiana, producer for WGN Radio in Chicago, an assistant producer for ESPN Sports and a sportswriter for The Elkhart Truth...all at the same time. For 17 years, he received local acclaim as a sports anchor/reporter at WNDU-TV in South Bend, where Chuck pioneered the station's prep sports coverage.

Now, in addition to his Harvest Show duties, Chuck serves as sports director at LeSEA's South Bend affiliate, WHME, where he calls play-by-play on the high school football and basketball "Game of the Week," various college sports events, serves as host for Notre Dame coaches' shows and provides morning sports reports on Pulse FM.

Chuck and his wife, Diane, have six children and live in South Bend.

## Media Following the Irish



### Print Media

#### South Bend Tribune

(Bill Bilinski/Curt Rallo)  
[sports@sbtinfo.com](mailto:sports@sbtinfo.com)  
225 West Colfax Avenue  
South Bend, IN 46626  
(574) 235-6161/6316/6331  
Fax (574) 235-6091

#### Associated Press

(Tom Coyne)  
South Bend Tribune Building  
225 West Colfax Avenue  
South Bend, IN 46626  
(574) 288-1649  
Fax (574) 236-1765

#### Irish Sports Report

(Eric Hansen)  
225 West Colfax Avenue  
South Bend, IN 46626  
(574) 235-6470  
Fax (574) 239-2646

#### Blue & Gold Illustrated

(Lou Somogyi)  
1605 North Home  
Mishawaka, IN 46545  
(574) 255-9800  
Fax (574) 255-9700

#### Notre Dame Observer

LaFortune Student Center  
Notre Dame, IN 46556  
(574) 631-7471  
Fax (574) 631-6927

#### Notre Dame Scholastic

LaFortune Student Center  
Notre Dame, IN 46556  
(574) 631-7569  
Fax (574) 631-9648

#### Irish Eyes Magazine

(Denise Skwarcan/Alan Tieuli)  
21 Merriam Way  
Upton, MA 01568  
(574) 255-9780 (Skwarcan)  
(508) 529-6781 (Tieuli)  
Fax (508) 519-6553

### Television

#### WNDU-TV (NBC)

(Jeff Jeffers/Angelo Di Carlo)  
P.O. Box 1616  
South Bend, IN 46634  
(574) 631-1616/1239  
Fax (574) 631-2916

#### WSBT-TV/Radio (CBS)

(Greg Carroll/Pete  
Byrne/Carolyn Manno)  
1301 E. Douglas Road  
Mishawaka, IN 46545  
(574) 233-3141  
Fax (574) 288-6630

#### WSJV-TV (FOX)

(Dean Huppert/Allison Hayes)  
59096 County Road 7 South  
Elkhart, IN 46514  
(574) 679-4545 or 293-9227  
Fax (574) 294-1324

#### WHME-TV (LeSEA)

(Chuck Freeby/Bob Nagle)  
61300 Ironwood Road  
South Bend, IN 46614  
(574) 291-8200  
Fax (574) 291-9043

### Radio

#### WHME 103.1 FM (flagship)

(Chuck Freeby)  
61300 Ironwood Road  
South Bend, IN 46614  
(574) 291-8200  
Fax (574) 291-9043

#### WSBT-AM

(Darin Pritchett/Rick Carter)  
1301 E. Douglas Road  
Mishawaka, IN 46545  
(574) 233-3141  
Fax (574) 288-6630

#### ESPN Radio 1490 AM

**WNDV U93 (92.9 FM)**  
3371 Cleveland Rd. Extension  
Suite 310  
South Bend, IN 46628  
(574) 273-9300  
Fax (574) 273-9090

#### WVFI-AM

University of Notre Dame  
P.O. Box 532  
Notre Dame, IN 46656  
(574) 631-5379

### University/Conference

#### Notre Dame Sports

**Information**  
(Michael Bertsch)  
[mberts1@nd.edu](mailto:mberts1@nd.edu)  
[www.und.com](http://www.und.com)  
112 Joyce Center - 2nd Floor  
Notre Dame, IN 46556-5678  
(574) 631-7516  
Fax (574) 631-7941

#### BIG EAST Conference Office

(Farrah Segaloff)  
[fsegaloff@bigeast.org](mailto:fsegaloff@bigeast.org)  
[www.bigeast.org](http://www.bigeast.org)  
56 Exchange Terrace  
Providence, RI 02903  
(401) 272-9108/453-0660  
Fax (401) 751-8540

#### UND.COM

(Alan Wasielewski/Jack  
Nolan/Gary Paczesny)  
[alan@ndsportsproperties.com](mailto:alan@ndsportsproperties.com)  
[jack@ndsportsproperties.com](mailto:jack@ndsportsproperties.com)  
[gary@ndsportsproperties.com](mailto:gary@ndsportsproperties.com)  
112 Joyce Center  
Notre Dame, IN 46556  
(574) 631-2235 (Wasielewski)  
(574) 631-2238 (Nolan)  
(574) 631-3505 (Paczesny)





# Student-Athletes



*Senior co-captain Jeremy Barnes has been a mainstay for the Irish the past three years at second base, but will move to shortstop this spring. The All-BIG EAST candidate ranked first or second on Notre Dame in RBI (50, 1st), doubles (15, 1st), slugging percentage (.513, 1st), games played (55, t-1st), home runs (nine, 2nd), total bases (102, 2nd) and walks (29, 2nd) in 2008.*



# Student-Athletes



**Jeremy Barnes**

**#20**

**Senior • INF/RHP**

**Garland, Texas**

**Garland H.S.**

**5-10 • 190**

**Bats: R • Throws: R**

**SENIOR SEASON (2009):** Fourth-year infielder and returning starter ... spent each of his first three years at second base, but will move to shortstop to replace departed Brett Lilley ... a talented utility player who can play any infield position or left field, all at a high level ... will also pitch, most likely in a setup role, this spring ... has become more relaxed and confident in Notre Dame's system (under the third-year coaching staff), with improved results in his hitting and defense ... former all-state prep shortstop and record-setting pitcher in talent-rich Texas ... noted for sure-handed defense, all-around athleticism and tremendous knack for the game ... stinging line drive batter who can hit for average and power, with good base running ... carries himself with great poise and character ... hit at a .287 clip during his first three seasons with the Irish, totaling 127 RBI in 169 games played (162 starts, 107 runs, .423 slugging pct., 11 HR, 9 3B, 34 2B, .370 on-base pct., 78 BB, 8 HBP, 85 Ks, 10 sac. bunts, 20-of-28 SBs) ... a .271 career hitter in BIG EAST regular-season games (84-for-310, 78 GP, 64 RBI, 54 R, 7 HR, 4 3B, 13 2B, 35 BB, 6 SB) ... hit a combined .324 at the '06, '07 and '08 BIG EAST tournaments (9 RBI, 5 R) ... a .423 career hitter in the Blue-Gold World Series (11-for-26, 10 RBI, 5 R, 4 2B, 8 BB, 2

HBP) ... earned MVP honors of the 2008 Blue-Gold World Series ... batted .600 (6-for-10) with a stolen base, double, run scored and three RBI for the victorious Blue ... also tossed 1.2 scoreless innings of relief with three strikeouts.

**JUNIOR SEASON (2008):** Hit .286 (2-for-7) for the Blue in the 2007 Blue-Gold Series (3 RBI, R, 2B, 3 BB, HBP) ... his strong '07 summer season with the Wisconsin Woodchucks of the Northwoods League included ranking second on the team in slugging percentage (.527) and home runs (7), plus third in batting average (.286) ... also had 20 RBI, 20 runs and 15 walks in his '07 summer season (6 2B, 20 Ks, 4 SB, 2 Es) for team that went 36-31 ... appeared in all 55 games for the Irish and made 53 starts ... batted .307 (61-for-199) with eight home runs and 50 RBI ... the eight home runs were the most by an Irish second baseman since Alec Porzel smacked 13 in 1999 ... tied Louisville's Justin McClanahan for most homers by a BIG EAST second baseman and ranked second behind Jedd Gyorko of WVU in RBI by a league second baseman ... added 40 runs scored, 15 doubles, one triple, 29 walks, four sacrifice bunts, three sacrifice flies and three stolen bases ... finished first on the team in RBI, first in doubles, first in slugging percentage (.513), tied for first in games played, second in home runs, second in total bases, second in walks, third in runs scored, third in hits, third in at-bats, fourth in games started, fourth in plate appearances (237), fifth in on-base percentage (.395) and fifth in batting average ... situationally, he ranked tied for third on the team in batting versus left-handed pitchers (.310) and sixth in batting with runners in scoring position (.318) ... made only six errors in 245 fielding chances (.976 fielding percentage) and helped turn 35 of team's 65 double plays ... reached on 31% of his leadoff plate appearances and hit .308 with 2-outs (12 RBI) ... finished tied for fourth on team in multi-hit (15) and second in multi-RBI (10) games ... had 11 two-hit games and four three-hit affairs ... had five games with two RBI, three games with three RBI, one game with four RBI and one game with five RBI ... made 52 starts at second base (also one at DH) ... hit primarily in the #4 (22), #5 (27) or #6 spots (four) in the lineup ... hit .257 in BIG EAST regular-season games (26-for-101, 23 R, 24 RBI, five HR, 5 2B, 16 BB, 2 HBP, 11 Ks, 2 SAC, 1 SB) ... recorded hits in first four games of the season and six of the first seven ... went 1-for-3 with a walk and double in the season opener against Liberty on Feb. 22 ... went 1-for-4 with a walk and RBI versus Iowa on Feb. 23 ... drew a pair of walks, doubled, scored a

run and drove in a run against Albany on Feb. 24 ... posted back-to-back multi-hit games against Boston College (Mar. 2) and Maine (Mar. 4) ... doubled twice and drove in a run against BC ... walked twice, scored a run and drove in another versus Maine ... went 2-for-3 with a run scored, sacrifice fly and three RBI in the victory over South Alabama on Mar. 8 ... after going hitless in eight at-bats against top-ranked Arizona (Mar. 9) and Buffalo (Mar. 14), recorded a 10-game hitting streak from Mar. 15 through Mar. 29 (one shy of personal-best and third career hitting streak of at least 10 games) ... had five multi-hit games over 10-game stretch ... batted .410 (16-for-39) with a home run, two doubles, nine runs scored and nine RBI over the hitting streak ... went 3-for-4 with a home run, run scored and two RBI against Southern Illinois on Mar. 15 ... had another multi-hit game (2-for-4) with a RBI and run scored against Texas Pan-American on Mar. 16 ... opened the series against Georgetown 2-for-5 with a walk, double, RBI and three runs scored ... posted consecutive multi-hit games against Ball State (Mar. 25) and Wisconsin-Milwaukee (Mar. 26) ... went 2-for-3 with a walk, run scored and two RBI versus UWM ... drove in five runs in the final two games of the series sweep over Rutgers (Apr. 5 and Apr. 6) ... went 1-for-3 with a walk, double and three RBI on Apr. 5 ... went 2-for-4 with a walk, double, two runs scored and two RBI on Apr. 6 ... the Rutgers' outings started a streak of eight consecutive games started in which Barnes registered an RBI ... drove in five in the series sweep at Villanova (Apr. 11-13) ... went 2-for-5 with a run scored and three RBI in the Apr. 12 contest ... went 1-for-4 with a walk, double, run scored and two RBI versus Toledo on Apr. 15 ... nearly became first Irish player to hit for the cycle in the game against Northern Illinois at U.S. Cellular Field on Apr. 16 ... went 3-for-4 with a double, three runs scored and solo home run (missed out on triple when official scorer ruled play as a three-base error) ... posted second hitting streak of 10 games from Apr. 5 through Apr. 19 ... went 2-for-3 with a run scored and two RBI against St. John's on Apr. 27 ... established a career-best 11-game hitting streak from Apr. 26 through May 13 ... it was his third hitting streak of 10 games or more in 2008 and fifth such streak in his career ... earned BIG EAST Honor Roll following his weekend at Connecticut (May 2-4) ... hit .357 with three home runs and seven RBI ... slugged 1.071 for the weekend and batted .500 (4-for-8) and drove in six with two outs ... set a career-high with two home runs and five RBI in the game two victory over the

## BARNES' CAREER STATS

YEAR	GP/GS	AB	R	H	2B	3B	HR	RBI	BB	HP	SO	SE/SH	SB-SBA	OB	SLG	AVG
2006	58/55	231	40	68	11	6	2	49	29	5	38	3/2	9-14	.381	.420	.294
BIG EAST	26/26	111	19	34	5	3	1	27	15	1	16	3/1	2-5	.385	.432	.306
2007	56/54	194	27	50	8	2	1	28	20	1	22	1/4	8-8	.329	.335	.258
BIG EAST	26/26	98	12	24	3	1	1	13	4	1	12	1/2	3-3	.279	.327	.245
2008	55/53	199	40	61	15	1	8	50	29	2	25	3/4	3-6	.395	.513	.307
BIG EAST	26/26	101	23	26	5	0	5	24	16	2	11	2/2	1-3	.364	.455	.257
TOTALS	169/162	624	107	179	34	9	11	127	78	8	85	7/10	20-28	.370	.423	.287
BIG EAST	78/78	310	54	84	13	4	7	64	35	4	39	6/5	6-11	.343	.406	.271





Huskies ... went 3-for-5 with a double and two runs scored as well ... closed 11-game hitting streak with a great game against Michigan ... went 2-for-5 with a double, home run, two runs scored and four RBI ... exploded down the stretch of the season ... over the 11 games entering the regular-season series finale at USF, batted .341 with six home runs and 17 RBI ... slugged .818 and homered five times in one six-game stretch ... picked up hits in 44 of Notre Dame's 55 games, including 36 of the last 43.

#### **SOPHOMORE SEASON**

**(2007):** Played sparingly (minor injury) in the 2006 Blue-Gold World Series (0-for-2, R, BB, HBP, 2 GP) ... played for Great Lakes League's Delaware (Ohio) Cows at start of '06 summer (17 GP/14 GS, 5 H, 5 RBI, 4 R, 3B, 7 BB, 10 Ks, 2 SAC, 7-7 SBs, 3 Es/.959 fielding pct.) before returning to hometown Dallas area to train five weeks with professional sprinter J.J. Johnson ... trained several times a week while dropping his sprint times and adding body strength ... settled into starting second baseman role while appearing in all 56 games and batting .258 ... finished second on team in doubles (8), third in stolen bases (8-of-8), fourth in RBI (28), and fifth in hits (50) and walks (20) ... situationally, he ranked third on team in batting with runners in scoring position (.295) and total runners advanced (17), plus fourth in batting with runners on base (.280) and versus right-handed pitchers (.281; only .188 vs. LHPs) ... his other season stats included 54 starts, 27 runs, .335 slugging, .329 on-base and 22 Ks (HR, 2 3B, HBP, 4 SAC) ... made 14 errors (.947 fielding pct.) and helped turn 24 of team's 36 double plays ... reached on 32% of his leadoff plate appearances and hit .181 with two-outs (7 RBI) ... finished fourth on team in multi-hit (12) and multi-RBI (7) games ... made 35 starts at second base (also 9 at SS, 5 at 1B, 5 in LF) ... started final 32 games at second ... hit primarily in the #6 (22) or #7 spots (17) in the lineup, also batting third in 10 early games (plus five in 5-hole) ... hit only .247 in Feb./March but then batted at a .329 clip (second-best on team) during the month of April ... hit .245 in BIG EAST regular-season games (24-for-98, 12 R, 32 RBI, HR, 3B, 2 2B, 4 BB, HBP, 12 Ks, 2 SAC, 3 SB, 4 Es) ... went 2-for-4 in opening win over Prairie View (3 RBI, R, SB; 15-8, in San Antonio) ... helped knock off #12 TCU (1-for-2, R, 2 BB;



4-1, in Myrtle Beach, S.C.) and #7 Nebraska (2-for-3, RBI, R, BB, SAC; 16-6, at Stetson) ... scored twice in 5-4 home-opener win over Cleveland State (1-for-3, BB, SB) ... helped post 17-9 win over Western Michigan (2-for-4, 2 RBI, R, 2B) ... went 2-for-5 in 13-10 loss to South Florida (RBI, R, 2B, SB, K) ... helped post 7-3 home win over Oakland (2-for-4, 2 R, 3B, SAC) and 9-5 win in series finale at Cincinnati (4-for-5, RBI, 3 R, 2B, K) ... went 2-for-5 in series-clinching win over Georgetown (2 RBI, 2 R, 2B, SB; 11-2), starting his 11-game hit streak (April 15-May 1) that would end up tied for the longest by an Irish player in 2007 ... helped Irish rally to 8-7 win over Toledo (2-for-5, RBI, R, 2B) ... ended Matt Bischoff's perfect game with a leadoff single in the 9th inning (up the middle, on full count), with the Irish going on to win that game with Purdue, 1-0 in 10 ... hit 4-for-14 in West Virginia series (3 RBI, 2 R, HR, SB), with a home run in game-2 (2-for-5, 2 RBI; 17-6) ... played key role in series win at league leader Rutgers (4-for-11, RBI, 2 R, 3B, HBP, 3 Ks) ... helped edge Illinois-Chicago, 4-3 (1-for-3, 2 RBI, BB) ... hit 1-for-7 at the BIG

EAST Tournament, in games vs. Rutgers (3-13) and Villanova (H, 2 RBI; 2-3).

#### **FRESHMAN SEASON**

**(2006):** Was top all-around player in the 2005 Blue-Gold World Series, as Gold's second-best hitter (.429, 3-for-7, 5 RBI, 2 R, 2 2B, 3 BB) while making no errors at second and logging two shutout, no-hit appearances (3.2 IP, BB, 3 Ks) ... saved final BGS game in '05 (6-3) by retiring 8-of-9 (BB, K), after earlier RBI double, two walks and run scored ... rated as the BIG EAST Conference's top freshman offensive player in 2006, earning second team all-league honors while becoming first freshman in nearly 20 years to lead the Irish in RBI ... Cincinnati outfielder Josh Harrison was only other freshman position player named all-BIG EAST (3rd team) while two freshman pitchers - ND's Kyle Weiland and Cincinnati's Steve Blevins - were named to the second team (all four of the above were passed over, as USF 3B Addison Maruszek was named rookie of the year) ... led all BIG EAST freshmen in overall (49) and league RBI (27), also owning top freshman totals for triples (6 overall, 3 in league) and league ABs (111) ... his 49 RBI were 11th among all BIG EAST players while Cincinnati's Logan Parker was only BIG EAST player with

more triples (seven overall, four league) ... in conference action, his 27 RBI ranked fourth among all BIG EAST players behind West Virginia senior Stan Posluszny, Rutgers sophomore Frank Meade and St. John's senior Will Vogl ... first freshman to lead Notre Dame in RBI since future All-American and big leaguer Dan Peltier had a team-best 39 in '87 ... Brant Ust (54, in '97) is only ND freshman ever to total more RBI in a season than Barnes ... led '06 team in triples (6) and ABs (231), second in hits (68) and stolen bases (9-of-14), third in runs (40), total bases (97), walks (29) and games played (58), fourth in slugging pct. (.420) and doubles (11) ... his other stats included .294 batting, 11 doubles, pair of home runs .381 on-base and 38 Ks (55 GS, 5 HBP, 2 sac. bunts, 7 Es/.964 fielding) ... hit 62 points higher with runners in scoring position (.356; 5th on team), also fifth on team with .472 batting vs. RH pitchers (.325 vs. LHPs) while owning .472 leadoff on-base pct. (5th) ... hit .230 with 2-outs (12 RBI) ... finished -4 in plate-discipline ratio (29 BB+5 HBP-38 Ks) ... had only a pair of 2-error games (none with 3-plus Es) ... his 14 multi-RBI games trailed only

# Student-Athletes

Matt Bransfield's 16 (5th on team with 17 multi-hit games) ... starting assignments reflected his versatility, with starts at all four infield spots (22 at 2B, six each at SS and third, three at 1B) to go along with 18 DH starts while batting 22 times in cleanup spot and 25 in 3-hole (twice at leadoff, five as #5 batter, once in #7 spot) ... the Irish were 11-1 when he started on left side of infield (6-0 at 3B, 5-1 at SS) and 18-3 when he was cleanup batter ... batted slightly higher in all road games (.300, 39-for-130, 27 RBI, 23 R, HR, 5 3B, 8 2B) than at home (.287, 29-for-101, 22 RBI, 17 R, HR, 3B, 3 2B) ... his other stats in '06 BIG EAST games: .306 batting, 15 BB (19 R, HR, 5 2B, HBP, 16 Ks, SAC, 2-5 SB, 2 Es/.973) ... made debut in 8-2 win over Air Force (1-for-5, R; in Millington, Tenn.) ... hit 3-for-4 in early loss to Arizona (SB; 0-2 in 10 inn., at Metrodome) ... his swinging bunt to left side forged 8thinning tie with #15 Texas A&M (4-4, in San Antonio) and he then stole a base before scoring on Cody Rizzo's double for eventual winning run (5-4) ... hit 2-for-4 in home win over Central Michigan (2 RBI, R, B; 11-9), sparking nine-game hit streak from March 22-April 2 ... had early double and run, followed by 2-run blast and RBI single to lead 6-3 road win over Georgetown (3-for-6) ... his impressive series versus Pittsburgh (6-for-14, 3 RBI, 2 R, 2B, BB, K) included dramatic game-ending hit to complete sweep - sending 0-1 pitch into left-center for 1-out, 2-run single and 9-8 win (3-for-5, 2 R, BB) ... added RBI double days later in 6-4 comeback win over Ball State ... his 4-for-5 game helped complete sweep at South Florida (2 RBI, 2 R, 3B, 2B) ... added 2-for-10 effort in sweep of St. John's (2 R, 4 BB, HBP, K) and batted 4-for-15 as Irish took three from Rutgers (2 R, 4 RBI, SAC, SF, 2 Ks) ... had pair of hits in game-2 vs. RU (3 RBI, R) and again in game-3 (RBI, R) ... his 3-for-11 series at UConn (R, 4 RBI, 2B, 3 BB, 2 Ks, 1-2 SB) included pair of RBI in tight game-1 (1-for-3, BB, SF, K; 7-6) and 2 RBI in nightcap (1-for-5, R, 2B, SB, K; 7-3; game-3 ended 1-1) ... homered in 12-1 win over Cleveland State (2-for-4, 4 RBI, R, HBP) ... hit 4-for-13 in Louisville series (3 R, 4 RBI, 3B, 2 Ks), including 2-for-4 in 11-3 opener (3 RBI, R, K; UL won next two, 5-4 and 9-6) ... added 3-for-11 in another 1-2 series, at Seton Hall (3 RBI, 3 R, 2B, 2 BB, 2 Ks), with 2 RBI in 7-6 opening loss (R, 2B, SF, K) ... hit 3-for-14 in road sweep of Villanova (2 RBI, 4 R, BB, K; 2-for-4 with RBI in 3-1 opener) ... factored into nearly one-third of team's runs (10-of-28; 6 RBI, 4 R) as Irish won fifth straight BIG EAST Tournament title, in Clearwater, Fla. ... team's second-leading hitter (.421, 8-for-19) at the BET, with team-best RBI total and pair of triples (BB, HBP, 4 Ks, SB) ... started strong at BET with 3-for-4 game vs. USF (2 RBI, 3B; 3-



1) and 3-for-5 vs. West Virginia (3 RBI, 2 R, SB; 12-4) ... scored key run in elimination game with St. John's (0-for-2, R, BB, HBP, K; 5-3) and tripled/scored to help finish off Louisville in title game (1-for-4, K; 7-0) ... batted 3-for-11 in two games at NCAA Lexington Regional (2 R, 3B, 2B, BB).

**PREP & PERSONAL:** All-state and team MVP as senior shortstop at South Garland High School (.430, 39 R, 9 2B, 4 HR) ... helped '05 team win conference title ... team MVP as junior in '04, earning all-district honors as a shortstop (.314, 3 HR) and pitcher ... set SGHS record with 1.31 ERA in '04, including no-hitter versus rival Garland HS squad led by Jarrod Plumber (later a member of the L.A. Dodgers organization) ... named all-conference in his final three seasons ... pitched in title game at '04 summer nationals, with Dallas Tigers ... competed with Tigers at 2003 (runner-up) and

'04 Wood Bat Championships ... threw perfect game as 14- year old with Garland Cubs and played in Pony World Series ... received prestigious Sons of the Revolutionary War Award ... one of three Texas natives on '09 Notre Dame roster ... current Philadelphia Phillies closer Brad Lidge also wore #20 during his Notre Dame career ... mother Sharon Barnes played basketball at the University of Arkansas-Monticello ... born April 13, 1987, in Texarkana, Texas ... son of David and Sharon Barnes ... full name is Jeremy David Barnes ... entered 2008 fall semester with a 3.153 cumulative GPA, including a 3.47 in-season GPA during the 2006 spring term, a 3.56 in the fall of '07 and 3.238 in the spring of '08 ... an anthropology major, in the College of Arts and Letters.







**Ryan  
Connolly**

**#10**

**Senior • OF/C  
Binghamton, N.Y.  
Binghamton H.S.  
5-11 • 190  
Bats: R • Throws: R**



**SENIOR SEASON (2009):** Will serve as co-captain (along with fellow senior Jeremy Barnes) of the 2009 Irish team ... spirited veteran who played at both corner infield spots in 2007 but was confined to DH duty in 2008, due to series of injury problems ... appears healthy and able to contribute in the infield and even behind the plate if necessary ... missed all of his freshman season in 2006 due to shoulder injury that required surgery (Oct. '05) ... suffered another setback that limited his play during 2007 fall season ... a tremendous athlete who also starred in football and hockey as a prep ... one of the hardest workers on the team and a quality leader for any role ... a feisty competitor who can hit with power and rates as one of team's fastest runners.

**JUNIOR SEASON (2008):** Served as pinch-hitter for Gold squad that won the 2007 Blue-Gold World Series (0-for-2, K) ... appeared in eight games off the Irish bench last spring primarily as a key pinch-runner ... batted .500 (2-for-4) with an RBI and two runs scored ... entered the matchup with Iowa as a pinch-runner and came around to score a run on Feb. 23 ... saw action in the same capacity against both Maine (Mar. 4) and Lehigh (Mar. 6) ... registered a pinch-hit single against top-ranked Arizona on Mar. 9 ... recorded a RBI ground out against Wisconsin-Milwaukee on Mar. 26 ... went 1-for-1 with a run scored against Mississippi Valley State on Apr. 30.

**SOPHOMORE SEASON (2007):** Played for the victorious Gold in the 2006 Blue-Gold World

Series ... batted .200 (1-for-5) with a run scored and walk ... walked and scored 5th-inning run to help Gold win tight game-1 (2-1) of series ... ranked fifth on team with seven doubles while appearing in 34 games and starting 24, with his time split between left (11 starts) and right (13) field ... platooned with then freshman Brayden Ashdown as right fielder/9-hole hitter for part of season ... his season stats included 14 runs scored and 13 walks (.185 batting avg., 9 RBI, 3B, 29 Ks, SAC, 2-5 SB) ... made one error in 27 fielding chances ... 18 of his starts came in the 9-hole, plus starts in the #6 (1) and #8 (5) spots ... made his debut with the Irish in opener versus Prairie View and scored a run in that 15-8 win (in San Antonio) ... started the next day in 6-0 loss to Texas State (1-for-2, 2B, BB) ... registered a hit in 4-1 win over #12 TCU (in Myrtle Beach, S.C.) ... had a two-run double and scored twice in 16-6 win over #7 Nebraska (K; at Stetson) ... hit an RBI double in his only AB versus Duquesne (14-3; in Clearwater, Fla.) ... helped post 11-4 win over Dayton (1-for-3, 2B, BB; at Florida Gulf Coast) ... plated a pair of runs in 17-9 win over Western Michigan (1-for-2, 2B) ... reached base four times and scored twice to help beat Georgetown, 11-2 (1-for-1, 3 BB, SB) ... scored two more runs in 17-6 win over West Virginia (1-for-4, BB) ... helped Irish take series at league-leading Rutgers (3-for-9, 2 RBI, 5 R, 3B,

2B, 2 BB, 3 Ks, SB) ... factored into six of the Irish runs in 15-3 opener at RU (2-for-2, 2 RBI, 4 R, 3B, 2 BB, SB) ... played as defensive sub in BIG EAST Tournament loss to Villanova (2-3; in Brooklyn, N.Y.).

**FRESHMAN SEASON (2006):** Did not compete during 2006 spring season, due to shoulder injury that required surgery in October of 2005 ... played for Blue team in the 2005 Blue-Gold World Series ... went hitless in six at-bats, but did draw two walks, stole a base, scored a run and drove in a run ... got back into the swing of full-time playing in the summer of 2006, with the wood-bat New York League's Amsterdam Mohawks ... served exclusively as Mohawks DH, smacking pair of home runs while swiping 9-of-13 stolen bases and scoring 15 runs (also 18 H, 11 RBI, 11 BB, 3 2B, 3B, 5 HBP, 32 Ks, 2 SAC in 32 GP).

**PREP & PERSONAL:** Three-sport athlete who starred at Binghamton High School in baseball and football while playing hockey with Binghamton Junior Senators ... earned baseball all-state honors in 2005, as senior captain for conference champs ... rated 12th overall prospect in New York, per *Perfect Game/Baseball America* ... hit .413 with 17 RBI in 21 games during '05 season (4 HR, 6 2B, 26 B, 16 BB, 4 Ks, 7 SB) ... helped Post 1645 reach quarterfinals at '05 World Youth Classic ... all-conference junior season in '04 included .439 batting (4 HR, 13 RBI, 26 R, 13 SB, 5 2B, 2 3B, 12 BB, 22 GP) ... only player from New York named to Street and Smith's preseason list of the "top-50 juniors to watch across the country" ... hit bases-

loaded double to beat Vestal in '04 state semifinal ... went 4-for-5 and scored winning run versus Windsor ... stroked three triples in game-3 of 2004 Empire State Games versus Long Island (hit 8-for-16 overall in the ESG, as leadoff batter for Central Region team) ... all-conference as a sophomore (.459, 10 2B, 15 SB) ... hit 3-run homer in 2003 American Legion district final ... all-metro pick as a freshman (.317) ... a three-time all-division pick as a football quarterback, leading team to sectional title as a senior ... forward and two-year captain with Junior Senators hockey team ... played in hockey senior all-star classic ... he and his mother Penny are co-chairs for the Michael E. Connolly Endowment for Lung Cancer Research (named in honor of his deceased father) ... member of the National Honor Society ... candidate for International Baccalaureate Diploma ... other Irish players to wear #10 have included outfielder Rick Chryst (current Mid-American Conference commissioner), infielder Cory Mee (now Toledo head coach), recent infield standout Alec Porzel and All-America pitcher Chris Niesel ... played on 2004 Empire State Games with two current BIG EAST Conference players: UConn pitcher Bob Vanwoert and Ryan Cole of St. John's ... born May 3, 1987, in Binghamton, N.Y. ... full name is Ryan Michael Connolly ... a psychology and pre-professional studies major, in the College of Arts and Letters.

#### CONNOLLY'S CAREER STATS

YEAR	GP/GS	AB	R	H	2B	3B	HR	RBI	BB	HP	SO	SF/SH	SB-SBA	OB	SLG	AVG
2007	34/24	81	14	15	7	1	0	9	13	0	29	0/1	2-5	.298	.296	.185
BIG EAST	14/11	34	9	6	1	1	0	2	8	0	14	0/0	2-2	.333	.265	.176
2008	8/0	4	2	2	0	0	0	1	0	0	1	0/0	0-0	.500	.500	.500
BIG EAST	0/0	0	0	0	0	0	0	0	0	0	0	0/0	0-0	.000	.000	.000
TOTALS	42/24	85	16	17	7	1	0	10	13	0	30	0/1	2-5	.306	.265	.200
BIG EAST	14/11	34	9	6	1	1	0	2	8	0	14	0/0	2-2	.333	.265	.176

# Student-Athletes



**Sam  
Elam**

**#24**

**Senior • LHP**  
**Mesquite, Texas**  
**Poteet H.S.**  
**6-3 • 220**  
**Bats: L • Throws: L**

**SENIOR SEASON (2009):** Rare commodity as 6-foot-3 hard-throwing lefthander who was projected by *Baseball America* as BIG EAST Conference's top prospect for 2008 Major League draft (rankings prior to '07 season) ... likely to fill a relief role in 2009 ... noted for arm strength, high release point and lively fastball ... keys to his progress include repeating his delivery and improved command ... looking to turn in a steady and more consistent season in 2009 - as his first three seasons with the Irish included record-setting low hit totals allowed (23 H in 45.0 innings; 4.6 H/9 IP, .146 opp. batting avg.) but plenty of free bases surrendered (35 BB, 10 HBP, 9 WP; 9.4 BB+HB+WP per 9 IP) ... his other career stats with the Irish include a 4.20 ERA, 0-2 record and one save in 25 appearances (seven GS) ... his four career appearances in Notre Dame's Blue-Gold World Series include a pair of tough-luck losses ... spent the summer of 2008 with the Hays Larks of the Jayhawk League ... made 10 appearances and two starts ... went 0-1 with a 8.03 ERA in 12.1 innings of work ... allowed just three hits as opponents batted just .083 against him and struck out 14, but walked 28.

**JUNIOR SEASON (2008):** Member of series-winning Gold team in 2007 Blue-Gold World Series ... tossed 1.0 inning, allowed two runs on a hit ... walked three and struck out two ... made just one appearance for the Irish in the spring ... pitched out of the bullpen against Wisconsin-Milwaukee on Mar. 26 ... did not allow a hit in 1.0 inning of work, but surrendered a pair of runs on four walks and four wild pitches ... did register a pair of strikeouts ... joined former classmates Kyle Weiland, Brett Gaffy and David Phelps on the pitching staff of the Cape Cod League's Falmouth Commodores in summer of 2007 (14.79 ERA, 9 GP/2 GS, 14 IP, 17 Ks, 8 H, 26 BB, 10 HB, 5 WP).



**SOPHOMORE SEASON (2007):** Part of victorious Gold squad in 2006 Blue-Gold World Series, despite losing game-2 when eventual winning run (4-3) came home on throwing error (3 IP, 4 R/3 ER, 3 H, 4 BB, 2 Ks) ... split time as starter and situational reliever while trying to find consistency in his outings and innings ... set the Notre Dame record for fewest hits allowed per 9.0 innings (4.26; 15 H/31.2 IP), besting Ed Lupton's record (4.83, in '63) that was set in the wood-bat era and had stood for nearly 45 years ... also led staff in low opponent batting average (.146), low batting by left-handed (.107) and right-handed (.160) hitters, low batting with runners on base (.211) and low leadoff on-base percentage (.181) ... his dominance in limiting opposing hits often was counteracted by high walk totals (25; 7.1 BB/9 IP), in addition to allowing other free bases (7 HBP, 5 WP) ... his combined totals of BB+HBP+WP was 10.5 per 9 IP, leading to a 4.55 ERA, an 0-2 record and only one save ... ranked third on staff in starts (7), fourth in opponent two-out batting average (.229) and fifth in Ks per 9 IP (7.1; 25 Ks), groundouts per 9 IP (10.8) and groundout/flyout ratio (1.4) ... did not allow a home run in his 13 appearances ... allowed 2-of-6 inherited runners to score ... his first batters faced (out of the bullpen) hit 1-for-6 (2 RBI, 4 Ks) ... had a 9.35 ERA after his first three games pitched (all starts; 8.2 total IP) and then made three short relief stints before a solid start vs. IPFW (4 IP, 2 H, BB, 3 Ks, W; 3-2) ... played lead role in a giving the Eck Stadium fans a rare sight on April 18, 2007 - after combining with Purdue RHP Matt Bischoff to allow no hits through the first 7-plus innings ... he did allow six walks by Purdue in that game (all in the first 6 IP) while the only hit vs. Elam (in 9 IP) came with two outs in the 8th ... Bischoff's perfect game ended on a leadoff single from Jeremy Barnes in the 9th (the Irish won, 1-0 in the 10th) ... became the first Irish pitcher with a 1-hit, 9-inning appearance since RHP Grant Johnson's complete game in the record-setting 25-1 win over South Alabama ('02 NCAA Regional, at Eck) ... saw his ERA plummet to 3.75 after the Purdue game ... had another quality start vs. Ball State (4.1 IP, R, 2 H, 4 BB, K, WP, 2 HB; 7-3) ... inherited a 9th-inning jam and recorded final out to save 6-4, series-clinching win at league leader Rutgers ... was rated by *Baseball America* as top prospect in wood-bat

Jayhawk League during summer of '06, after stellar showing with Hays (Kan.) Larks that included leading league in wins (5-0), ERA (0.95) and strikeouts (42) during league play (his Jayhawk League pitcher-of-the-year stats also included only 7 BB in 28 IP of league action) ... *Baseball America* cited him for a summer fastball that touched 95 mph, to go along with "excellent command and clean mechanics" during his summer stint with the Larks ... played alongside former Notre Dame teammate Ross Brezovsky on '06 Larks team that won Jayhawk League title, advanced to National Baseball Congress World Series (Wichita, Kan.) and finished 40-16 ... his overall stats (including non-league games): 2.77, 7-0 record, .127 opp. batting, 14.2 Ks/9 IP (77 Ks in 48.2 IP) ... his inning total with the Larks matched his total of walks (28) and hits (21) allowed, for a solid 9.06 WHIP (BB+H/9 IP) ... allowed only one home run with Hays but did have other control issues (8 HB, 6 WP) in his 20 GP (4 GS, 2 SV).

**FRESHMAN SEASON (2006):** Split pair of relief decisions in 2005 Blue-Gold World Series (3.2 IP, 3 R, 6 H, 3 BB) ... showed glimpses of potential despite pitching only 12.1 innings, with 3-to-1 ratio of Ks to walks (19/6), a lowly .178 opp. batting average and a 2.19 ERA that ranked third on the staff (8 H, 3 HB) ... allowed 1-of-4 inherited runners to score while his first batters faced hit 3-for-9 (BB, HBP, 3 R, K) ... made debut with inning versus Oklahoma (UER, H, BB, 2 Ks; 3-4) ... K'd batter in Metrodome loss to Minnesota (0-8) ... logged two shutouts innings with four Ks in spring-break win over Iowa (16-2, in San Antonio) ... pitched another game in his home state on that trip, with shutout inning vs. Southern Illinois (BB, HB, K; 12-1) ... made his first of two BIG EAST regular-season appearances in 8-3 road loss to Georgetown (1.2 IP, H, BB, K) ... added shutout inning against Valparaiso (K; 12-0) before longest outing of season, in 15-1 win over Oakland (3 IP, R, 3 H, BB, HB, 5 Ks) ... did not register an out in brief appearance vs. Rutgers (2 R, H, 2 BB; 11-5) before his shutout inning helped defeat Cleveland State, 12-1 (H, K) ... made two postseason appearances - against St. John's at BIG EAST Tournament in Clearwater, Fla. (IP, H, 3 Ks; 1-10), and at Kentucky in NCAA Regional (0.1 IP; 4-10).

**PREP & PERSONAL:** Standout pitcher as junior and senior at Poteet HS ... first burst onto scene in summer and fall of 2004 ... dominating closer as senior in '05 (2.21, 9-2, 92 Ks, 45 IP) ... averaged better than two strikeouts per inning over final two prep seasons (146 Ks in 71 IP) ... *Team One Baseball* rated him nation's #147 prep prospect, while *Baseball America* slotted him 34th in Texas ... had big win in '05 regional semifinals, entering tie game in 7th and logging 4.0 innings to beat Arlington Heights ... posted 2.20 ERA as a junior (54 Ks, 26 IP) ... logged 11 straight games in relief without allowing a hit or run ... MVP of Mt. Pleasant Tournament (four shutouts, no-hit relief stints) ... selected for Texas Scout North-South Game (at Ameriquet Field, home of Texas Rangers) ... also played first base at PHS ... pitched in Perfect Game Wood Bat National Championships (Ft. Myers, Fla.) ... listed as fifth-best prospect at South Showcase (held at Baylor) ... honor-roll student and member of National Honor Society ... one of four Teas natives on current Irish squad and one of 18 all-time Texas natives to monogram with Notre Dame baseball ... former ace closer John Corbin also recently wore jersey number 24 for the Irish, from 1997-2000 ... born June 16, 1987, in Dallas ... son of Rusty and Belynda Elam ... full name is Samuel David Elam ... posted 3.13 GPA in '07 spring semester and a 3.10 in fall of '07 ... an anthropology and computer applications major, enrolled in the College of Arts and Letters.

## ELAM'S CAREER STATS

YEAR	GP/GS/CG	IP	H	R	ER	BB	K	WP	HB	BK	AVG	HR	W-L	SV	ERA
2006	11/0/0	12.1	8	4	3	6	19	0	3	0	.178	0	0-0	0	2.19
BIG EAST	2/0/0	1.2	2	2	2	3	1	0	0	0	.286	0	0-0	0	10.80
2007	13/7/0	31.2	15	17	16	25	25	5	7	0	.146	0	0-2	1	4.55
BIG EAST	5/1/0	3.2	1	5	5	4	4	2	1	0	.091	0	0-1	1	12.27
2008	1/0/0	1.0	0	2	2	4	2	4	0	0	.000	0	0-0	0	18.00
BIG EAST	0/0/0	0.0	0	0	0	0	0	0	0	0	.000	0	0-0	0	0.00
TOTALS	25/7/0	45.0	23	23	21	35	46	9	10	0	.152	0	0-2	1	4.20
BIG EAST	7/1/0	5.1	3	7	7	7	5	2	1	0	.167	0	0-1	1	11.81







## Eddy Mendiola #14

**Senior • 3B/1B**  
**Miami, Fla.**  
**Palmer Trinity H.S.**  
**6-0 • 220**  
**Bats: R • Throws: R**

**SENIOR SEASON (2009):** Strong-armed veteran who could see time at either corner infield spot ... a hard worker, with an engaging personality ... has the tools to be effective defensive third baseman, with sure-handed defense, keen instincts and strong arm ... has short, powerful stroke with power to both gaps ... a proven commodity as a pinch-hitter (he was 6-for-14 coming off the bench in 2007) ... his two-year totals with the Irish include a .309 batting avg. in 43 games played (6 GS, 10 RBI, 7 R, 3 2B, 3 BB, 3 BB, 11 Ks, SAC, SF) ... started all three games for the Gold in the Blue-Gold World Series ... batted .167 (1-for-6) with a triple, RBI and two runs scored ... drew three walks ... spent the summer of 2008 with the Geneva Redwings of the New York Collegiate League ... saw action in 37 games and started 35 ... batted .311 with three home runs and 22 RBI ... added 18 runs scored, 10 doubles, a triple, 22 walks and eight stolen bases ... tied for the team-lead in home runs ... named to the NYCBL all-star team and captured defensive MVP honors from the game.

**JUNIOR SEASON (2008):** Appeared in all three games for Blue squad in 2007 Blue-Gold World Series (0-for-2, 2 Ks) ... appeared in four games off the bench for the Irish in the spring ... went hitless in four at-bats ... played against Arizona (Mar. 9), Wisconsin-Milwaukee (Mar. 26), Chicago State (Apr. 22) and Mississippi Valley State (Apr. 30).

**SOPHOMORE SEASON (2007):** Hit .286 (2-for-7) and played error-free at third base, as member of Blue team in the 2006 Blue-Gold World



Series (R, 2 Ks, SAC) ... started at third base for wood-bat Florida Collegiate League's Altamonte Springs Snappers in summer of '06 ... the Snappers went 26-8 overall, with playoff wins over Sanford River Rats (5-1) and Orlando Shockers (7-0) before 4-3 loss in FCL title game (the Winter Park Diamond Dawgs won on a 2-out, 2-run HR in the 9th) ... the FCL title game was played in St. Petersburg at Tropicana Field, immediately following a big-league game between the Tampa Bay Devil Rays and Boston Red Sox ... his stats with the Snappers included 14 runs and 10 RBI in 31 games (30 GS, 4 2B, 8 BB, 4 HBP, 32 Ks, sac. bunt, 1-3 SBs, 11 Es/.913 fielding pct.) ... backup third baseman and hard-hitting DH who batted at a .321 clip (9-for-28) in his limited duty (6 RBI, 4 R, 3 2B, 2 BB, 6 Ks, E/.800 fielding) ... made three starts in his 21 appearances ... his starts at DH included both games at Pittsburgh (1-for-7, 2 RBI, 2B; 2-4/0-5) and the 10-inning thriller with Purdue (0-for-2, K; 1-0, in 10) ... batted a team-best .429 (6-for-14) as a pinch-hitter, with the team's other pinch-hitters going just 8-for-47 (.170) ... hit considerably higher as a pinch-hitter than in his other ABs (3-for-14/.214) ... had pinch-hit, RBI double in 14-3 win over Duquesne (in Clearwater, Fla.) ... doubled and scored versus New York Tech (12-1, at Florida Gulf Coast) ... had pinch-hit singles in his next four games played, versus Western Michigan (17-9), South Florida (R; 10-13), Central Michigan (4-8) and Chicago State (2-for-3, 3 RBI, R; 14-4) ... had two-run double in first game at Pitt ... collected his final pinch-hit of season in 8-7 comeback win over Toledo.

**FRESHMAN SEASON (2006):** Played for Gold in 2005 Blue-Gold World Series (1-for-7, R, BB,

HBP, K, SAC, 2 Es) ... served as backup third baseman and pinch-hitter, batting .296 in 22 games played (3 GS, 4 RBI, 3 R, BB, SAC, 5 Ks, 3 Es/.893 fielding) ... played in season-opening win over Air Force (8-2; Millington, Tenn.) ... came off the bench to deliver hits in first two games at the Metrodome (1-11 vs. Nebraska, 0-8 vs. Minnesota) and earned a start the next day as DH in 2-0, 10-inning loss to Arizona (0-for-2, 2 Ks) ... had RBI single and scored in 12-2 win over Southern Illinois (in San Antonio) ... went 1-for-2 with a run scored in 12-0 win over Valparaiso and was 2-for-3 with a sac. bunt as starter at third base in 6-4 game with Chicago State ... hit safely in 10-4 win at South Florida, adding 2-RBI game in 15-1 win over Oakland (1-for-2) ... started at third and scored key run in 10-inning win over IPFW (4-3) ... plated a run with a sacrifice fly in final game of regular season, a 12-1 road win over Villanova.

### PREP & PERSONAL: Hit

.390 as a senior captain at Palmer Trinity High School (3 HR, 6 2B, 14 RBI, 20 BB, 14 SB) ... listed by Team One Baseball as nation's third-best third base prospect among 2005 high school players ... also was listed by *Perfect Game/Baseball America* as the 24th-best prep prospect in Florida ... third team all-county as a junior (.406, 2 HR, 4 3B, 8 2B, 27 RBI, 12 SB, 20 GP) ... two-time captain and team MVP, also all-conference and all-city both years ... helped PTHS win first district title in 18 years ('04) ... earned 2004 leadership award ... played first two seasons at Belen Jesuit ('03 state runner-up) ... had strong all-around game in '05 state tournament loss to Florida Christian (seven fielding assists, two diving plays, four intentional walks) ... competed at World Wood Bat Underclassmen Championship and 2004 National Underclassman Showcase ... selected to play for Team Florida at 2004 CABA World Series (Euclid, Ohio) ... named to *Baseball America/Perfect Game USA* Team that competed at 2004 National Wood Bat Championship ... invited to Chicago White Sox 2004 all-star game between Dade and Broward counties ... nominated for Scholar-Athlete award in Dade County ... national honor roll student ... one of 17 Florida natives to monogram with Notre Dame baseball ... inherited #14 jersey worn previously by all-BIG EAST corner infielder Matt Edwards ('05) ... has compiled four semester GPAs of 3.00 or higher, including a 3.27 in the 2007 spring semester ... born June 22, 1987, in Miami ... son of Eduardo and Aylin Mendiola ... full name is Eduardo Francisco Mendiola ... a marketing major, enrolled in the Mendoza College of Business.

### MENDIOLA'S CAREER STATS

YEAR	GP/GS	AB	R	H	2B	3B	HR	RBI	BB	HP	SO	SF/SH	SB-SBA	OB	SLG	AVG
2006	22/3	27	3	8	0	0	0	4	1	0	5	1/1	0-0	.310	.296	.296
BIG EAST	9/0	7	0	1	0	0	0	1	0	0	2	1/0	0-0	.125	.143	.143
2007	21/3	28	4	9	3	0	0	6	2	0	6	0/0	0-0	.367	.429	.321
BIG EAST	11/2	15	2	2	1	0	0	2	2	0	5	0/0	0-0	.235	.200	.133
2008	4/0	4	0	0	0	0	0	0	0	0	1	0/0	0-0	.000	.000	.000
BIG EAST	0/0	0	0	0	0	0	0	0	0	0	0	0/0	0-0	.000	.000	.000
TOTALS	47/6	59	7	17	3	0	0	10	3	0	12	1/1	0-0	.317	.339	.288
BIG EAST	20/2	22	2	3	1	0	0	3	2	0	7	1/0	0-0	.200	.182	.136

# Student-Athletes



**Evan Sharpley**

**#8**

Senior • INF/OF  
Marshall, Mich.  
Marshall H.S.

6-2 • 210

Bats: L • Throws: R



home runs ... made his season debut against Liberty on Feb. 22, but went hitless ... registered a critical pinch-hit, RBI double against Iowa on Feb. 23 ... went 3-for-3 with a double, run scored, three RBI and game-winning, walk-off solo home run (first of his career) against Maine on Mar. 4 ... first walk-off home run for the Irish since 2006 and 13th since 1996 ... posted back-to-back two-hit games against Lehigh (Mar. 6) and Texas A&M

**SENIOR SEASON (2009):** Two-sport talent who finally concentrated on baseball last fall and success was evident ... tremendous athlete with incredible raw power, packing plenty of talent into his 6-2, 215-pound frame ... greatest power seems to be to the opposite field ... enters the spring as the starting first baseman ... first Irish player to ever throw multiple touchdown passes and hit multiple home runs in the same academic year ... hit at a .280 clip during his first three seasons with the Irish, totaling 46 RBI in 73 games played (42 starts, 27 runs, .577 slugging pct., 13 HR, 13 2B, .362 on-base pct., 19 BB, 4 HBP, 60 Ks, 1-of-1 SBs) ... a .284 career hitter in BIG EAST regular-season games (23-for-81, 29 GP, 21 RBI, 11 R, 6 HR, 5 2B, 9 BB).

**JUNIOR SEASON (2008):** Appeared in 51 games for the Irish and made 33 starts, predominantly at first base (28), but also made three starts at 3B and two at DH ... batted .324 (44-for-136) with a team-high 13 home runs and 40 RBI ... the 13 home runs ranked tied for fourth in the BIG EAST ... the 13 bombs were the most by an Irish player since Matt Edwards hit 14 in 2005 ... 10 of his 13 home runs went to center or left field ... one of 20 players in Notre Dame history to hit 10

or more home runs in a single season ... named BIG EAST Player of the Week on Mar. 24 ... added 22 runs scored, 11 doubles, 14 walks, one sacrifice fly and one stolen base ... finished first on the team in home runs, third in total bases, third in RBI, third in doubles, fifth in games played and third in games played as a sub ... situationally, he ranked fifth on the team in batting versus right-handed pitchers (.355), fifth in batting with two outs (.346) and sixth in batting with runners in scoring position (.311) ... ranked fifth on the team in batting with runners on base (.315), fifth in batting with the bases empty (.365) and second in two-out RBI (20) ... finished eighth on team in multi-hit (12) games and first in multi-RBI (12) games ... had eight two-hit games and four three-hit affairs ... had seven games with two RBI, four games with three RBI and one game with six RBI ... hit primarily in the #4 (29) spot in the lineup ... also batted one game in the seventh, eighth and ninth spots ... hit .301 in BIG EAST regular-season games (22-for-73, 11 R, 21 RBI, six HR, 5 2B, 9 BB, 1 HBP, 28 Ks, 1 SF) ... ranked fifth in slugging percentage in BIG EAST games only (.616) and ninth in home runs (6) ... ranked 124th in the NCAA in

Corpus Christi (Mar. 7) ... homered for the second straight game against Lehigh ... added an RBI double against TAMCC ... went 2-for-3 with a run scored, double and two RBI against Texas-Pan American on Mar. 16 ... exploded for a career game versus Georgetown on Mar. 20 ... went 3-for-6 with a double, home run, two runs scored and career-high six RBI (also an Irish season-high) ... the six RBI were the second-most in Notre Dame single-game history ... added another three-hit game against the Hoyas just two days later ... went 3-for-5 with two more home runs, two runs scored and three RBI on Mar. 22 ... for the weekend, he posted an absurd 1.455 slugging percentage and .545 on-base percentage (awarded BIG EAST POTW) ... the first Irish player to smack three or more home runs in a BIG EAST series since Craig Cooper had three in a series against Rutgers in 2006 ... the nine RBI for the weekend was also the most for a Notre Dame player since Cooper had nine that same weekend against the Scarlet Knights ... homered for the third time in four games when he went deep against Ball State on Mar. 25 ... struggled over the next six games (batted just 1-for-16), but rebounded with a three-hit game against Valparaiso on Apr. 8 ... went 3-

## EVAN SHARPLEY'S CAREER STATS

YEAR	GP/GS	AB	R	H	2B	3B	HR	RBI	BB	HP	SO	SE/SH	SB-SBA	OB	SLG	AVG
2006	7/2	11	4	4	1	0	0	4	4	2	1	0/0	0-0	.588	.455	.364
BIG EAST	1/1	3	2	2	0	0	0	0	0	0	0	0/0	0-0	.800	.667	.667
2007	15/7	28	1	1	1	0	0	2	1	1	12	0/0	0-0	.100	.071	.036
BIG EAST	3/2	7	0	0	0	0	0	0	0	0	2	0/0	0-0	.000	.000	.000
2008	51/33	136	22	44	11	0	13	40	14	1	47	1/0	1-1	.388	.691	.324
BIG EAST	25/18	73	11	22	5	0	6	21	9	1	28	1/0	0-0	.381	.616	.301
TOTALS	73/42	175	27	49	13	0	13	46	19	4	60	1/0	1-1	.362	.577	.280
BIG EAST	29/21	83	13	24	5	0	6	22	10	2	30	1/0	0-0	.375	.566	.289





for-4 with a run scored, double, home run and two RBI ... went 2-for-3 with a walk and double versus Villanova on Apr. 11 ... added another multi-hit game against the Wildcats on Apr. 13 (added a walk, double and two RBI) ... put together his second of four hitting streaks of at least four games from Apr. 18 through Apr. 22 ... batted .444 (4-for-9) with a double, walk and four RBI in the weekend series with West Virginia (Apr. 18-20) ... belted a three-run home run (his ninth) against Chicago State on Apr. 22 ... posted another four-game hitting streak from Apr. 27 through May 3 ... drove in five over the stretch and hit two home runs, including another three-run home run against Mississippi Valley State on Apr. 29 ... closed the season with a five-game hitting streak (a career-best) ... homered in three consecutive games against Michigan (May 13), USF (May 15) and USF (May 16) ... batted .412 (7-for-17) with three home runs, five RBI and six runs scored in the streak ... went 2-for-3 with a home run, two RBI and two runs scored against Michigan on May 13 ... went 2-for-3 with a double and solo home run against USF on May 16.

**SOPHOMORE SEASON (2007):** Saw limited time with the baseball squad while also competing in spring football practice ... his season totals included a double, two RBI, a run scored, a walk, a hit-by-pitch and 12 strikeouts in 28 at-bats ... made seven starts and came off the bench in eight other games ... committed an error in 58 fielding chances at first base (.983) ... made four starts at first base in first month of season, versus: Texas State (0-6, in San Antonio), #12 TCU (BB; 4-1, in Myrtle Beach, S.C.), Coastal Carolina (0-4, in M.B.) and Iowa (1-8, at Stetson) ... made three starts as DH, versus BIG EAST teams: game-1 at Louisville (1-3), game-2 with UConn (5-4) and the BIG EAST Tournament opener versus Rutgers (3-13).

**FRESHMAN SEASON (2006):** Split time with Irish football team while appearing in 15 games with the baseball team (with a pair of starts) ... batted .357 (5-for-14, 4 RBI, 4 R, 4 BB, 4 2B, 2 HBP, 2 Ks) ... reached base 55 percent of the time ... made his debut at the Metrodome in game versus Nebraska (first base), also playing next day versus host team Minnesota ... walked and scored while playing first base in 16-2 win over Iowa (in San Antonio) ... drew first start of season (DH) on spring-break trip, reaching on an early HBP before hitting RBI single for 8-4 lead on Iowa (Hawkeyes rallied for 10-8 win) ... had RBI double and walked in 12-1 win over Cleveland State ... drew start in final regular season game, reaching base four times to help fuel 12-1 road win over Villanova (2-for-3, RBI, 2 R, BB, HBP) ... gained postseason experience as pinch hitter in BIG EAST Tournament loss to St. John's (hit; 1-10) and at Kentucky in NCAA Regional (BB, R, RBI; 4-10).

**FOOTBALL (2008):** Saw limited action as Jimmy Clausen's backup ... appeared in three games and completed 3-for-5 passes for 18 yards ... also rushed four times for three yards.

**FOOTBALL (2007):** Saw action in eight games and started two ... completed 77-of-140 for 736 yards and five touchdowns ... completed 55.0% of his passes ... recorded an efficiency rating of 106.66 ... was 17-for-27 in second career start at Notre Dame against Navy (11/3) ... threw for 140 yards and two touchdowns against the Midshipmen ... provided a spark for the Irish upon entering the game in the third quarter against Boston College (10/13) ... led the Irish on a 79-yard scoring drive in which he went 4-for-7 for 64 yards and a touchdown against the Eagles ... came in during the second half for the Irish, connecting on 16-of-26 passes against Purdue (9/29) ... recorded a career high 208 yards passing and two touchdown passes ... connected with baseball teammate Golden Tate for a 43-yard pass and 25-yard touchdown.

**FOOTBALL (2006):** Saw very limited action as Brady Quinn's backup, appearing in nine of 13 games with 21 minutes of play (completed 1-of-2 passes) ... played in '06 games versus Penn State, Michigan, Stanford, Navy, North Carolina, Air Force, Army and LSU (in Sugar Bowl).

**PREP & PERSONAL:** Capped multiple-sport career at Marshall HS by receiving Michigan male athlete of the year award (for '04-'05) from Detroit Athletic Club ... totaled 11 varsity letters (four in baseball and football, three in basketball) ... standout shortstop who compiled .459 career batting avg. at Marshall while hitting 33 home runs (sixth-most in Michigan high school history) ... hit .488 with 10 HRs and 50 RBI while earning first team all-state as a senior (9 2B, 3 3B, 34 BB, 31 GP) ... also went 6-2 on the mound in '05 (2.98 ERA, 53 Ks in 52 IP) ... first team all-state in 2004 (.506, school-record 15 HR, 45 RBI) ... two-time participant in USA Baseball Showcase (Joplin, Mo.) ... played on AABC team that won 2004 championship ... member of Concealed Security Dodgers in summer of '04 ... hit .400 in Perfect Game Wooden Bat World Championships (East Cobb, Ga.) ... became 10th Michigan prep quarterback to pass for more than 5,000 career yards (5,216; 11th in state history)

and 50 TDs (61; 5th) ... selected to play in U.S. Army All-American Game (dnp due to state rules) ... first team all-state quarterback as a senior (1,389 passing yards, 16 TDs) ... passed for 1,942 as a junior (19 TDs), 1,840 as a sophomore (26 TDs) ... served as shooting guard on MHS basketball team ... one of 41 Michigan natives to monogram with Notre Dame baseball ... joins sophomore OF/LHP David Mills (Battle Creek/Lakeview HS), sophomore infielder Herman Petzold (St. Clair Shores/De LaSalle HS) and his brother Ryan in giving the Irish four Michigan natives on the '08 roster ... the program's other Michigan natives have included All-America outfielders Eric Danapilis (St. Joseph; '93) and Ryan Topham (Portage; '05) ... recent Notre Dame baseball players to wear #8 include home run record holder (and football tight end) Frank Jacobs and All-America infielder Brant Ust ... his father Tom Sharpley played baseball at Spring Arbor ... great uncle Jim Ninowski was a quarterback at Michigan State and in the NFL ... born Nov. 4, 1986, in Pontiac, Mich. ... son of Nancy and Tom Sharpley ... full name is Evan Thomas Sharpley ... a history major, enrolled in the College of Arts and Letters ... enters 2009 spring semester with 3.20 cumulative GPA that includes a 3.53 from the 2006 spring semester and a 3.56 from the '07 fall term.



# Student-Athletes



**Brayden  
Ashdown**

**#12**

**Junior • OF  
Tucson, Ariz.**

**Catalina Foothills H.S.**

**6-1 • 180**

**Bats: R • Throws: R**

**JUNIOR SEASON (2009):** Third-year outfielder who gained valuable experience as platoon starter in right field ... one of team's top defensive outfielders, with quickness and good route running ... showed key improvements during 2007 fall practice, with more steady play at the plate and a boost in strength... could provide key depth to the outfield unit in 2009 ... uses long frame for short, compact swing that can produce stinging line-drives with gap-to-gap power ... has played in 59 career games and started 29 ... owns a .221 (23-for-104) batting average with a home run and eight RBI ... started all three games for the victorious Blue in the Blue-Gold World Series ... batted .111 (1-for-9) with a run scored and two sacrifice bunts ... spent the summer of 2008 with the Conejo Oaks of the California College League ... saw action in 32 games, including 27 starts ... batted .250 (25-for-100) with a home run and 15 RBI ... added 22 runs scored, three doubles, two triples, 16 walks and 12 stolen bases.

**SOPHOMORE SEASON (2008):** Batted .125 (1-for-8) with a walk, HBP and sacrifice bunt in the 2007 Blue-Gold World Series ... gave Irish depth in the outfield and saw action in 22 games, including three starts ... batted .393 (11-for-28) with a home run and four RBI ... added seven runs scored, three doubles, a walk, two sacrifice bunts and one stolen base ... appeared as a defensive replacement against Iowa (Feb. 23), Albany (Feb. 24) and Lehigh (Mar. 6) ... registered first at-bat of the season against Arizona on Mar. 9 ... came off the bench against Buffalo on Mar. 14 and went 1-for-1 ... went 0-for-2 versus Georgetown on Mar. 20 ... went 1-for-2 with a run scored and RBI double against Wisconsin-Milwaukee on Mar. 26 ... went 1-for-2 with another double against Manchester

College on Apr. 9 ... served a pinch-runner for the Irish and scored the eventual game-winning run against Villanova on Apr. 11 ... went 1-for-2 against the Wildcats on Apr. 13 ... picked up first two starts of the season in series against West Virginia (filled in for injured Billy Boockford) ... went 2-for-5 with a double, RBI and two runs scored on Apr. 18 ... recorded another multi-hit game on Apr. 20 against WVU ... went 2-for-4 with two runs scored ... belted first career home run in pinch hitting opportunity against Chicago State on Apr. 22 ... went 1-for-3 with a walk in third and final start of the season against Mississippi Valley State on Apr. 29 ... went hitless over six consecutive at-bats before driving in a run with a pinch-hit single against West Virginia on May 21 in the BIG EAST Tournament ... batted .417 (5-for-12) with a double, two RBI and four runs scored in three starts ... hit .357 (5-for-14) with a RBI and five runs scored in BIG EAST action ... did not commit an error in 14 fielding chances.

**FRESHMAN SEASON (2007):** Played for the Blue team in the 2006 Blue-Gold World Series ... went hitless in seven at-bats with a sacrifice bunt ... platooned with Ryan Connolly as starters in right field (and 9-hole hitters) for most of 2007 season ... appeared in 36 games while starting 26 (24 in RF; plus single starts in left, vs. Iowa and center, vs. Harvard) ... his starts included batting once in the 6-hole and five times in the #8 spot (plus 18 at #9) ... his season stats included 12 hits (.158 batting avg.) and 12 walks (plus 4 RBI, 7 R, 2 2B, 21 Ks, HBP, 5 SAC and 2-3 SBs) ... made a pair of errors in 53 fielding chances (.962 fielding pct.) ... hit .184 in BIG EAST play (7-for-38, RBI, 2 R, 6 BB, HBP, 10 Ks, 2-3 SB, E) ... doubled and scored versus Iowa (8-1 loss, at Stetson) ... added a pair of sac. bunts and scored a run the next day, in 16-6 win over #7 Nebraska (K) ... helped beat Cleveland State in home opener (2-for-4, 2 RBI, 2B; 5-3) ... added hits in next two games, wins over Western Michigan (1-for-4, RBI, R, BB, 2 Ks; 17-9) and South Florida (1-for-3, K; 1-0) ... closed USF series with 2-for-4 game (1-9) ... went 1-for-3 with pair of walks, run scored and sac. bunt in two-game series at Pittsburgh (2-4, 0-5) ... similarly was 2-for-5 in pair of 4-3 losses at Cincinnati (RBI, 2 BB, SB, K) ... played in BIG EAST Tournament games versus Rutgers and Villanova (1-for-6, R, 4 Ks; 2-13, 2-3).

**PREP & PERSONAL:** Inducted into Catalina Foothills High School baseball hall of fame, where he was a four-year letterwinner and three-year starter in center field (his .911 career fielding pct. is best in team history) ... led Falcons to national rankings in the '05 and '06 seasons ... ranks among CFHS career top-three



sophomore (.341 batting, .520 on-base) ... shifted to leadoff position in summer season after his sophomore year, earning '04 summer-team MVP honors after batting team-best .482 with 20 stolen bases ... invited to play with American Legion team at Tournament of Stars in Joplin, Mo. ... attended Notre Dame fall baseball camp in '05 and '06 ... earned two varsity letters in football, as a wide receiver, defensive back and kicker ... an all-conference and all-city football player as a junior ... member of National Honor Society and a National Merit Scholar quarterfinalist ... awarded Dr. Voie Stuart Chase Coy Scholar-Athlete Award for Academic Excellence five times (three in baseball, two in football) ... third Arizona native to monogram with Notre Dame baseball ... Mike Naumann (Tucson/Salpointe Catholic HS) was a top left-handed reliever and a 2001 Academic All-American ... inherited #12 jersey worn previously by third baseman Andrew Bushey (the 2002 College World Series team's third baseman) and several other top players, including early-1950s RHP/OF Jim Gibbons, OF Shaun Fitzmaurice (member of '64 U.S. Olympic team), late-'80s iron-man SS Pat Pesavento, dominating RHP David Sinnes ('90-'93) and mid-'90s 1B/C Mike Amrhein ... his grandfather Bill Farthing played football, basketball and baseball at Northwest College (Powell, Wyo.) ... his father Boyd Ashdown and grandfather Laurence Ashdown played football at Southern Utah ... born April 14, 1988, in Salt Lake City, Utah ... son of Boyd and Kristin Ashdown ... full name is Brayden Boyd Ashdown ... enrolled in the College of Arts and Letters as a English major ... carried 3.449 cumulative GPA into '08 fall semester (his freshman year included 3.68 GPA in '06 fall semester and 3.53 in '07 spring) ... posted a 3.275 GPA in the fall of '07 and 3.238 GPA in the spring of '08.

## ASHDOWN'S CAREER STATS

YEAR	GP/GS	AB	R	H	2B	3B	HR	RBI	BB	HP	SO	SE/SH	SB-SBA	OB	SLG	AVG
2007	37/26	76	7	12	2	0	0	4	12	1	21	0/5	2-3	.281	.184	.158
BIG EAST	17/13	38	2	7	0	0	0	1	6	1	10	0/2	2-3	.311	.184	.184
2008	22/3	28	7	11	3	0	1	4	1	1	7	0/2	1-1	.433	.607	.393
BIG EAST	8/2	14	5	5	1	0	0	1	0	0	4	0/1	0-0	.357	.429	.357
TOTALS	59/29	104	14	23	5	0	1	8	13	2	28	0/7	3-4	.319	.298	.221
BIG EAST	25/15	52	7	12	1	0	0	2	6	1	14	0/3	2-3	.322	.250	.231







## Billy Boockford #17

**Junior • OF**  
**Glen Ellyn, Ill.**  
**Glenbard West H.S.**  
**6-1 • 195**  
**Bats: R • Throws: R**

**JUNIOR SEASON (2009):** Third-year corner outfielder served as a key member of the '08 offense after returning from knee surgery that held him out for most of '07 spring season ... has strong arm that is similar to that of Cody Rizzo ('06), another Notre Dame right-fielder who wore #17 ... tremendous athlete who can hit for average and power, with good base-running skills for his size (6-1, 195) ... also displays versatility to be an adept bunter when called upon ... started all three games for the Gold in the Blue-Gold World Series ... batted just .100 (1-for-10), but did not commit an error in five fielding chances ... spent the summer of 2008 with the Hays Larks of the Jayhawk League (along with Irish teammates Sam Elam, Ty Adams and Steven Mazur) ... saw action in 48 games as an outfielder and started 46 ... batted .274 (45-for-164) with two home runs and 14 RBI ... added 28 runs scored, seven doubles, 16 walks, three sacrifice bunts and five stolen bases ... also tossed a scoreless inning of relief with a couple strikeouts.

**SOPHOMORE SEASON (2008):** Played for the victorious Gold in 2007 Blue-Gold World Series (1-for-10, RBI, R, SAC) ... appeared in 49 games and started 44 for the Irish in the spring, predominantly at right field ... batted .275 (41-for-149) with a home run and 26 RBI ... added 21 runs scored, 10 doubles, 15 walks, four sacrifice flies and 10 sacrifice bunts (second-most on the team) ... did ground into a team-high tying seven double plays ... batted .295 (31-for-105) against right-handed pitching ... hit an impressive .714 (10-for-14) with a runner on third base and less than two outs ... ranked fifth on the squad in doubles and tied for third in sacrifice flies ... hit .261 (18-for-69) with 12 RBI in 22 BIG EAST games (21 starts) ... added 10 runs scored, three doubles, 10 walks and eight sacrifice bunts ... his eight sacrifice bunts tied for second-most by any BIG EAST player in conference games ... registered the sixth-most multi-hit games on the team with 13, including one four-hit game ... recorded the

sixth-most multi-RBI games with seven, including a three-RBI outing ... Notre Dame went 30-13-1 when Boockford started, including 25-11-1 when he played right field and 5-2 when he served as designated hitter ... batted .287 (41-for-143) with a home run and 26 RBI in games started ... went hitless in six at-bats coming off the Irish bench ... started the first seven games for Notre Dame ... opened the season going 0-for-3 against Liberty on Feb. 22, but rebounded with hits in each of his next three games, including a pair of multi-hit affairs ... went 2-for-5 with a double and two runs scored against Iowa on Feb. 23 ... went 2-for-2 with a double and RBI versus Mount St. Mary's on Mar. 1 (doubled for the third consecutive game) ... went 2-for-5 against Maine on Mar. 4 ... drove in a run in three consecutive games (all over the weekend at the Irish classic in San Antonio) ... went 3-for-9 against Buffalo (Mar. 14), Southern Illinois (Mar. 15) and Texas-Pan American (Mar. 16) with three RBI and three runs scored ... went 2-for-4 with a RBI and run scored against UTPA ... game opened a stretch of seven multi-hit games in his next 13 starts ... went 2-for-3 with a walk, double, two RBI and three RBI against Georgetown on Mar. 20 ... registered back-to-back two-hit games against Georgetown (Mar. 22) and Ball State (Mar. 25) ... added a run scored, double, home run and two RBI against Ball State ... went 2-for-3 with a run scored and RBI in the second game of a doubleheader with Cincinnati on Mar. 29 ... doubled, drove in two and went 2-for-3 versus Rutgers on Apr. 4 ... posted another multi-hit game in the series finale on Apr. 6 against the Scarlet Knights (went 5-for-12 with three RBI in series against Rutgers) ... hit just .173 (4-for-23) over his next eight games before a career-best performance against IPFW on Apr. 23 ... went 4-for-5 with a double and three RBI ... the four hits and three RBI were both career-highs ... drove in two more runs with a pair of walks against St. John's on Apr. 25 ... closed the series with the Red Storm with two more RBI on Apr. 27 ... struggled down the stretch of the season following a two-double performance against Mississippi Valley State on Apr. 30 ... closed the season with just two hits in his final 24 at-bats.

**FRESHMAN SEASON (2007):** Doubled to help Blue team win game-2 of the 2006 Blue-Gold World Series (1-for-10 overall, 2 Ks) ... appeared in 10 early games before missing rest of season due to knee injury ... hit .292 in limited duty (7 RBI, 5 R, HR, 3B, 2B, 2 BB, 4 Ks, 4 SAC, 7 starts) ... tripled as starting RF in opener vs. Prairie View (2 RBI, R; 15-8, in San Antonio) ... doubled vs. Duquesne (2-for-4, RBI, R, SAC; 14-3, in Clearwater, Fla.) and hit 3-run blast vs. Dayton later on Spring Break (11-4, at Florida Gulf Coast).

**PREP & PERSONAL:** Three-sport standout who was named Glenbard West HS male athlete of the year for '05-'06 (team record .565 batting average) ...



captained baseball, football and basketball teams ... all-state senior season as talented two-way player included 41 RBI, .902 slugging (6 HR, 3B, 11 2B) and .637 on-base (16 BB, 12 Ks) in 32 games, plus 1.65 ERA, 54 Ks thrown, only 19 walks and 25 hits allowed in 42.1 innings ... other '06 honors: all-area, all-conference, academic all-conference and team MVP ... played in Stevenson All-Star Game, McQuinn All-Star Game and Area Code Games ... his all-conference/all-area junior season included batting .357 (4 HR, 4 3B) ... helped win two regional titles ('03, '05) ... beat eventual state champ Lockport in '05 ... hit .357 as sophomore (5 HR) ... named top prospect at Midwest Team One Showcase ... pitched no-hitter in summer playoffs ... named to all-area football team (QB/safety) and top guard on basketball team ... member of National Honor Society (also senior mentor) ... hails from same high school as ND softball junior Christine Lux and early-'90s tennis player Kristy Doran ... joins four current teammates as part of Notre Dame baseball's deep ties to Chicago area ... the program's all-time monogram winners include 146 Illinois natives, among them: 1964 All-America SS Rich Gonski (De LaSalle HS), Academic All-America 3B Rich Vanthournout (St. Charles HS) and late-'80s ironman SS Pat Pesavento (Lockport/Joliet Catholic), plus crafty LHP Chris Michalak (Lemont/Joliet Catholic) ... uncle Tom Bolster played basketball at Emory ... father Bill Boockford played varsity golf at University of Miami ... born June 16, 1987, in Hinsdale, Ill. ... son of Bill and Sarah Boockford ... full name is William Daniel Boockford ... economics major, in College of Arts and Letters.

### BOOCKFORD'S CAREER STATS

YEAR	GP/GS	AB	R	H	2B	3B	HR	RBI	BB	HP	SO	SF/SH	SB-SBA	OB	SLG	AVG
2007	10/7	24	5	7	1	1	1	7	2	0	4	0/4	0-0	.346	.542	.292
BIG EAST	0/0	0	0	0	0	0	0	0	0	0	0	0/0	0-0	.000	.000	.000
2008	49/44	149	21	41	10	0	1	26	15	0	24	4/10	0-0	.333	.362	.275
BIG EAST	22/21	69	10	18	3	0	0	12	10	0	11	0/8	0-0	.354	.304	.261
TOTALS	59/51	173	26	48	11	1	2	33	17	0	28	4/14	0-0	.335	.387	.277
BIG EAST	22/21	69	10	18	3	0	0	12	10	0	11	0/8	0-0	.354	.304	.261

# Student-Athletes



**Matt Grosso**

**#1**

**Junior • OF**  
**Marlborough, Conn.**  
**RHAM H.S.**  
**5-10 • 175**  
**Bats: L • Throws: L**

**JUNIOR SEASON (2009):** Newcomer who could develop into one of team's top options in left field or as left-handed DH ... reunited at Notre Dame with former RHAM High School teammate A.J. Pollock (a junior OF) ... a pure hitter with good mechanics and natural, fluid swing ... motivated by his friendly rivalry with longtime teammate Pollock (they earlier played together on Connecticut Bombers and Ropes youth teams).

**SOPHOMORE SEASON (2008):** Was not eligible to play for the Irish due to NCAA double-transfer rule ... led all players in hits (5-for-10, RBI, 2 R, 2 Ks) during the 2007 Blue-Gold World Series while helping Gold claim narrow series win (as DH/leadoff batter).

**FRESHMAN SEASON (2007):** Attended University of Connecticut in fall of 2006 before transferring to Maine (he did not play in 2007 spring season, due to shoulder injury).

**PREP & PERSONAL:** Four-year starting outfielder at RHAM HS ... set RHAM record for career hits (104) ... named all-state his final two seasons and three times all-conference ... captained team to '06 conference title as a senior (.421 batting, 25 RBI, 18 R, HR, 3 3B, 6 2B, 13 SB, 9 BB, 3 Ks) ... played in state all-star game and Connecticut-Massachusetts all-star game ... team MVP as a junior (.493, 25 RBI, 27 R, 3 HR, 2 3B, 10 2B, 6 SB, 10 BB, 0 Ks) ... combined with Pollock as sophomores in leading Sachems to 17-3 regular-season record and conference title (he hit .500, with 18 RBI, 17 R, 2 HR, 3B, 8 2B, 3 SB, 7 BB, 5 Ks) before winning '04 regional and state titles (he went 3-for-4 in state final) ... first freshman outfielder ever to start at RHAM ('03) ... named to conference all-academic team all

four years ... played in 2005 Puma Preseason All-America Tournament (Tempe, Ariz.) and 2004 Baseball Factory Preseason All-America Showcase (Dodgeville, Fla.) ... four-year starter for Connecticut Bombers u-18 AAU team ... played with Bombers at 2004 World Wood Bat World Series (East Cobb, Ga.) and earlier 2003 national AAU Tournament (Cocoa Beach, Fla.) and 2002 national USSSA Tournament (Tullahoma, Tenn.) ... earned Golden Bat Award while playing with Bombers at '02 AAU event ... member of Team Connecticut squad that competed at 2001 U-13 AAU Tournament (Kissimmee, Fla.) ... also played with Connecticut Ropes U-12 team at several national events in 2000 ... lettered as sophomore guard on RHAM basketball team ... involved in community service with Unified Special Olympics basketball ... member of DECA business club ... graduated with a 3.6 GPA ... joins ND baseball program that includes 17 previous monogram winners from Connecticut ... 2B/CF Randall Brooks ('94-'97) is most recent Irish player to wear #1 jersey throughout his career ... could face former teammates Will Musson, Pierre Lepage, Greg Nappo and Doug Elliot of UConn... posted 3.46 GPA during '07 fall semester ... current ND sophomore basketball player Tim Abromaitis also attended RHAM (Region of Hebron, Andover and Marlborough) ... his father Anthony Grosso played football at Central Connecticut State ... his cousins Conor and Shaun Corrigan graduated from Notre Dame in 2004 ... born June 22, 1988, in Danbury, Conn. ... son of Anthony Grosso and Kathleen Sergerson ... full name is Matthew Daniel Grosso ... recorded a 3.462 GPA in the 2007 fall semester and a 3.00 GPA in the 2008 spring term ... a psychology major, in College of Arts and Letters.



**Will Harford**

**#30**

**Junior • INF/C**  
**Chicago, Ill.**  
**Kent School (CT)**  
**6-0 • 180**  
**Bats: R • Throws: R**

**JUNIOR SEASON (2008):** Utility player and invited walk-on who again could see time on the left side of the infield or catcher ... a tough out who puts the ball in play ... played in two games, including one start, for the victorious Blue in the 2007 Blue-Gold World Series ... drew a walk and doubled in two plate appearances ... spent the summer of 2008 with the Geneva Redwings of the New York Collegiate League ... saw action in 31 games, including 27 starts ... batted .255 (26-for-102) with nine doubles and 12 RBI ... added 17 runs scored, nine walks, three sacrifice bunts and a stolen base.

**SOPHOMORE SEASON (2007):** Started at third base for Gold team that won the 2006 Blue-Gold World Series ... batted .250 (2-for-8) with an RBI, run scored, double and sacrifice bunt ... saw action in seven games, predominantly as a defensive substitute ... played against Albany (Feb. 24), Arizona (Mar. 9), Buffalo (Mar. 14), Wisconsin-Milwaukee (Mar. 26), Manchester College (Apr. 9), Chicago State (Apr. 22) and Mississippi Valley State (Apr. 30) ... was held hitless in five at-bats on the season ... was robbed of first career home run against MVSU.

**FRESHMAN SEASON (2006):** Played in all three games of 2005 Blue Gold World Series ... went 1-for-4 with a run scored and double ... starting Blue shortstop in game-3 ... served as reserve infielder and bullpen catcher while appearing in one game (14-4 win over Chicago State; 0-for-1).

**PREP & PERSONAL:** Attended Notre Dame High School (Niles, Ill.) before postgraduate year at The Kent

(Conn.) School ... named most outstanding senior athlete at NDHS in 2004-05, after lettering as a guard on basketball team and batting .390 with 28 RBI (11 2B, 2 3B) for baseball team that won second straight regional title ... two-year letterwinner in baseball (3B/SS) ... led team to league title as a senior ... helped NDHS win '05 state title in junior season, with former ND teammate Brett Graffy pitching for runner-up Joliet Catholic ... earned two letters in basketball at NDHS ... shortstop and catcher at Kent, earning team MVP and first team all-conference honors for league runner-up ... led '06 team in batting (.477; 10 RBI, 4 HR, 3B, 7 2B) ... starting guard for basketball team that finished second in league ... attended baseball Area Code Tryouts ... member of National Honor Society ... several other NDHS products have competed for Notre Dame teams, among them 1973 Academic All-America football linebacker Gary Potempa (Niles), late-'70s All-America foil fencer Pat Gerard and early-'90s baseball LHP Tony Livorsi (Glenview) ... part of Notre Dame baseball program that includes 146 monogram winners from Illinois ... assumed jersey #30 worn previously by LHP Tom Thornton ('06) ... late-'60s two-sport star Bob Arnzen (a pitcher and basketball player) also wore #30 ... entered 2008 fall semester with a 3.137 cumulative GPA ... posted a 3.267 GPA in spring 2008 term ... his father Bill Harford is a scout for the Chicago Cubs ... born Dec. 31, 1986, in Chicago ... son of Bill and Judy Harford ... William John Harford ... a finance major, in the Mendoza College of Business.

## HARFORD'S CAREER STATS

YEAR	GP/GS	AB	R	H	2B	3B	HR	RBI	BB	HP	SO	SE/SH	SB-SBA	OB	SLG	AVG
2007	1/0	1	0	0	0	0	0	0	0	0	0	0/0	0-0	.000	.000	.000
BIG EAST	0/0	0	0	0	0	0	0	0	0	0	0	0/0	0-0	.000	.000	.000
2008	7/0	5	0	0	0	0	0	0	2	0	2	0/0	0-0	.286	.000	.000
BIG EAST	0/0	0	0	0	0	0	0	0	0	0	0	0/0	0-0	.000	.000	.000
TOTALS	8/0	6	0	0	0	0	0	0	2	0	2	0/0	0-0	.250	.000	.000
BIG EAST	0/0	0	0	0	0	0	0	0	0	0	0	0/0	0-0	.000	.000	.000







## Ryne Intlekofer

# #29

Junior • INF  
Moorpark, Calif.  
Moorpark H.S.

5-9 • 160

Bats: R • Throws: R



**JUNIOR SEASON (2009):** Tough-minded infielder who gained starting experience at second base each of his first two seasons with the Irish ... noted for his hustle, speed, quick bat and baseball instincts ... with the graduation of former shortstop Brett Lilley and the move of second baseman Jeremy Barnes to short, Intlekofer will compete for starting spot this spring ... had an outstanding fall and appears ready to become an everyday player ... hit .444 (4-for-9) for the victorious Blue in the 2008 Blue-Gold World Series ... started all three games at second base ... added three run scored, two RBI, a walk, sacrifice bunt and stolen base ... spent the summer of 2008 with the Conejo Oaks of the California Collegiate League ... saw action in 29 games and started 25 at second base ... batted .227 (20-for-88) with three doubles and 12 RBI ... added 12 runs scored, one triple, eight walks, three sacrifice flies and seven stolen bases ... ranked in a vote by managers as the second-best defensive second baseman in the league.

**SOPHOMORE SEASON (2008):** Batted .444 (4-for-9) for Blue team in the 2007 Blue-Gold World Series ... added two RBI, a run scored, two doubles and two sacrifice bunts ... appeared in 19 games and started two ... hit .286 (4-for-14) with five runs scored, two triples and five RBI ... also added a walk, sacrifice fly and two sacrifice bunts ... played flawless defense in limited action ... did not commit an error in 23 fielding chances ... tied for the second-most fielding chances without an error of any member of the Irish ... registered 14 defensive assists and participated in three double plays ... hit .200 (1-for-5) with a run scored and three RBI in seven games of BIG EAST action ... came off the Notre Dame bench, mostly as a late-inning defensive substitute over his

first 10 games ... entered as a pinch-runner and scored an important run in the one-run victory over Maine on Mar. 6 ... went 1-for-2 with a sacrifice fly and RBI single against Georgetown on Mar. 20 ... tripled in his only plate appearance against Wisconsin-Milwaukee on Mar. 26 ... picked up his first start of the year and went 1-for-5 with a two-run triple and run scored ... once again entered game as a pinch-runner against Villanova on Apr. 11 ... scored the game-tying run in the top of the eighth inning before the Irish were able to grab the lead in the 9th and hold on for a 2-1 triumph ... went 0-for-1 against Villanova on Apr. 13 with a RBI ... recorded second start of the season on Apr. 19 at West Virginia (went 0-for-2 with a HBP) ... drew a walk and singled versus Mississippi Valley State on Apr. 30 ... came around to score immediately after entering the game as a pinch-runner for the third time this season against Michigan on May 13.

**FRESHMAN SEASON (2007):** Batted .300 (3-for-10) for the victorious Gold team in the 2006 Blue-Gold World Series ... added three runs scored, including 3-for-4 effort as two-hole hitter in decisive game-3 (two runs scored) ... appeared in 19 games while making seven starts at second base (March 15-25) ... hit .219 with four runs scored (2B, BB, HBP, SB, 2 SAC, 10 Ks, E) ... started final two games on Spring Break (vs. Florida Gulf Coast and Dayton/at FGCU) and first five home games, including series with South Florida ... played in opener vs. Prairie View (15-9; in San Antonio) ... hit 1-for-2 in 14-3 win over Duquesne (in Clearwater, Fla.) ... played lead role in 17-9 win over Western Michigan (2-for-4, 2 RBI, R, 2B) ... had RBI single, stolen base and scored in 13-10 loss to USF ... played in BIG EAST games with Cincinnati, Georgetown and West Virginia.

**PREP & PERSONAL:** Standout baseball and football player at Moorpark High School ... four-year letterwinner (infielder/centerfielder) ... team captain,

all-league and all-county in final three seasons (hit .340 as senior shortstop) ... second team all-league as junior centerfielder, for team that reached second round of CIF sectional playoffs ... hit .309 in '05 league games, second on team with 21 overall RBI (11 SB) ... named all-league as a sophomore second baseman (.329, 18 RBI), also "most inspirational" for league champs ... played on St. Louis Cardinal Elite Scout team ('03-'05) and Moorpark Muskies (summers '02-'05) ... had top-10 running times at '05 Team One West Showcase ... football team captain, defensive back MVP and first team all-league as a senior for section runner-up ... his junior-year football honors included first team all-league, second team all-county, all-county academic and team defensive back MVP ... played in VIBL all-star game and East West all-star games for football and baseball ... received College Football Hall of Fame Scholar-Athlete Award ... an honor roll and principal's list student (also member of Associated Student Body) ... longtime Notre Dame fan who became Irish baseball program's 33rd all-time monogram winner from California ... previous ND baseball players to wear #29 include Chuck Symeon (who shut out Texas at the '57 College World Series) ... his grandfather John Intlekofer attended Notre Dame and played on 1930 freshman baseball team (later with Chicago White Sox) ... uncle Richard Intlekofer and grandfather Mike Woods ('62) also are ND grads ... his cousins Chris and Brian Intlekofer played baseball at Loyola Marymount (their dad Jack Intlekofer played at Cal State Northridge and with the California Angels in the mid-'60s) ... cousin Jeff Wharton played basketball at LMU (early-'70s) ... born Jan. 27, 1988, in Thousand Oaks, Calif. ... son of Mike Intlekofer and Jenny Woods ... full name is Ryne Michael Intlekofer ... enrolled in the Mendoza College of Business as a double major in finance and computer applications.

### INTLEKOFR'S CAREER STATS

YEAR	GP/GS	AB	R	H	2B	3B	HR	RBI	BB	HP	SO	SE/SH	SB-SBA	OB	SLG	AVG
2007	19/7	32	4	7	1	0	0	6	1	1	10	0/2	1-1	.265	.250	.219
BIG EAST	6/3	9	1	1	0	0	0	1	0	1	2	0/1	1-1	.200	.111	.111
2008	19/2	14	5	4	0	2	0	5	1	2	4	1/0	0-0	.389	.571	.286
BIG EAST	7/1	5	1	1	0	0	0	3	0	2	2	1/0	0-0	.375	.200	.200
TOTALS	38/9	46	9	11	1	2	0	11	2	3	14	1/2	1-1	.308	.348	.239
BIG EAST	13/4	14	2	2	0	0	0	4	0	3	4	1/1	1-1	.278	.143	.143


# Student-Athletes



**Eric  
Maust**

**#16**

**Junior • RHP**  
**Alpharetta, Ga.**  
**Blessed Trinity H.S.**  
**5-11 • 195**  
**Bats: R • Throws: R**



**JUNIOR SEASON (2009):** Two-sport talent who impressively has met the challenge of playing football and baseball at Notre Dame on a high level ... a tremendous athlete who also played center field and was a football quarterback during his high school years ... lone returning weekend starter from last season (Saturday starter Wade Korpi graduated and Friday starter David Phelps was drafted in the 14<sup>th</sup> round by the New York Yankees) ... known for his pitching savvy and effectively locating three pitches for strikes, with high-80s fastball and solid changeup ... has a good feel for his delivery and knows how to "will" outs by aggressively attacking the hitters ... does good job controlling running game and fielding his position ... has competitive presence and strong leadership ... enters junior season with a 4.18 career ERA and 8-3 record, plus 78 strikeouts, 30 walks and 122 hits allowed (.290 opponent batting average) in 29 appearances (13 starts) and 114.0 innings (11 hit batters, five wild pitches, six home runs allowed) ... averaging 6.16 strikeouts and 2.4 walks per 9.0 innings pitched in his career ... spent the summer of 2008 with the Mentium Athletics of the Great South League ... did not participate in the 2008 Blue-Gold World Series due to football practice commitments.

**SOPHOMORE SEASON (2008):** Did not participate in the 2007 Blue-Gold World Series due to football practice commitments ... pitched for Great Lakes League's Delaware (Ohio) Cows during summer of 2007 ... went 1-2 with a 6.23 ERA and two saves in nine appearances ... surrendered 21 hits in 17.1 innings of work ... struck out 15 and walked nine ... made 14 appearances on the mound in the spring,

including 10 starts ... named all-BIG EAST second team ... opened the season in the Irish bullpen as the long reliever ... made first four appearances out of the bullpen before moving into the starting rotation ... his 14 appearances were tied for fourth-most by any pitcher ... his 10 starts were third-most on the staff ... went 6-3 with a 4.52 earned run average in 69.2 innings of work ... allowed 75 hits in 69.2 innings as his opponents batted .278 against him, but also struck out 46 and walked 23 ... among hurlers with at least 55.0 innings, ranked second on the staff in ERA, second in lowest opponent batting average, tied for the team-lead in victories, third in innings pitched, third in strikeouts, first in fewest total runs allowed, second in fewest earned runs allowed, first in fewest walks allowed, first in fewest doubles and tied for fewest home runs allowed ... went at least six innings in seven of his 10 starts, including a span of five consecutive outings of at least seven innings ... surrendered 16 extra-base hits on the entire season (10 doubles, 6 home runs) against 301 batters faced ... proved even tougher against left-handed hitters as they managed just a .244 batting average (22-for-90) ... right-handed hitters batted .294 (53-for-180) against him ... averaged 5.94 strikeouts and 2.97 walks per nine innings ... held opponents to a .258 batting average (31-for-120) with runners on base ... Notre Dame posted a 6-4 record when Maust started ... as a starter, went 6-3 with a 4.67 ERA in 60.1 innings of work (10 starts) ... struck out 36 and walked 20 ... as a reliever, went 0-0 with a 2.89 ERA in 9.1 innings of work ... yielded seven hits as opponents batted just .219 against him ... struck out 10 and

walked three ... went 6-1 with a 2.98 ERA in seven appearances (all starts) in BIG EAST action ... allowed 39 hits in 48.1 innings of work as his opponents batted just .223 against him ... struck out 27 and walked 16 ... averaged nearly seven innings per start in league games ... in conference games only (minimum 1.0 inning per team game), ranked seventh in ERA, sixth in opponents batting average, tied for second in wins and tied for fifth in fewest runs allowed ... made season debut on Feb. 22 against Liberty ... tossed 2.1 scoreless innings of relief ... surrendered one hit and struck out three ... faced two batters (hit one and retired the other) versus Boston College on Mar. 2 ... was stellar out of the bullpen against Lehigh on Mar. 6, but did not render in the decision ... tossed 5.2 innings and allowed one earned run on five hits (struck out six and walked one) ... struggled in final relief outing of season (before moving into the starting rotation) against top-ranked Arizona ... went 6.0+ innings against Texas-Pan American on Mar. 16 ... held UTPA scoreless over first six innings, but seemed to tire and did not get an out in the seventh inning (eventually was charged with two earned runs on nine hits) ... did not earn a decision despite leaving the game with the Irish ahead, 7-2 ... registered best start of career to date against Georgetown to secure a sweep of the three-game series ... threw 8.0 scoreless innings and limited the Hoyas to four hits ... he fanned five and walked two ... worked around three hits over the first three innings, inducing double plays in each frame ... would allow just one hit over his final five innings of work ... was charged with the loss





against Cincinnati on Mar. 30 ... despite entering the outing with only five walks in 23.1 innings this season and just 12 in 67.2 innings over his career, issued a quartet of free passes (all of which came around to score) over his 2.0+ innings ... was charged with four earned runs on three hits ... had never walked more than two batters in an outing over his previous 24 career appearances, including five starts ... rebounded with a dominating outing against Rutgers on Apr. 6 and picked up second victory of the season ... allowed one earned run on seven hits in 8.0 innings of work (struck out four without a walk) ... picked up third win of the season with another shutout effort ... blanked Villanova on three hits over 7.0 innings ... struck out three and walked four ... improved to 4-1 following a gutsy start at West Virginia on Apr. 20 ... surrendered two runs in each of the first two innings, but settled down and blanked the Mountaineers over the next 5.0 innings ... struck out six and did not walk a batter ... made it victories in four consecutive starts following his outing against St. John's on Apr. 27 ... pitched 7.2 innings and allowed four earned runs on seven hits (struck out four and walked four) ... extended winning streak to five straight starts with a near complete game versus UConn on May 4 ... was charged with three earned runs on eight hits in 8.2 innings of work ... streak came a halt against Michigan on May 13 ... was roughed up for seven earned runs on nine hits in 1.2 innings ... dropped second consecutive and final start of the season in the BIG EAST Tournament against USF on May 20 ... surrendered seven earned runs on 11 hits ... walked three and fanned three.

**FRESHMAN SEASON (2007):** Earned game-three start for the Blue team in the 2006 Blue-Gold World Series and struck out a pair in 2.0 innings, but yielded four earned runs on seven hits ... turned in one of the top control seasons ever by a Notre Dame pitcher, after averaging only 1.42 walks per 9.0 innings and posting a 4.57 K-to-walk ratio in 2007 ... Proved to be one of team's top pitchers, particularly in the areas of control and low walk totals ... averaged only 1.42 walks per 9.0 innings (7 BB, 44.1 IP), good for seventh place in the Irish record book and fourth-best since the mid-'90s, behind Tom Thornton (0.77, in '06), Scott Cavey (1.23, in '99) and Danny Tamayo (1.36, in '01) ... similarly posted a team-best 4.57 strikeout-to-walk ratio (32/7) that is ninth in ND history and fifth-best since the mid-'90s (behind Thornton's 8.29 in '06, Tamayo's 6.24 in '01, Cavey's 5.88 in '99 and Chris Niesel's 4.58 in '03) ... did not allow a home run all season (203 batters faced) ... only four pitchers in the Irish record book have logged more innings in a season without yielding a HR: Darin Schmalz (84.2, in '96), Tim

Kraus (62.2, in '94), Thornton (54.2, in '03) and Peter Ogilvie (52.0, in '01) ... closed six games (second-most on staff) while ranking third on team in ERA (3.65) and appearances (15), fourth in innings (44.1) and fifth in Ks (32) ... his other '07 stats included a 2-0 record, one save, 58 hits allowed and a .307 opp. batting avg. (also three starts, three wild pitches, five hit batters) ... 10 of his strikeouts were "looking" (fourth-most on staff) ... ranked fifth on team in low opp. leadoff on-base percentage (.378) and opponent 2-out batting average (.237) ... pitched in opening win over Prairie View (4 IP, 2 R, 3 H, 2 HB, 2 Ks; 15-8, in San Antonio) ... closed pitchers duel with Sacred Heart (2 IP, 2 H, 2 Ks), as Irish dropped 3-0 game to national ERA leader Jay Monti (in Clearwater, Fla.) ... had similar stint later on Spring Break trip, in 11-4 win over Dayton (H, K; at Florida Gulf Coast) ... became first ND freshman since 2003 to start the home opener and responded with win over Cleveland State (5 IP, 2 R/1 ER, 6 H, 3 Ks, HB, BK; 5-3) ... went on to win his second start, versus Chicago State (6 IP, 4 H, 5 Ks; 14-4) ... logged 2.0 shutout innings in 7-3 win over Oakland (3 H, 3 Ks) ... credited with save after closing final 4.0 innings of series finale with Georgetown (UER, 5 H, BB, 4 Ks; 11-2) ... helped secure 6-4 series-clinching win at Rutgers (0.2 IP, H, BB, 2 Ks) ... turned in 4.0 solid innings versus UConn (R, 4 H, WP, 3 Ks; 0-5) ... had rough relief outing in BIG EAST Tournament loss to Rutgers (1.1 IP, 4 R, 8 H, BB; 2-13).

**WITH ND FOOTBALL (2008):** Punted 54 times in 2008 and averaged 41.1 per boot ... had eight punts of 50+ yards and 16 were pinned inside the 20-yard line ... has dropped 25 inside the 20-yard line on 76 career punts ... had a punt blocked for the first time in his career (first punt blocked by an Irish opponent since Michigan State in 2005) ... had gone 45 career punts without a block ... also served as the holder on Irish extra-point and field goal attempts.

**WITH ND FOOTBALL (2007):** Earned four starts as the football team's punter during 2007 season, after ranking as one of the baseball team's top pitchers the previous spring ... Served as the Irish starting punter in four games ... registered 21 punts for 884 yards ... averaged 42.1 yards per punt ... booted a career-long 53-yarder against Air Force ... dropped nine (nearly half) of his punts inside the opponents' 20-yard line.

**PREP & PERSONAL:** Football and baseball standout at Blessed Trinity High School ... four-year baseball letterwinner, as pitcher and centerfielder ... named Georgia Dugout Club 2006 player of the year, after leading team to state title in senior season that saw him set team records for wins (12), Ks (83), innings (85) and ERA (1.35) ... had strong 2006 offensive season,

with his 56 hits setting a BTHS record while his batting avg. (.496) was second-best in program history and his 46 runs were third (also had 13 doubles) ... team MVP and all-state as a junior and senior ... first team all-state centerfielder in '06, also received Golden Glove Award ... all-conference and all-city each of final three seasons ... earlier set BTHS record for wins in season (nine) as a junior, earning first team all-county honors for '05 regional runner-up team that reached state final-16 ... tossed shutout in first game of 2005 state tournament ... played for elite East Cobb Braves summer team that won 2005 NABF World Series ... named BTHS pitcher of the year in 2004, also second team all-county while leading team to regional title and state round-of-16 (he won regional title game) ... had impressive outing on 2004 spring break trip to Puerto Rico, when Blessed Trinity played Puerto Rico Baseball Academy High School team featuring 11 MLB draft picks (he allowed only 4 hits in 3-1, game-1 loss) ... member of dominant East Cobb Astros that won AAU Junior Olympics, CABA national title and Triple Crown national title (all in summer of '04) ... first set BTHS record for season ERA (2.14) as a freshman in '03, when he won regional title game ... four-year football monogram winner, primarily as a QB and safety (he began punting in final season) ... set team records for career passing yards (1,743) and passing TDs (11), season punting avg. (39.8) and longest punt (68) ... totaled 1,145 career rushing yards (15 TDs) ... two-time football MVP who captained '05 team to conference and regional titles ... all-conference, first team all-area and honorable mention all-state in senior season, when he completed 37 passes for 555 yards (5 TDs) ... completed 33 passes as a junior (425 yards, 3 TDs) and sophomore (561 yards, 3 TDs) ... lettered final three years as shooting guard/forward on basketball team ... graduated with 91 grade average ... served as student ambassador ... received Hugh O'Brien Leadership Award ... member of National Honor Society ... third Georgia native ever to monogram with ND baseball, joining late-'90s ace Alex Shilliday (Dunwoody/Westminster HS) and early-'90s DH Adam Maisano (Atlanta/Riverwood HS) ... recent Irish baseball players to wear #16 include CF Alex Nettey ('06) and 1B Jeff Felker ('00) ... his Delaware Cows teammates' Jemel Scott and Cameron Satterwhite play in the BIG EAST at Cincinnati ... entered '08 spring semester with 3.27 cumulative GPA ... father Fred Maust wrestled at Central Florida ... born Jan. 19, 1988, in Atlanta ... son of Fred and Deanna Maust ... full name is Eric Tindal Maust ... enrolled in the Mendoza College of Business as a finance major.

#### MAUST'S CAREER STATS

YEAR	GP/GS/CG	IP	H	R	ER	BB	K	WP	HB	BK	AVG	HR	W-L	SV	ERA
2007	15/3/0	44.1	58	24	18	7	32	3	5	1	.307	0	2-0	1	3.65
BIG EAST	6/1/0	15.1	23	12	9	4	13	2	1	0	.338	0	0-0	1	5.28
2008	14/10/0	69.2	75	37	35	23	46	2	6	0	.278	6	6-3	0	4.52
BIG EAST	7/7/0	48.1	39	17	16	16	27	1	3	0	.223	3	6-1	0	2.98
TOTALS	29/13/0	114.0	133	61	53	30	78	5	11	1	.290	6	8-3	1	4.18
BIG EAST	13/8/0	63.2	62	29	25	20	40	3	4	0	.255	3	6-1	1	3.53

# Student-Athletes



**Casey  
Martin**

**#38**

**Junior • INF**  
**Chesterton, Ind.**  
**Chesterton H.S.**

**6-4 • 230**

**Bats: R • Throws: R**

**JUNIOR SEASON (2009):** Tremendous raw power that will compete for a starting spot at first base or designated hitter ... outstanding defensive first baseman (did not commit a single error in 272 fielding chances last season) ... split time at first base last year with senior Evan Sharpley ... started predominantly against left-handed starting pitchers ... started all three games for the Gold at first base in the 2008 Blue-Gold World Series ... batted .200 (2-for-10) with a run scored and two RBI.

**SOPHOMORE SEASON (2008):** Spent the summer of 2007 playing for the Dubois County Bombers of the Central Illinois Collegiate League, where he made both all-star teams and ranked among the leaders in hitting, RBIs and fielding ... started all 49 games for the Bombers ... batted .299 with 33 RBI and 10 doubles ... only player on squad to start all 49 games, led team in RBI and finished third on team in batting average ... ranked in the top 10 of the league in batting average (t-6th), hits (3rd), RBI (3rd) and total bases (72, 3rd) ... saw action in 50 games, including 24 starts ... all 24 starts came at first base ... batted .281 (25-for-89) with three home runs and 18 RBI ... added 17 runs scored, three doubles, one triple, nine walks, two sacrifice flies and two sacrifice bunts



... batted .333 (15-for-45) against left-handed pitching ... hit an impressive .347 (17-for-49) with runners on base ... batted .355 (11-for-31) with two out and recorded eight two-out RBI ... hit .297 (11-for-37) with two home runs and seven RBI in 23 BIG EAST games (eight starts) ... added seven runs scored and four walks ... registered five multi-hit games and three multi-RBI games ... batted .269 (18-for-67) with three home runs and 15 RBI in games started ... hit .318 (7-for-22) with three RBI coming off the Irish bench ... started the first seven games for Notre Dame ... was hit twice and scored two runs against Mount St. Mary's ... went 2-for-3 with a walk, triple, RBI and two runs scored against South Alabama on Mar. 8 ... went 2-for-4 with two home runs, two runs scored and five RBI against Georgetown on Mar. 21 ... came off the bench with two hits, a RBI and run scored versus Wisconsin-Milwaukee on Mar. 26 ... drove in three runs without benefit of a hit against Manchester College on Apr. 9 (had a pair of sacrifice flies and run-scoring HBP) ... registered a season-high 16 putouts that evening ... came off the bench versus Villanova on Apr. 13 with a pair of hits ... drove in three runs against Mississippi Valley State on Apr. 30 ... went 2-for-3 with a home run, run scored and three RBI ... did not commit a single error in 272 fielding chances last season ... tied for the second-most fielding chances by any BIG EAST player without an error (only Ryan Baker had more with 390) ... tied for the third-most fielding chances (110) by any BIG EAST player without an error in

conference games (only Ryan Baker had more with 196) ... the 272 fielding chances without an error ranks as the second-most by a Notre Dame player in single-season history.

**REDSHIRT FRESHMAN SEASON (2007):** (Indiana State): Saw action in 39 games and started 28 for the Sycamores ... hit .252 with four home runs and 25 RBI (only 119 at-bats) ... finished second on the team in home runs ... swiped four bases in five attempts ... recorded a .992 fielding percentage at first base ... committed just two errors in 263 chances ... registered 10 RBI during conference games (third best on squad) ... drilled a three-run, 13th inning game-winning home run against Illinois State.

**FRESHMAN SEASON (2006):** (Indiana State): Earned a medical redshirt due to hamstring injury.

**PREP & PERSONAL:** Played for head coach Jack Campbell at Chesterton High School ... named First Team All-Duneland Athletic Conference and an all-area selection after his junior year ... led the conference with a .494 batting average and added six home runs in 2004 ... pre-season all-state selection ... also played football and basketball ... joins Irish baseball program that features 78 Indiana natives among its all-time monogram winners ... from same hometown as Mike Graney ('60), who earned monograms in baseball ('59) and basketball ('58-'60) ... son of Craig and Tamara Martin ... born June 9, 1986, in Valparaiso ... full name is Casey Alan Martin ... enrolled in College of Arts & Letters, majoring in history and computer applications.

## MARTIN'S CAREER STATS

YEAR	GP/GS	AB	R	H	2B	3B	HR	RBI	BB	HP	SO	SF/SH	SB-SBA	OB	SLG	AVG
*2006	9/4	16	3	4	3	0	0	2	0	0	6	0/1	0-0	.250	.430	.250
^2007	39/28	119	17	30	2	1	4	25	1	2	27	1	2	.268	.387	.252
2008	50/24	89	17	25	3	1	3	18	9	4	18	2/2	0-0	.365	.438	.281
BIG EAST	23/8	37	7	11	0	0	2	7	4	1	8	0/0	0-0	.381	.459	.297
TOTALS	50/24	89	17	25	3	1	3	18	9	4	18	2/2	0-0	.365	.438	.281
BIG EAST	23/8	37	7	11	0	0	2	7	4	1	8	0/0	0-0	.381	.459	.297

\*Earned Medical Redshirt at Indiana State

^Played at Indiana State







**Steve  
Mazur**

**#18**

**Junior • RHP**  
**Round Rock, Texas**  
**Stony Point H.S.**  
**5-11 • 195**  
**Bats: R • Throws: R**



IP, 29 H, 12 BB, 6 HB, 2 WP, 21 Ks; 34-17 team record, lost to Havasu, Ariz., Heat in 14-2 final) ... made 20 appearances on the mound in the spring, all out of the Irish bullpen ... his 20 relief appearances were the second-most on the staff ... went 1-0 with a 4.18 earned run average in 23.2 innings of work ... allowed 18 hits as his opponents batted just .212 against him ... struck out 25 and walked only six ... surrendered just five extra-base hits the entire season (one home run) against 100 batters faced ... opponents registered just a .250 slugging percentage against him ... proved even tougher against left-handed hitters as they managed just a .130 batting average (3-for-23) ... opponents hit only .208 (10-for-48) with runners on base, .216 with the bases empty (8-for-37) and .179 with two outs (5-for-28) ... led the Irish in strikeout-to-walk ratio (4.2) among players that made at least two appearances ... averaged 9.51 strikeouts and 2.28 walks per nine innings ... Notre Dame posted a 12-8 record when Mazur pitched ... did not allow a run in 12 of 20 appearances ... did not issue a walk in 15 of 20 appearances ... made season debut in the season opener against Liberty on Feb. 22 ... tossed 2.0 scoreless and hitless innings of relief ... was charged with an earned run on one hit in 0.1 inning versus Albany on Feb. 24 ... went 0.2 scoreless innings against St. Bonaventure on Mar. 2 (allowed one hit and struck out one) ... made three consecutive scoreless appearances against Maine (Mar. 4), South Alabama (Mar. 8) and Buffalo (Mar. 14) ... did not allow a single hit in those 4.0 innings (struck out four and walked one) ... suffered first poor outing of the season against Texas-Pan American on Mar. 16 ... allowed a pair of earned runs on two hits ... tossed another scoreless inning of relief despite surrendering two hits (also struck out two) ... went 1.2 innings and allowed one earned run on two hits against Cincinnati on Mar. 29, but also struck out a season-high four ... after another scoreless appearance (0.1 innings) against Rutgers on Apr. 4, allowed runs in consecutive appearances for the first and only time on the

season (Apr. 8 vs. Valparaiso; Apr. 9 vs. Manchester College) ... rebounded with three straight scoreless outings versus Northern Illinois (Apr. 16), West Virginia (Apr. 20) and IPFW (Apr. 23) ... struck out three, walked one and yielded two hits in 3.1 innings ... closed season with three of four scoreless appearances against Pittsburgh (May 9), Michigan (May 13) and USF (May 16) ... went 4.0 innings with five strikeouts and allowed just one hit ... did not allow a run in six of his last eight outings out of the Irish bullpen.

**FRESHMAN SEASON (2007):** Had pair of strong outings for victorious Gold in the 2006 Blue-Gold World Series (1-0, 4 IP, 3 H, 5 Ks) ... pitcher of record in '06 BGS opener (2-1), needing only eight pitches (six strikes) to set down side in 6th ... retired 9-of-11 in 8-3 clincher (3 H, 5 Ks) ... made three relief appearances while allowing six

runs (four earned) in 2.0 innings (5 H, 2 BB, K) ... closed opening win over Prairie View, in San Antonio (IP, 2 R/1 ER, 2 H, K; 15- 8) ... also closed 14-3 win over Duquesne in Clearwater, Fla. (BB).

**PREP & PERSONAL:** Three-year captain at Stony Point HS, with 13.0 Ks/9 IP for career ... set team records in '06 for ERA (1.17), Ks (85), wins (6), K-to-walk (10.6) and complete games (6), in 60 IP ... all-conference, all-city in final three seasons ... SPSHS career leader in ERA (1.61) and Ks (243) ... also played third base ... had strong '06 summer with Austin Gold Sox (1.76, 6-1, 80 Ks, 59 IP) ... all-tournament at '06 NBC Southwest Regional (13 shutout/1-hit IP; 8.0 in title game) ... played in central Texas all-star game ... all-district as junior (1.83, 77 Ks, 53.2 IP, 19 BB, 51 H) ... had hard-luck 1-0 loss vs. nation's #2 team Corpus Christi Moody (UER, 4 H, BB, 7 Ks) ... threw '05 no-hitter vs. Leander (9 Ks) ... all-district in '04, setting SPSHS records for Ks (81) and CGs (6), plus 1.78 ERA, 17 BB, 5 wins, 41 H, 55 IP ... all-tournament at '04 Round Rock Classic (Dell Diamond), after 2-hit, 14-K shutout of Austin Anderson (also all-tournament at '05-'06 RRCs) ... played in summers of '04 and '05 with Austin Baseball Club ... '05 summer: 0.72, 7-1, 76 Ks, 9 BB, 58.1 IP, 30 H ... '04 summer: 1.86, 6-2, 71 Ks, 12 BB, 34 H, 49 IP ... named to Team Texas for '05 Junior Sunbelt Classic (McAlester, Okla.), with 2- hit shutout of Team Canada (8 Ks) ... named to Top Prospect Team at '05 World Wood Bat Champ. (East Cobb, Ga.), after two shutouts (2-hitter/11 Ks in 1-0 semi vs. N.J. Twins) ... selected to Team Texas for '04 Sophomore Sunbelt ... won twice at '04 World Wood Bat U-17s (12 Ks, 12 IP; 4-hit shutout/6 Ks of Ohio Panthers) ... honor roll, academic all-district ... former ND All-America catcher Walt Osgood also wore #18 ... born Jan. 29, 1988, in Austin ... son of Jerry and Cheryl Mazur ... full name is Steven Andrew Mazur ... enrolled in Mendoza College of Business as a management consulting and computer applications double major.

#### MAZUR'S CAREER STATS

YEAR	GP/GS/CG	IP	H	R	ER	BB	K	WP	HB	BK	AVG	HR	W-L	SV	ERA
2007	3/0/0	2.0	5	6	4	2	1	0	0	0	.417	1	0-0	0	18.00
BIG EAST	0/0/0	0.0	0	0	0	0	0	0	0	0	.000	0	0-0	0	0.00
2008	20/0/0	23.2	18	13	11	6	25	1	4	1	.212	1	1-0	0	4.18
BIG EAST	6/0/0	6.2	7	6	5	2	10	0	1	0	.280	1	0-0	0	6.75
<b>TOTALS</b>	<b>23/0/0</b>	<b>25.2</b>	<b>23</b>	<b>19</b>	<b>15</b>	<b>8</b>	<b>26</b>	<b>1</b>	<b>4</b>	<b>1</b>	<b>.237</b>	<b>2</b>	<b>1-0</b>	<b>0</b>	<b>5.26</b>
<b>BIG EAST</b>	<b>6/0/0</b>	<b>6.2</b>	<b>7</b>	<b>6</b>	<b>5</b>	<b>2</b>	<b>10</b>	<b>0</b>	<b>1</b>	<b>0</b>	<b>.280</b>	<b>1</b>	<b>0-0</b>	<b>0</b>	<b>6.75</b>

# Student-Athletes



**David Mills**

**#5**

**Junior • OF/LHP**  
**Battle Creek, Mich.**  
**Lakeview H.S.**  
**5-9 • 165**  
**Bats: L • Throws: L**



**JUNIOR SEASON (2009):** Speedy two-way player, as corner outfielder and left-handed relief specialist ... solid left-handed hitter, with quick stroke to all fields ... line-drive hitter that proved he can drive the ball from gap-to-gap ... on the mound, has good deception while attacking the zone with solid slider, tough breaking ball and low-to-mid 80s, two-seam fast ball ... started all three games, two in left field and the other at designated hitter ... batted .300 (3-for-10) with a run scored, RBI and walk ... did not play during the summer of 2008.

**SOPHOMORE SEASON (2008):** Played for Northwoods League's Battle Creek (Mich.) Bombers in summer of 2007 ... helped Gold win the 2007 Blue-Gold World Series, batting .500 (3-for-6) with three runs scored, two walks and a stolen base ... also made two relief stints (2.1 IP, R, 4 H, BB, WP) ... his shutout inning of relief set up Kyle Weiland's save in clinching game-3 (7-5) ... appeared in 43 games, including 42 starts ... named first team all-BIG EAST as designated hitter ... earned BIG EAST Player of the Week on Apr. 21 ... batted .349 (58-for-166) with two home runs and 26 RBI ... added 28 runs scored, two doubles, six triples, 10 walks, 19 sacrifice bunts, four sacrifice flies and nine stolen bases (perfect 9-for-9) ... led the team in triples, sacrifice bunts, total sacrifices and stolen base percentage ... ranked second in hitting, second in stolen bases, third in slugging (.470), third in sacrifice flies, fifth in runs scored, fifth in hits and fifth in total bases (78) ... led the BIG EAST in sacrifice bunts and total sacrifices ... also ranked tied for third in triples and 16th in batting average ... ranked second in sacrifice bunts per game (0.40), sixth in total sacrifice bunts, 21st in the NCAA in triples per game (0.13) and 29th in total triples ...

situationally, he led the team in batting versus right-handed pitchers (.393), batting with the bases empty (.385) and success with advancing runners (.605) ... ranked second on the team in batting with runners in scoring position (.383), fourth in reaching base when leading off (.433), fifth in batting with runners on-base (.318), fifth in batting average with a runner on third base and less than two outs (.667), fifth with 12 two-out RBI and sixth in batting with two-out (.333) ... did not commit an error in nine fielding chances ... ranked second on the team with 18 multi-hit games and seventh on the club with seven multi-RBI games ... had 11 two-hit games and seven three-hit games ... had six games with two RBI and one game with four RBI ... made 37 starts at designated hitter, three in right field and two in center field ... hit in the #2 spot of the lineup in all 42 starts ... hit .407 in BIG EAST regular-season games (46-for-113, 19 R, 21 RBI, 2 HR, 2 2B, 3 3B, 4 BB, 10 Ks, 12 SAC, 5 SB) ... led the BIG EAST in conference games only in sacrifice bunts ... also ranked third in BIG EAST games only in batting average, third in hits, third in triples, seventh in at-bats, 10th in total bases and 11th in plate appearances ... recorded a career-best 13-game hitting streak that included back-to-back three hit games against Villanova on Apr. 11 and 12 ... after that 13-game hitting streak ended on Apr. 15, would register a 10-game hitting streak before going hitless on Apr. 29 ... went 2-for-2 with a walk, triple, sacrifice fly, two runs scored and two RBI in first career start against Buffalo on Mar. 14 ... went 2-for-4 with a run scored and RBI at Georgetown on Mar. 20 ... closed the series with the Hoyas with another multi-hit game (went 2-for-5 with a double and run scored) ... proceeded to extend hitting streak to a career-best 13 games (Mar. 22 through Apr. 13) ... recorded six multi-hit games during the streak ... batted .440 (22-for-50) with a double, triple, six RBI and nine runs scored over the 13 games ... closely followed 13-game streak with a nine-game hitting streak from Apr. 16 through Apr. 27 ... the streak included four two-hit games, including a remarkable series at West Virginia (Apr. 18-20) ... he batted .385 (5-for-13) with two home runs (one inside-the-park), a triple, double, four runs scored and seven RBI ... he put a stamp on his series and helped clinch the game-three victory with his first career grand slam on Apr. 20 ... also struck out

the only two batters he faced from the mound ... registered a five-game hitting streak from Apr. 30 through May 9 ... recorded hits in 26 of the 29 games from Mar. 22 through May 9 ... hit an incredible .404 with two doubles, two home runs, five triples, 20 RBI and 21 runs scored ... batting average stood at .389 on May 9 ... recorded at least one hit in 33 of the 42 games he played ... made 11 appearances on the mound in the spring, all out of the Irish bullpen ... went 1-0 with a 6.23 ERA in 4.1 innings of work ... his 11 relief appearances were the fourth-most among the bullpen ... allowed nine hits in 4.1 innings as his opponents batted .450 against him ... struck out five and walked two ... proved even tougher against left-handed hitters as they managed just a .273 batting average (3-for-11) ... averaged 10.38 strikeouts per nine innings ... posted an impressive 2.50 strikeout-to-walk ratio ... made scoreless relief appearances against Albany (Feb. 24), Maine (Mar. 4), Lehigh (Mar. 6), Rutgers (Apr. 4), Valparaiso (Apr. 8), West Virginia (Apr. 20), St. John's (Apr. 27), Connecticut (May 4) and Pittsburgh (May 9) ... only gave up runs in nine of his 11 appearances.

**FRESHMAN SEASON (2007):** Was the Blue's top hitter in the 2006 Blue-Gold World Series (3-for-8, RBI, 2 R, 2 BB, 2 SB, 3 Ks, 2 Es) ... made seven relief appearances (8.53 ERA, 6.1 IP, 10 H, 4 BB, 2 Ks) while playing four games as position player (0-for-2, BB, K) ... logged single innings in wins over N.Y. Tech (12-1, at Florida Gulf Coast), Western Michigan (R, H, K; 17-9), IPFW (2 H; 3-2) and Ball State (H; 7-3) ... played in early game with Texas State (0-for-1, K; 1-2) and drew walk in 14-3 win over Duquesne.

**PREP & PERSONAL:** All-state outfielder and pitcher as senior captain and team MVP with Lakeview HS state champs (winning pitcher in final game) ... set team records in '06 for hits (51), runs (51), strikeouts thrown (103) and ERA (0.49), also setting record for career wins (28-3) ... all-state season in '06 included .408 batting (39 RBI, 7 HR, 7 3B, 10 2B, 26 SB), plus 10-0 record, and school-record 74 IP (34 H, 11 B) ... all-conference and all-city in final three seasons (conference champs each year; '06 regional champs) ... played in '06 state all-star game ... all-state and team MVP as junior (0.74) ... hit .369 in '05 (4 HR, 25 RBI; 8-1, 74 Ks, 11 BB) ... hit four home runs in one day ('05 travel season) ... all-conference, all-city and all-district as a sophomore (honors he repeated in '05), batting .392 in that '04 season (3 HR, 29 RBI) with 1.75 ERA (8-2, 49 Ks, 15 BB) ... hit .472 (39 RBI) with 1.98 ERA and 8-0 record as a freshman ... played for Kalamazoo Maroons '06 travel team ... threw no-hitter in summer of '04 (0.99, 8-1; .388, 3 HR) with Steele's travel team that won '04 USSSA U-16 World Series - where he was offensive MVP (.470, 11 R, 5 RBI, HR, 3B, 3 2B, 4 SB), with game-winning home run and win in final game ... picked up win in district title game ... played on '03 summer team that won bronze at USSSA World Series and Triple Crown Regional World Series ... hit .410 with 36 RBI on Mid-Michigan Tigers ... won "fastest man" awards (top times of 6.4) at Atlanta Braves and San Diego Padres regional tryouts and Michigan Showcase ... member of National Honor Society ... plays trumpet, piano and composes music ... plans to pursue career in sports optometry ... reunited at Notre Dame with youth teammate Evan Sharpley ... part of Irish baseball program that includes 41 all-time monogram winners from Michigan ... inherited #5 jersey worn recently by All-America third baseman Matt Macri, infielder J.J. Brock and two-sport standout Paul Failla ... his great-uncle Doug Bobo played football at Michigan State and was drafted by Detroit Lions ... his brother Aaron is CBS TV sports anchor ... born Dec. 16, 1987, in Battle Creek, Mich. ... son of Curt and Mary Mills ... full name is David Christopher Mills ... science pre-professional major, in College of Science.

## MILLS' CAREER STATS

YEAR	GP/GS/CG	IP	H	R	ER	BB	K	WP	HB	BK	AVG	HR	W-L	SV	ERA
2007	7/0/0	6.1	10	6	6	4	2	0	0	0	.345	2	0-0	0	8.53
BIG EAST	2/0/0	0.1	3	4	4	3	1	0	0	0	.750	0	0-0	0	99.00
2008	11/0/0	4.1	9	3	3	2	5	0	0	0	.450	0	1-0	0	6.23
BIG EAST	6/0/0	1.1	3	1	1	1	3	0	0	0	.429	0	1-0	0	6.75
TOTALS	8/0/0	10.2	19	9	9	6	7	0	0	0	.388	2	1-0	0	7.59
BIG EAST	8/0/0	1.2	6	5	5	4	4	0	0	0	.545	0	1-0	0	27.00

YEAR	GP/GS	AB	R	H	2B	3B	HR	RBI	BB	HP	SO	SF/SH	SB-SBA	OB	SLG	AVG
2007	3/0	2	0	0	0	0	0	0	1	0	1	0/0	0-0	.333	.000	.000
BIG EAST	0/0	0	0	0	0	0	0	0	0	0	0	0/0	0-0	.000	.000	.000
2008	43/42	166	28	58	2	6	2	26	10	1	17	4/19	9-9	.381	.470	.349
BIG EAST	26/26	113	19	46	2	3	2	21	4	0	10	2/10	5-5	.420	.531	.407
TOTALS	46/42	168	28	58	2	6	2	26	11	1	18	4/19	9-9	.380	.464	.345
BIG EAST	26/26	113	19	46	2	3	2	21	4	0	10	2/10	5-5	.420	.531	.407







**A.J.  
Pollock**

**#4**

**Junior • OF/INF  
Hebron, Conn.**

**RHAM H.S.**

**6-1 • 200**

**Bats: R • Throws: R**

**JUNIOR SEASON (2009):** Tremendous athlete who was an all-BIG EAST first team outfielder in '08 and all-BIG EAST third baseman in '07 ... versatile defensive player with great hands, strong arm and classic fielding instincts ... clutch performer who can hit for power, with line drive swing and quick bat ... one of team's fastest base runners, also making good breaks on ball in outfield ... potential to steal 30+ bases and hit 8-10 home runs ... could legitimately play at any defensive position on the field ... named to the Wallace Award Watch List, named preseason All-American by *Collegiate Baseball* (second team), *Ping!Baseball.com* (third team) and *Recruiting Closer.com* (third team) ... listed as the 39th overall prospect and 16th collegiate prospect for the 2009 MLB Draft by *Baseball America* ... ranked as the seventh-best prospect from the Cape Cod League by *Baseball America* following his Most Valuable Player season for the Falmouth Commodores this past summer ... led the league in hits (61), doubles (15) and slugging percentage (.556) and ranked second in batting average at .377 and extra-base hits with 20 ... also ranked third in on-base percentage (.455) and runs scored (35) ... started in center field as a West Division All-Star, going 2-for-3 at the plate, including a solo home run ... struggled in the 2008 Blue-Gold World Series (went 1-for-10, R) as he battled a hamstring injury ... hit at a .362 clip during his first two seasons with the Irish, totaling 70 RBI in 109 games played (107 starts, 88 runs, .490 slugging pct., 7 HR, 5 3B, 22 2B, .438 on-base pct., 56 BB, 7 HBP, 28 Ks, 13 sacrifice bunts, 9 sacrifice flies, 39-of-44 SBs) ... a .353 career hitter in BIG EAST regular-season games (72-for-204, 52 GP, 35 RBI, 39 R, 2 HR, 2 3B, 13 2B, 26 BB, 16 SB) ... could become the second ND player in history

to ever lead the team in batting for three consecutive years.

**SOPHOMORE SEASON (2008):** Played center field for much of 2007 fall practice, including in the Blue-Gold World Series with Blue team (went 3-for-8, 2 RBI, 4 R, 2B, 3 BB, 2 SB) ... named all-BIG EAST first team ... rated by *Baseball America* before '08 season as league's second-best 2009 MLB prospect and best pure hitter ... started 55 games for the Irish ... one of three players and only returning one to start every game last season ... batted .352 (76-for-216) with four home runs and 42 RBI ... added 49 runs scored, 15 doubles, three triples, 24 walks, three sacrifice bunts, seven sacrifice flies and 28 stolen bases ... led the team in batting, hits (76), doubles (tied), total bases (109), sacrifice flies, stolen bases, at bats (216), games played (tied, 55) and games started (tied, 55) ... ranked second on the squad in slugging percentage (.505), second in runs scored, second in RBI, third in triples, third in on-base percentage (.414) and tied for third in home runs ... became first Irish player to lead team in hitting, stolen bases and strikeout ratio since Steve Stanley in 2002 ... two-time and back-to-back BIG EAST player of the week (Apr. 14 and 21) ... ranked tied for fourth in the BIG EAST in sacrifice flies, fourth in stolen bases and 15th in hitting ... ranked 12th in the NCAA in toughest to strikeout (21.7 at-bats per K), 33rd in the NCAA in both total stolen bases (28) and stolen bases per game (0.51) and 99th in the NCAA in sacrifice flies ... situationally, he led the team in batting with runners in scoring position (.413), hitting with two outs (.397) ... ranked second on the team in batting versus right-handed pitchers (.379), second in hitting with runners on base (.336), third in batting with the bases empty (.376), third in two-out RBI (19) and third in successful advancing of runners (.471) ... also reached base when leading off an inning nearly 62% of the time (19-for-31) ... made only three errors in 121 fielding chances (.975 fielding percentage) ... led the team in multiple-hit games (25, seven more than any other Irish player) and tied for third in multi-RBI (nine) games ... had 16 two-hit games, six three-hit games and three four-hit affairs ... had six games with two RBI and three games with three RBI ... made 44 starts in center field and 11 starts in right field ... hit primarily in the #2 (11) and #3 spots (44) in the lineup ... hit .320 in BIG EAST regular-season games (33-for-103, 22 R, 21 RBI, HR, 6 2B, 13 BB, 3 HBP, 6 Ks, 8 SAC, 12 SB) ... ranked third in BIG EAST games only in sacrifice flies (four) and third in stolen bases (12) ... recorded individual single-game hits in at-bats (tied, 7 against USF on May 16), runs scored (tied, 5 against Wisconsin-Milwaukee on Mar. 26) and stolen bases (3, three different times) ... opened the season batting in the two-hole over the first 11 games and batted just .298 (14-for-47) with three extra-base hits and six RBI ... hit third the rest of the season (44 games) and batted .367 (62-for-169) with 44 runs scored, 19 extra-base hits and 36 RBI ... opened the season just 3-for-17 (.176) over his first four games, but batted .367 (73-for-199) over the last 51 games ... season highlights included the following games: went 4-for-6 with two runs scored and RBI against Maine on Mar. 4 ... stole three bases and went 2-for-5 with a double and two RBI against St. Bonaventure on Mar. 2 ... recorded back-to-back two-hit games against Texas A&M (Mar. 7) and South Alabama (Mar. 8) ... went 4-for-9 with a double, RBI and two runs scored in the two games ... recorded a five-game hitting streak from Mar. 14 (Buffalo) through Mar. 20 (Georgetown) ... opened and closed the hitting streak with a pair of



three-hit games ... went 3-for-5 with a double, home run (inside the park), run scored and two RBI against Buffalo ... went 3-for-3 with a walk, two runs scored and three RBI against Georgetown ... batting average climbed to .413 on Apr. 15 ... over a 13-game stretch between Mar. 26 and Apr. 15, registered nine multi-hit games, including six outings with at least three hits ... hit a robust .551 (27-for-49) with four doubles, three triples, two home runs, 14 RBI and 22 runs scored over the 13 games ... had four hits apiece against Wisconsin-Milwaukee on Mar. 26 and Cincinnati on Mar. 30 ... scored season-high five runs versus Wisconsin-Milwaukee as well ... took a .400 batting average in the month of May ... recorded five straight games with two hits against West Virginia (Apr. 19 and 20), Chicago State (Apr. 22), IPFW (Apr. 23) and St. John's (Apr. 25) ... added another multi-hit game (the sixth in seventh games) against St. John's on Apr. 27 ... registered final two multi-hit games on May 12 (Western Michigan) and May 16 (USF) ... swiped a season-high tying three bases against USF on May 15 ... picked up hits in 39 of Notre Dame's 55 games.

**FRESHMAN SEASON (2007):** Named MVP of the 2006 Blue-Gold World Series, with victorious Gold (5-for-9, 5 RBI, 3 R, HR, 2B, sacrifice bunt, 2-2 SB, K, 0 Es; 2-run blast in clinching game-3, 8-3) ... capped stellar debut season by earning third team all-BIG EAST honors and being named a '07 Freshman All-American by *Collegiate Baseball* and *PingBaseball.com* ... fourth freshman ever to lead ND in batting avg. (.372), third-best ever by an Irish freshman and best since Scott Sollmann hit .404 in his '94 rookie season (Eric Danapilis hit .429 as a freshman in '90) ... other freshmen to lead ND in batting include Danapilis, Lilley (.355; '05) and Pete Schmidt (.367; '71) ... finished fourth on BIG EAST batting charts, trailing only senior outfielders Dave Williams (Rutgers) and Isaiah Howes (Louisville) and RU junior All-America shortstop Todd

#### POLLOCK'S CAREER STATS

YEAR	GP/GS	AB	R	H	2B	3B	HR	RBI	BB	HP	SO	SF/SH	SB-SBA	OB	SLG	AVG
2007	54/52	196	39	73	7	2	3	28	32	3	18	2/10	11-13	.464	.474	.372
BIG EAST	26/26	101	17	39	7	1	1	14	13	1	11	1/4	4-6	.457	.505	.386
2008	55/55	216	49	76	15	3	4	42	24	4	10	7/3	28-31	.414	.505	.352
BIG EAST	26/26	103	22	33	6	1	1	21	13	3	6	5/3	12-15	.395	.427	.320
TOTALS	109/107	412	88	149	22	5	7	70	56	7	28	9/13	39-44	.438	.490	.362
BIG EAST	52/52	204	39	72	13	2	2	35	26	4	17	6/7	16-21	.425	.466	.353

# Student-Athletes

Frazier ... joined Louisville All-America CF Boomer Whiting as only players in BIG EAST with 70-plus hits (73), 30-plus walks (32), double-digit stolen bases (11) and 10-plus sacrifice bunts (10) ... finished first (10) or second (8) on '07 Irish in 18 categories - including team-best batting, walks, SBs, total bases (93), hits (73, tied with Lilley) and multi-hit games (26), while ranking second in slugging (.474), on-base (.464), runs (39) and sac. bunts ... led team in batting vs. LHPs (.509) and with runners on base (.422)/in scoring position (.406) ... his .308 batting with 2-outs was second-best on team (tied for team-high in 2-out RBI, with 11) ... finished second on '07 team in OPS (.938 on-base plus slugging), batting vs. RHPs (.322) and pct. of runners advanced (61%), third in home runs (3), triples (2) and multi-RBI games (8), fourth in RBI (28), and fifth in doubles (7), HBP's (3) and leadoff on-base pct. (.333) ... his +17 plate-discipline ratio (32 BB+ 3 HBP-18 Ks) trailed only Lilley's +30 ... compiled .904 fielding pct., with 19 errors (no Es over final 10 GP) ... ranked among BIG EAST top-10 in overall batting (4th), OB (7th), BB (9th) and sac. bunts (10th), also fourth in league batting avg. (.386), third in hits (39) and sixth in OB (.457) during conference action (his other stats in BE games: 17 R, 14 RBI, HR, 3B, 7 2B, 13 BB, HBP, 11 Ks, 4 SAC, 4-6 SB) ... joined Louisville LHP Justin Marks and SJU LF Kemp as only freshmen named all-BIG EAST ... 10th ND freshman ever tabbed all-BIG EAST (Lilley and Brant Ust are only other left side infielders) ... made 47 of 52 starts at third base, plus five early starts at first (March 3-12) ... hit 45 times in 2-hole, with handful of starts as #3 (2), #6 (3) and #7 (2) batter ... he and Lilley (.371) were one of league's top hitting duos and made ND only team with both left side infielders on all-BIG EAST team ... hit team-best .484 in first inning (15-for-31, 8 R, 2 RBI, 2 2B, 8 BB, K, 7 SAC) and team-leading .500 in third (15-30, 10 R, 4 RBI, HR, 3B, 2 2B, 5 BB, 2 SAC, GDP) ... batted .308 in Feb./March, .328 in April, team-best .400 in May ... hit 110 points higher at home (.426, 24 R, 17 RBI, 16 BB, 2 HR, 3B, 5 2B, 2 HBP, 11 Ks, 4 SAC, 5-6 SB, 10 Es, 26 GP) than in all road games (.316) ... hit team's first home run of season (in opener vs. Prairie View, in

San Antonio) and added a single in second AB, but then had five-game hit slump ... ended slump by batting 3-for-4 (RBI, 3 R, BB) in 17-6 win over #7 Nebraska (at Stetson) ... his top Spring Break games: 3-for-4 vs. Duquesne (3 RBI, 2 R, SAC, SF; 14-3; in Clearwater) and 4-for-9 in pair of wins over Dayton (2 RBI, 3 R, BB, 2 SB; 11-4/5-2, at Florida Gulf Coast) ... fifth ND freshman ever to post five-hit game (5-for-6 vs. Western Michigan; 2 RBI, 2 R, solo HR; 17-9), with others to do so including Lilley ('05), current fifth-year catcher Sean Gaston ('04), Scott Sollmann ('94) and 1B Joe Binkiewicz ('89) ... went a month (and later seven weeks) without back-to-back hitless games ... had slow .242 start in BIG EAST play (4-for-13 in USF series, 2-for-7 at Pittsburgh, 2-for-13 at Cincinnati) but sizzled over final six series - batting .456 (31-for-68) in that 18-game span, vs. Georgetown (5-12, RBI, 2 R, 2B, BB, SAC), West Virginia (6-11, 6 RBI, 5 R, HR, 2 2B, 4 BB, SB), Rutgers (5-12, 2 RBI, 2 R, 2 2B, BB, SB), Seton Hall (6-12, 4 R, BB, SB), Louisville (3-8, RBI, 3 BB) and UConn (6-13, 2 RBI, 3 R, 3B, 2 2B) ... had no doubles in first 31 games but seven over final 25 GP (plus nine game hit streak; April 28-May 12) ... his strong series against WVU and midweek games vs. Toledo and Purdue earned spot on BIG EAST weekly honor roll for April 16-22 (8-for-19, 6 RBI, 7 R, HR, 2 2B, SB) ... helped Irish rally from 5-0 deficit to edge Toledo, 8-7 (2-for-4, 2 R, BB) ... hit 3-for-3 with 6 RBI in 17-6 win over WVU (3 R, 3-run HR, 2B, 3 BB) ... made timely plays in 15-3 opener at Rutgers (2-for-5, 2 RBI, R, 2B, SAC) and thrilling 6-4 comeback in series finale (2-for-3, R, 2B, BB, SB) ... went 3-for-4 in 6-4 win over SHU (2 R, SB) and closed regular season vs. UConn with two of his eight 3-hit games, including 5-4 win that clinched postseason spot (3-for-4, RBI, 2 R, 3B) ... posted his first game with two doubles, in regular-season finale vs. UConn (3-for-5, RBI, R) ... named second team all-New England Collegiate Baseball League in summer of '07, as centerfielder for wood-bat Vermont Mountaineers ... led Mountaineers in batting avg. (.348; 4th in league), doubles (15; league-best), hits (47), runs (29; 5th in league) and stolen bases (13-of-14) while ranking second in slugging pct. (.481), third in RBI (20) and on-base pct. (.419), and fourth in walks (17) ... also had a home run, eight Ks and four errors in 37 games (35 starts) ... helped Mountaineers win NECBL tournament (11-8, 3-0 final series vs. Newport Gulls).

**PREP & PERSONAL:** Capped stellar career as four-year starting shortstop at RHAM HS by receiving most votes ever for Gatorade player of the year in Connecticut (since '74) ... tabbed by coaches association for '06 state player of the year, after batting .462 as team captain (4 HR, 27 RBI, 34 R, 15 SB; also 9 IP, 1.62 ERA, 17 Ks) ... also named RHAM 2006 athlete of the year, team MVP and all-conference (played in senior all-star game and Conn.-Mass. all-star game) ... led team to conference titles in final three seasons ... qualified for '05 Team One National Showcase (Las Vegas) ... all-conference and all-state as a junior (.386, 15 RBI, 22 R, HR, 2 3B, 6 2B, 10 BB, 4 Ks, 6 SB, 20 GP) ... all-conference on '04 team that won regional and state titles (.489, 18 R, 3 3B, 4 2B, 8 RBI, 6 BB, 2 Ks, 16 GP) ... team defensive player of the year in '03, '04 and '05 ... first RHAM freshman ever to start at shortstop (.317, 12 RBI, 2B, 9 R, 3 BB, K, 3 SB, 19 GP) ... '05 American Legion all-star and winner of Zone 7 Sportsmanship Award, after batting .464 with 31 RBI in 43 wood-bat games (4 HR, 4 3B, 18 2B, 28 R, 20 BB, 8 Ks, 32 SB) ... '04 American Legion all-star (.472, 17 RBI, 3 3B, 12 2B, 44 R, 18 BB, 3 Ks, 23 SB, 44 GP, 34-10 record) ... youngest player selected for '03 American Legion "Futures" all-stars (.418, 23 RBI, 46 GP, 3B, 9 2B, 26 R, 8 BB, 2 Ks, 17 SB) ... made top-10 list at '05 Team One East Showcase ... one of 17 all-time ND baseball monogram winners from Connecticut, among them P/OF Jean Dubuc (Waterbury) - a member of the 1918 Boston Red Sox (World Series champs) - and RHP Chuck Symeon (Stamford/St. Basil's Prep), who shut out Texas in the '57 College World Series, plus recent record-setting RHP Alan Walania (Derby/Notre Dame HS) ... inherited #4 jersey worn previously by SS Greg Lopez ... played varsity soccer as freshman ... member of National Honor Society... received academic achievement awards ... plays the guitar ... volunteered at '03-'05 Winter Special Olympics, '04 Summer Special Olympics ... father Allen Pollock played rugby at Boston College ... born Dec. 5, 1987 ... son of Allen and Karen Pollock ... full name is Allen Lorenz Pollock ... sociology major, in College of Arts and Letters ... entered 2008 fall semester with 3.116 cumulative GPA (3.53 in '07 fall term).







**Andrew  
Scheid**

**#31**

**Junior • RHP**  
**Highlands Ranch, Colo.**  
**Regis Jesuit H.S.**  
**6-6 • 205**  
**Bats: R • Throws: R**

**JUNIOR SEASON (2009):** Highly-rated prep pitcher who could take on greater role on 2009 Irish staff, after making seven appearances as a freshman and only one as a sophomore ... has shown signs of promise and has physical ability to be effective power pitcher, with 6-foot-6, 205-pound frame and high arm slot for significant downward plane on mid-80s fastball and hard-down breaking ball ...

could prove to be solid bullpen option, after continuing to fine tune adjustments with his stride and directional ... made key adjustments to his leverage and arm speed ... made one appearance out of the bullpen for the victorious Blue in the Blue-Gold World Series ... tossed 3.2 innings of relief and allowed two earned runs on five hits ... struck out three and did not issue a walk ... spent the summer of 2008 with the Laramie Colts of the Mountain Collegiate League ... helped Colts capture league championship ... went 5-1 with a 3.23 ERA in 12 games (eight starts) ... struck out 29, walked 23 and surrendered 51 hits in 47.1 innings.

**SOPHOMORE SEASON (2008):** Pitched for Blue in game-3 of 2007 Blue-Gold World Series ... went 1.0 inning and walked a pair in the 7-5 victory ... made one appearance for the Irish in the spring ... did not retire a batter, walked one and gave up two earned runs on two hits against Manchester College on Apr. 9.

**FRESHMAN SEASON (2007):** Pitched 2.0 relief innings for Blue in game-3 of 2006 Blue-Gold World Series ... allowed three runs on five hits ... issued a walk, but struck out a pair in the victory ... made one start among his seven appearances during 2007 season (5.40 ERA, 0-1 record, 9 Ks, 5 BB, 15 H, HB, WP, 10 IP) ... made his debut with the Irish versus Iowa, at Stetson (1.2 IP, 2 R, 2 H, 2 BB, K; 1-8) ... pitched in 17-9 win over Western Michigan (IP, R, 3 H, BB, 2 Ks) ... his 3.0 shutout innings (6th-8th; H, BB, K, 11 batters faced) helped Notre Dame rally from 5-0 deficit to beat Toledo, 8-7 ... pitched during the summer of 2007 for the Dubois County Bombers, helping that team finish atop the Central Illinois Collegiate League standings ... compiled a 3.86 ERA, 3-2 record and 25 strikeouts in 22 appearances and 37.1 innings with the Bombers, allowing only 24 hits (.186 opp. batting avg.) in that wood-bat league (also had 27 walks, 4 hit batters, 7 wild pitches and a save, with one start) ... former Notre Dame RHP Dan Kapala and current Irish first baseman Casey Martin (a league all-star) also were members of that Bombers team, as was Seton Hall catcher Chris Affinito.

**PREP & PERSONAL:** Three-year starter at Regis Jesuit High School, where he pitched and played first base/outfield ... served as team captain as senior, also earning all-city and all-state honors ... posted a 3.16 ERA (53 Ks, 31 BB, 48.2 IP) with the Cherry Creek Connie Mack squad, in the summer of 2006 ... named second team all-conference as a junior (3.34 ERA, 73 Ks, 56.2 IP) for team that won regional title and reached state semifinals ... totaled 24 Ks (18 IP) as a sophomore ... spent 2005 summer with Colorado Khaos (2.35 ERA, 107 Ks, 64 IP, 17 BB) ... also played summer ball with Regis Legion A ... attended the 2005 Area Code Games ... played in Top-50 Game, held at Coors Field ... could become fifth Notre Dame baseball monogram winner from Colorado, with others including recent infielder J.J. Brock (Colorado Springs/Air Academy HS), current Philadelphia Phillies RHP Brad Lidge and outfielder/DH Matt Bransfield (both from Englewood/Cherry Creek HS) ... Brock now is an assistant coach at Georgetown ... lettered two years as a soccer fullback and two as a basketball guard at Regis ... averaged 15.4 points, 7.0 rebounds and 5.0 assists per game as 2005-06 basketball team captain (also all-conference and all-state) ... member of regional-title soccer team as a freshman ... earned academic all-state honors in baseball and basketball, as a junior and senior ... awarded Branch Rickey Humanitarian Award (from Rotary Club of Denver) ... member of National Honor Society ... other Regis products who have been members of ND teams include: mid-'50s tennis player Maury Reidy (Denver), late-'80s golfer Pat Kusek (Longmont), mid-'80s hockey goalie Al Haverkamp (Denver) and mid-'90s swimmer Tom Byorick (Englewood) ... his aunt Mary Lou (Scheid) Puszha is an '82 ND graduate ... born Jan. 12, 1988, in Denver ... son of Mick and Stacy Scheid ... Andrew Francis Scheid ... enrolled in Mendoza College of Business as a management consulting and computer applications double major.

#### SCHEID'S CAREER STATS

YEAR	GP/GS/CG	IP	H	R	ER	BB	K	WP	HB	BK	AVG	HR	W-L	SV	ERA
2007	7/1/0	10.0	15	10	6	5	9	1	1	0	.349	0	0-1	0	5.40
BIG EAST	1/0/0	0.2	1	0	0	0	2	0	0	0	.333	0	0-0	0	0.00
2008	1/0/0	0.0	2	22	2	1	2	0	0	0	1.000	0	0-0	0	99.00
BIG EAST	0/0/0	0.0	0	0	0	0	0	0	0	0	.000	0	0-0	0	0.00
TOTALS	8/1/0	10.0	17	32	8	6	11	1	1	0	.378	0	0-1	0	7.20
BIG EAST	1/0/0	0.2	1	0	0	0	2	0	0	0	.333	0	0-0	0	0.00



**Bill  
Warrender**

**#41**

**Junior • OF**  
**Collegeville, Pa.**  
**LaSalle Collegiate H.S.**  
**6-1 • 190**  
**Bats: R • Throws: R**

**JUNIOR SEASON (2009):** Walk-on addition in outfield who earlier attempted to walk on to the Notre Dame football team, as a freshman wideout in the fall of 2006 ... good all-around athlete, with speed, a strong throwing arm and improved hitting skills ... started all three games for the victorious Blue in the Blue-Gold World Series ... batted .200 (2-for-10) with a double, run scored and two RBI.

**SOPHOMORE SEASON (2008):** Saw action as a defensive replacement in the final game of the 2007 Blue-Gold World Series ... saw action in four games, mostly as a late-inning defensive substitute ... appeared in games against Wisconsin-Milwaukee (Mar. 26), Manchester College (Apr. 9), Chicago State (Apr. 22) and Mississippi Valley State (Apr. 30) ... went hitless in two at-bats on the season, both came against Manchester College ... chipped in with a walk and stolen base in the exhibition against the South Bend Silverhawks (Single A affiliate of the Arizona Diamondbacks).

**PREP & PERSONAL:** Earned first team all-Philadelphia Catholic League honors as a senior outfielder at LaSalle Collegiate High School ... hit .369 during that 2006 season, with 16 RBI, 21 runs scored, eight doubles, seven walks and a triple ... also named team's offensive player of the year in 2006, after helping team reach the league semifinals ... member of first LaSalle Collegiate baseball team ever to win the PCL title, during his junior season ... hit .297 during 2005 (nine RBI, 12 R, four 2B, 3B, eight BB) ... member of the

J.P. Mascaro American Legion team that reached the state tournament during his freshman year before advancing to regionals the next two seasons ... joined sophomore catcher Matt Katich (New Castle/Mohawk HS) as pair of Pennsylvania natives on 2009 Irish baseball team ... the ND baseball program has featured 38 previous monogram winners from Pennsylvania, including recent Academic All-America outfielder Brian Stavisky (Port Allegany) ... recent Irish players to wear #41 include mid-'90s RHP Mike Balicki and dominant LHP Tom Price ('91-'94) ... previously had played competitive football in middle school before concentrating on baseball and basketball in high school ... played on the LCHS freshman basketball team and then lettered on the varsity his final three seasons (as a small forward) ... helped basketball team reach the Public Catholic League semifinal round, during his sophomore season (2003-04) ... captained basketball team as a senior ('05-'06) ... member of the National Honor Society, student government and the LaSalle Service Corps ... his father William Warrender swam collegiately at LaSalle University and received his MBA from Notre Dame ... his uncle James Catalino also is an ND graduate ... born Jan. 20, 1988, in Philadelphia ... full name is William James Warrender ... son of William and Mary Ellen Warrender ... entered 2008 fall semester with a 3.594 cumulative GPA, as a pre-professional studies major in the College of Science.

#### WARRENDER'S CAREER STATS

YEAR	GP/GS	AB	R	H	2B	3B	HR	RBI	BB	HP	SO	SF/SH	SB-SBA	OB	SLG	AVG
2008	4/0	2	0	0	0	0	0	0	0	0	1	0/0	0-0	.000	.000	.000
BIG EAST	0/0	0	0	0	0	0	0	0	0	0	0	0/0	0-0	.000	.000	.000
TOTALS	4/0	2	0	0	0	0	0	0	0	0	1	0/0	0-0	.000	.000	.000
BIG EAST	0/0	0	0	0	0	0	0	0	0	0	0	0/0	0-0	.000	.000	.000

# Student-Athletes



**Herman  
Petzold**

**#13**

**Junior • INF**  
**Saint Clair Shores, Mich.**  
**De LaSalle H.S.**  
**5-8 • 175**  
**Bats: R • Throws: R**

**JUNIOR SEASON (2009):** An outstanding defensive infielder with good instincts and base running skills ... has worked hard on improving his offense ... has the versatility to playing any of the four infield positions ... started all three games for the Gold in the 2008 Blue-Gold World Series ... batted .143 (1-for-7) with a run scored, walk, sacrifice bunt and two RBI ... spent the summer of 2008 with the Florence Redwolves ... saw action in 49 games, including 40 starts ... batted .266 (42-for-158) with a home run and 19 RBI ... added five doubles, 10 walks, 19 runs scored and two sacrifice bunts ... committed seven errors in 193 fielding chances – good for a .964 fielding percentage ... recorded 114 assists.

**SOPHOMORE SEASON (2008):** Played all three games for victorious Gold team in 2007 Blue-Gold World Series ... batted .333 (2-for-6) with an RBI, double, two walks and sacrifice bunt ... saw action in two games for the Irish in the spring ... went 1-for-1 with a double and run scored against Wisconsin-Milwaukee on Mar. 26 ... went 0-for-1 against Mississippi Valley State on Apr. 30.

**FRESHMAN SEASON (2007):** Started at shortstop in game-2 of 2006 Blue-Gold Series (1-for-3, K, E; 4-3 win) ... hit 2-for-4 while appearing in five games (2 R, 2B, BB, K) ... played in opening win over Prairie View, in San Antonio (15-8) ... had first at-bat versus Western Michigan (17-9) and then went 2-for-3 in 14-4 win over Chicago State (2 R, 2B) ... drew walk in 7-3 win over Ball State ... also played in opener of Connecticut series.

**PREP & PERSONAL:** Three-year letterwinner (3B/2B) at De LaSalle HS... a .331 career batter (81 RBI, six HR, five 3B, 24 2B) ... captained team as senior while batting .420 with 52 RBI (14 2B, four HR, four 3B) ... '06 honors included team MVP, all-state, all-district, all-region, all-county, all-metro and all-league ... all-district and academic all-state as a junior ... helped team win regional title as a sophomore ... MVP of '06 CABA U-18 World Series (in Michigan) ... one of three Michigan natives on 2009 Irish roster ... the program's 41 all-time monogram winners from Michigan include All-America outfielders Eric Danapilis (St. Joseph HS) and Ryan Topham (Portage Central HS) ... inherited #36 jersey worn previously by DH Steve Andres ... could face former high school teammate Jake Sabol (Central Michigan) in '09 ... member of National Honor Society ... other De LaSalle products who have competed for Notre Dame include early-'60s football fullback Bill Henneghan (Detroit), early-'90s swimmer Jim Boutros (Grosse Pt. Woods) and late-'90s fencer Brian Banas (Sterling Hts) ... father Herman Petzold played football at the University of San Francisco and received MBA from Notre Dame ('85) ... mother Janice Petzold played tennis at Ferris State ... born Sept. 7, 1988, in Grosse Pte., Mich. ... full name is Herman Gustave Petzold ... enrolled in Mendoza College of Business as a finance and mathematics major ... carried 3.126 cumulative GPA into '08 fall semester.

## PETZOLD'S CAREER STATS

YEAR	GP/GS	AB	R	H	2B	3B	HR	RBI	BB	HP	SO	SF/SH	SB-SBA	OB	SLG	AVG
2007	5/0	4	2	2	1	0	0	0	1	0	1	0/0	0-0	.600	.750	.500
BIG EAST	1/0	0	0	0	0	0	0	0	0	0	0	0/0	0-0	.000	.000	.000
2008	2/0	2	1	1	1	0	0	0	0	0	0	0/0	0-0	.500	1.000	.500
BIG EAST	0/0	0	0	0	0	0	0	0	0	0	0	0/0	0-0	.000	.000	.000
TOTALS	7/0	6	3	3	2	0	0	0	1	0	1	0/0	0-0	.571	.833	.500
BIG EAST	1/0	0	0	0	0	0	0	0	0	0	0	0/0	0-0	.000	.000	.000



**Ty  
Adams**

**#42**

**Sophomore • OF/INF**  
**Indianapolis, Ind.**  
**Brebeuf Jesuit H.S.**  
**6-6 • 235**  
**Bats: R • Throws: R**

a driven approach to the game ... made great strides this past fall ... saw action in all three games and started two for the victorious Blue in the 2008 Blue-Gold World Series ... went hitless in six at-bats ... spent the summer of 2008 with the Hays Larks of the Jayhawk League.

**FRESHMAN SEASON (2008):** Batted .375 (3-for-8) in the 2007 Blue-Gold World Series ... drew a pair of walks, scored a run and drove in a run ... saw action in eight games for the Irish in the spring ... hit .167 (1-for-6) with a single and walk on the year ... made career-debut in the season opener against Liberty (Feb. 22) ... picked up first career start against Albany on Feb. 24 ... went 0-for-2 with a couple strikeouts ... recorded first career hit in the victory over Chicago State.

**PREP & PERSONAL:** Standout two-sport athlete at Brebeuf Jesuit High School ... current ND baseball assistant Sherard Clinkscale had a similar two-sport career at Brebeuf Jesuit in the late '80s ... four-year starting first baseman at Brebeuf Jesuit HS, also serving as one of school's top basketball players ... two-time team MVP who set school records for career batting avg. (.457), home runs (28), RBI (119), hits (143), walks (80), runs (130) and total bases (270; .863 slugging pct.), in 110 games played ... made only two errors in his four-year career at BJHS (.988 fielding pct.) ... helped team go 18-9 and reach sectional finals as senior captain, after setting school record for season batting avg. (.521) and tying another team record with 10 HRs (also had 33 RBI, 42 R, 28 BB, 5 2B, 2 3B, 1.070 slugging in 27 GP) ... was rated by *Perfect Game* as #19 overall pro prospect in Indiana for 2007 (8th among high school players) while *Baseball America* listed him as Indiana's #17 prospect (#8 among preps) ... his senior-year baseball honors included first team all-state and academic all-state (one of two who received both honors) ... played in '07 North-South All-Star Series, City-County All-Star

Game and Mr. Baseball All-Star Classic ... named Marion County player of the year (led county in batting and HRs) and received team's Chief's Award (in recognition of leadership, attitude and athletic ability) ... selected BJHS outstanding male senior athlete for 2006-07, after also completing three seasons as starting center in basketball ... only sophomore named first team all-county in '05 ... helped '05 team win sectional/regional titles (top-8 team in Class 3A) ... three-year starter in basketball (honorable mention all-county each year) but elected not to play as a senior... averaged 13 ppg. as a junior ('05-'06) ... invited to IHSBCA's "Top-100 Underclassmen Showcase" (basketball) as a freshman and sophomore ... received 2006-07 U.S. Army Reserve Scholar-Athlete Award ... high-honors student and member of National Honor Society ... nominated for Bart McCormick and Ellen Foster scholarships ... co-chaired "Braves for the Brave" (assembled care packages to lift morale of injured soldiers in Iraq) ... invited participant in Stay in Bounds (sponsored by NCAA Hall of Champions to promote sportsmanship) and Ambassadors Cross-Age Mentoring (provided mentoring and role models for elementary students) ... his father Wayne "Skip" Adams played baseball at Wabash ('68-'71); his mother Linda was a cheerleader at DePauw ... his sister, Dr. Kristin Adams, ran cross country and track at Bowdoin ('93-'96), captaining both teams ... his sister Courtney Adams ran cross country and track at Stanford ('96-'00) captaining both teams and helping the cross country squad place third at NCAAs (she was a finalist in the NCAA 3,000 meters) ... his grandfather David Swanson graduated from ND in '47 ... born Jan. 20, 1988, in Indianapolis ... David Tyler Adams ... enrolled in College of Arts and Sciences as a political science major ... entered 2008 fall semester with 3.191 GPA.

## ADAMS' CAREER STATS

YEAR	GP/GS	AB	R	H	2B	3B	HR	RBI	BB	HP	SO	SF/SH	SB-SBA	OB	SLG	AVG
2008	8/1	6	0	1	0	0	0	0	1	0	4	0/0	0-0	.286	.167	.167
BIG EAST	0/0	0	0	0	0	0	0	0	0	0	0	0/0	0-0	.000	.000	.000
TOTALS	8/1	6	0	1	0	0	0	0	1	0	4	0/0	0-0	.286	.167	.167
BIG EAST	0/0	0	0	0	0	0	0	0	0	0	0	0/0	0-0	.000	.000	.000







**David  
Casey**

**#44**

**Sophomore • 1B/OF**  
**Whitefish Bay, Wisc.**  
**Whitefish Bay H.S.**  
**6-4 • 235**  
**Bats: L • Throws: L**

**SOPHOMORE SEASON (2009):** Left-handed power hitter who could be key contributor at first base ... imposing presence (6-4, 235) and quality athlete for his size, with potential to put up big power numbers ... could benefit from shortening his swing ... also has strong upside to be situational left-handed pitcher ... has a strong arm and a fastball that can touch the mid-80s ... made great strides at the plate this past fall ... showed signs of hitting the ball to all parts of the field ... started all three games for the victorious Blue in the Blue-Gold World Series ... batted .333 (3-for-9) with a double, run scored and a team-best tying three RBI ... spent the summer of 2008 with the Green Bay Bullfrogs of the Northwoods League ... saw action in 37 games and batted .203 with two doubles, two home runs and five RBI ... also made seven appearances out of the bullpen ... went 0-1 with a 3.75 ERA in 12.0 innings ... surrendered nine hits, struck out 10 and walked four ... opponents batted just .209 against him.

**FRESHMAN SEASON (2008):** Played for winning team (Gold) in Blue-Gold World Series ... batted .333 (2-for-6) with an RBI and two walks ... saw action in 12 games, including five starts ... batted .185 (5-for-27) with three doubles and five RBI ... added two runs scored and drew three walks ... started first game of his career in season opener against Liberty on Feb. 22 ... went 0-for-3 with a walk and strikeout ... came off the bench a couple days later against Albany (Feb. 24) ... went 0-for-2 against the Great Danes ... started three consecutive games against Maine (Mar. 4), Lehigh (Mar. 6) and Texas A&M Corpus Christi (Mar. 7) ... went 1-for-2 with a walk and run scored in the thrilling victory over Maine ... added huge RBI single that gave Irish late inning lead over Lehigh ... went hitless over next



three games and six at-bats before going 1-for-3 with a double against Georgetown on Mar. 20 ... went 1-for-2 with a double and two RBI against Wisconsin-Milwaukee on Mar. 26 ... went 1-for-3 with a run scored, double and two RBI against Manchester College on Apr. 9 ... doubled for the third straight game in which he played.

**PREP & PERSONAL:** Two-sport standout at Whitefish Bay HS ... four-year baseball letterwinner and two-year captain who earned ABCA all-Midwest Region honors as a senior, after batting .440 (two HR) for WBHS in summer of '07 ... named all-state honors after helping '07 team reach sectionals (team MVP) ... also played in summer of '07 with Racine Hitters (seven HR in final six GP) ... his junior honors in '06 included team MVP, first team all-state, all-area, all-district and all-conference (.533 batting average, 44 RBI, .911 slugging percentage) ... first team all-conference, second team all-district and team MVP as a sophomore (.466 batting average, 40 RBI, .585 slugging percentage; 23-11 team record) ... his two-year pitching stats in '05 and '06 included a 2.81 ERA, 11-4 record and more than one strikeout per inning ... starting first baseman with Team Wisconsin in '06, batting .400 (two HR) as team went 3-1-1 vs. Iowa, Illinois, Minnesota, Kentucky and Nebraska ... played for Wisconsin Shockers team coached by Notre Dame alum John Murphy (an '85 monogram winner with

Marlins and 2001 Arizona Diamondbacks) ... Counsell and his father John - a native of Oconomowoc, Wis., and a former ND baseball player/assistant - are loyal supporters of Whitefish Bay's "Friends of Bay Baseball" ... most of the ND baseball program's 28 monogram winners from Wisconsin played in the first half of the 1900s (he was ND's first since Counsell in the early '90s) ... early-'80s outfielder Rick Chryst (Plateville, Wis., native) currently is commissioner of the Mid-American Conference ... inherits #44 jersey worn by recent power hitters Jeff Wagner (47 career HR; 2nd in ND history) and Mike Dury, plus mid-'90s pitcher Tim Krause ... could face several former teammates in '09: Valparaiso's Matt Suderland and Matt Lenski, Cincinnati's Cameron Satterwhite (Green Bay Bullfrogs), Oral Roberts' Jameson Dunn (Green Bay Bullfrogs) and Bryce Smolen (Green Bay Bullfrogs) ... received Duke Pride Award ("most devoted") with WBHS '06-'07 basketball team that reached regional finals ... his father Bill Casey served as Columbia University's primary starting pitcher in the mid-'70s, in addition to being a member of the varsity basketball team ... full name is David Austin Casey ... son of Bill and Ilyse Casey ... born Feb. 16, 1989 in Milwaukee, Wisc. ... posted a 3.0 GPA in the 2007 fall semester and 3.083 GPA in the 2008 spring term ... major is undecided.

the Irish, as a 3B) ... named all-tournament at '06 CABA Ultimate High School World Series (Euclid, Ohio), after helping Shockers go 5-3 for fifth-place finish ... hit .476 with 11 RBI at that tournament (three HR) while going 2-1 on the mound (1.79 ERA, 13 Ks, 15 IP) ... starting first baseman in '06 Milwaukee Brewers Classic baseball game (at Miller Park), featuring 40 of state's top preps (1-for-3, 2B) ... was rated by *Perfect Game* as #7 pro prospect in '07 from the state of Wisconsin (#3 among state's prep players) while *Baseball America* listed him as the #10 prospect in his state (#5 among Wisconsin preps) ... hails from same hometown and high school (Whitefish Bay) as former Notre Dame standout Craig Counsell (a World Series champ with the 1997 Florida

#### CASEY'S CAREER STATS

YEAR	GP/GS	AB	R	H	2B	3B	HR	RBI	BB	HP	SO	SF/SH	SB-SBA	OB	SLG	AVG
2008	12/5	27	2	5	3	0	0	5	3	1	7	0/0	0-0	.290	.296	.185
BIG EAST	2/0	4	0	1	1	0	0	0	0	0	1	0/0	0-0	.250	.500	.250
TOTALS	12/5	27	2	5	3	0	0	5	3	1	7	0/0	0-0	.290	.296	.185
BIG EAST	2/0	4	0	1	1	0	0	0	0	0	1	0/0	0-0	.250	.500	.250

# Student-Athletes



**Evan  
Danieli**

**#22**

**Sophomore • RHP  
East Hanover, N.J.  
Seton Hall Prep  
6-7 • 230  
Bats: R • Throws: R**

**SOPHOMORE SEASON (2009):** Tremendous physical specimen (6-7, 230) who is noted for ability to consistently repeat his pitching motion and for his devastating curveball ... throws tight, late-breaking and well-controlled curve that can be legitimate "out pitch" ... also has a heavy, over-the-top fastball that touches the low-90s, plus a developing changeup and slider ... benefits from loose arm and downward angle to the plate ... battle-tested competitor with good poise ... made strides in '07 fall workouts with his situational pitching ... gained quality experience as a freshman ... needs to continue work toward consistently ... probably owns the most electric stuff of any member of the Irish pitching staff ... did not participate in the 2008 Blue-Gold World Series due to injury ... spent the summer of 2008 with the Falmouth Commodores of the Cape Cod Baseball League ... served the Commodores bullpen in the setup role ... played with Notre Dame teammate A.J. Pollock ... went 2-0 with a 2.95 ERA in 12 games (all out of the Falmouth bullpen) ... opponents batted just .194 against him ... struck out 23 and walked 12 in 21.1 innings of work ... surrendered just one home run all year ... ranked fourth on the team in victories, fifth in ERA (minimum of 20 innings), fourth in appearances and tied for third in games finished.

**FRESHMAN SEASON (2008):** Overcame rough start in game-3 of 2007 Blue-Gold World Series (4 IP, 6 R, 7 H, 2 BB, 2 WP, 2 Ks; 7-5 loss, with Blue) to put together pretty solid rookie campaign ... made nine appearances on the mound in the spring, including one start ... his nine appearances were tied for third-most by a rookie pitcher ... went 0-0 with a 5.00 earned run average in 27.0 innings of work ... allowed 29 hits in 27.0 innings as his opponents batted .279 against him, but also struck out 20 and walked 16 ... surrendered just three extra-base hits the entire season (one double, two home runs) against 131 batters faced ... opponents



registered just a .275 slugging percentage ... proved even tougher against left-handed hitters as they managed just a .261 batting average (6-for-23) ... right-handed hitters batted .284 (23-for-81) against him ... averaged 6.67 strikeouts and 5.33 walks per nine innings ... held opponents to a .262 batting average (16-for-61) with runners on base ... Notre Dame posted a 6-3 record when Danieli started ... as a starter, went 0-0 with a 9.00 ERA in 4.0 innings of work (one start) ... struck out one and walked two ... as a reliever, went 0-0 with a 4.30 ERA in 23.0 innings of work ... yielded 18 hits as opponents batted just .273 against him ... struck out 19 and walked 14 ... made career debut on Feb. 24 against Albany ... worked 3.1 innings and allowed three earned runs on three hits ... struck out three and walked three in a no decision ... registered first career start on Mar. 4 against Maine ... tossed 4.0 innings, but was roughed up for four earned runs on five hits ... walked a pair and struck out one ... pitched 2.0 innings and allowed one earned run on one hit against Wisconsin-Milwaukee on Mar. 26 ... worked 4.0 innings and allowed three earned runs on four hits against Manchester College on Apr. 9 ... fanned one and walked one ... did not allow a hit in 1.0 inning of work against Northern Illinois on Apr. 16, but allowed an earned run in large part to a pair of walks, two hit batters and one balk ... recorded first career scoreless outing on Apr. 22 against Chicago State ... went 2.0 innings and limited Cougars to just one hit ... struck out four of the seven batters he faced ... made second consecutive appearance without allowing an earned run on Apr. 30 against Mississippi Valley State ... allowed a couple hits and two unearned runs ... hurt by a pair of walks and two wild pitches ... tossed a career-high 4.1 innings against a ranked Michigan squad on May 13 ... allowed a couple of earned runs on nine hits, but also fanned a career-best six ... made final appearance of the season on May 20 against USF (one earned run on four hits and four walks in 3.1 innings) ... pitched for Notre Dame in the exhibition against the South Bend Silverhawks (Single A affiliate of the Arizona Diamondbacks) and tossed a scoreless inning of relief.

**PREP & PERSONAL:** Named '07 All-American by *Collegiate Baseball*, *Aflac*, *Playstation*, and *Rawlings* ... first team all-state, first team all-county and named

national pitcher of the week in early May, after pair of shutout wins (13 Ks, 3 H, 11 IP) ... helped SHP go 32-1 (1.53 staff ERA; .353 team batting avg.) ... had spot starts in summer of '07 with N.J. Twins (also played with them in summer/fall of '05) ... played for Mike Sheppard, Jr., who has guided SHP to six state titles in 22 seasons (he is son of former longtime Seton Hall coach Mike Sheppard, Sr., whose son Rob Sheppard is current SHU coach) ... had unique chance to visit with Yogi Berra and Alex Rodriguez at '06 Aflac All-America Game (at San Diego State) ... his junior season included 1.10 ERA, 5-1 record and 59 Ks in 39 IP (13.6 Ks/9 IP) ... threw no-hitter for SHP team that won '06 state title (ranked #25 in nation) ... named most valuable pitcher on '04 team ... selected for '06 East Coast Pro Showcase (Wilmington, N.C.) and Area Code Games (Long Beach, Calif.) ... helped Vailsburg American Legion reach state playoffs in summer of '04 ('05 district playoffs) ... highly-rated and projectable pitching prospect who would have been high pick in '07 Major League draft, if not for his strong commitment to Notre Dame ... ultimately was selected in 33rd round, by Minnesota Twins ... *Baseball America* had projected him as '07 draft's #157 overall prospect (including college players) while *Perfect Game* rated him 40th among all high school prospects for '07 draft ... his signing with ND helped rest of the class (ranked #4 in nation) fall into place ... lifelong Notre Dame fan who joins Irish baseball program that features 46 previous monogram winners from New Jersey ... inherits #22 jersey worn most recently by RHP Dan Kapala (CF Eric Danapilis and RHP Aaron Heilman, both All-Americans, also wore #22, as did top RHPs Erik Madsen and Grant Johnson) ... his former Seton Hall Prep teammate Luis Fernandez plays in the BIG EAST at Seton Hall while several of his N.J. Twins teammates play for teams on ND's '09 schedule (Michigan's Eric Katzman, D.J. Anderson of Rutgers and Seton Hall's Nick Natale ... avid chess and ping-pong player ... honors student (3.71 GPA) and member of student council ... born Aug. 2, 1989, in Manhattan, N.Y. ... Evan Alexander Danieli ... son of Steven and Janet Danieli ... posted 3.07 GPA in '07 fall semester ... major is undecided.

## DANIELI'S CAREER STATS

YEAR	GP/GS/CG	IP	H	R	ER	BB	K	WP	HB	BK	AVG	HR	W-L	SV	ERA
2008	9/1/0	27.0	29	20	15	16	20	7	6	1	.279	2	0-0	0	5.00
BIG EAST	0/0/0	0	0	0	0	0	0	0	0	0	.000	0	0-0	0	0.00
TOTALS	9/1/0	27.0	29	20	15	16	20	7	6	1	.279	2	0-0	0	5.00
BIG EAST	0/0/0	0	0	0	0	0	0	0	0	0	.000	0	0-0	0	0.00







**Mick  
Doyle**

**#26**

**Sophomore • INF  
LaGrange Park, Ill.  
Benet Academy  
6-1 • 200  
Bats: R • Throws: R**

**SOPHOMORE SEASON (2009):** Slick-fielding middle infielder who also could play third base ... has excellent defensive footwork and soft hands ... versatile, hard-nosed player with gap-to-gap power ... did not participate in the 2008 Blue-Gold World Series due to injury ... spent the summer of 2008 with the Southwest Slashers of the Jayhawk Baseball League.

**FRESHMAN SEASON (2008):** Helped Gold win 2008 Blue-Gold World Series ... started all three games at shortstop ... batted .333 (3-for-9) with an RBI, two runs scored and sacrifice bunt ... did strikeout twice and committed pair of errors ... saw action in 24 games, including 11 starts ... all 11 starts came at third base ... hit ninth in the order in all 11 starts as well ... batted .313 with four doubles and six RBI ... added 10 runs scored, four walks and five sacrifice bunts ... committed five errors and registered a .918 fielding percentage ... recorded six multi-hit games (all six were two-hit affairs) ... Notre Dame was 9-2 in the 11 games that Doyle started ... recorded a personal best three-game hitting streak from Apr. 22 through May 4 ... hit .313 with a run scored, two doubles and one RBI in BIG EAST action ... started five of the first six games for the Irish ... started the season opener against Liberty on Feb. 22 (went 0-for-2) ... went 2-for-3 with a pair of walks, RBI and a career-high four runs scored in the victory over Iowa on Feb. 23 ...



added a RBI and sacrifice bunt in two at-bats against Mount St. Mary's on Mar. 1 ... went 1-for-4 with a double and run scored in the meeting with St. Bonaventure on Mar. 2 ... came off the bench as a defensive substitute over the next three games before pinch hitting against Buffalo on Mar. 14 ... again came off the bench against Georgetown on Mar. 20 (went 2-for-2) with a RBI and two doubles ... went 1-for-2 with a RBI and run scored against Ball State on Mar. 25 ... started against Wisconsin-Milwaukee on Mar. 26 (his first start since Mar. 4) ... went 0-for-3 with a sacrifice bunt ... came in the late innings as a defensive replacement against Rutgers on Apr. 6 ... picked up his seventh start of the season against Manchester College on Apr. 9 ... went 2-for-5 with an RBI and two runs scored ... registered three straight multi-hit games in starts against Chicago State (Apr. 22), Mississippi Valley State (Apr. 29) and Connecticut (May 4) ... batted .600 (6-for-10) in the three-game hitting streak ... had a double, RBI and run scored against Chicago State ... scored a run against UConn ... batted .297 (11-for-37) with

(Stevenson Showcase) ... three-year letterwinner and two-year captain in basketball (point guard), averaging 10 ppg in his final two seasons ... all-conference and all-city in baseball as a senior ... helped basketball team win regional title and reach sectional finals as a sophomore (upset #2 seed Boling Brook) ... played on freshman football team (cornerback/linebacker) ... Notre Dame distance runners Eddie Higgins and Kevin Maflick also attended Benet ... member of National Honor Society and Foreign Language Honor Society ... oldest of six children (all athletes) ... grandfather Don Blaha played baseball at Villanova ... his father Mike Doyle is an '85 ND graduate, as are nine of his uncles/aunts: Terri and Cy Clune (both '75), Jim Blaha ('80), Fritz and Sheila Fisher (both '81), Pat Doyle ('83), Jeff Toner ('84), Kathy Doyle ('85) and Kevin Doyle ('89), plus cousin Katy Clune ('06) ... born Feb. 11, 1989, in Champaign, Ill. ... son of Mike and Mary Doyle ... Michael Patrick Doyle ... had 3.47 GPA in fall of '07 and 3.600 GPA in spring '08 term ... major is undecided

four RBI as a starter ... hit .364 (4-for-11) and two RBI off the bench.

**PREP & PERSONAL:**

Capped prep career with all-conference and all-area honors at Benet Academy, despite foot injuries ... four-year baseball letterwinner at shortstop ... hit .362 as senior captain, for regional champs ... all-conference as junior (.358, school-record 31 RBI) on '06 team that went 30-10 and won East Suburban Catholic League title (also won Flyers Classic and postseason regional) ... joined Notre Dame baseball program that features 149 all-time monogram winners from Illinois ... other Irish players to wear #26 include RHP Nick Palihnich and OF Rich Gonski (both All-Americans), plus 1B Jim Cusack and LF Bob Senecal ('57 CWS team members) ... could face several former teammates in 09: Villanova's Chris Pack (Benet Acad.), Louisville's Phil Wunderlich (Team Ill.), Oakland's Scott Sexton (Ill.s Orioles), and John Brennan of So. Illinois

**DOYLE'S CAREER STATS**

YEAR	GP/GS	AB	R	H	2B	3B	HR	RBI	BB	HP	SO	SF/SH	SB-SBA	OB	SLG	AVG
2008	24/11	48	10	15	4	0	0	6	4	0	11	1/5	0-0	.358	.396	.313
BIG EAST	8/2	16	1	5	2	0	0	1	1	0	4	0/0	0-0	.353	.438	.313
TOTALS	24/11	48	10	15	4	0	0	6	4	0	11	1/5	0-0	.358	.396	.313
BIG EAST	8/2	16	1	5	2	0	0	1	1	0	4	0/0	0-0	.353	.438	.313

# Student-Athletes



**Brian Dupra**

**#6**

**Sophomore • RHP**  
**Rochester, N.Y.**  
**Greece Athena H.S.**  
**6-3 • 200**  
**Bats: R • Throws: R**

**SOPHOMORE SEASON (2009):** Elite pitching prospect who saw his stock - and velocity - rise during senior season at Greece Athena High School ... gained immeasurable experience as a midweek starter for the Irish last season ... could make transition into closer role to replace Kyle Weiland (third round pick of Boston Red Sox in 2008 MLB draft) ... combines pinpoint command of all three of his pitches with tremendous pitching aptitude ... features heavy, low-90s fastball to go along with quality slider and changeup ... throws from 3/4 power arm slot, with clean arm action and fluid mechanics ... a poised competitor and true student of the game ... has a projectable 6-foot-3 frame, with boost to his strength over the past year ... made one start for the Gold in the 2008 Blue-Gold World Series ... did not render in the decision ... tossed 4.2 innings and was charged with five earned runs on six hits ... struck out three and walked two ... spent the summer of 2008 with the Harwich Mariners of the Cape Cod Baseball League ... named to the Cape League All-Star squad ... helped Harwich capture the league title ... made transition from starting for Notre Dame to setup role look easy ... went 3-1 with a 3.40 ERA in 18 games (all out of the Harwich bullpen) ... opponents batted just .247 against him ... struck out 33 and walked 17 in 39.2 innings of work ... did not surrender a single home run all year ... tied for the team-lead in wins and appearances ... ranked third on the club in innings pitched.

**FRESHMAN SEASON (2008):** Delivered game-2 win (3-1) for Gold team that eventually won the 2007 Blue-Gold World Series, becoming first Notre Dame freshman since 2001 to win a BGS start (5.2 IP, UER, 3 H, 2 BB, HB, 3 Ks) ... allowed only three base runners in scoring position (none on third base) in that game (his 17 outs included seven via groundballs, plus a pickoff and two popups) ... made 11 appearances on the mound in the spring, including nine starts ... his nine starts were the fourth-most on the staff and most by an rookie pitcher ... went 3-3 with a 5.44 earned run average in 46.1 innings of work ... did allow 60 hits in 46.1 innings as his opponents batted .316 against him, but also struck out 30 and walked just 10 ... surrendered just 15 extra-base hits the entire season (three home runs) against 212 batters faced ... opponents registered just a .386 slugging percentage ... proved even

tougher against right-handed hitters as they managed just a .274 batting average (32-for-117) ... averaged 5.83 strikeouts and 1.94 walks per nine innings ... ranked fifth on the team in wins ... Notre Dame posted a 5-3 record when Dupra started ... as a starter, went 3-3 with a 6.15 ERA in 41.0 innings of work (nine starts) ... struck out 22 and walked nine ... as a reliever, did not allow a run, earned or unearned, in 5.1 innings of work ... yielded just one hit ... struck out eight and walked only one ... made career debut in a start against Albany on Feb. 24 ... struggled in the outing in defeat, allowing seven earned runs on nine hits ... walked three and struck out one ... rebounded with a quality start against St. Bonaventure on Mar. 2 ... pitched into the seventh inning (6.1) and surrendered just two earned runs on only three hits ... did not issue a walk and struck out four, but did not render in the decision ... started against top-ranked Arizona on Mar. 9 ... was charged with nine runs, only five earned, on 10 hits ... walked a pair ... posted back-to-back solid starts against Central Michigan (Mar. 17) and Ball State (Mar. 25) ... worked all 5.0 innings in the weather-shortened game against the Chippewas ... allowed just two earned runs on six hits ... did not issue a walk and punched out one ... followed up performance with first career victory against the Cardinals ... pitched 6.0 innings and yielded two earned runs on six hits ... did not walk a batter for the second consecutive start ... struggled in a start against Valparaiso on Apr. 8 ... was roughed up for five runs, four earned, on six hits in 1.2 innings ... as he had earlier in the season, rebounded from a disappointing performance with a solid effort against Toledo on Apr. 15 ... tossed 4.0 scoreless innings out of the Irish bullpen and registered first career save ... fanned five, walked one and yielded just a pair of singles ... equaled career-long outings in each of his next two starts against Chicago State (Apr. 22) and Mississippi Valley State (Apr. 29) going 7.0 innings ... recorded victories in each outing ... scattered seven hits and limited the Cougars to a pair of earned runs ... struck out five and walked just one ... even better against MVSU ... shut the Delta Devils out on just six hits ... fanned a career-high six and walked one ... worked 1.1 innings of relief and punched out three of the four batters he faced in his final outing of the season against USF on May 20 ... over his last five appearances of the season, went 2-1 with a 2.53 ERA in 21.1 innings ... struck out 22 and walked just three ... started for Notre Dame in the exhibition against the South Bend Silverhawks (Single A affiliate of the Arizona Diamondbacks) and struck out the side in the first inning ... did not issue a walk in five of 11 appearances.

**PREP & PERSONAL:** Compiled 0.21 ERA, 9-1 record and 11.6 strikeout-to-walk ratio (93/8) in '07 at Greece Athena High School, with his other stats including 27 more innings pitched (65.1) than hits allowed (38) and pair of saves (also hit .443 with 27 RBI, nine doubles, a home run and only five Ks) ... led Trojans to 22-3 record and state semifinals (2-1 loss to North Rockland) ... had allowed only one earned run all season and was undefeated before semifinal loss, finishing with six runs allowed (two earned) ... his '07 honors included Gatorade New York State player of the year, first team all-state, honorable mention All-America (*Collegiate Baseball*), county player of the year, area player of the year, sectional playoff MVP, scholar-athlete award and team MVP ... helped team rack up 40-3 scoring margin in four sectional tournament games, as Trojans advanced to state tournament for first time since '99 ... beat Fairport to state qualifier (8-1, 8 Ks, BB) ... had two-run single and K'd final batter to save Section V title game (4-0 vs. Hilton) ... beat Brockport earlier in section tournament, 11-2 (5 IP, 3 H, 5 Ks) ... K'd 11 Fairport batters in regular season (6 IP, 5 H, 2 BB; 9-0) ... one week earlier, he played lead role in 2-1 win over Hilton (12 Ks; 2-out RBI single) ... played in summer of '07 with Ferris-Goodridge American Legion district finalist (he lost only twice while posting 0.80 ERA, 81 Ks and 20 BB in 50 IP; also batting .400) ... gifted all-around student-athlete who owned 3.68 cumulative GPA and is talented trombone player, in addition to signing in GAHS nationally-renowned show choir that toured Italy (summer '07) ... attended '06 USA Baseball tryouts ... first team all county as a junior,



second team as a sophomore ('05) ... played at '05 and '06 Empire State Games ... helped East Cobb Astros place third at '06 Wood-Bat World Championships (Jupiter, Fla.) ... also competed at '05 WBWC ... pitched in several top '06 showcases: Perfect Game Nationals (Arkansas), East Cobb Perfect Game Showcase (Georgia), East Coast Pro Showcase (Wilmington N.C.) and Goodwill Games (Cooperstown) ... competed with South Florida Bandits (Oct. '06) ... member of '04 and '05 Rochester Grays summer team ... selected by Texas Rangers in 36th round of '07 MLB draft, after falling significantly from projected talent level due to "signability" issues and his strong commitment to playing for Notre Dame ... had been projected by *Baseball America* as #116 overall prospect (including college players) for '07 draft while *Perfect Game* had him slotted #162 ... became 84th New York native to earn a monogram with ND baseball, following in the footsteps of 2006 All-America first baseman and Plainview native Craig Cooper (current senior DH Ryan Connolly hails from Binghamton) ... former Notre Dame All-America centerfielder Dan Peltier ('87-'89) grew up in Clifton Park, N.Y. ... inherits #6 jersey worn previously by OF Danny Dressman ... several of his former teammates play for teams on ND's '09 schedule: Brian Kemp of St. John's (Harwich Mariners), Seton Hall's Sean Black (Harwich Mariners), Villanova's Josh Eidell (Harwich Mariners), Jaren Mathews of Rutgers (South Florida Bandits); UConn's Joe Pavone (GAHS, SF Bandits, Rochester Grays, Ferris Goodridge) and Dusty Odenbach (EC Grays); Pitt's Dan Pfister (EC Grays) ... played two seasons of JV basketball and ran varsity cross country in '03 ... earned scholar-athlete honors throughout career ... member of National Honor Society (3.5 GPA), symphonic band, select choir and pit orchestra ... involved in various community service activities, including Special Olympics, youth baseball, reading programs and youth group ... current ND fencer Zach Schirtz also attended GAHS ... his sister Lyanne Dupra served as a senior captain with James Madison's '06 women's soccer team ... son of John and Kim Dupra ... full name is Brian Martin Dupra ... born Dec. 15, 1988, in Rochester, N.Y. ... enrolled in the College of Arts and Letters as a sociology and computer applications double major ... owns a 3.022 cumulative grade point average.

## DUPRA'S CAREER STATS

YEAR	GP/GS/CG	IP	H	R	ER	BB	K	WP	HB	BK	AVG	HR	W-L	SV	ERA
2008	11/9/1	46.1	60	35	28	10	30	4	5	0	.316	3	3-3	1	5.44
BIG EAST	0/0/0	0	0	0	0	0	0	0	0	0	.000	0	0-0	0	0.00
TOTALS	11/9/1	46.1	60	35	28	10	30	4	5	0	.316	3	3-3	1	5.44
BIG EAST	0/0/0	0	0	0	0	0	0	0	0	0	.000	0	0-0	0	0.00







**Cole  
Johnson**

**#37**

**Sophomore • RHP**  
**Hudson, Ohio**  
**Hudson H.S.**  
**6-3 • 200**  
**Bats: R • Throws: R**

**SOPHOMORE SEASON (2009):** Recruited walk-on who gained immeasurable experience last season and was nearly unhittable this fall ... first impressed the Irish coaches at the 2006 ND baseball fall camp, due to his prototypical pitcher's body (6-3, 200) and arm movement ... a very competitive and confident pitcher who has made quick transition to staff's philosophy of "willing" outs and challenging hitters ... throws a low-90s fastball and a tight slider, with deceptive quickness and movement ... made one start for the victorious Blue in the 2008 Blue-Gold World Series ... did not render in the decision, but tossed 6.0 innings and was charged with one earned run on five hits ... struck out four and did not issue a walk ... spent the summer of 2008 with the Stark County Terriers of the Great Lakes Summer Collegiate League ... went a perfect 5-0 with a 2.87 ERA in eight games (seven starts) ... opponents batted just .217 against him ... struck out 40 and walked eight in 37.2 innings of work ... tossed the squad's only complete game and shutout of the season ... surrendered only five extra-base hits (one home run) over the entire summer ... led pitching staff in ERA, opposing batting average, victories, innings, strikeouts, starts, fewest runs allowed, fewest earned runs allowed and fewest walks allowed ... out duelled the league's top pitching prospect Burny Mitchem to earn his fourth win of the season after throwing six innings of five-hit ball ... awarded Terriers' Cy Young award.

**FRESHMAN SEASON (2008):** Rewarded for his strong fall showing by earning game-2 start (for Blue) in 2007 Blue-Gold World Series ... was out-duelled by classmate Brian Dupra in that game, 3-1, but still had a solid outing (5 IP, 3R, 2 ER, 5 H, 3 BB, 2 Ks, 7 groundouts) ... made 12 appearances on the mound in the spring, including two starts ... went 2-2 with a 5.30 earned run average in 35.2 innings of work ... allowed 46 hits as his opponents batted .322 against him ... struck out 28 and walked eight ... did surrender six home runs against 157 batters faced ... averaged 7.07 strikeouts per nine innings ... ranked third on the team in games finished (four) and fifth in relief appearances (10) ... went 1-1 with a 4.70 ERA in six appearances (one start) in BIG EAST action ... Notre Dame posted a 1-1 record when Johnson started ...



as a starter, went 1-0 with a 5.59 ERA in 9.2 innings of work (two starts) ... struck out nine and walked two ... surrendered 12 hits in 9.2 innings as a starter (good for a .286 opponents batting average) ... as a reliever, went 1-2 with a 5.19 ERA ... struck out 19 and walked six in 26.0 innings out of the Irish bullpen ... made season debut on Mar. 4 against Maine and was rocked ... charged with six earned runs on eight hits ... surrendered two doubles, a triple and two home runs, including a long ball on his first career pitch in an Irish uniform (same fate as sophomore teammate Todd Miller) ... rebounded with a dominant inning of relief against Buffalo on Mar. 14 ... tossed a scoreless and hitless inning of relief ... struck out the side ... was charged with the loss against Texas Pan-American on Mar. 16 ... was roughed up for three earned runs on four hits (although three of the hits never left the infield) ... struck out a pair ... did not allow a run, earned or unearned, over his next two relief outings (Ball State on Mar. 25 and Cincinnati on Mar. 30) ... held the Cardinals scoreless in 2.0 innings of work (surrendered one hit and struck out one) ... entered the game against the Bearcats with the Irish trailing 4-0 and proceeded to throw 5.1 scoreless innings of relief to keep Notre Dame in the game ... scattered six hits, walked two and struck out one ... made another quality relief appearance against Rutgers on Apr. 5 to register his first career victory ... went 4.1 innings and limited the Scarlet Knights to just an earned run on five hits ... fanned three and walked three ... recorded his first career start against Toledo on Apr. 15 ... earned the victory after throwing 5.0 innings without allowing an earned run (one unearned) ... limited the Rockets to just three hits ... struck out three and did not issue a walk ...

following first career outing against Maine, made six appearances, five out of the Irish bullpen and recorded a 1.93 earned-run average over 18.2 innings (13 strikeouts, five walks) ... allowed just one earned run over 17.0 innings of work from Mar. 16 through Apr. 19 ... stellar stretch ended with a disappointing effort against West Virginia on Apr. 19 ... was knocked around for four earned runs on seven hits in 4.0 innings ... once again, rebounded from a poor outing with three solid relief appearances against Mississippi Valley State (Apr. 29), Connecticut (May 2) and Pittsburgh (May 10) ... tossed 2.0 scoreless innings against MVSU with three punch outs ... limited the Huskies to one hit and one earned run in 2.0 innings of relief, but was charged with the loss ... worked 2.2 scoreless innings of relief against Pittsburgh on May 10 ... did not issue a walk in any of the three appearances over the stretch ... picked up second career start of his career in the season finale against USF on May 17 ... retired 12 of the first 15 Bulls to keep them off the scoreboard before running into trouble in the fifth inning (USF exploded for six runs) ... did not factor in the decision, but still managed to strikeout a career-high six in 4.2 innings of work.

**PREP & PERSONAL:** Logged only 75 career innings at Hudson High School due to serving as team's starting catcher as a junior and senior (also saw time at first base and outfield) ... his career pitching stats at Hudson included nine inning averages of 11 strikeouts and only three walks ... served as staff ace in his senior season ... struck out 10 batters in 6.0 innings vs. powerhouse St. Ignatius ... his senior-year offensive stats included a .329 batting average (second on team with 27 RBI, 3 HR) ... helped 2007 team win conference title before disappointing loss in district round ... named second team all-conference as a senior (also first team all-academic) and honorable mention all-conference as a junior ... played two years ('06-'07) for Ohio Yankees summer team that turned out six D-I players from the 2007 team ... posted junior-year

wins with the Yankees vs. the Indiana Bulls Red and Indiana Bulls Black ... helped Yankees finish second out of 64 teams at Buckeye Elite Tournament ... could face his former Hudson High School classmates Jeff Cindar (Stark County Terriers) and Ryan France (Stark County Terriers) when the Irish play Toledo in the 2009 season ... could also face summer league teammate Matt Aboro (Western Michigan) ... the Irish baseball program's 64 all-time monogram winners from Ohio include recent Academic All-America shortstop Greg Lopez (Upper Arlington) and five starters from the 2002 College World Series team ... inherits #37 jersey worn most recently by RHPs Dan Kapala and Matt Laird ... also a two-year letterwinner in football (as a wide receiver), earning conference first team all-academic honors ... graduated sixth in a class of 430 (4.48 GPA) ... was Hudson's 2007 recipient of Principal's Leadership Award ... also received Marion Albee Character Award ... member of National Honor Society ... current ND sophomore soccer player Rose Augustin hails from same home area while former Irish soccer player Mary Boland also attended Hudson HS ... his grandfather Dick Ralph played football at BYU while his father Doug Johnson was a football player at Sacramento State ... his younger brother Forrest is a junior football/baseball player at Hudson HS ... born Oct. 16, 1988, in Appleton, Wis. ... son of Doug and Suzy Johnson ... full name is Cole Richard Johnson ... enrolled in the College of Science as a pre-professional studies major ... turned in a 3.85 GPA during the 2007 fall semester and recorded a 3.590 GPA in the 2008 spring term ... one of 40 Notre Dame student-athletes in the Academic Honors program.

#### JOHNSON'S CAREER STATS

YEAR	GP/GS/CG	IP	H	R	ER	BB	K	WP	HB	BK	AVG	HR	W-L	SV	ERA
2008	12/2/0	35.2	46	22	21	8	28	1	2	1	.322	6	2-2	0	5.30
BIG EAST	6/1/0	23.0	29	12	12	8	15	1	1	1	.326	4	1-1	0	4.70
TOTALS	12/2/0	35.2	46	22	21	8	28	1	2	1	.322	6	2-2	0	5.30
BIG EAST	6/1/0	23.0	29	12	12	8	15	1	1	1	.326	4	1-1	0	4.70

# Student-Athletes



**Matt  
Katich**

**#25**

**Sophomore • C  
New Castle, Pa.  
Mohawk H.S.**

**6-2 • 210**

**Bats: R • Throws: R**

## SOPHOMORE SEASON (2009):

Newcomer behind the plate who is well-rounded talent ... combines a strong arm and excellent defensive skills with good offensive ability ... started one game for the Gold squad at catcher during the 2008 Blue-Gold World Series ... did not register an official at-bat ... drew a walk and executed a sacrifice bunt ... spent the 2008 summer with the Forest City Redwolves of the Coastal Plains League ... started all 24 games in which he appeared ... batted .211 with a double and six RBI ... drew nine walks, laid down eight sacrifice bunts and scored 10 runs ... threw out nine base stealers in 35 stolen base attempts ... committed three errors in 178 fielding chances, recording a .983 fielding percentage.

**FRESHMAN SEASON (2008):** Went 1-for-1 with a walk for the Gold in the 2007 Blue-Gold World Series ... saw action in four games, all off the Irish bench ... only registered one at-bat (struck out against Wisconsin-Milwaukee on Mar. 26) ... entered the game as a defensive replacement against Manchester College (Mar. 26), Chicago State (Apr. 22) and Mississippi Valley State (Apr. 30) ... did not commit an error in nine fielding chances to post a perfect 1.000 fielding percentage ... was charged with two passed balls.

**PREP & PERSONAL:** Four-year baseball letterwinner at Mohawk HS, where he also lettered in football and basketball ... a .400 career hitter (76 RBI, nine HR; also 10-3 on

mound with 2.10 career ERA) ... earned all-section honors as senior catcher, captaining '07 team to second round of regionals (he hit .310 with 18 RBI, four HR) ... played '07 summer ball with Rondinelli team that advanced to NABF World Series (Jackson, Miss.) ... named all-tournament at '07 NABF Regional in Youngstown, Ohio ... helped Rondinelli place second at '07 Connie Mack Tournament ... invited to '06 Puma National Team tryouts ... played '06/'07 fall ball with Allegheny Pirates ... named all-conference and all-city his final three seasons ... repeated as all-section performer as a junior (.445, county-best/school-record 30 RBI, two HR, 20 GP) ... named to '06 NABF Regional All-Tournament Team ... threw out league-high 18 attempted base stealers for Youngstown Class-B team (summer '06) ... hit .352 as a sophomore (17 RBI, three HR) before ranking fourth in '05 summer league with .438 batting average ... played as 16-year-old on 17/18-year-old team that placed second at '05 Connie Mack Tournament (advanced to regionals) ... MVP of '05 Blue Chip Baseball Showcase ... member of MHS varsity as a freshman (hit .500 in 14 GP, 11 RBI, HR) ... helped MHS '04 team win program's first conference title in 26 years ... went 4-for-4 (two 2B) in '04 playoff opener ... helped his Babe Ruth League teams (13-15 years old) win three state and regional titles, plus one world championship ('03, in Boston; 14-year-old team) ... was invited to tryouts with several MLB scouting bureaus but ultimately went undrafted due to strong commitment to Notre Dame ... joins junior outfielder Bill Warrender (Collegeville/LaSalle Collegiate HS) as pair of Pennsylvania natives on '09 team ... the ND baseball program featured 38 previous monogram winners from Pennsylvania,



including Academic All-America OF Brian Stavisky (Port Allegany) ... former Irish players who have worn #25 include All-America 2B Dick Selcer ... his former Mohawk High School teammate Matt Wies plays at nearby Western Michigan (an annual ND opponent) ... lettered as junior defensive end on '05 football team (conference champs) ... also earned letter as sophomore forward on basketball team ... three-year high school scholar-athlete and high school honor roll student ... member of student government and Mohawk Mentors ... nominated for People to People Student Ambassador program and National Honor Roll ... invited to represent Pennsylvania at National Student Leadership Conference ('06) ... three-time qualifier for national academic game competition ... carried 4.1 cumulative GPA ... hails from same hometown area as current Irish track and field team member Jake Walker ... born March 17, 1989, in New Castle, Pa. ... son of Ron and Kathleen Katich ... Matthew James Katich ... recorded a 3.400 GPA in the '08 spring term ... major is undecided.

## KATICH'S CAREER STATS

YEAR	GP/GS	AB	R	H	2B	3B	HR	RBI	BB	HP	SO	SE/SH	SB-SBA	OB	SLG	AVG
2008	4/0	1	0	0	0	0	0	0	0	1	1	0/0	0-0	.000	.000	.000
BIG EAST	0/0	0	0	0	0	0	0	0	0	0	0	0/0	0-0	.000	.000	.000
TOTALS	4/0	1	0	0	0	0	0	0	0	1	1	0/0	0-0	.000	.000	.000
BIG EAST	0/0	0	0	0	0	0	0	0	0	0	0	0/0	0-0	.000	.000	.000







**Cameron  
McConnell**

**#28**

**Sophomore • C**  
**Bannockburn, Ill.**  
**Deerfield H.S.**  
**6-1 • 205**  
**Bats: R • Throws: R**

**SOPHOMORE SEASON (2009):** Strong-armed catcher who could be key to Notre Dame's control of the running game ... his strong all-around defensive skills include good footwork around the plate ... a developing offensive force who can provide some power to the lineup ... great athlete who should be able to build on his 6-1, 205-pound frame ... started two games for the Gold squad at catcher during the 2008 Blue-Gold World Series ... batted .200 (1-for-5) with a run scored ... spent the 2008 summer with the Delaware Cows of the Great Lakes Summer Collegiate League ... started all 13 games in which he appeared ... batted .267 with three doubles and four RBI ... threw out seven base stealers in 21 stolen base attempts ... committed only two errors in 82 fielding chances, recording a .976 fielding percentage ... was not charged with a passed ball the entire summer.

**FRESHMAN SEASON (2008):** His lone hit in the 2007 Blue-Gold World Series was a leadoff home run down the left-field line, helping the Blue win game-1, 8-1 ... finished the fall series 1-for-10, with two RBI and a sacrifice fly ... saw action in 15 games, including 10 starts ... each of the 10 starts came at catcher ... hit in the eighth spot in all 10 starts ... Notre Dame was 8-2 when he started at catcher ... batted .200 with two doubles and three RBI ... added six runs scored and a walk ... recorded one multi-hit game, including a two-hit affair ... recorded a personal-best two-game hitting streak ... committed only

one error in 71 fielding chances to post a .986 fielding percentage ... threw out just one base stealer in 11 stolen base attempts ... was charged with two passed balls ... went hitless in nine at-bats in BIG EAST action ... did not see any action in either of the first two games of the Irish season, but pinch hit against Albany (Feb. 24) ... registered his first career start against St. Bonaventure on March 2 ... went 1-for-3 with a RBI single ... made next start against South Alabama on March 8 ... went 1-for-3 with an RBI and added a run scored ... started for the second consecutive day against top-ranked Arizona on March 9 (went 0-for-2) ... registered his first and only multi-hit game of his career against Wisconsin-Milwaukee on March 26 ... went 2-for-3 with a pair of singles, RBI and run scored ... went 1-for-2 with two runs scored and a double in his start against Chicago State on Apr. 22 ... went 1-for-3 with two runs scored against Mississippi Valley State on Apr. 30.

**PREP & PERSONAL:** Named defensive MVP as a senior on the 2007 Deerfield High School baseball team, when he also tied the school record for home runs in a season (seven) ... three-year baseball letterwinner ... earned all-conference honors as a junior on conference championship team, after batting .326 with 34 RBI (four HR, two 3B, seven SB) ... hit .435 as a sophomore (seven RBI, 10 R, four 2B, three SB) ... played 2007 summer baseball with Top Tier team that advanced to Connie Mack World Series in Farmington, N.M. ... hit .500 with six RBI, a home run, a walk and a pair of sacrifice bunts in four games at the CMWS (Top Tier finished fifth) ... member of two state-title teams with Top Tier ('06 and '07) ... participated in '05 and '06 tryouts for the Area Code Games ... selected as one of the players to represent the Central Suburban League Conference at the Stevenson Showcase ... also selected to play in 2006 Jack Kaiser All-Star game but was unable to participate due to WWBA 18U World Series that was being held in East Cobb ... similarly was unable to play with Team Illinois at Harvey Foster's exposure event due to the East Cobb tournament ... selected to play in the "Super 60" Showcase ... was rated by *Baseball America* as #34 overall prospect in 2007 for the state of



Illinois (16th among prep players) ... also was tabbed the best defensive catcher in Illinois by the *Prep Baseball Report*, which rated him the second-best overall catcher and #15 top overall prospect in the state ... joined sophomore infielder Mick Doyle (LaFrange Park/Benet Academy) as two of five Illinois natives on 2009 Irish roster ... the Notre Dame baseball program has featured 146 previous monogram winners from Illinois, including 1964 All-America shortstop Rich Gonski (Chicago) and recent standouts such as 1B/C Mike Amrhein, CF Randall Brooks, LHP Tim Kalita, RHP Ryan Kalita, catcher Bob Lisanti, RHP Peter Ogilvie, SS Alec Porzel and RHP Darin Schmalz ... previous Notre Dame players to wear #28 include late-'80s catcher Ed Lund ... could face several former teammates in '09 season: Villanova's Dain Hall (Top Tier), Valparaiso's Steve Godowa (Top Tier), Ohio State's Cory Kovanda (Delaware Cows) and Ryan Meade (Delaware Cows) and Cincinnati's Jake Geglein (Delaware Cows), Jamel Scott (Delaware Cows) and Justin Riddell (Delaware Cows) ... played on freshman basketball team at DHS, where he also was a WERCs writing and English tutor, and member of both the student congress debate team and the chess club ... received good citizen award from Optimist Club ... son of Debra Drue Wax ... son of Cameron Charles McConnell ... born Feb. 18, 1989, in Bannockburn, Ill. ... recorded a 3.231 grade point average in the '08 spring term ... major is undecided.

**MCCONNELL'S CAREER STATS**

YEAR	GP/GS	AB	R	H	2B	3B	HR	RBI	BB	HP	SO	SF/SH	SB-SBA	OB	SLG	AVG
2008	15/10	35	6	7	2	0	0	3	1	0	6	0/0	0-0	.222	.257	.200
BIG EAST	3/1	9	0	0	0	0	0	0	0	0	2	0/0	0-0	.000	.000	.000
<b>TOTALS</b>	<b>15/10</b>	<b>35</b>	<b>6</b>	<b>7</b>	<b>2</b>	<b>0</b>	<b>0</b>	<b>3</b>	<b>1</b>	<b>0</b>	<b>6</b>	<b>0/0</b>	<b>0-0</b>	<b>.222</b>	<b>.257</b>	<b>.200</b>
<b>BIG EAST</b>	<b>3/1</b>	<b>9</b>	<b>0</b>	<b>0</b>	<b>0</b>	<b>0</b>	<b>0</b>	<b>0</b>	<b>0</b>	<b>0</b>	<b>2</b>	<b>0/0</b>	<b>0-0</b>	<b>.000</b>	<b>.000</b>	<b>.000</b>

# Student-Athletes



**Todd  
Miller**

**#19**

**Sophomore • RHP**

**Franklin, Tenn.**

**Montgomery Bell Academy**

**6-3 • 195**

**Bats: R • Throws: R**

**SOPHOMORE SEASON (2009):** Highly competitive pitcher who can pound the zone with strikes ... features a moving fastball and tricky slider ... type of pitcher who can sneak up on opponents and shut them down ... started game-2 for the victorious Blue in the 2008 Blue-Gold World Series ... was knocked around for two earned runs on six hits in just 1.2 innings of work ... removed from start following slight twinge in groin.

**FRESHMAN SEASON (2008):** Struck out two Gold batters in an inning of work during the 2007 Blue-Gold World Series ... made nine appearances on the mound in the spring, all out of the Irish bullpen ... went 0-1 with a 2.45 earned run average in 18.1 innings of work ... his nine appearances were tied for third-most among freshmen on the staff ... allowed just 11 hits in 18.1 innings as his opponents batted only .177 against him ... struck out 13 and walked four ... surrendered an incredibly low one extra-base hit the entire season (home run) against 70 batters faced ... proved even tougher against right-handed hitters as they managed just a .111 batting average (4-for-36) ... opponents registered just a .226 slugging percentage against him ... averaged 6.38 strikeouts per nine innings ... posted an impressive 3.33 strikeout-to-walk ratio ... stepped up when batters did reach base



as opponents hit just .238 (5-for-21) with runners on base ... although he also posted impressive numbers against hitters with the bases empty (.146; 6-for-41) ... literally unhittable with two outs, as foes batted .000 (0-for-17) ... made season debut on Mar. 2 against Boston College and recovered from auspicious beginning ... surrendered a home run on first-ever pitch in an Irish uniform ... rebounded to strikeout two of the next three batters to end the inning ... tossed a scoreless and hitless inning of relief against Texas A&M Corpus Christi on Mar. 7 ... pitched 2.0 scoreless innings of relief at Georgetown on Mar. 20 (surrendered three hits, but struck out one) ... worked another 3.1 scoreless innings against Valparaiso on Apr. 13 ... did walk a pair, along with one strikeout, but allowed just one hit ... extended his scoreless streak to 8.2 innings before allowing three earned runs on three hits in 1.0 inning against West Virginia on Apr. 19 ... tossed a scoreless and hitless inning of relief against St. John's on Apr. 25 (two strikeouts) ... worked 3.2 innings of scoreless and hitless relief against Western Michigan on May 12 (also struck out three) ... took the defeat, despite a tremendous outing out of the Notre Dame bullpen, against USF in the 16-inning marathon on May 16 ... tossed 4.1 innings of relief and limited the Bulls to just three hits (one infield and another bloop) ... also fanned four and walked one (intentional).

**PREP & PERSONAL:**  
Averaged three strikeouts per walk (198/66) during career at Montgomery Bell Academy, with his other career stats including a 2.89 ERA, 20 wins and 11 more innings (194) than hits allowed (183), plus 9-inning averages of 9.2 Ks, 3.1 walks and 8.5 hits allowed ... a Mid-Tennessee all-region selection as a senior in '07 (2.07, 54 Ks, 12 BB, 4.5 K-to-walk ratio, 44 IP, 39 H, 9-inning averages of 11.1 Ks, 2.5 BB and 8.0 hits allowed) ... four-year member of starting rotation at MBA ... team's top starter in final three seasons ... winning pitcher in '04 state semifinal, with team going on to win state title before finishing as regional runner-up in '05 and '06 ... pitched at 2006 Team One Showcase and the Blue-Gray Classic (held at Wake Forest) ... also participated in Vanderbilt's 2005 Prospect

Camp and the '06 Ole Miss Camp ... attended 2006 Notre Dame baseball camp ... Ingram Scholarship recipient for the '06-'07 academic year... compiled 3.42 cumulative GPA ... joined sophomore centerfielder Golden Tate (Hendersonville/Pope John Paul II HS) in giving the Irish a pair of Tennessee natives on 2009 roster ... five previous Tennessee natives have earned monograms with the Notre Dame baseball team, most recently RHP Drew Duff (Sevierville HS; 1999-2002) - with others including late 19th-century catcher Michael Campbell (Tilahoma; 1895- 96) and mid-1980s second baseman Jack Moran (Memphis/Christian Brothers HS; 1982-85), plus a pair of right-handed pitchers from the first half of the 1900s who combined for a 38-13 career record (both were Memphis natives): Hugh Mageveney (1922-24; 20-5 record) and Walt Mahannah (1946-49; 18-8 record) ... inherits #19 jersey worn previously by RHP John Seabaugh ... other Irish players who have worn #19 include current big-league infielder Craig Counsell, Academic All-America catcher Jim Dee, first baseman Dick Rosenthal (who later became ND's athletics director) and Academic All- America outfielder Brian Stavisky ... born Aug. 23, 1988 in Nashville, Tenn. ... son of Brad and Gina Miller ... full name is Bradford Todd Miller Jr. ... posted a 3.0 GPA during the 2007 fall semester and 3.400 in the spring term ... intends to major in marketing.

## MILLER'S CAREER STATS

YEAR	GP/GS	AB	HR	H	2B	3B	HR	RBI	BB	HP	SO	SF/SH	SB-SBA	OB	SLG	AVG
2008	1/0	1	0	0	0	0	0	0	0	0	1	0/0	0-0	.000	.000	.000
BIG EAST	1/0	1	0	0	0	0	0	0	0	0	1	0/0	0-0	.000	.000	.000
TOTALS	1/0	1	0	0	0	0	0	0	0	0	1	0/0	0-0	.000	.000	.000
BIG EAST	1/0	1	0	0	0	0	0	0	0	0	1	0/0	0-0	.000	.000	.000
YEAR	GP/GS/CG	IP	H	R	ER	BB	K	WP	HB	BK	AVG	HR	W-L	SV	ERA	
2008	9/0/0	18.1	11	5	5	4	13	0	2	0	.177	1	0-1	0	2.45	
BIG EAST	5/0/0	9.1	9	4	4	2	7	0	2	0	.265	0	0-1	0	3.86	
TOTALS	9/0/0	18.1	11	5	5	4	13	0	2	0	.177	1	0-1	0	2.45	
BIG EAST	5/0/0	9.1	9	4	4	2	7	0	2	0	.265	0	0-1	0	3.86	







**Matt  
Scioscia**

**#55**

**Sophomore • C/1B**  
**Westlake Village, Calif.**  
**Encino Crespi Carmelite H.S.**  
**6-1 • 225**  
**Bats: R • Throws: R**

**SOPHOMORE SEASON (2009):** Will play for the Irish at first base, designated hitter or catcher ... has a big, strong frame (6-1, 225), with good hands and ability to provide clutch hits ... a quality receiver behind the plate ... his transition to college baseball has been enhanced by his exposure from being around big-league players in pressure situations ... started all three games for the victorious Blue squad at catcher during the 2008 Blue-Gold World Series ... batted .250 (2-for-8) with three walks, two runs scored and two RBI ... spent the 2008 summer with the Conejo Oaks of the California Collegiate Baseball League, along with current Irish teammates junior OF Brayden Ashdown and junior INF Ryne Intlekofer ... played in 44 games and started 43 (second-most on squad) ... batted .281 with 13 doubles, one triple and 31 RBI ... led team in hits (tied with 45), doubles, RBI and walks (tied with 17) ... led the league in doubles and tied for second in RBI.

**FRESHMAN SEASON (2008):** Played for victorious Gold team in the 2007 Blue-Gold World Series (0-for-5, R, BB, K) ... saw action in 16 games, including five starts (all of which took place over Notre Dame's last six games of the season) ... each of the five starts came at designated hitter ... hit in the cleanup spot twice, seventh twice and eighth once ... batted .308 with a home run and four RBI ... added four runs scored, two doubles and three walks ... recorded two multi-hit games, including a two-hit affair and three-hit outing ... registered one multi-RBI game ... ended the season with a personal-best two-game hitting streak ... hit



.222 (2-for-9) with an RBI in BIG EAST action ... did not see any action in the season opener against Liberty, but pinch hit against both Iowa (Feb. 23) and Albany (Feb. 24) ... drew an intentional walk in his first career at-bat against Iowa ... went hitless in his first five career at-bats (seven plate appearances) before belting a three-run home run for his first career hit against Mississippi Valley State on April 30 ... made his first career start in an Irish uniform on May 13 against #17 Michigan ... went 3-for-4 with a couple runs scored ... he became the first Irish freshman to make his first career start in the cleanup spot since Brett Weiss on February 24, 2002 against Southern Illinois ... started each of the last four games of the season ... batted .267 (4-for-15) with a pair of doubles, RBI and run scored over the stretch ... batted .368 (7-for-19) in his five starts, as opposed to .143 (1-for-7) when coming off the bench ... did not commit an error in eight fielding chances at first base.

**PREP & PERSONAL:** Power-hitting addition who has family ties to the big leagues, as his father Mike Scioscia enjoyed a 15-year career as a catcher in the majors and is current manager of the Los Angeles Angels of Anaheim ... selected by the Angels in the 41st round of the '07 MLB draft - but

would have been drafted much higher if not for his strong commitment to Notre Dame ... two-sport standout (football/baseball) at Crespi Carmelite HS ... named to '07 Playstation All-America team and went on to collect pair of RBI in All-America game (Albuquerque, N.M.) ... wore his father's number (14) at All-America Game (Mike Scioscia played for the Albuquerque Dukes from '79-'80 and managed the team in '99) ... ranked third among league leaders in RBI (31) while helping lead Crespi to CIF state semifinals ... hit .323 with team-best 10 doubles and pair of home runs as a senior ... had three hits in Celts' semifinal loss to Loyola (3-2, in 8 innings), with Crespi finish 24-6-1 (league champs) ... Crespi beat West Covina in first round (3-2), Corona del Mar in second round (19-4) and California in quarterfinals (8-5) ... hit mammoth home run vs. Loyola earlier in '07 ... saw each of his fellow seniors be drafted and signed by major D-I programs ... hit .280 in summer of '07 with California Oaks wood-bat team ... played in '07 high school season alongside Nikolai Bonds, son of Barry Bonds ... ranked among league's top-10 in RBI and runs as a junior in '06, helping lead team to CIF state playoffs ... hit leader for Crespi team that won Southern California VIBL summer-league title ... selected to play on '06 L.A. Angels Elite baseball team and St. Louis Cardinal Elite ... named second team all-league as defensive end on '05 Crespi football team ... helped football team win '04 and '05 CIF divisional titles ... named to all-academic teams in football ('05) and baseball ('05, '06) ... member of National Honor Society and California Scholarship Federation ... received foreign language award for Latin and outstanding scholar award ... his great uncle, Lou Scioscia, played football at Duke ('46-'49) ... hails from same hometown (Westlake Village, Calif.) as former Notre Dame women's soccer midfielder Ashley Jones and quarterback Jimmy Clausen ... full name is Matthew Michael Scioscia ... son of Mike and Anne Scioscia ... has been credited with having a sense of leadership that is similar to his father's ... the elder Scioscia was touted as one of the best defensive catchers ever to play the game and, arguably, the best ever at blocking home plate ... Mike Scioscia played with the Dodgers from 1980-92 (he later was named American League Manager of the Year while guiding the 2002 Angels to the World Series title) ... joined Notre Dame baseball program that included 32 previous monogram winners from California, including 1964 All-America catcher Walt Osgood (Compton) ... first Irish player in recent memory to wear number 55 ... born Sept. 20, 1988, in Claremont, Calif. ... major is undecided.

#### SCIOSCIA'S CAREER STATS

YEAR	GP/GS	AB	R	H	2B	3B	HR	RBI	BB	HP	SO	SF/SH	SB-SBA	OB	SLG	AVG
2008	16/5	26	4	8	2	0	1	4	3	0	7	0/0	0-0	.379	.500	.308
BIG EAST	4/2	9	0	2	1	0	0	1	0	0	1	0/0	0-0	.222	.333	.222
TOTALS	6/5	26	4	8	2	0	1	4	3	0	7	0/0	0-0	.379	.500	.308
BIG EAST	4/2	9	0	2	1	0	0	1	0	0	1	0/0	0-0	.222	.333	.222

# Student-Athletes



**Ryan Sharpley**

**#34**

**Sophomore • RHP**

**Marshall, Mich.**

**Marshall H.S.**

**6-4 • 210**

**Bats: R • Throws: R**

**SOPHOMORE SEASON (2009):** Highly-projectable pitching prospect who played alongside his brother Evan (a senior 1B and quarterback on the ND football team) last season ... can reach low-to-mid-90s with his fastball while also featuring a hard, tight slider and changeup ... has a classic pitchers' body (6-4, 210) ... strong all-around athlete and proven two-way player who could DH for the Irish ... will miss the entire 2009 season after undergoing shoulder surgery this past fall ... did not participate in the Blue-Gold World Series or fall practice following surgery ... spent the summer of 2008 on the Cape with the Hyannis Mets ... went 1-1 with a 6.84 ERA in 10 games (including one start) ... struck out 37 in 26.1 innings of work.

**FRESHMAN SEASON (2008):** Made some key mechanical adjustments in 2007 fall workouts ... won decisive game-3 (7-5) for Gold in Blue-Gold World Series (4 IP, 4 R, 4 H, 2 BB, 2 HB, 3 Ks) ... made nine appearances on the mound in the spring, including six starts ... his six starts were fifth-most on the staff and second-most by a freshman ... went 4-2 with a 3.03 earned run average in 32.2 innings of work ... allowed just 20 hits in 32.2 innings as his opponents batted only .183 against him ... struck out 31 and walked 18 ... surrendered an incredibly low two extra-base hits the entire season (one double and one home run) against 132 batters faced ... proved even tougher against right-handed hitters as they managed just a .152 batting average (12-for-79) ... opponents registered just a .220 slugging percentage against him ... led the squad in ERA (minimum of 30 innings pitched) ... averaged 8.54 strikeouts per nine innings ... ranked fourth on the team in wins, tied for fourth in strikeouts, fifth in starts and fourth in strikeouts looking (13) ... Notre Dame posted a 5-1 record when Sharpley started ... as a starter, went 4-



1 with a 2.62 ERA in 24.0 innings of work (six starts) ... struck out 22 and walked 13 ... surrendered just 11 hits in 24.0 innings as a starter (good for a .143 opponents batting average) ... allowed just one extra-base hit (a home run) as a starting pitcher ... stepped up when batters did reach base as opponents hit just .179 (10-for-56) with runners on base ... although he also posted impressive numbers against hitters with the bases empty (.189; 10-for-53) ... almost unhittable with two outs, as foes batted just .139 (5-for-36) ... made season debut on Feb. 24 against Albany and was lights out ... struck out three and allowed just one hit in 2.0 innings of work ... registered first career start on March 6 against Lehigh ... tossed 3.0 innings and allowed three earned runs on three hits (fanned three and walked a pair in defeat) ... dominant in second career start against Wisconsin-Milwaukee on March 26 ... yielded only one hit in 5.0 innings of work with three strikeouts en route to first career victory ... picked up second career victory in just 2.0 innings as a starter against Manchester College on April 9 (a predetermined staff day) ... did allow an earned run on one hit ... best start of the season came against IPFW on April 23 ... tossed a career-high 6.0 innings, struck out a career-best six and did not allow a run on three hits to improve to 3-1 on the year ... followed with another quality start against Mississippi Valley State on April 30 ... tossed 4.0 scoreless and hitless innings with five strikeouts (only one walk) en route to third consecutive victory ... extended scoreless streak to career-high 11.0 innings before allowing a run against Western Michigan on May 12 ... was charged with his second loss of the season on May 17 against USF ... worked 3.1 innings out of the bullpen and was tagged for three earned runs on five hits.

**PREP & PERSONAL:** Completed impressive career at Marshall HS with 0.90 ERA in '07 (7-4, two saves, 101 Ks, 35 BB, 38 H, 70 IP; also hit .380 with five HR) ... selected by Chicago White Sox in 34th round of '07 MLB draft - but would have been drafted much higher if not for his strong commitment to Notre Dame (*Perfect Game* rated him the #141 prospect among all prep players for the '07 draft) ... his '07 honors included all-conference, first team BIG 16, all-district, all-area, academic all-district and team

MVP (also team captain) ... also *Under-Armour* pre-season All-American (UA does not name a team after the season) ... beat Homer HS (5 IP, 0 H, 9 Ks) to end its 89-game win streak ... helped Marshall go 20-12 in '07 (SMAC East champs; state semifinalist) ... posted wins in district and regional playoffs and saving quarterfinal win (lost 3-0 to Michigan HS in semis) ... compiled 6-1 postseason record in '06 and '07 ... struck out 12 in district semifinal vs. Parma (6-3) ... four-year member of MHS baseball team ... captained '06 state semifinalists (all-district, all-conference, all-area) ... posted four wins in '06 state

tournament, with near-no-hitter in districts ... named all-district catcher in '05 (.368, 33 R) ... helped Cincinnati Midland Redskins reach NABF regionals (summer '07) ... key member of Mid-Michigan Tigers team that reached '06 AABC Mickey Mantle World Series (where he threw a one-hitter) ... his stats with '06 Tigers included 1.84 ERA, 6-1 record and 53 Ks in 38 IP (hit .500 with nine HR) ... named MVP at Mickey Mantle Regional in back-to-back years, with '05 runner-up (Coldwater, Mich.) and '06 champs (MM Tigers) ... invited to '06 East Coast Showcase (Wilmington, N.C.), Area Code Games (Long Beach, Calif.) and World Wood Bat Association World Championships (Jupiter, Fla.) ... set WWBA tournament career records for home runs (seven) and RBI (28), also winning four games ... his combined stats in the summer of '05: 1.95 ERA, 8-1, 51 Ks, 44 IP (also hit .395, with Concealed Security Dodgers and Coldwater Mantle) ... inherits #34 jersey worn by recent All-America RHP Jeff Manship and multi-sport standout Kevin Hardy ... could face several former teammates in '09: Valparaiso's Brett Bivens (Marshall-Battle Kids; Mid-Michigan Tigers), CMU's Devan Kline (MMT) and Dale Cornstubble (MB Kids), Michigan's Ryan Lamarre (Area Code Team), Oakland's Greg Welke (MBK, MMT) and Louisville's Josh Richmond (Midland Redskins) and Chris Dominguez (Hyannis Mets) ... became 42nd Michigan native to monogram with ND baseball ... won national Fleer Diamond Skills competition (hitting, running, fielding, throwing), as eight-year-old (at '98 All-Star game, in Denver at Coors Field) ... lettered on MHS football team as sophomore and junior (WR/QB/safety) ... led '05 team in all-purpose yardage (925) ... member of National Honor Society (3.7 cum. GPA) ... accomplished piano player ... father Tom Sharpley played baseball at Spring Arbor; grandfather Howard Sharpley baseball, basketball and football at Hillsdale; uncle Buzz Sharpley baseball and football at Northwood; and great-uncle Jim Ninowski football at Michigan State and in NFL ... born Sept. 15, 1989, in Marshall, Mich. ... son of Tom and Nancy Sharpley ... full name is Ryan Joseph Sharpley ... enrolled in College of Arts & Letters as a double major in sociology and computer applications.

## RYAN SHARPLEY'S CAREER STATS

YEAR	GP/GS/CG	IP	H	R	ER	BB	K	WP	HB	BK	AVG	HR	W-L	SV	ERA
2008	9/6/0	32.2	20	11	11	18	31	4	5	0	.183	1	4-2	0	3.03
BIG EAST	1/0/0	3.1	5	3	3	2	3	1	2	0	.417	0	0-1	0	8.10
TOTALS	9/6/0	32.2	20	11	11	18	31	4	5	0	.183	1	4-2	0	3.03
BIG EAST	1/0/0	3.1	5	3	3	2	3	1	2	0	.417	0	0-1	0	8.10







**Greg Sherry**

**#15**

**Sophomore • INF**  
**Mendham, N.J.**  
**Delbarton H.S.**  
**5-9 • 180**  
**Bats: R • Throws: R**



**SOPHOMORE SEASON (2009):** Scrappy third baseman who also could see time at either shortstop or second base with the Irish ... a sure-handed defensive player with active feet, good range, slick play on both sides of the bag, quick transfer and a strong arm ... a high-motor player who can make positive impact for his team on several levels ... a tough out who consistently puts the ball in play, with good bat speed and ability to spray the ball from gap-to-gap ... started all three games at third base for the Blue squad in the 2008 Blue-Gold World series ... batted .250 (2-for-8) with a triple, RBI and three runs scored ... did not commit an error in nine fielding chances and registered seven assists in the series.

**FRESHMAN SEASON (2008):** Started two games in the 2007 Blue-Gold World Series ... batted .200 (1-for-5) with a walk ... saw action in 47 games, including 42 starts during the spring season ... 41 starts came at third base (other start came at second base) ... hit ninth in the order in 41 of his 42 starts (hit in eighth spot in other start) ... batted .315 with two home runs and 14 RBI ... added 27 runs scored, nine doubles, 17 walks, eight sacrifice bunts and one stolen base ... committed eight errors and registered a .931 fielding percentage ... ranked fourth on the squad in batting, fifth in slugging percentage, fourth in on-base percentage, third in sacrifice bunts and third in defensive assists ... recorded 12 multi-hit games, including seven with two hits, four with three and one with four ... registered a pair of multi-RBI games ... recorded a personal best six-game hitting streak from Apr. 8 through April 15 ... hit .299 with a home run and 10 RBI in BIG EAST action ... did not see any

action in the first two games of the season, but came off the bench with a pinch-hit single in his first career at-bat against Albany on Feb. 24 (came around to score) ... picked up his first career start on March 6 against Lehigh and went 2-for-4 with a double ... added another multi-hit game the following day against Texas A&M Corpus Christi with a pair of singles and drew a walk ... belted his first career home run, a solo shot, in the victory over South Alabama on March 8 (went 1-for-4 with two runs scored) ... registered a then-career-high three hits and three runs scored in the rout of Buffalo on March 14 (went 3-for-3 with a walk) ... exploded, as did most of the Irish lineup, in the 25-1 rout of Georgetown on March 20 ... went 4-for-6 with a double, two RBI and five runs scored ... the five runs scored were tied for the most by any Notre Dame player in 2008 ... after going hitless in his next four games following the four-hit affair, proceeded to record hits in 11 of his next 14 games (March 20 through April 19) which included the career-best six-game hitting streak ... hit .354 over the stretch (17-for-48) with four doubles, six RBI and seven runs scored ... went 3-for-3 with a run scored against St. John's on April 26 ... struggled over the following seven games ... batted .086 (2-for-23) with a run scored, home run and two RBI ... batting average slipped below .300 just twice the entire season (May 9 and 10) ... finished the season on a positive note ...

picked up hits in five of his last seven games, including a pair of multi-hit affairs ... hit .470 (8-for-17) over the stretch with two RBI, three doubles and seven runs scored ... went 2-for-4 with a double, RBI and run scored against Western Michigan on May 12 ... went 3-for-4 with a double and three runs scored at USF on May 17 ... hit .250 (1-for-4) with a RBI, two runs scored and three walks over two starts at the 2008 BIG EAST Tournament ... went 1-for-3 with a run scored and RBI against West Virginia on May 21.

**PREP & PERSONAL:** Hit .425 as a senior at Delbarton High School (10 doubles, 21 stolen bases) while earning second team all-state, all-county, first team all-conference and team MVP honors for team that went 21-4 and won conference title (county finalist) ... served as '07 team captain ... played in 2007 state all-star game ... did not play '07 summer baseball, due to shoulder injury ... named an alternate to 2006 USA Baseball Junior National Team ... ranked #35 at '06 Perfect Game National Top-200 event ... one of 32 selected for Cape Cod High School Classic ... named to USA Baseball Tournament of Stars ... invited to AFLAC Camp ... rated #5 position player (#17 overall) at PG Northeast Top Prospects ... played for Team New Jersey at Perfect Game Top Prospects Tournament ... earned all-conference, all-area and all-county as a sophomore (catcher) and junior (shortstop) at DHS ... helped team win '05 and '06 conference titles and reach state semifinals in his junior season ('05) ... homered in his first varsity at-bat ('05) ... played summer ball with South Florida Bandits ... was rated

by Perfect Game as #200 overall prospect for 2007 MLB draft but was not selected, due to his strong commitment to play for Notre Dame ... joined freshman RHP Evan Danieli (East Hanover/Seton Hall Prep) in Notre Dame program that has featured 46 previous letterwinners from New Jersey, including All-America RHP Nick Palihnich (West Orange) in the late '50s ... former Delbarton High School teammate of '08 graduate Chris Soriano ... inherited #15 jersey worn in 2007 by catcher Matt Weglarz (others of note to wear #15 include outfielders Mike Trudeau and Scot Sollmann and catcher Javi Sanchez) ... could face several other teammates in '09 season, including: D.J. Anderson of Rutgers (DHS), UConn's Joe Pavone (South Florida Bandits) and Dusty Odenbach (Vermont Mountaineers of NECBL), Michigan State's Jonathan Roof (Vermont Mountaineers) and Michigan's Alan Oaks (Vermont Mountaineers) and Eric Katzman (Vermont Mountaineers) ... member of National Honor Society and a highest honors student, also earning Leadership Award and serving as middle-school mentor ... his sister Katelyn was an All-America sabre fencer at the University of Pennsylvania ... born Oct. 6, 1988, in Morristown, N.J. ... son of Greg and Mary Sherry ... full name is Gregory John Sherry ... major is undecided, but intends to major in business ... posted 3.07 GPA during 2007 fall semester and 3.667 during the spring term.

**SHERRY'S CAREER STATS**

YEAR	GP/GS	AB	R	H	2B	3B	HR	RBI	BB	HP	SO	SF/SH	SB-SBA	OB	SLG	AVG
2008	47/42	143	27	45	9	0	2	14	17	4	23	1/8	1-3	.400	.420	.315
BIG EAST	26/24	87	16	26	4	0	1	10	10	4	13	1/5	1-2	.392	.379	.299
TOTALS	47/42	143	27	45	9	0	2	14	17	4	23	1/8	1-3	.400	.420	.315
BIG EAST	26/24	87	16	26	4	0	1	10	10	4	13	1/5	1-2	.392	.379	.299

# Student-Athletes



**Joe  
Spizzirri**

**#43**

**Sophomore • LHP**  
**San Juan Capistrano, Calif.**  
**JSerra H.S.**  
**6-2 • 180**  
**Bats: L • Throws: L**

**SOPHOMORE SEASON (2009):** Walk-on addition who will continue to add depth to 2009 pitching staff ... a situational reliever with a good breaking ball ... looking to add velocity on his fastball ... started game three for the Gold in the 2008 Blue-Gold World Series ... worked 4.2 innings and allowed four runs, only two of which were earned, on seven hits ... fanned five (most of any Gold pitcher in series) and walked two ... after allowing two runs in first inning, tossed 4.0 scoreless before surrendering the two unearned runs in the fifth inning.

**FRESHMAN SEASON (2008):** Did not see any game action during the spring ... tossed 1.0 hitless inning of relief for the Gold in its 2007 Blue-Gold Series clinching victory ... spent the 2008 summer with the Academy Barrons of the California Collegiate Baseball League ... selected to the 2008 Rawlings California Cup All-Tournament Team and invited to the NBC World Series in Wichita, Kansas ... made 11 appearances for the Barrons, including six starts ... posted a 3.38 earned run average in 34.2 innings of work ... struck out 33 and walked 14 as opponents batted .273 against him.

**PREP & PERSONAL:** Four-year baseball letterwinner at JSerra High School, serving as both a pitcher and first baseman (he also played

football at JSHS) ... named the JSerra scholar-athlete of the year in 2004, 2006 and 2007 ... three-year baseball team captain who threw first no-hitter and hit first home run in the young history of the program ... named JSHS athlete of the year in 2006 ... had 0.00 ERA in 2007 before seeing season cut short by injury ... received 2005 coaches award and played in 2006 North-South All-Star game ... finished second at 2006 Duke Snider Home Run Derby, in Fallbrook, Calif. ... played in Connie Mack tournament with Motor Patrol team (in Long Beach, Calif.) ... joins Irish baseball program that includes 32 previous monogram winners from California, among them 1964 All-America catcher Walt Osgood (Compton) ... also a three-year letterwinner in football as quarterback at JSerra, serving as a team captain in his sophomore and junior seasons ... named football team's offensive MVP in 2006, when he led the league and country with 29 touchdown passes ... class valedictorian and member of National Honor Society and California Scholarship Federation ... served as team mentor with Impact Leadership, service organization ... born March 17, 1988, in Mission Viejo, Calif. ... son of Marc and Candace Spizzirri ... full name is Joseph Marc Spizzirri ... major remains undecided.

## Notre Dame Players' Home States (1995-2009; 37 total states, 18 on the 2009 roster)

**ILLINOIS (37)** – Mike Amrhein, Rico Bertucci, Billy Boockford, Randall Brooks, James Cesak, Mick Doyle, J.P. Drevline, Todd Frye, Ed Golom, Brett Graffy, Will Harford, Mike Holba, Grant Johnson, A.J. Jones, Ryan Kalita, Tim Kalita, Mark Lapinskas, Soran Leahy, Dan Leatherman, Bob Lisanti, Mike Many, Cameron McConnell, Chris McKeown, Jay Molina, Alex Nettey, Peter Ogilvie, Tom O'Hagan, Jeff Perconte, Alec Porzel, Steve Sabatino, Rich Sauget, Darin Schmalz, Zach Sisko, Marcus Smith, Steve Szczepanski, Wally Wideliski, Larry Zimont

**FLORIDA (16)** – Ross Brezovsky, John Corbin, Jesse Delcamp, Justin Gleichowski, Brennan Grogan, Brian Kaplan, Wade Korpi, Eddy Mendiola, Ken Meyer, Chris Niesel, Jason Rodda, Javi Sanchez, Danny Tamayo, Paul Turco, Matt Whittington, Joey Williamson

**INDIANA (15)** – Ty Adams, Anthony Berticelli, Matt Buchmeier, Mike Dury, Sean Gaston, Justin Gingerich, Aaron Heilman, Casey Martin, Nick Mainieri, Matt Nussbaum, Paul Pryblo, Ryan Richter, Jeff Samardzija, John Seabaugh, Andrew Wiland

**OHIO (14)** – Matt Bok, Andrew Bushey, Nick Colagiovanni, Ben Cooke, Tim Kraus, Cole Johnson, Brett Lilley, Greg Lopez, Mike Morgalis, Paul O'Toole, Justin Scholl, Scott Sollmann, Steve Sollmann, Steve Stanley

**CALIFORNIA (12)** – Steve Andres, Mike Balicki, Danny Dressman, Jamie Hay, Ryne Intlekofer, Dustin Ispas, Mike Knecht, Kevin Lohman, Cody Rizzo, Matt Scioscia, Joe Spizzirri, Matt Strickroth

**TEXAS (11)** – Jeremy Barnes, John Broussard, Pat Davis, Sam Elam, Tyler Jones, Matt Laird, Tony Langford, Jeff Manship, Steven Mazur, Alex Robinson, Michael Wright

**NEW JERSEY (9)** – Evan Danieli, Ryan Doherty, Larry Mohs, Gus Ornstein, Rowan Richards, Greg Sherry, Joe Spano, Chris Soriano, Martin Vergara

**MICHIGAN (8)** – Dan Kapala, David Mills, Pat O'Keefe, Herman Petzold, Ryan Topham, Evan Sharpley, Ryan Sharpley, Andrew Stohl

**PENNSYLVANIA (8)** – Aaron Edwards, Ron Fiesta, Pat Gorman, Matt Katich, Bret Poppleton, Brian Stavisky, Dan Stavisky, Bill Warrender

**NEW YORK (6)** – Ryan Connolly, Craig Cooper, Brian Dupra, Geoff Milsom, Tim Murray, Chris Vasami

**WASHINGTON (6)** – Kris Billmaier, Garret Carlson, Allen Greene, David Gruener, Eddie Smith, Brant Ust

**MINNESOTA (5)** – Keith Arnold, Dylan Blake, J.P. Gagne, George Restovich, Sam Richey

**TENNESSEE (5)** – Matt Arminio, Drew Duff, Todd Miller, Elliott Pope, Golden Tate

**MARYLAND (5)** – Scott Bickford, Leighton Cooper, Jeff Felker, Ryan Smith, Brent Weiss

**COLORADO (4)** – Matt Bransfield, J.J. Brock, Brad Lidge, Andrew Scheid

**ARIZONA (3)** – Brayden Ashdown, John Heintz, Mike Naumann

**KENTUCKY (3)** – Craig Allen, Craig DeSensi, Jeff Wagner

**CONNECTICUT (3)** – Chris Fournier, Matt Grosso, A.J. Pollock

**MISSOURI (3)** – David Phelps, Joe Thaman, Matt Weglarz

**MASSACHUSETTS (3)** – Tommy Chase, Gregg Henebry, Tom Thornton

**VIRGINIA (3)** – Matt Edwards, Will Hudgins, Jess Stewart

**GEORGIA (2)** – Eric Maust, Alex Shilliday

**NEW MEXICO (2)** – Christian Parker, Kyle Weiland

**OREGON (2)** – Mike Munks, Austin Pearce

**ALABAMA (1)** – Derik Olvey

**ARKANSAS (1)** – George Howard

**DELAWARE (1)** – Ryan Newell

**HAWAII (1)** – Brandon Voloria

**IOWA (1)** – Matt Macri

**KANSAS (1)** – Mike Carlin

**LOUISIANA (1)** – Mark Marino

**MONTANA (1)** – Matt Prill

**NEBRASKA (1)** – Scott Cavey

**NORTH CAROLINA (1)** – Cody Wilkins

**OKLAHOMA (1)** – Mike Milligan

**ONTARIO (1)** – John Axford

**WISCONSIN (1)** – David Casey







**Golden  
Tate**

**#32**

**Sophomore • OF**  
**Hendersonville, Tenn.**  
**Pope John Paul II H.S.**  
**6-1 • 180**  
**Bats: L • Throws: L**

**AS A SOPHOMORE (2009):** Speedy two-sport star who is looking to make transition to baseball, after a breakthrough 2008 season on the Notre Dame gridiron (as a receiver and kick returner) ... could contend for the open starting position in leftfield as well as the leadoff spot in the lineup ... a left-handed batter and thrower considered to have "plus" tools in areas of outfield defense and all around speed, with raw and developing bating ability but good hand-eye coordination ... tremendous speed down the base path out of the left-handed batters box ... consistently timed at 6.4 or 6.5 seconds over 60 meters ... has good bat control to execute bunts and slap hits but also has the hand strength to drive doubles in the gap.


**AS A FRESHMAN (2008):** Did not participate in the 2007 Blue-Gold World Series as he participated in football ... saw action in 18 games, including nine starts ... batted .262 with three doubles, four RBI and three stolen bases (in five attempts) ... drew a pair of walks, executed two sacrifice bunts, but also struck out 10 times ... did not commit an error in 18 fielding chances, primarily in centerfield ... registered his first career start on Feb. 23 against Iowa (went 0-for-4) with a run scored, RBI, stolen base and two walks ... proceeded to start the next three games and hit .727 (8-for-11) in the span ... went 3-for-4 with a stolen base, double and three RBI on Feb. 24 against Albany ... went 2-for-3 with two more doubles, a sacrifice bunt and two runs scored against Mount St. Mary's on March 1 ... closed torrid stretch with another three-hit game versus St. Bonaventure on March 2 (3-for-4, stolen base and two runs scored) ... remained in the everyday lineup for four more games (Boston College, Maine, Lehigh and Texas A&M Corpus Christi), but struggled from the plate going hitless in 17 plate appearances ... only made one start the rest of the

season (March 26 against Wisconsin-Milwaukee) ... came off the bench with two hits, two RBI and a run scored against Georgetown on March 20.

**FOOTBALL (2008):** Played in all 13 games and started seven ... blossomed into one of the most improved wide receivers in the country ... led the Irish in receptions (58), receiving yards (1,080), receiving touchdowns (10) and total touchdowns (11) ... ranked tied for 83rd in the NCAA FBS in receptions per game (4.46), 28th in receiving yards per game (83.08), 22nd in total receiving yards (1,080) and tied for 16th in receiving touchdowns (10) ... among players with at least 4.46 receptions per game, he ranked second in the NCAA FBS with a 18.62 per reception average ... became the fifth Irish wideout (sixth time) to ever eclipse 1,000 yards in a single season ... 58 receptions tied for seventh-most in school history, 1,080 receiving yards ranked fifth, 10 touchdown receptions ranked tied for sixth and five 100-yard receiving games ranked tied for third ... registered 15 catches of at least 30 yards ... eclipsed 185 all-purpose yards in six games ... recorded 1,754 all-purpose yards (third-most in Notre Dame history), the most by an Irish player since Tim Brown in 1987.

**FOOTBALL (2007):** Played in all 12 games and was one of eight freshmen who started for Notre Dame ... started at wide receiver vs. UCLA and USC ... registered six receptions for 131 yards (21.8 avg.) with one touchdown and averaged 21.7 yards on 15 kick returns ... recorded one kickoff return for 20 yards vs. Georgia Tech ... brought back a kickoff 34 yards vs. Penn State ... had five kickoff returns for the Irish, bringing in 133 yards vs. Michigan ... recorded long return of 40 yards, a career high ... recorded four rushing yards vs. the Wolverines ... recorded three kickoff returns for 62 yards vs. Michigan State ... had breakout game vs. Purdue ... recorded a team game high 104 yards on three catches ... made long catch of the day on a pass from Evan Sharpley for 43 yards ... caught 25-yard pass from Sharpley for an Irish touchdown ... recorded one kickoff return for 14 yards vs. the Boilermakers ... made first career start (becoming the fourth freshman to start in 2007) at UCLA ... had one kickoff return for 18 yards vs. Boston College ... made one reception vs. USC for 22 yards ... recorded one kickoff return for 16 yards vs. Navy ... logged 28:51 of playing time and 97 special-teams appearances.

**PREP & PERSONAL:** Drafted by Arizona Diamondbacks' scout and former Notre Dame player Matt Haas (who picked Tate in the 42nd round of the 2007 MLB draft) ... one of nation's top football prospects who saw his senior baseball season at Pope John Paul II HS end in late March, due to thumb injury ... shifted to track and field team at end of 2007 spring semester and posted top qualifying times in 100- (10.93) and 200-meter dash (22.33) ... suffered hamstring injury near end of state 100-meter final and was unable to compete in 200 (or 800 relay) ... his younger brother Wesley was third-seed in the 200



(22.53) and finished as runner-up (22.59) ... the Tate brothers - who both made their first appearances in the state track meet - had combined with Darrell Wallace and Tyler Peoples to post the state's top qualifying time in the 800-meter relay (1:30.28) ... his junior-year baseball season in 2006 included all-region, all-state and all-county honors as a centerfielder while being named to TBCA Region Showcase Team (at Middle Tennessee) and Team Tennessee squad that competed at Sunbelt Classic (in Oklahoma) ... played 2006 summer ball with Columbia Post 19 ... named *USA Today* second team All-American in football as a senior in 2006, also earning a #11 ranking on ESPN's listing of nation's top prep players ... earned state player of the year honors in 2006, after rushing for 1,413 yards (23 TDs) and making 28 receptions (510 yds; 6 TDs), plus three interceptions and a kickoff TD (he also was the Knight's punter, with season-long boot of 62 yards) ... rushed for 1,041 yards as a junior (14 TDs), adding 38 receptions (812 yds; 11 TDs) and three TDs on kick returns ... his father, Golden Tate, Jr., was a receiver at Tennessee State and fifth-round pick of the Indianapolis Colts in 1984 ... joins ND baseball program that features five all-time monogram winners from Tennessee ... inherits #32 jersey worn previously by RHP Jess Stewart ... born Aug. 2, 1988, in Nashville, Tenn. ... his brother, Wesley, is a three-sport star (football, basketball, track) who has received interest from college football programs (he currently is a senior at Pope John Paul II HS) ... also has 12-year-old twin sisters, Breanna and Deanna ... son of Golden and Yolanda Tate ... full name is Golden H. Tate III ... enrolled in the College of Arts and Letters, majoring in sociology.

#### TATE'S CAREER STATS

YEAR	GP/GS	AB	R	H	2B	3B	HR	RBI	BB	HP	SO	SF/SH	SB-SBA	OB	SLG	AVG
2008	18/9	42	6	11	3	0	0	4	2	0	10	0/2	3-5	.295	.333	.262
BIG EAST	2/0	3	1	2	0	0	0	2	0	0	1	0/0	0-0	.667	.667	.667
TOTALS	18/9	42	6	11	3	0	0	4	2	0	10	0/2	3-5	.295	.333	.262
BIG EAST	2/0	3	1	2	0	0	0	2	0	0	1	0/0	0-0	.667	.667	.667

# Student-Athletes



**Tommy Chase**

**#11**

**Freshman • INF**  
Cohasset, Mass.  
Boston College H.S.  
5-10 • 165  
Bats: R • Throws: R

**FRESHMAN SEASON (2009):** Scrappy, aggressive middle infielder along the lines of former Irish shortstop Brett Lilley ('07) ... has the versatility to play anywhere in the infield ... will challenge returning infielders Greg Sherry, Mick Doyle and Ryne Intlekofer for immediate playing time ... paced the Gold squad with a team-best .375 (3-for-8) batting average in the 2008 Blue-Gold World Series ... started all three games at second base ... hit leadoff twice and ninth in the other contest ... added a run scored, sacrifice bunt and stolen base ... did not commit an error in six fielding chances.

**PREP & PERSONAL:** Helped lead Boston College High School to the state semifinals in 2006 and 2007 ... played for coach Norm Walsh at BCHS ... also has played AAU ball with the South Shore Seadogs (coach by Ryan Morgan) and American Legion with Post 118 (coached by Bill Signorelli) ... attended Notre Dame Baseball Camp in the summer of 2007 ... received 2007 scholar-athlete award ... a Fulton Scholarship recipient at BCHS ... also a high-honor roll student all four years and member of the National Honor Society ... his father Mark Chase is a 1978 Notre Dame graduate while his sister Jacqueline Chase currently is a junior at Notre Dame and a member of the sailing club ... his mother (Laura Chase) played basketball at the University of Alabama ... born Oct. 28, 1989 ... son of Mark and Laura Chase ... full name is Thomas Joseph Chase ... enrolled in First Year of Studies ... posted 3.467 GPA in the 2008 fall semester.



**Leighton Cooper**

**#36**

**Freshman • OF**  
Fort Washington, Md.  
Flint Hill H.S.  
6-0 • 170  
Bats: R/L • Throws: R

**FRESHMAN SEASON (2009):** Switch-hitter who can run and play each of the three outfield positions ... definitely needs to add strength to make necessary adjustment to college pitching ... could help the Irish immediately in pinch-running situations ... saw action in two games during the 2008 Blue-Gold World Series ... struck out in only plate appearance, but did manage to score two runs.

**PREP & PERSONAL:** A three-sport prep athlete who lettered for three seasons in baseball, two in football and one in indoor track ... spent his first two years at Bishop McNamara High School before transferring to Flint High School, where he was coached on the baseball team by Rick Freeman ... made a name for himself as an excellent defensive centerfielder while batting .325 as a sophomore (15 stolen bases, plus a home run) and then hitting .301 as a junior (21 SB, HR) ... helped lead 2007 team to 20-8 record, conference tournament title and a #9 ranking in the state of Virginia ... had impressive showing at the Perfect Game 17U Nationals Tournament (held in Georgia), after batting 4-for-8 with four RBI, three walks, a pair of doubles, four stolen bases and five runs scored ... was timed in 6.6 for the 60-yard dash at the SelectFest (held in New Jersey) ... has played club baseball with the Maryland Patriots (coached by Mike Chroniger) ... played key role in Flint winning the Mid-Atlantic Conference for the first time in the school's history, serving as a running back, wide receiver and top special-teams performer on that 2006 squad ... won the Coach's Award (recognizing hard work, coachability and diligence) during his sophomore track season ... member of the nationally-recognized high school a-cappella signing group the "Major Minors" ... also served as a peer counselor and Diversity Day discussion facilitator ... member of the National Honor Society, with a 3.43 cumulative GPA ... son of Wesley and Venita Cooper ... enrolled in First Year of Studies.



**Will Hudgins**

**#45**

**Freshman • RHP**  
Richmond, Va.  
Douglas Freeman H.S.  
6-3 • 180  
Bats: R • Throws: R

**FRESHMAN SEASON (2009):** Definitely gives the Irish pitching staff a new twist ... uses tremendous deception due in large part to a 3/4 arm slot ... gives his pitches all sorts of movement ... has a frame that can easily gain weight which will allow significant improvements in velocity over time ... will compete for a setup role out of the Notre Dame bullpen immediately ... made one relief appearance during the 2008 Blue-Gold World Series ... allowed one earned run on two hits in 2.1 innings of work ... struck out three and did not issue a walk.

**PREP & PERSONAL:** Has pitched for the varsity as a sophomore and junior at Freeman High School, compiling a 3.44 ERA, a 9-5 record, a 4:4 strikeout-to-walk ratio (122/28) and 29 more innings pitched (104) than hits allowed (75) during that two-year span ... posted a lowly 1.80 ERA in his junior season while splitting six decisions and striking out 59 in 50.2 innings (11 GP, 14 BB, 39 H) ... went 6-2 as a sophomore (4.07, 53.1 IP, 12 GP, 63 K/14 BB, 61 H) ... named first team all-district and honorable mention all-region in both his sophomore and junior seasons ... received Tommy Journey Award as outstanding junior on 2007 team, after receiving similar award as a sophomore in 2006 (Charles Eskridge Award) ... also played on the golf and basketball teams during his first two years at Freeman ... a national merit scholarship commended scholar and member of the National Honor Society ... enrolled in the Center for Leadership, Government and Global Economics at Freeman ... received the I Dare You! Leadership Award as a junior year ... also served as an editor for the school newspaper at Freeman ... father, Jeff, played basketball at VCU while his great uncle, Jim Pearce, pitched for the Cincinnati Reds and Washington Senators ... his grandfather, John Taylor, was drafted by the Detroit Tigers but opted to attend East Tennessee State, where he played baseball and basketball ... son of Jeff and Jennifer Hudgins ... enrolled in First Year of Studies ... registered a 3.200 GPA in the 2008 fall semester.







**Dustin  
Ispas**

**#7**

**Freshman • LHP**  
**Rancho Cucamonga, Calif.**  
**Los Osos H.S.**  
**6-1 • 190**  
**Bats: L • Throws: L**

**FRESHMAN SEASON (2009):** Enters college as one of the top left-handed pitching prospects in the country ... possesses a live fast ball that will touch 92 mph ... has a great slider that may allow him to compete for a spot in the rotation as a freshman (most likely mid-week) with other rookie southpaws Steve Sabatino and Joe Spano ... tremendous athletic ability that to run a 6.6 60-yard dash ... one of the nation's top-ranked baseball players in the SPARQ fitness test ... his mound presence and moxie is beyond his years ... made one appearance for the victorious Gold during the 2008 Blue-Gold World Series ... was quite impressive in game-three start ... tossed 4.0 scoreless and hitless innings ... struck out four, but also walked four.

**PREP & PERSONAL:** Received second team all-league honors as a junior at Los Osos High School, after posting a 3-0 conference record with two saves and a 0.77 ERA in conference action ... also named most outstanding pitcher on the 2007 LOHS squad (while playing for coach Anthony Vasquez) ... currently playing for the Boston Red Sox scout team and the Milwaukee Brewers Elite Team ... selected to the Milwaukee Brewers 2007 Area Code Team during the summer of 2007, when he also was named to the Tommy Lasorda 2007 Dodger Elite Team ... named the tournament's top pitcher of the 2006 Goodwill Series that was held in China ... plays American Legion ball for coach Anthony Vasquez ... a scholar-athlete honoree, with a 3.53 cumulative GPA ... his father Thomas Ispas played basketball at Cal Poly Pomona and earlier was a two-sport star (baseball/basketball) in Hammond, Ind., at Bishop Noll High School ... his sister Genevieve is a member of the tennis and dance teams at LOHS ... son of Thomas and Pamela Ispas ... enrolled in First Year of Studies.




**Ryan  
Richter**

**#23**

**Freshman • LHP**  
**South Bend, Ind.**  
**St. Joseph's H.S.**  
**6-3 • 185**  
**Bats: L • Throws: L**

**FRESHMAN SEASON (2009):** Unheralded recruit out of local St. Joseph's High School that has tremendous potential ... has build and makeup to develop into an outstanding pitcher ... will need to add strength, which will add velocity, but already throws in the mid-80s ... solid mechanics with a loose arm ... made one appearance for the Gold during the 2008 Blue-Gold World Series ... tossed 0.2 innings and was charged with an earned run on one hit ... struck out two and walked one.

**PREP & PERSONAL:** Played during the 2007 season for St. Joseph's High School head coach John Gumpf (a former ND baseball volunteer assistant whose wife Deanna Gumpf is the ND softball head coach) ... earned honorable mention all-conference honors as a junior, after missing half the season due to a broken thumb ... also named second team all-conference as a sophomore ... started for the baseball and basketball teams throughout his first three years at St. Joe's ... helped lead baseball team to 2007 regional and sectional titles ... served as basketball team captain (also named defensive MVP) ... plays club baseball for Greenville Technology Incorporated (under head coach Joe Marker) ... has received academic high honors throughout his high school career ... member of student government and the National Honor Society ... son of Patrick and Susan Richter ... his mother is the principal at St. Joseph's High School ... enrolled in First Year of Studies ... registered a 3.467 GPA in the 2008 fall semester.



**Alex  
Robinson**

**#2**

**Freshman • OF**  
**Dallas, Texas**  
**First Baptist Academy**  
**6-0 • 170**  
**Bats: R/L • Throws: R**

**FRESHMAN SEASON (2009):** Switch-hitter that can run very well and play all three outfield positions ... will most likely compete for playing time in center or right field due in part to a strong and accurate throwing arm ... projects into the leadoff role similar to former Irish shortstop Brett Lilley ... great contact hitter from both sides of the plate ... started all three games for the Gold during the 2008 Blue-Gold World Series ... batted .300 (3-for-10) with a sacrifice bunt and two RBI.

**PREP & PERSONAL:** Standout player at First Baptist Academy while rating as the sixth-best prep outfielder in the expansive state of Texas (per Perfect Game Crosschecker; as of Aug. '07) ... also was rated 25th overall among high school players in Texas ... named second team all-district and team MVP as a junior in 2007, after batting .543 (38-for-70) with 13 extra-base hits (2 HR, 3 3B, 8 2B), a .624 on-base pct., 27 stolen bases (in 28 att.), 31 RBI and 32 runs scored ... also served as 2007 team captain ... earned lofty 9.5 ratings during the Perfect Game National and Perfect Game Sunshine South Showcase (also named top prospect at that event), both in June of 2007 ... also was invited to the Headfirst Baseball Honor Roll Showcase (summer '07) ... selected for several top events during the fall/winter of 2006, including: the Perfect Game World Wood Bat Championship (18U); the Top Guns National College Prospect Camp; and the Perfect Game National Underclass Showcase (where he was named to the "top prospects" team) ... his strong showing at the 2006 USA Junior Olympic Tournament earned him an invitation to represent the United States at a tournament in the Dominican Republic ... had impressive performance at the 2006 Louisiana All-Star Tournament, earning him an invitation to represent Team Mid-America at the Blue Gray Classic ... also competed at the Perfect Game Academic Showcase and the Memorial Weekend Tournament, where he was named offensive MVP ... 3.85 cumulative GPA (member of academic honor roll and principal's award); Service Club; Senior Ambassador; and nominations for the National Youth Leadership Forum, for the National Student Leadership Conference and the Lead America Youth Leadership Conference ... son of Mike and Karon Robinson ... enrolled in First Year of Studies.

# Student-Athletes



**Steve Sabatino**

**#52**

**Freshman • LHP**  
**Lockport, Ill.**  
**Lockport Township H.S.**  
**6-2 • 200**  
**Bats: L • Throws: L**

**FRESHMAN SEASON (2009):** Another stellar pitching prospect ... one of the top freshman left-handed pitchers entering college ... can throw three pitches for strikes and fast ball touches the low-90s ... consistently sits between 86 and 88 mph ... has unlimited potential ... will compete for a spot in the rotation as a freshman (most likely mid-week) with other rookie southpaws Dustin Ispas and Joe Spano ... also adds dimension of power left-handed bat ... made one appearance for the victorious Blue in the Blue-Gold World Series ... tossed 2.0 scoreless and hitless innings of relief ... struck out two and walked one.

**PREP & PERSONAL:** An all-conference and all-area selection at Lockport Township High School, where he played for Steve Stanicek ... hit .327 as a junior while posting a 1.79 ERA and 57 strikeouts in 47 innings ... averaged 10.9 strikeouts per 9.0 innings ... has thrown his fastball in the low 90s ... invited to play in the Area Code Games ... also played for the Downers Grove Longshots (coached by Rob Rooney) ... played during the summer of 2006 for the Aurora Sparks U18 travel team that competed at the World Wood Bat Association tournament in East Cobb, Ga. ... his father John Sabatino played in the Chicago White Sox organization ... son of John and Deb Sabatino ... enrolled in First Year of Studies ... registered a 2.867 GPA in the 2008 fall semester.



**Joe Spano**

**#21**

**Freshman • LHP**  
**Verona, N.J.**  
**Seton Hall Prep**  
**5-11 • 165**  
**Bats: L • Throws: L**

**FRESHMAN SEASON (2009):** Another stellar pitching prospect ... comes from a winning high program ... throws a ton of strikes ... not necessarily crafty left-hander as he can run his fast ball into the high-80s ... owns a devastating breaking ball ... will compete for a spot in the rotation as a freshman (most likely mid-week) with other rookie southpaws Steve Sabatino and Dustin Ispas ... covers position well and controls the running game ... made one appearance for the Gold in the Blue-Gold World Series ... impressive start in game-2 secure the victory ... tossed 6.1 scoreless innings ... surrendered just two hits, struck out three and walked one.

**PREP & PERSONAL:** Ranked among the top-70 left-handed pitchers in all of high school baseball (per Perfect Game) ... was the only sophomore on 2006 Seton Hall Prep team that won 2006 conference and state titles ... helped that team earn national top-25 rankings before playing for nation's top-ranked team in 2007, with that squad winning conference, county and state championships ... his 2007 season stats included a 2.20 ERA and 3-1 record in five stats, on a staff that included current Notre Dame freshman Evan Danieli and eventual first-round draft pick Rick Porcelli ... played at SHP for Mike Sheppard, Jr. (son of former Seton Hall University head coach Mike Sheppard) ... named to the "top prospects" team at the 2006 Perfect Game National Underclass Showcase ... received the SHP commitment award in 2006 and again in '07 ... threw two no-hitters in the summer of 2006, for the county champion Vailsburg Legion team ... pitched during the summer of 2007 at the World Wood Bat Association tournament in East Cobb, Ga., as a member of the Farrah Builders travel team (based in Oceanport, N.J.) ... hails from same hometown (Verona, N.J.) as former Notre Dame football tight end Anthony Fasano (now a member of the NFL's Miami Dolphins) ... son of Joe and Eileen Spano ... enrolled in First Year of Studies ... registered a 3.133 GPA in the 2008 fall semester.





# Coaching Staff



*Now entering his third season at the helm of the Notre Dame baseball program, head coach Dave Schrage has not only rebuilt the program's foundation, but has the Irish back on the brink of national prominence.*



# Head Coach



**Dave Schrage**

**Head Coach  
22nd Year Overall  
Third Year at  
Notre Dame  
Creighton '83**

Now entering his third season at the helm of the Notre Dame baseball program, head coach Dave Schrage has not only rebuilt the program's foundation, but has the Irish back on the brink of national prominence. After an injury filled and inexperienced laden squad finished 28-28 in 2007, Notre Dame went 33-21-1 last season and earned its first top-25 ranking since 2006.

The 2008 campaign goes far beyond a 33-21-1 record and a third-place finish in the BIG EAST Conference. The Irish entered the final weekend of the regular season with a legitimate opportunity to capture the regular season conference title. Notre Dame also appeared in-line for an at-large berth into the NCAA Tournament after opening with 33 victories in its first 47 games.

The Irish improvement was evident. Notre Dame finished the 2007 season ranked eighth in batting (.274), ninth in slugging percentage (.371), eighth in on-base percentage (.365), eighth in runs scored (307), 11th in home runs (24), sixth in fielding percentage (.962) and fifth in fewest errors (82). The Irish improved in each of those categories in 2008, including ranking fourth in batting (.308, 34 points higher than '07), fourth in slugging (.447, 76 points higher than '07), third in on-base (.392, 27 points higher than '07), fifth in runs scored (375, 68 more than '07), sixth in home runs (41, 17 more than '07), tied for first in fielding (.973) and second in fewest errors (59, 23 fewer than '07).

Notre Dame also re-emerged into the upper echelon of the BIG EAST Conference. In league games only, the Irish ranked either first or second in batting (2nd), on-base percentage (1st), runs scored (t-2nd), RBI (2nd), sacrifice bunts (2nd), sacrifice flies (1st), ERA (1st), fewest runs allowed (1st), fewest walks allowed (2nd), fielding percentage (1st) and fewest errors (1st).

Notre Dame also had one of its most successful draft classes ever as six players and one incoming recruit were selected by Major League Baseball teams during the 2008 First-Year Player Draft. After Kyle Weiland was selected on the first day (third round, Boston Red Sox), five more were drafted on day two. The six collegiate players drafted are tied for the most ever for the Irish, equaling the total from the 2001 draft. David Phelps, Wade Korpi, Brett Graffy, Sam Elam and Brett Lilley all were taken between the 14th and 29th rounds.

Schrage – whose 21 previous seasons as a college head coach include 18 at the Division I level, including a 2006 Evansville squad that ranked among the nation's hottest teams during that year's postseason – was intro-



duced on July 18, 2006, as the 19th head coach in the history of the Notre Dame baseball program.

Prior to accepting the position at Notre Dame, Schrage completed his fourth year at Evansville in 2006 while guiding the Aces to the most successful season in the program's history, highlighted by winning the Missouri Valley Conference regular-season and tournament titles, reaching the NCAA regional championship round and finishing as high as 19th in the national polls.

Already regarded as one of the nation's top coaches, Schrage hit the ground running at Notre Dame in the summer of 2006 and proceeded to hire an impressive group of assistant coaches before signing a recruiting class (the team's current group of sophomores) that ultimately was rated by *Collegiate Baseball* magazine as the fourth-best incoming class in the nation.

The first class of the Schrage era at Notre Dame included three pitchers (Evan Danieli, Brian Dupra and Ryan Sharpley) who each were rated by Perfect Game among the nation's top-40 pitching prospects. Schrage's final class at Evansville – the current Aces juniors – also was rated high on a national scale, after being ranked 21st on *Baseball America's* list of the top recruiting classes (for players that were embarking on the 2007 season).

The four previous stops in Schrage's head coaching career – most recently at Northern Illinois (2000-02) and Northern Iowa (1991-99), prior to Evansville – have seen him mold unproven teams into record-setting units, with several seasons spent rebuilding underfunded programs while earning him top honors on the conference and national levels.

A lifelong fan of Notre Dame's athletic teams and a former standout centerfielder at Creighton, the Chicago native is highly-regarded as a consummate student of the game, with a vast baseball knowledge contributing to his skills as a developer of talent and teacher of the game. His teams traditionally have been founded on pitching and defense while playing with a scrappy, aggressive approach that has helped build confidence

and a winning tradition among former players.

After inheriting an Evansville team that had won only 22 games in 2002, Schrage guided the Aces in making steady strides while building the program's victory total each season: 24-31 in 2003, 28-32 in '04, 35-23 in '05 and a 43-22 mark in 2006 that represents the second-most wins in the program's history. The 47-year-old Schrage ranks second on the Evansville career victories list, at 130-108.

Only 21 teams in all of D-I baseball totaled more wins in 2006 than upstart Evansville, which claimed the MVC regular-season and tournament titles before turning in stunning double-digit NCAA regional wins over host Virginia and an NCAA-veteran South Carolina squad. It marked the first time Evansville ever had reached an NCAA regional title game and was only the third NCAA trip in the program's history.

Evansville's performance at the 2006 MVC Tournament included a key 14-3 victory over home standing Wichita State. The strong season turned in by the Aces caused longtime Wichita State coach Gene Stephenson to concede in his postgame comments that Evansville had become the "class" of the MVC.

Four seasons at Evansville prepared Schrage for the high level of academic expectations that exist at Notre Dame. Evansville – a private liberal-arts university with an enrollment of only 2,500 – is rated among the top schools in the Midwest and is noted for selective admissions criteria. Schrage showed the ability at Evansville to recruit academic-minded players who went on to excel at the collegiate level. Most

notably, catcher Gabe Bauer and pitcher Zach Grage received the Missouri Valley Conference's prestigious Presidents' Award, presented to graduating seniors with grade-point averages of 3.8 and higher.

Bauer – who was accepted to Notre Dame's accelerated master's in accountancy program – graduated with a 3.91 cumulative GPA as an accounting major while Grage compiled a 3.82 GPA en route to receiving his degree in secondary education. Bauer earlier joined teammates Adam Rogers (3.46; sport studies/management), Robbie Minor (3.29; accounting) and Kasey Wahl (3.04; athletic training) in receiving MVC Scholar-Athlete honors, with the four players representing the most from any MVC baseball team. Two others, Mitch Prout (3.40; accounting) and Kyle Smith (3.15; sport studies/management), earned honorable mention MVC Scholar-Athlete status.

The first year of the Schrage era saw the Notre Dame baseball program continue its stellar academic tradition, as the Irish players combined to post a 3.07 team GPA in the 2006 fall semester and a 2.97 during the 2007 spring term. Notre Dame continued that trend during the 2007-08 academic year with a 3.05 GPA in the fall and a 2.94 during the spring.

2008 Notre Dame graduate Brett Lilley (3.74 cumulative GPA, as an accounting major) was named a CoSIDA first team Academic All-American in 2007 and 2008. He was the first Irish baseball player to ever earn first team distinction on multiple occasions. Lilley also earned a 2007-08 NCAA Postgraduate Scholarship.

Schrage is one of only five coaches in the history of Missouri Valley Conference baseball who have been named MVC Coach of the Year three or more times, with WSU's Stephenson (11) and former Southern Illinois coach "Itchy" Jones (4) receiving that honor more times than Schrage.

The MVC rates as one of the nation's top college





baseball leagues, led by perennial national power Wichita State, Missouri State – which advanced to the 2003 College World Series (as Southwest Missouri State) – and Schrage's alma mater Creighton. During a four-year span from 2003-06, four different MVC teams advanced to the NCAA's and all nine current MVC teams have made NCAA appearances.

There are nearly 300 teams currently competing in D-I baseball but only a small portion – roughly 10 percent (33 teams) – totaled more combined victories in the 2005-06 seasons than Evansville's 78. Notre Dame's 83 wins from 2005-06 were 20th-most in the nation during that two-year period.

Schrage's teams have relied on a recipe for success that mirrors recent Notre Dame teams. His Evansville squads were built around the traditional core of pitching and defense, yielding a 3.39 staff ERA and .975 team fielding percentage in 2006 that both ranked 12th in the final NCAA rankings. Cal State Fullerton was the only other team in the nation ranked among the top-12 in both pitching (1st) and defense (6th) for 2006.

Several Evansville players ranked among 2006 national leaders. Ben Norton (9-3) finished one victory outside the top-50 on the national wins list (68th) while fellow junior right-hander Matt Brinkmann ended up just outside the nation's top-100 ERA leaders (110th; 2.97). Wahl, a junior first baseman, batted .371 to nearly finish among the nation's top hitters (114th) while sophomore outfielder Jim Viscomi fueled the running game, ranking 10th nationally with 34 stolen bases.

## THE SCHRAGE FILE

**Hire Date:** July 18, 2006

**Career Record:** 537-602-1 (.471, 21 seasons)

**Career D-I Record:** 477-536-1 (.470, 18 seasons)

**At Notre Dame:** 61-49-1 (.554, two seasons)

**At Evansville:** 130-108 (.546, four seasons)

**At Northern Illinois:** 75-92 (.449, three seasons)

**At Northern Iowa:** 210-287 (.423, nine seasons)

**At Waldorf:** 61-66 (.480, three seasons)

**Birthdate:** April 29, 1961

**Hometown:** Chicago

## EDUCATION

1983 – bachelor of science degree in business administration from Creighton University

1987 – master's in sports administration from Biscayne College/St. Thomas University

## COACHING AWARDS

**National Coach of the Year Finalist** – 2000  
(*Collegiate Baseball* magazine)

**Missouri Valley Conference Coach of the Year**  
– 1995, 1997, 2006

**Waldorf College Hall of Fame Inductee** – 2008

## MILESTONE VICTORIES

- **Win No. 1:** 1988 season opener Waldorf College defeated Southwestern (IA) CC
- **Win No. 100:** April 6, 1993 Northern Iowa 6, at Upper Iowa 2
- **Win No. 200:** April 2, 1997 Northern Iowa 10, at Iowa State 4
- **Win No. 300:** March 14, 2001 Northern Illinois 8, St. Xavier 7 (at Stetson)
- **Win No. 400:** Feb. 13, 2005 Evansville 13, at Arkansas-Little Rock 10
- **Win No. 500:** April 28, 2007 Notre Dame 15, at Rutgers 3

see p. 85 for year-by-year coaching resume

The Aces' stellar middle infield in 2006 included a second baseman (Kyle Smith) that played error-free over the final 42 games of the season and a slick-fielding shortstop (Minor) that was rated the MVC's top player at his position for 2007.

Evansville's emergence as the class of the conference was seen in both its championship finishes and statistical leaders. In 2006 MVC play, Evansville led the league in batting (.295) and fielding (.978; 20 errors in 24 games) while ranking second with a 3.33 league ERA. The Aces also led the MVC during 2006 league play with a .420 slugging percentage and 144 runs while the pitching staff yielded the fewest walks (51) and wild pitches (7) and second-fewest home runs (9) during MVC games.

Other noteworthy stats for Evansville in 2006 MVC games included ranking second in on-base percentage (.370) and stolen bases (29), plus third in home runs (14), doubles (42) and low opponent batting (.256). The Aces also led the conference in overall ERA (3.39) and fielding (3.39), while ranking second in on-base (.370), runs (395), stolen bases (98), walks drawn (236), sacrifice bunts (70) and opponent batting average (.256).

Schrage earned his third career Missouri Valley Conference coach-of-the-year honor in 2006, after guiding Evansville to the first MVC title in the program's history. The Aces had a memorable third day at the NCAA Charlottesville Regional, knocking off the host team Virginia in a 15-4 elimination game and coming back to stay alive with a similar 15-5 win over South Carolina. That game saw Evansville stunningly send 18 men to the plate while scoring 12 times in the third inning – but the Gamecocks later won the decisive game, 5-1.

Schrage earlier helped develop Evansville's first MVC batting champ (Luke Miller, in 2003) and first MVC newcomers of the year (Cody Strait in '04; Norton in '06). His Evansville players combined for two Freshman All-America honors, a first team Summer All-America honor and 17 spots on the all-MVC team (including six in 2006).


Schrage's 20th season as a college head coach in 2007 corresponded with the 115th season of Notre Dame baseball, as he became only the sixth individual to lead the Irish baseball program since the mid-1930s.

Schrage came to Evansville after a three-year stint at Northern Illinois, where he took a team that was 4-51 the year prior to his 2000 arrival and helped transform it into a Mid-American Conference Tournament team. Virtually the same Northern Illinois team that won four games in 1999 rebounded to win 24 in 2000, prompting *Collegiate Baseball* magazine to recognize Schrage as runner-up for its 2000 national coach-of-the-year award. *Baseball America* also took notice, selecting Schrage as one of the nation's "top-10 up-and-coming coaches."

Prior to his three years at Northern Illinois, Schrage spent nine seasons as head coach at Northern Iowa. He took a UNI program that had only one scholarship in his first season (1991) and transformed it into a perennial contender in the MVC. Schrage was named Missouri Valley Conference coach of the year in 1995 and again in '97, when he guided the Panthers to one of the best marks in school history at 32-23.

Since 1991, Schrage has developed 61 all-conference selections and 30 players who have moved on to professional baseball – most notably first baseman Erik Lis, a ninth-round selection of the Minnesota Twins in 2005. He has coached nine Freshman All-Americans and also tutored the 1997 MVC player of the year, Brian Jergenson.

Schrage's standout playing career at Creighton included all-MVC honors in 1982, after leading the conference with a .400 batting average. He then raised that mark to .433 as a senior and received 1983 CoSIDA Academic All-America honors. Schrage is the only individual to gain all-MVC baseball accolades as a player and later earn the league's coach-of-the-year



honor. He was recently named to the All-time MVC squad (one of six outfielders).

Former Notre Dame head coach Paul Mainieri gave Schrage his first job in coaching when he hired him to his 1984 staff at St. Thomas University (located in Miami and also known as Biscayne College). Schrage spent the 1983-84 season as a graduate assistant at Biscayne/St. Thomas before returning to Creighton to work two seasons ('84 and '85) with current Chicago Cubs general manager Jim Hendry, who ultimately coached the Bluejays to the 1991 College World Series. Schrage was instrumental in signing the 1985 Creighton recruiting class that featured three future professional players and was rated fifth-best in the nation.

Schrage coached overseas in 1987-88 with the Mt. Gravatt Eagles Club in Brisbane, Australia, and returned to direct the baseball team at Waldorf Junior College (now a four-year college, in Forest City, Iowa) for three seasons (1988-90) before taking over at Northern Iowa. Schrage was inducted into the Waldorf College Hall of Fame this past summer.

A two-sport standout in baseball and basketball at Chicago's Fenwick High School – where his basketball teammates included the son of former Notre Dame Heisman Trophy winner Johnny Unitas – Schrage later received his bachelor of science degree in business administration from Creighton ('83) and a master's in sports administration from Biscayne/St. Thomas.

His father Jack Schrage was a high school football player at Quincy (Ill.) Notre Dame High School and later served in the Korean War before marrying his wife Carolyn, a professional dancer in Las Vegas and later at the Palmer House in downtown Chicago. Schrage's younger brother, Greg, played basketball and baseball at Loras College in the mid-1990s (when former Notre Dame athletics director Kevin White was the Loras AD) and finished his baseball career in South Carolina, at Francis Marion.

Schrage and his wife Jody – who passed away on Jan. 9, 2007, following a brief battle with cancer – met during their days as student-athletes at Creighton. A standout prep softball player who was inducted into the Iowa High School Hall of Fame, the future Jody Schrage was a leading player for the Creighton softball teams that played in three straight College World Series (1980-82). She later coached high school softball in Iowa while her husband was directing the baseball team at UNI.

The Schrage daughters – Kaitlyn (18) and Brianne (15) – have followed in their parents' footsteps, as Kaity plays softball and Bri plays basketball – both at St. Joseph's High School.

# A Visit with Dave Schrage

## General Coaching Philosophy

"I really feel that the sense of mission in what Notre Dame is all about meets my philosophy – that is, developing the student-athlete not only as a player, but spiritually, academically, athletically and as a total person. When I go and recruit a player in his living room, I tell him that our goals will be: to have a championship ring on his finger; to have a diploma in his hand; and to have a great heart and feeling for the experience he will have at Notre Dame."

## Team Goals

"Our expectations are to get to Omaha and to win a national championship. We want to put ourselves in that position every year and be one of the major programs in the country. Our goal at Notre Dame is not to be good – we want to be great in life, in the classroom, and especially on the field. The players here at Notre Dame have an intense desire to become better every day and it is very evident that these players are winners."

"On a smaller scale, we set 15 goals for every game: five offensive, five defensive and then five team goals. The players need to have some goals in front of them to stick by, especially game goals. We keep the goals in front of the players so they can see that they are important and thus the players can stay focused on the team."

## A Foundation Built On Trust

"I'm the kind of coach who is going to get to know each player as a person. I need to know what they have inside, what makes them tick. Some need to be motivated more than others, based on his personality. The main thing is to have that trust among the players. They need to trust us and we need to get to know them more as people. At the same time, the players need to learn the staff's expectations of them as people, students, and baseball players."

"I'll do what it takes to motivate them to win. You have to know your players on a personal basis, know what buttons to push for motivation. You need to find out what is important to them and what they want to do with their lives. That all goes hand-in-hand with them producing."



## Long-Term Commitment

"Notre Dame is not a stepping-stone for me. This is the pinnacle for me. If I'm here for the next 20 years of my life, this is where I want to be. I couldn't have a better fit. It's the university I admired growing up. It's close to my family and the area where I spent my youth. It's an outstanding program with great leadership. This is my dream come true."

## Coaching Style

"I've always tried to adapt my style to personnel and I've always built teams around pitching and defense. Our teams have always been well-prepared. I'm a hands-on coach and I'm really going to teach the game and make players better on the field. There's nothing more painful than making mental errors in a game. The more we teach, the less the mental errors will occur."

## Defensive Emphasis

"We put a lot of time in practice on defending. That really helps you win games: make the other team earn runs. If teams hit groundballs and you can't defend, that's how you get beat. Teams that have better pitching and defense are going to win."

"Throwing to the right base keeps the double play intact and if you have strong guys up the middle, you can turn the double plays. If that happens, pitchers believe in their defense and keep the ball down, strike guys out and relax a little more. Our catcher also has to take charge and be a quarterback."

"To turn around a popular saying: the best offense is a good defense."

## Offensive Focus

"Generally, teams don't spend a lot of time defending. So from an offensive standpoint, we have to put guys in motion and see if they can defend against us. You never want to be an easy team to play, where the opponent can sit back and relax. You want to make the other team have to be ready for a lot of things. You want to get the opposing pitcher out of his rhythm, so he's worried about the guys on base and not focused on the batter – that's where you win a lot of games."

"I gauge offensive philosophy based on personnel. If you don't have speed, you can't just run for the sake of running."

Sometimes, we may have to manufacture more through hit-and-run. I think hitting is contagious and it rolls throughout your team. It takes one or two guys to get hot and everybody else starts falling in behind."

## Pitching Depth

"It's really important in our recruiting philosophy to have pitching depth. We need five good starters. It's likewise important to develop a staff that gives opposing teams different looks. I like matchups, so we will need to have a lot of quality pitchers ready to go to in the bullpen."

## Team Spirit

"I want players on the bench to be into the game by paying attention and being enthusiastic. It's important to give guys roles during the games, because they all are used to playing. You aren't going to win games with selfish players, guys worried about where they're going to get drafted or focused on stats. You have to make sure they are focused on the ultimate goal: getting to Omaha."

"Our teams will play hard. I'm big on how we run to first base and in general running hard. We will sprint off the field. I want the other team to know that we are there to play today and they need to take notice of our effort."

"We aren't just going through the motions, and that's hard to do over the span of a 56-game college season. It's up to us as a coaching staff to keep on the players – so they understand the style that we are going to play every inning."

## Community Service

"We need our players out in the community and they need to be visible in that way. I'll be out in the community getting people fired up for our season. We want a family-type atmosphere at the ballpark. It's important that our players give back and that the community knows who they are – so they'll want to come cheer for those guys."

## Notre Dame Visit

"I had a great experience as a player at Creighton. My senior year, we came to Notre Dame for a series in the fall and we went to the first night football game when the Irish played Michigan. I got to room with Rick Chryst from Notre Dame – we were both outfielders and they put us together. Rick and I have developed a great relationship ever since and he has done a tremendous job as commissioner of the Mid-American Conference. Just by that experience, our paths crossed."

## Recruiting Corner – with Dave Schrage and Scott Lawler

**Schrage** – "With Scott and I having worked together now for six years, we know the type of player that we're looking for. Your recruiting coordinator is very key, especially at Notre Dame, to identify kids who truly are interested in your program. Scott does a great job throughout the entire process of identifying the right kids. We could be the greatest coaches in the world, but you have to have talent to win."

"Every year, you need to bring in pitching and our recruiting is centered around pitching. Generally speaking, we obviously have to recruit on a national basis and locate the right kids that fit with Notre Dame."

"Chicago is a great recruiting area – it's in our backyard and is becoming a Notre Dame town again. Scott and I both are from the Chicago area and have great recruiting ties there. We intend to get in there and try to get the best players out of that area."

**Lawler** – "Our plan is to win with good athletes and good people. We need to spot kids who will help us athletically and help us off the field, who are going to get it done in the classroom and generally represent Notre Dame in the right way."

"We want to make sure it's always a good fit. We want kids who are proud of Notre Dame baseball and who will be more team guys than 'I' guys. We are recruiting the person, not just the player. That is our main goal – because, if you are recruiting good people who also are good athletes, you don't have to be the most talented team. You have a great chance to win, they will come together as a team and you are going to have a very good product."

"If you don't have that unity, it leaves holes in your lineup, the players will not be good teammates and you will have off-the-field problems. We don't want to deal with those things. We want to deal with kids graduating, winning a lot of games in a classy fashion and earning a quality degree."





## BUILDING A STAFF

One of the first orders of business for first-year Notre Dame head baseball coach Dave Schrage during the summer of 2006 was assembling an impressive coaching staff. Schrage's comments follow below, discussing the process in general and each member of the current staff:

### Coaching Chemistry

"All of our coaches have the same general philosophy – although we definitely are four individuals with unique personality strengths. We all are in this to try to develop the team as baseball players and individuals. That's going to be a great thing for our kids to experience."

"You will find all the coaches on our staff are loyal to each other, to the players and to the University. They all are team-oriented coaches and have a great feel about what Notre Dame is all about. Each of the assistants are great communicators and tremendous teachers of the game of baseball."

"I don't want four versions of me on the staff. I want different personalities that the players can relate to. I don't want a bunch of clones or 'yesmen.' I want them to shoot ideas at me and not be afraid to tell me things."

### Scott Lawler

"Scott is a rising star in coaching, with great passion for the game. He communicates and teaches the game very well. He's not afraid to learn the next technique and always wants to improve as a coach. Scott is fun to be around and keeps the guys loose, which is good because sometimes I'm too into the games and he breaks the ice."

"Scott is very knowledgeable about coaching and comes from a great baseball family. He's not afraid to tell me that we should look at doing something different and I need that type of assistant – that's how you become better as coaches and as a staff. A lot of things are second nature between us, and Scott does a great job of evaluating talent as it relates to our needs."

### Sherard Clinkscales

"Sherard brings a unique perspective through his involvement in professional baseball and background in the Midwest. He is a great fit with Notre Dame – in terms of his outgoing and energetic personality – and has a tremendous amount of contacts throughout the country."

"Having been in the Braves organization and around Leo Mazzone, Sherard has some of the same pitching philosophies and very unique thoughts on what goes into being a pitching coach. He knows what is needed to develop strong pitchers and staffs on the college level – in addition to having that insight about developing players into quality pro prospects."

"Sherard believes in the good things in college athletics, including the academic standards at Notre Dame. He is a caring individual who wants to develop his staff as total student-athletes."

"Sherard had amazing references and we had great reports about his potential as a coach, his work ethic and the type of person he is. Those are people whose opinions you're going to respect."

### Graham Sikes

"Graham comes from such a diverse coaching background and it is a big asset that he has catching experience, as both a player and coach. He was a great fit for our program, due to his outgoing personality, his communication and teaching skills, and a great work ethic. He does so many things for us behind the scenes and is a very important part of our baseball program."

## Schrage's Coaching Record

<u>Yr.</u>	<u>School</u>	<u>Record</u>	<u>Pct.</u>	<u>Notes/Honors</u>
1988	Waldorf Junior College	16-26	.381	
1989	Waldorf Junior College	21-20	.512	Team reached the junior college sub-regional championship game
1990	Waldorf Junior College	24-20	.546	Team reached the junior college sub-regional championship game
<b>3-year Waldorf Totals</b>		<b>61-66</b>	<b>.480</b>	<b>Saw two of his Waldorf players selected in the Major League draft</b>
<u>Yr.</u>	<u>School</u>	<u>Record</u>	<u>Pct.</u>	<u>Notes/Honors</u>
1991	Northern Iowa	12-44	.214	
1992	Northern Iowa	22-34	.392	Oversaw program's transition from the Mid-American to Missouri Valley Conference
1993	Northern Iowa	12-39	.235	100th career victory
1994	Northern Iowa	24-32	.429	
1995	Northern Iowa	28-27	.509	Missouri Valley Conference Coach of the Year; UNI's first winning season since 1987
1996	Northern Iowa	26-32	.448	MVC Tournament participant
1997	Northern Iowa	32-23	.603	MVC Coach of the Year; team-record win total; coached MVC player of the year Brian Jergenson
1998	Northern Iowa	28-26	.519	
1999	Northern Iowa	26-30	.464	
<b>9-year UNI Totals</b>		<b>210-287</b>	<b>.423</b>	<b>Two-time MVC Coach of the Year; third-winningest coach in UNI baseball history</b>
<u>Yr.</u>	<u>School</u>	<u>Record</u>	<u>Pct.</u>	<u>Notes/Honors</u>
2000	Northern Illinois	24-33	.421	National coach of year finalist ( <i>Collegiate Baseball</i> ); boosted team's win total by 20; MAC Tournament
2001	Northern Illinois	28-27	.509	300th career victory
2002	Northern Illinois	23-32	.418	
<b>3-year NIU Totals</b>		<b>75-92</b>	<b>.449</b>	<b>Elevated NIU program to a competitive position within the Mid-American Conference</b>
<u>Yr.</u>	<u>School</u>	<u>Record</u>	<u>Pct.</u>	<u>Notes/Honors</u>
2003	Evansville	24-31	.436	Coached program's first MVC batting champ (Luke Miller)
2004	Evansville	28-32	.467	MVC Tournament 3rd-place finisher; coached program's first MVC rookie of the year (Cody Strait)
2005	Evansville	35-23	.603	Spent most of season in national top-30 (narrowly missed NCAA's); UE's third-most wins since 1995
2006	Evansville	43-22	.662	MVC Coach of the Year; NCAA Charlottesville Regional finalist; MVC reg.-season/tournament champs
<b>4-year Evansville Totals</b>		<b>130-108</b>	<b>.546</b>	<b>Aces improved on their win total every season of the Schrage era</b>
<u>Yr.</u>	<u>School</u>	<u>Record</u>	<u>Pct.</u>	<u>Notes/Honors</u>
2007	Notre Dame	28-28	.500	500th career victory
2008	Notre Dame	33-21-1	.609	Spent most of season in national top-30, including program's first top-25 ranking since 2006
<b>2-year Notre Dame Totals</b>		<b>61-49-1</b>	<b>.554</b>	

**21-Year Head Coaching Record: 537-602-1 (.471)**

**18-Year Division I Coaching Totals: 477-536-1 (.470)**

# Associate Head Coach



**Scott  
Lawler**

**Associate Head Coach  
Third Year at  
Notre Dame  
Simpson College '00**

- 2007 Recruiting Class ranked 4th in the nation (*Collegiate Baseball*)
- 2007 Recruiting Class ranked 6th in the nation (*Baseball America*)
- 2008 Recruiting Class ranked 38th in the nation (*Collegiate Baseball*)
- Recruited 25 players that went on to play professional baseball

Scott Lawler – considered one of the top young coaches in the nation and a product of an impressive baseball pedigree – has been reunited at Notre Dame with head baseball coach Dave Schrage, serving as the baseball program's primary assistant coach and recruiting coordinator his first two years before a promotion to associate head coach this past summer.

The 32-year-old Lawler – whose coaching responsibilities include instructing the Irish hitters and infielders – previously served as an assistant to Schrage for five years (four with the additional role of recruiting coordinator), first at Northern Illinois during the 2001 and '02 seasons and then for three years at Evansville (2003-05).

Lawler returned to his spot alongside Schrage in the summer of 2006, after spending 2005-06 as associate head coach and recruiting coordinator at Arkansas-Little Rock. While at Little Rock, he had the unique opportunity to serve on the staff of his uncle Jim Lawler, whose status as a household name in the world of college baseball includes 22 seasons as a member of the Texas A&M baseball staff and being named national assistant coach of the year in 2003.

The third-year Notre Dame associate head coach has even closer coaching ties, as his father Phil Lawler has coached for the past 32 years in the Chicago area, including 27 seasons as associate head coach of the Naperville Central High School team that won the 2006 Illinois state title. The



elder Lawler is widely known throughout the state's baseball community and has been inducted into the Illinois High School Hall of Fame.

Lawler's ability as a recruiting coordinator was validated during his first months on the job at Notre Dame, as he spearheaded the effort that landed an elite class (the program's current sophomores) that was ranked as high as fourth-best in the nation (per *Collegiate Baseball* magazine).

In addition to his recruiting accomplishments, Lawler coached one of the BIG EAST Conference's top offensive duos – Brett Lilley (.371 batting avg., .512 on-base pct., 55 runs, 31 walks, 28 hit-by-pitch) and A.J. Pollock (.372, 39 R, 32 BB, 11 stolen bases) – during the 2007 season.

His expertise was even more evident last season. Notre Dame finished the 2007 season ranked eighth in batting (.274), ninth in slugging percentage (.371), eighth in on-base percentage (.365), eighth in runs scored (307) and 11th in home runs (24). The Irish improved in each of those categories in 2008, including ranking fourth in batting (.308, 34 points higher than '07), fourth in slugging (.447, 76 points higher than '07), third in on-base (.392, 27 points higher than '07), fifth in runs scored (375, 68 more than '07) and sixth in home runs (41, 17 more than '07).

Notre Dame also re-emerged into the upper echelon of the BIG EAST Conference. In league games only, the Irish ranked either first or second in batting (2nd), on-base percentage (1st), runs scored (t-2nd), RBI (2nd), sacrifice bunts (2nd) and sacrifice flies (1st).

A utility player in his undergraduate days at Morehead State and Simpson College, Lawler has remained a two-way talent on the coaching level with successful stints serving as the hitting coach at Northern Illinois and then the pitching coach for Evansville. He assisted his uncle in overseeing all positions of the team at Arkansas-Little Rock.

Lawler was a key component of Schrage's rebuilding success stories at NIU and Evansville before heading to Little Rock in July of 2005 to coach with his uncle, who targeted his nephew for the staff due to his experience rebuilding programs. In one month's time, the Lawler duo had assembled a new group of eight recruits that was rated by *Collegiate Baseball* magazine among the nation's "best of the rest" (just outside the top-40) for classes entering in the fall of 2005. Prior to leaving for Notre Dame, Lawler had helped his uncle sign a class of 19

for the 2006 season, as the Trojans continued their rebuilding project.

Two UALR pitchers who were coached by Lawler moved on to professional baseball after the 2006 season, as senior Rob Harmon was drafted by the Seattle Mariners while fellow right-hander Trevor Clay was a free-agent signee. Lawler's time in Little Rock also included coordinating the baseball program's budget, fundraising and spring game schedule.

Lawler's three seasons at Evansville saw the Aces pitching staff lower the team ERA every season, culminating in a 4.46 ERA for the 2005 season. Many of the players he recruited ended up being key ingredients in the record-setting 2006 season that featured the Aces winning the Missouri Valley Conference regular-season and tournament titles before reaching the final game of the NCAA Charlottesville Regional (capping a 43-win season). In fact, eight players from that squad signed professional contracts in 2007.

His 2005 recruiting class at Evansville was included among *Collegiate Baseball's* annual "best of the rest" and his 2005 staff featured three pitchers who received all-MVC honors. Most notably, Michael Greenhouse developed under the guidance of Lawler into a 2005 Chicago Cubs draft pick.

Lawler's recruiting highlights included signing eventual 2004 MVC newcomer of the year Cody Strait and 2004 Freshman All-American Pat Tumilty. Prior to leaving Evansville, he signed two prospects who were ranked in the nation's Top 100 by Team One Baseball: Ben Norton (the 2006 MVC newcomer of the year) and catcher Kirk Bascu, who later received all-MVC honors. His numerous duties at Evansville also included organizing the summer camp program, managing compliance needs and team travel.

Schrage and Lawler joined an Evansville program that had won only 22 games in the 2002 season, and then proceeded to guide the Aces in building their victory total each season – including 24-31 in 2003, 28-32 in '04 and 35-23 in '05. The pair earlier had overseen a similar turnaround at Northern Illinois, where Schrage took over a program that had won only four games in the 1999 season. That victory total grew to 24 in 2000 before Lawler joined the staff for a 2001 season that produced the most wins in the history of the program (28-27) and the first winning record by an NIU baseball team in 20 years.

Lawler initially joined the NIU staff as a volunteer assistant but one month later he was moved into the vacant second assistant's position, after making a strong impression on Schrage. He coached the Huskies hitters and outfielders, including Freshman All-America first baseman Trevor Stocking, while also organizing the program's fundraising efforts.

He later was promoted to the additional role of NIU recruiting coordinator for the 2002 season and helped sign a class that produced two Freshman All-Americans (first basemen Scott Simon and pitcher Mark Badgley) and two others – infielder Joe Mazzuca (12th round, Seattle Mariners) and pitcher Nick Hall (free-agent, Philadelphia Phillies) – who eventually were drafted or signed by Major League teams. Another one of his NIU signees, outfielder Mike Santoro, later signed with the San Francisco Giants in 2005. Lawler also took on the duties of infield coach and camp director in 2002.

Lawler's collegiate playing career began at Morehead (Ky.) State, where he played from 1995-98 as a pitcher, outfielder and first baseman before transferring to Simpson College (in Indianola, Iowa) for his senior season.

He played baseball for his father at Naperville Central High School, earning all-conference honors as a senior utility player. Lawler also was a forward on the NCHS basketball team and a football tight end, with all three teams ranked among the state top-25 in his career.

A native of Naperville, Ill., Lawler graduated from Simpson College in 2000 with a bachelor's degree in sports administration. He went on to earn a master's in public service administration from Evansville in 2005. He and his wife, Kim – who also comes from an athletic family and was a member of the cross country team at Northern Illinois – welcomed their son Lucas Raymond to their family on Dec. 21, 2005, and daughter Alexa on Sept. 24, 2007.

## THE LAWLER FILE

- 2008–** – Notre Dame associate head coach  
**2006–08** – Notre Dame assistant coach  
**2005–06** – Ark.-Little Rock associate head coach  
**2003–05** – Evansville assistant coach  
**2001–02** – Northern Illinois assistant coach  
**1995–99** – Two-way player at Morehead State and Simpson College ('99)  
**Education** – graduated from Simpson College in 2000, with degree in sports administration; received master's degree from Evansville in public service administration ('05).  
**Hometown** – Naperville, Illinois  
**Family** – wife Kim, son Lucas, daughter Alexa







## Sherard Clinkscales

Assistant Coach  
Third Year at  
Notre Dame  
Purdue '94

- Five members of 2008 pitching staff drafted (most in school history)
- Two members of 2007 pitching staff drafted
- First round pick by Kansas City Royals in 1992 MLB Draft
- Spent 10 years as a scout in the Atlanta Braves and Tampa Bay Rays organizations

Sherard Clinkscales – a standout pitcher at Purdue and a former Kansas City Royals top prospect who later spent 10 years in Major League scouting – is embarking on his third season as a Notre Dame assistant coach. Clinkscales serves as the Irish pitching coach while also assisting with recruiting and overseeing the program's student welfare operation.

During his first full year at Notre Dame, Clinkscales helped the Irish attract the nation's fourth-ranked recruiting class while also making a positive impact on several of the Notre Dame pitchers. Most notably, David Phelps rebounded from a rocky freshman season to become a first team all-BIG EAST performer in 2007 – when he won eight games and compiled a 1.88 ERA, with 102 strikeouts, only 30 walks and 96 hits allowed in 110.1 innings.

Clinkscales also had a profound impact on another right-hander, Joey Williamson, whose strong junior season in 2007 (2.81, 53 Ks, 16 BB, 51.1 IP) led to him being drafted and signed by the Colorado Rockies. Current junior Eric Maust (3.65, 32 Ks, 7 BB, 44.1 IP) also quickly excelled under the watchful eye of Clinkscales while compiling a 4.6 strikeout-to-walk ratio and a lowly rate of 1.4 walks per 9.0 innings (both marks rank among the best in Irish baseball history).

Clinkscales' efforts with the pitching staff were even more evident in 2008. Notre Dame was the only team in the BIG EAST Conference to place its entire weekend rotation on the all-league ballot. Wade Korpi (6-3, 3.59) and Maust (6-3, 4.52) were each second-team selections, while Phelps (5-5, 4.65) was an honorable-mention choice. Clinkscales' also was instrumental in the development of freshmen hurlers' Ryan Sharpley, Brian



Dupra, Evan Danieli, Todd Miller and Cole Johnson. The quintet combined to make 16 starts for the Irish and posted a 9-8 record with a 4.50 ERA in 160.0 innings of work. They fanned 122 and walked 56.

Major League baseball also noticed Clinkscales' work as the Irish had five members of their pitching staff drafted in the top 24 rounds of the 2008 MLB draft. The previous record for Notre Dame pitchers drafted was three (2006; Jeff Samardzija, Jeff Manship, Tom Thorton). After Kyle Weiland was selected on the first day (third round, Boston Red Sox), Phelps, Korpi, Brett Graffy and Sam Elam were all taken between the 14th and 24th rounds.

A record-setting strikeout ace at Purdue, Clinkscales was the 31st pick in the 1992 Major League draft, going to the Royals as a compensatory pick after the first round. The Royals also selected future big leaguers Michael Tucker, Jim Pittsley, Johnny Damon and Jon Lieber within the first 44 picks of the '92 draft. After injuries cut short his playing career, Clinkscales parlayed his connections into a position with the Atlanta Braves as an area-scouting supervisor (1997-99). The Indianapolis native later was the Tampa Bay Devil Rays assistant director of scouting (1999-2001) and returned to the Braves as an area scouting supervisor (2001-05) before being promoted to the position of professional scout in 2005-06.

The son of former minor-league baseball player Lester Clinkscales – a left-handed pitcher who reached triple-A Indianapolis during an 11-year career in the White Sox organization – the younger Clinkscales was an all-county pitcher at Brebeuf Jesuit High School. He also was an all-county point guard for the BJHS basketball team that beat powerhouse Pike in the 1989 sectionals before losing on a last-second shot to a Lawrence North squad led by future North Carolina standout Eric Montross. His teammates at Brebeuf Jesuit included future NBA player Alan Henderson.

Clinkscales was a scholarship baseball player at Purdue while also playing for Gene Keady's 1989-90 basketball team, as an invited walk-on (he turned down full scholarship offers from D-I basketball schools). His breakout baseball season came as a junior, earning ABCA all-region and first team all-Big Ten Conference honors while leading longtime coach Dave Alexander's 1992 squad in ERA (2.34), strikeouts (87), wins (7), complete games (9) and innings (80.2). He earlier was invited to attend tryouts for the 1991 United States Olympic team.

His pro career included playing with the single-A Eugene (Ore.) Emeralds and Rockford (Ill.) Royals, before being released in 1995. He earlier returned to Purdue to complete his

requirements before graduating in 1994 with a degree in history.

Clinkscales was contacted in 1996 by then Atlanta Braves assistant general manager Dean Taylor (now Vice President-Baseball Operations/Assistant General Manager of the Kansas City Royals) and made a strong impression in his interview with GM John Schuerholz and director of scouting Paul Snyder, a legend in the scouting community. Clinkscales went on to serve in 1997 as the Braves' area scouting supervisor for the mid-Atlantic region and held the same title in 1998-99 for the Midwest region. In his mid-Atlantic position, Clinkscales replaced Dayton Moore – who has gone on to become assistant GM for the Braves and general manager of the Royals.

The role of area scouting supervisor involved overseeing evaluations of high school and college players, with associate scouts reporting directly to Clinkscales. He also handled scouting big-league clubs during those years.

Clinkscales first crossed paths with the current Notre Dame head coach in 1998, when Dave Schrage was at Northern Iowa. The Braves later used their seventh-round pick in 1998 to select UNI's Scott Sobkowiack, who pitched with the big-league club before career-ending elbow surgery.

The fall of 1999 saw Clinkscales become assistant director of scouting with a Devil Rays franchise owned by Notre Dame graduate Vince Naimoli. He evaluated elite players nationwide while coordinating draft operations and handling all budgeting for domestic and international scouting. While in Tampa, he completed a 2001 executive training program and worked alongside respected talent evaluator Dan Jennings (now the Florida Marlins Vice President, Player Personnel and Assistant General Manager).

Clinkscales returned to the Braves in the fall of 2001 and served four years as an area-scouting supervisor in Indiana, Kentucky, Ohio and Tennessee. Clinkscales' most recent position of professional scout included evaluating minor-leaguers in the Carolina and Midwest leagues. He also served as an advance scout in the 2004-05 playoffs, providing a complete scouting report of the Boston Red Sox.

In the role of professional scout, Clinkscales – who was instrumental in signing Australian National Team standout and eventual Major League pitcher Peter Moylan – reported directly to Schuerholz and Moore, who accepted his new post with the Royals in 2006.

During recent off-seasons, Clinkscales worked alongside co-founder Scott McGowan with After Sport Group, an organization that conducts on-campus career workshops for student-athletes.

Clinkscales emerged as one of the nation's top prospects as a junior at Purdue. The three-year starter compiled a 5.01 career ERA and 14-14 record in 41 appearances (36 starts), with 190 strikeouts, 173 walks and 38 more innings pitched (196) than hits allowed (158). His 14 complete games included three solo shutouts and a no-hitter. He still owns Purdue's top career strikeout average (8.72 Ks/9 IP), ranks fourth in fewest hits allowed per 9.0 innings (7.26, best since '71) and eighth in strikeouts (190, most among three-year players).

His 1992 season ranks among the best ever at Purdue, as he tied team records for strikeouts (87) and complete games (9) while posting a 2.34 ERA that is second-best in the record book and tops in the past 40 years. His 1992 strikeout average (9.71/9 IP) was best in Purdue history and now ranks second, while his 6.0 hits allowed per 9.0 IP is best by a Purdue pitcher since the late 1960s (sixth overall).

After compiling similar seasons in 1990 (6.13, 4-6, 55 Ks, 57 BB, 48 H in 61.2 IP), and 1991 (7.71, 3-4, 48 Ks, 58 BB, 56 H, 53.2 IP), Clinkscales had the breakout that earned him the second-most votes for 1992 Big Ten pitcher of the year. During his junior season, Purdue split a pair of games versus a 1992 Notre Dame squad that featured future big leaguers Craig Counsell and Chris Michalak.

Clinkscales was a member of the 1989-90 Purdue basketball team that finished as Big Ten runner-up and lost to Texas in the NCAAAs. His teammate and roommate on the road was Matt Painter, now head coach of the Boilermakers.

He and his wife, the former Trisha Lashan Smith (a graduate of Ball State), were married in 1995 and are the parents of a son, Alex (10), and a daughter, Tara (9).

### THE CLINKSCALES FILE

- 2006** – Notre Dame assistant coach  
**2005-06** – Atlanta Braves professional scout  
**2001-05** – Atlanta Braves area scouting supervisor  
**1999-2001** – Tampa Bay Devil Rays assistant director of scouting  
**1996-99** – Atlanta Braves area scouting supervisor  
**1992-95** – Minor-league career (Royals)  
**1990-92** – Standout pitcher at Purdue, selected by K.C. Royals with 31st overall pick in '92 draft  
**Education** – graduated from Purdue in 1994, with a degree in history; currently pursuing graduate degree in educational leadership  
**Hometown** – Indianapolis  
**Family** – wife Trisha, son Alex, daughter Tara

# Assistant Coach



**Graham Sikes**

**Volunteer Assistant Coach  
Second Year at Notre Dame  
Liberty '02**

Graham Sikes will begin his second season on the Notre Dame baseball coaching staff after spending the previous season as an assistant coach at James Madison University. Sikes will serve as the volunteer assistant coach for the Irish, with primary coaching duties for the catcher and outfielder positions. He also will oversee Notre Dame's expansive baseball camp operation and helps coordinate the program's annual Opening Night Dinner.

## THE SIKES FILE

**2008-** – Notre Dame volunteer assistant  
**2006-07** – James Madison volunteer assistant  
**2005-06** – Young Harris College assistant coach  
**2005 (summer)** – Florence RedWolves (CPL) assistant coach  
**2005** – Nicholls State assistant coach  
**2004 (fall)** – Independence (Kan.) C.C. assistant coach  
**1998-2002** – Catcher at Liberty University  
**Education** – undergraduate degree from Liberty in 2002, in Health & Physical Education; graduate degree from Emporia State in 2006, in Health & Physical Education  
**Hometown** – Independence, Kan.

Sikes was instrumental in the major improvement of the Irish defense in 2008. Notre Dame ranked sixth in fielding percentage (.962) and fifth in fewest errors (82) in 2007, but vaulted into first in fielding (.973) and second in fewest errors (59, 23 fewer than '07) in 2008. The Irish led the BIG EAST Conference in fielding percentage and fewest errors in league games only. In fact, the .973 fielding percentage topped the previous school record of .972 set during the 2006 campaign. The Irish also turned 65 double plays, which was the third-most in school history. Sean Gaston and Cameron McConnell, the two catchers to start games for Notre Dame last year, each committed just two passed balls.

Sikes was an assistant at James Madison in the 2007 season and helped instruct the Dukes hitters while working directly with the catchers, the position he played at Liberty University. He had been promoted to recruiting coordinator at JMU three weeks before accepting the invitation to join Dave Schrage's staff at Notre Dame.

Sikes previously was the recruiting coordinator, hitting coach and catcher's coach at Young Harris (Ga.) College in 2005-06, helping guide a Mountain Lions team that racked up 48 wins while being ranked eighth among the nation's junior college teams.

His first coaching position came in the fall of 2004, when Sikes was named the assistant coach for Independence (Kan.) Community College and worked primarily with the team's hitters, catchers and outfielders. After the fall season at Independence, Sikes earned an assistant coaching position at Nicholls State (La.) University and went on to work with the team's catchers while assisting with the hitters during the 2005 spring season. He helped Nicholls State player John Brummet make the transition from third base to catcher, with that position switch helping land Brummet a professional contract with the Oakland Athletics' organization (he went on to be promoted to AAA in his first professional season).

From 2005-2007, Sikes worked for the Pittsburgh Pirates as an associate Major league Baseball scout, with his coverage area including Georgia, North Carolina, South Carolina and Virginia.



Sikes was a four-year letterman at Liberty in Lynchburg, Va., helping lead the Flames to a pair of Big South Conference championships and two NCAA Regional appearances. During his career as the Flames catcher, Sikes threw out better than 50-percent of attempted base-stealers. He started behind the plate for the team's win over Seton Hall in the South Atlantic Regional, producing the school's first NCAA Tournament victory in any sport.

During his senior season, Liberty finished among the nation's top-10 leaders in nearly every offensive statistic – as Sikes was part of a team that hit .337 with 86 home runs, 30 triples, 151 doubles and 111 stolen bases. Twenty-four of his Liberty teammates went on to careers in professional baseball.

Sikes earned his undergraduate degree from Liberty in 2002 and went on to earn a master's degree in health and physical education from Emporia (Kan.) State University in 2006.





# Support Staff

## Notre Dame Baseball Assistant Coaches (1952-2008)

Gene Ritzenthaler ..... 1952  
 Jim Gibbons ..... 1958-61, '62#  
 Chuck Lennon ..... 1962-66  
 Tom Kelly ..... 1967-68  
 John Counsel ..... 1969-72  
 Tim McNeil ..... 1975  
 Jeff Jeffers ..... 1976  
 Joseph (Ray) Lentych ..... 1977-88  
 Larry Gallo ..... 1979-80\*  
 Brian Gallaway ..... 1988  
 Jeff Nate ..... 1989  
 Fred Petersen ..... 1989  
 Mike Gibbons ..... 1989-92  
 John Flanagan ..... 1990-91  
 Mike Moshier ..... 1991  
 Gary Tuck ..... 1992-93  
 Brian Cleary ..... 1992-93

Cory Mee ..... 1993\*, '95-'99  
 Jeff Forney ..... 1994  
 Doug Schreiber ..... 1994  
 Hap Durkin ..... 1994\*  
 Brian O'Connor ..... 1995-2003  
 Todd Marazita ..... 1995\*  
 Dusty Lepper ..... 2000-02  
 Wally Widelksi ..... 2001-03\*  
 David Grewe ..... 2003-05  
 Terry Rooney ..... 2004-06  
 John Gumpf ..... 2004-06\*  
 Cliff Godwin ..... 2006  
 Scott Lawler ..... 2007-  
 Sherard Clinkscales ..... 2007-  
 John Fitzgerald ..... 2007\*  
 Graham Sikes ..... 2008-\*

\*-volunteer coach; #-freshman coach



Gene Ritzenthaler



Chuck Lennon




John Counsell



Jeff Jeffers



Ray Lentych



Mike Gibbons



Gary Tuck



Brian O'Connor



Cory Mee



*Future Boston Red Sox Hall of Famer Carl Yastrzemski – seen here receiving tips from former Irish assistant Jim Gibbons – attended Notre Dame in 1957-58 but pursued his pro career before he could join the Irish varsity.*

## Baseball Support Staff

### Scott Stansbury, Athletic Trainer

(574) 631-7100 / 3302

### Josh Berlo / Laura Woodward, Ticket Office

(574) 631-7356

### Dan Brazo, Eck Stadium Field Maintenance

(574) 631-7081 / 7962

### Jim Fraleigh, Baseball Administrator

(574) 631-5450

### Dan Hennessey / Kelley Daniels Student Managers

(574) 631-9476 / 6366

### Charmelle Green, Student Welfare & Development

(574) 631-4606

### Rick Perry, Strength and Conditioning

(574) 631-7890

### Nicole Brochu, Promotions

(574) 631-3264

### Michael Bertsch, Sports Information

(574) 631-7516, Fax: 631-7941

Home/Cell: (574) 532-4154

Press Box: (574) 631-9018 / 9476

### Chad Grotegut, Academic Services

(574) 631-4478

### Tony Yelovich, Game Management

(574) 631-4893



Scott Stansbury  
Athletic Training



Rick Perry  
Strength & Conditioning



Michael Bertsch  
Sports Information



Jim Fraleigh  
Associate A.D.



Chad Grotegut  
Academic Services



Dan Hennessey  
Senior Manager



Kelley Daniels  
Junior Manager



Dan Brazo  
Field Maintenance



Nicole Brochu  
Promotions



Josh Berlo  
Ticket Office



Dr. David Bankoff  
Team Orthopedist



Dr. Jim Moriarity  
Team Physician



One great program deserves another.





# Season in Review



*4,600 people attended the game at U.S. Cellular Field between Notre Dame and Northern Illinois with all the ticket proceeds (over \$50,000) benefiting the NIU February 14 Scholarship Fund. The crowd was the largest for an Irish game since June 5, 2005, when 4,851 saw Florida defeat Notre Dame in the NCAA Gainesville Regional.*



# Season in Review

**POLLOCK, MILLS HEADLINE IRISH ALL-BIG EAST SELECTIONS** – David Mills and A.J. Pollock were each awarded all-BIG EAST first team, while Wade Korpi and Eric Maust earned second team and David Phelps took home third team honors at the 2008 BIG EAST Tournament opening ceremonies. The weekend trio of Phelps, Korpi and Maust started 25 of the 26 league games for Notre Dame. The Irish were the only team to have their entire weekend rotation awarded with all-league honors.

**IRISH ABUNDANCE ON DRAFT DAY** – Notre Dame had one of its most successful draft classes ever as Major League Baseball teams selected six players during the 2008 First-Year Player Draft. Kyle Weiland was the first Irish player selected. The Boston Red Sox snagged him in the third round. Just four previous Notre Dame pitchers were drafted in a higher round than Weiland – most notably current big leaguers Brad Lidge (1st round, 1998, Astros) and Aaron Heilman (1st round, 2001, Mets; after supplemental pick between 1st and 2nd round in 2000, Twins). Five more Notre Dame players were chosen on the second and final day of the draft, including Phelps (14th round, New York Yankees), Korpi (20th round, Florida Marlins), Brett Graffy (23rd round, Chicago White Sox), Sam Elam (24th round, Colorado Rockies) and Brett Lilley (29th round, St. Louis Cardinals). The six players drafted tied for the most ever for the Irish, equaling the total from the 2001 draft, and surpassed the previous school record for picks within the first 30 rounds (five, 2004).

**IN MEMORY** – 4,600 people attended the game at U.S. Cellular Field between Notre Dame and Northern Illinois with all the ticket proceeds (over \$50,000) benefiting the NIU February 14 Scholarship Fund. The crowd was the largest for an Irish game since June 5, 2005, when 4,851 saw Florida defeat Notre Dame in the NCAA Gainesville Regional.

**SILVER STREAKING** – Notre Dame recorded an 11-game winning streak, which began on April 4 and ended on April 19. The streak was the second longest in the country at

the time. All but four (1997, 2000, 2005 and 2007) of the 14 previous seasons has featured at least one double-digit winning streak (with two in both 1998 and 2004). It was the longest since Notre Dame won a school-record 23 straight from March 25–April 24 of the 2006 season. Over the streak, the Irish outscored their opponents, 92–38 (8.4 to 3.5). Notre Dame batted .367 and registered a 2.91 earned run average.

**NOTRE DAME ROAD WARRIORS** – Despite the sweep by USF to end the regular season, Notre Dame finished the regular season 11–5 on the road. The Irish won just four games on the road in all of 2007 (4–11). Notre Dame, which put together a seven-game road winning streak, had not won seven straight road games since the 2006 campaign. The Irish also opened BIG EAST play with seven straight road wins. The Irish had never opened 7–0 on the road in conference play. In fact, Notre Dame had won seven straight BIG EAST road games just once before in school history (2006).

Notre Dame won 10 BIG EAST road games in 2008. The Irish fell one victory shy of breaking the single-season record for most BIG EAST victories in school history. The Irish won 10 league road games in both 1999 and 2002.

**WEEKEND ROTATION SET IN STONE** – Notre Dame battled through all kinds of injury problems and inconsistency in 2007 with its weekend rotation. The Irish used seven different pitchers in the rotation for BIG EAST series. Phelps was the only Notre Dame pitcher to start all nine regular season conference weekends. On the contrary in 2008, the Irish trio of Phelps, Korpi and Maust started 25 of their 26 regular season league games. Notre Dame also used a total of four pitchers in BIG EAST games during 2006 (Jeff Samardzija, Jeff Manship and Tom Thorton made 26 of 27 league regular season starts).

**LILLEY STANDS ALONE** – Lilley set a new NCAA Division I record in the second inning of the 13–8 victory over Manchester College on April 9 when he was plunked for the 93rd time in his career, breaking the previous all-time NCAA Division I record held by Tony Hurtado of San Francisco (1997–00). Lilley set the record in 203 games, 18 fewer than Hurtado. He had already broken the Notre Dame school record of 84 (now third most in NCAA history) held by Cody Rizzo (2003–06) earlier in the season. Lilley would finish his career with 109 career HBPs, surpassing both the NCAA Division II and III records to claim the all-division mark. He was

plunked by 81 different pitchers and 45 different teams over his career. Lilley was hit-by-pitch three or more times in a single game on five different occasions, including the Notre Dame single-game school record of four. Lilley came around to score 40 times on the 109 career HBPs.

**LILLEY SPLASHED THROUGHOUT IRISH RECORD BOOKS** – Due in large part to the NCAA record 109 career HBPs and a .336 career batting average, Lilley's career on-base percentage of .479 ranks fourth all-time at Notre Dame. He is one of seven Irish baseball players ever to be named all-BIG EAST three or more times, earning third team honors in 2007 (along with second team, 2006; third team, 2005). Lilley, the 2005 BIG EAST Rookie of the Year, is all over the Notre Dame career record book. He is tied for fourth in sacrifice bunts (30) and tied for fifth in total sacrifices (38). Lilley also ranks among the top 10 all-time in the following categories: games played (231, 7th), games started (231, 4th), at-bats (816, 5th), hits (274, 6th), runs scored (212, 4th), walks (122, 7th) and assists (571, 5th).



Sophomore A.J. Pollock was named first team all-BIG EAST in 2008. He batted .352 with 15 doubles, three triples, four home runs, 42 RBI and 28 stolen bases. A two-time BIG EAST Player of the Week selection, Pollock led the Irish in batting, hits (76), doubles (tied), total bases (109), sacrifice flies (7), stolen bases, at bats (216), games played (tied, 55) and games started (tied, 55).







*Junior Evan Sharpley turned his attention to baseball almost exclusively last spring and the development was evident. He led the Irish in home runs (13) and slugging percentage (.691). He batted .324 with 11 doubles, 13 home runs and 40 RBI. He became the 20th different Irish player to ever reach the 10 home run plateau in a single season and first since Matt Edwards in 2005. Sharpley was named BIG EAST Player of the Week on March 24 after carrying Notre Dame to a sweep over Georgetown (batted .545 with three home runs and nine RBI in the series).*

**MILLS FOR PRESIDENT** – Mills, who went hitless in two at bats as a freshman in 2007, exploded onto the scene for the Irish this past season. He was inserted into the starting lineup against Buffalo on March 14 (11 games into the year). Mills made an immediate impact in the two hole for Notre Dame. He batted .349 with two doubles, six triples, two home runs and 26 RBI. Mills also excelled in situational hitting for the Irish, registering a team and BIG EAST best 19 sacrifice bunts (which ranked second in the NCAA when the Notre Dame season ended). Mills also added four sacrifice flies and drove in a runner from third base with less than two out at a .700 (7-for-10) clip. He was one of three Irish players to earn BIG EAST Player of the Week honors (Apr. 21). Mills not only recorded a 13-game hitting streak that included back-to-back three hit games against Villanova on April 11 and 12, but he also registered a 10-game hitting streak. In all, Mills recorded at least one hit in 35 of the 43 games he played. His 19 sacrifice bunts bested Lilley's previous single-season record (16) set during the 2006 season.

**SHARPLEY FOUND BASEBALL GROOVE** – Evan Sharpley went back-and-forth the past two seasons with both football and baseball during the spring. He dedicated most of the 2007 spring with football as he competed to earn the starting quarterback job, but Sharpley turned his attention to

baseball almost exclusively this spring and the development was evident. He led the Irish in home runs (13) and slugging percentage (.691). He played in 51 games and started 33. Sharpley, the second Irish player to ever throw a touchdown pass and hit a home run in the same academic year, batted .324 with 11 doubles, 13 home runs and 40 RBI. He became the 20th different Irish player to ever reach the 10 home run plateau in a single season and first since Matt Edwards in 2005. Sharpley was named BIG EAST Player of the Week on March 24 after carrying Notre Dame to a sweep over Georgetown (batted .545 with three home runs and nine RBI in the series).

#### **BREZOVSKY NOT TO BE OVERSHADOWED**

– Ross Brezovsky saved the best season of his career for his final one. Brezovsky batted .338 with four home runs and 35 RBI. He hit even better in BIG EAST games, ranking seventh in the league (league games only) with a .371 average, three home runs and 18 RBI. Brezovsky's season turned for the better after moving down in the order. He hit third over the first 10 games for the

Irish and batted .257 with seven RBI, but after his move to the fifth or sixth-hole Brezovsky batted .361 (57-for-158) with 33 runs scored, 10 doubles, four home runs and 28 RBI.

Brezovsky put together a career-best hitting streak of 22 games. He hit .397 (31-for-78) over the streak with two home runs and 19 RBI. The 22-game hitting streak was the longest since 1995 and the longest on record in school history.

#### **POLLOCK ON A ROLL**

– Pollock led Notre Dame in hitting for the second consecutive season. He batted .352 with 15 doubles, three triples, four home runs and 42 RBI. Pollock led Notre Dame in batting average, stolen bases (28), hits (76), total bases (109), sacrifice flies (7), at-bats (216), games played (tied, 55) and games started (tied, 55). He threatened the .400 mark, but struggled down the stretch due to an 11-for-53 skid to end the season. Pollock is a .362 career hitter over his brief two-year career and has a chance to become the second Notre Dame player ever to lead the Irish in hitting three straight years (Steve

Stanley, 2000-02). He was named BIG EAST Player of the Week two consecutive weeks in April. Over that stretch (eight games), Pollock hit .567 with 14 runs scored, four doubles, two triples, two home runs and 11 RBI. He also was a perfect 5-for-5 in stolen bases.

Pollock spent 11 games in the two hole to open the year and batted .298 with three extra-base hits and six RBI, but following his move to the three spot (44 games), Pollock hit .371 with 44 runs scored, 19 extra-base hits and 36 RBI. After opening the season just 3-for-17 over his first four games, Pollock batted .367 (73-for-199) over the last 51 games. He recorded a team-high 25 multi-hit games this season (also led the Irish with 26 a season ago).

#### **LANGFORD RETURNS FROM TOMMY JOHN**

– Tony Langford fully recovered from missing all of 2006 and most of 2007 with Tommy John surgery. Langford went 2-0 with a 1.27 earned run average in 19 appearances. The Irish were 13-5 when Langford made an appearance. He allowed one run in his final 18.2 innings of work. Langford even registered a streak of 15.1 scoreless innings of relief.

**SUPER SAVER** – Weiland picked up a save in four straight outings (Apr. 8-16) against the likes of Valparaiso, Villanova (twice) and Northern Illinois. He finished the season with seven saves, which gave Weiland 25 for his career and moved him ahead of John Corbin (20, 1997-00), Ryan Doherty (20, 2003-05) and J.P. Gagne (20, 2000-03) for the Irish all-time record. He converted seven of his nine save chances in 2008.



*Kyle Weiland, who finished his career as Notre Dame's all-time saves leader, was drafted in the third round of the 2008 MLB Draft by the Boston Red Sox. Just four previous Notre Dame pitchers were drafted in a higher round than Weiland - most notably current big leaguers Brad Lidge (1st round, 1998, Astros) and Aaron Heilman (1st round, 2001, Mets; after supplemental pick between 1st and 2nd round in 2000, Twins).*

# Season in Review

**LILLEY ACADEMIC ALL-AMERICAN AGAIN** – Lilley was named an *ESPN The Magazine* first team Academic All-American as selected by the College Sports Information Directors of America for the second straight year. He is the first Irish baseball player to ever earn first team distinction on multiple occasions. Lilley was the school's 199th all-time Academic All-America selection. His honor marks the 12th time this decade that a Notre Dame baseball player has received Academic All-America recognition. The Irish baseball program now has seen 18 different players combine for 25 Academic All-America awards (since 1977), with Lilley becoming the 10th different Irish baseball player to be a first team Academic All-American. He is the seventh Notre Dame baseball player ever to repeat as an Academic All-American (the other six who have done so include Loughran, Peltier, Binkiewicz, Naumann, Stavisky and Sollmann).

**KORPI REBOUNDS FROM DISAPPOINTING 2007** – Korpi (6-3, 3.61 ERA) made 13 starts for a total of 77.2 innings pitched and allowed 78 hits along



Brett Lilley set a new NCAA Division I record in the second inning of the 13-8 victory over Manchester College on April 9 when he was plunked for the 93rd time in his career, breaking the previous all-time NCAA Division I record held by Tony Hurtado of San Francisco (1997-00). Lilley set the record in 203 games, 18 fewer than Hurtado. He would finish his career with 109 career HBPs, surpassing both the NCAA Division II and III records to claim the all-division mark.

**Jeremy Barnes (Jr., 2B)**  
BIG EAST Honor Roll (May 5)

**Evan Danieli (Fr., RHP)**  
Rated by *Baseball America* as BIG EAST's fourth-best newcomer for 2008 season  
Rated by *Baseball America* as nation's 31st-best freshman prospect

**Brian Dupra (Fr., RHP)**  
Rated by *Baseball America* as BIG EAST's third-best newcomer for 2008 season  
Rated by *Baseball America* as nation's 19th-best freshman prospect

**Sam Elam (Jr., LHP)**  
MLB Draft Selection – Colorado Rockies (23rd round)

**Brett Gaffy (Jr., RHP)**  
MLB Draft Selection – Chicago White Sox (24th round)

**Wade Korpi (Sr., LHP)**  
Second Team All-BIG EAST  
MLB Draft Selection – Florida Marlins (20th round)

**Brett Lilley (Sr., SS)**  
College Baseball Foundation National All-Star Lineup (Week 7)  
BIG EAST/Aéropostale Scholar-Athlete  
*ESPN The Magazine* Academic All-District First Team  
*ESPN The Magazine* Academic All-American First Team  
Rated by *Baseball America* as BIG EAST's best defensive shortstop  
MLB Draft Selection – St. Louis Cardinals (29th round)

**Sean Gaston (Sr., C)**  
*ESPN The Magazine* Academic All-District First Team

**Eric Maust (So., RHP)**  
Second Team All-BIG EAST  
BIG EAST Honor Roll (Mar. 24)

with 39 walks with 58 strikeouts. He surrendered five home runs (just one over his last 11 starts) and opponents batted .261 against him. Korpi, who went 7-2 in 2006 with a 2.00 earned run average, picked up his first victory since Feb. 17, 2007 (a span of 10 starts and 14 appearances) against South Alabama on March 8. He made it five straight victories after his outings against Southern Illinois on March 15 (6IP, 3H, 0R), Georgetown on March 21 (7IP, 1ER, 3H, 4K),

## HONORS/AWARDS

**David Mills (So., DH/LHP)**  
First Team All-BIG EAST  
BIG EAST Player of the Week (Apr. 21)

**David Phelps (Jr., RHP)**  
Third Team All-BIG EAST  
BIG EAST Pitcher of the Week (Apr. 14)  
BIG EAST Honor Roll (Mar. 3)  
Clemens Award Watch List  
Wallace Award National Player Of The Year Watch List  
Preseason All-BIG EAST first team  
Preseason 1st Team All-BIG EAST by *Baseball America*  
Rated by *Baseball America* as BIG EAST's sixth best prospect for 2008 MLB Draft  
Rated by *Baseball America* as BIG EAST's best control  
MLB Draft Selection – New York Yankees (14th round)

**A.J. Pollock (So., OF)**  
First Team All-BIG EAST  
BIG EAST Player of the Week (Apr. 14)  
BIG EAST Player of the Week (Apr. 7)  
Rated by *Baseball America* as BIG EAST's second-best prospect for 2009 MLB Draft  
Rated by *Baseball America* as BIG EAST's best pure hitter

**Evan Sharples (Jr., 1B)**  
College Baseball Foundation National All-Star Lineup (Week 4)  
BIG EAST Player of the Week (Mar. 24)  
BIG EAST Honor Roll (Mar. 10)

**Kyle Weiland (Jr., RHP)**  
Preseason 1st Team All-BIG EAST by *Baseball America*  
Rated by *Baseball America* as BIG EAST's top prospect for 2008 MLB Draft  
Rated by *Baseball America* as 59th overall college prospect for 2008 MLB Draft  
Rated by *Baseball America* as BIG EAST's best fastball  
Rated by *Baseball America* as BIG EAST's best breaking ball  
MLB Draft Selection – Boston Red Sox (3rd round)

Cincinnati on March 29 (6.1IP, 8H, 2ER, 5K) and Villanova on April 12 (6.0IP, 7H, 3ER, 3K). Korpi closed the season with three straight quality starts. He allowed only two earned runs on five hits in 7.2 innings of work against St. John's on April 26 then went 7.0 innings and allowed no earned runs with eight strikeouts versus UConn on May 3 before fanning 10 in 6.2 innings (two ER on seven hits) against USF on May 16.





# 2008 Offensive Statistics

## Notre Dame Baseball 2008 Position Player Statistics – 33-21-1, 16-10 BIG EAST

Player	AVG	GP-GS	AB	R	H	2B	3B	HR	RBI	SLG%	BB	HBP	SO	OB%	SF	SH	SB	PO	A	E	FLD%
4 POLLOCK,AJ	.352	55-55	216	49	76	15	3	4	42	.505	24	4	10	.414	7	3	28-31	116	2	3	.975
BIG EAST	.320	26-26	103	22	33	6	1	1	21	.427	13	3	6	.395	5	3	12-15	55	1	1	.982
5 MILLS,David	.349	43-42	166	28	58	2	6	2	26	.470	10	1	17	.381	4	19	9-9	7	2	0	1.000
BIG EAST	.407	26-26	113	19	46	2	3	2	21	.531	4	0	10	.420	2	10	5-5	5	0	0	1.000
7 BREZOVSKY,Ross	.338	55-55	195	38	66	11	1	4	35	.467	28	5	18	.425	5	7	1-3	78	2	2	.976
BIG EAST	.371	26-26	97	17	36	7	0	3	18	.536	14	2	8	.448	3	3	1-1	46	1	1	.979
15 SHERRY,Greg	.315	47-42	143	27	45	9	0	2	14	.420	17	4	23	.400	1	8	1-3	26	82	8	.931
BIG EAST	.299	26-24	87	16	26	4	0	1	10	.379	10	4	13	.392	1	5	1-2	14	47	3	.953
20 BARNES,Jeremy	.307	55-53	199	40	61	15	1	8	50	.513	29	2	25	.395	3	4	3-6	86	153	6	.976
BIG EAST	.257	26-26	101	23	26	5	0	5	24	.455	16	2	11	.364	2	2	1-3	48	73	4	.968
2 LILLEY,Brett	.297	55-55	202	62	60	7	2	2	34	.381	31	31	26	.459	2	2	9-14	81	133	12	.947
BIG EAST	.253	26-26	99	31	25	4	1	0	12	.313	13	16	12	.419	1	1	2-4	45	78	5	.961
11 GASTON,Sean	.287	49-46	167	27	48	7	1	0	27	.341	27	2	17	.391	1	5	3-3	312	18	3	.991
BIG EAST	.322	25-25	90	15	29	6	0	0	11	.389	14	2	10	.425	0	4	1-1	162	7	2	.988
17 BOOCKFORD,Billy	.275	49-44	149	21	41	10	0	1	26	.362	15	0	24	.333	4	10	0-0	78	1	3	.963
BIG EAST	.261	22-21	69	10	18	3	0	0	12	.304	10	0	11	.354	0	8	0-0	48	1	2	.961
10 CONNOLLY,Ryan	.500	8-0	4	2	2	0	0	0	1	.500	0	0	1	.500	0	0	0-0	0	0	0	.000
36 PETZOLD,Herman	.500	2-0	2	1	1	1	0	0	0	1.000	0	0	0	.500	0	0	0-0	1	2	1	.750
12 ASHDOWN,Brayden	.393	22-3	28	7	11	3	0	1	4	.607	1	1	7	.433	0	2	1-1	14	0	0	1.000
BIG EAST	.357	8-2	14	5	5	1	0	0	1	.429	0	0	4	.357	0	1	0-0	8	0	0	1.000
8 SHARPLEY,Evan	.324	51-33	136	22	44	11	0	13	40	.691	14	1	47	.388	1	0	1-1	219	24	5	.980
BIG EAST	.301	25-18	73	11	22	5	0	6	21	.616	9	1	28	.381	1	0	0-0	135	13	1	.993
26 DOYLE,Mick	.313	24-11	48	10	15	4	0	0	6	.396	4	0	11	.358	1	5	0-0	26	30	5	.918
BIG EAST	.313	8-2	16	1	5	2	0	0	1	.438	1	0	4	.353	0	0	0-0	11	5	0	1.000
55 SCIOSCIA,Matt	.308	16-5	26	4	8	2	0	1	4	.500	3	0	7	.379	0	0	0-0	8	0	0	1.000
BIG EAST	.222	4-2	9	0	2	1	0	0	1	.333	0	0	1	.222	0	0	0-0	0	0	0	.000
29 INTLEKOFER,Ryne	.286	19-2	14	5	4	0	2	0	5	.571	1	2	4	.389	1	0	0-0	9	14	0	1.000
BIG EAST	.200	7-1	5	1	1	0	0	0	3	.200	0	2	2	.375	1	0	0-0	6	7	0	1.000
38 MARTIN,Casey	.281	50-24	89	17	25	3	1	3	18	.438	9	4	18	.365	2	2	0-0	260	12	0	1.000
BIG EAST	.297	23-8	37	7	11	0	0	2	7	.459	4	1	8	.381	0	0	0-0	104	4	0	1.000
32 TATE,Golden	.262	18-9	42	6	11	3	0	0	4	.333	2	0	10	.295	0	2	3-5	18	0	0	1.000
BIG EAST	.667	2-0	3	1	2	0	0	0	2	.667	0	0	1	.667	0	0	0-0	0	0	0	.000
28 MCCONNELL,Cam	.200	15-10	35	6	7	2	0	0	3	.257	1	0	6	.222	0	0	0-0	63	7	1	.986
BIG EAST	.000	3-1	9	0	0	0	0	0	0	.000	0	0	2	.000	0	0	0-0	12	1	0	1.000
44 CASEY,David	.185	12-5	27	2	5	3	0	0	5	.296	3	1	7	.290	0	0	0-0	22	1	0	1.000
BIG EAST	.250	2-0	4	0	1	1	0	0	0	.500	0	0	1	.250	0	0	0-0	0	0	0	.000
42 ADAMS,Ty	.167	8-1	6	0	1	0	0	0	0	.167	1	0	4	.286	0	0	0-0	18	0	1	.947
30 HARFORD,Will	.000	7-0	5	0	0	0	0	0	0	.000	2	0	2	.286	0	0	0-0	0	0	0	.000
14 MENDIOLA,Eddy	.000	4-0	4	0	0	0	0	0	0	.000	0	0	1	.000	0	0	0-0	0	0	0	.000
41 WARRENDER,Bill	.000	4-0	2	0	0	0	0	0	0	.000	0	0	1	.000	0	0	0-0	2	0	0	1.000
27 SORIANO,Chris	.000	4-0	2	0	0	0	0	0	0	.000	1	0	1	.333	0	0	0-0	1	0	0	1.000
19 MILLER,Todd	.000	1-0	1	0	0	0	0	0	0	.000	0	0	1	.000	0	0	0-0	1	3	0	1.000
BIG EAST	.000	1-0	1	0	0	0	0	0	0	.000	0	0	1	.000	0	0	0-0	1	3	0	1.000
25 KATICH,Matt	.000	4-0	1	0	0	0	0	0	0	.000	0	1	1	.500	0	0	0-0	9	0	0	1.000
48 WIAND,Andrew	.000	3-0	0	1	0	0	0	0	0	.000	0	0	0	.000	0	0	0-0	0	0	0	.000
Totals	.309	55-55	1909	375	589	108	17	41	344	.447	223	59	289	.392	32	69	59-76	1481	576	58	.973
BIG EAST	.310	26-26	930	179	288	47	5	20	165	.435	108	33	133	.395	16	37	23-31	713	288	23	.978
Opponents	.272	55-55	1895	275	515	74	6	39	248	.379	187	49	392	.350	13	39	65-75	1446	614	81	.962
BIG EAST	.268	26-26	900	108	241	37	1	17	100	.368	83	20	176	.342	3	21	34-40	710	299	40	.962

**Bold** indicates 2009 returning players

## Final 2008 Miscellaneous Statistics

**Stolen-Base Percentage:** Notre Dame .776, Opponents .867

**Left On Base:** Notre Dame 471, Opponents 427

**Grounded Into Double Plays:** Notre Dame 39, Opponents 47

**Double Plays Turned:** Notre Dame 65, Opponents 49

**Passed Balls (8):** Gaston 2, McConnell 2, Katich 2, Scioscia 1, Soriano 1 (Opp. 15)

**Intentional Bases On Balls (5):** Lilley 2, Scioscia 1, E. Sharpley 1, Pollock 1 (Opp. 3)

**Picked Off (5):** Pollock 2, Brezovsky 1, Intlekofer 1, Lilley 1 (Opp. 8)

**Stolen Bases Against:** Gaston (55-60), Korpi (10-14), Maust (10-11), McConnell (10-11), Phelps (8-9), Sharpley, R. (6-8), Weiland (8-8), Danieli (5-7), Dupra (6-6), Johnson (4-4), Langford (4-4), Mazur (2-2), Miller (2-2)

**Leadoff On-Base Percentage:** Notre Dame .420, Opponents .373

**Batting Average With Two Outs:** Notre Dame .328, Opponents .263

**Batting With Runners In Scoring Position:** Notre Dame .328, Opponents .258

**OPS (On-Base + Slugging):** Notre Dame .830, Opponents .710

**Groundouts:** Notre Dame 569, Opponents 546

**Flyouts:** Notre Dame 509, Opponents 460



Sophomore designated hitter David Mills was named first team all-BIG EAST in 2008.



Sophomore outfielder A.J. Pollock was named BIG EAST Player of the Week on two different occasions in 2008 and earned first team all-conference honors.

# 2008 Pitching Statistics

## Notre Dame Baseball 2008 Pitcher Statistics – 33-21-1, 16-10 BIG EAST

Player	ERA	W-L	G-GS	CG	SHO	CBO	SV	IP	H	R-ER	BB-SO	2B	3B	HR	B/Avg	WP	HBP	BK
13 KORPI,Wade	3.59	6-3	13-13	0	0	1	0	77.2	78	39-31	39-58	10	1	6	.261	3	3	0
BIG EAST	2.98	4-2	9-9	0	0	0	0	54.1	52	22-18	24-41	8	1	1	.250	2	2	0
16 MAUST,Eric	4.52	6-3	14-10	0	0	2	0	69.2	75	37-35	23-46	10	0	6	.278	2	6	0
BIG EAST	2.98	6-1	7-7	0	0	2	0	48.1	39	17-16	16-27	7	0	3	.223	1	3	0
35 PHELPS,David	4.65	5-5	14-14	0	0	1	0	93.0	102	53-48	28-75	17	1	9	.282	6	5	7
BIG EAST	3.59	3-2	9-9	0	0	0	0	62.2	70	30-25	17-48	12	0	7	.286	6	2	5
40 GINGERICH,Justin	0.00	0-0	2-0	0	0	1	0	2.0	2	0-0	0-2	0	0	0	.250	0	0	0
BIG EAST	0.00	0-0	1-0	0	0	1	0	1.0	1	0-0	0-0	0	0	0	.250	0	0	0
23 LANGFORD,Tony	1.27	2-0	19-0	0	0	3	0	21.1	18	6-3	9-18	1	0	1	.247	0	2	0
BIG EAST	0.00	0-0	9-0	0	0	0	0	10.0	6	0-0	6-7	0	0	0	.200	0	1	0
19 MILLER,Todd	2.45	0-1	9-0	0	0	1	0	18.1	11	5-5	4-13	0	0	1	.177	0	2	0
BIG EAST	3.86	0-1	5-0	0	0	1	0	9.1	9	4-4	2-7	0	0	0	.265	0	2	0
34 SHARPLEY,Ryan	3.03	4-2	9-6	0	0	1	0	32.2	20	11-11	18-31	1	0	1	.183	4	5	0
BIG EAST	8.10	0-1	1-0	0	0	0	0	3.1	5	3-3	2-3	0	0	0	.417	1	2	0
18 MAZUR,Steven	4.18	1-0	20-0	0	0	1	0	23.2	18	13-11	6-25	4	0	1	.212	1	4	1
BIG EAST	6.75	0-0	6-0	0	0	0	0	6.2	7	6-5	2-10	2	0	1	.280	0	1	0
22 DANIELI,Evan	5.00	0-0	9-1	0	0	0	0	27.0	29	20-15	16-20	1	0	2	.279	7	6	1
33 WEILAND,Kyle	5.04	2-2	26-0	0	0	3	7	30.1	33	19-17	10-31	5	0	2	.273	4	9	0
BIG EAST	5.60	1-2	15-0	0	0	1	4	17.2	20	13-11	5-15	3	0	1	.282	3	6	0
37 JOHNSON,Cole	5.30	2-2	12-2	0	0	1	0	35.2	46	22-21	8-28	9	1	6	.322	1	2	1
BIG EAST	4.70	1-1	6-1	0	0	0	0	23.0	29	12-12	8-15	4	0	4	.326	1	1	1
6 DUPRA,Brian	5.44	3-3	11-9	1	0	1	1	46.1	60	35-28	10-30	11	1	3	.316	4	5	0
5 MILLS,David	6.23	1-0	11-0	0	0	0	0	4.1	9	3-3	2-5	3	1	0	.450	0	0	0
BIG EAST	6.75	1-0	6-0	0	0	0	0	1.1	3	1-1	1-3	1	0	0	.429	0	0	0
21 GRAFFY,Brett	6.75	1-0	9-0	0	0	1	0	10.2	12	8-8	9-8	2	1	1	.273	2	0	0
24 ELAM,Sam	18.00	0-0	1-0	0	0	0	0	1.0	0	2-2	4-2	0	0	0	.000	4	0	0
31 SCHEID,Andrew	99.00	0-0	1-0	0	0	0	0	0.0	2	2-2	1-0	0	0	0	1.000	0	0	0
Totals	4.38	33-21	55-55	1	6	6	8	493.2	515	275-240	187-392	74	6	39	.272	38	49	10
BIG EAST	3.60	16-10	26-26	0	2	2	4	237.2	241	108-95	83-176	37	1	17	.268	14	20	6
Opponents	5.71	21-33	55-55	2	1	1	5	482.0	589	375-306	223-289	108	17	41	.309	28	59	8
BIG EAST	5.44	10-16	26-26	1	0	0	2	236.2	288	179-143	108-133	47	5	20	.310	11	33	5

**Bold** indicates 2009 returning players



### University of Notre Dame 2008 Baseball Team

Front Row (kneeling, left to right): Chuck Lennon, Wade Korpi, Matt Grosso, David Mills, Ryan Connolly, Ross Brezovsky, Billy Boockford, Greg Sherry, Michael Henehan (ball boy), Brett Lilley, Steven Mazur, Jeremy Barnes, Mick Doyle, Jesse Stires (ball boy). Back Row (standing, left to right): Sherrard Clinkscales, Cole Johnson, Brian Dupra, Joe Spizzirri, Sean Gaston, Kyle Weiland, Bill Warrender, Casey Martin, Matt Katich, Tony Langford, Sam Elam, Brayden Ashdown, Andrew Scheid, Will Harford, Ty Adams, Brett Graffy, Evan Danieli, A.J. Pollock, Justin Gingerich, Chris Soriano, Ryne Intlekofer, Todd Miller, David Phelps, David Casey, Herman Petzold, Cameron McConnell, Andrew Wiand, Matt Scioscia, Evan Sharpley, Eddie Mendiola, Ryan Sharpley, Graham Sikes, Dave Schrage and Scott Lawler.





# 2008 Results

## 2008 Results: 33-21-1 Overall, 16-10 BIG EAST; 14-6-1 Home, 11-5 Away, 8-10 Neutral

Game date	Opposing team		Score		r-h-e	r-h-e	Inns	Overall	BIG EAST	Pitcher of record	Attend	Time
!Feb 22, 2008	vs. Liberty		2-6	L	2-6-0	6-9-0	9	0-1-0	0-0-0	PHELPS,D (L 0-1)	311	2:35
!Feb 23, 2008	vs. Iowa	W	14-13		14-13-1	13-13-3	(10)	1-1-0	0-0-0	WEILAND,K (W 1-0)	287	4:16
!Feb 24, 2008	vs. Albany		4-12	L	4-12-1	12-15-3	9	1-2-0	0-0-0	DUPRA,B (L 0-1)	211	3:15
@Mar 01, 2008	vs. Mount St. Mary's	W	5-0		5-7-2	0-4-2	9	2-2-0	0-0-0	PHELPS,D (W 1-1)	211	2:31
@Mar 02, 2008	vs. St. Bonaventure	W	6-4		6-10-0	4-7-1	9	3-2-0	0-0-0	LANGFORD,T (W 1-0)	213	2:54
@Mar 02, 2008	vs. Boston College		2-7	L	2-7-1	7-10-1	9	3-3-0	0-0-0	KORPI,W (L 0-1)	411	2:24
@Mar 04, 2008	vs. Maine	W	11-10		11-18-1	10-13-1	(10)	4-3-0	0-0-0	GRAFFY,B (W 1-0)	421	3:30
@Mar 06, 2008	vs. Lehigh		2-4	L	2-6-0	4-8-2	9	4-4-0	0-0-0	SHARPLEY,R (L 0-1)	234	2:28
#Mar 07, 2008	vs. Texas A&M CC		2-5	L	2-9-1	5-8-1	9	4-5-0	0-0-0	PHELPS,D (L 1-2)	2820	2:36
#Mar 08, 2008	vs. South Alabama	W	10-4		10-10-1	4-11-3	9	5-5-0	0-0-0	KORPI,W (W 1-1)	1215	2:41
#Mar 09, 2008	vs. Arizona		0-16	L	0-3-4	16-20-2	9	5-6-0	0-0-0	DUPRA,B (L 1-2)	1121	3:00
\$Mar 14, 2008	vs. Buffalo	W	13-1		13-13-1	1-4-1	9	6-6-0	0-0-0	PHELPS,D (W 2-2)	411	2:35
\$Mar 15, 2008	vs. Southern Illinois	W	4-0		4-10-1	0-4-2	9	7-6-0	0-0-0	KORPI,W (W 2-1)	200	2:22
\$Mar 16, 2008	vs. Texas-Pan American		8-10	L	8-12-0	10-18-1	9	7-7-0	0-0-0	JOHNSON,C (L 0-1)	213	3:17
Mar 17, 2008	CENTRAL MICHIGAN		2-2	T	2-7-1	2-6-0	5	7-7-1	0-0-0	None	1171	1:36
*Mar 20, 2008	at Georgetown	W	25-1		25-28-0	1-7-3	9	8-7-1	1-0-0	PHELPS,D (W 3-2)	111	2:43
*Mar 21, 2008	at Georgetown	W	7-1		7-8-1	1-5-1	9	9-7-1	2-0-0	KORPI,W (W 3-1)	75	2:17
*Mar 22, 2008	at Georgetown	W	6-0		6-10-1	0-5-0	9	10-7-1	3-0-0	MAUST,E (W 1-0)	70	2:00
Mar 25, 2008	BALL STATE	W	6-4		6-9-0	4-10-2	9	11-7-1	3-0-0	DUPRA,B (W 1-2)	1134	2:15
Mar 26, 2008	WISCONSIN-MILWAUKEE	W	14-3		14-15-1	3-4-3	9	12-7-1	3-0-0	SHARPLEY,R (W 1-1)	1142	2:53
*Mar 29, 2008	CINCINNATI		3-5	L	3-6-1	5-11-1	9	12-8-1	3-1-0	PHELPS,D (L 3-3)	-	2:40
*Mar 29, 2008	CINCINNATI	W	4-3		4-6-1	3-11-2	9	13-8-1	4-1-0	KORPI,W (W 4-1)	1324	2:28
*Mar 30, 2008	CINCINNATI		3-4	L	3-12-0	4-9-1	9	13-9-1	4-2-0	MAUST,E (L 1-1)	1000	2:45
*Apr 04, 2008	RUTGERS	W	7-5		7-9-1	5-13-0	9	14-9-1	5-2-0	WEILAND,K (W 2-0)	1062	3:00
*Apr 05, 2008	RUTGERS	W	11-2		11-13-0	2-8-3	9	15-9-1	6-2-0	JOHNSON,C (W 1-1)	1446	2:55
*Apr 06, 2008	RUTGERS	W	11-2		11-16-1	2-7-2	9	16-9-1	7-2-0	MAUST,E (W 2-1)	1218	2:30
Apr 08, 2008	VALPARAISO	W	8-6		8-14-1	6-9-1	9	17-9-1	7-2-0	LANGFORD,T (W 2-0)	1006	2:49
Apr 09, 2008	MANCHESTER COLLEGE	W	13-8		13-16-1	8-10-0	9	18-9-1	7-2-0	SHARPLEY,R (W 2-1)	1141	3:06
*Apr 11, 2008	at Villanova	W	2-1		2-8-1	1-5-0	9	19-9-1	8-2-0	PHELPS,D (W 4-3)	509	2:21
*Apr 12, 2008	at Villanova	W	8-5		8-16-2	5-11-3	9	20-9-1	9-2-0	KORPI,W (W 5-1)	595	2:48
*Apr 13, 2008	at Villanova	W	13-0		13-20-0	0-4-4	9	21-9-1	10-2-0	MAUST,E (W 3-1)	557	2:48
Apr 15, 2008	TOLEDO	W	6-1		6-10-1	1-5-2	9	22-9-1	10-2-0	JOHNSON,C (W 2-1)	1199	2:18
%Apr 16, 2008	vs. Northern Illinois	W	5-4		5-9-1	4-4-1	9	23-9-1	10-2-0	MAZUR,S (W 1-0)	4600	3:16
*Apr 18, 2008	at West Virginia	W	8-4		8-11-3	4-9-2	9	24-9-1	11-2-0	PHELPS,D (W 5-3)	968	3:03
*Apr 19, 2008	at West Virginia		6-11	L	6-12-0	11-15-1	9	24-10-1	11-3-0	KORPI,W (L 5-2)	793	2:43
*Apr 20, 2008	at West Virginia	W	9-4		9-12-0	4-8-1	9	25-10-1	12-3-0	MAUST,E (W 4-1)	442	2:46
Apr 22, 2008	CHICAGO STATE	W	12-2		12-13-0	2-8-0	9	26-10-1	12-3-0	DUPRA,B (W 2-2)	1140	2:18
Apr 23, 2008	at IPFW	W	5-0		5-11-1	0-7-3	9	27-10-1	12-3-0	SHARPLEY,R (W 3-1)	1237	2:29
*Apr 25, 2008	ST. JOHN'S		3-10	L	3-7-1	10-15-1	9	27-11-1	12-4-0	PHELPS,D (L 5-4)	1695	2:53
*Apr 26, 2008	ST. JOHN'S		4-6	L	4-10-2	6-9-0	9	27-12-1	12-5-0	WEILAND,K (L 2-1)	1622	2:34
*Apr 27, 2008	ST. JOHN'S	W	8-4		8-13-1	4-8-3	9	28-12-1	13-5-0	MAUST,E (W 5-1)	1229	3:10
Apr 29, 2008	MISS. VALLEY STATE	W	4-0		4-7-2	0-7-1	9	29-12-1	13-5-0	DUPRA,B (W 3-2)	1023	2:14
Apr 30, 2008	MISS. VALLEY STATE	W	13-2		13-14-3	2-3-2	9	30-12-1	13-5-0	SHARPLEY,R (W 4-1)	1008	2:28
*May 02, 2008	at Connecticut		7-9	L	7-8-1	9-14-0	9	30-13-1	13-6-0	JOHNSON,C (L 2-2)	145	3:01
*May 03, 2008	at Connecticut	W	8-2		8-10-1	2-6-1	9	31-13-1	14-6-0	KORPI,W (W 6-2)	280	2:35
*May 04, 2008	at Connecticut	W	4-3		4-8-0	3-9-2	9	32-13-1	15-6-0	MAUST,E (W 6-1)	354	2:55
*May 09, 2008	PITTSBURGH	W	5-4		5-10-2	4-7-2	(10)	33-13-1	16-6-0	MILLS,D (W 1-0)	1878	3:33
*May 10, 2008	PITTSBURGH		3-5	L	3-5-2	5-9-1	9	33-14-1	16-7-0	KORPI,W (L 6-3)	1641	2:15
May 12, 2008	WESTERN MICHIGAN		4-6	L	4-10-1	6-8-1	9	33-15-1	16-7-0	DUPRA,B (L 3-3)	1139	2:13
May 13, 2008	vs. Michigan		12-15	L	12-15-4	15-22-1	9	33-16-1	16-7-0	MAUST,E (L 6-2)	2880	3:28
*May 15, 2008	at South Florida		4-5	L	4-8-1	5-11-2	9	33-17-1	16-8-0	WEILAND,K (L 2-2)	707	3:05
*May 16, 2008	at South Florida		2-3	L	2-11-0	3-11-1	(16)	33-18-1	16-9-0	MILLER,T (L 0-1)	812	3:31
*May 17, 2008	at South Florida		8-9	L	8-11-0	9-14-3	9	33-19-1	16-10-0	SHARPLEY,R (L 4-2)	708	3:15
&May 20, 2008	vs. South Florida		3-9	L	3-5-4	9-15-0	9	33-20-1	16-10-0	MAUST,E (L 6-3)	2219	3:14
&May 21, 2008	vs. West Virginia		6-13	L	6-10-0	13-12-1	9	33-21-1	16-10-0	PHELPS,D (L 5-5)	2693	2:38

### HOME GAMES IN ALL CAPS

! = Winning Inning Inv. (Clearwater, FL)

@ = Palm Beach Challenge (Santaluces, FL)

# = Whataburger Classic (Corpus Christ, TX)

\$ = Irish Classic (San Antonio, TX)

% = U.S. Cellular Field (Chicago, IL)

& = 2008 BIG EAST Tournament (Clearwater, FL)

\* = Conference game

() extra inning game

## 2008 BIG EAST Tournament

(Bright House Field; Clearwater, Fla.)

**May 20** – Louisville 12, Seton Hall 3 ... Villanova 12, St. John's 0 (7) ... Cincinnati 11, West Virginia 5 ... USF 9, Notre Dame 3

**May 21** – Seton Hall 12, St. John's 6 ... West Virginia 13, Notre Dame 6 ... Louisville 14, Villanova 3 (7) ... Cincinnati 11, USF 1 (7)

**May 22** – Villanova 10, Seton Hall 0 ... USF 12, West Virginia 5

**May 23** – Louisville 13, Villanova 6 ... Cincinnati 13, USF 2 (8)

**May 24** – Louisville 6, Cincinnati 3

## 2008 BIG EAST Awards

## Player of the Year

Chris Dominguez, Louisville, 3B, So.  
Josh Harrison, Cincinnati, 2B, Jr.

## Pitcher of the Year

George Brown, St. John's, LHP, Sr.

## Rookie of the Year

Jedd Gyorko, West Virginia, 2B

## Coach of the Year

Ed Blankmeyer, St. John's

## All-BIG EAST First Team

P Justin Marks, So., Louisville  
P Scott Barnes, Jr., St. John's  
P George Brown, Sr., St. John's  
P Corey Young, Jr., Seton Hall  
C Derrick Alfonso, Sr., Louisville  
1B Joey Angelberger, Sr., USF  
2B Josh Harrison, Jr., Cincinnati  
SS Tyler Kuhn, Sr., West Virginia  
3B Chris Dominguez, So., Louisville  
OF Tony Campana, Sr., Cincinnati  
OF A.J. Pollock, So., Notre Dame  
OF Ryan Lockwood, Fr., USF  
DH David Mills, So., Notre Dame

## All-BIG EAST Second Team

P Dan Osterbrock, Jr., Cincinnati  
P Wade Korpi, Sr., Notre Dame  
P Eric Maust, So., Notre Dame  
P Colin Lynch, Jr., St. John's  
C Daniel Benedetti, Jr., St. John's  
1B Andrew Clark, So., Louisville  
2B Jedd Gyorko, Fr., West Virginia  
SS Addison Maruszak, Jr., USF  
3B Mike Spina, Jr., Cincinnati  
OF Sean Conley, Sr., Pittsburgh  
OF Chris Anninos, Sr., St. John's  
OF Justin Parks, Jr., West Virginia  
DH Paul Karmas, Fr., St. John's

## All-BIG EAST Third Team

P David Phelps, Jr., Notre Dame  
P B.J. Rosenberg, Sr., Louisville  
C Ryan Baker, Sr., Cincinnati  
1B Jaren Matthews, Fr., Rutgers  
1B Joe Agreste, Jr., West Virginia  
2B Justin McClanahan, So., Louisville  
SS Derek Shunk, Sr., Villanova  
SS Jeff Grantham, Sr., St. John's  
3B Vince Belnome, So., West Virginia  
OF Cameron Satterwhite, Jr., Cincinnati  
OF Carlos Del Rosario, Jr., St. John's  
OF Stewart Ijames, Fr., Louisville  
OF Greg Miller, Jr., Seton Hall

## BIG EAST 2008 Team Stats

## Overall

## Batting Average

1. West Virginia	.341
2. Louisville	.314
3. Cincinnati	.312
4. Notre Dame	.308
5. St. John's	.301
6. USF	.297
7. Pittsburgh	.291
8. Connecticut	.290
9. Georgetown	.283
10. Rutgers	.281
11. Villanova	.273
12. Seton Hall	.273

## Home Runs

1. Cincinnati	68
2. Louisville	66
3. Pittsburgh	51
West Virginia	51
5. Georgetown	43
6. Notre Dame	41
Villanova	41
8. St. John's	40
USF	40
10. Connecticut	38
11. Rutgers	26
12. Seton Hall	24

## Stolen Bases

1. Cincinnati	133
2. Villanova	96
3. Connecticut	90
4. Louisville	89
5. Pittsburgh	64
6. St. John's	63
7. Rutgers	61
8. Notre Dame	59
9. Georgetown	53
10. USF	51
11. Seton Hall	44
12. West Virginia	37

## ERA

1. St. John's	3.78
2. Seton Hall	3.86
3. Louisville	4.34
4. Notre Dame	4.34
5. Cincinnati	4.37
6. USF	4.81
7. Rutgers	5.10
8. West Virginia	5.15
9. Connecticut	5.52
10. Villanova	5.58
11. Pittsburgh	5.65
12. Georgetown	6.30

## Fielding Pct.

1. West Virginia	.973
2. Notre Dame	.972
3. Louisville	.972
4. Cincinnati	.970
5. St. John's	.967
6. Seton Hall	.966
7. Rutgers	.966
8. USF	.962
9. Connecticut	.961
10. Pittsburgh	.959
11. Villanova	.957
12. Georgetown	.950

## League Games

## Batting Average

1. Cincinnati	.310
2. Notre Dame	.309
3. West Virginia	.307
4. USF	.299
5. Louisville	.297
6. St. John's	.293
7. Rutgers	.293
8. Seton Hall	.282
9. Connecticut	.278
10. Pittsburgh	.275
11. Georgetown	.254
12. Villanova	.235

## Home Runs

1. Pittsburgh	26
2. St. John's	24
3. Georgetown	23
4. Cincinnati	22
5. West Virginia	21
Louisville	21
7. Rutgers	20
Notre Dame	20
9. USF	18
Connecticut	18
11. Seton Hall	12
12. Villanova	9

## Stolen Bases

1. Cincinnati	58
2. Louisville	36
3. Villanova	34
4. Connecticut	31
5. St. John's	26
6. USF	25
Pittsburgh	25
8. Notre Dame	23
Rutgers	23
10. West Virginia	16
11. Georgetown	15
12. Seton Hall	12

## ERA

1. Notre Dame	3.52
2. St. John's	3.77
3. Seton Hall	3.87
4. Louisville	4.21
5. Cincinnati	4.24
6. USF	4.45
7. Rutgers	5.36
8. Pittsburgh	5.57
9. Villanova	5.69
10. West Virginia	5.93
11. Connecticut	6.30
12. Georgetown	6.67

## Fielding Pct.

1. Notre Dame	.978
2. Cincinnati	.972
3. Rutgers	.969
4. Louisville	.969
5. West Virginia	.968
6. Seton Hall	.968
7. St. John's	.967
8. Connecticut	.966
9. USF	.958
10. Pittsburgh	.956
11. Georgetown	.954
12. Villanova	.952

## BIG EAST 2008 Stat Leaders

## Batting Average

1. Kuhn (WV)	.424
2. Lockwood (SF)	.415
3. Gyorko (WV)	.409
4. Harrison (UC)	.378
5. Parks (WV)	.378

## BE Batting Avg.

1. Lockwood (SF)	.454
2. Maruszak (SF)	.416
3. Mills (ND)	.407
4. Kuhn (WV)	.403
5. Miller (SH)	.390

## Hits

1. Kuhn (WV)	101
2. McClanahan (UL)	97
3. Gyorko (WV)	95
4. Dominguez (UL)	91
5. Harrison (UC)	90

## Home Runs

1. Spina (UC)	21
Dominguez (UL)	21
3. Satterwhite (UC)	14
4. Olt (CT)	13
Sharpley (ND)	13

## BE Home Runs

1. Anninos (SJ)	10
2. Spina (UC)	7
Lamont (GU)	7
Dominguez (UL)	7
Olt (CT)	7
Angelberger (SF)	7
Matthews (RU)	7
Satterwhite (UC)	7

## RBI

1. Spina (UC)	79
2. Dominguez (UL)	75
3. Belnome (WV)	66
4. Gyorko (WV)	63
5. Satterwhite (UC)	61
Olt (CT)	61

## BIG EAST RBI

1. Satterwhite (UC)	30
Olt (CT)	30
Matthews (RU)	30
4. Spina (UC)	28
5. Belnome (WV)	26
Angelberger (SF)	26
Gyorko (WV)	26
Dominguez (UL)	26

## Runs Scored

1. Kuhn (WV)	71
2. Dominguez (UL)	68
3. Harrison (UC)	66
4. McClanahan (UL)	64
5. Lilley (ND)	62
Gyorko (WV)	62

## Doubles

1. McClanahan (UL)	26
2. Harrison (UC)	22
3. Satterwhite (UC)	21
4. Angelberger (SF)	19
Belnome (WV)	19

## Triples

1. Markel (WV)	8
Campana (UC)	8
3. Kuhn (WV)	6
Jimenez (RU)	6
Agreste (WV)	6
Del Rosario (SJ)	6
Mills (ND)	6
Smedberg (SH)	6

## Stolen Bases

1. Campana (UC)	44
2. Scott (UC)	35
3. Harrison (UC)	32
4. Pollock (ND)	28
5. Rosati (VU)	23

## Walks

1. Mullins (UP)	44
2. Edwards (RU)	41
3. Arcadia (VU)	36
4. Johnson (UC)	35
5. Maruszak (SF)	33
Clark (UL)	33
Capeless (GU)	33

## On-Base Pct.

1. Lockwood (SF)	.493
2. Maruszak (SF)	.474
3. Parks (WV)	.470
4. Grantham (SJ)	.469
5. Shunk (VU)	.467

## Slugging Pct.

1. Spina (UC)	.731
2. Dominguez (UL)	.687
3. Satterwhite (UC)	.662
4. Kuhn (WV)	.660
5. McClanahan (UL)	.625

## ERA

1. Marks (UL)	2.37
2. Kaye (UP)	2.52
3. Brown (SJ)	2.91
4. Gross (WV)	3.01
5. Stultz (SF)	3.08

## BIG EAST ERA

1. Yurish (WV)	2.03
2. Erickson (CT)	2.12
3. Young (SH)	2.26
4. Eidell (VU)	2.28
5. Marks (UL)	2.44

## Victories

1. Brown (SJ)	9
Osterbrock (UC)	9
Marks (UL)	9
4. Young (SH)	8
5. Barnes (SJ)	7
Whitlock (WV)	7

## Strikeouts

1. Barnes (SJ)	90
2. Marks (UL)	89
3. Young (SH)	78
4. Phelps (ND)	75
5. Osterbrock (UC)	74
Yurish (WV)	74

## Opp. Batting Avg.

1. Black (SH)	.209
2. Barnes (SJ)	.216
3. Marks (UL)	.220
4. Kaye (UP)	.227
5. Young (SH)	.239

## Innings Pitched

1. Osterbrock (UC)	99.0
2. Whitlock (WV)	93.1
3. Phelps (ND)	93.0
4. Marks (UL)	91.0
5. Barnes (SJ)	90.1

## Saves

1. Lynch (SJ)	13
2. Sanford (SF)	11
3. Geglain (UC)	9
Rosenberg (UL)	9
5. Eidell (VU)	7
Weiland (ND)	7

## 2008 Final BIG EAST Standings

Place	Team	BIG EAST				Overall			
		W	L	T	Pct.	W	L	T	Pct.
#1.	St. John's	20	7	0	.741	42	16	0	.724
2.	Cincinnati	19	8	0	.704	39	20	0	.661
3.	Notre Dame	16	10	0	.615	33	21	1	.609
%4.	Louisville	16	11	0	.593	41	21	0	.661
5.	Seton Hall	15	12	0	.556	31	25	0	.554
6.	USF	14	13	0	.519	31	27	0	.534
7.	West Virginia	13	14	0	.481	35	21	0	.625
8.	Villanova	12	15	0	.444	30	28	0	.517
9.	Connecticut	11	16	0	.407	27	28	0	.491
10.	Rutgers	11	16	0	.407	23	29	1	.443
11.	Pittsburgh	7	19	0	.269	19	34	0	.358
12.	Georgetown	7	20	0	.259	18	32	0	.360

# - regular-season champion % - tournament champion





# Opponents



*While Notre Dame will play in several of the nation's top-ranked minor league facilities during the 2009 season, including Bright House Networks Field, Knology Park and Diablo Stadium, few stadiums compare to Rice's Reckling Park (pictured above).*



# 2009 Opponents

## OHIO STATE BUCKEYES clearwater, fla. • february 20

LOCATION .....Columbus, Ohio  
FOUNDED .....1870  
ENROLLMENT .....51,818  
CONFERENCE .....Big Ten  
COLORS .....Scarlet and Gray  
PRESIDENT .....E. Gordon Gee  
ATHLETICS DIRECTOR .....Eugene Smith  
HOME FIELD (CAPACITY) .....Bill Davis Stadium  
PRESS BOX PHONE (MEDIA ONLY) .....(614) 292-0021  
2008 OVERALL RECORD .....30-26  
2008 BIG 10 RECORD .....15-15 (6th)  
2008 NCAA TOURNAMENT .....None  
NCAA APPEARANCES (LAST) .....18 (2007)  
CWS APPEARANCES (LAST) .....4 (1967)  
CWS TITLES .....1 (1966)  
HEAD COACH .....Bob Todd  
RECORD AT OHIO STATE .....831-435-2 (21 years)  
CAREER RECORD .....955-517-2 (25 years)  
ASSISTANT COACHES Greg Cypret, Eric Parker, Peter Jenkins  
BASEBALL OFFICE PHONE .....(614) 292-1075  
BASEBALL SID .....Jerry Emig  
E-MAIL .....emig.2@osu.edu  
SID OFFICE PHONE .....(614) 688-0343  
SID FAX .....(614) 292-8547  
WEBSITE .....www.ohiostatebuckeyes.com  
STARTERS POSITION PLAYERS RETURNING/LOST .7/2  
PITCHERS RETURNING/LOST .....8/5  
LETTERWINNERS RETURNING/LOST .....21/8  
SERIES INFORMATION .....Notre Dame leads 26-18



Bob Todd



Justin Miller

## PURDUE BOILERMAKERS clearwater, fla. • february 22

LOCATION .....West Lafayette, Ind.  
FOUNDED .....1869  
ENROLLMENT .....40,090  
CONFERENCE .....Big Ten  
COLORS .....Old Gold and Black  
PRESIDENT .....Dr. France Cordova  
ATHLETICS DIRECTOR .....Morgan J. Burke  
HOME FIELD (CAPACITY) .....Lambert Field (1,100)  
PRESS BOX PHONE (MEDIA ONLY) .....765 (494-1522)  
2008 OVERALL RECORD .....32-26  
2008 BIG 10 RECORD .....21-10 (2nd)  
2008 NCAA TOURNAMENT .....None  
NCAA APPEARANCES (LAST) .....1 (1987)  
CWS APPEARANCES (LAST) .....None  
CWS TITLES .....None  
HEAD COACH .....Doug Schreiber  
RECORD AT PURDUE .....285-278 (10 years)  
CAREER RECORD .....Same  
ASSISTANT COACHES .....Spencer Allen, Ryan Sawyers,  
Chadd Blasko  
BASEBALL OFFICE PHONE .....765-494-3217  
BASEBALL SID .....Matt Rector  
E-MAIL .....rector@purdue.edu  
SID OFFICE PHONE .....(765) 494-3196  
SID FAX .....(765) 494-0554  
WEBSITE .....www.purduesports.com  
STARTERS POSITION PLAYERS RETURNING/LOST .9/1  
PITCHERS RETURNING/LOST .....7/5  
LETTERWINNERS RETURNING/LOST .....17/6  
SERIES INFORMATION .....Notre Dame leads 77-38-3



Doug Schreiber



Matt Bischoff

## ILLINOIS FIGHTING ILLINI clearwater, fla. • february 21

LOCATION .....Champaign, Ill.  
FOUNDED .....1867  
ENROLLMENT .....42,326  
CONFERENCE .....Big Ten  
COLORS .....Orange and Blue  
PRESIDENT .....B. Joseph White  
ATHLETICS DIRECTOR .....Ron Guenther  
HOME FIELD (CAPACITY) .....Illinois Field  
PRESS BOX PHONE (MEDIA ONLY) .....(217) 333-1227  
2008 OVERALL RECORD .....31-25  
2008 BIG 10 RECORD .....16-15 (4th)  
2008 NCAA TOURNAMENT .....None  
NCAA APPEARANCES (LAST) .....9 (2000)  
CWS APPEARANCES (LAST) .....None  
CWS TITLES .....None  
HEAD COACH .....Dan Hartleb  
RECORD AT ILLINOIS .....91-81 (3 years)  
CAREER RECORD .....Same  
ASSISTANT COACHES .....Eric Snider, Ken Westray  
BASEBALL OFFICE PHONE .....(217) 333-8605  
BASEBALL SID .....Ben Taylor  
E-MAIL .....bktaylor@illinois.edu  
SID OFFICE PHONE .....(217) 244-5045  
SID FAX .....(217) 333-5540  
WEBSITE .....www.fightingillini.com  
STARTERS POSITION PLAYERS RETURNING/LOST .6/3  
PITCHERS RETURNING/LOST .....10/1  
LETTERWINNERS RETURNING/LOST .....20/6  
SERIES INFORMATION .....Illinois leads 37-23



Dan Hartleb



Brandon Wikoff

## GONZAGA BULLDOGS phoenix, ariz. • february 27

LOCATION .....Spokane, Wash.  
FOUNDED .....1887  
ENROLLMENT .....6,923  
CONFERENCE .....West Coast  
COLORS .....Blue, White and Red  
PRESIDENT .....Fr. Robert J. Spitzer, S.J.  
ATHLETICS DIRECTOR .....Mike Roth  
HOME FIELD (CAPACITY) .....Washington Trust Field (1,500)  
PRESS BOX PHONE (MEDIA ONLY) .....(509) 279-1005  
2008 OVERALL RECORD .....30-23  
2008 WCC RECORD .....10-10 (5th)  
2008 NCAA TOURNAMENT .....None  
NCAA APPEARANCES (LAST) .....7 (1981)  
CWS APPEARANCES (LAST) .....None  
CWS TITLES .....None  
HEAD COACH .....Mark Machtolf  
RECORD AT GONZAGA .....144-125 (5 years)  
CAREER RECORD .....Same  
ASSISTANT COACHES .....Danny Evans, Steve Bennett,  
Bobby Carlson  
BASEBALL OFFICE PHONE .....(509) 313-4226  
BASEBALL SID .....Bobby Alworth  
E-MAIL .....alworth@athletics.gonzaga.edu  
SID OFFICE PHONE .....(509) 313-4227  
SID FAX .....(509) 313-5730  
WEBSITE .....www.gozags.com  
STARTERS POSITION PLAYERS RETURNING/LOST .7/2  
PITCHERS RETURNING/LOST .....8/2  
LETTERWINNERS RETURNING/LOST .....15/13  
SERIES INFORMATION .....First Meeting



Mark Machtolf



Ryan Wiegand





**DAYTON FLYERS** phoenix, ariz. • february 28

LOCATION ..... Dayton, Ohio  
 FOUNDED ..... 1850  
 ENROLLMENT ..... 7,700  
 CONFERENCE ..... Atlantic 10  
 COLORS ..... Columbia Blue and Red  
 PRESIDENT ..... Dr. Daniel J. Curran  
 ATHLETICS DIRECTOR ..... Tim Wabler  
 HOME FIELD (CAPACITY) Time Warner Cable Stadium (2,000)  
 PRESS BOX PHONE (MEDIA ONLY) ..... (937) 229-2255  
 2008 OVERALL RECORD ..... 31-25  
 2008 A-10 RECORD ..... 13-14 (7th)  
 2008 NCAA TOURNAMENT ..... None  
 NCAA APPEARANCES (LAST) ..... None  
 CWS APPEARANCES (LAST) ..... None  
 CWS TITLES ..... None  
 HEAD COACH ..... Tony Vittorio  
 RECORD AT DAYTON ..... 249-248 (9 years)  
 CAREER RECORD ..... 473-446 (16 years)  
 ASSISTANT COACHES .Todd Linklater, Brian Harrison, Terry Bell  
 BASEBALL OFFICE PHONE ..... (937) 229-4788  
 BASEBALL SID ..... Seth Iames  
 E-MAIL ..... iiamesse@notes.udayton.edu  
 SID OFFICE PHONE ..... (937) 229-4419  
 SID FAX ..... (937) 229-4461  
 WEBSITE ..... www.daytonflyers.com  
 STARTERS POSITION PLAYERS RETURNING/LOST .7/1  
 PITCHERS RETURNING/LOST ..... 8/4  
 LETTERWINNERS RETURNING/LOST ..... 20/9  
 SERIES INFORMATION ..... Notre Dame leads 45-12



Tony Vittorio



MacDonald Marshall

**ORAL ROBERTS EAGLES** houston, texas • march 6

LOCATION ..... Tulsa, Okla.  
 FOUNDED ..... 1963  
 ENROLLMENT ..... 5,500  
 CONFERENCE ..... The Summit League  
 COLORS ..... Navy Blue, Vegas Gold and White  
 CHANCELLOR ..... Oral Roberts  
 ATHLETICS DIRECTOR ..... Mike Carter  
 HOME FIELD (CAPACITY) ..... J.L. Johnson Stadium  
 PRESS BOX PHONE (MEDIA ONLY) ..... (918) 495-7181  
 2008 OVERALL RECORD ..... 48-14  
 2008 SUMMIT LEAGUE RECORD ..... 24-4 (1st)  
 2008 NCAA TOURNAMENT .NCAA Lincoln Regional (2-2)  
 NCAA APPEARANCES (LAST) ..... 20 (2008)  
 CWS APPEARANCES (LAST) ..... 1 (1978)  
 CWS TITLES ..... None  
 HEAD COACH ..... Rob Walton  
 RECORD AT ORAL ROBERTS ..... 221-82 (5 years)  
 CAREER RECORD ..... Same  
 ASSISTANT COACHES .Ryan Folmar, Ryan Neill, Brian Kraft  
 BASEBALL OFFICE PHONE ..... (918) 495-7130  
 BASEBALL SID ..... Kyle Seay  
 E-MAIL ..... kseay@oru.edu  
 SID OFFICE PHONE ..... (918) 495-7094  
 SID FAX ..... (918) 495-7142  
 WEBSITE ..... www.orugoldeneagles.com  
 STARTERS POSITION PLAYERS RETURNING/LOST .2/7  
 PITCHERS RETURNING/LOST ..... 5/3  
 LETTERWINNERS RETURNING/LOST ..... 13/12  
 SERIES INFORMATION ..... Oral Roberts leads 10-3



Rob Walton



Jerry Sullivan

**CREIGHTON BLUEJAYS** phoenix, ariz. • march 1

LOCATION ..... Omaha, Neb.  
 FOUNDED ..... 1878  
 ENROLLMENT ..... 7,051  
 CONFERENCE ..... Missouri Valley  
 COLORS ..... Blue and White  
 PRESIDENT ..... Rev. John P. Schlegel, S.J.  
 ATHLETICS DIRECTOR ..... Bruce Rasmussen  
 HOME FIELD (CAPACITY) ....CU Sports Complex (1,000)  
 PRESS BOX PHONE (MEDIA ONLY) ..... (402) 280-2787  
 2008 OVERALL RECORD ..... 37-21  
 2008 MVC RECORD ..... 16-8 (3rd)  
 2008 NCAA TOURNAMENT ..... NA  
 NCAA APPEARANCES (LAST) ..... 8 (2007)  
 CWS APPEARANCES (LAST) ..... 1 (1991)  
 CWS TITLES ..... None  
 HEAD COACH ..... Ed Servais  
 RECORD AT CREIGHTON ..... 196-99 (5 years)  
 CAREER RECORD ..... 378-181-1 (14 years)  
 ASSISTANT COACHES Rob Smith, Brent Alwine, Johnny Sweeney  
 BASEBALL OFFICE PHONE ..... (402) 280-2483  
 BASEBALL SID ..... Rob Beuerlein  
 E-MAIL ..... rbeuerlein@creighton.edu  
 SID OFFICE PHONE ..... (402) 280-5801  
 SID FAX ..... (402) 280-2495  
 WEBSITE ..... www.gocreighton.com  
 STARTERS POSITION PLAYERS RETURNING/LOST .4/5  
 PITCHERS RETURNING/LOST ..... 9/7  
 LETTERWINNERS RETURNING/LOST ..... 17/14  
 SERIES INFORMATION ..... Notre Dame leads 8-3



Ed Servais



Darin Ruf

**RICE OWLS** houston, texas • march 7

LOCATION ..... Houston, Texas  
 FOUNDED ..... 1891  
 ENROLLMENT ..... 4,971  
 CONFERENCE ..... Conference USA  
 COLORS ..... Blue and Gray  
 PRESIDENT ..... David W. Leebron  
 ATHLETICS DIRECTOR ..... Chris Del Conte  
 HOME FIELD (CAPACITY) ..... Reckling Park (5,700)  
 PRESS BOX PHONE (MEDIA ONLY) ..... (713) 348-4931  
 2008 OVERALL RECORD ..... 47-15  
 2008 C-USA RECORD ..... 21-3 (1st)  
 2008 NCAA TOURNAMENT ..... CWS (0-2)  
 NCAA APPEARANCES (LAST) ..... 14 (2008)  
 CWS APPEARANCES (LAST) ..... 5 (2008)  
 CWS TITLES ..... 1 (2003)  
 HEAD COACH ..... Wayne Graham  
 RECORD AT RICE ..... 787-299 (17 years)  
 CAREER RECORD ..... 1,362-412 (28 years)  
 ASSISTANT COACHES ..... Mike Taylor, David Pierce, Patrick Hallmark  
 BASEBALL OFFICE PHONE ..... (713) 348-8864  
 BASEBALL SID ..... John Sullivan  
 E-MAIL ..... jsully@rice.edu  
 SID OFFICE PHONE ..... (713) 348-5636  
 SID FAX ..... (719) 348-6019  
 WEBSITE ..... www.RiceOwls.com  
 STARTERS POSITION PLAYERS RETURNING/LOST .5/4  
 PITCHERS RETURNING/LOST ..... 10/8  
 LETTERWINNERS RETURNING/LOST ..... 16/14  
 SERIES INFORMATION ..... Notre Dame leads 1-0



Wayne Graham



Ryan Berry


# 2009 Opponents

## WASHINGTON STATE COUGARS houston, texas • march 8

LOCATION ..... Pullman, Wash.  
FOUNDED ..... 1890  
ENROLLMENT ..... 23,300  
CONFERENCE ..... Pac-10  
COLORS ..... Crimson and Grey  
CHANCELLOR ..... Elson Floyd  
ATHLETICS DIRECTOR ..... Jim Sterk  
HOME FIELD (CAPACITY) ..... Bailey-Brayton Field (3,500)  
PRESS BOX PHONE (MEDIA ONLY) ..... (509) 335-8291  
2008 OVERALL RECORD ..... 30-26  
2008 PAC-10 RECORD ..... 8-16 (8th)  
2008 NCAA TOURNAMENT ..... None  
NCAA APPEARANCES (LAST) ..... 17 (1990)  
CWS APPEARANCES (LAST) ..... 4 (1976)  
CWS TITLES ..... None  
HEAD COACH ..... Donnie Marbut  
RECORD AT WASHINGTON STATE ..... 115-112 (4 years)  
CAREER RECORD ..... Same  
ASSISTANT COACHES ..... Travis Jewitt, Greg Swenson,  
Gabe Boruff  
BASEBALL OFFICE PHONE ..... (509) 335-0332  
BASEBALL SID ..... Craig Lawson  
E-MAIL ..... craidl@wsu.edu  
SID OFFICE PHONE ..... (509) 335-2684  
SID FAX ..... (509) 335-0267  
WEBSITE ..... www.wsucougars.com  
STARTERS POSITION PLAYERS RETURNING/LOST ..... 6/3  
PITCHERS RETURNING/LOST ..... 4/1  
LETTERWINNERS RETURNING/LOST ..... 21/12  
SERIES INFORMATION ..... Notre Dame leads 2-0



Donnie Marbut




Travis Coulter

## ILLINOIS STATE REDBIRDS san antonio, texas • march 12 joliet, ill. • may 12

LOCATION ..... Normal, Ill.  
FOUNDED ..... 1857  
ENROLLMENT ..... 20,450  
CONFERENCE ..... Missouri Valley  
COLORS ..... Red and White  
PRESIDENT ..... Dr. Al Bowman  
ATHLETICS DIRECTOR ..... Dr. Sheahon Zenger  
HOME FIELD (CAPACITY) ..... Duffy Bass Field  
PRESS BOX PHONE (MEDIA ONLY) ..... (316) 200-5516  
2008 OVERALL RECORD ..... 22-30  
2008 MVC RECORD ..... 6-18 (8th)  
2008 NCAA TOURNAMENT ..... NA  
NCAA APPEARANCES (LAST) ..... 2 (1994)  
CWS APPEARANCES (LAST) ..... None  
CWS TITLES ..... None  
HEAD COACH ..... Jim Brownlee  
RECORD AT ILLINOIS STATE ..... 132-185 (6 years)  
CAREER RECORD ..... 833-794-5 (29 years)  
ASSISTANT COACHES ..... Mike Current  
BASEBALL OFFICE PHONE ..... (309) 438-3338  
BASEBALL SID ..... Kevin McCarty  
E-MAIL ..... kwmccar@ilstu.edu  
SID OFFICE PHONE ..... (309) 438-3249  
SID FAX ..... (309) 438-5634  
WEBSITE ..... www.GoRedbirds.com  
STARTERS POSITION PLAYERS RETURNING/LOST ..... 6/3  
PITCHERS RETURNING/LOST ..... 9/2  
LETTERWINNERS RETURNING/LOST ..... 20/7  
SERIES INFORMATION ..... Illinois State leads 12-8



Jim Brownlee



Kevin Tokarski

## GRAMBLING STATE TIGERS san antonio, texas • march 10-11

LOCATION ..... Grambling, La.  
FOUNDED ..... 1901  
ENROLLMENT ..... 5,161  
CONFERENCE ..... Southwestern Athletic  
COLORS ..... Black and Gold  
PRESIDENT ..... Dr. Horace A. Judson  
ATHLETICS DIRECTOR ..... Troy Mathieu  
HOME FIELD (CAPACITY) ..... Tiger Field (3,000)  
PRESS BOX PHONE (MEDIA ONLY) ..... (318) 274-6199  
2008 OVERALL RECORD ..... 21-27  
2008 SWAC RECORD ..... 15-9 (2nd West)  
2008 NCAA TOURNAMENT ..... None  
NCAA APPEARANCES (LAST) ..... 3 (1983, 1984, 1985)  
CWS APPEARANCES (LAST) ..... 0  
CWS TITLES ..... 0  
HEAD COACH ..... Barret Rey  
RECORD AT GRAMBLING STATE ..... 21-27 (1 year)  
CAREER RECORD ..... Same  
ASSISTANT COACHES ..... Olen Parker  
BASEBALL OFFICE PHONE ..... (318) 274-6566  
BASEBALL SID ..... Ryan McGinty  
E-MAIL ..... mcgintyr@gram.edu  
SID OFFICE PHONE ..... (318) 274-6562  
SID FAX ..... (318) 274-2761  
WEBSITE ..... gsutigers.com  
STARTERS POSITION PLAYERS RETURNING/LOST ..... 4/5  
PITCHERS RETURNING/LOST ..... 9/3  
LETTERWINNERS RETURNING/LOST ..... 17/14  
SERIES INFORMATION ..... First Meeting



## TEXAS-PAN AMERICAN BRONCOS san antonio, texas • march 13, 15

LOCATION ..... Edinburg, Texas  
FOUNDED ..... 1927  
ENROLLMENT ..... 14,099  
CONFERENCE ..... Independent  
COLORS ..... Forest Green, Orange and White  
CHANCELLOR ..... Dr. Blandina Cardenas  
ATHLETICS DIRECTOR ..... Ricky Vaughn  
HOME FIELD (CAPACITY) ..... Edinburg Baseball Stadium (1,000)  
PRESS BOX PHONE (MEDIA ONLY) ..... None  
2008 OVERALL RECORD ..... 21-35  
2008 NCAA TOURNAMENT ..... None  
NCAA APPEARANCES (LAST) ..... 12 (1986)  
CWS APPEARANCES (LAST) ..... 1 (1971)  
CWS TITLES ..... None  
HEAD COACH ..... Manny Mantrana  
RECORD AT TEXAS-PAN AMERICAN ..... First Season  
CAREER RECORD ..... First Season  
ASSISTANT COACHES ..... Norberto Lopez, Stephen Piercefield  
BASEBALL OFFICE PHONE ..... (956) 381-2981  
BASEBALL SID ..... Zena Davila  
E-MAIL ..... saenzb@utpa.edu  
SID OFFICE PHONE ..... (956) 381-2240  
SID FAX ..... (956) 381-2398  
WEBSITE ..... www.utpabroncos.com  
STARTERS POSITION PLAYERS RETURNING/LOST ..... 5/4  
PITCHERS RETURNING/LOST ..... 6/6  
LETTERWINNERS RETURNING/LOST ..... 17/13  
SERIES INFORMATION ..... Texas-Pan American leads 5-4



Manny Mantrana



Jordan Rutenbar





**TRINITY TIGERS** san antonio, texas • march 14


LOCATION .....San Antonio, Texas  
 FOUNDED .....1869  
 ENROLLMENT .....2,700  
 CONFERENCE ....Southern Collegiate Athletics (NCAA III)  
 COLORS .....Maroon and White  
 PRESIDENT .....John R. Brazil  
 ATHLETICS DIRECTOR .....Bob King  
 HOME FIELD (CAPACITY) .....E.M. Stevens Field (1,000)  
 PRESS BOX PHONE (MEDIA ONLY) .....N/A  
 2008 OVERALL RECORD .....35-15 (1st West)  
 2008 SCAC RECORD .....12-4  
 2008 NCAA TOURNAMENT .....West Regional (3-2)  
 NCAA APPEARANCES (LAST) .....4 (2008)  
 CWS APPEARANCES (LAST) .....None  
 CWS TITLES .....None  
 HEAD COACH .....Tim Scannell  
 RECORD AT TRINITY .....318-133 (10 years)  
 CAREER RECORD .....Same  
 ASSISTANT COACHES .Dave Smith, J.C. Bunch, Eric Samulski  
 BASEBALL OFFICE PHONE .....(210) 999-8287  
 BASEBALL SID .....Justin Parker  
 E-MAIL .....jparker@trinity.edu  
 SID OFFICE PHONE .....(210) 999-8447  
 SID FAX .....(210) 999-7839  
 WEBSITE .....www.trinity.edu/departments/athletics  
 STARTERS POSITION PLAYERS RETURNING/LOST .N/A  
 PITCHERS RETURNING/LOST .....N/A  
 LETTERWINNERS RETURNING/LOST .....N/A  
 SERIES INFORMATION .....Notre Dame leads 10-0

**BALL STATE CARDINALS** frank eck stadium • march 17

LOCATION .....Muncie, Ind.  
 FOUNDED .....1918  
 ENROLLMENT .....17,728  
 CONFERENCE .....Mid-American  
 COLORS .....Cardinal and White  
 CHANCELLOR .....Dr. Jo Ann Gora  
 ATHLETICS DIRECTOR .....Tom Collins  
 HOME FIELD (CAPACITY) .....Ball Diamond  
 PRESS BOX PHONE (MEDIA ONLY) .....(765) 285-8932  
 2008 OVERALL RECORD .....28-25  
 2008 MAC RECORD .....12-11 (3rd MAC West)  
 2008 NCAA TOURNAMENT .....None  
 NCAA APPEARANCES (LAST) .....3 (2006)  
 CWS APPEARANCES (LAST) .....None  
 CWS TITLES .....None  
 HEAD COACH .....Greg Beals  
 RECORD AT BALL STATE .....188-148 (6 years)  
 CAREER RECORD .....Same  
 ASSISTANT COACHES .....Mike Stafford, Alex Marconi  
 BASEBALL OFFICE PHONE .....(765) 285-1425  
 BASEBALL SID .....Matt McCollester  
 E-MAIL .....mjmccolleste@bsu.edu  
 SID OFFICE PHONE .....(765) 285-8242  
 SID FAX .....(765) 285-8929  
 WEBSITE .....www.ballstatesports.com  
 STARTERS POSITION PLAYERS RETURNING/LOST .5/4  
 PITCHERS RETURNING/LOST .....10/2  
 LETTERWINNERS RETURNING/LOST .....16/10  
 SERIES INFORMATION .....Notre Dame leads 17-12



Greg Beals



Zach Dwyer

**VALPARAISO CRUSADERS** frank eck stadium • march 18

LOCATION .....Valparaiso, Ind.  
 FOUNDED .....1859  
 ENROLLMENT .....3,980  
 CONFERENCE .....Horizon League  
 COLORS .....Brown and Gold  
 PRESIDENT .....Mark Heckler  
 ATHLETICS DIRECTOR .....Mark LaBarbera  
 HOME FIELD (CAPACITY) ....Emory G. Bauer Field (500)  
 PRESS BOX PHONE (MEDIA ONLY) .....(219) 464-6006  
 2008 OVERALL RECORD .....21-35  
 2008 HORIZON LEAGUE RECORD .....8-13 (6th)  
 2008 NCAA TOURNAMENT .....None  
 NCAA APPEARANCES (LAST) .....10 (1976)  
 CWS APPEARANCES (LAST) .....None  
 CWS TITLES .....None  
 HEAD COACH .....Tracy Woodson  
 RECORD AT VALPARAISO .....43-69 (2 years)  
 CAREER RECORD .....Same  
 ASSISTANT COACHES .....Brian Schmack, Eric Osborn  
 BASEBALL OFFICE PHONE .....(219) 464-5239  
 BASEBALL SID .....Ryan Wronkiewicz  
 E-MAIL .....Ryan.Wronkiewicz@valpo.edu  
 SID OFFICE PHONE .....(219) 464-5232  
 SID FAX .....(219) 464-5762  
 WEBSITE .....www.valpoathletics.com  
 STARTERS POSITION PLAYERS RETURNING/LOST .6/3  
 PITCHERS RETURNING/LOST .....4/1  
 LETTERWINNERS RETURNING/LOST .....24/10  
 SERIES INFORMATION .....Notre Dame leads 69-20



Tracy Woodson



Dan DeBruin

**CENTRAL MICHIGAN CHIPPEWAS** frank eck stadium • march 24

LOCATION .....Mount Pleasant, Mich.  
 FOUNDED .....1892  
 ENROLLMENT .....26,787  
 CONFERENCE .....Mid-American  
 COLORS .....Maroon and Gold  
 PRESIDENT .....Michael Rao  
 ATHLETICS DIRECTOR .....Dave Heeke  
 HOME FIELD (CAPACITY) ....Theunissen Stadium (2,046)  
 PRESS BOX PHONE (MEDIA ONLY) .....(989) 774-3594  
 2008 OVERALL RECORD .....29-27-1  
 2008 MAC RECORD .....13-13 (5th West)  
 2008 NCAA TOURNAMENT .....None  
 NCAA APPEARANCES (LAST) .....13 (1995)  
 CWS APPEARANCES (LAST) .....None  
 CWS TITLES .....None  
 HEAD COACH .....Steve Jaska  
 RECORD AT CENTRAL MICHIGAN ....199-141-1 (6 years)  
 CAREER RECORD .....227-166-1 (7 years)  
 ASSISTANT COACHES .Mike Villano, Jeff Opalewski, J.T. Jones  
 BASEBALL OFFICE PHONE .....(989) 774-4392  
 BASEBALL SID .....Mike Boseak  
 E-MAIL .....mike.boseak@cmich.edu  
 SID OFFICE PHONE .....(989) 774-3277  
 SID FAX .....(989) 774-7324  
 WEBSITE .....www.cmuchippewas.com  
 STARTERS POSITION PLAYERS RETURNING/LOST .4/5  
 PITCHERS RETURNING/LOST .....11/2  
 LETTERWINNERS RETURNING/LOST .....12/6  
 SERIES INFORMATION .....Notre Dame leads 15-9-1



Steve Jaska



Dan Taylor

# 2009 Opponents

## OAKLAND GRIZZLIES frank eck stadium • march 25

LOCATION .....Rochester, Mich.  
 FOUNDED .....1957  
 ENROLLMENT .....18,082  
 CONFERENCE .....Summit League  
 COLORS .....Gold and Black  
 PRESIDENT .....Dr. Gary D. Russi  
 ATHLETICS DIRECTOR .....Tracy Huth  
 HOME FIELD (CAPACITY) .....OU Baseball Field (500)  
 PRESS BOX PHONE (MEDIA ONLY) .....(586) 337-6841  
 2008 OVERALL RECORD .....15-30  
 2008 SUMMIT LEAGUE RECORD .....7-14 (6th)  
 2008 NCAA TOURNAMENT .....None  
 NCAA APPEARANCES (LAST) .....None  
 CWS APPEARANCES (LAST) .....None  
 CWS TITLES .....None  
 HEAD COACH .....John Musachio  
 RECORD AT OAKLAND .....15-30  
 CAREER RECORD .....Same  
 ASSISTANT COACHES .....Del Young, Mike Takashima  
 BASEBALL OFFICE PHONE .....(248) 370-4059  
 BASEBALL SID .....Paul Smith  
 E-MAIL .....smith234@oakland.edu  
 SID OFFICE PHONE .....(248) 370-3123  
 SID FAX .....(248) 370-4056  
 WEBSITE .....www.ougrizzlies.com  
 STARTERS POSITION PLAYERS RETURNING/LOST ..8/1  
 PITCHERS RETURNING/LOST .....11/6  
 LETTERWINNERS RETURNING/LOST .....24/12  
 SERIES INFORMATION .....Notre Dame leads 11-0



John Musachio



Scott Sexton

## TOLEDO ROCKETS frank eck stadium • april 1

LOCATION .....Toledo, Ohio  
 FOUNDED .....1872  
 ENROLLMENT .....20,715  
 CONFERENCE .....Mid-American (West Division)  
 COLORS .....Midnight Blue and Gold  
 PRESIDENT .....Dr. Lloyd A. Jacobs  
 ATHLETICS DIRECTOR .....Mike O'Brien  
 HOME FIELD (CAPACITY) .....Baseball Complex at Scott Park (1,000)  
 PRESS BOX PHONE (MEDIA ONLY) .....(419) 530-3089  
 2008 OVERALL RECORD .....18-31  
 2008 MAC RECORD .....10-13 (6th MAC West)  
 2008 NCAA TOURNAMENT .....None  
 NCAA APPEARANCES (LAST) .....None  
 CWS APPEARANCES (LAST) .....None  
 CWS TITLES .....None  
 HEAD COACH .....Cory Mee  
 RECORD AT TOLEDO .....105-159 (6 years)  
 CAREER RECORD .....Same  
 ASSISTANT COACHES .....Josh Bradford, Oliver Wolcott  
 BASEBALL OFFICE PHONE .....(419) 530-3097  
 BASEBALL SID .....Brian DeBenedictis  
 E-MAIL .....brian.debenedictis@utoledo.edu  
 SID OFFICE PHONE .....(419) 530-4919  
 SID FAX .....(419) 530-4930  
 WEBSITE .....www.utrockets.com  
 STARTERS POSITION PLAYERS RETURNING/LOST ..6/3  
 PITCHERS RETURNING/LOST .....10/6  
 LETTERWINNERS RETURNING/LOST .....20/13  
 SERIES INFORMATION .....Notre Dame leads 40-12



Cory Mee



Jake Oester

## MICHIGAN STATE SPARTANS frank eck stadium • march 31

LOCATION .....East Lansing, Mich.  
 FOUNDED .....1855  
 ENROLLMENT .....46,045  
 CONFERENCE .....Big Ten  
 COLORS .....Green and White  
 PRESIDENT .....Dr. Lou Anna K. Simon  
 ATHLETICS DIRECTOR .....Mark Hollis  
 HOME FIELD (CAPACITY) .....McLane Stadium (2,500)  
 PRESS BOX PHONE (MEDIA ONLY) .....(517) 353-3009  
 2008 OVERALL RECORD .....24-29  
 2008 BIG 10 RECORD .....12-18 (8th)  
 2008 NCAA TOURNAMENT .....None  
 NCAA APPEARANCES (LAST) .....4 (1976)  
 CWS APPEARANCES (LAST) .....1 (1954)  
 CWS TITLES .....None  
 HEAD COACH .....Jake Boss Jr.  
 RECORD AT MICHIGAN STATE .....First Season  
 CAREER RECORD .....25-34 (1 year)  
 ASSISTANT COACHES .....Billy Gernon, Mark Van Ameyde  
 BASEBALL OFFICE PHONE .....(517) 353-0816  
 BASEBALL SID .....Jeff Barnes  
 E-MAIL .....jbarnes@ath.msu.edu  
 SID OFFICE PHONE .....(517) 355-2271  
 SID FAX .....(517) 353-9636  
 WEBSITE .....www.msuspartans.com  
 STARTERS POSITION PLAYERS RETURNING/LOST ..6/3  
 PITCHERS RETURNING/LOST .....1/3  
 LETTERWINNERS RETURNING/LOST .....19/14  
 SERIES INFORMATION .....MSU leads 72-53



Jake Boss Jr.




Chris Roberts

## WESTERN MICHIGAN BRONCOS kalamazoo, mich. • april 14

LOCATION .....Kalamazoo, Mich.  
 FOUNDED .....1903  
 ENROLLMENT .....24,818  
 CONFERENCE .....Mid-American (West Division)  
 COLORS .....Brown and Gold  
 PRESIDENT .....Dr. John M. Dunn  
 ATHLETICS DIRECTOR .....Kathy Beauregard  
 HOME FIELD (CAPACITY) .....Robert J. Bobb Stadium  
 PRESS BOX PHONE (MEDIA ONLY) .....(269) 998-8062  
 2008 OVERALL RECORD .....29-23-1  
 2008 MAC RECORD .....12-12 (4th West)  
 2008 NCAA TOURNAMENT .....None  
 NCAA APPEARANCES (LAST) .....11 (1989)  
 CWS APPEARANCES (LAST) .....6 (1963)  
 CWS TITLES .....None  
 HEAD COACH .....Randy Ford  
 RECORD AT WESTERN MICHIGAN ..101-102-1 (Four years)  
 CAREER RECORD .....Same  
 ASSISTANT COACHES .....Scott Demetral, Scott Bates  
 BASEBALL OFFICE PHONE .....(269) 387-3063  
 BASEBALL SID .....Kristin Keirns  
 E-MAIL .....kristin.keirns@wmich.edu  
 SID OFFICE PHONE .....(269) 387-4123  
 SID FAX .....(269) 387-4139  
 WEBSITE .....www.wmubroncos.com  
 STARTERS POSITION PLAYERS RETURNING/LOST ..6/2  
 PITCHERS RETURNING/LOST .....8/8  
 LETTERWINNERS RETURNING/LOST .....13/9  
 SERIES INFORMATION .....Series tied at 64-64-1



Randy Ford



Billy Morrison





**MICHIGAN WOLVERINES** ann arbor, mich. • april 21  
frank eck stadium • april 22

LOCATION ..... Ann Arbor, Mich.  
FOUNDED ..... 1866  
ENROLLMENT ..... 37,306  
CONFERENCE ..... Big Ten  
COLORS ..... Maize and Blue  
PRESIDENT ..... Mary Sue Coleman  
ATHLETICS DIRECTOR ..... William C. Martin  
HOME FIELD (CAPACITY) .... Ray Fisher Stadium (4,500)  
PRESS BOX PHONE (MEDIA ONLY) ..... (734) 647-1283  
2008 OVERALL RECORD ..... 46-14  
2008 BIG 10 RECORD ..... 26-5 (1st)  
2008 NCAA TOURNAMENT ..... Ann Arbor Regional (1-2)  
NCAA APPEARANCES (LAST) ..... 20 (2008)  
CWS APPEARANCES (LAST) ..... 7 (1984)  
CWS TITLES ..... 2 (1953, 1962)  
HEAD COACH ..... Rich Maloney  
RECORD AT MICHIGAN ..... 237-126(6 years)  
CAREER RECORD ..... 493-270-1(13 years)  
ASSISTANT COACHES ..... Bob Keller, Matt Husted  
BASEBALL OFFICE PHONE ..... (734) 674-4550  
BASEBALL SID ..... Matt Fancett  
E-MAIL ..... mfancett@umich.edu  
SID OFFICE PHONE ..... (734) 647-1726  
SID FAX ..... (734) 647-1188  
WEBSITE ..... www.MGoBlue.com  
STARTERS POSITION PLAYERS RETURNING/LOST . 5/6  
PITCHERS RETURNING/LOST ..... 11/4  
LETTERWINNERS RETURNING/LOST ..... 20/8  
SERIES INFORMATION ..... Michigan leads 78-43



Rich Maloney



Chris Fetter

**BOWLING GREEN FALCONS** frank eck stadium • april 29

LOCATION ..... Bowling Green, Ohio  
FOUNDED ..... 1910  
ENROLLMENT ..... 21,132  
CONFERENCE ..... Mid-American (East Division)  
COLORS ..... Orange and Brown  
PRESIDENT (INTERIM) ..... Dr. Carol Cartwright  
ATHLETICS DIRECTOR ..... Greg Christopher  
HOME FIELD (CAPACITY) .... Warren E. Steller Field (1,100)  
PRESS BOX PHONE (MEDIA ONLY) ..... (419) 372-1234  
2008 OVERALL RECORD ..... 32-20  
2008 MAC RECORD ..... 16-8 (t-1st East Division)  
2008 NCAA TOURNAMENT ..... None  
NCAA APPEARANCES (LAST) ..... 3 (1999)  
CWS APPEARANCES (LAST) ..... None  
CWS TITLES ..... None  
HEAD COACH ..... Danny Schmitz  
RECORD AT BOWLING GREEN ..... 489-441-4 (18 years)  
CAREER RECORD ..... Same  
ASSISTANT COACHES ... Rick Blanc, Spencer Schmitz, Luke Harrigan  
BASEBALL OFFICE PHONE ..... (419) 372-7065  
BASEBALL SID ..... Steve Barr  
E-MAIL ..... sbarr@bgsu.edu  
SID OFFICE PHONE ..... (419) 372-7105  
SID FAX ..... (419) 372-6015  
WEBSITE ..... www.bgsufalcons.com  
STARTERS POSITION PLAYERS RETURNING/LOST . 7/1  
PITCHERS RETURNING/LOST ..... 1/3  
LETTERWINNERS RETURNING/LOST ..... 21/6  
SERIES INFORMATION ..... Notre Dame leads 38-23-1



Danny Schmitz



Ryan Shay

**UIC FLAMES** frank eck stadium • april 28

LOCATION ..... Chicago, Ill.  
FOUNDED ..... 1896  
ENROLLMENT ..... 24,541  
CONFERENCE ..... Horizon  
COLORS ..... Navy Blue and Fire Engine Red  
PRESIDENT ..... Dr. Paula Allen-Mears  
ATHLETICS DIRECTOR ..... James W. Schmidt  
HOME FIELD (CAPACITY) .... Les Miller Field (1,100)  
PRESS BOX PHONE (MEDIA ONLY) ..... (312) 355-1190  
2008 OVERALL RECORD ..... 35-22 (1st)  
2008 HORIZON RECORD ..... 17-6  
2008 NCAA TOURNAMENT ... College Station Regional (1-2)  
NCAA APPEARANCES (LAST) ..... 4 (2008)  
CWS APPEARANCES (LAST) ..... None  
CWS TITLES ..... None  
HEAD COACH ..... Mike Dee  
RECORD AT ILLINOIS-CHICAGO .... 339-222-1 (10 years)  
CAREER RECORD ..... Same  
ASSISTANT COACHES ... Sean McDermott, Mike Nall, Mike Hughes  
BASEBALL OFFICE PHONE ..... (312) 996-8645  
BASEBALL SID ..... John Jaramillo  
E-MAIL ..... jjar@uic.edu  
SID OFFICE PHONE ..... (312) 996-5880  
SID FAX ..... (312) 996-8349  
WEBSITE ..... www.uicflames.com  
STARTERS POSITION PLAYERS RETURNING/LOST . 8/2  
PITCHERS RETURNING/LOST ..... 9/2  
LETTERWINNERS RETURNING/LOST ..... 17/3  
SERIES INFORMATION ..... Notre Dame leads 27-6



Mike Dee



Brett Schaefer

# 2009 Opponents

## SETON HALL PIRATES frank eck stadium • march 20-22

LOCATION .....South Orange, N.J.  
 FOUNDED .....1856  
 ENROLLMENT .....9,700  
 CONFERENCE .....BIG EAST  
 COLORS .....Blue and White  
 PRESIDENT .....Monsignor Robert Sheeran  
 ATHLETICS DIRECTOR .....Joseph A. Quinlan, Jr.  
 HOME FIELD (CAPACITY) .....Owen T. Carroll Field  
 PRESS BOX PHONE (MEDIA ONLY) .....(973) 670-2752  
 2008 OVERALL RECORD .....31-25  
 2008 BIG EAST RECORD .....15-12 (5th)  
 2008 NCAA TOURNAMENT .....None  
 NCAA APPEARANCES (LAST) .....16 (2001)  
 CWS APPEARANCES (LAST) .....4 (1975)  
 CWS TITLES .....None

HEAD COACH .....Rob Sheppard  
 RECORD AT SETON HALL .....107-152-1 (5 years)  
 CAREER RECORD .....Same  
 ASSISTANT COACHES .....Phil Cundari, Zach Porcello  
 BASEBALL OFFICE PHONE .....(973) 761-9557  
 BASEBALL SID .....Joe Montefusco  
 E-MAIL .....montefjo@shu.edu  
 SID OFFICE PHONE .....(973) 761-9493  
 SID FAX .....(973) 943-8309  
 WEBSITE .....www.shupirates.com  
 STARTERS POSITION PLAYERS RETURNING/LOST .12/6  
 PITCHERS RETURNING/LOST .....7/6  
 LETTERWINNERS RETURNING/LOST .....17/12  
 SERIES INFORMATION .....Notre Dame leads 25-10



Rob Sheppard



Keith Cantwell



## PITTSBURGH PANTHERS pittsburgh, pa. • march 27-29

LOCATION .....Pittsburgh, Pa.  
 FOUNDED .....1787  
 ENROLLMENT .....33,574  
 CONFERENCE .....BIG EAST  
 COLORS .....Blue and Gold  
 CHANCELLOR .....Mark L. Nordenberg  
 ATHLETICS DIRECTOR .....Steve C. Pederson  
 HOME FIELD (CAPACITY) .....Trees Field (500)  
 PRESS BOX PHONE (MEDIA ONLY) .....(330) 559-1131  
 2008 OVERALL RECORD .....19-34  
 2008 BIG EAST RECORD .....8-20 (11th)  
 2008 NCAA TOURNAMENT .....None  
 NCAA APPEARANCES (LAST) .....1 (1995)  
 CWS APPEARANCES (LAST) .....None  
 CWS TITLES .....None

HEAD COACH .....Joe Jordano  
 RECORD AT PITTSBURGH .....300-271-2 (11 years)  
 CAREER RECORD .....583-389-2 (21 years)  
 ASSISTANT COACHES .....Danny Lopaze, Brandon Rowan  
 BASEBALL OFFICE PHONE .....(412) 648-8208  
 BASEBALL SID .....Paul Pancoe  
 E-MAIL .....ppancoe@athletics.pitt.edu  
 SID OFFICE PHONE .....(412) 648-8240  
 SID FAX .....(412) 648-8248  
 WEBSITE .....www.pittsburghpanthers.com  
 STARTERS POSITION PLAYERS RETURNING/LOST .6/4  
 PITCHERS RETURNING/LOST .....4/1  
 LETTERWINNERS RETURNING/LOST .....24/12  
 SERIES INFORMATION .....Notre Dame leads 27-12



Joe Jordano



Joe Leonard



## VILLANOVA WILDCATS frank eck stadium • april 3-5

LOCATION .....Villanova, Pa.  
 FOUNDED .....1842  
 ENROLLMENT .....6,240  
 CONFERENCE .....BIG EAST  
 COLORS .....Blue and White  
 PRESIDENT .....Rev. Peter M. Donohue, O.S.A  
 ATHLETICS DIRECTOR .....Vince Nicastro  
 HOME FIELD (CAPACITY) .....Villanova Ballpark at Plymouth Meeting (750)  
 PRESS BOX PHONE (MEDIA ONLY) .....(860) 490-6398  
 2008 OVERALL RECORD .....30-28  
 2008 BIG EAST RECORD .....12-15(8th)  
 2008 NCAA TOURNAMENT .....None  
 NCAA APPEARANCES (LAST) .....7 (1991)  
 CWS APPEARANCES (LAST) .....None  
 CWS TITLES .....None

HEAD COACH .....Joe Godri  
 RECORD AT VILLANOVA .....189-176-3 (7 years)  
 CAREER RECORD .....Same  
 ASSISTANT COACHES .....Jim Carone, Rod Johnson, Chris Madonna  
 BASEBALL OFFICE PHONE .....(610) 519-4529  
 BASEBALL SID .....David Berman  
 E-MAIL .....david.berman@villanova.edu  
 SID OFFICE PHONE .....(610) 519-4122  
 SID FAX .....(610) 519-7323  
 WEBSITE .....www.villanova.com  
 STARTERS POSITION PLAYERS RETURNING/LOST .5/4  
 PITCHERS RETURNING/LOST .....8/7  
 LETTERWINNERS RETURNING/LOST .....19/15  
 SERIES INFORMATION .....Notre Dame leads 28-6-1



Joe Godri



Josh Eidell





**CINCINNATI BEARCATS** cincinnati, ohio • april 9-11

LOCATION .....Cincinnati, Ohio  
 FOUNDED .....1819  
 ENROLLMENT .....36,518  
 CONFERENCE .....BIG EAST  
 COLORS .....Red and Black  
 PRESIDENT .....Dr. Nancy L. Zimpher  
 ATHLETICS DIRECTOR .....Mike Thomas  
 HOME FIELD (CAPACITY) ...Marge Schott Stadium (3,085)  
 PRESS BOX PHONE (MEDIA ONLY) .....(513) 556-9645  
 2008 OVERALL RECORD .....39-20  
 2008 BIG EAST RECORD .....19-8 (2nd)  
 2008 NCAA TOURNAMENT .....None  
 NCAA APPEARANCES (LAST) .....5 (1974)  
 CWS APPEARANCES (LAST) .....None  
 CWS TITLES .....None

HEAD COACH .....Brian Cleary  
 RECORD AT CINCINNATI .....306-374-1 (12 years)  
 CAREER RECORD .....Same  
 ASSISTANT COACHES ..Brad Meador, Chris Reilly, A.J. Upton  
 BASEBALL OFFICE PHONE .....(513) 556-1577  
 BASEBALL SID .....John Berry  
 E-MAIL .....john.berry@uc.edu  
 SID OFFICE PHONE .....(513) 556-0618  
 SID FAX .....(513) 556-0619  
 WEBSITE .....www.GoBEARCATS.com  
 STARTERS POSITION PLAYERS RETURNING/LOST ..6/3  
 PITCHERS RETURNING/LOST .....3/1  
 LETTERWINNERS RETURNING/LOST .....16/10  
 SERIES INFORMATION .....Notre Dame leads 20-12



Brian Cleary



Mike Spina

**WEST VIRGINIA MOUNTAINEERS** frank eck stadium • april 17-19

LOCATION .....Morgantown, W.Va.  
 FOUNDED .....1867  
 ENROLLMENT .....28,113  
 CONFERENCE .....BIG EAST  
 COLORS .....Old Gold and Blue  
 PRESIDENT .....Dr. C. Peter Magrath  
 ATHLETICS DIRECTOR .....Ed Pastilong  
 HOME FIELD (CAPACITY) .....Hawley Field (1,500)  
 PRESS BOX PHONE (MEDIA ONLY) .....(304) 293-5988  
 2008 OVERALL RECORD .....35-21  
 2008 BIG EAST RECORD .....13-14 (7th)  
 2008 NCAA TOURNAMENT .....None  
 NCAA APPEARANCES (LAST) .....12 (1996)  
 CWS APPEARANCES (LAST) .....None  
 CWS TITLES .....None

HEAD COACH .....Greg Van Zant  
 RECORD AT WEST VIRGINIA .....413-344-1 (14 years)  
 CAREER RECORD .....Same  
 ASSISTANT COACHES .....Pat Sherald, Tad Reida  
 BASEBALL OFFICE PHONE .....(304) 293-9881  
 BASEBALL SID .....Steve Stone  
 E-MAIL .....steve.stone@mail.wvu.edu  
 SID OFFICE PHONE .....(304) 293-2821  
 SID FAX .....(304) 293-4105  
 WEBSITE .....www.MSNsportsNET.com  
 STARTERS POSITION PLAYERS RETURNING/LOST ..8/1  
 PITCHERS RETURNING/LOST .....7/6  
 LETTERWINNERS RETURNING/LOST .....13/6  
 SERIES INFORMATION .....Notre Dame leads 36-15



Greg Van Zant



Jedd Gyorko

**LOUISVILLE CARDINALS** louisville, ky. • april 25-26

LOCATION .....Louisville, Ky.  
 FOUNDED .....1798  
 ENROLLMENT .....22,000  
 CONFERENCE .....BIG EAST  
 COLORS .....Red and Black  
 PRESIDENT .....Dr. James Ramsey  
 ATHLETICS DIRECTOR .....Tom Jurich  
 HOME FIELD (CAPACITY) ...Jim Patterson Stadium (2,500)  
 PRESS BOX PHONE (MEDIA ONLY) .....(502) 852-3700  
 2008 OVERALL RECORD .....41-21  
 2008 BIG EAST RECORD .....16-11 (4th)  
 2008 NCAA TOURNAMENT .....Athens Regional (0-2)  
 NCAA APPEARANCES (LAST) .....3 (2008)  
 CWS APPEARANCES (LAST) .....1 (2007)  
 CWS TITLES .....None

HEAD COACH .....Dan McDonnell  
 RECORD AT LOUISVILLE .....88-45 (3 years)  
 CAREER RECORD .....Same  
 ASSISTANT COACHES ..Chris Lemonis, Roger Williams, Xan Barksdale  
 BASEBALL OFFICE PHONE .....(502) 852-0103  
 BASEBALL SID .....Garrett Wall  
 E-MAIL .....g.wall@louisville.edu  
 SID OFFICE PHONE .....(502) 852-3088  
 SID FAX .....(502) 852-7401  
 WEBSITE .....www.uoflsports.com  
 STARTERS POSITION PLAYERS RETURNING/LOST ..8/1  
 PITCHERS RETURNING/LOST .....9/3  
 LETTERWINNERS RETURNING/LOST .....21/9  
 SERIES INFORMATION .....Louisville leads 5-4



Dan McDonnell



Chris Dominguez



# 2009 Opponents

## CONNECTICUT HUSKIES frank eck stadium • may 1-3

LOCATION ..... Storrs, Conn.  
 FOUNDED ..... 1881  
 ENROLLMENT ..... 28,481  
 CONFERENCE ..... BIG EAST  
 COLORS ..... National Flag Blue (Navy) and White  
 PRESIDENT ..... Dr. Michael J. Hogan  
 ATHLETICS DIRECTOR ..... Jeffrey A. Hathaway  
 HOME FIELD (CAPACITY) ..... J.O. Christian Field (1,000)  
 PRESS BOX PHONE (MEDIA ONLY) ..... (860) 486-2018  
 2008 OVERALL RECORD ..... 27-28  
 2008 BIG EAST RECORD ..... 11-16 (9th)  
 2008 NCAA TOURNAMENT ..... None  
 NCAA APPEARANCES (LAST) ..... 15 (1994)  
 CWS APPEARANCES (LAST) ..... 5 (1979)  
 CWS TITLES ..... None

HEAD COACH ..... Jim Penders  
 RECORD AT CONNECTICUT ..... 160-124-2 (5 years)  
 CAREER RECORD ..... Same  
 ASSISTANT COACHES ..... Justin Blood, Chris Podeszwa, Steven Malinowski  
 BASEBALL OFFICE PHONE ..... (860) 486-4089  
 BASEBALL SID ..... Kristen Altieri  
 E-MAIL ..... Kristen.altieri@uconn.edu  
 SID OFFICE PHONE ..... (860) 486-4707  
 SID FAX ..... (860) 486-5085  
 WEBSITE ..... www.uconnhuskies.com  
 STARTERS POSITION PLAYERS RETURNING/LOST ..... 7/2  
 PITCHERS RETURNING/LOST ..... 9/2  
 LETTERWINNERS RETURNING/LOST ..... 18/5  
 SERIES INFORMATION ..... Notre Dame leads 22-9-1



Jim Penders



Mike Olt



## USF BULLS frank eck stadium • may 8-10

LOCATION ..... Tampa, Fla.  
 FOUNDED ..... 1956  
 ENROLLMENT ..... 46,174  
 CONFERENCE ..... BIG EAST  
 COLORS ..... Green and Gold  
 PRESIDENT ..... Dr. Judy Genshaft  
 ATHLETICS DIRECTOR ..... Doug Woolard  
 HOME FIELD (CAPACITY) ..... Red McEwen Field (1,500)  
 PRESS BOX PHONE (MEDIA ONLY) ..... (813) 410-1194  
 2008 OVERALL RECORD ..... 31-27  
 2008 BIG EAST RECORD ..... 14-13 (6th)  
 2008 NCAA TOURNAMENT ..... None  
 NCAA APPEARANCES (LAST) ..... 10 (2002)  
 CWS APPEARANCES (LAST) ..... None  
 CWS TITLES ..... None

HEAD COACH ..... Lelo Prado  
 RECORD AT USF ..... 65-53 (2 years)  
 CAREER RECORD ..... 663-478 (19 years)  
 ASSISTANT COACHES ..... Lazer Collazo, Bryant Ward  
 BASEBALL OFFICE PHONE ..... (813) 974-2504  
 BASEBALL SID ..... Amy Woodruff  
 E-MAIL ..... woodruff@admin.usf.edu  
 SID OFFICE PHONE ..... (813) 974-4087  
 SID FAX ..... (813) 974-5328  
 WEBSITE ..... www.GoUSFBulls.com  
 STARTERS POSITION PLAYERS RETURNING/LOST ..... 7/5  
 PITCHERS RETURNING/LOST ..... 13/2  
 LETTERWINNERS RETURNING/LOST ..... 18/10  
 SERIES INFORMATION ..... South Florida leads 7-5



Lelo Prado



Ryan Lockwood



## ST. JOHN'S REDSTORM jamaica, n.y. • may 14-16

LOCATION ..... Queens, N.Y.  
 FOUNDED ..... 1870  
 ENROLLMENT ..... 20,086  
 CONFERENCE ..... BIG EAST  
 COLORS ..... Red and White  
 PRESIDENT ..... Rev. Donald J. Harrington  
 ATHLETICS DIRECTOR ..... Chris Monasch  
 HOME FIELD (CAPACITY) ..... Jack Kaiser Stadium (3,500)  
 PRESS BOX PHONE (MEDIA ONLY) ..... (718) 990-2724  
 2008 OVERALL RECORD ..... 42-16  
 2008 BIG EAST RECORD ..... 20-7 (1st)  
 2008 NCAA TOURNAMENT ..... 1-2 (Houston Regional)  
 NCAA APPEARANCES (LAST) ..... 31 (2008)  
 CWS APPEARANCES (LAST) ..... 6 (1980)  
 CWS TITLES ..... None

HEAD COACH ..... Ed Blankmeyer  
 RECORD AT ST. JOHN'S ..... 440-263-3 (13 years)  
 CAREER RECORD ..... Same  
 ASSISTANT COACHES ..... Mike Hampton, Scott Brown  
 BASEBALL OFFICE PHONE ..... (718) 990-6148  
 BASEBALL SID ..... Tim Brown  
 E-MAIL ..... brownt1@stjohns.com  
 SID OFFICE PHONE ..... (718) 990-1521  
 SID FAX ..... (718) 969-8468  
 WEBSITE ..... www.redstormsports.com  
 STARTERS POSITION PLAYERS RETURNING/LOST ..... 6/3  
 PITCHERS RETURNING/LOST ..... 4/7  
 LETTERWINNERS RETURNING/LOST ..... 14/11  
 SERIES INFORMATION ..... Notre Dame leads 21-13



Ed Blankmeyer



Brian Kemp





# BIG EAST Conference



The BIG EAST Conference announced that Bright House Networks Field in Clearwater, Fla., was chosen as the site of the 2009 BIG EAST Conference Baseball Championship.

It's a familiar site for BIG EAST fans, as Bright House Networks Field previously hosted the 2006 and 2008 BIG EAST Championships.

"We're thrilled about the opportunity to return to Clearwater and Bright House Networks Field," said BIG EAST Commissioner Michael Tranchese. "It gives our student-athletes a chance to play in a first-class facility and it provides a wonderful atmosphere for our fans."

Regarded as one of the top minor league playing facilities in the nation, Bright House Networks Field serves as the spring training site for the Philadelphia Phillies, and it has housed the Phillies' Florida State League affiliate Clearwater Threshers since the facility opened in 2004.

"This facility really has everything we look for when we evaluate possible championship sites," said BIG EAST Associate Commissioner for Olympic Sports Jim Siedliski. "Its location is ideal from a weather standpoint and it has all of the amenities and details that will allow us to run a top-of-the-line event."

"The Phillies organization is extremely excited to host the BIG EAST Championships again here at Bright House Networks Field for 2009," said John Timberlake, the Phillies' Director of Florida Operations. "We had a wonderful experience working with the BIG EAST Conference in 2006 and 2008 and we really look forward to hosting another first-class championship with the fine institutions that represent the BIG EAST."

The stadium's seating capacity is 8,500, which includes 7,000 fixed seats. The outfield dimensions measure 329 feet down the leftfield line, 408 feet to center, and 330 down the rightfield line. The \$25 million facility features a 360-degree main concourse, grass berm seating, group picnic areas, a children's play area and a state-of-the-art video scoreboard.

The Phillies will work with the area's convention and visitors bureau, Visit St. Pete/Clearwater, to promote the beautiful destination of Clearwater and the rest of Pinellas County.

"When you combine a top-notch sporting event like the BIG EAST Championships with a world-class destination like St. Pete/Clearwater, the result is sure to wow everyone who attends," said Visit St. Pete/Clearwater Director of Sports Kevin Smith. "And the fact that we were selected as the host destination for the next two years is a real honor," he added.

The 2009 BIG EAST Conference Baseball Championship will be played May 19-23, with the top-eight teams in the regular-season standings qualifying. The winner of the BIG EAST Championship receives the conference's automatic bid to the NCAA Championship.

The championship game of the 2009 BIG EAST tournament is scheduled to be televised on ESPNU May 23. Fans may also visit [www.BIGEASTBaseball.com](http://www.BIGEASTBaseball.com) to access the latest information about the championship, including ticket information, tournament brackets and a complete history of the event.



## Previous Championship Winners

2008	Louisville
2007	Rutgers
<b>2006</b>	<b>Notre Dame</b>
<b>2005</b>	<b>Notre Dame</b>
<b>2004</b>	<b>Notre Dame</b>
<b>2003</b>	<b>Notre Dame</b>
<b>2002</b>	<b>Notre Dame</b>
2001	Seton Hall
2000	Rutgers
1999	Providence
1998	Rutgers
1997	St. John's
1996	West Virginia
1995	Pittsburgh
1994	Connecticut
1993	St. John's
1992	Providence
1991	Villanova
1990	Connecticut
1989	Villanova
1988	St. John's
1987	Seton Hall
1986	St. John's
1985	St. John's

## Notre Dame's Championship History

year	seed	record	finish
2008	3rd	0-2	t-7th
2007	7th	0-2	t-7th
2006	1st	4-1	champion
2005	3rd	3-0	champion
2004	1st	3-1	champion
2003	3rd	3-0	champion
2002	1st	3-1	champion
2001	1st	1-2	3rd
2000	2nd	1-2	5th
1999	1st	1-2	5th
1998	1st	3-2	runner-up
1997	1st	2-2	3rd
1996	5th	4-2	runner-up

# On the Road with the Irish

The Notre Dame baseball team has travelled to all corners of the nation in recent years, including visits since 1990 to states spanning from Alabama, Arizona, California, Florida, Georgia, Hawaii, Louisiana, South Carolina, Tennessee, Texas and Washington. Since 1957, the Irish have played in 35 different states (plus Washington D.C.) and 126 cities (including scheduled 2009 trips). In the past 17 years, the Irish have posted wins on the fields of many perennial college baseball powers, including four wins on the road over Miami (4-2 in '89, 2-1 in '92, 6-3 in '92 NCAAs, 5-2 in '95) plus other road triumphs over Texas (13-4 in '91), Louisiana State (6-3 in '91), Arizona State (11-4 in '93), Wichita State (8-6 in '93), Florida State (4-3 in '93 NCAAs; 10-4 and 3-1 in '02 NCAAs), Clemson (8-1 in '94) and Mississippi State (7-0 in 2000 NCAAs, 7-5 and 4-2 in '01).

## Alabama

Mobile (Diamond Club Classic)  
Tuscaloosa (University of Alabama – 1996 NCAAs)

## Arizona

Mesa (HoHoKam Park)  
Phoenix (Oakland A's Tournament, **Phoenix Classic**)  
Tempe (Arizona State)  
Tucson (University of Arizona)

## Arkansas

Fayetteville (University of Arkansas)  
Jonesboro (Memphis, Arkansas State)  
State University (Arkansas State)

## California

Anaheim (Anaheim Classic)  
Berkeley (University of California)  
Fresno (Fresno State – 1989 NCAAs, FSU Classic)  
Fullerton ('03 NCAA Regional)  
Long Beach (Long Beach Classic)  
Los Angeles (Loyola Marymount, UCLA, USC)  
Riverside (California Riverside Invitational)  
San Diego (University of San Diego)  
Stockton (University of the Pacific)  
Santa Clara (Santa Clara)

## Connecticut

Norwich (Dodd Stadium – BIG EAST Tournament)  
Storrs (University of Connecticut)

## Florida

Boca Raton (Florida Atlantic Classic)  
Clearwater (**Bright House Networks Field, Jack Russell Stadium, BIG EAST-Big Ten Challenge**)  
DeLand (Stetson)  
Fort Myers (Florida Gulf Coast University)  
Gainesville (Univ. of Florida, '05 NCAA Regional)  
Homestead (Homestead Challenge)  
Jacksonville (Kennel Club Classic)  
Miami (1992 NCAA Regional, University of Miami, Florida International)  
Orlando (Central Florida, ACC/Disney Blast)  
Tallahassee (Florida State, FSU Tournament, '93 NCAA Regional, '02 NCAA Super Regional)  
Tampa (University of South Florida)  
St. Petersburg (Devil Rays Invitational, **BIG EAST-Big Ten Challenge**)  
West Palm Beach (Papa John's Classic)  
Winter Park (Rollins College, Rollins Invitational)



Notre Dame opened its 1998 season by participating in the ACC/Disney Blast – held at the 7,500-seat baseball facility in the Disney Wide World of Sports complex (spring training home of the Atlanta Braves). The Irish opened the ACC/Disney Blast with a 10-1 victory over perennial power Florida State.

## Georgia

Athens (University of Georgia)  
Atlanta (Georgia Tech, Oglethorpe)

## Hawaii

Honolulu (University of Hawaii)

## Illinois

Bloomington (Illinois Wesleyan)  
Carbondale (Southern Illinois)  
Champaign (University of Illinois, 1963 NCAAs)  
Chicago (Illinois-Chicago)  
DeKalb (Northern Illinois)  
Evanston (Illinois Tech, Northwestern)  
Joliet (**Silver Cross Field**)  
Lockport (Lewis University)  
Normal (Illinois State)  
Peoria (Bradley)  
Quincy (Quincy College)  
Romeoville (Lewis University)  
Sauget (St. Louis University)

## Indiana

Angola (Tri-State)  
Bloomington (Indiana University)  
Crawfordsville (Wabash College)  
Evansville (University of Evansville, Bosse Field, Braun Stadium)  
Fort Wayne (Memorial Stadium)  
Greencastle (DePauw)  
Huntington (Huntington College)  
Indianapolis (Butler, Marian College)  
Muncie (Ball State)  
Rensselaer (St. Joseph's College)  
South Bend (**Coveleski Stadium**)  
Terre Haute (Indiana State)  
Valparaiso (Valparaiso University)  
West Lafayette (Purdue)

## Kansas

Wichita (Wichita State)

## Kentucky

Lexington (University of Kentucky)  
Louisville (Big Four Classic, **University of Louisville**)  
Murray (Murray State)

## Louisiana

Baton Rouge (Louisiana State)  
New Orleans (Loyola, UNO Classic, Tulane)

## Maryland

Bethesda (Povich Field/vs. Georgetown)

## Massachusetts

Brockton (Campanelli Stadium/vs. BC)  
Chestnut Hill (Boston College)

## Michigan

Ann Arbor (**University of Michigan**)  
Big Rapids (Ferris State)  
Comstock Park (Old Kent/Fifth-Third Park)  
Detroit (University of Detroit, Wayne State)  
East Lansing (Michigan State)  
Grand Rapids (vs. Michigan)  
Hillsdale (Hillsdale College)  
Kalamazoo (**Western Michigan**, '57/'58 NCAAs, Sutherland Field)  
Mount Pleasant (Central Michigan)

## Minnesota

Minneapolis (University of Minnesota, 1960 NCAAs, Metrodome Classic)

## Mississippi

Cleveland (Delta State)  
Oxford (University of Mississippi)  
Starkville (Mississippi State, 2000 NCAA Regional)  
University (University of Mississippi)

## Missouri

Joplin (Missouri Southern)  
St. Louis (St. Louis University)  
Springfield (Southwest Missouri State)

## Nebraska

Omaha ('57 and '02 College World Series, Rosenblatt Stadium, Creighton)

## Nevada

Reno (University of Nevada)

## New Jersey

Bridgewater (Somerset Park – BIG EAST Tournament)  
Piscataway (Rutgers)  
South Orange (Seton Hall)  
Trenton (Mercer County Stadium – BE Tournament)

## New York

Hamilton (Colgate)  
Jamaica (**St. John's**)

## North Carolina

Durham (Duke, St. Bonaventure)  
Elon College (Elon College)

## Ohio

Athens (Ohio University)  
Bowling Green (Bowling Green State University)  
Cincinnati (**University of Cincinnati**, Xavier)  
Cleveland (Cleveland State)  
Columbus (1970 NCAAs)  
Dayton (University of Dayton, Wright State)  
Kent (Kent University)  
Toledo (University of Toledo)

## Oklahoma

Norman (University of Oklahoma)  
Oklahoma City (Oklahoma City University)  
Tulsa (Oral Roberts, MCC Tournament)

## Pennsylvania

Easton (Lafayette College)  
Pittsburgh (Duquesne, **University of Pittsburgh**)  
Philadelphia (Richie Ashburn Field)  
Plymouth Meeting (Villanova Ballpark)

## Rhode Island

Providence (Providence College)

## South Carolina

Clemson (1994 NCAA East Regional)  
Myrtle Beach (Coastal Federal Field)

## Tennessee

Clarksville (Austin Peay)  
Knoxville (University of Tennessee)  
Memphis (Christian Brothers, Memphis)  
Millington (Service Academies Classic)  
Nashville (Lipscomb, Vanderbilt)

## Texas

Austin (St. Edward's, University of Texas)  
College Station (Texas A&M)  
Corpus Christi (Whataburger Field)  
Dallas-Fort Worth (University of Dallas, Dallas Baptist, Texas Wesleyan)  
Houston (**Reckling Park**)  
Round Rock (Round Rock Classic–Dell Diamond)  
San Antonio (**Wolff Stadium**, St. Mary's University, Trinity)  
Seguin (Texas Lutheran)

## Virginia

Blacksburg (Virginia Tech)  
Charlottesville (Virginia)

## Washington

Seattle (Kingdome, University of Washington)

## Washington D.C.

Georgetown University

## West Virginia

Morgantown (West Virginia University)

## Wisconsin


Madison (University of Wisconsin)

Listings for games from 1958-2009  
**Bold** – scheduled 2009 Notre Dame trip





# History & Records



*Baseball has thrived at Notre Dame since its first varsity season in 1892. The program's many noteworthy letterwinners have included John Shea – seated at the bottom left of this 1908 photo – who co-wrote the famed Notre Dame victory march.*



## ALIVE AND WELL IN SECOND CENTURY

*Notre Dame baseball has produced its share of innovators and memories.*

The Notre Dame baseball program punctuated its growing emergence as modern-day contender by advancing to the 2002 College World Series, part of a 16-year run of seasons with 40-plus victories (the third-longest streak in all of Division I baseball, as of 2004). But the program's legacy runs much deeper, stretching back through 116 seasons and even as far back as the 1860s, when baseball began to emerge as a popular diversion at the Northern Indiana school.

Notre Dame can trace its founding to the mid-19th century, when Father Edward Sorin, C.S.C., and a small band of French missionaries set up camp a little north of South Bend, Indiana. The 1842 construction included building a log church and a small building and the founders immodestly labeled their creation the University of Notre Dame du Lac (Our Lady of the Lake).

In the early years, this all-male university enrolled students from first grade through college and there was a heavy emphasis placed on recreational activities. For the next 24 years after its founding, the main athletic diversions of



Adrian "Cap" Anson – who helped popularize baseball at Notre Dame – was considered one of the most dynamic players in professional baseball during the late 1800s.

Notre Dame students were ice skating, swimming, and cycling. Students also could be found playing team sports of European origin: cricket and soccer.

That all changed in 1866, when two young men from Marshalltown, Iowa – Sturgis and Adrian Anson – introduced a new sport to Notre Dame. The sport was base ball (it didn't become one word until much later) and it quickly became the biggest thing to hit the campus.

On any spring day, most of the Notre Dame student body could be found playing base ball on the many ball diamonds on the campus. During this period, Notre Dame had approximately 500 students in all combined programs.

In his autobiography, *A Ballplayer's Career*, Adrian "Cap" Anson spoke fondly of his days at Notre Dame. After leaving Notre Dame, in 1871, Anson became one of the original major league baseball players in the National Association, the first major league.

Anson went on to become the most dominant figure of 19th-century baseball, as the playing manager of the National League Chicago White Stockings (now the Cubs). Anson retired after a 27-year career with a .329 batting average and he was elected to the Baseball Hall of Fame in 1939, as a member of the fourth class.

For the first 20 years of base ball at Notre



First baseman Angus McDonald (left) and second baseman Frank McNicholas (right) were two of Notre Dame's first varsity baseball letterwinners, in the late 1800s.



Notre Dame's third varsity baseball team (1895; 3-2 record)







Fans flocked to Cartier Field in the 1950s, with the unique venue situated between the old Notre Dame Fieldhouse (upper left) and Notre Dame Stadium (beyond the outfield fence). One of Notre Dame's most recognizable present-day structures – Hesburgh Memorial Library (constructed in '63) – would be hovering over the third-base dugout in this 1950s photo.

Dame, all games were played on campus between club teams. The school began playing off-campus foes in the spring of 1888.

Notre Dame decided to sponsor varsity baseball in 1892. Five years earlier, the University had launched a varsity football program when Michigan's squad came to South Bend to teach a group of students the fundamentals. The next day, they played a football game and Michigan won handily.

Notre Dame also decided to inaugurate its varsity baseball program with a game against the Wolverines. The Michigan baseball team journeyed to South Bend and Notre Dame came away with a 6-4 victory in its first-ever baseball game.

From the early 1890s until the Notre Dame football team defeated Army in 1913, baseball was the biggest sport on the South Bend campus and Notre Dame was one of the best baseball teams in the country, despite there being fewer than 200 college students in the


University's active population at that time.

With such an illustrious beginning and a cast of characters who would go on to make their mark throughout the world of sports, Notre Dame baseball progressed into the 20th century as one of the university's most consistently enjoyable means of recreation.

Notre Dame baseball experienced great success during the 1906-08 seasons, posting a three-year record of 60-9 – with the 1908 season (20-1) remaining the best winning percentage in the program's history (.952).

The middle portion of the 1900s included one consistent link to Notre Dame baseball, as Clarence "Jake" Kline was associated with the program for 49 seasons in a 62-year stretch (1913-75), including an amazing run as Irish head coach that spanned five decades ('34-'75).

Kline's 1949 squad closed the first half of the century with one of the program's best seasons, qualifying for the program's first NCAA appearance. Notre Dame returned to the NCAAs in



Jake Kline made the journey from Williamsport, Pa., to Notre Dame in the fall of 1913 and remained part of the baseball program for 49 of the next 62 years.



Two-time All-American Elmer Kohorst led the Irish to the 1957 College World Series.

## Noteworthy Baseball Accomplishments By Former Notre Dame Students

Former Notre Dame students have made a lasting impact on the game of baseball, with the more unique contributions including:

### Founder of the Major League Baseball All-Star Game

Arch Ward (1933)

### Inventor of the batting tee

Bert Dunne (1924-25)

### Only teammate of George Gipp (football), Red Grange (football) and Ty Cobb (baseball)

Johnny Mohardt (1919-21)

### Only major leaguer to pitch a doubleheader shutout

Ed Reulbach (early 1900s)

### Defeated famous Columbia Giants in 1900, as his team's No. 2 pitcher

Bert Keeley (also pitched the first complete-game  
doubleheader  
of the 1908 season)

### Stopped Joe DiMaggio's minor-league 61- game hitting streak

Ed Walsh, Jr. (1926-28)

### Held National League stolen base record for more than 50 years

Bob Bescher (81 in 1911)

### Major leaguer who also played pro basketball

Ron Reed (1965)



Ron Reed

# Baseball History



Kevin Hardy (left) was Notre Dame's first three-sport athlete in the second half of the century ('64-'65, also football, basketball) while Bob Arnzen (right) was accomplished both on the diamond and the hardwood.



Rick Chryst – current commissioner of the Mid-American Conference – was one of the leaders of Notre Dame baseball in the early 1980s.

'56 and again in '57 – when three wins in the district playoffs at Western Michigan sent the Irish on to Omaha for the College World Series.

Notre Dame was a common face in the NCAA Tournament for 13 seasons, advancing to the postseason tournament five times in that stretch. The program then experienced its first major venue shift in 1977, relocating from old Cartier Field (just north of Notre Dame Stadium) to the east side of campus, in the area that later would be dubbed Jake Kline Field (north of the current Joyce Center).

Tom Kelly and Larry Gallo shepherded the baseball program through the first 12 seasons following Kline's retirement (1976-87). Notre Dame opened the decade of the 1980s by posting a 29-8 record in the 1980 season, highlighted by a 12-game lateseason winning streak.

Despite the program's many successes in its first 96 seasons, Notre Dame baseball entered a new level of excellence in the late 1980s. An ambitious young coach named Pat Murphy was hired to direct a program that had not tasted NCAA tournament action in nearly 20 years – and the Irish program responded with a string of 40-win seasons that spanned 16 years.

Murphy's first squad (39-22) posted 24 more wins than the previous team, with that breakthrough 1988 season representing the program's best win percentage since 1982.

Led by an assortment of talented players –



(from left) Second baseman Mike Moshier, short-stop Pat Pesavento and first baseman/outfielder Dan Peltier – pictured at South Bend's Coveleski Stadium – were the veteran leaders of the 1989 NCAA tournament team.

including All-American/Academic All-American Dan Peltier – the Irish fashioned a memorable 1989 season. The highlight of 1989 came in the rain-soaked Midwestern Collegiate Conference Tournament, when Notre Dame rallied for four wins in one hectic, soggy day to claim the tourney title and earn the league's automatic NCAA bid.

The success of the Murphy era continued through the 1994 season, with the Irish coming excruciatingly close to advancing to the College World Series in both 1992 (at Miami) and '93 (at Florida State).

## Home Is Where the Heart Is

Notre Dame baseball has called four primary facilities "home" for significant stretches in its 116-year history.

The majority of the games in the first 85 years were held at **Cartier Field** (left), an area that currently consists of the quad stretching between Notre Dame Stadium and the Hesburgh Library.

Irish baseball moved in 1977 to the other side of Juniper Road – just north of the Joyce Center – with games held on a facility later named **Jake Kline Field** (below left) in honor of the legendary coach (shown below, receiving bat).

Notre Dame split time in the 1988-93 seasons at **Coveleski Stadium** (below right), South Bend's minor-league facility, while **Frank Eck Stadium** (right) has been the home of Irish baseball since 1994.







*Notre Dame's 1992 NCAA Atlantic Regional Finalists*

*Row One (from left) – Bob Lisanti, Casey Clevenger, Edwin Hartwell, Cory Mee, Mike Rooney, Dan Bautch, Craig Counsell and Greg Layson.*

*Row Two – Adam Maisno, Craig DeSensi, Robbie Birk, David Sinnes, Rob Natichia, Tim Kraus, Steve Verduzco and Matt Haas.*

*Row Three – Tom Price, manager Derek Rakon, assistant coach Gary Tuck, head coach Pat Murphy, assistant coach Mike Gibbons, assistant coach Brian Cleary, trainer Mike Bean and student manager Celine Leneman.*

*Row Four – Chris Michalak, Craig Allen, Joe Binkiewicz, Dan Adams, Pat Leahy, Paul Failla, Marty DeGraff, Al Walania and Eric Danapilis.*

The level of success set by Cap Anson and his contemporaries carried on during the next 12 seasons, under the direction of head coach Paul Mainieri. The Irish program posted the seventh-best winning percentage in Division I baseball during the 1990s and went on to compile a string of 16 straight seasons with 40-plus wins.

All but the first season of the Mainieri era saw Notre Dame participate in the BIG EAST Conference. The Irish have advanced to the BIG EAST Tournament in each of their 13 seasons of league membership, becoming the first team to win three straight (from '02-'04, plus '05-'06)

while also claiming regular-season titles in 1997, 1999, 2001, '02, '04 and '06.

The Irish fittingly closed the 1990s in style, as Notre Dame played host to NCAA tournament action for the first time in 40 years. The 1999 NCAA South Bend Regional was well-received by the community, which cheered the Irish on to an 8-1 NCAA opening win over Creighton en route to a 43-18 final record.

Notre Dame then returned to the NCAAs with an inspiring showing at Mississippi State in 2000, followed by a record-setting 2001 season that saw the Irish claim the first No. 1 ranking

in the program's history and set the team record for wins (49-13-1).

Amazingly, the program kept climbing in 2002, as the Irish overcame a slew of injuries and rode the combination of a senior-dominated lineup and a youthful pitching staff all the way to the College World Series and a 50-18 final record – followed by a fifth straight NCAA trip in 2003, another record-setting season in 2004 (school-record 51 wins, only 12 losses), and more NCAA trips in 2005 and '06 to give the Irish seven straight seasons in the NCAAs.



*Notre Dame's 1998 pitching staff was led by (from left) Alex Shilliday (9-5, 3.54, 93 Ks), Brad Lidge (8-2, 4.15, 93), Aaron Heilman (7-3, 1.61, 78), Chris McKeown (4-2, 4.47, 37) and Tim Kalita (4-0, 2.78, 71) – with Lidge and Heilman going on to pitch in the Major Leagues while Kalita reached the triple-A level.*



*Notre Dame closed out the 1990s with an offensive barrage, as (from left) one-time teammates Mike Amrhein, Jeff Wagner and Brant Ust finished as the top three home-run hitters in Irish history.*



## IRISH MAKE THEIR MARK IN NCAA's

*Highlights include CWS trips in 1957 and 2002.*

### NCAA Tournament History

#### 1949 (0-2), at University of Notre Dame

1R – Wake Forest 4, Notre Dame 1  
1R – Wake Forest 10, Notre Dame 7

#### 1956 (1-2), at University of Minnesota

DP – Notre Dame 4, Minnesota 3  
DP – Minnesota 15, Notre Dame 5  
DP – Minnesota 10, Notre Dame 1

#### 1957 (5-3), CWS Participant

at Western Michigan University  
and Rosenblatt Stadium (Omaha, Neb.)  
DP – Notre Dame 18, Alma 2  
DP – Notre Dame 4, W. Michigan 2  
DP – Northwestern 9, Notre Dame 2  
DP – Notre Dame 6, Northwestern 1

1R – \* Iowa St. 13, Notre Dame 8 (10)  
2R – \* Notre Dame 23, Colorado St. 2  
3R – \* Notre Dame 9, Texas 0  
4R – \* Penn State 5, Notre Dame 4

#### 1958 (2-2), at Western Michigan University

DP – Valparaiso 2, Notre Dame 0  
DP – Notre Dame 11, Minnesota 7  
DP – Notre Dame 10, Valparaiso 4  
DP – Western Michigan 5, Notre Dame 4

#### 1959 (2-2), at University of Notre Dame

DP – Notre Dame 10, Detroit 0  
DP – Notre Dame 12, Minnesota 4  
DP – Western Michigan 2, Notre Dame 0  
DP – Western Michigan 9, Notre Dame 6

#### 1960 (0-2), at University of Minnesota

DP – Minnesota 15, Notre Dame 6  
DP – Ohio Univ. 5, Notre Dame 4

#### 1963 (1-2), at University of Illinois

DP – Western Michigan 2, Notre Dame 1  
DP – Notre Dame 5, Valparaiso 2  
DP – Illinois 4, Notre Dame 0

#### 1970 (1-2), at Ohio State University

DP – Southern Illinois 10, Notre Dame 2  
DP – Notre Dame 6, Minnesota 2  
DP – Southern Illinois 1, Notre Dame 0

#### 1989 – West II Regional (1-2), at Fresno State

Fresno State 9, Notre Dame 8  
Notre Dame 8, Portland 6 (13)  
Fresno State 11, Notre Dame 4

#### 1992 – Atlantic Regional (3-2), at Miami

South Carolina 5, Notre Dame 1  
Notre Dame 6, Miami 3  
Notre Dame 12, Delaware 6  
Notre Dame 11, South Carolina 2  
CG2 – Miami 5, Notre Dame 1

#### 1993 – East Regional (3-2), at Florida State

Notre Dame 15, Mississippi State 1  
Florida State 7, Notre Dame 3 (10)  
Notre Dame 12, Central Florida 3  
Notre Dame 4, Florida State 3  
Notre Dame 7, Florida State 3 (10)

While the first 50 years of varsity Notre Dame baseball were brimming with future major-leaguers and innovators, the next 60-plus seasons have seen Irish baseball emerge as a respected and regular participant in the NCAA Championship.

The Irish advanced to the NCAA's 14 times during the 1900s (and again from 2000-06), with a 41-44 overall NCAA record, trips to the 1957 and 2002 College World Series – and near-misses on trips to Omaha in 1992 and '93.

Notre Dame made its NCAA debut in 1949, winning the district playoffs with a 1-0 victory at Purdue and a 9-1 home win over Western Michigan. The Irish – who were led in '49 by first baseman Dick Gieldin's .350 batting average – played host to Wake Forest in an NCAA Region B series, but the Demon Deacons advanced with 4-1 and 10-7 wins and went on to finish as runner-up to Texas in the College World Series.

The Irish returned to the NCAA's in '56, at Minnesota for a District Four series. Notre Dame opened with a 4-3 win but the Gophers won the next two (15-5, 10-1) and went on to claim the CWS title, with a 15-1 win over Arizona.

After being eliminated by the CWS runner-up and champion in its first two NCAA appearances, Notre Dame returned in '57 to post one of the finest seasons in the program's history. With most of its players back from '56 – including All-America catcher Elmer Kohorst, clutch-hitting leftfielder Bob Senecal, strikeout thrower Tom Bujnowski and fellow righthander Chuck Symeon – the Irish posted an 11-7 regular-season record before winning the NCAA District Four tournament at Western Michigan.

Notre Dame began its march to Omaha with wins over Alma (18-2) and the host Broncos (4-2) but lost to Northwestern (9-2). The Irish and Wildcats faced off again the next day and a 6-



Jim Morris established a still-standing College World Series record for batting average (10-for-14, in '57).

1 Notre Dame win sent the Irish on the College World Series, where they won games over Colorado State (23-2, still a CWS record for runs in a game) and Texas (9-0, led by Symeon's five-hit gem) while losing to Iowa State (13-8) and eventual runner-up Penn State (5-4). Infielder Jim Morris hit 10-for-14 to establish a still-standing CWS batting average record (.714).

The Irish advanced to the NCAA's the next three seasons, with an 11-7 win over Minnesota, a split with Valparaiso and a 5-4 loss to host Western Michigan in '58. WMU beat the Irish twice in the '59 NCAA's – in South Bend (wins over Detroit and Minnesota) – while Minnesota and Ohio University ended Notre Dame's season in 1960, with the Gophers claiming another NCAA crown.



Notre Dame's 1949 NCAA Tournament team





Notre Dame's 1957 NCAA Third-Place Finishers – Row One (from left) – Tom Bujnowski, Jim Carideo, Steve Johnson, Elmer Kohorst, Jim Cusack, Ed Hurley, Paul Besser. Row Two – head coach Jake Kline, John Hammett, Henry Bretting, John Merlock, Jack Connors, Paul Sopko. Row Three – John Murphy, Bob Senecal, Joe Geneser, Pete Devito, Charles Symeon, Gene Duffy. Row Four – Bill Bell, Bob Giarrantano, Tom Marquez, John Casagrande, Jim Morris.

Top Irish hitters in the late 1950s included Morris, second baseman Dick Selcer and outfielder Gene Duffy, with the talented mound corps led by Symeon, strikeout-throwing lefty Frank Carpin and Nick Palihnich and Jack Mitchell (who still own some of the top season ERAs in Irish history).

The 1963 season brought an NCAA trip to Illinois, with losses to Western Michigan (2-1) and the host Illini (4-0) sandwiched around a win over Valparaiso (5-2). Notre Dame then had to wait seven years for its next NCAA appearance – a 6-2 win over Minnesota and a pair of losses to Southern Illinois, in 1970 action at Ohio State – and waited 19 more years before a return to the NCAAs, in 1989.

As if the emotion of making its first NCAA appearance in 20 seasons was not enough, get-



Second baseman Ed Hurley was part of a veteran infield unit on Notre Dame's 1957 College World Series team.

ting there was half the thrill – as Notre Dame won four rain-soaked games over a span of 23 hours to win the 1989 Midwestern Collegiate Conference Tournament and an automatic NCAA bid. The Irish headed to Fresno State and opened with a tough 9-8 loss to the host Bulldogs before beating Portland (8-6 in 13 innings) and losing again to Fresno (11-4). All-America centerfielder Dan Peltier was the offensive leader in '89 and Brian Piotrowicz paced the pitching staff.

While the victory totals and hopes for a return to the NCAAs kept mounting, the Irish did not get there until 1992. Once again, there were memories to be made.

After Notre Dame opened with a poor performance in a 5-1 loss to South Carolina at the 1992 Atlantic Regional, many foresaw a quick exit for the Irish as they took on the host Miami Hurricanes. Notre Dame spotted Miami a 3-0 lead but used a four-run fifth to claim the 6-3 upset. Dan Bautch's three hits led the offense while Alan Walania worked out of countless jams to get the win, with David Sinnes inducing a bases-loaded groundout to end the game.

The Irish beat Delaware (12-6) and South Carolina (11-2) to set up a winner-take-all final with the Hurricanes but ran out of gas, falling 5-1 in the final.

The 1993 NCAAs brought Notre Dame to Tallahassee, Fla., and the Irish opened with a 15-1 thumping of Mississippi State before nearly upsetting host Florida State. With the game tied 3-3 and one out in the bottom of the ninth, Irish shortstop Paul Failla tried to score from second on a single to left field but was called out on a controversial play at the plate. Then, in the 10th, Florida State's Ty Mueller hit a grand slam versus lefthanded reliever Chris Michalak, for a 7-3 Florida State win.

Despite the setback, the Irish downed Central Florida the next afternoon (12-3) before avenging the loss to Florida State with a 4-3 elimination-game win. Michalak – who also hit 8-for-18 in the regional as a late addi-

#### 1994 – East Regional (2-2), at Clemson

Old Dominion 9, Notre Dame 5  
Notre Dame 8, Clemson 1  
Notre Dame 5, The Citadel 1  
CG1 – Auburn 8, Notre Dame 0

#### 1996 – South I Regional (1-2), at Alabama

Notre Dame 12, Virginia 1  
Stetson 7, Notre Dame 6  
Virginia 7, Notre Dame 1

#### 1999 – South Bend Regional (1-2), at ND

Notre Dame 8, Creighton 1  
Cal State Fullerton 6, Notre Dame 3  
Michigan 11, Notre Dame 5

#### 2000 – Starkville Regional (3-2), at Mississippi St.

Notre Dame 8, Tulane 4  
Mississippi State 8, Notre Dame 1  
Notre Dame 10, Tulane 6  
CG1 – Notre Dame 7, Mississippi State 0  
CG2 – Mississippi State 10, Notre Dame 9

#### 2001 – South Bend Regional (3-2), at ND

Notre Dame 12, Wisconsin-Milwaukee 4  
Florida International 7, Notre Dame 6 (10)  
Notre Dame 11, UC Santa Barbara 10 (10)  
CG1 – Notre Dame 5, Florida International 2  
CG2 – Florida International 5, Notre Dame 4

#### 2002 CWS Participant (6-3)

#### 2002 – South Bend Regional (3-0), at ND

Notre Dame 8, Ohio State 6  
Notre Dame 25, South Alabama 1  
CG1 – Notre Dame 9, Ohio State 6

#### 2002 – Super Regional (2-1), at Florida State

Notre Dame 10, Florida State 4  
Florida State 12, Notre Dame 5  
Notre Dame 3, Florida State 1

#### 2002 – College World Series (1-2) Rosenblatt Stadium (Omaha, Neb.)

1R – \* Stanford 4, Notre Dame 3  
2R – \* Notre Dame 5, Rice 3  
3R – \* Stanford 5, Notre Dame 3

#### 2003 – Fullerton Regional (2-2), at CS Fullerton

Notre Dame 13, Arizona 5  
Cal State Fullerton 4, Notre Dame 3  
Notre Dame 6, San Diego 3  
CG1 – Cal State Fullerton 8, Notre Dame 1

#### 2004 – South Bend Regional (2-2), at ND

Kent State 2, Notre Dame 1  
Notre Dame 6, California Irvine 5  
Notre Dame 7, Kent State 1  
CG1 – Arizona 7, Notre Dame 6

#### 2005 – Gainesville Regional (2-2), at Florida

North Carolina 5, Notre Dame 1  
Notre Dame 7, Stetson 4  
Notre Dame 3, North Carolina 0  
CG1 – Florida 23, Notre Dame 3

#### 2006 – Lexington Regional (0-2), at Kentucky

College of Charleston 5, Notre Dame 4 (16)  
Kentucky 10, Notre Dame 4

\* – CWS game (1R – 1st-round, etc.)  
DP – District Playoff  
CG1/2 – Regional Championship Games

**Totals: 21 appearances (41-44)**



# NCAA History

tion for defensive purposes at first base – turned in a gutsy complete-game effort, scattering nine hits and one walk while striking out six in his 34th career win. Failla also gained some redemption with a timely, leaping stab on a linedrive in the eighth inning.

With the '93 win over FSU ending at 1:00 a.m., the Irish failed to fully recharge for the final game vs. Long Beach State (13-3). Third baseman Matt Haas earned what would be his first of two All-Regional selections, after an impressive tournament that included 11 hits in 20 at-bats and 10 RBI, plus a home run, triple and double.

The run of NCAA upsets on the opponent's field continued in 1994 at Clemson, as the Irish bounced back from a 9-5 loss to Old Dominion by stunning the Tigers (8-1). Tim Krause's five-hitter paved the way while Haas had three hits and three RBI vs. the hosts. The Irish then beat the Citadel (5-1) but came out flat on the final day, losing 8-0 to Auburn.

Other Notre Dame forays into the NCAA's came in 1996 at the University of Alabama – highlighted by a 12-1 win over No. 2 seed Virginia – and in 1999, when the Irish played host to a four-team regional at Eck Stadium. Aaron Heilman's complete-game outing carried the Irish to an 8-1 win over Creighton while freshman catcher Paul O'Toole became the first Irish player ever to hit a home run in four straight postseason games (all three NCAA games).

Then, in 2000, Notre Dame pushed host Mississippi State to the limit at the Starkville Regional – losing 10-9 on a ninth-inning home run in the title game and signaling good things to come for the Irish in the 21st century.

Another near-miss followed at the 2001 NCAA South Bend Regional, with Notre Dame and Florida International playing three hotly-contested games before the Panthers survived 5-4 in the title game.


Notre Dame broke through in 2002 (see pp. 120-121), winning the South Bend Regional with a pair of victories over Ohio State and a 25-1 dismantling of top-seeded South Alabama (sparked by Grant Johnson's 1-hitter and Steve Sollmann's 6-for-7, 7 -RBI day; see p. 5). The Irish then sent rumbles throughout the college baseball world by upsetting the nation's No. 1-ranked team, Florida State, in the Super Regional round (10-4, 5-12, 3-1). Johnson and fellow freshman Chris Niesel (a Florida native) picked up the wins while Kris Billmaier maintained his hot hitting (16-for-26 combined in the Regional and Super Regional, with eight RBI and 21 total bases).

Those wins sent the Irish back to Omaha and the College World Series for the first time in 45 years – with a pair of narrow losses to Stanford (3-4, 3-5) sandwiched around a thrilling 9th-inning comeback to beat Rice (5-3). Steve Stanley's one-out triple sparked the rally, followed by Steve Sollmann's single up the middle and Brian Stavisky's game-ending home run over the rightfield fence.



Brian Stavisky posted a .386 career batting average in the NCAA's, with his seven career NCAA Tournament home runs including the blast that sparked the 2002 Super Regional upset of Florida State (pictured).

Notre Dame then reached the regional title games in 2003 (vs. host Cal State Fullerton), 2004 (at Eck Stadium, vs. Arizona) and 2005 (vs. host Florida), with Sollmann adding two more all-regional performances to his impressive career resume.



Notre Dame's impressive showing at the 2000 NCAA Starkville Regional vaulted the Irish on to the landmark 2001 and '02 seasons. The 2000 Regional performance included (pictured, from left) an elimination-game rally to beat Tulane (after riding out a tornado delay, with the game ending at 12:53 a.m.); the spirited leadership of centerfielder Steve Stanley, one of several ND players who became favorites of the famous "Leftfield Lounge" fan section; and Danny Tamayo pitching a three-hit shutout versus host Mississippi State (forcing a winner-take-all game, with the Bulldogs winning 10-9 on a ninth-inning home run).





# Notre Dame Baseball Career NCAA Tournament Stat Leaders (since 1989; minimum 22 ABs)t-

Player	Years	GP/GS	AB	R	H	RBI	BB	K	2B/3B/HR	SB/SBA	AVG
Matt Haas	1992-94	11/9	37	6	19	15	3	5	1/0/1	0-0	.514
Steve Sollmann	2001-04	22/22	93	23	43	18	8	7	2/3/1	9-11	.462
Kris Billmaier	2000-03	23/23	87	10	39	20	9	13	8/1/0	0-1	.448
Steve Stanley	1999-2002	22/22	93	27	40	10	9	6	3/2/0	6-8	.430
Edwin Hartwell	1992-93	9/7	22	6	9	5	8	3	1/1/0	0-2	.409
Brian Stavisky	2000-02	19/19	83	23	32	30	6	13	5/0/7	2-3	.386
Alec Porzel	1999-2001	13/13	59	12	22	15	5	8	6/0/1	3-3	.373
Paul O'Toole	1999-02	22/22	84	19	31	17	11	9	5/1/6	2-3	.369
Steve Andres	2003-06	13/9	42	6	15	5	5	5	4/0/1	0-0	.357
Brett Lilley (4 HBP)	2005-06	6/6	23	3	7	4	0	4	1/0/0	0-0	.304
Andrew Bushey	1999-2002	22/22	86	9	25	13	8	6	3/0/1	1-2	.291
Eric Danapilis	1992-93	9/9	31	6	9	7	5	3	2/0/0	1-2	.290
Matt Nussbaum	1999-2000	8/8	31	3	9	4	2	4	1/0/0	0-0	.290
Javi Sanchez	2002-04	17/17	63	9	18	10	5	6	1/0/1	1-2	.286
Jeff Felker	1999-2000	8/8	33	5	9	6	1	6	3/0/1	0-0	.273
Rowan Richards	1993-94, '96	9/5	22	3	6	2	2	5	2/0/1	0-0	.273
Joe Thaman	2001-04	18/18	63	13	17	5	7	7	3/1/0	0-0	.270
Craig Counsell	1989, '92	7/7	26	3	7	2	6	7	0/0/0	0-0	.269
Greg Layson	1992-94	13/13	56	10	15	1	4	7	0/0/0	1-1	.268
Paul Failla	1992-94	13/13	48	9	12	4	7	8	2/0/0	3-3	.250
Matt Edwards	2003-04	12/12	44	5	11	8	6	16	2/1/2	0-0	.250
Matt Macri	2003-04	8/8	32	6	8	5	2	7	0/0/0	0-0	.250
Ryan Topham	1993-94	9/9	28	6	7	2	10	10	1/0/0	1-1	.250
Matt Bransfield	2003-06	11/9	28	3	7	3	4	8	2/0/0	0-0	.250

Current players in **bold**

## Top One-Year NCAA Players

Dan Bautch (1992; 6-for-13/.462, 4 GS, 2 R, RBI, BB, 2 Ks, 2B, 4-4 SB)

Chris Michalak (1993; 5-for-12/.417, 3 GS, R, 2 RBI, 3 Ks, 2B)

Randall Brooks (1996; 4-for-12/.333, 3 GS, 2 R, BB, 4 Ks, 2 2B, 1-1 SB)

## Notre Dame's NCAA Tournament All-Regional Team Selections (since 1992)

### 1992 – Atlantic Regional (at Miami)

Joe Binkiewicz (Sr., 1B)  
Craig Counsell (Sr., SS)  
Eric Danapilis (Jr., OF)  
Alan Walania (Jr., RHP)

### 1993 – East Regional (at Florida State)

Matt Haas (Jr., 3B)  
Edwin Hartwell (Sr., OF)  
Chris Michalak (Sr., 1B/LHP)

### 1994 – East Regional (at Clemson)

Paul Failla (Jr., SS)  
Matt Haas (Sr., 1B)  
Robbie Kent (So., 3B)

### 1996 – South I Regional (at Alabama)

George Restovich (Sr., 1B)  
Rowan Richards (Sr., LF)

### 1999 – South Bend Regional (at Notre Dame)

Aaron Heilman (So., RHP)  
Paul O'Toole (Fr., C)  
Alec Porzel (So., SS)

### 2000 – Starkville Regional (at Mississippi State)

Kris Billmaier (Fr., LF)  
Jeff Felker (Sr., 1B)  
Paul O'Toole (So., C)  
Alec Porzel (Jr., SS)  
Danny Tamayo (Jr., RHP)

### 2001 – South Bend Regional (at Notre Dame)

Andrew Bushey (Jr., 3B)  
Peter Ogilvie (So., RHP)  
Alec Porzel (Sr., SS)  
Steve Stanley (Jr., CF)  
Brian Stavisky (So., LF)

### 2002 – South Bend Regional (at Notre Dame)

MVP – Steve Sollmann (So., 2B)  
Kris Billmaier (Jr., LF)  
Grant Johnson (Fr., RHP)  
Paul O'Toole (Sr., C)  
Steve Stanley (Sr., CF)  
Brian Stavisky (Jr., LF)

### 2002 College World Series All-Tournament Team

Steve Stanley (Sr., CF)

### 2003 – Fullerton Regional (at Cal State Fullerton)

Kris Billmaier (Sr., CF)  
Javi Sanchez (Jr., C)  
Steve Sollmann (Jr., 2B)  
Joe Thaman (Jr., 1B)

### 2004 – South Bend Regional (at Notre Dame)

Steve Andres (So., LF)  
Matt Edwards (Jr., 1B)  
Steve Sollmann (Sr., 2B)  
Tom Thornton (So., LHP)

### 2005 – Gainesville Regional (at Florida)

Dan Kapala (So., RHP)  
Brett Lilley (Fr., 3B)

### 2006 – Lexington Regional (at Kentucky)

Craig Cooper (Sr., 1B)  
Alex Nettey (Sr., CF)



Craig  
Counsell



Matt Haas



Chris Michalak



Alec Porzel

[illegible]



IES



# All-Americans

The Notre Dame baseball program has seen 18 of its players named to official All-America teams a total of 23 times – including 11 players who have combined for 15 All-America seasons since 1995.

The 2004 season saw third baseman Matt Macri and closer Ryan Doherty each receive All-America honors, as Notre Dame was one of only four schools in the nation with a full-time position player and pitcher on the 2004 All-America team named by the College Baseball Writers. Macri was one of only seven position players named a first- or second-team All-American by *Baseball America*, *USA Today* and *Collegiate Baseball* magazine in 2004.

Pitching ace Aaron Heilman (a rare four-time All-American) and centerfielder Steve Stanley were consensus first-team All-Americans in consecutive seasons (Heilman '01, Stanley '02) and each was a finalist for various national player-of-the-year awards as seniors.

The 18 Notre Dame baseball players who have earned All-America honors break down as follows:

- By position: catchers Elmer Kohorst and Walt Osgood, first baseman Craig Cooper, second basemen Dick Selcer and Steve Sollmann, shortstop Rich Gonski, third basemen Brant Ust and Macri, four outfielders (Dan Peltier, Eric Danapilis, Ryan Topham and Stanley), four starting pitchers (Nick Palihnich, Heilman, Chris Niesel and Jeff Manship) and relievers J.P. Gagne and Doherty.

- The 18 have combined for 23 All-America seasons (four by Heilman, two each by Kohorst and Stanley)

- By class year: nine seniors (Kohorst, Selcer, Osgood, Gonski, Danapilis, Heilman, Stanley, Gagne and Cooper), nine juniors (Kohorst, Palihnich, Peltier, Topham, Heilman, Stanley, Sollmann, Macri and Manship), four sophomores (Ust, Heilman, Niesel, Doherty) and one freshman (Heilman).

- By association/publication: 16 from the ABCA (since '54), 13 from NCBWA (since '81), 10 from *Collegiate Baseball* (since '91), eight from *Baseball America* (since '81) and five from *USA Today* (since 2000).



Elmer Kohorst ('56, '57) Dick Selcer ('59) Nick Palihnich ('60) Walt Osgood ('62)



Rich Gonski ('64) Dan Peltier ('89) Eric Danapilis ('93) Ryan Topham ('95)



Aaron Heilman ('98-'01) Brant Ust ('98) Steve Stanley ('01, '02) Chris Niesel ('03)



Steve Sollmann ('03) J.P. Gagne ('03) Matt Macri ('04)



Ryan Doherty ('04) Craig Cooper ('06) Jeff Manship ('06)

NOTRE DAME



ABCA, BA All-American  
First-Team Selection (1956, '57)




## ELMER KOHORST

Catcher • Albany, Minnesota  
.323, 254 AB, 3 HR, 16 2B, 49 RBI

ABCA First Team All-American (1956, '57)  
Team Co-Captain of 1957 CWS Team

Leader of 1957 College World Series team, noted for his strong arm and expert handling of the Irish pitching staff ... also had solid offensive ability and good size (6-2, 190) for the catcher's position ... as a junior, he led the 1956 team in batting (.342) and RBI (22).

NOTRE DAME



ABCA All-American  
Third-Team Selection (1960)



## NICK PALIHNICH

Pitcher • West Orange, New Jersey  
2.36 ERA, 12-4, 148.2 IP, 115 K

American Baseball Coaches Association  
Third Team All-American (1960)

Lanky righthander (6-1, 180) still ranks second all-time in career ERA (2.36) ... posted 1.25 ERA (3rd-best in ND history) as sophomore in 1959 (with 1.67 BB/9 IP and a 4.0 K-to-BB ratio) before All-America honors in 1960 (3.08, 6-2 record, 55 Ks/13 BB, 4.23 ratio ranks 11th).

NOTRE DAME



ABCA All-American  
Third-Team Selection (1959)



## DICK SELCER

Second Baseman • Cincinnati, Ohio  
.335, 179 AB, 3 HR, 44 RBI

ABCA Third Team All-American (1959)

Led 1958 team with 30 RBI, one season after the Irish went to the College World Series ... also legged out six triples in that 1958 season, setting the Notre Dame record for triples in a season (now tied for ninth) ... his All-America season in 1959 included a team-best .352 batting average ... joined centerfielder Gene Duffy as 1959 team co-captains.

NOTRE DAME



ABCA, BA All-American  
Second-Team Selection (1962)



## WALT OSGOOD

Catcher • Compton, California  
.279, 197 AB, 4 HR, 9 2B, 34 RBI

ABCA and *Baseball America*  
Second Team All-American (1962)

California native who remains one of the top catchers in the Notre Dame baseball program's history ... bounced back from junior-year slump for an All-America season as a senior in 1964, when he batted .343 with 13 RBI in 17 games played.


**All-America Designations** – ABCA (American Baseball Coaches Association; since 1954) ...

BA – *Baseball America* magazine (since 1981) ... CB – *Collegiate Baseball* magazine (since 1991) ...

NCBWA – National College Baseball Writers Association (since '81) ... USA – *USA Today Sports Weekly* (2000-05)  
stats indicate career numbers






ABCA All-American  
Second-Team Selection (1994)


### RICH GONSKI

Shortstop • Chicago, Illinois  
.353, 320 AB, 12 HR, 17 2B, 57 RBI

American Baseball Coaches Association  
Second Team All-American (1994)

Quick-thinking shortstop who swung a heavy bat, hitting .379 in his All-America senior season – with his .707 slugging pct. (now 10th in ND record book) including a then-school record 10 home runs in that 1965 season (no other Notre Dame player hit more than 7 HRs in a season until 1984).


ABCA, BA All-American  
First-Team Selection (1989)


### DAN PELTIER

Outfielder • Clifton Park, New York  
.406, 28 HR, 60 2B, 202 RBI, .659 slug

ABCA, BA, NCBWA First Team All-American (1989)  
Two-Time Academic All-American (1988, '89)

Rare All-America/Academic All-America double honoree who still holds ND record for career batting avg. (.406), 2nd with .659 slugging pct., 2nd with .484 on-base pct. and 202 RBI (despite playing only three seasons) ... his 1989 season included ND records for slugging (.783), RBI (93), 2B (32), plus .446 batting (2nd), .513 OB (6th), 15 HR (7th).


Consensus All-American  
First-Team Selection (1993)


### ERIC DANAPILIS

Outfielder • St. Joseph, Michigan  
.405, 29 HR, 61 2B, 221 RBI, .559 OB

Consensus first team All-American (1993)  
All-Tournament – 1992 NCAA Atlantic Regional

Dominant four-year player who still holds ND career records for RBI (221) and on-base pct. (.494), 2nd in batting (.405) and doubles (61), 3rd in slugging (.643), 4th in hits (295), 6th in walks (131) ... '93 season included .438 batting (now 4th in ND history), 85 RBI (2nd), .726 slugging (5th), .522 OB (3rd), 24 2B (t-3rd) ... set ND record for OB in '91 (.531).


ABCA All-American  
Third-Team Selection (1995)


### RYAN TOPHAM

Outfielder • Portage, Michigan  
.320, 34 HR, 39 2B, 165 RBI, 149 BB

American Baseball Coaches Association  
Third Team All-American (1995)

Earned All-America honors as a junior with 1995 season that included .335 batting, 79 RBI (now t-4th in ND history), .773 slugging pct. (3rd), 18 HR (t-2nd), 5 3B, 18 2B, .506 on-base (t-9th) and 35 BB ... still holds ND record for walks in a season (63, in '94) ... 4th in ND career on-base pct. (.470), 6th in slugging (.627), 6th in home runs (34), 2nd in walks (149).

### Best of the Best?

All-America centerfielders **Dan Peltier** ('89), **Eric Danapilis** ('93) and **Steve Stanley** ('02) have combined for three of the best all-around offensive seasons in Notre Dame history, with All-America first baseman **Craig Cooper** (a converted outfielder) fashioning his own impressive all-around season in 2006.

Peltier (pictured at left) ultimately rises above all the rest as owner of the program's most dominant offensive season (1989), with the potent 3-hole hitter still holding Notre Dame season records for slugging pct. (.783), "OPS" (1.296 combined on-base pct. plus slugging), RBI (93) and doubles (32, led nation in '89), in addition to a then-record .446 season batting average (now 2nd), 15 home runs (7th), five triples and only 17 strikeouts (he reached base in 64 of 68 games). Since 1962, Peltier remains one of three players to lead the Irish in batting average, home runs and RBI in the same season.

Danapilis (pictured below) did his damage as the 1993 cleanup batter, compiling a 1.248 OPS that ranks behind only Peltier. Danapilis, his classmate Edwin Hartwell and Peltier remain the only Irish players ever to post a slugging percentage above .700 and on-base pct. above .500 in the same season (Danapilis had .726 slugging in '93, still 5th in the ND record book). His other 1993 stats included a .438 season batting avg. (now 4th), a .522 on-base pct. (3rd), 96 hits (6th), 85 RBI (2nd), 24 doubles (3rd), 13 home runs (13th) and 13 stolen bases.

Stanley's stellar leadoff season in 2002 (see p. 118) included a .506 on-base pct. (now 9th in ND history), 76 runs (6th) and 32 stolen bases (5th). The 5-9 speedster's 119 hits eclipsed Peltier's record (115) while his .439 batting average stands third all-time among Irish players.

Danapilis also racked up a huge number of total bases in 1993 (159, with Stanley totaling 147 in '02) – but both of those marks are well shy of yet another seemingly untouchable Peltier record (202 total bases).

Cooper's impressive season as the 2006 leadoff batter included a 1.176 OPS (7th in ND history, best since '93), .425 batting (6th) and reaching base in 55 of 57 games, plus: a 21-game hit streak (tying that ND record), a .522 on-base pct. (tying Danapilis for 3rd), a nation-leading and ND-record 79 runs scored, nine home runs, 19 doubles, 38 walks, 10 HBPs, nine stolen bases and only 10 Ks.


ABCA, BA All-American  
Third-Team Selection 1998


### BRANT UST

Third Baseman • Redmond, Washington  
.368, 46 HR, 51 2B, 170 RBI, .676 slug

ABCA, BA Third Team All-American (1998)  
USA National Team Member (1998)  
BIG EAST Player of the Year (1998)

Potent offensive player who served as 2B, SS and 3B in three-year career ... his All-America junior season included .373 batting avg., 18 home runs (t-2nd ND history), 58 RBI, 20 doubles and 11 stolen bases ... holds ND record for career slugging pct. (.676), plus 2nd in home runs (46).

# All-Americans



NOTRE DAME



**AARON HEILMAN**  
Pitcher • Logansport, Indiana  
2.49 ERA, 43-7, 12 SV, 393.2 IP, 425 K

## Major All-America Awards

*Collegiate Baseball* (3rd tm '98, '99; 1st tm '00, '01)  
*ABCA* (3rd team '99; 2nd team '00; 1st team '01)  
*USA Today* (2nd team '00; 1st team '01)  
*NCBWA* (3rd team '00; 1st team '01)  
*Baseball America* (1st team '01)  
National Player of the Year finalist ('01)  
BIG EAST Pitcher of the Year ('00, '01)  
Team USA National Team member ('99)

- 14th Division I player with 40 wins, 400 Ks
- Led nation in ERA as a freshman (1.61, '98)
- Set ND career records for wins, innings and Ks; set ND season records for Ks (118, twice), wins (15) and complete games (12, both in '01)
- Set BIG EAST records for wins (23-4), Ks (199) and complete games (18); tied single-game K record (18)



## Aaron Heilman ... a Rare Four-Year All-American

Completed college career (1998-2001) as one of the most accomplished student-athletes in Notre Dame history, becoming Notre Dame's 14th four-year All-American (in any sport) and 14th Division I player to compile 40-plus wins and 400-plus Ks in his career ... led nation in ERA as a freshman in 1998 (1.61) before serving as one of top pitchers on the U.S. National Team in the summer of 1999 ... finalist for several 2001 national player-of-the-year awards while posting four Notre Dame career records (43 wins, 425 Ks, 393.2 innings, six double-digit K games) and five season records (15 wins, 118 Ks, 12 complete games, 15 consecutive wins, 15-0 season start) ... set BIG EAST Conference records for career BIG EAST wins (23-4), Ks in BIG EAST play (199) and complete games in a BIG EAST season (8) and career (18) – while tying the record for Ks in a BIG EAST game (18, 10-inning win at West Virginia in '01) ... his 2.49 career ERA ranks tied for third in the Irish record book (second among pitchers with 70-plus career IP) and is the best since 1961 (min. 70 IP) ... his many other noteworthy feats include the third-best career K-to-walk ratio in the ND record book (3.66), winning 25 of his final 26 decisions, posting a 24-3 career record and 2.14 ERA in games away from home, and averaging 33 innings per home run allowed.

NOTRE DAME



Two-Year All-America Selection  
Consensus First Team All-American (2002)



**STEVE STANLEY**  
Centerfielder • Upper Arlington, Ohio  
.384, 385 H, 2 HR, 47 2B, 116 SB

Consensus First Team All-American (2002)  
*USA Today* Second Team All-American (2001)  
*Baseball America* First Team All-American (2001)  
BIG EAST Player of the Year (2001, '02)


Steve Stanley concluded his career ranked third in D-I history for career hits (385) and second in consecutive starts (256) ... the 5-8, 155-pound speedster also set ND records for runs (256), stolen bases (116), ABs (1,003), games and starts (both 256), ranking 2nd in total bases (461) and sac. bunts (30, now t-5th), 3rd in batting (.384), 7th in walks (126), t-9th in triples (12), 11th in on-base pct. (.449, now 12th) and 13th in doubles (47; now 15th) – good for top-10 in 10 of 20 career categories ... he set BIG EAST career records for hits (154), runs (110), games (102) and ABs (399) in BIG EAST regular-season action and was one of four players in the nation to earn consensus first team All-America honors in 2002 ... he was the first repeat winner of BIG EAST player of the year, the second ever to add BIG EAST Tournament MVP honors in the same season ('02), and was dubbed the "Roy Jones of college baseball" (best pound-for-pound), per *Baseball America* ... one of three ND players to hit .400-plus multiple times: .400 in '01 (102 H, 76 R, 31 SB), .439 (3rd in ND history) in '02 (ND-record 119 H, 77 R, 32 SB, .506 OB).

## Hitting The Ball ... and the Books

Centerfielder **Dan Peltier** ('89), second baseman **Steve Sollmann** ('03) and pitcher **J.P. Gagne** ('03) are the only Notre Dame baseball players ever to couple All-America and Academic All-America honors in the same season (47 other ND student-athletes have done so, with Peltier and Sollmann two of only 13 to earn the double honor as non-seniors, doing so as juniors).

Peltier ('88/'89 Academic All-American) signed after his junior season and went on to a big-league career – but he returned in the falls of 1990 and '91, graduating with a 3.42 cumulative GPA as an accounting major. He went on to become V.P. for financial advising with Merrill Lynch in St. Paul, Minn. Sollmann was a second team Academic All-American in 2003 and earned first team honors in 2004 – becoming the program's fifth repeat Academic All-American. He graduated with a 3.44 GPA as a marketing major, closing with a 4.0 in the 2004 spring term. Sollmann and Gagne (3rd team; 3.40 GPA, finance major) comprise one of six pairs of teammates in Notre Dame athletics history to earn All-America and Academic All-America honors in the same season (others are teammates from the 1966 and 1970 football teams, the 2001 softball team, and the 2003 and '07 track-and-field squads).

NOTRE DAME



NCBWA All-American  
Third-Team Selection (2003)



**J.P. GAGNE**  
Pitcher • Bloomington, Minnesota  
3.90 ERA, 25-16, 21 SV, 298.0 IP, 205 K

NCBWA Third Team All-American (2003)  
CoSIDA Third Team Academic All-American (2003)

Joined future big-league players Chris Michalak and Aaron Heilman as only Notre Dame pitchers with 20-plus wins, 10-plus saves ... rare All-America/Academic All-America combo (3.40 GPA, finance) ... set ND records for career GP (94), season saves (13; now 2nd), now 4th in career saves (19), 8th in IP (298.0), 9th in wins (25-16), 11th in Ks (205).







ABCA Second Team All-American;  
NCBWA Third Team All-American (2003)



## STEVE SOLLMANN

Second Baseman • Cincinnati, Ohio  
.360, 302 H, 13 HR, 38 2B, 84 SB

ABCA (Coaches) Second Team All-American (2003)  
NCBWA (Writers) Third Team All-American (2003)  
Academic All-American (1st team '04, 2nd team '03)

Prep centerfielder who made great transition to second base with the Irish ... one of 11 non-seniors at Notre Dame ever to combine All-America and Academic All-America honors ... clutch postseason performer, with .462 career batting average in the NCAAAs (3-time all-Regional pick).



Collegiate Baseball Second Team;  
NCBWA Third Team All-American (2003)



## CHRIS NIESEL

Pitcher • Plantation, Florida  
3.21 ERA, 21-4, 2 SV, 272.2 IP, 233 K

Collegiate Baseball Second Team All-American ('03)  
NCBWA (Writers) Third Team All-American ('04)

Classic bulldog and staff ace whose 4.09 career strikeout-to-walk ratio set Notre Dame record ... career postseason stats included a 1.65 ERA in eight appearances (33 K, 14 BB) ... his All-America sophomore season in 2003 (BIG EAST pitcher of the year) featured a 2.65 ERA, 9-1 record, 87 strikeouts and only 19 walks.



BA, USA Today, NCBWA Second Team;  
CB Third Team All-American (2007)



## MATT MACRI

Third Baseman • Clive, Iowa  
.316, 14 HR, 104 RBI, 33 2B, 19 SB

BA, USA Today, NCBWA Second Team All-American;  
Collegiate Baseball Third Team All-American (2004)

Overcame 2002 elbow injury, starting at shortstop in '03 and third base in '04 ... ranked 1st or 2nd on '04 team in 17 categories, including batting (.367), HR (14), RBI (56), runs (76; t-6th ND history), SBs (12), 3Bs (7), TBs (158; 3rd ND history), slugging (.667), 2Bs (15) ... 3rd ND player with 80-plus hits (87), 40-plus walks (40) in same season.



ABCA Second Team All-American;  
NCBWA Second Team All-American (2004)



## RYAN DOHERTY

Pitcher • Toms River, New Jersey  
2.84 ERA, 8-4, 20 SV, 98.1 IP, 134 K

ABCA, NCBWA Second Team All-American (2004)

His All-America 2004 season included 12 saves (8th in nation), 2.38 ERA, 5-1 record, 46 Ks, 11 BB, 19 hits (.160 opp. batting), 34 IP and 1-of-17 inherited runners scored ... 7-foot-1, 235-pounder who allowed only 6.22 hits per 9 IP in career (top spot in ND record book), also now ranking 10th in ND career ERA (2.84) and 2nd in Ks/9 IP (12.17).



BA and CB Second Team All-American;  
NCBWA Third Team All-American (2006)



## CRAIG COOPER

First Baseman • Plainville, New York  
.361, 26 HR, 162 RBI, 191 R, 52 2B, 45 SB

Baseball America and CB Second Team All-American  
NCBWA Third Team All-American (2006)

All-America '06 season included reaching base in 55 of 57 GP and 21-game hit streak (tied ND record) ... BIG EAST all-time leader with .344 career batting in league games ... led nation with ND-record 79 runs scored, 6th nationally with .425 batting and posted .522 on-base pct. (t-3rd in ND history) ... 7th-best career OB in ND record book (.461).



Collegiate Baseball All-American  
Third-Team Selection (2006)



## JEFF MANSHIP

Pitcher • San Antonio, Texas  
3.39 ERA, 11-3, 116.2 IP, 131 K

Collegiate Baseball Third Team All-American (2006)

Joined teammate Craig Cooper in sweeping the 2006 BIG EAST pitcher- and player-of-the-year awards ... his career strikeout rate (10.11 Ks per 9.0 innings) ranks 4th in Notre Dame history (2nd-best in 40 years) ... his All-America season in 2006 included 111 Ks (t-3rd in ND history), a 3.26 ERA and 9-2 record ... returned from elbow surgery that sidelined him for freshman season in 2004.

# Honors & Awards



This 1999 meeting on the mound included consecutive Freshman All-Americans (from left): Aaron Heilman ('98), Brant Ust ('97) and Paul O'Toole ('99).

## All-Americans

### • American Baseball Coaches (since 1954)

1956	Elmer Kohorst, Jr., C (1st team)
1957	Elmer Kohorst, Sr., C (1st team)
1959	Dick Selcer, Sr., 2B (3rd team)
1960	Nick Palihnich, Jr., RHP (3rd team)
1962	Walt Osgood, Sr., C (2nd team)
1964	Rich Gonski, Sr., SS (2nd team)
1989	Dan Peltier, Jr., OF (1st team)
1993	Eric Danapilis, Sr., OF (1st team)
1995	Ryan Topham, Jr., OF (3rd team)
1998	Brant Ust, So., 3B (3rd team)
1999	Aaron Heilman, So., RHP (3rd team)
2000	Aaron Heilman, Jr., RHP (2nd team)
2001	Aaron Heilman, Sr., RHP (1st team)
2002	Steve Stanley, Sr., CF (1st team)
2003	Steve Sollmann, Jr., 2B (2nd team)
2004	Ryan Doherty, So., RHP (2nd team)

### • Baseball America (since 1981)

1989	Dan Peltier, Jr., OF (1st team)
1993	Eric Danapilis, Sr., OF (1st team)
1998	Brant Ust, So., 3B (3rd team)
2001	Aaron Heilman, Sr., RHP (1st team)
	Steve Stanley, Jr., CF (3rd team)
2002	Steve Stanley, Sr., CF (1st team)
2004	Matt Macri, Jr., 3B (2nd team)
2006	Craig Cooper, Sr., 1B (2nd team)

### • Collegiate Baseball Writers (since 1981)

1989	Dan Peltier, Jr., OF (1st team)
1993	Eric Danapilis, Sr., OF (1st team)
1998	Brant Ust, So., 3B (3rd team)
2000	Aaron Heilman, Jr., RHP (3rd team)
2001	Aaron Heilman, Sr., RHP (1st team)
	(also NCBWA District V Player of the Year)
2002	Steve Stanley, Sr., CF (1st team)
2003	J.P. Gagne, Sr., RHP (3rd team)
	Chris Niesel, So., RHP (3rd team)
	Steve Sollmann, Jr., 2B (3rd team)
2004	Matt Macri, Jr., 3B (2nd team)
	Ryan Doherty, So., RHP (2nd team)
2006	Craig Cooper, Sr., 1B (3rd team)

### • Collegiate Baseball Magazine (since 1991)

1993	Eric Danapilis, Sr., OF (1st team)
1998	Aaron Heilman, Fr., RHP (3rd team)
1999	Aaron Heilman, So., RHP (3rd team)
2000	Aaron Heilman, Jr., RHP (1st team)
2001	Aaron Heilman, Sr., RHP (1st team)
2002	Steve Stanley, Sr., CF (1st team)
2003	Chris Niesel, So., RHP (2nd team)
2004	Matt Macri, Jr., 3B (3rd team)
2006	Craig Cooper, Sr., 1B (2nd team)
	Jeff Manship, Jr., RHP (3rd team)

### • USA Today (2000-05)

2000	Aaron Heilman, Jr., RHP (2nd team)
2001	Aaron Heilman, Sr., RHP (1st team)
	Steve Stanley, Jr., CF (2nd team)
2002	Steve Stanley, Sr., CF (1st team)
2004	Matt Macri, Jr., 3B (2nd team)

## USA National Team Members

1964	Shaun Fitzmaurice, OF (Olympic team)
1998	Brant Ust, 3B, So. (World Jr. Champ.)
1999	Aaron Heilman, RHP So.
	(World Junior Championship team)
2002	Grant Johnson, RHP, Fr.
	(World Junior Championship team)

## CoSIDA Academic All-Americans

1977	Tim Pollock, Sr., C (1st)
1980	Dave Bartish, Sr., IF (1st)
1981	Rick Chryst, So., OF (3rd)
	Henry Valenzuela, Sr., 1B (3rd)
1984	James Dee, Sr., 3B (1st)
	Mark Clementz, Sr., LHP (2nd)
1985	Rick Vanthournout, Jr., 3B (2nd)
	John Loughran, So., OF (3rd)
1986	John Loughran, Jr., OF (1st)
	Rick Vanthournout, Sr., 3B (2nd)
1987	John Loughran, Sr., OF (2nd)
1988	Dan Peltier, So., OF (3rd)
1989	Dan Peltier, Jr., OF (2nd)
	Erik Madsen, Sr., RHP (3rd)
1991	Joe Binkiewicz, Jr., 1B (3rd)
1992	Joe Binkiewicz, Sr., 1B (1st)
	Cory Mee, Sr., IF (1st)
2000	Jeff Perconte, Sr., 2B (1st)
	Mike Naumann, Jr., LHP (3rd)
2001	Mike Naumann, Sr., LHP (1st)
	Brian Stavisky, So., OF (3rd)
2002	Andrew Bushey, Sr., 3B (2nd)
	Brian Stavisky, Jr., OF (3rd)
2003	Steve Sollmann, Jr., 2B (2nd)
	J.P. Gagne, Sr., RHP (3rd)
2004	Steve Sollmann, Sr., 2B (1st)
2006	Greg Lopez, Sr., SS (3rd)
2007	Brett Lilley, Jr., SS (1st)
2008	Brett Lilley, Sr., SS (1st)

## National Freshman of the Year

1998	Aaron Heilman ( <i>Collegiate Baseball</i> )
------	--

## Freshman All-Americans

1990	David Sinnes, RHP (1st-BA)
	Pat Leahy, RHP (1st-CB)
1991	Greg Layson, 2B (1st-BA)
1992	Paul Failla, OF (2nd-BA)
1993	Ryan Topham, OF (HM-CB)
1994	Dennis Twombly, C (1st-CB)
	Larry Mohs, RHP (HM-CB)
	Scott Sollmann, OF (HM-CB)
1996	Alex Shilliday, RHP (HM-CB)
1997	Brant Ust, IF (3rd-BA, ABCA)
1998	Aaron Heilman, RHP (1st-BA, CB)
1999	Paul O'Toole, C (1st-CB)
	Steve Stanley, CF (HM-CB)
2000	Brian Stavisky, RF (1st-BA, CB)
2001	Steve Sollmann, 2B (1st-BA, CB, USA)
2002	Grant Johnson, RHP (1st-CB, 2nd-BA)
2004	Jeff Samardzija, RHP (1st-CB)
2005	Brett Lilley, 3B (1st-CB)
2006	Kyle Weiland, RHP (1st-BA, CB)
2007	A.J. Pollock, 3B (CB)

Key: BA – Baseball America,  
CB – Collegiate Baseball, USA – USA Today



Grant Johnson pitched for the 2002 United States National Team that competed at an international tournament in Holland and the World Championship in Italy.

## ABCA All-Mideast Region

1988	Dan Peltier, Jr., OF (1st)
	Pat Pesavento, Jr., SS (2nd)
1991	Eric Danapilis, So., OF (2nd)
	Alan Walania, So., RHP (2nd)
1994	Tom Price, Sr., LHP (3rd)
	Robbie Kent, So., IF (3rd)
	Matt Haas, Sr., 3B (HM)
1995	Ryan Topham, Jr., OF (1st)
1997	Mike Amrhein, Sr., C (1st)
1998	Aaron Heilman, Fr., RHP (1st)
	Brant Ust, So., 3B (1st)
1999	Aaron Heilman, So., RHP (1st)
2000	Aaron Heilman, Jr., RHP (1st)
2001	Aaron Heilman, Sr., RHP (1st)
	Steve Stanley, Jr., CF (2nd)
	Danny Tamayo, Sr., RHP (2nd)
2002	Steve Stanley, Sr., CF (1st)
2003	J.P. Gagne, Sr., RHP (1st)
	Steve Sollmann, So., 2B (1st)
	Matt Edwards, So., 3B/1B (2nd)
2004	Ryan Doherty, So., RHP (1st)
	Grant Johnson, Jr., RHP (2nd)
	Matt Macri, Jr., 3B (2nd)
	Steve Sollmann, Sr., 2B (2nd)
2005	Matt Edwards, Sr., 1B (1st)
2006	Craig Cooper, Sr., 1B (2nd)

## ABCA Mideast Region Coach of the Year

2001	Paul Mainieri
2002	Paul Mainieri

See p. 113 for all-regional and all-CWS teams

## BIG EAST Player of the Year

1998	Brant Ust, So., 3B
2001	Steve Stanley, Jr., CF
2002	Steve Stanley, Sr., CF
2006	Craig Cooper, Sr., 1B

## BIG EAST Pitcher of the Year

1998	Brad Lidge, Jr., RHP
2000	Aaron Heilman, Jr., RHP
2001	Aaron Heilman, Sr., RHP
2003	Chris Niesel, So., RHP
2006	Jeff Manship, Jr., RHP

## BIG EAST Rookie of the Year

1996	Jeff Wagner, DH
1997	Brant Ust, IF
2001	Steve Sollmann, 2B
2005	Brett Lilley, 3B

## BIG EAST Coach of the Year

2001	Paul Mainieri
------	---------------

## BIG EAST Tournament MVP

2002	Steve Stanley, Sr., CF
2003	Javi Sanchez, Jr., C
2004	Matt Macri, Jr., 3B
2005	Matt Edwards, Sr., 1B
2006	Wade Korpi, So., LHP

## BIG EAST Postgraduate Scholarship

2001	Mike Naumann, Sr., LHP
2003	J.P. Gagne, Sr., RHP
2008	Brett Lilley, Sr., SS

## BIG EAST All-Rookie Team (1996-2000)

1997	Jeff Felker, 1B
1997	Brant Ust, IF
1998	Aaron Heilman, RHP
1998	Alec Porzel, LF
1999	Paul O'Toole, C
1999	Steve Stanley, CF
2000	J.P. Gagne, RHP
2000	Brian Stavisky, RF







## All-BIG EAST Conference

1996	Randall Brooks, Jr., 2B (1st) Scott Sollmann, Jr., CF (1st) Jeff Wagner, Fr., DH (1st) Darin Schmalz, Jr., RHP (2nd)
1997	Randall Brooks, Sr., CF (1st) Brant Ust, Fr., 2B (1st) Jeff Wagner, So., DH (1st) Mike Amrhein, Sr., C (2nd) Darin Schmalz, Sr., RHP (2nd)
1998	J.J. Brock, Sr., SS (1st) Brad Lidge, Jr., RHP (1st) Brant Ust, So., 3B (1st) Jeff Wagner, Jr., DH (1st) Aaron Heilman, Fr., RHP (2nd) Alex Shilliday, Jr., RHP (2nd)
1999	Aaron Heilman, So., RHP (1st) Brant Ust, Jr., SS (1st) Jeff Wagner, Sr., DH (1st) Steve Stanley, Fr., CF (2nd)
2000	Aaron Heilman, Jr., RHP (1st) Alec Porzel, Jr., SS (2nd) Brian Stavisky, Fr., RF (2nd)
2001	Andrew Bushey, Jr., 3B (1st) Aaron Heilman, Sr., RHP (1st) Steve Sollmann, Fr., 2B (1st) Steve Stanley, Jr., CF (1st) Danny Tamayo, Sr., RHP (1st) Paul O'Toole, Jr., C (2nd) Alec Porzel, Sr., SS (2nd) Brian Stavisky, So., RF (2nd) Matt Bok, Jr., DH (3rd) J.P. Gagne, So., RHP (3rd)
2002	Steve Stanley, Sr., CF (1st) Paul O'Toole, Sr., C (2nd) Steve Sollmann, So., 2B (2nd) Brian Stavisky, Jr., LF (2nd) Andrew Bushey, Sr., 3B (3rd) Matt Bok, Sr., DH (3rd)
2003	Matt Edwards, So., 1B/3B (1st) Chris Niesel, So., RHP (1st) Ryan Kalita, Sr., RHP (2nd) Steve Sollmann, Jr., 2B (2nd) Kris Billmaier, Sr., CF (3rd) J.P. Gagne, Sr., RHP (3rd)
2004	Grant Johnson, Jr., RHP (1st) Matt Macri, Jr., 3B (1st) Steve Sollmann, Sr., 2B (1st) Craig Cooper, So., OF (2nd) Ryan Doherty, So., RHP (2nd) Chris Niesel, Jr., RHP (2nd) Greg Lopez, So., SS (3rd) Javi Sanchez, Sr., C (3rd)
2005	Matt Edwards, Sr., 1B (1st) Tom Thornton, Jr., LHP (2nd) Brett Lilley, Fr., 3B (3rd)
2006	Craig Cooper, Jr., OF (3rd) Craig Cooper, Sr., 1B (1st) Jeff Manship, Jr., RHP (1st) Jeff Samardzija, Jr., RHP (1st) Jeremy Barnes, Fr., DH (2nd) Danny Dressman, Jr., OF (2nd) Brett Lilley, So., 3B (2nd) Greg Lopez, Sr., SS (2nd) Kyle Weiland, Fr., RHP (2nd) Matt Bransfield, Sr., LF (3rd) David Phelps, So., RHP (1st)
2007	Brett Lilley, Jr., SS (2nd) A.J. Pollock, Fr., 3B (2nd)
2008	David Mills, So., DH (1st) A.J. Pollock, So., OF (1st) Wade Korpi, Sr., LHP (2nd) Eric Maust, So., RHP (2nd) David Phelps, Jr., RHP (3rd)

Notre Dame's 1998 all-BIG EAST award winners included (above, from left): pitcher of the year Brad Lidge, second-team pitchers Aaron Heilman and Alex Shilliday, player of the year Brant Ust (third base), first-team DH Jeff Wagner and first-team shortstop J.J. Brock.

## Midwestern Collegiate Conference Player of the Year

1989	Dan Peltier, Jr., OF
1993	Eric Danapilis, Sr., OF
1994	Tom Price, Sr., LHP

## MCC Tournament MVP

1989	Dan Peltier, Jr., OF
1991	Frank Jacobs, Sr., OF/DH
1992	Chris Michalak, Jr., LHP
1993	Eric Danapilis, Sr., OF
1994	Tom Price, Sr., LHP

## MCC Newcomer of the Year

1990	David Sinnes, RHP
1992	Paul Failla, SS
1994	Scott Sollmann, OF
1995	Christian Parker, RHP

## MCC Coach of the Year

1989	Pat Murphy
1990	Pat Murphy
1992	Pat Murphy

## All-MCC Honors

1983	Rick Chryst, Sr., OF (1st)
1984	Mike Metzler, Sr., 1B (1st)
1985	Mike Trudeau, Sr., OF (1st) Rick Vanthournout, Jr., 3B (1st) Kevin Chenail, Fr., RHP (2nd) John Loughran, Jr., OF (2nd) Tommy Shields, So., SS (2nd)
1986	Tommy Shields, Sr., SS (1st) John Loughran, Jr., OF (2nd)
1988	Tim Hutson, Sr., 1B (1st) Dan Peltier, So., OF (1st) Pat Pesavento, Jr., SS (1st) Steve Skupien, Sr., OF (2nd)
1989	Ed Lund, Jr., C (1st) Dan Peltier, Jr., OF (1st) Pat Pesavento, Sr., SS (1st) Brian Piotrowicz, Jr., RHP (1st) Erik Madsen, Sr., RHP (2nd) James Sass, Sr., OF (2nd)
1990	Ed Lund, Sr., C (1st) David Sinnes, Fr., RHP (1st) Joe Binkiewicz, Sr., 1B (2nd) Mike Coss, Jr., SS (2nd) Craig Counsell, So., 3B (2nd) Eric Danapilis, Fr., OF (2nd) Frank Jacobs, Jr., OF (2nd) Pat Leahy, Fr., LHP (2nd)
1991	Eric Danapilis, So., OF (1st) Frank Jacobs, Sr., DH (1st) Greg Layson, Fr., 2B (1st) Joe Binkiewicz, Jr., 1B (2nd) Craig Counsell, Jr., SS (2nd) Cory Mee, Jr., 3B (2nd) Alan Walania, So., RHP (2nd)

## All-MCC Honors (cont.)

1992	Joe Binkiewicz, Sr., 1B (1st) Craig Counsell, Sr., SS (1st) Eric Danapilis, Jr., OF (1st) Cory Mee, Sr., 3B (1st) Chris Michalak, Jr., LHP (1st) David Sinnes, Jr., RHP (1st) Paul Failla, Fr., OF (2nd) Pat Leahy, Jr., RHP (2nd)
1993	Eric Danapilis, Sr., OF (1st) Paul Failla, So., SS (1st) Edwin Hartwell, Sr., OF (1st) Chris Michalak, Sr., LHP (1st) Greg Layson, Jr., 2B (2nd) David Sinnes, Sr., RHP (2nd)
1994	Tom Price, Sr., LHP (1st) Robbie Kent, So., 1B (1st) Greg Layson, Sr., 2B (1st) Scott Sollmann, Fr., OF (1st) Ryan Topham, So., OF (1st) Larry Mohs, Fr., RHP (2nd) Matt Haas, Sr., 3B (2nd) Bob Lisanti, Jr., C (2nd) Mark Mapes, So., DH (2nd)
1995	Craig DeSensi, Sr., 1B (1st) Randall Brooks, So., 2B (1st) Mike Amrhein, So., 3B (1st) Scott Sollmann, So., OF (1st) Ryan Topham, Jr., OF (1st) George Restovich, Jr., DH (2nd)

## All-MCC Tournament Team

1985	Jim Cross, Jr., RHP
1988	Ed Lund, So., C Dan Peltier, So., OF Pat Pesavento, Jr., SS Ed Lund, Jr., C Dan Peltier, Jr., OF Pat Pesavento, Sr., SS Brian Piotrowicz, RHP James Sass, Sr., OF
1990	Joe Binkiewicz, So., 1B Eric Danapilis, Fr., OF Brian Piotrowicz, Sr., RHP
1991	Mike Coss, Sr., C Frank Jacobs, Sr., OF Greg Layson, Fr., 2B Alan Walania, So., LHP
1992	Joe Binkiewicz, Sr., 1B Craig Counsell, Sr., SS Eric Danapilis, Jr., OF Edwin Hartwell, Jr., DH Cory Mee, Sr., 3B Chris Michalak, Jr., LHP
1993	Eric Danapilis, Sr., OF Paul Failla, So., SS Edwin Hartwell, Sr., OF Greg Layson, Jr., 2B Matt Haas, Jr., 3B Tom Price, Jr., LHP
1994	Tom Price, Sr., LHP Robbie Kent, So., 1B Paul Failla, Jr., SS Matt Haas, Sr., 3B Scott Sollmann, Fr., OF Ryan Topham, So., OF George Restovich, Jr., C J.J. Brock, So., SS Mike Amrhein, So., 3B Rowan Richards, Jr., OF Scott Sollmann, So., OF

## MCC All-Newcomer Team

1992	Paul Failla, OF Tim Kraus, RHP Bob Lisanti, C Steve Verdusco, 2B
1993	Mark Mapes, DH Ryan Topham, OF
1994	Larry Mohs, RHP Dennis Twombly, C George Restovich, DH Scott Sollmann, OF
1995	Christian Parker, RHP/DH

# Honors & Awards

## Byron V. Kanaley Award

The most prestigious honor awarded to a Notre Dame student-athlete, the Byron V. Kanaley Award, has been presented each year since 1927 to senior monogram athletes who have been most exemplary as both students and leaders. The awards, presented by the Faculty Board on Athletics, are named in honor of a Weedsport, N.Y., native and 1904 Notre Dame graduate who was a member of the baseball team as an undergraduate. Kanaley went on to a successful banking career in Chicago and served the University as a lay trustee from 1915 until his death in 1960. Thirteen members of the Notre Dame baseball team have received the award, including three during the past eight years.

The first three baseball recipients of the award came in the 1940s: **Rex Ellis** (Greens Fork, Ind.; '40), **Ralph Pinelli** (San Francisco, Calif.; '41) and **John Hickey** (South Bend, Ind.; '43). The most noteworthy baseball honoree was **Don Sniegowski** (Toledo, Ohio), an infielder who finished fifth on the 1956 Irish team with a .280 batting average. Sniegowski earned an even more prestigious honor when he was awarded a Rhodes Scholarship. As of 1996, he was one of 32 former varsity college baseball players known to have earned a Rhodes Scholarship. Since 1956, he had been joined by just one other Rhodes Scholar who was known to have played Division I baseball – Oregon State's Knute Buehler ('84).

Righthander **Ron Schmitz** (Cleveland, Ohio) received the Kanaley Award in 1971 after leading the Irish with 43 strikeouts and posting a 2.59 ERA. Five years later, another righthander, **Bob Stratta** (Olympia Fields, Ill.), received the Kanaley. Stratta posted a 3.69 ERA as a senior after leading the Irish in wins, ERA and strikeouts as both a sophomore and a junior (he remains the only Irish hurler to lead all three categories twice).

**Rick Chryst** (Platteville, Wis.) – current commissioner of the Mid-American Conference – was the next Irish baseball player to receive the Kanaley, doing so in 1983. The infielder/outfielder was second on the '83 squad with a .304 batting average. Third baseman **Jim Dee** (Chicago, Ill.) was the program's eighth Kanaley winner in '84, after ranking third on the team with a .340 batting average, and outfielder **John Loughran** (Stamford, Conn.) followed suit three years later after appearing in all 44 games for the 1987 squad.

Righthander **Erik Madsen** (Great Falls, Mont.) received the Kanaley in '89, after leading the Irish in wins (eight), ERA (3.74) and strikeouts (56) while second baseman **Jeff Perconte** (Arlington Heights, Ill.) – who went on to earn first team Academic All-America honors – was presented with the Kanaley Award in 2000, followed in 2001 by **Mike Naumann** (also a first team Academic All-American) and by his fellow lefthanded pitcher **Tom Thornton** in 2006.



Rex Ellis  
1940



Ralph Pinelli  
1941



John Hickey  
1943



Don Sniegowski  
1956



Ron Schmitz  
1971



Bob Stratta  
1976



Rick Chryst  
1983



Jim Dee  
1984




John Loughran  
1987



Erik Madsen  
1989



Jeff Perconte  
2000



Mike Naumann  
2001



Tom Thornton  
2006

## Recent Team Awards

### MVP Award

(sponsored by Notre Dame Monogram Club)

1995	Ryan Topham (Jr., RF)
1996	Randall Brooks (Jr., 2B)
1997	Mike Amrhein (Sr., DH)
1998	J.J. Brock (Sr., SS)
1999	Brant Ust (Jr., SS)
2000	Aaron Heilman (Jr., RHP)
2001	Aaron Heilman (Sr., RHP), Alec Porzel (Sr., SS)
2002	Steve Stanley (Sr., CF)
2003	J.P. Gagne (Sr., RHP), Steve Sollmann (Jr., 2B)
2004	Javi Sanchez (Sr., C)
2005	Matt Edwards (Sr., 1B)
2006	Craig Cooper (Sr., 1B)
2007	David Phelps (So., RHP)
2008	A.J. Pollock (So., OF)

### Rockne Student-Athlete Award

(sponsored by Notre Dame Club of St. Joseph Valley)

1995	Scott Sollmann (Jr., CF)
1996	J.J. Brock (Jr., SS)
1997	J.J. Brock (Sr., SS)
1998	Todd Frye (Sr., 2B)
1999	Jeff Perconte (Jr., IF)
2000	Jeff Perconte (Sr., IF)
2001	Mike Naumann (Sr., LHP)
2002	Andrew Bushey (Sr., 3B)
2003	Brandon Vilorio (Sr., RHP)
2004	Greg Lopez (So., SS)
2005	Tom Thornton (Jr., LHP)
2006	Matt Bransfield (Sr., LF)
2007	Brett Lilley (Jr., SS)
2008	Wade Korpi (Sr., LHP)



J.J. Brock



Todd Frye

## Francis Patrick O'Connor and Chris Zorich Awards

Three Notre Dame baseball players – outfielder **Edwin Hartwell** ('93), catcher **Matt Nussbaum** ('01) and second baseman **Steve Sollmann** ('03) – have received Notre Dame's Francis Patrick O'Connor Award, presented to one male and one female student-athlete who embody team spirit, inspiration, caring, courage, honesty and patience. The award is named after a student-athlete who died in 1973 following his freshman year at Notre Dame (Pat O'Connor was the son of "Bucky" O'Connor, a 1940s guard on the Notre Dame football team).

Pitcher **Tom Thornton** ('06) became the baseball program's first recipient of the athletic department's Chris Zorich Award – named in honor of the former Irish football player and recognizing community service excellence. The baseball program joined women's soccer and women's basketball as the only Notre Dame teams to feature Kanaley, O'Connor and Zorich award recipients during the current decade.

Led by Thornton's example, the 2006 baseball team also was the first recipient of the athletic department's team award for community service (see note in media guide's A-Z glossary).





# Irish in the Pros




**Frank Shaughnessy** (right) – pictured at an awards ceremony with **Stan Musial** – developed a playoff system in 1933 that was credited with saving the minor leagues during the Great Depression.



(clockwise, bottom left): **“Count” Campau** remains the only player to lead a minor (3) and major (10) league in home runs for the same season (1890); **Harry Curtis** (1907) went on to play with the N.Y. Giants; **George Cutshaw** (1908) was voted outstanding defensive second baseman of the deadball era; speedy **Bert Daniels** (1908-09) was known for his high hit-by-pitch ratios with the N.Y. Yankees; **Fred “Cy” Williams** (1910-12) became a four-time NL batting champ.



Hall of Fame pitcher **Ed Walsh** (left) poses with son **Ed Jr.**, who pitched at Notre Dame before halting Joe Dimaggio’s 61-game, minor-league hit streak (’33).



**Tommy Carroll** (above) was one of baseball’s first “bonus babies” and played in the 1955 World Series at the tender age of 18.



**Billy Sullivan, Jr.** (above; ’30-’31) received pitches from another former Notre Dame player, **Ed Walsh, Jr.**, in a game with the Chicago White Sox (their fathers formed the famous battery on the White Sox “hitless wonders” team in 1909).



**Richard “Red” Smith** (’25-’27) played baseball and football at Notre Dame and professional baseball but he often was confused for one of his Notre Dame classmates, famous sportswriter Walter “Red” Smith (both hailed from small Wisconsin towns).



**Jim Hannan** (above; ’58-’59) went on to become founding president of the MLB Alumni Association. **“Diamond” Jim Brady** (left) was a “bonus baby” who later became president of Jacksonville University. **Dan McGinn** (above right; ’65) hit the first Major League home run outside the U.S. and pitched a shutout to end Tom Seaver’s 16-game win streak.



**John “Red” Murray** (above, back row right; and far right in adjacent photo) played for Notre Dame in 1905-06, led the National League in home runs in 1909 (7) and rubbed elbows – literally – during his career with such legends as (above, top row from left) **Connie Mack** and **Bill Klem**, (bottom row) **Babe Ruth** and **Walter Johnson**, and (in photo at left) **Jim Thorpe**.

# MLB Draft

Notre Dame players have gone on to enjoy success in professional baseball since the turn of the century. Most recently, since the inception of the amateur draft (in '65), 72 Notre Dame players have been drafted a total of 85 times. Players still active for the 2008 season are indicated by italics.

## Highest-Drafted Notre Dame Players

### First Round

Ken Plesha (C, So.)	1965, Chicago White Sox
<i>Brad Lidge (RHP, Jr.)</i>	1998, Houston Astros
<i>Aaron Heilman (RHP, Sr.)</i>	2001, New York Mets

\* Plesha and Lidge were 17th overall pick, Heilman 18th.

### Supplementary Round (31st pick)

Aaron Heilman (RHP, Jr.)	2000, Minnesota Twins
--------------------------	-----------------------

### Second Round

Steve Stanley (CF, Sr.)	2002, Oakland A's
<i>Grant Johnson (RHP, Jr.)</i>	2004, Chicago Cubs

### Third Round

Dan Peltier (OF, Jr.)	1989, Texas Rangers
Paul Failla (SS, Jr.)	1994, California Angels
Kyle Weiland (RHP, Jr.)	2008, Boston Red Sox

### Fourth Round

Ryan Topham (OF, Jr.)	1995, Chicago White Sox
Christian Parker (RHP, So.)	1996, Montreal Expos

### Fifth Round

Nick Furlong (RHP, Jr.)	1968, Cincinnati Reds
<i>Matt Macri (3B, Jr.)</i>	2004, Colorado Rockies
<i>Jeff Samardzija (RHP, Jr.)</i>	2006, Chicago Cubs

### Sixth Round

Steve Whitmyer (RHP, Sr.)	1983, Cleveland Indians
Pat Leahy (RHP, Jr.)	1992, Florida Marlins
<i>Brant Ust (SS, Jr.)</i>	1999, Detroit Tigers
<i>Brian Stavisky (OF, Jr.)</i>	2002, Oakland A's

### Seventh Round

Frank Jacobs (OF/1B, Sr.)	1991, New York Mets
Scott Sollmann (OF, Jr.)	1996, Detroit Tigers
Tim Kalita (LHP, Jr.)	1999, Detroit Tigers
<i>Craig Cooper (1B, Sr.)</i>	2006, San Diego Padres

### Eighth Round

Ed Lupton (LHP, Sr.)	1965, Washington Senators
----------------------	---------------------------

### Ninth Round

Allen Greene (OF, Jr.)	1998, New York Yankees
<i>Chris Niesel (RHP, Jr.)</i>	2004, Cleveland Indians

### Tenth Round

Mike Amrhein (C, Sr.)	1997, Chicago Cubs
<i>Danny Tamayo (RHP, Sr.)</i>	2001, Kansas City Royals
<i>Steve Sollmann (2B, Sr.)</i>	2004, Milwaukee Brewers

Since the 1965 inception of the draft, 72 Notre Dame baseball players have been drafted a total of 85 times. The below list also includes free-agent signees (since '89).

### 1965 (3)

Ken Plesha (C, So.)	Chicago White Sox (1st)
<i>Dan McGinn (LHP, Jr.)</i>	St. Louis Cardinals (12th)
Edward Lupton (LHP)	Washington Senators (8th)

### 1966 (3)

Richard Sauget (C)	Atlanta Braves (48th)
Dan McGinn (LHP)	Cincinnati Reds (1st*)
<i>Robert Bentley (RHP, Jr.)</i>	Minnesota Twins (30th)

### 1967 (1)

<i>Dick Licini (1B, So.)</i>	Chicago White Sox (11th**)
------------------------------	----------------------------

### 1968 (1)

<i>Nick Furlong (RHP, So.)</i>	Boston Red Sox (5th*)
--------------------------------	-----------------------

### 1969 (2)

Dick Licini (1B)	Boston Red Sox (2nd#)
Nick Furlong (RHP, Jr.)	Cincinnati Reds (5th)

### 1970 (1)

Richard Lucke (OF)	Chicago White Sox (17th)
--------------------	--------------------------

### 1971 (1)

Joe Theismann (SS)	Minnesota Twins (39th)
--------------------	------------------------

### 1972 (1)

Joseph LaRocca (1B)	Texas Rangers (39th)
---------------------	----------------------

### 1982 (1)

Dan Szajko (OF)	Montreal Expos (27th)
-----------------	-----------------------

### 1983 (1)

Steve Whitmyer (RHP)	Cleveland Indians (6th)
----------------------	-------------------------

### 1985 (1)

Robert "Buster" Lopes (RHP)	Pittsburgh Pirates (31st)
<i>Tommy Shields (SS, Jr.)</i>	Pittsburgh Pirates (36th)

### 1986 (1)

Tommy Shields (SS)	Pittsburgh Pirates (15th)
--------------------	---------------------------

### 1987 (0/1 signee)

<i>Pat Pesavento (SS, Jr.)</i>	Boston Red Sox (24th)
--------------------------------	-----------------------

### 1988 (2)

<i>Pat Pesavento (SS)</i>	Toronto Blue Jays (11th)
Tim Hutson (1B)	Milwaukee Brewers (Free Agent)

### 1989 (4/2)

Dan Peltier (OF, Jr.)	Texas Rangers (3rd)
Pat Pesavento (SS, 5th-Yr.)	Detroit Tigers (17th)
Pat Leahy (RHP, HS)	Toronto Blue Jays (16th)
Alan Walania (RHP, HS)	Houston Astros (48th)
Erik Madsen (RHP)	L.A. Dodgers (Free Agent)
James Sass (OF/2B)	Milwaukee Brewers (Free Agent)



Chris Michalak

### 1990 (4/1 non-baseball player)

<i>Frank Jacobs (1B/OF, Jr.)</i>	Houston Astros (15th)
Matt Haas (C, HS)	Montreal Expos (17th)
Ed Lund (C)	Los Angeles Dodgers (40th)
Tony Rice (dnp at ND)	California Angels (50th)
Mike Coffey (RHP)	Milw. Brewers (Free Agent)
Brian Piotrowicz (RHP)	L.A. Dodgers (Free Agent)

### 1991 (2/3 signees)

Steve Verduzco (SS, HS)	Philadelphia Phillies (5th)
Frank Jacobs (OF/1B)	New York Mets (7th)
Paul Failla (SS, HS)	Kansas City Royals (7th)
Tim Kraus (RHP, HS)	San Francisco Giants (11th)
Mike Coss (SS)	Baltimore Orioles (Free Agent)

### 1992 (5/2)

Pat Leahy (RHP, Jr.)	Florida Marlins (6th)
Craig Counsell (SS)	Colorado Rockies (11th)
<i>Chris Michalak (LHP, Jr.)</i>	Oakland Athletics (15th)
Ryan Topham (OF, HS)	Los Angeles Dodgers (36th)
Irv Smith (OF, So.)	Houston Astros (50th)
Mark Mapes (C, HS)	Cincinnati Reds (50th)
Cory Mee (3B/C)	Los Angeles Dodgers (Free Agent)

### 1993 (5/2)

Dennis Twombly (C, HS)	Chicago White Sox (4th)
Larry Mohs (RHP, HS)	Toronto Blue Jays (11th)
Chris Michalak (LHP)	Oakland Athletics (12th)
David Sinnes (RHP)	Toronto Blue Jays (19th)
Eric Danapilis (OF)	Detroit Tigers (23rd)
Alan Walania (RHP)	Florida Marlins (Free Agent)
Edwin Hartwell (OF)	San Fran. Giants (Free Agent)

### 1994 (3/2)

Paul Failla (SS, Jr.)	California Angels (3rd)
Gus Ornstein (IF, HS)	Seattle Mariners (20th)
Christian Parker (RHP, HS)	Cleveland Indians (22nd)
Matt Haas (IF)	Montreal Expos (44th)
Tom Price (LHP)	Los Angeles Dodgers (Free Agent)

### 1995 (5/3 signees)

Ryan Topham (OF, Jr.)	Chicago White Sox (4th)
Tim Kraus (RHP)	Chicago White Sox (22nd)
Brad Lidge (RHP, HS)	San Francisco Giants (42nd)
Allen Greene (OF, HS)	Toronto Blue Jays (52nd)
Paul Turco (IF, HS)	Milwaukee Brewers (57th)
<i>Craig Allen (RHP, Jr.)</i>	Los Angeles Dodgers (74th)
Craig DeSensi (1B)	Co-Op (Free Agent)
Garret Carlson (RHP, Jr.)	Chicago White Sox (FA.)

### 1996 (8/1)

Christian Parker (RHP, So.)	Montreal Expos (4th)
Scott Sollmann (OF, Jr.)	Detroit Tigers (7th)
Brant Ust (SS, HS)	New York Yankees (11th)
George Restovich (C/1B)	Detroit Tigers (17th)
Rowan Richards (OF)	Texas Rangers (47th)
<i>Mike Amrhein (OF, Jr.)</i>	New York Yankees (99th)
Craig Allen (RHP)	Los Angeles Dodgers (Free Agent)

Drafted as Notre Dame seniors, unless indicated  
*Italics* – returned to Notre Dame

**Bold** – active at end of 2008 professional season

\* – January secondary phase

\*\* – Secondary phase

# – January regular phase



Dan Peltier





Bob Lisanti (C) ..... Chicago Cubs (Free Agent)  
 Rich Saugert (RHP)..... Chicago White Sox (Free Agent)

## 1997 (2/1)

Mike Amrhein (C) ..... Chicago Cubs (10th)  
 Darin Schmalz (RHP) ..... Los Angeles Dodgers (29th)  
 Aaron Heilman (RHP, HS) ..... New York Yankees (54th)

## 1998 (5)

Brad Lidge (RHP, Jr.) ..... Houston Astros (1st/17th pick)  
 Allen Greene (OF, Jr.)..... New York Yankees (9th)  
 Jeff Wagner (C, Jr.) ..... Toronto Blue Jays (50th)  
 J.J. Brock (SS, 5th-Yr.) ..... Arizona Diamondbacks (F.A.)  
 Dan Leatherman (1B) ..... Minnesota Twins (Free Agent)

## 1999 (3/1)

Brant Ust (SS, Jr.) ..... Detroit Tigers (6th)  
 Tim Kalita (LHP, Jr.) ..... Detroit Tigers (7th)  
 Brian Stavisky (OF, HS) ..... Montreal Expos (12th)  
 Jeff Wagner (C/1B)..... Anaheim Angels (21st)

## 2000 (4)

Aaron Heilman (RHP, Jr.) ..... Minn. Twins (1st/31st pick)  
 Scott Cavey (RHP) ..... Toronto Blue Jays (23rd)  
 Jeff Felker (1B) ..... Chicago Cubs (Free Agent)  
 John Corbin (RHP)..... Chicago Cubs (Free Agent)

## 2001 (6/5)

Aaron Heilman (RHP) ..... N.Y. Mets (1st/18th pick)  
 John Axford (RHP, HS) ..... Seattle Mariners (7th)  
 Danny Tamayo (RHP) ..... Kansas City Royals (10th)  
 Alec Porzel (SS) ..... Boston Red Sox (13th)  
 Martin Vergara (RHP, HS) ..... Cleveland Indians (15th)  
 Matt Macri (RHP, HS) ..... Minnesota Twins (17th)  
 Tyler Jones (RHP, HS) ..... Atlanta Braves (30th)  
 Brian Stavisky (RF, So.) ..... Chicago Cubs (33rd)  
 Paul O'Toole (C, Jr.) ..... San Francisco Giants (48th)  
 Chris Niesel (RHP, HS) ..... Chicago Cubs (46th)  
 Steve Stanley (CF, Jr.) ..... Florida Marlins (50th)

## 2002 (5)

Steve Stanley (CF) ..... Oakland Athletics (2nd)  
 Brian Stavisky (LF, Jr.) ..... Oakland Athletics (6th)  
 Andrew Bushey (3B) ..... Colorado Rockies (15th)  
 Paul O'Toole (C) ..... Chicago Cubs (21st)  
 Matt Bok (DH) ..... Los Angeles Dodgers (Free Agent)

## 2003 (5/4)

J.P. Gagne (RHP) ..... Colorado Rockies (14th)  
 Ryan Kalita (RHP) ..... Chicago Cubs (17th)  
 Derik Olvey (RHP, HS) ..... Los Angeles Dodgers (13th)  
 Steve Sollmann (2B, Jr.) ..... Oakland Athletics (33rd)  
 Dan Kapala (C, HS) ..... Seattle Mariners (47th)  
 Sean Gaston (C, HS) ..... Chicago White Sox (50th)  
 Jeff Manship (RHP, HS) ..... Arizona Diamondbacks (50th)  
 Kris Billmaier (CF) ..... Detroit Tigers (Free Agent)  
 Matt Laird (RHP) ..... Chicago Cubs (Free Agent)

## 2004 (5)

Grant Johnson (RHP, Jr.)..... Chicago Cubs (2nd)  
 Matt Macri (3B, Jr.) ..... Colorado Rockies (5th)  
 Chris Niesel (RHP, Jr.) ..... Cleveland Indians (9th)  
 Steve Sollmann (2B) ..... Milwaukee Brewers (10th)  
 Javi Sanchez (C) ..... Minnesota Twins (14th)

## 2005 (3)

Matt Edwards (1B) ..... Philadelphia Phillies (16th)  
 John Axford (RHP) ..... Cincinnati Reds (43rd)  
 Ryan Doherty (RHP, Jr.) ..... Ariz. Diamondbacks (F.A.)

## 2006 (6)

Jeff Samardzija (RHP, Jr.) ..... Chicago Cubs (5th)  
 Craig Cooper (1B) ..... San Diego Padres (7th)  
 Jeff Manship (RHP, Jr.) ..... Minnesota Twins (16th)  
 Tom Thornton (LHP) ..... Detroit Tigers (21st)  
 Greg Lopez (SS) ..... Toronto Blue Jays (33rd)  
 Matt Bransfield (IF/OF) ..... Gateway Grizzlies (F.A.)

## 2007 (2/5)

Evan Danieli (RHP, HS) ..... Minnesota Twins (33rd)  
 Ryan Sharpley (RHP, HS) ..... Chicago White Sox (34th)  
 Joey Williamson (RHP, Jr.) ..... Colorado Rockies (36th)  
 Brian Dupra (RHP, HS) ..... Texas Rangers (36th)  
 Matt Scioscia (C, HS) ..... Anaheim Angels (41st)  
 Golden Tate (OF, HS) ..... Arizona Diamondbacks (42nd)  
 Dan Kapala (RHP) ..... New York Yankees (46th)

## 2008 (5/2)

Kyle Weiland (RHP, Jr.) ..... Boston Red Sox (3rd)  
 David Phelps (RHP, Jr.) ..... New York Yankees (14th)  
 Wade Korpi (LHP) ..... Florida Marlins (20th)  
 Sam Elam (LHP, Jr.) ..... Colorado Rockies (23rd)  
 Brett Gaffty (RHP, Jr.) ..... Chicago White Sox (24th)  
 Brett Lilley (2B) ..... St. Louis Cardinals (29th)  
 Steve Sabatino (LHP, HS) ..... Chicago White Sox (42nd)

Drafted as Notre Dame seniors, unless indicated  
*Italics* – returned to ND **Bold** – active at end of 2008

## NOTRE DAME BASEBALL DRAFT NOTES

• Notre Dame had an unprecedented five players selected in the first 14 rounds of the 2004 Major League draft. Only four other teams in the nation – two recent NCAA runner-ups (South Carolina and Stanford) and the 2002 and '03 NCAA champs (Texas and Rice) – had more players picked in the first 14 rounds of the 2004 draft. The Notre Dame record for most players drafted from one team belongs to the 2001 and 2008 squads (six), followed by the 1996, 2004 and 2006 teams each with five drafted players.

• The 2004 draft marked the seventh straight season that at least three Notre Dame players were selected (also in '06 and '08). The 12-year span from 1995-2006 saw 48 players drafted (36) or signed as free agents – including 18 who were selected in the first 10 rounds (led by eight in rounds 1-5).

• During the 14-year span of 1995-2008, 13 of 16 signees who were drafted out of high school went on to be higher-round draft picks as members of the Notre Dame baseball program, which also has produced 33 players during the past 14 seasons who were drafted out of Notre Dame despite going undrafted as high school seniors.

• Pitcher Grant Johnson (2nd round, Cubs) and third baseman Matt Macri (5th, Rockies) are the highest-drafted teammates in Notre Dame history (in 2004). That honor previously belonged to the 2002 outfield tandem of Steve Stanley and Brian Stavisky, both selected by the Oakland A's in 2002 (2nd and 6th). Johnson became the fifth Notre Dame player selected in the first two rounds of the MLB draft and fourth since 1999 – joining Brad Lidge, Aaron Heilman and Stanley. The 2006 draft saw Jeff Samardzija (5th round, Cubs) and first baseman Craig Cooper (7th rd, Padres) become the program's second-highest pitcher/position player duo ever selected in the draft (behind Johnson/Macri).

• The 2006 team became the first in Notre Dame history to feature three pitchers who were drafted: Samardzija, Jeff Manship (14th round, Twins) and Tom Thornton (21st round, Tigers). The 2006 squad tied another Irish draft record, as three seniors were selected (Cooper, Thornton and shortstop Greg Lopez, in the 33rd round to the Blue Jays).

• The 2008 squad became the first in Irish history to feature five pitchers who were drafted: Kyle Weiland (3rd round, Red Sox), David Phelps (Yankees, 14th round), Wade Korpi (Marlins, 20th round), Sam Elam (Rockies, 23rd round) and Brett Gaffty (White Sox, 24th round).

• Prior to 2004, no previous Notre Dame squad had produced more than two selections in the first 10 rounds – with the 2004 team producing picks in the 2nd, 5th, 9th and 10th rounds. Previous pairs of Notre Dame players who were drafted in the first 10 rounds include: Christian Parker and Scott Sollmann in 1996; Lidge and Allen Greene in 1998; Brant Ust and Tim Kalita in 1999; Heilman and Danny Tamayo in 2001; and Stanley and Stavisky in 2002 (also Samardzija and Cooper in 2006).

• Macri (5th round) and Steve Sollmann (10th) became the highest-drafted pair of infielders in Notre Dame baseball history. Sollmann is the seventh-highest drafted senior, behind Heilman, Stanley, Steve Whitmyer ('83), Frank Jacobs ('91), Cooper and Ed Lupton ('65). Sollmann and Javi Sanchez (14th) became the second-highest pair of drafted seniors, behind Heilman and Tamayo. Since 1995, there have been 15 Notre Dame seniors selected in the MLB draft (12 in the first 17 rounds).




# Draft Picks

## Top Recent Draft Picks (1995-2008)

The Notre Dame baseball program has seen 56 of its players selected in the Major League Baseball draft (46) or signed as free agents during the past 14 seasons (1995-2008), led by 23 who were selected in the first 15 rounds (pictured on pp. 129-132) and eight elite prospects who were selected in rounds 1-5.

NOTRE DAME




First-Round Draft Pick  
1998 - Houston Astros

**BRAD LIDGE**  
*Pitcher, 1996-98*

Year	GP/GS	IP	R	ER	BB	K	W-L	SV	ERA
1996	7/0	11.2	7	7	11	10	1-0	1	5.40
1997	8/7	37.2	36	26	22	40	4-3	0	6.21
1998	16/15	80.1	41	37	39	93	8-2	0	4.15
<b>Car.</b>	<b>31/22</b>	<b>129.2</b>	<b>84</b>	<b>70</b>	<b>72</b>	<b>143</b>	<b>13-5</b>	<b>1</b>	<b>4.86</b>

NOTRE DAME




First-Round Draft Pick  
2001 - New York Mets

**AARON HEILMAN**  
*Pitcher, 1998-2001*

Year	GP/GS	IP	R	ER	BB	K	W-L	SV	ERA
1998	31/1	67.0	16	12	10	78	7-3	9	1.61
1999	20/14	109.0	50	38	37	118	11-2	3	3.14
2000	17/14	103.2	47	37	29	118	10-2	0	3.21
2001	15/15	114.0	28	22	31	111	15-0	0	1.74
<b>Car.</b>	<b>83/44</b>	<b>393.2</b>	<b>141</b>	<b>109</b>	<b>107</b>	<b>425</b>	<b>43-7</b>	<b>12</b>	<b>2.49</b>

NOTRE DAME




Second-Round Draft Pick  
2002 - Oakland Athletics

**STEVE STANLEY**  
*Centerfielder, 1999-2002*

Year	GP/GS	AVG	AB	H	R	2B	3B	HR	RBI	SB
1999	61/61	.326	242	79	52	6	1	0	29	24
2000	64/64	.362	235	85	51	10	2	0	24	29
2001	63/63	.400	255	102	76	14	5	1	32	31
2002	68/68	.439	271	119	77	17	4	1	36	32
<b>Car.</b>	<b>256/256</b>	<b>.384</b>	<b>1003</b>	<b>385</b>	<b>256</b>	<b>47</b>	<b>12</b>	<b>2</b>	<b>121</b>	<b>116</b>

NOTRE DAME




Second-Round Draft Pick  
2002 - Chicago Cubs

**GRANT JOHNSON**  
*Pitcher, 2002-04*

Year	GP/GS	IP	R	ER	BB	K	W-L	SV	ERA
2002	18/14	101.1	45	39	44	86	9-5	0	3.46
2003	injured								
2004	14/13	57.2	17	12	26	51	6-0	0	1.87
<b>Car.</b>	<b>32/27</b>	<b>159.0</b>	<b>62</b>	<b>51</b>	<b>70</b>	<b>137</b>	<b>15-5</b>	<b>0</b>	<b>2.89</b>

NOTRE DAME




Fourth-Round Draft Pick  
1996 - Montreal Expos

**CHRISTIAN PARKER**  
*Pitcher, 1995-96*

Year	GP/GS	IP	R	ER	BB	K	W-L	SV	ERA
1995	12/12	68.1	49	39	35	34	4-5	0	5.14
1996	14/13	80.2	47	38	56	41	8-3	0	4.24
<b>Car.</b>	<b>26/25</b>	<b>149.0</b>	<b>96</b>	<b>77</b>	<b>91</b>	<b>75</b>	<b>12-8</b>	<b>0</b>	<b>4.65</b>

NOTRE DAME



Third-Round Draft Pick  
2008 - Boston Red Sox

**KYLE WEILAND**  
*Pitcher, 2006-08*

Year	GP/GS	IP	R	ER	BB	K	W-L	SV	ERA
2006	30/0	49.1	15	13	20	48	2-4	16	2.37
2007	13/6	41.1	29	26	26	38	5-3	2	5.66
2008	26/0	30.1	19	17	10	31	2-2	7	5.04
<b>Car.</b>	<b>69/6</b>	<b>121.0</b>	<b>63</b>	<b>56</b>	<b>56</b>	<b>117</b>	<b>9-9</b>	<b>25</b>	<b>4.17</b>





NOTRE DAME



Fourth-Round Draft Pick  
1993 - Chicago White Sox




**RYAN TOPHAM**

*Outfielder, 1993-95*

Year	GP/GS	AVG	AB	H	R	2B	3B	HR	RBI	SB
1993	59/55	.302	169	51	41	12	3	6	31	7
1994	60/59	.320	169	54	63	9	5	10	55	2
1995	55/55	.335	206	69	50	18	5	18	79	9
Car.	174/169	.320	544	174	154	39	13	34	165	18

NOTRE DAME



Fifth-Round Draft Pick  
2001 - Colorado Rockies



**MATT MACRI**

*Shortstop/Third Baseman, 2002-04*

Year	G/GS	AVG	AB	H	R	2B	3B	HR	RBI	SB
2002	17/16	.206	68	14	10	3	0	1	13	1
2003	60/60	.294	214	63	41	15	5	4	35	6
2004	61/60	.367	237	87	76	15	7	14	56	12
Car.	138/136	.316	519	164	127	33	12	19	105	19

NOTRE DAME



Fifth-Round Draft Pick  
2006 - Chicago Cubs



**JEFF SAMARDZIJA**

*Pitcher, 2004-06*

Year	GP/GS	IP	R	ER	BB	K	W-L	SV	ERA
2004	20/6	64.0	25	21	17	42	5-3	1	2.95
2005	15/10	78.2	39	34	30	56	8-1	0	3.89
2006	15/15	97.2	51	47	37	61	8-2	0	4.33
Car.	50/31	240.1	115	102	84	159	21-6	1	3.82

NOTRE DAME



Sixth-Round Draft Pick  
1999 - Detroit Tigers



**BRANT UST**

*Infielder, 1997-99*

Year	G/GS	AVG	AB	H	R	2B	3B	HR	RBI	SB
1997	60/60	.372	223	83	66	15	4	11	54	4
1998	58/58	.373	217	81	55	20	1	18	58	11
1999	61/61	.359	220	79	53	16	2	17	58	10
Car.	179/179	.368	660	243	174	51	7	46	170	25

NOTRE DAME



Sixth-Round Draft Pick  
2002 - Oakland Athletics



**BRIAN STAVISKY**

*Outfielder, 2000-02*

Year	G/GS	AVG	AB	H	R	2B	3B	HR	RBI	SB
2000	64/64	.298	248	74	50	15	5	14	45	5
2001	58/57	.386	210	81	46	19	4	10	66	9
2002	50/50	.394	193	76	47	14	5	9	57	2
Car.	172/171	.355	651	231	143	48	14	33	168	16

NOTRE DAME



Seventh-Round Draft Pick  
1996 - Detroit Tigers




**SCOTT SOLLMANN**

*Centerfielder, 1994-96*

Year	G/GS	AVG	AB	H	R	2B	3B	HR	RBI	SB
1994	58/56	.402	189	76	53	3	7	0	27	26
1995	61/61	.406	229	93	73	9	11	1	32	23
1996	62/62	.311	225	70	61	3	6	2	25	52
Car.	181/179	.372	643	239	187	15	24	3	84	101

## Top Recent Draft Picks (1995-2008)

**NOTRE DAME**




*Seventh-Round Draft Pick  
1999 - Detroit Tigers*

**ND** **TIM KALITA**  
Pitcher, 1997-99

Year	GP/GS	IP	R	ER	BB	K	W-L	SV	ERA
1997	14/6	49.0	23	20	33	46	3-1	1	3.67
1998	15/11	74.1	33	23	37	71	4-0	0	2.78
1999	18/16	90.2	61	52	46	97	4-2	0	5.16
Car.	47/33	214.0	117	95	116	214	11-3	1	4.00

**NOTRE DAME**




*Seventh-Round Draft Pick  
2006 - San Diego Padres*

**ND** **CRAIG COOPER**  
Outfielder/First Baseman, 2003-06

Year	GP/GS	AVG	AB	H	R	2B	3B	HR	RBI	SB
2003	46/31	.303	122	37	22	6	2	0	15	10
2004	58/46	.360	175	63	42	13	1	10	48	12
2005	60/58	.325	209	68	48	14	1	7	58	14
2006	57/57	.425	228	97	79	19	3	9	41	9
Car.	221/192	.361	734	265	191	52	7	26	162	45

**NOTRE DAME**




*Ninth-Round Draft Pick  
1998 - New York Yankees*

**ND** **ALLEN GREENE**  
Outfielder, 1996-98

Year	GP/GS	AVG	AB	H	R	2B	3B	HR	RBI	SB
1996	32/22	.276	87	24	14	7	1	1	14	6
1997	60/59	.365	200	73	41	20	5	7	55	4
1998	58/57	.317	224	71	53	17	3	7	44	12
Car.	150/138	.327	511	168	108	44	9	15	113	22

**NOTRE DAME**




*Ninth-Round Draft Pick  
2004 - Cleveland Indians*

**ND** **CHRIS NIESEL**  
Pitcher, 2002-04

Year	GP/GS	IP	R	ER	BB	K	W-L	SV	ERA
2002	14/11	72.1	33	27	18	62	4-0	2	3.36
2003	15/15	98.1	34	29	19	87	9-1	0	2.65
2004	18/15	102.0	46	41	20	84	8-3	0	3.62
Car.	47/41	272.2	113	97	57	233	21-4	2	3.21

**NOTRE DAME**




*Tenth-Round Draft Pick  
1997 - Chicago Cubs*

**ND** **MIKE AMRHEIN**  
Catcher/First Baseman, 1994-97

Year	GP/GS	AVG	AB	H	R	2B	3B	HR	RBI	SB
1994	33/13	.297	74	22	9	5	0	3	13	1
1995	58/58	.386	220	85	53	16	3	7	69	2
1996	62/62	.323	220	71	63	15	3	13	49	8
1997	60/60	.394	231	91	70	13	3	14	71	0
Car.	213/193	.361	745	269	195	49	9	37	202	11

**NOTRE DAME**



*Tenth-Round Draft Pick  
2001 - Kansas City Royals*


**ND** **DANNY TAMAYO**  
Pitcher, 1998-2001 (dnp in '99)

Year	GP/GS	IP	R	ER	BB	K	W-L	SV	ERA
1998	5/0	15.0	17	11	10	11	1-1	0	6.60
2000	10/5	32.1	14	13	17	24	3-1	1	3.62
2001	15/15	122.2	39	34	17	106	8-3	0	2.72
Car.	30/20	170.0	70	58	44	141	12-5	1	3.07





**NOTRE DAME**




10th-Round Draft Pick  
2001 - Milwaukee Brewers

**STEVE SOLLMANN**  
Second Baseman, 2001-04

Year	GP/GS	AVG	AB	H	R	2B	3B	HR	RBI	SB
2001	61/61	.362	221	80	52	9	2	5	36	23
2002	59/57	.362	213	77	53	8	4	2	47	6
2003	61/61	.384	255	98	67	16	5	4	40	38
2004	40/40	.311	151	47	39	5	1	2	23	17
Car.	221/219	.360	840	302	211	38	12	13	146	84

**NOTRE DAME**




13th-Round Draft Pick  
2001 - Boston Red Sox

**ALEC PORZEL**  
Shortstop, 1998-2001

Year	GP/GS	AVG	AB	H	R	2B	3B	HR	RBI	SB
1998	54/49	.265	181	48	34	11	2	7	39	5
1999	60/60	.333	222	74	52	15	4	13	60	11
2000	62/62	.342	243	83	44	24	4	9	58	10
2001	63/63	.295	251	74	53	28	2	8	59	6
Car.	239/234	.311	897	279	183	78	12	37	217	32

**NOTRE DAME**




14th-Round Draft Pick  
2008 - New York Yankees

**DAVID PHELPS**  
Pitcher, 2006-08

Year	GP/GS	IP	R	ER	BB	K	W-L	SV	ERA
2006	12/3	26.2	24	21	10	12	2-0	0	7.09
2007	15/15	110.1	35	23	30	102	8-5	0	1.88
2008	14/14	93.0	53	48	28	75	5-5	0	4.65
Car.	41/32	230.0	112	92	68	200	15-10	0	3.60

**NOTRE DAME**




14th-Round Draft Pick  
2003 - Colorado Rockies

**J.P. GAGNE**  
Pitcher, 2000-03

Year	GP/GS	IP	R	ER	BB	K	W-L	SV	ERA
2000	19/13	72.2	40	36	25	44	7-1	0	4.46
2001	17/13	70.2	47	42	21	47	5-5	0	5.35
2002	28/7	94.2	40	33	16	69	9-4	6	3.14
2003	30/1	60.0	28	18	21	45	4-6	13	2.70
Car.	94/34	298.0	155	129	83	205	26-16	19	3.90

**NOTRE DAME**



15th-Round Draft Pick  
2002 - Colorado Rockies

**ANDREW BUSHEY**  
Third Baseman

Year	GP/GS	AVG	AB	H	R	2B	3B	HR	RBI	SB
1999	37/36	.266	128	34	19	8	1	2	10	2
2000	62/62	.275	211	58	27	10	1	3	30	3
2001	61/61	.335	212	71	34	17	3	0	36	1
2002	63/63	.323	226	73	44	19	1	6	59	1
Car.	223/222	.304	777	236	124	54	6	11	135	7

# STIFFx3

## PERFORMANCE

### A POWER TRIO BUILT ON EXTREME PERFORMANCE TECHNOLOGY.

When it comes to bat handles, stiffer is better.

We've proven that year after year in championship after championship. Now, we've taken stiff-handle bat design to an extreme level with the Triton, H2™ and Exogrid®.

These three power hitters get their performance from maximum handle stiffness. A stiffer handle produces more barrel flex, resulting in outstanding performance.

See what Slugger stiffness can do for your game. Swing the Triton, H2 or Exogrid today.

#### EXOGRID®

The innovative Exogrid delivers power and performance through handle stiffness and strength. A time-tested performer that has been proven in championship after championship.

#### H2™

The next step in hybrid technology. The H2's stiff handle and transition produces exceptional alloy barrel flex for great trampoline effect and performance.

#### TRITON

Unique 3-zone design allows the barrel and handle to be designed and built as individual units. Exclusive Bubble Transition Zone brings everything together to function as an advanced 1-piece bat.



THE OFFICIAL BAT OF AMERICA'S PASTIME.™  
[www.slugger.com](http://www.slugger.com)



# Pro Players

## Former Notre Dame Players – 2008 Professional Baseball Statistics

Position Players		G	AB	R	H	2B	3B	HR	RBI	BB	SB	AVG.
Craig Cooper (RF)	San Antonio [TX] Missions (Padres Class AA)	121	408	46	115	24	3	7	55	42	5	.282
Craig Counsell (IF)	Milwaukee Brewers	110	248	31	56	14	1	1	14	46	3	.226
Brett Lilley (IF)	Johnson City [TN] Cardinals (Cardinals Rookie)	32	119	17	38	4	2	0	12	16	1	.319
	Batavia [NY] Muckdogs (Cardinals Class Low-A)	19	54	5	16	3	0	0	6	7	0	.296
Matt Macri (3B)	Rochester [NY] Red Wings (Twins Class AAA)	89	313	35	81	24	4	11	48	26	2	.259
	Minnesota Twins	18	34	3	11	1	0	1	4	2	1	.324
Steve Sollmann (2B)	Nasville [TN] Sounds (Brewers Class AAA)	31	81	13	17	1	1	2	10	10	4	.210
Brian Stavisky (OF)	Arkansas Travelers (Angels Class AA)	86	314	56	98	18	0	16	51	48	12	.312
Pitchers		W-L (SV)	G	GS	IP	H	R	ER	BB	SO	ERA	
John Axford	Brevard County [FL] Manatees (Brewers Class High-A)	5-10 (0)	26	14	95.0	86	58	48	73	89	4.55	
Brett Graffy	Bristol [VA] Sox (White Sox Rookie)	1-4 (1)	10	2	27.1	25	13	10	8	28	3.29	
Aaron Heilman	New York Mets	3-8 (3)	78	0	76.0	75	48	44	46	80	5.21	
Grant Johnson	Daytona [FL] Cubs (Cubs Class High-A)	0-2 (0)	7	5	19.0	22	11	10	5	13	4.74	
	Tennessee Smokies (Cubs Class AA)	2-5 (0)	21	9	60.0	68	41	37	26	32	5.55	
Dan Kapala	Gulf Coast [FL] Yankees (Yankees Rookie)	0-0 (1)	1	0	1.0	0	0	0	0	0	0.00	
	Charleston [SC] Riverdogs (Yankees Class High-A)	0-0 (0)	1	0	1.2	4	2	0	1	0	0.00	
	Staten Island [NY] Yankees (Yankees Class Low-A)	2-2 (0)	15	0	25.2	16	9	6	9	18	2.10	
Wade Korpi (LH)	Jamestown [NY] Jammers (Marlins Class Low-A)	5-1 (0)	15	2	37.1	32	16	14	16	41	3.38	
Brad Lidge	Philadelphia Phillies	2-0 (41)	72	0	69.1	50	17	15	35	92	1.95	
Jeff Manship	Fort Myers [FL] Miracle (Twins Class High-A)	7-3 (0)	13	13	78.2	68	31	25	20	63	2.86	
	New Britain [CT] Rock Cats (Twins Class AA)	3-6 (0)	14	14	76.2	90	47	38	24	62	4.46	
Chris Michalak (LH)	Frisco [TX] RoughRiders (Rangers Class AA)	1-1 (0)	16	0	20.0	22	15	12	10	8	5.40	
	Albuquerque [NM] Isotopes (Marlins Class AAA)	0-3 (0)	9	3	21.2	29	22	13	12	10	5.40	
	Midland [TX] RockHounds (Athletics Class AA)	0-0 (0)	10	0	9.1	8	8	5	7	9	4.82	
David Phelps	Staten Island [NY] Yankees (Yankees Class Low-A)	8-2 (0)	15	15	72.2	67	28	22	18	52	2.72	
Jeff Samardzija	Tennessee Smokies (Cubs Class AA)	3-5 (0)	16	15	76.0	71	43	41	42	44	4.86	
	Iowa Cubs (Cubs Class AAA)	4-1 (0)	6	6	37.1	32	13	13	16	40	3.13	
	Chicago Cubs	1-0 (1)	26	0	27.2	24	12	7	15	25	2.28	
Kyle Weiland	Lowell [MA] Spinners (Red Sox Class Low-A)	3-3 (0)	15	10	60.0	36	17	10	10	68	1.50	
Joey Williamson	Asheville [NC] Tourists (Rockies Class High-A)	4-0 (1)	35	2	83.0	67	32	28	32	89	3.04	


### Notre Dame and the Major Leagues (current players in bold>)

Name	ML Teams
Adrian "Cap" Anson	Chicago Cubs (1876-97)
Alfred "Dutch" Bergman	Cleveland Indians (1916)
Bob Bescher	Cincinnati Reds (1908-13)
	New York Giants (1914)
	St. Louis Cardinals (1915-17)
	Cleveland Indians (1918)
Lou Bevil	Washington Senators (1942)
Joe Birmingham	Cleveland Indians (1906-14)
Jim Brady	Detroit Tigers (1956)
Billy Burke	Boston Braves (1910-11)
Charles "Count" Campau	Detroit Wolverines (1888)
	St. Louis Browns (1890)
	Washington Senators (1894)
Frank Carpin	Pittsburgh Pirates (1965)
	Houston Astros (1966)
Tommy Carroll	New York Yankees (1955-56)
	Kansas City Athletics (1959)
Paul Castner	Chicago White Sox (1923)
Craig Counsell	Colorado Rockies (1997)
	Florida Marlins (1997-99)
	L.A. Dodgers (2000)
	Arizona Diamondbacks (2000-03, 2005-06)
	Milwaukee Brewers (2004, 2007-08)
Harry Curtis	New York Giants (1907)
George Cutshaw	Brooklyn Dodgers (1912-17)
	Pittsburgh Pirates (1918-21)
	Detroit Tigers (1922-23)
Bert Daniels	New York Yankees (1910-13)
	Cincinnati Reds (1914)
Jean Dubuc	Cincinnati Reds (1908-09)
	Detroit Tigers (1912-16)
	Boston Red Sox (1918)
	New York Giants (1919)
Shaun Fitzmaurice	New York Mets (1966)
James "Steamer" Flanagan	Pittsburgh Pirates (1905)
Bill Froats	Detroit Tigers (1955)
Norwood Gibson	Boston Red Sox (1903-06)
Jim Hannan	Washington Senators (1962-70)
	Detroit Tigers ('71)
	Milwaukee Brewers ('71)
Ed Hanyzewski	Chicago Cubs (1942-46)
Aaron Heilman	New York Mets (2003-08)
Bert Inks	Brooklyn (1891-92)
	Washington Senators (1892)
	Baltimore Orioles (1894)
	Louisville (1894-95)
	Philadelphia (1896)
	Cincinnati (1896)

Name	ML Teams
Burt Keeley	Washington Senators (1808-09)
Herb Kelly	Pittsburgh Pirates (1914-15)
Albert "Red" Kelly	Chicago White Sox (1910)
Ed Lagger	Philadelphia A's (1934)
Bill Lathrop	Chicago White Sox (1913-14)
Brad Lidge	Houston Astros (2002-06)
	Philadelphia Phillies (2007-08)
Adrian Lynch	St. Louis Browns (1920)
Earle Mack	Philadelphia A's (1910-11, '14)
Matt Macri	Minnesota Twins (2008)
Jackie Mayo	Philadelphia Phillies (1948-53)
Alex McCarthy	Pittsburgh Pirates (1910-15, '16-'17)
	Chicago Cubs (1915-16)
Ed McDonough	Philadelphia Phillies (1909-10)
Willie McGill	Cleveland (1890)
	St. Louis (1891)
	Cincinnati (1891-92)
	Chicago Cubs (1893-94)
	Philadelphia Phillies (1895-96)
Dan McGinn	Cincinnati Reds (1968)
	Montreal Expos (1969-71)
	Chicago Cubs (1972)
Johnny McHale	Detroit Tigers (1943-48)
Chris Michalak	Arizona Diamondbacks (1998)
	Toronto Blue Jays (2001)
	Texas Rangers (2001-02)
	Cincinnati Reds (2006)
Rupert Mills	Newark Federals (1915)
Johnny Mohardt	Detroit Tigers (1922)
James "Red" Morgan	Boston Red Sox (1906)
Patrick Murray	Philadelphia Phillies (1919)
John "Red" Murray	St. Louis Cardinals (1906-08)
	N.Y. Giants (1909-15, '17)
	Chicago Cubs (1915)
Lou Nagelson	Cleveland Indians (1912)
Hank Olmstead	Boston Red Sox (1905)
Phillip "Peaches" O'Neill	Cincinnati Reds (1904)
Christian Parker	New York Yankees (2001)
Dan Peltier	Texas Rangers (1992-93)
	San Francisco Giants (1994-96)
Andy Pilney	Boston Braves (1936)
Michael "Doc" Powers	Louisville (1898-99)
	Washington (1899)
	Philadelphia A's (1901-09)
	New York Yankees (1905)
Bill Reed	Boston Braves (1952)

Name	ML Teams
Ron Reed	Atlanta Braves (1966-75)
	St. Louis Cardinals (1975)
	Philadelphia Phillies (1976-83)
	Chicago White Sox (1984)
Ed Reulbach	Chicago Cubs (1905-13)
	Brooklyn Dodgers (1913-14)
	Newark Federals (1915)
	Chicago Cubs (1916-17)
Dick Rusteck	New York Mets (1966)
Jeff Samardzija	Chicago Cubs (2008)
Frank Scanlan	Philadelphia Phillies (1909)
Arthur "Tillie" Shafer	New York Giants (1910-13)
Frank Shaughnessy	Washington Senators (1905)
	Philadelphia A's (1908)
Tommy Shields	Baltimore Orioles (1992)
	Chicago Cubs (1993)
Tom "Duke" Simpson	Chicago Cubs (1953)
Richard "Red" Smith	New York Giants (1927)
Lou Sockalexis	Cleveland Indians (1897-1899)
Billy Sullivan, Jr.	Chicago White Sox (1931-33)
	Cincinnati Reds (1935)
	Cleveland Indians (1936-37)
	St. Louis Browns (1938-39)
	Detroit Tigers (1940-41)
	Brooklyn Dodgers (1942)
	Pittsburgh Pirates (1947)
Lancelot "Yank" Terry	Boston Red Sox (1940-45)
Henry Thielman	New York Giants (1902)
	Cincinnati Reds (1902)
	Brooklyn Dodgers (1903)
Dick Thoenen	Philadelphia Phillies (1967)
Clem Clemens (Ulatowski)	Chicago Whales (1914-15)
	Chicago Cubs (1916)
Ed Walsh, Jr.	Chicago White Sox (1928-32)
John G. Walsh	Philadelphia Phillies (1993)
Tom Whelan	Boston Braves (1920)
Fred "Cy" Williams	Chicago Cubs (1912-17)
	Philadelphia Phillies (1918-30)
Carl Yastrzemski	Boston Red Sox (1961-83)

# World Series



## Notre Dame World Series Winners

Six former Notre Dame baseball players have helped their team claim the World Series title (pictured, left-to-right, top-to-bottom): righthander **Ed Reulbach** ('907 and '08 Chicago Cubs), pinch-hitter **Jean Dubuc** ('16 Boston Red Sox), pinch-hitter **John McHale** ('45 Detroit Tigers), relief pitcher **Ron Reed** ('80 Philadelphia Phillies), second baseman **Craig Counsell** ('97 Florida Marlins, '01 Arizona Diamondbacks) and relief pitcher **Brad Lidge** ('08 Philadelphia Phillies).

Former Notre Dame baseball player **Craig Counsell** (1989-92) helped the Florida Marlins claim the 1997 World Series title (below). He became the 13th former Notre Dame player to play in the World Series (16 now have done so) and the sixth to play on a World Series-winning team, duplicating the feat as a member of the Arizona Diamondbacks 2001 World Series championship team (he also was named MVP of the 2001 National League Championship Series versus the Atlanta Braves). As of Jan., 2008, Counsell is one of 43 former Notre Dame student-athletes who had played on the winning team in the World Series, Super Bowl, NBA Championship or Stanley Cup (those 43 have combined for 62 titles). He is one of 16 Notre Dame alumni to play on multiple major pro championship teams, joining the likes of Nick Buoniconti, Rocky Bleier, Joe Montana, Dave Duerson, Mark Bavaro, Bill Laimbeer, John Paxson and Bill Nyrop on that distinction.

### Counsell Helps Marlins Win Title

Former Notre Dame baseball team captain and MVP Craig Counsell became a part of World Series history on the night of Sunday, Oct. 26, 1997, as a member of the Florida Marlins. After forcing extra innings with a ninth-inning sacrifice fly that scored Moises Alou, Counsell scored the game-winning run on an Edgar Renteria single up the middle to defeat the Cleveland Indians, 3-2. An 11th-round draft selection of the Colorado Rockies in 1992, Counsell spent six successful seasons in the minor leagues before being called up to the Rockies in late July of 1997. Days later, he was traded to Florida and helped the Marlins in their late-season run, batting .299 in 51 regular season games and .293 in 15 postseason games. He was honored by his alma mater at half-time of the Notre Dame/West Virginia football game on Nov. 22, 1997. Counsell also joined his former Marlins manager Jim Leyland as the keynote speakers at Notre Dame's 2007 annual baseball Opening Night Dinner.



# WORLD CHAMPS!

## MARLINS



In an 11-inning thriller, the Marlins came from behind to beat Cleveland 3-2 and win the first World Series.

HARRING HISTORY		STATISTICS	
<b>Year</b>	<b>Team</b>	<b>Games</b>	<b>At Bats</b>
1992	Colorado Rockies	1	1
1993	Colorado Rockies	1	1
1994	Colorado Rockies	1	1
1995	Colorado Rockies	1	1
1996	Colorado Rockies	1	1
1997	Florida Marlins	51	188
1998	Florida Marlins	15	58
1999	Florida Marlins	1	1
2000	Florida Marlins	1	1
2001	Arizona Diamondbacks	1	1
2002	Arizona Diamondbacks	1	1
2003	Arizona Diamondbacks	1	1
2004	Arizona Diamondbacks	1	1
2005	Arizona Diamondbacks	1	1
2006	Arizona Diamondbacks	1	1
2007	Arizona Diamondbacks	1	1
2008	Arizona Diamondbacks	1	1
2009	Arizona Diamondbacks	1	1
2010	Arizona Diamondbacks	1	1
2011	Arizona Diamondbacks	1	1
2012	Arizona Diamondbacks	1	1
2013	Arizona Diamondbacks	1	1
2014	Arizona Diamondbacks	1	1
2015	Arizona Diamondbacks	1	1
2016	Arizona Diamondbacks	1	1
2017	Arizona Diamondbacks	1	1
2018	Arizona Diamondbacks	1	1
2019	Arizona Diamondbacks	1	1
2020	Arizona Diamondbacks	1	1
2021	Arizona Diamondbacks	1	1
2022	Arizona Diamondbacks	1	1
2023	Arizona Diamondbacks	1	1
2024	Arizona Diamondbacks	1	1
2025	Arizona Diamondbacks	1	1
2026	Arizona Diamondbacks	1	1
2027	Arizona Diamondbacks	1	1
2028	Arizona Diamondbacks	1	1
2029	Arizona Diamondbacks	1	1
2030	Arizona Diamondbacks	1	1





# Counsell Repeats As World Series Champion With 2001 Arizona Diamondbacks

Former Notre Dame player Craig Counsell's World Series magic continued in 2001, as a member of the victorious Arizona Diamondbacks. Counsell went from being a reserve to serving as one of the driving forces in the team's postseason run. He batted .275 during the 2001 regular season (4 HR, 38 RBI) before earning MVP honors at the National League Championship Series, thanks to his 8-for-21 batting, four RBI and five runs scored vs. the Atlanta Braves (he is pictured below with the trophy, seated next to then-Diamondbacks general manager and fellow Notre Dame graduate Joe Garagiola, Jr.). His career-best season included 141 games played at second base, third base and shortstop, and he closed the 2001 regular season by hitting safely in 25 of his final 27 starts. In addition to his NLCS heroics, Counsell opened the World Series by hitting an early solo home run versus the New York Yankees' Mike Mussina, forging a 1-1 tie and launching Arizona to a 9-1 Game 1 victory.



**CRAIG COUNSELL**

INFIELD

## Craig Counsell

#1

Class of '92 • Ht: 6-0 • Wt: 177 (as senior)

9


Bats-Throws: L-R • Whitefish Bay, Wis.

### INSIDE THE NUMBERS

Award-winning Notre Dame infielder and team captain who helped Florida Marlins ('97) and Arizona Diamondbacks ('01) win World Series, as starting second baseman • ranked third among 1997 Florida regulars with .293 postseason batting • forced extra innings in Game 7 with 9th-inning sacrifice fly, then scored in 11th for 3-2 win over Cleveland • hit .275 in 2001 regular season before earning NLCS MVP after batting 8-for-21 (4 RBI, 5 R) in Atlanta series • captained 1992 Irish to within one game of College World Series (he was named to NCAA all-Atlantic Regional team) • team MVP on 1992 squad that included 14 eventual pro draft picks • still holds Irish career records for walks (166), ranking fifth in games played (236), tied for fifth in total sacrifices (38) and 10th in doubles (50) • followed his father John as only father-son combination to captain the same team sport at Notre Dame • selected in 11th round of the 1992 Major League draft, by the Colorado Rockies.

### COUNSELL'S CAREER NOTRE DAME STATISTICS

Year	G/GS	AB	R	H	2B	3B	HR	RBI	BB	SO	SB-A	FLD	AVG
1989	57/49	152	43	44	3	0	0	32	43	27	6-8	.939	.289
1990	56/51	181	42	48	11	0	4	34	29	18	11-14	.904	.265
1991	61/61	208	57	66	14	3	2	37	49	18	7-12	.927	.317
1992	62/62	227	62	77	22	1	12	63	45	19	13-16	.923	.339
Career	236/223	768	204	235	50	4	18	166	166	82	37-50	.923	.306





# Brad Lidge Saves the 2008 World Series for the Philadelphia Phillies

## 2008 WORLD CHAMPIONS



### Lidge a proud product of Notre Dame

Brad Lidge takes the ball for the Phillies, but somewhere, the Irish eyes are smiling.

That's because Lidge is one of Notre Dame's own — an alumnus who once was the Big East Conference pitcher of the year. That was in 1998, when Lidge went 8-2 and recorded 92 strikeouts in 80 1/3 innings, and this year, the Philadelphia closer added the National League's Comeback Player of the Year Award to his resume.

*Cheer, cheer for Old Notre Dame, wake up the echoes cheering her name.*

The comeback nod for Lidge was well deserved.

In 41 save opportunities in the regular season, Lidge took the ball. On all of those 41 occasions, Lidge received the obligatory handshake from his catcher and extended his consecutive-saves streak to 44 with

three saves carried over from last season with the Astros.

Lidge will need a season in 2009 similar to this one to match Eric Gagne's 84 consecutive-saves streak that ended in 2004.

Lidge notched 19 saves but blew eight opportunities last season in Houston, but he erased all the bad memories in 2008.

"I never lost confidence in myself, no matter what the years were like or the results," Lidge said. "I always felt I was going to come back and pitch to the best of my ability."

Phillies fans like those in Houston before them may be able to quickly point out that Lidge has pressed the issue, but accepting defeat on the mound, this season anyway, has been an alien concept, and Lidge would like that to continue.

*Send a volley cheer on high, shake down the thunder from the sky!*

The right-hander is making his third trip to the postseason and would like to make a return trip to the World Series. Lidge made two relief appearances for Houston in 2005, and took a pair of losses, as the White Sox swept the Astros to take the title.

Lidge allowed a walk-off homer to Scott Podsednik in Game 2 in that series and an RBI single to Jermaine Dye, which produced the lone run in the Game 4 clincher.

*What though the odds be great or small, old Notre Dame will win over all.*

The move to Philadelphia has changed the fortunes for Lidge, who was born in Sacramento, Calif. He attended Cherry Creek High School near Denver before moving on to Notre Dame.

There have been six former Notre Dame players to play on winning World Series teams, and Lidge would like to join that list. The last was Craig Counsell, who earned rings with the Marlins in 1997 and again in 2001 with the Diamondbacks.

The others were Cubs right-hander Ed Reulbach (1907-08), Red Sox pinch-hitter Jean Dubuc (1918), Tigers first baseman John McHale (1945) and Phillies right-hander Ron Reed (1980).

A couple of years ago, Lidge made the pilgrimage to the campus after the Fighting Irish had reached the NCAA's.

"It was awesome," Lidge told MLB.com. "It was nice to meet the next generation, which makes me sound old. It was good to go back in the clubhouse. Things haven't changed that much."

*While her loyal sons are marching, onward to victory!*

**Mike Scarr** is a reporter for MLB.com.



**BRAD LIDGE**

**PITCHER**

### Brad Lidge #20

Class of '98 • Ht: 6-3 • Wt: 200 (as junior)  
Bats-Throws: R-R • Englewood, Colo.

#### INSIDE THE NUMBERS

Award-winning Notre Dame pitcher who helped the Philadelphia Phillies ('08) win World Series • recorded final out and save in game 5 of World Series clinching victory over Tampa Bay Rays • finished the postseason a perfect 7-of-7 in save opportunities • went 41-of-41 in save chances during the regular season • selected to Major League Baseball All-Star game in final season of Yankee Stadium • awarded MLB National League Comeback Player of the Year • ranked as one of MLB's top rookies in '03 for Houston Astros before setting the NL record for strikeouts by a reliever in '04 • drafted by the San Francisco Giants in the 42nd round of the '95 MLB Draft (did not sign) • developed into the highest ND drafted player in 33 years (still tied for highest drafted player ever) • named '98 BIG EAST Pitcher of the Year • his 93 strikeouts shared for the conference league and were tied for second-most in school history at the time • selected in the 1st round of the 1992 Major League draft, by Houston with the 17th overall pick.

#### LIDGE'S CAREER NOTRE DAME STATISTICS

Year	G/GS	IP	H	R	ER	BB	K	WP	HB	AVG	W-L	SV	ERA
1996	7/0	11.2	8	7	7	11	10	3	2	.200	1-0	1	5.40
1997	8/7	37.2	41	36	26	22	40	5	6	.275	4-3	0	6.21
1998	16/15	80.1	72	41	37	39	93	2	9	.240	8-2	0	4.15
Career	31/22	129.2	121	84	70	72	143	10	17	.247	13-5	1	4.86




# All-Time Roster



Outfielder/pitcher Ennio Arboit captained the 1937 Notre Dame baseball team while helping the Irish post a 38-12 record from 1936-38 (13-4 career record).



Bob Arnszen — one of three Notre Dame student-athletes ever named Academic All-America three times (as a basketball player) — led the '67 staff with a 2.34 ERA and 5-1 record.



Outfielder Dan Bautch ranks sixth in Notre Dame history with 68 stolen bases, including 29 (9th in Irish history) on an aggressive 1990 team that totaled 117 SBs.



Pitcher Tom Bujnowski ranks ninth in Irish history with 206 career strikeouts and is one of four since 1952 who have led the Irish staff in strikeouts three times (64 in 1952, 67 in '56 and 75 in '57).

## A

No.	Name	Years	Pos.	Hometown/Previous Team	Ht./Wt.	Career Statistics
	*Abbatiello, Jimmy	1976-77	2B/1B	Long Island, NY/St. Dominic HS	5-11/175	172 AB, .238, 0 HR, 12 RBI
	Abrott, Bernard	1927	P	Berkeley, CA		
	Alderman, Dallas	1904	P	Goshen, IN		5-2 won-loss record
23	Allen, Craig	1994-96	RHP	Franklin, KY/Franklin-Simpson HS	6-2/195	154.0 IP, 5.38 ERA, 9-5 (1), 76 K
1	*Allen, Tom	1989	OF/DH	Council Bluffs, IA/Dowling HS	5-8/160	63 AB, .254, 1 HR, 10 RBI
	Allison, William	1917	C/OF	Georgetown, TX	6-1/180	
26	Ambrey, Timothy	1981-82	C/1B	Cary, IL/Cary Grove HS	6-2/210	141 AB, .255, 1 HR, 19 RBI
12	Amrhein, Mike	1994-97	1F/OF/C	Oak Park, IL/Oak Park River Forest HS	6-2/200	745 AB, .361, 37 HR, 202 RBI
36	*Andres, Steve	2003-06	1F/DH/C	Napa, CA/Justin Siena HS	5-10/200	385 AB, .268, 17 HR, 86 RBI
	Andres, William	1916-18	C	Bridgeport, CT	5-10/175	
	Anson, George	1895	1B	Merrill, WI		
	Arboit, Ennio	1936-38	P/OF	Oglesby, IL/St. Bede's Academy	5-11/180	13-4 won-loss record
30	Arnszen, Bob	1967-69	RHP	Ft. Thomas, KY/St. Xavier HS	6-5/205	106.1 IP, 3.30 ERA, 6-3 (0), 75 K
	Antoine, Lawrence	1903-04	C	South Monauk, IL		
	Arnfield, Fremont	1911-12	OF	Elgin, IL		
	Askeew, Haskell	1930-31	2B/SS	Oklahoma City, OK		
12	<b>Ashdown, Brayden</b>	<b>2007-08</b>	<b>OF</b>	<b>Tucson, AZ/Catalina Foothills HS</b>	<b>6-1/180</b>	<b>104 AB, .221, 1 HR, 8 RBI</b>
49	Axford, John	2002, '03	RHP	Port Dover, ONT/Assumption College HS	6-5/180	144.2 IP, 4.28 ERA, 14-6 (0), 137 K

## B


	Bader, Clarence	1918-19	P	Whiting, IN		
	*Bader, Bob	1977-78	OF	Lakewood, OH	5-11/175	157 AB, .197, 3 HR, 22 RBI
	Bahan, Leonard	1918-19	1B	Somerset, KY	5-9/160	
41	Balicki, Mike	1995-97	RHP	Santa Margarita, CA/Santa Margarita HS	6-2/195	90.2 IP, 4.57, 9-2 (2 SV), 56 K
20	<b>Barnes, Jeremy</b>	<b>2006-08</b>	<b>2B</b>	<b>Garland, TX/South Garland HS</b>	<b>5-10/190</b>	<b>624 AB, .287, 11 HR, 127 RBI</b>
	Barrett, Jack	1944-46	P	Louisville, KY	6-0/160	13-10 won-loss record
2	Barrows, Joseph	1981	SS/2B	Wabash, IN/Wabash HS	5-9/160	54 AB, .222, 0 HR, 11 RBI
	Barry, Norm	1919-21	P	Chicago, IL/Fenwick HS	5-10/170	
	Bartish, Dave	1978-80	IF	Cincinnati, OH/St. Xavier HS	6-0/165	250 AB, .312, 1 HR, 42 RBI
28	Bartlett, Bob	1979-81	RHP	Shaker Heights, OH/Shaker Heights HS	5-10/170	
3	Bautch, Dan	1990-92	OF	Houston, TX/Stratford HS	5-11/165	422 AB, .284, 2 HR, 46 RBI, 68 SB
	*Beach, Joe	1934-35	LHP/OF	New Orleans, LA/Holy Cross HS	5-11/175	5-1 won-loss record
	Becker, Alphonse	1899	OF	Adrian, MN		
	Behe, Francis	1939	OF	Altoona, PA		
14	Bentley, Bob	1965-67	RHP	Clinton, IA/St. Mary's HS	6-3/190	75.1 IP, 5.38 ERA, 3-8, 68 K
	Berger, Alvin	1912-14	P	Howe, IN	6-0/170	7-7 won-loss record
	Bergman, Alfred	1914-15	SS/OF/P	Peru, IN/Peru HS	5-7/155	
	Bergman, Joseph	1923	OF/P	Peru, IN/Peru HS	5-8/170	
	Bertelli, Angelo	1943	C/1B	West Springfield, MA/Cathedral HS	6-1/170	
24	Bertucci, Rico	2004	RHP	Belleville, IL/St. Louis University HS	6-0/170	14.1 IP, 1.88 ERA, 1-0, 11 K
	Besser, Paul	1955	RHP	Buffalo, NY/Neumann HS	6-3/200	21.2 IP, 0-1, 17 K
	Besten, Elmer	1925-27	P/OF	Davenport, IA		11-14 won-loss record
33	Bickford, Scott	2005	LHP	Owings, MD/Northern HS	6-5/170	40.0 IP, 4.28 ERA, 4-1 (1), 37 K
8	Billmaier, Kris	2000-03	OF	Woodinville, WA/Woodinville HS	5-10/205	731 AB, .271, 15 HR, 140 RBI
13	*Binkiewicz, Joe	1989-92	1B/LHP	Wintersville, OH/Wintersville HS	6-4/225	671 AB, .334, 33 HR, 176 RBI; 49.1 IP, 3.10 ERA, 6-1 (0), 27 K
11	Birk, Robby	1992-94	UTIL	Louisville, KY/St. Xavier HS	6-0/165	204 AB, .250, 2 HR, 40 RBI
	Blievernich, Jerome	1920-22	C	Elmhurst, IL		
12	Blythe, Thomas	1964-66	SS	Koppel, PA	5-10/165	340 AB, .241, 7 HR, 53 RBI
	Bobinski, Mike	1978-79	RHP	Yaphank, NY/Longwood HS	6-0/180	76.1 IP, 4.24 ERA, 4-8 (0), 45 K
	*Bobowski, Stan	1975, '77	CF	Arlington Hts., IL/St. Viator HS	6-0/185	228 AB, .259, 4 HR, 33 RBI
9	#Bok, Matt	2000-02	DH/OF/C	Akron, OH/Walsh Jesuit HS/Georgetown	5-10/190	462 AB, .290, 6 HR, 85 RBI
	Boland, James	1918	P	Lansing, MI		0-1 won-loss record
	Boland, Tom	1949-51	C	Columbus, OH/Aquinas HS	6-4/200	165 AB, .291, 0 HR, 26 RBI
	Bonham, Edwin	1906-08	OF	Painted Post, NY		
17	<b>Boockford, Billy</b>	<b>2007-08</b>	<b>OF</b>	<b>Glen Ellyn, IL/Glenbard West HS</b>	<b>6-1/195</b>	<b>173 AB, .277, 2 HR, 33 RBI</b>
	*Borowski, Chuck	1936-38	OF	South Bend, IN/Central HS		
	Bothwick, Thomas	1909	OF	Joliet, IL		
	Boyle, Hugh	1907	IF	Darlington, WI		
	Braddock, John	1937-38	2B	Washington, DC		
12	Bransfield, Matt	2003-06	OF/DH/C	Englewood, CO/Cherry Creek HS	6-1/200	577 AB, .317, 18 HR, 129 RBI
27	Braun, Roger	1953	LF	Athens, WI	6-0/190	101 AB, .347, 1 HR, 30 RBI
	Bray, James	1928-29	2B/OF	Kansas City, MO/St. Peter's Prep	5-11/165	
17	Brennan, Michael	1960-61	LHP	Rensselaer, NY	6-1/185	30 AB, .133, 0 HR, 2 RBI
24	Bretting, Henry	1956	RHP	Ashland, WI	6-2/175	12.2 IP, 2-1, 8 K
7	*Brezovsky, Ross	2005-08	1F/OF	Naples, FL/Collier HS	5-9/180	788 AB, .289, 11 HR, 130 RBI
5	#Brock, J.J.	1995-98	IF	Colorado Springs, CO/Air Academy HS	5-11/175	860 AB, .316, 21 HR, 174 RBI
	Brommell, Robert "Bo"	1959	RF	Quincy, IL/Notre Dame HS	6-2/180	35 AB, .314, 0 HR, 6 RBI
	Brogan, John	1906-08	3B	The Dalles, OR		
1	Brooks, Randall	1995-97	2B/CF	Hazel Crest, IL/Hillcrest HS	5-11/180	640 AB, .364, 9 HR, 121 RBI
	Browne, Robert	1895-97, '99	IF/C	Blencoe, IA		
16	Brutvan, Bill	1960-62	CF	Johnson City, NY	5-11/185	224 AB, .295, 5 HR, 32 RBI
39	Buchmeier, Matt	1999-2002	RHP	Greenwood, IN/Roncalli HS	6-0/195	120.1 IP, 4.64 ERA, 5-3 (5), 147 K
11	Bujnowski, Tom	1952, '56-'57	RHP	Bayonne, NJ/St. Benedict's Prep	5-11/170	207 Ks thrown; 132 AB, .197
	Bunker, Richard	1955	LHP	Norwood, MA		51.0 IP, 3-4, 60 K
	Burke, Ernest	1915	1B/OF	Indianapolis, IN		
	Burke, Bill	1909	LHP	Worcester, PA	5-10/165	5-2 won-loss record
	Burns, Raymond	1905	P	Pittsburgh, PA		2-4 won-loss record
12	*Bushey, Andrew	1999-2002	3B/C	Boardman, OH/Cardinal Mooney HS	5-10/190	777 AB, .304, 11 HR, 135 RBI

Note: Jersey number, position, ht. and wt. based on final media guide listings. Only years in which player lettered are listed (stats reflect entire career). Stats refer to at-bats, batting avg., home runs and runs batted in for offensive players and innings, earned-run avg., won-loss record (saves) and strikeouts for pitchers. Current players in bold. Asterisks (\*) indicate lefthanded hitters, pound sign (#) switch-hitters. Some data incomplete/unavailable. Please forward additions/corrections to ND Sports Info. Office.

# All-Time Roster




Frank Carpin set the Irish record for strikeouts in a game (19) en route to a then-ND record 102 strikeouts in the 1958 season.



Tom Caruso did not strike out during the entire 1979 season (87 at-bats), as a member of a Notre Dame offense that totaled just 111 strikeouts in that entire season.



John Corbin ('97-'00) set the Notre Dame records for saves in a season (11, now 4th) and saves in a career (20).



Tom Cuggino ('66-'68) ended his career ranked fourth on the Notre Dame career ERA list (2.93, now 10th).

# C

No.	Name	Years	Pos.	Hometown/Previous Team	Ht./Wt.	Career Statistics
	Callahan, Edward	1894	RF	Omaha, NE		
	Callahan, Thomas	1941	OF	Stamford, CT		
3	*Cameron, Jim	1982	OF	Spring Lake, MI/Grand Haven HS	5-9/160	95 AB, .242, 1 HR, 19 RBI
	Campagna, Joseph	1941	3B	Berwyn, IL		
	Campbell, Arthur	1895	OF	San Francisco, CA		
	Campbell, Jack	1947-49	LHP	Lowell, MA	6-1/175	10-7 won-loss record
	Campbell, Michael R.	1895-96	C	Tillahoma, TN		
30	Capozzi, Angelo	1954	LHP	Syracuse, NY		48.0 IP, 4-2, 31 K
14	Carideo, Jim	1955-57	SS	Mt. Vernon, NY/A.B. Davis HS	5-7/165	236 AB, .254, 0 HR, 31 RBI
	Carlin, Jim	1942-43	3B	Trenton, NJ/Trenton Catholic HS	5-10/150	
13	Carlin, Mike	1998-2001	RHP	Manhattan, KS/Manhattan HS	6-5/215	34.2 IP, 5.19 ERA, 1-1, 19 K
	Carlin, Tom	1943	2B	Trenton, NJ/Trenton Catholic HS	5-11/175	
29	Carlson, Garret	1995	P	Spokane, WA/North Central HS	6-1/192	34 IP, 7.68 ERA, 0-1, 31 K
	Carmody, Arthur	1912	OF	Shreveport, LA		
	Carmody, Francis	1915	2B	Shreveport, LA		
	Carney, Mark	1977	LHP	Elmhurst, IL	6-3/180	27.0 IP, 5.00 ERA, 2-2 (0), 18 K
14	*Carpin, Frank	1958	LHP/OF	Richmond, VA/Benedictine HS	5-10/170	72.2 IP, 3.22 ERA, 6-2, 102 K
	Carson, James	1937	1B	Indianapolis, IN/Cathedral HS	5-9/165	
31	Carretta, John	1958-60	1B	Arlington, VA	6-3/205	257 AB, .276, 5 HR, 62 RBI
	Cartier, Dezera	1892	2B	Ludington, MI		
	Caruso, Thomas	1978-79	IF	Kenmore, NY/Kenmore West HS	5-10/170	203 AB, .271, 1 HR, 17 RBI
	Castner, Paul	1921-23	LHP/OF	St. Paul, MN/St. Thomas Military Acad.	5-11/187	14-7 won-loss record
21	Cavey, Scott	1997-2000	RHP	Omaha, NE/Creighton Prep	6-5/200	165.0 IP, 4.20 ERA, 15-4, 138 K
20	Celmer, Dave	1966-68	LHP	Rochester, NY	6-3/180	113.2 IP, 3.40 ERA, 9-4, 114 K
	Centilevre, Carl	1908	OF	Fort Wayne, IN		
39	Chenail, Kevin	1985-88	RHP	North Adams, MA/Drury HS	6-4/200	211.0 IP, 4.48, 13-13 (1), 96 K
	Chlebeck, Andrew	1940-42	OF	St. Paul, MN/St. Thomas Military Academy	6-0/190	
10	*Chryst, Rick	1981-83	OF/IF	Plateville, WI/Madison Edgewood HS	6-0/165	421 AB, .318, 8 HR, 66 RBI
	Cianchetti, Robert	1944	2B/C	Brooklyn, NY/Lafayette HS	5-7/140	
	Ciszczon, Frank	1944	2B	East Chicago, IN/Cathedral Central HS	6-0/165	
23	#Clark, David	1983-85	C	Mitchellville, MD/DeMatha HS	6-2/185	333 AB, .231, 5 HR, 61 RBI
	Cleary, Bob	1977	3B	Birmingham, MI/Brother Rice HS	5-8/145	140 AB, .207, 0 HR, 11 RBI
6	*Clemens, Peter	1974	CF	Tell City, IN/Tell City HS	5-10/165	91 AB, .264, 2 HR, 11 RBI
14	Clementz, Mark	1982-84	LHP	Elkhart, IN/Elkhart Central HS	6-0/170	179.0 IP, 2.97, 14-9 (3), 106 K
17	Clevenger, Kasey	1993	OF	Marion, IN/Marion HS	5-11/186	11 AB, .000, 0 HR, 0 RBI
	Coccitti, Tom	1948	C	Rochester, NY	5-5/190	
27	Coffey, Mike	1988-90	RHP	West Sand Lake, NY/Christian Brothers Acad.	6-3/195	158.0 IP, 4.50, 16-5 (12), 109 K
18	Coleman, Patrick	1973-75	3B	Anoka, MN/Benilde HS	5-11/180	228 AB, .329, 0 HR, 36 RBI
	*Colloton, Dick	1952-54	2B	Mason City, IA/St. Joseph HS	5-11/160	277 AB, .300, 2 HR, 34 RBI
	Colrick, John	1927-29	1B	Newark, NJ/St. Benedict's Prep	6-2/190	
	Combe, Joseph	1892	LF	Brownsville, TX		
26	Combs, Arthur	1972	RHP	Yorcktown Hts, NY	6-0/175	8 IP, 9.00 ERA, 0-1 (0), 3 K
22	Conlin, Thomas	1982-84	RHP	Mt. Prospect, IL/John Hersey HS	6-0/170	98.0 IP, 4.41 ERA, 8-8 (4), 65 K
	Connelly, Eugene	1909-11	3B	Malden, MA		
	Connors, Benny	1919-20	OF	Chicago, IL		
10	Connolly, Ryan	2007	LF	Binghamton, NY/Binghamton HS	5-11/190	85 AB, .200, 0 HR, 10 RBI
30	Connors, John	1957	RHP	LaGrange, IL	6-1/185	22.2 IP, 4.37 ERA, 2-4, 25 K
18	Conroy, Tom	1982	LHP	Staten Island, NY/Farrell HS	6-2/190	9.1 IP, 4.82 ERA, 0-0 (0), 8K
24	Conway, Brian	1989	LHP	Indianapolis, IN/Indianapolis Cathedral HS	6-2/185	71.1 IP, 5.55 ERA, 5-4 (0), 31K
	Cook, Arthur	1905	C	Brooklyn, NY		
14	#Cooke, Ben	1998-2001	IF/OF	Bay Village, OH/St. Ignatius HS	5-9/175	421 AB, .274, 1 HR, 39 RBI
	*Cooper, Alan	1962-63	RHP/IF	Buffalo, NY/Canisius HS	5-9/155	63 IP, 3.86 ERA, 4-3, 58 K; 51 AB, .235, 0 HR, 4 RBI
9	Cooper, Craig	2003-06	OF/1B	Plaineview, NY/Chaminade HS	6-1/210	734 AB, .361, 26 HR, 162 RBI
24	Corbin, John	1998-2000	RHP	Hollywood, FL/Hollywood Hills HS	6-3/200	114.1 IP, 4.64 ERA, 13-7 (20), 112 K
	Corcoran, Charles	1915-16	2B	Joliet, IL		
	Corcoran, James	1938	OF	Washington, D.C.		
	*Corrao, Andy	1954	OF	Milwaukee, WI/Lincoln HS	5-11/155	50 AB, .200, 0 HR, 3 RBI
6	#Coss, Mike	1988-91	SS	Bridgeport, OH/Linsly HS	5-10/190	687 AB, .268, 5 HR, 104 RBI
29	Costa, Donald	1959	LF	Ellwood City, PA	5-11/200	48 AB, .229, 0 HR, 7 RBI
	Costello, Albert	1933-35	OF	Akron, OH/North HS		
13	*Costigan, Dave	1951-53	3B/OF	Bloomington, IL/Trinity HS	5-10/161	187 AB, .246, 0 HR, 17 RBI
19	#Counsell, Craig	1989-92	3B/SS	Whitefish Bay, WI/Whitefish Bay HS	6-0/177	768 AB, .306, 18 HR, 166 RBI
23	*Counsell, John	1962-64	RF	Oconomowoc, WI/Oconomowoc HS	5-11/180	272 AB, .290, 6 HR, 44 RBI
	Crane, Hubert	1939-40	OF/2B	North Hampton, MA		
	Creevey, John	1943/47/48	OF/RHP	Clawson, MI/Clawson HS	6-2/215	4-4 won-loss record
	Crimmins, Bernard	1940-42	C	Louisville, KY/St. Xavier HS	5-11/185	
	Crimmins, Charles	1941	IF	Watertown, NY		
17	Cross, James	1983, '85-'86	RHP	Royal Oak, MI/Shrine HS	6-0/185	129.1 IP, 5.50 ERA, 6-12 (3), 50 K
	Crowley, Francis	1924-26	3B/OF	Chicago, IL		
25	Cuggino, Tom	1966-68	RHP	Bronx, NY/Mount St. Michael HS	6-4/210	156.2 IP, 2.93 ERA, 10-7, 127 K
	Cummings, Leo	1931-32	1B/OF	Seattle, WA		







Lefthander Pat Davis ('98) now is a baseball coach at Texas Military Institute while his father Ben has coordinated the Irish Baseball Classic in San Antonio.



First baseman Craig DeSensi ('92-'95) played in 200 career games, becoming the eighth ND player to reach that milestone (he also had a .313 career batting average).



Lefthander Phil Donnelly led the 1962 staff with a 1.27 ERA (2.65 career), with those respective marks currently fourth and fifth in the Notre Dame record book.



Shortstop Paul Failla, who earned all-NCAA East Regional honors on a 1994 team that went 46-16, also served as a backup quarterback with the Irish football team.

# D

No.	Name	Years	Pos.	Hometown/Previous Team	Ht./Wt.	Career Statistics
	Cunha, Daniel	1933-35	SS	St. Petersburg, FL		
	Cunningham, John	1950-51	OF/3B	East St. Louis, IL	5-11/180	138 AB, .217, 1 HR, 17 RBI
	Curtin, Egbert	1923	C	Farnamus, MA		
	Curtis, Harry	1907	C	Newbury Port, MA	5-10/170	
26	Cusack, James	1955-57	1B	Peoria, IL/Spalding Institute	6-1/185	263 AB, .308, 3 HR, 43 RBI
	Cutshaw, George	1008	2B	Newburyport, MA	5-9/160	
	Dalton, James	1954	LHP	Minneapolis, MN	5-11/160	39.0 IP, 1-3, 16 K
	Daly, Charles	1900	2B	Patterson, NJ	5-7/140	
	Daly, Michael	1896-98	OF	New Brunswick, NJ		
22	Danapilis, Eric	1990-93	RF/RHP	St. Joseph, MI/St. Joseph HS	6-2/220	729 AB, .405, 29 HR, 221 RBI; 23 IP, 5.87 ERA, 2-1 (3), 17 K
22	<b>Danieli, Evan</b>	<b>2008</b>	<b>RHP</b>	<b>East Hanover, NJ/Seton Hall Prep</b>	<b>6-7/230</b>	<b>27.0 IP, 5.00 ERA, 0-0 (0), 20 K</b>
	Daniels, Bert	1908-09	1B	Joliet, IL	5-9/180	
	Darwin, Oscar	1917	P	Minocque, WI		
30	Davis, Pat	1996, '98	LHP	San Antonio, TX/Texas Military Inst.	6-4/225	34.1 IP, 6.03 ERA, 0-0 (0), 31 K
	Dawes, Joseph	1925	P	Ft. Leavenworth, KS		1-1 won-loss record
	*Deasey, John	1982-83	IF/OF	Edina, MN/Edina West	6-0/175	53 AB, .170, 0 HR, 8 RBI
23	Deasey, Michael	1978-81	RHP	Edina, MN/Edina West	6-3/195	186.2 IP, 3.86 ERA, 19-7 (0), 96 K
19	Dee, Jim	1982-84	3B/IF	Chicago Heights, IL/Marian Catholic	5-9/175	89 AB, .236, 1 HR, 19 RBI
	DeFacci, Dave	1975-78	C/OF	Richton Park, IL/Rice Central HS	5-10/170	
50	DeGraff, Marty	1993-94	RHP	South Bend, IN/St. Joseph's HS	6-3/205	53.1 IP, 4.39 ERA, 9-1, 41 K
13	DeSensi, Craig	1992-95	1B/3B	Louisville, KY/Trinity HS	6-0/192	546 AB, .313, 18 HR, 132 RBI
	DeSilva, Mark	1981	C	Greenlawn, NY/John Glenn HS	6-1/185	1 AB, .000, 0 HR, 0 RBI
	Dilley, James	1930	P	Newark, NJ		4-2 won-loss record
20	Dingle, Phil	1982-83	C/OF	Tampa, FL/Jesuit HS	6-0/180	204 AB, .240, 3 HR, 33 RBI
	Doar, James	1903	C	Cumberland, WI	5-11/185	
	Dobosh, Joseph	1984-85	RHP	Brookfield, OH/Brookfield HS	6-6/220	135.0 IP, 6.20 ERA, 5-14 (3), 75 K
	Doemel, Dave	1975	C	Cohoes, NY/Christian Brothers HS	5-11/168	25 AB, .280, 0 HR, 4 RBI
	Dohan, Joseph	1902	P	Cincinnati, OH		4-2 won-loss record
47	Doherty, Ryan	2003-05	RHP	Toms River, NJ/Toms River East HS	7-1/220	98.1 IP, 2.84 ERA, 8-4 (20), 134 K
	Dolan, William	1912-13	OF	St. Louis, MO		
	Donahue, Matthew	1898-1901	CF	Wilmington, IL		
11	Donnelly, Phil	1961-62	LHP	Albany, NY	5-9/195	112.2 IP, 2.64 ERA, 8-5, 67 K
	Donohoe, Edward	1928		Cincinnati, OH		
	Donovan, William	1920		Chicago, IL		
4	Dorning, Michael	1983-85	C	Claremont, CA/LaVerne Damien HS	5-9/150	287 AB, .275, 2 HR, 38 RBI
	Doyle, Lawrence	1937-39	1B	Morristown, NJ		
26	<b>Doyle, Mick</b>	<b>2008</b>	<b>INF</b>	<b>LaGrange Park, IL/Benet Academy</b>	<b>6-1/200</b>	<b>48 AB, .313, 0 HR, 6 RBI</b>
9	Dreveline, J. P.	1999	C	Arlington Heights, IL/John Hersey HS	5-11/190	35 AB, .229, 0 HR, 4 RBI
	Drewes, Henry	1900		Des Plaines, IL		4-0 won-loss record
6	*Dressman, Danny	2004-07	OF	San Jose, CA/Archbishop Mitty HS	5-8/180	566 AB, .299, 0 HR, 90 RBI
	DuBois, Leo	1917		Oklahoma		
	Dubuc, Jean	1907-08	P/OF	Waterbury, CT	5-10/185	13-2 won-loss record
	Dudley, Ambrose "Bud"	1942	P	Philadelphia, PA/St. Joseph Prep	5-10/185	
5	Duff, Drew	1999-2002	RHP	Sevierville, TN/Sevier County HS	5-11/190	135.1 IP, 5.65 ERA, 12-4 (3), 114 K
12	*Duffy, Gene	1957-59	CF	Davenport, IA/St. Ambrose HS	5-6/155	290 AB, .338, 8 HR, 56 RBI
	Duggan, Edward	1913-15	OF	Greenwood, IN	6-0/195	
	Duggan, James	1901	OF	Crestin, IA		
	Dunn, Louis	1933-35	1B	Springfield, MA		
	Dunne, Bert	1924-25	OF	San Francisco, CA		
6	<b>Dupra, Brian</b>	<b>2008</b>	<b>RHP</b>	<b>Rochester, NY/Greece Athena HS</b>	<b>6-3/200</b>	<b>46.1 IP, 5.44 ERA, 3-3 (1), 30 K</b>
	*Durkin, Harry	1951-52	SS/3B	Newark, NJ	5-10/165	175 AB, .269, 5 HR, 33 RBI
44	#Dury, Mike	2004-07	LHP/1B	Indianapolis, IN/Bishop Chatard HS	6-5/240	81.2 IP, 2.20 ERA, 6-1 (3), 53 K; 270 AB, .237, 13 HR, 52 RBI

# E-F

17	Ebert, John	1982	LHP	Dallas, TX/Marion (OH) Catholic HS	6-3/175	35.0 IP, 6.43 ERA, 3-2 (0), 21 K
	Edgren, Paul	1916-17	P	South Bend, IN		11-4 won-loss record
14	Edwards, Matt	2002-05	3B/1B	Mechanicsville, VA/Lee-Davis HS	6-2/195	708 AB, .345, 34 HR, 195 RBI
28	*Eich, Richard	1970-72	LHP	Little Falls, MN	6-3/190	
15	Eilers, Pat	1989	OF	St. Paul, MN/St. Thomas HS	5-11/198	75 AB, .307, 0 HR, 11 RBI
24	<b>*Elam, Sam</b>	<b>2006</b>	<b>LHP</b>	<b>Mesquite, TX/Poteet HS</b>	<b>6-3/220</b>	<b>44.0 IP, 4.29 ERA, 0-2 (1), 46 K</b>
	Ellis, Rex	1938-40	P	Greens Fork, IN/Greens Fork HS	6-3/185	7-7 won-loss record
	Elward, Allen	1915-16	OF	Lawrence, MA		
5	#Failla, Paul	1992-94	SS/3B	Sewickley, PA/North Allegheny HS	6-2/195	610 AB, .303, 7 HR, 106 RBI
	Falvey, Richard	1921-23	P	Winamac, IN		17-10 won-loss record
25	Fanning, Kevin	1974	RHP	Milton, MA/Milton HS	6-4/230	57.2 IP, 3.75 ERA, 3-7 (0), 29 K
	Farabaugh, Gallitzen	1906-07	1B	Loretto, PA		
	Farley, John	1899-1902	OF	Patterson, NJ	5-9/160	
	Farrell, Charles	1939-41		Oklmugee, OK		
4	Farrell, Dick	1952-53	C	Bronx, NY/Mount Saint Michael HS	5-9/170	40 AB, .150, 0 HR, 3 RBI
	Farrell, Simon	1911-14	1B	Joliet, IL		
	Farrell, Thomas	1924-25	OF	East Orange, NJ	5-11/165	
	Feehery, Edward	1927-28	P/OF	Chicago, IL		
16	*Felker, Jeff	1997-2000	1B/OF	Ellicott City, MD/Mount St. Joseph HS	6-5/190	792 AB, .311, 23 HR, 155 RBI
	Fenzel, Jerry	1970-71	RHP	Baltimore, MD	5-10/170	20.2 IP, 8.71 ERA, 2-3 (0), 14 K

# All-Time Roster



Nick Furlong – a fifth-round pick of the Cincinnati Reds – still ranks sixth in Notre Dame history for season ERA (1.50) and eighth in Ks per 9 IP (10.21, in 1968).



Jack Gentempo hit .383 with wood bats in 1960, ranking at that time as the third-best season batting average in Notre Dame history (now 29th).



Nonwood Gibson closed the 19th century by posting a 20-9 record (1896-1900), a pair of no-hitters and 28 complete games (still the Notre Dame career record).



Jim Gillis served as a first baseman and outfielder from 1949-51 and was a member of the first Irish baseball team to advance to the NCAAAs ('49).

G

No.	Name	Years	Pos.	Hometown/Previous Team	Ht./Wt.	Career Statistics
	*Ferryman, Jean	1951	OF/LHP	Omaha, NE/Creighton Prep	6-0/185	33 AB, .303, 0 HR, 2 RBI
5	Fiascki, Frank	1976-77	IF	Mountaintop, PA/Bishop O'Reilly HS	5-11/170	254 AB, .343, 1 HR, 36 RBI
21	Finnegan, Frank	1958-60	RF	Peoria, IL	6-0/185	
	Fischer, Bob	1941-42	P	Wauwatosa, WI		3-6 won-loss record
	Fish, James	1911	C	Boston, MA		
17	Fitz, Robert	1987	RHP	Lexington, KY/Henry Clay HS	6-2/160	35.1 IP, 6.11 ERA, 2-1 (0), 16 K
	Fitzgerald, William	1920-21	1B/3B	Chicago, IL		
	Fitzgibbon, James	1892	1B	Newark, OH		
12	Fitzmaurice, Shaun	1963-64	OF	Wellesley, MA	5-10/170	248 AB, .355, 9 HR, 55 RBI
4	*Flanagan, John	1988	OF	Chicago, IL/St. Rita HS	5-8/160	33 AB, .061, 0 HR, 2 RBI
	Flannigan, John	1894	1B	Minneapolis, MN		
	Fleet, William	1901	P	North Anderson, IN		1-0 won-loss record
	Fleming, Charles	1897-1900	LF	Detroit, MI		6-2/215
23	Flynn, Chris	1987	C	Bayonne, NJ/Marist HS		353 AB, .292, 17 HR, 83 RBI
	Foley, Charles	1921-22	P	Burns, OR		2-2 won-loss record
	Foley, Dani	1923	2B	Ft. Leavenworth, KS		
	Foley, James	1910	SS	Milford, MA		
	Follen, Peter	1897-1900	OF	Lafayette, IN		
	Francis, Harry	1929		Ardmore, PA		
	Fromhart, Wally	1934-35	3B	Moundsville, WV/Moundsville HS	5-11/185	
4	#Frye, Todd	1997-98	IF	Aledo, IL/Aledo HS	5-11/170	322 AB, .273, 0 HR, 33 RBI
7	Fuentes, Javier	1994	IF	Austin, TX/Travis HS	6-1/175	40 AB, .375, 0 HR, 7 RBI
	Funke, Arthur	1895	P	Denver, CO		0-1 won-loss record
17	Furlong, Nick	1968-69	RHP	Pelham, NY/Iona Prep	6-1/200	96.1 IP, 3.36, 6-6, 98 RBI
	Gaberik, Dick	1952-54	C	Berwyn, IL	5-11/150	161 AB, .255, 0 HR, 20 RBI
	Gage, Roy	1902	2B	North Branch, MI		
46	Gagne, J.P.	2000-03	RHP	Bloomington, MN/Cretin-Derham Hall HS	6-0/205	298 IP, 3.90 ERA, 25-16 (19), 205 K
6	Galloway, Mike	1975-77	OF	Cocoa Beach, FL/Cocoa Beach HS	6-0/170	320 AB, .316, 1 HR, 52 RBI
	Garofalo, Emil	1948-49	OF	Fairfield, CT	6-0/170	
	Garvey, Arthur	1921	C/OF	Holyoke, MA	6-1/215	
11	*Gaston, Sean	2004-06, '08	C	Brownsburg, IN/Brownsburg HS	6-0/195	551 AB, .301, 2 HR, 96 RBI
	Gaul, Frank	1934-36	C	Waterville, ME/Waterville HS	5-10/165	
15	Gazdayka, Walt	1966	1B	Fairlawn, NJ	6-0/16-5	66 AB, .163, 8 HR, 16 RBI
	Gehring, Joe	1946		Gretna, LA		
23	Geneser, Joe	1958	SS	Granger, IA/Assumption HS	6-0/165	97 AB, .299, 0 HR, 14 RBI
32	Gentempo, Jack	1959-61	IF	Union, NJ	5-10/175	273 AB, .319, 0 HR, 36 RBI
	Geoghegan, Marty	1903-04	IF	Lockport, NY		
	Ghigliotti, Edward	1943	2B	Staten Island, NY		
15	Giarrantano, Bob	1957	RF	Great Neck, NY/Great Neck HS	5-11/165	69 AB, .290, 1 HR, 11 RBI
	Gibbons, Brian	1984	C	South Bend, IN	6-0/200	33 AB, .242, 1R, 8H, 3 RBI
12	*Gibbons, Jim	1952-53	RHP/OF	Chicago, IL/Mt. Carmel HS	6-2/180	104.1 IP, 7-7, 65 K, 150, 9 RBI
	Gibson, Norwood	1896-1900	RHP/2B	Peoria, IL	5-10/180	20-9 won-loss record
	*Gieldin, Richard	1949-50	1B	Trenton, NJ	6-2/190	189 AB, .328, 2 HR, 16 RBI
21	Gieselman, Jim	1969	LF	New Orleans, LA		49 AB, .204, 2 HR, 8 RBI
	*Gilhooley, Frank	1944-46	CF	Toledo, OH/Central Catholic HS	6-0/175	
	*Gillis, Jim	1949-51	1B/OF	Huntington Beach, CA/Huntington Beach Union	6-0/180	186 AB, .258, 0 HR, 15 RBI
	Gillon, Charles	1892	SS	Milford, MA		
	Gleeson, John	1986	RHP	Bronx, NY/Cardinal Spellman HS	6-2/190	38.1 IP, 6.34 ERA, 3-2 (5), 20 K
21	Gleichowski, Justin	1995	RHP	Clearwater, FL/Countryside HS	5-8/160	22.0 IP, 3.68 ERA, 2-1 (7), 7 K
21	Goetz, Jerry	1968	IF	Shaker Heights, OH/Shaker Heights HS	6-3/185	57 AB, .333, 2 HR, 21 RBI
33	Golom, Ed	1999	IF/OF	Lockport, IL/Providence Catholic HS	5-9/175	53 AB, .284, 1 HR, 2 RBI
	Goncher, John	1936-37	P	Waterville, ME		7-3 won-loss record
23	Gonring, Mark	1964-66	OF	West Bend, WI	5-10/160	282 AB, .252, 2 HR, 26 RBI
26	Gonski, Richard	1962-64	SS	Chicago, IL/DeLaSalle HS	6-0/195	320 AB, .353, 12 HR, 57 RBI
24	Goodman, Ronald	1974	OF	Mt. Sinai, NY/Port Jefferson HS	6-0/195	75 AB, .240, 1 HR, 10 RBI
	Gore, Fredrick	1942	SS/2B	Fort Lauderdale, FL		
21	Graffy, Brett	2006-07	RHP	Homer Glen, IL/Joliet Catholic Academy	6-1/195	75.1 IP, 5.14, 6-2 (0), 45 K
33	Graney, Mike	1959	OF	Chesterton, IN/Bishop Noll HS	6-5/225	39 AB, .359, 0 HR, 5 RBI
	Granfield, Bill	1911-13	3B	Springfield, MA		
	Grant, Matthew	1943	LF	Freeport, IL		
	Gray, Wilbur	1912-14	C	Calumet, MI		
9	#Greene, Allen	1996-98	OF	Seattle, WA/Bishop O'Dea HS	6-1/190	511 AB, .327, 15 HR, 113 RBI
	Greenwell, Rick	1977	3B/2B	New Haven, KY/Bishop David HS	5-11/160	31 AB, .226, 0 HR, 7 RBI
	Griffin, Gerald	1929		Morristown, NJ		
	Grieve, Don	1949-50	OF	Yonkers, NY	5-9/160	96 AB, .219, 11 RBI (no HR, RBI - '49)
13	Grogan, Brennan	2003	OF	Tequesta, FL/Benjamin HS	6-2/175	215 AB, .298, 1 HR, 32 RBI
29	*Gruener, David	2006	LHP	Gig Harbor, WA/Life Christian Academy	6-2/195	41.2 IP, 5.62, 1-2 (1), 28 K
	Guilfoile, Tom	1986	1B/B	Cooperstown, NY/Cooperstown Central HS	5-11/170	89 AB, .247, 1 HR, 15 RBI
	Guppy, Raymond	1912	C	Rochester, NY		







Bill Heyl (1909-11) posted an .818 career winning pct. (18-4) and 20 complete games, still good for fifth and sixth (respectively) in the Notre Dame record book.



Outfielder Paul Horan, who helped Notre Dame reach the 1971 NCAAAs, hit a team-high three home runs in 1972 and posted a .300 career batting average.



Former Notre Dame career home run leader Frank Jacobs (37) caught a touchdown pass in the 1989 Fiesta Bowl, as a tight end on the national-title football team.



Tim Kalita (1997-99), who was drafted in the seventh round of the '99 draft by the Detroit Tigers, ranks ninth all-time in school history with 214 career strikeouts.

# H

No.	Name	Years	Pos.	Hometown/Previous Team	Ht./Wt.	Career Statistics
8	*Haas, Matt	1991-94	C/3B	Puducal, KY/St. Mary's HS	6-1/175	503 AB, .330, 12 HR, 119 RBI
22	Hagan, Daniel	1959-61	OF/3B	Mexico, MO	6-2/180	315 AB, .292, 8 HR, 49 RBI
	Hamilton, Donald	1909-10	OF	Columbus, OH		
24	Hammett, John	1955	RHP	Rocky River, OH/St. Ignatius HS	6-0/180	56.0 IP, 2-4, 28 K
	Handrich, Tim	1979-80	RHP	Kimberly, WI/Kimberly HS	6-3/200	40.0 IP, 4.50 ERA, 4-0 (2), 18 K
30	Hannan, Jim	1958-59	RHP	Jersey City, NJ/St. Peter's Prep	6-2/195	80.1 IP, 4.93 ERA, 7-4, 65 K
	Hannin, Michael	1892	RF	Toledo, OH		
5	Hansen, Tom	1972-74	3B	Erie, PA/Cathedral Prep	6-2/180	269 AB, .290, 7 HR, 44 RBI
29	Hanson, Dave	1961-63	LF	Saco, ME	6-0/180	267 AB, .277, 3 HR, 39 RBI
34	*Hardy, Kevin	1965, '67	OF	Oakland, CA/St. Elizabeth's HS	6-6/270	176 AB, .330, 2 HR, 32 RBI
	Hargrave, Bob	1940	RF	Evansville, IN/Reitz Memorial HS	5-10/180	
45	Harmon, Michael	1986-88	LHP	Indianapolis, IN/Bishop Silas Chataud HS	5-10/175	132.0 IP, 4.70 ERA, 10-9 (6), 59 K
	Harrington, Daniel	1984	IF	Braintree, MA	6-0/170	29 AB, .172, 8 R, 5 H, 3 RBI
	Harsha, Terry	1965	C/OF	Van Nuys, CA	5-11/155	25 AB, .320, 0 HR, 3 RBI
	Hart, Tom	1929	OF	Dunkirk, IN		
56	#Hartwell, Edwin	1990-93	DH/OF	Ft. Worth, TX/Country Day HS	6-0/200	404 AB, .354, 18 HR, 100 RBI
15	*Hartvigson, Chad	1990	LHP	Kirkland, WA/Juanita HS	6-3/180	12.2 IP, 7.11 ERA, 1-0 (0), 8 K
	Hassett, Bill	1945-46	SS	New York, NY/Lasalle Academy	5-10/180	
22	Heilman, Aaron	1998-2001	RHP	Logansport, IN/Logansport HS	6-5/225	393.2 IP, 1.49 ERA, 43-7 (12), 425 K
	Hemp, Charles	1902	3B	St. Louis, MO		
31	Henebry, Gregg	1994-'97	LHP	Clinton, MA/Clinton HS	5-11/200	168.2 IP, 4.48 ERA, 16-6 (0), 97 K
	Hengel, Edward	1941	OF	Pierre, SD		
	Hesse, John	1896	IF	Ft. Madison, IA		
	Heyl, Bill	1909-11	RHP	Pittsburgh, PA		18-4 won-loss record
	Hickey, John	1943	1B	South Bend, IN/Central HS		
	Higgins, William	1902-03	P	Boston, MA		11-4 18-4 won-loss record
	Hilbrich, John	1950	RHP	Griffith, IN	6-2/175	37.1 IP, 1-3, 23 K
	*Hiller, John	1942, '48	C/OF	East Bernstadt, KY/St. Michael's HS	6-0/180	
	Hindel, William	1896-97	IF	Indianapolis, IN		
	Hoag, Robert	1939	2B	Ottawa, ONT		
	Hogan, Harry	1901-03	P	Fort Wayne, IN		11-2 won-loss record
25	Holba, Mike	2002	1B	Lansing, IL/Thornton Fractional South HS	6-8/240	55 AB, .327, 0 HR, 7 RBI
	Holland, Leo	1899	P	London, OH		3-1 won-loss record
	Holloran, Joseph	1918		Casper, WY		
16	Horan, Paul	1970-71	OF	Bloomfield, IA/Walsh HS	6-1/185	220 AB, .300, 5 HR, 39 RBI
	Howard, Tom	1987-88	RHP	Grand Rapids, MI		46.2 IP, 6.17 ERA, 0-3 (0), 22 K
15	Hrabcsak, Edward	1970-72	RHP	Warwick, RI	6-1/195	78.1 IP, 5.97, 4-7 (0), 37
	Hudas, Greg	1983	1B	Troy, MI/Harper Woods Bishop Gallagher HS	6-6/210	107 AB, .215, 1 HR, 16 RBI
	Hughes, Robert	1975	LHP	Union, NJ/Union HS	5-11/165	72.2 IP, 4.58, 5-5 (0), 75 K
	Huisking, Charlie	1934-35	P	Long Island, NY		3-6 won-loss record
	Hunthausen, Norvall	1938-40	P	St. Louis, MO		13-8 won-loss record
23	Hurley, Eddie	1955-57	2B	Holyoke, MA/Holyoks HS/Deerfield Academy	6-0/170	252 AB, .278, 2 HR, 33 RBI
24	*Hutson, Tim	1986-88	1B	Battle Creek, MI/St. Philip HS	6-2/205	517 AB, .282, 28 HR, 128 RBI
9	Iams, George	1980-81	OF	South Bend, IN/Clay HS	5-7/170	243 AB, .263, 1 HR, 21 RBI
1	Iarocci, Anthony	1972, '74-'75	C	Highland, IN/Bishop Noll HS	5-9/165	84 AB, .155, 0 HR, 4 RBI
29	<b>Intekofer, Ryne</b>	<b>2007-08</b>	<b>IF</b>	<b>Moorpark, CA/Moorpark HS</b>	<b>5-9/160</b>	<b>46 AB, .239, 0 HR, 11 RBI</b>
	Jachym, Joseph	1927-29	P	Westfield, MA		14-6 won-loss record
8	*Jacobs, Frank	1989-91	1B/OF	Highland Hts, KY/Covington Catholic HS	6-5/245	590 AB, .303, 37 HR, 166 RBI
16	Jaeb, Tom	1956	3B	Claremont, MN	5-11/170	45 AB, .133, 0 HR, 1 RBI
26	Jaeger, Bob	1968-70	LHP	Short Hills, NJ	5-9/175	55.2 IP, 2.59, 5-1, 42 RBI
5	*Jamieson, Michael	1979-81	OF	Detroit, MI/Brother Rice HS	6-1/180	330 AB, .348, 0 HR, 59 RBI
27	Jaun, Gregory	1982-83	RHP	Cincinnati, OH/Moeller HS	6-4/195	60.0 IP, 6.90 ERA, 4-3 (1), 36 K
37	<b>Johnson, Cole</b>	<b>2008</b>	<b>RHP</b>	<b>Hudson, OH/Hudson HS</b>	<b>6-3/200</b>	<b>35.2 IP, 5.30 ERA, 2-2 (0), 28 K</b>
22	Johnson, Grant	2002, '04	RHP	Burr Ridge, IL/Lyons Township HS	6-5/215	159.0 IP, 2.89 ERA, 14-5 (0), 137 K
	Johnson, Steven	1957	3B	Robbinsdale, MN	5-10/160	65 AB, .292, 2 HR, 13 RBI
20	Jones, A.J.	1993-94	RHP	Tinley Park, IL/Andrew HS	6-0/175	69.2 IP, 3.38 ERA, 7-3 (2), 36 K
38	Jones, Tyler	2003-05	RHP	Arlington, TX/James Martin HS	6-4/205	39.2 IP, 8.17 ERA, 3-1 (1), 24 K
	Juday, Robert	1943	RHP	Goshen, IN		1-0 won-loss record
32	Kalita, Ryan	2002-03	RHP	Oak Park, IL/Oak Park-River Forest HS	6-2/210	131.0 IP, 3.23 ERA, 14-1, 110 K
46	Kalita, Tim	1997-99	LHP	Oak Park, IL/Oak Park River Forest HS	6-1/220	214.0 IP, 4.00 ERA, 11-3 (1), 214 K
	Kanaley, Byron	1903-04	OF	Weedsport, NY		
	Kane, Mike	1921-23	IF	Springfield, MA	5-8/150	
	Kane, Paul	1932, '34	3B	Cresson, PA		

# I-

# J

# K

## Did You Know? ...

Notre Dame's all-time baseball monogram winners hail from 44 states – all but Alaska, Idaho, Nevada, New Hampshire, South Carolina and Vermont – plus Washington, D.C., Ontario and the Canal Zone (Panama).


# All-Time Roster



Mickey Karkut's 2.89 career ERA from 1968-70 ranked fourth at that time in Notre Dame history (now eighth).



Stan Konopka posted a 9-1 record in 1953, after allowing just 5.54 hits per nine innings in 1952 (8th-best in the ND record book).



Tim Knaus went 9-0 in 1994, the third-most wins without a loss in Notre Dame history. Knaus concluded his Irish career with a 15-6 record and five saves ('92-'95).



Pat Leahy – grandson of legendary Notre Dame football coach Frank Leahy – started 44 games from 1990-92 while compiling a 3.67 career ERA and 25-7 record, with 192 Ks.

No.	Name	Years	Pos.	Hometown/Previous Team	Ht./Wt.	Career Statistics
37	Kapala, Dan	2004-05, '07	RHP	Royal Oak, MI/Shrine Catholic HS	6-4/215	163.0 IP, 3.26 ERA, 9-10, 104 Ks
24	Karazim, Frank	1964-65	RHP	Jackson, MI/St. Mary's HS	6-3/205	117.1 IP, 3.30, 6-9, 82 K
29	Karkut, Mickey	1968-70	LHP	Bayonne, NJ	6-3/180	43.2 IP, 3.30 ERA, 3-3, 32 K
	Karpowicz, Joe	1978	RHP	Columbus, OH/Bishop Hartley HS	6-1/180	78.0 IP, 4.96 ERA, 4-9 (0), 45 K
	Keeley, Burt	1899-1900	RHP	Wilmington, IL	5-9/170	5-1 won-loss record
	Keenan, Joseph	1916-17	C/OF	Dixon, IL		
22	Keenan, Joseph	1969-70	C	Park Ridge, IL		144 AB, .319, 2 HR, 18 RBI
	Kelly, Albert	1909-10	2B/OF	Morris, IL	5-11/170	
	Kelly, Herb	1912-14	LHP	Mobile, AL	5-9/160	22-2 won-loss record
	Kelly, Michael	1941	C	Piper City, IL		
	Kelly, Neil	1945, '47	OF	Bridgeport, CT		
	Kelly, Timothy	1922-23	OF	Watersmeet, MI		
	Kenahan, Mike	1979-80	RHP	Providence, RI/Our Lady of Providence Prep	5-11/165	70.1 IP, 6.40 ERA, 5-2 (1), 43 K
19	Kennedy, Larry	1964-65	RHP	Tacoma, WA	5-9/170	81.1 IP, 2.99 ERA, 4-4, 54 K
	Kenny, Joseph	1913-15	C/OF	Pittsfield, MA		
14	Kent, Robbie	1993-94	IF	Evansville, IN/Memorial HS	5-10/165	324 AB, .364, 7 HR, 100 RBI
12	Kernan, Joe	1967-68	C/IF	South Bend, IN/St. Joseph's HS	5-10/165	159 AB, .245, 0 HR, 22 RBI
	Kerwin, Peter	1984		Green Bay, WI/Premonte HS		did not play
	Kiley, Roger	1921	2B	Chicago, IL/Fenwick HS	6-0/180	
	King, Bob	1952	OF	Oak Park, IL/Fenwick HS	5-10/185	48 AB, .208, 0 HR, 3 RBI
	Kisgen, Dick	1943	LF	Carroll, IA		
	Klein, Bob	1943-44, '47	3B	Buffalo, NY		
	Kline, Jake	1915-17	3B	Williamsport, PA		
	Kluck, Dick	1946-47	RHP	Chicago, IL/St. Philip HS	6-2/205	6-4 won-loss record
15	Knecht, Mike	1998	C	Newport Beach, CA/Corona del Mar HS	5-6/155	87 AB, .287, 0 HR, 11 RBI
	Koblosch, Pete	1946, '48-'49	SS	Yonkers, NY/Gorton HS	6-1/170	
21	Kocmalksi, Bob	1967-68	OF	Bayonne, NJ/Marist HS	6-1/185	141 AB, .333, 3 HR, 20 RBI
	Koepping, Otto	1907	SS	Elgin, IL		
33	Kohorst, Elmer	1955-57	C	Albany, MN/Albany HS	6-2/190	254 AB, .323, 3 HR, 49 RBI
	Kolasa, George	1954	IF	Clarence, PA	5-11/165	103 AB, .262, 1HR, 7 RBI
	Kolski, Alvin	1931	C	Chicago, IL		
33	Konopka, Stan	1951-53	RHP	Jersey City, NJ/Ferris HS	6-3/200	140.0 IP, 16-7, 93 K
13	Korpi, Wade	2005-08	LHP	Lake Worth, FL/Santaluces HS	5-10/190	262.0 IP, 3.61 ERA, 18-13 (0), 227 K
	Kot, Gregory	1979	RHP	Fairfax, VA/W.T. Woodson HS	6-0/170	48.2 IP, 7.03 ERA, 4-4 (0), 27 K
	Kovzelove, Alexander	1937-38	C	New York, NY		
	Kozak, George	1932	OF	Bedford, OH	6-2/200	
	Kozlik, Benny	1946-49	2B	Chicago, IL	5-8/155	
17	Krall, Matt	1990-91	C	Bedford, TX/Trinity HS	5-11/220	101 AB, .257, 3 HR, 22 RBI
44	Kraus, Tim	1992-95	RHP	Cincinnati, OH/Colerain HS	6-1/182	170.0 IP, 4.29 ERA, 15-6 (5), 84 K
	Kreis, Charles	1950	RF	Baltimore, MD	6-3/190	61 AB, .230, 3, 16 (no HR, RBI - '49)
	Krill, Phil	1969-'71	IF	Erie, PA	6-0/185	306 AB, .248, 9 HR, 60 RBI
11	Kristowski, Alan	1964-65	2B	South Bend, IN	5-9/160	229 AB, .249, 3 HR, 30 RBI
	Krivik, Stanley	1946		Bloomfield, NY/Bloomfield HS	5-11/200	
30	Kwiatowski, Frank	1966-67	RF	Rochester, NY	6-0/185	95 AB, .274, 2 HR, 18 RBI
12	Lackner, Larry	1981	RHP	South Bend, IN/Mishawaka Marian HS	6-1/185	34.1 IP, 6.29 ERA, 1-1 (4), 18 K
	Ladd, Mark	1979	RHP	Munster, IN	5-11/160	26.1 IP, 4.10 ERA, 2-3 (0), 7 K
	Laggar, Edwin	1932	RHP	Joliet, IL/DeLaSalle HS, Champion HS	6-3/200	2-2 won-loss record
37	Laird, Matt	2000-03	RHP	Bellaire, TX/Bellaire HS	6-0/185	143.1 IP, 3.96 ERA, 13-4 (6), 119 K
	Lally, Edward	1920	LHP	Sioux Falls, SD		2-0 won-loss record
	Lammers, Paul	1944	P	St. Henry, OH		
3	Langford, Tony	2005, '07-'08	OF/RHP	Ft. Worth, TX/Ft. Worth Country Day HS	6-0/185	50.0 IP, 2.34 ERA, 7-0 (2), 43 K; 193 AB, .269, 3 HR, 33 RBI
	*Lange, Hank	1973	OF/LHP	Guilderland, NY		
8	Lange, Henry	1983	IF/OF	Midlothian, VA/Benedictine HS	6-0/170	71 AB, .254, 0 HR, 5 RBI
34	Lapinskas, Mark	1997	LHP	Naperville, IL/Naperville Central HS	6-2/200	17.0 IP, 6.88 ERA, 1-0 (1), 16 K
11	LaRocca, Joe	1970-72	IF	Ft. Lauderdale, FL/Cardinal Gibbons HS	6-0/190	222 AB, .324, 5 HR, 32 RBI
	Lathrop, Ralph	1914-16	OF	Fenimore, WI	6-2/185	
18	Lavelle, Harold "Hi"	1955-56	IF	Compton, CA	5-8/150	
	*Lavery, Gene	1946-49	3B/SS	Brooklyn, NY	5-10/170	10 AB, .200, 0 HR, 0 RBI
	Lavery, Thomas	1919	P	Bridgeport, CT		2-2 won-loss record
	Law, John	1929	C	Yonkers, NY	5-9/160	
3	#Layson, Greg	1991-94	2B	La Mesa, CA/Grossmont HS	5-10/165	700 AB, .321, 5 HR, 101 RBI
	*Lazzeri, Dave	1976	CF/LHP	Springfield, IL/Griffin HS	5-11/190	102 AB, .304, 1 HR, 17 RBI
	Leahy, Joe	1977	RHP	Liberty Lake, WA/Joel E. Ferris HS	6-4/215	56.0 IP, 8.20 ERA, 2-9, 23 K
23	Leahy, Pat	1990-92	RHP	Yakima, WA/Eisenhower HS	6-7/245	255.1 IP, 3.67 ERA, 25-7 (0), 192 K
36	*Leatherman, Dan	1997-98	1B/OF	Orland Hills, IL/St. Xavier Univ./Andrews HS	5-11/170	224 AB, .313, 9 HR, 27 RBI
	Lebrau, John	1945	P	Baltimore, MD/Calvert Hall HS	5-9/165	2-2 won-loss record
	Ledwidge, Jerry	1951-52	LHP	Pinckney, MI		16.1 IP, 0-2, 14 K
29	Legus, David	1989	1B/LHP	Edina, MN/Edina HS	6-1/190	23.2 IP, 6.46 ERA, 1-1 (0), 13 K
13	Lennon, Chuck	1960-61	OF	Joliet, IL	5-10/180	133 AB, .248, 1 HR, 15 RBI

L





Catcher Bob Lisanti ('92-'96) played 216 games and became the program's first three-year captain while directing 13 pitchers who went on to play pro ball.



Hugh Magevney posted a 20-5 career record ('22-'24) and threw the first three innings of a 1923 no-hit shutout versus Beloit (Dick Falvey tossed the final four innings).



Walt Mahannah earned four monograms ('46-'49) during the post-World War II era while compiling an 18-8 career record.



Left-hander Mike Mandjiak is one of three Notre Dame pitchers ever to throw a nine-inning, solo no-hitter – doing so in a 1938 win over the University of Chicago (5-0).

No.	Name	Years	Pos.	Hometown/Previous Team	Ht./Wt.	Career Statistics
	Leonard, Jim	1933-34	P	Pedricktown, NJ/St. Joseph HS	6-0/185	4-3 won-loss record
15	LeRose, Len	1951, '53	3B	Chicago, IL/Fenger HS	6-0/180	160 AB, .219, 0 HR, 15 RBI
15	Lesso, Mike	1954-56	1B	Jersey City, NJ	6-0/180	184 AB, .250, 0 HR, 16 RBI
27	#Licini, Dick	1967-68	1B	Yonkers, NY/Iona Prep	6-3/223	184 AB, .337, 7 HR, 35 RBI
20	Lidge, Brad	1997-98	RHP	Englewood, CO/Cherry Creek HS	6-3/200	129.2 IP, 4.86 ERA, 13-5 (1), 143 K
2	Lilley, Brett	2005-08	2B/3B/SS	North Canton, OH/Hoover HS	5-8/165	816 AB, .336, 5 HR, 108 RBI
	Linbeck, Leo	1954	RHP	Houston, TX/St. Thomas HS	6-3/220	22.0 IP, 1-1, 5 K
	Lipton, Anthony	1948-50	RHP	Baltimore, MD/Mt. St. Joseph's HS	5-10/155	38.2 IP, 4-3, 20 K
3	Lisanti, Bob	1992-94, '96	C	Chicago, IL/Fenwick HS	5-10/180	567 AB, .284, 4 HR, 99 RBI
	Lisicki, John	1929-31	LHP	Amboy, NJ		8-2 won-loss record
34	Livorsi, Tony	1988-91	LHP	Glenview, IL/Notre Dame HS	5-11/170	134.1 IP, 5.09 ERA, 9-6 (5), 55 K
	Lomasney, Bill	1931-32	OF	Oklahoma City, OK		
	Lopes, Bob	1983-85	RHP	New Bedford, MA/New Bedford HS	6-4/220	143.2 IP, 5.14 ERA, 10-11 (0), 94 K
4	Lopez, Greg	2003-06	SS/3B	Upper Arlington, OH/Upper Arlington HS	6-0/185	746 AB, .294, 4 HR, 131 RBI
	Lordi, Joseph	1928-30	C	New York, NY		
	*Loughran, John	1985-87	OF	Stamford, CT/Rippowam HS	6-1/185	467 AB, .315, 5 HR, 72 RBI
25	Lucas, Bill	1972	RHP	Elmhurst, IL/Fenwick HS	6-4/205	35.1 IP, 5.09 ERA, 2-2, 24 RBI
19	Lucke, Dick	1968-70	OF	Wisconsin Dells, WI	5-11/175	261 AB, .284, 4 HR, 36 RBI
	Lujack, John	1944	OF	Connellsville, PA/Connellsville Public HS	6-0/180	
28	Lund, Ed	1988-90	C	Pasadena, CA/St. Francis HS	6-2/205	507 AB, .308, 10 HR, 116 RBI
16	Lupton, Ed	1963-65	LHP	Ventura, CA	5-11/167	161.2 IP, 3.06 ERA, 15-7, 135 K
28	*Lux, Tom	1967-69	3B	Phoenix, AZ	6-0/205	132 AB, .311, 1 HR, 20 RBI
	Lynch, Robert	1899-'01	SS	Chicago, IL		
<b>M</b>						
	MacDonald, Thomas	1963	IF	Downey, CA/Pius X. HS	5-11/180	113 AB, .283, 1 HR, 19 RBI
	Machado, Robert	1948-49	OF	Oakland, CA	5-9/180	
5	Macri, Matt	2002-04	SS/3B	Clive, IA/Dowling HS	6-2/190	519 AB, .316, 19 HR, 104 RBI
22	Madsen, Erik	1987-89	RHP	Great Falls, MT/C.M. Russell HS	6-3/190	239.2 IP, 4.24 ERA, 18-12 (1), 147 K
	Magevney, Hugh	1922-24	P	Memphis, TN		20-5 won-loss record
	Mahannah, Walt	1946-49	P	Memphis, TN	6-1/180	18-8 won-loss record
	Maher, Richard	1946-49	C	Kalamazoo, MI/St. Augustine's HS	5-10/175	
	Mahoney, John	1930-31	SS	Chicago, IL		
25	Maineri, Nick	2004-05	C	South Bend, IN/St. Joseph's HS	5-11/190	8 AB, .125, 0 HR, 2 RBI
54	Maisano, Adam	1990-92	DH	Atlanta, GA/Riverwood HS	5-8/245	230 AB, .257, 13 HR, 69 RBI
	Maloney, Jim	1909-10	SS	New Upper Falls, MA	5-9/160	
	Mandjiak, Michael	1938-39	LHP	Kalamazoo, MI	6-0/185	8-3 won-loss record
	Mangin, Joseph	1918		Newark, NJ		
	Manning, Bob	1951	2B	Peoria, IL/Spalding Institute		80 AB, .200, 1 HR, 7 RBI
	#Manning, Jim	1950-51	IF	Brooklyn, NY/Brooklyn Prep	5-11/170	76 AB, .237, 0 HR, 11 RBI
	Mannix, Charles	1931	P	Washington, D.C.		2-3 won-loss record
34	Manship, Jeff	2005-06	RHP	San Antonio, TX/Reagan HS	6-1/195	116.2 IP, 3.39 ERA, 11-3 (1), 131 K
4	Mapes, Mark	1993-94	OF/1B	Painted Post, NY/Painted Post HS	5-9/170	182 AB, .346, 3 HR, 56 RBI
	Maranik, Kenneth	1944				
38	Martin, Casey	2008	1B	Chesterton, IN/Chesterton HS	6-4/230	89 AB, .281, 3 HR, 18 RBI
	Martin, Tom	1945, '49, '50	LF	Detroit, MI	5-8/175	158 AB, .285, 1 HR, 19 RBI; (no HR, RBI for '49)
	Martin, William	1944	P			
14	#Martinez, Jason	1989-90	3B/C	Richland, WA/Richland HS	5-10/180	140 AB, .307, 1 HR, 24 RBI
11	Matre, William	1981-83	RHP	Park Forest, IL/Rich East HS	6-0/160	166 IP, 3.58 ERA, 15-11 (0), 108 K
	Matthews, Francis	1933	OF	Highland Falls, NY		
21	Matthews, John	1962-63	IF	Watervliet, NY/Christian Brothers HS	6-0/175	131 AB, .260, 3 HR, 20 RBI
	Mauk, Paul	1985	RHP	Teaticket, MA/Falmouth HS	6-1/190	47.1 IP, 5.51 ERA, 3-4 (0), 21 K
16	Maust, Eric	2007-08	RHP	Alpharetta, GA/Blessed Trinity HS	6-1/185	114.0 IP, 4.18 ERA, 8-3 (1), 78 K
11	Mayer, Gary	1973	C/OF	Crestline, OH/Crestline HS	6-0/180	57 AB, .246, 0 HR, 4 RBI
	*Mayo, John	1944-47	OF	Youngstown, OH/Rayen HS	6-1/190	
18	Mazur, Steven	2008	RHP	Round Rock, TX/Stony Point HS	5-11/195	25.2 IP, 5.26 ERA, 1-0 (0), 26 K
	McCarrick, Joseph	1893-94	3B	Norfolk, VA		
	McCarthy, Frank	1906	OF/C	Elgin, IA		
	McCarthy, Leo	1920	C	Mauston, WI		
	McCleary, William	1926, '29	SS	Brooklyn, NY		
28	McConnell, Cameron	2008	C	Bannockburn, IL/Deerfield HS	6-1/205	35 AB, .200, 0 HR, 3 RBI
	McDermott, James	1892	3B	Chicago, IL		
	McDonald, Angus	1897-1900	1B	Houston, TX	5-11/170	
	McDonough, Edward	1908-'09	C	Elgin, IL	6-0/160	
20	*McGinn, Dan	1965	LHP	Omaha, NE/Cathedral HS	6-0/190	74.2 IP, 5.42 ERA, 5-6, 105 K
	McGinnis, William	1895	C	Ft. Howard, WI		
	McGrath, Frank	1924		Omaha, NE		
	McGrath, James	1931-33	OF	Rochester, NY		
	McGrath, Michael	1950	RHP	Lakewood, OH	5-9/155	23.1 IP, 2-1, 4 K
	*McGraw, Tommy	1970-71	OF	Weedsport, NY/Weedsport Central HS	6-0/170	59 AB, .254, 0 HR, 8 RBI
	McGuire, Bob	1919		Chicago, IL	6-0/200	
	McGurk, Jim	1945	1B	Montclair, NJ/Montclair HS	6-0/185	
	McHale, John	1943	1B	Detroit, MI/Catholic Central HS	6-3/210	
	McHale, Tom	1948	OF	Detroit, MI	6-0/175	



# All-Time Roster



Mike Metzler rapped out a .412 batting average in the 1984 season, good for second-best in the Notre Dame record book at that time (now 10th).



George Murphy tossed the first nine-inning no-hitter by a Notre Dame pitcher, in a 1917 win over St. Viator (9-0).



Chris Niesel (2002-04), who was drafted in the ninth round of the '04 draft by the Cleveland Indians, captured BIG EAST Pitcher of the Year in 2003 and still holds school record for career strikeout-to-walk ratio (4.09).



Daniel Nespo served as an outfielder and third baseman for the Irish program, hitting .313 as captain of the 1956 team that advanced to the NCAAs.

No.	Name	Years	Pos.	Hometown/Previous Team	Ht./Wt.	Career Statistics
	McKee, Francis	1894	CF	Versailles, KY		
	McKee, John	1907-09	CF	Chicago, IL		
	McKenna, Coe	1908	3B	Portland, OR		
45	*McKeown, Chris	1997-99	LHP	Arlington Hts, IL/Bufalo Grove HS	6-3/215	182.1 IP, 3.85 ERA, 13-7 (1), 149 K
12	*McNamara, Jerry	1961	C	Decatur, IL	6-3/190	40 AB, .250, 2 HR, 6 RBI
	*McNeill, Michael	1985	C	South Bend, IN/St. Joseph's HS	6-1/175	87 AB, .287, 4 HR, 21 RBI
	McNerney, Lawrence	1905-06	2B	Elgin, IL		
	McNichols, Francis	1897-98	3B	Chicago, IL		
10	#Mee, Cory	1989-92	3B/C	Hilton, NY/Hilton Central HS	5-10/190	627 AB, .303, 6 HR, 114 RBI
14	Mendiola, Eddy	2006	3B/1B	Miami, FL/Palmer Trinity HS	6-0/220	59 AB, .288, 0 HR, 10 RBI
	Mettler, Victor	1934-35	OF	Hammond, IN/Hammond HS	5-10/155	
	Metzger, John	1941-42	P	Louisville, OH		
	Metzler, Mike	1984	1B/3B	Niagara Falls, NY/Niagara Falls HS	6-0/180	136 AB, .412, 6 HR, 49 RBI
	Meyer, Joseph	1914-17	DH/1B/OF	Cincinnati, OH		
17	Meyer, Ken	1999-2002	1B	Fort Myers, FL/Bishop Verot HS	6-0/205	432 AB, .282, 9 HR, 54 RBI
25	Miadich, Mike	1990	RHP/OF	Lake Oswego, OR/Lakeridge HS	6-2/190	25 AB, .120, 0 HR, 1 RBI
31	*Michalak, Chris	1990-93	LHP	Lemont, IL/Joliet Catholic HS	6-2/190	372.2 IP, 3.21, 34-13 (12), 263 K
	Miles, Frank	1919-21	SS	St. Louis, MO	6-0/165	
8	Miller, Thomas	1973-74	IF	Indianapolis, IN	5-8/150	167 AB, .228, 0 HR, 23 RBI
19	Miller, Todd	2008	RHP	Franklin, TN/Montgomery Bell Academy	6-3/195	18.1 IP, 2.45 ERA, 0-1 (0), 13 K
5	Mills, David	2008	RF/DH	Battle Creek, MI/Lakeview HS	5-9/165	168 AB, .345, 2 HR, 26 RBI
	Mills, Rupert	1913-15	1B/2B	Newark, NJ/Barringer HS	6-2/190	
23	Mitchell, Jack	1959-61	RHP	Riverdale, IL/Mount Carmel HS	6-3/180	148.1 IP, 2.49 ERA, 12-8, 125 K
	Mohardt, Johnny	1919-21	P/CF/3B	Gary, IN	5-10/165	6-1 won-loss record
	Mohr, Robert	1937	OF	Howells, NE		
52	Mohs, Larry	1994-'95, '97	RHP	Nutley, NJ/Nutley HS	6-8/225	117.2 IP, 2.52 ERA, 7-5 (10), 91 K
	Moir, John	1937	1B/OF	Niagara Falls, NY/Niagara Falls HS	6-2/185	
	Monahan, Richard	1896	OF	Charlotte, IA		
24	Montagano, Jim	1978-79, '81	C	Elkhart, IN/Elkhart Memorial HS	6-1/190	323 AB, .325, 10 HR, 72 RBI
	Mooney, Edward	1916	OF	Pittsburgh, PA		
	Moore, Daniel	1925-27	OF/IF	Baltimore, MD		
	Moore, Elwyn	1920		Kewanee, IL		
	Moran, John	1928-30	OF	Oak Park, IL		
5	Moran, Jack	1982-85	2B	Memphis, TN/Christian Brothers HS	5-5/145	568 AB, .280, 0 HR, 60 RBI
	Morgan, James	1900-01	1F/P	Neola, IA		0-1 won-loss record
	Morgan, Larry	1920-21	RF	Chicago, IL	5-11/165	
32	Morris, Jim	1957-58	IF	Quincy, IL	6-3/200	164 AB, .390, 9 HR, 44 RBI
3	Moshier, Mike	1986-89	2B	Rome, NY/Rome Free Academy HS	5-5/160	524 AB, .288, 4 HR, 64 RBI
16	Mottl, Ron	1955	RHP	Parma, OH/Parma HS	6-2/180	
	Mottz, Charles	1915-16	OF/C	St. Cloud, MN		
	Murphy, George E.	1916-17	P	Oaklawn, TX		
	Murphy, George L.	1920, '22	C	St. Cloud, MN		
	Murphy, John	1985	3B	Crystal Lakes, IL/South HS	5-10/170	57 AB, .211, 1 HR, 9 RBI
	Murray, James	1925	SS	Ft. Leavenworth, KS		
	Murray, John "Red"	1905-06	C/OF/2B	Arnot, PA	5-10/190	
	Murray, Patrick	1918-19	LHP	Akron, NY	6-0/175	14-3 won-loss record
2	Murray, Tim	2003	IF	Shrub Oak, NY/Lakewood HS	6-2/190	42 AB, .357, 0 HR, 8 RBI
20	Murray, Tom	1990	OF	St. Paul, MN/St. Thomas Academy	5-9/160	43 AB, .302, 0 HR, 7 RBI
25	Musto, John	1965-66	OF	Stockton, CA	5-9/170	155 AB, .290, 2 HR, 23 RBI
	Nardone, Joseph	1937-39	OF	Tiltonville, OH		
6	Naumann, Mike	1998-2001	LHP	Tucson, AZ/Salpointe Catholic HS	6-0/180	124.2 IP, 4.11 ERA, 10-2 (1), 58 K
	Nemes, Bob	1949-51	RHP	Jersey City, NJ	6-2/160	48.2 IP, 10-10, 28 K (no IP, K: '49, '51)
20	*Nespo, Daniel	1950, '55-'56	SS	Michigan City, IN/Elston HS	6-0/180	196 AB, .255, 6 HR, 35 RBI
16	Nettley, Alex	2003-06	OF	Dolton, IL/Thornridge HS	6-1/200	501 AB, .279, 5 HR, 55 RBI
	Newning, Harry	1913-14	3B	Houston, TX		
	Newning, Samuel	1913	SS	Houston, TX		
	Niemiec, John	1927-28		Bellaire, OH	5-8/170	
10	Niesel, Chris	2002-04	RHP	Plantation, FL/St. Thomas Aquinas HS	6-0/205	272.2 IP, 3.21 ERA, 21-4 (2), 233 K
19	Noe, Jim	1970-72	RHP/1B	Toledo, OH	6-3/195	65.2 IP, 4.52 ERA, 5-6, 22 K
	Nolan, Cyril	1930		Davenport, IA		
	Nolan, Roger	1923-25	1B	Davenport, IA		
	Nowicki, Sebastian	1941	P	South Bend, IN/Central HS		3-5 won-loss record
3	Nussbaum, Matt	1999-2000	LF/C/IF	South Bend, IN/St. Joseph's HS	6-1/200	442 AB, .274, 5 HR, 70 RBI
21	*Nussbaum, Dick	1971-74	CF	Moon Township, PA/Moon Township HS	6-0/170	329 AB, .277, 1 HR, 33 RBI

## Did You Know? ...

Catcher Elmer Kohorst ('56-'57) was Notre Dame's first baseball All-American, followed by three Notre Dame All-Americans in the early 1960s: pitcher Nick Palihnich ('60), catcher Walt Osgood ('62) and shortstop Rich Gonski ('64).






Sam O'Gorman was one of Notre Dame's top pitchers of the early 1900s, posting an 11-3 record from 1905-06 (when ND went 26-14).



Phillip O'Neill was one of the first monogram winners in the history of Notre Dame baseball, as a catcher with the growing program during the 1899-1902 seasons.



Pat Pesavento (1986-89), who was drafted in the 17th round of the '89 draft by the Detroit Tigers, still ranks second in consecutive games started with 204 (Apr. 5, 1986 – May 28, 1989) and career runs scored (246).



Catcher Tim Pollock was the Notre Dame baseball program's first Academic All-American ('77) and posted a .362 career batting average.

P

No.	Name	Years	Pos.	Hometown/Previous Team	Ht./Wt.	Career Statistics
15	O'Boyle, Harry	1925-27	OF	Des Moines, IA	5-9/165	
	O'Brien, Pat	1986-88	OF/C	Minneapolis, MN/St. Thomas Academy HS	6-2/185	254 AB, .272, 1 HR, 40 RBI
	O'Brien, William	1896	OF	Chicago, IL		
	O'Connell, Frank	1911-13	SS	Williamsport, PA		
	O'Conner, Daniel	1902-05	3B	Chicago, IL		
	O'Conner, James	1931	OF	Springfield, MA		
	O'Conner, Richard	1934		Highwood, IL		
	O'Conner, Thomas	1970-71	IF	Cumberland, RI	5-10/155	124 AB, .218, 1 HR, 12 RBI
19	O'Drobinak, John	1955	OF	Whiting, IN	6-1/180	45 AB, .156, 0 HR, 1 RBI
20	Ogilvie, Peter	2001-03	RHP	Buffalo Grove, IL/Stevenson HS	6-3/220	166.2 IP, 4.21 ERA, 14-10, 118 K
	O'Gorman, Samuel	1905-06	P	Worcester, MA		11-3 won-loss record
38	O'Hagan, Tom	1997-'98	RHP	Crystal Lake, IL/Crystal Lake Central HS	6-3/180	36.2 IP, 3.68 ERA, 2-1 (3), 24 K
	O'Keefe, Dennis	1930-32	3B	Standish, MI		
25	O'Keefe, Pat	1996-97	OF	Grand Ledge, MI/Grand Ledge HS	5-11/180	143 AB, .252, 1 HR, 15 RBI
14	O'Leary, Richard	1960-61	1B/OF	Terre Haute, IN/Schulte HS	6-1/180	180 AB, .300, 8 HR, 34 RBI
	O'Neill, John	1905	OF-3B	Chicago, IL		
	O'Neill, Joe	1937		Phoenixville, PA	6-2/185	
17	O'Neill, Kevin	1964	RHP	Albany, NY	6-2/170	42.2 AB, 4.01 ERA, 3-3, 44 RBI
9	*O'Neill, Mike	1974-75	OF	Rochester, NY/McQuaid Jesuit	5-8/160	140 AB, .229, 2 HR, 16 RBI
	O'Neill, Pat	1951	OF	Chevy Chase, MD	6-0/175	
	O'Neill, Phillip	1899-1902	C	Anderson, IN/Anderson HS		
	O'Neill, Walter A.	1894		St. Louis, MO		
	O'Neill, William	1932-34	C	Albany, NY		
27	*O'Toole, Paul	1999-2002	C	Lakewood, OH/St. Ignatius HS	6-1/205	809 AB, .305, 31 HR, 163 RBI
	Oberbrunner, Kenneth	1939-40	C	Ashland, WI/DePadua HS	5-11/175	
20	Olvey, Derik	2004-05	RHP	Pelham, AL/Pelham HS	6-2/205	63.2 IP, 5.09 ERA, 3-2 (0), 32 K
20	*Orga, Bill	1968-70	OF	Pittsburgh, PA	5-11/173	146 AB, .308, 3 HR, 36 RBI
16	*Orga, Frank	1966-68	OF/1B	Pittsburgh, PA/North Catholic HS	5-9/160	173 AB, .277, 2 HR, 14 RBI
18	Osgood, Walt	1960-62	C	Compton, CA/St. Anthony's HS	6-0/190	197 AB, .279, 4 HR, 34 RBI
	Palermo, Joseph	1929-30	SS	Vicksburg, MS		
26	Palihnich, Nick	1959-61	RHP	West Orange, NJ/Seton Hall Prep	6-2/180	148.2 IP, 2.36 ERA, 12-4, 115 K
	Palmisani, Frank	1932-34	3B	Brooklyn, NY		
	Palt, Charles	1931-32	LHP	Chicago, IL		11-3 won-loss record
	Panici, James	1970-71	IF	Muskegon, MI	6-1/195	43 AB, .186, 0 HR, 3 RBI
	Parisien, Arthur	1926	OF	Haverhill, MA	5-7/148	
7	Parker, Christian	1995-96	RHP/DH	Albuquerque, NM/Eldorado HS	6-0/203	149.0 IP, 4.65 ERA, 12-8 (0), 76 K
19	Passilla, Mike	1987-89	RHP	Windermere, FL/Bishop Moore HS	6-2/195	109 AB, .303, 6 HR, 16 RBI
	Passinaut, Steve	1983-84	CF	Grand Rapids, MI/Catholic Central HS	5-10/180	200.1 IP, 4.85, 17-11 (3), 78 K
	*Pavela, Steve	1943, '47-'48	OF	LaCrosse, WI/Aquinas HS	5-9/160	219 AB, .224, 2 HR, 21 RBI
5	Pavlina, Craig	1988	C	Whiting, IN/Bishop Noll HS	5-10/175	60 AB, .217, 1 HR, 8 RBI
	Pearson, James	1924-26	3B	Saginaw, MI		
42	*Peltier, Dan	1987-89	1B/OF	Clifton Park, NY/Shenendehowa HS	6-1/205	633 AB, .406, 28 HR, 202 RBI
	Perce, William	1905-07	P	Elgin, IL		12-2 won-loss record
7	#Perconte, Jeff	1997-2000	IF/OF	Arlington Heights, IL/Bufalo Grove HS	5-11/190	411 AB, .260, 6 HR, 60 RBI
	Perry, Victor	1934	OF	Helper, UT		
12	*Pesavento, Pat	1986-89	SS	Lockport, IL/Joliet Catholic HS	6-3/180	806 AB, .367, 2 HR, 109 RBI
32	Peters, Brian	1967-68	C	Brooklyn, NY	6-2/195	47 AB, .362, 0 HR, 4 RBI
	Petteresch, Thomas	1954	C	Grand Rapids, MI	5-7/155	11 AB, .000, 0 ERA, 0 RBI
25	Petitclair, Paul	1962	RHP	Waukegan, IL	6-2/215	40.1 IP, 5.58 ERA, 2-2, 39 K
	Petrzelka, Ray	1946-49	OF/1B	Cedar Rapids, IA/Roosevelt HS	6-3/180	
16	*Phelps, Dan	1970-72	C/OF	Merrill, WI/Merrill Senior HS	5-10/185	62 AB, .274, 3 HR, 10 RBI
35	Phelps, David	2006-08	RHP	Hazelwood, MO/Hazelwood HS	6-3/190	230.0 IP, 3.60 ERA, 15-10, 200 Ks
15	Phelps, Jim	1968-70	LHP	Wyzata, MN	6-0/170	89.2 IP, 2.91 ERA, 6-4, 73 RBI
	Philbin, Dave	1917	C/1B	Portland, OR	6-1/215	
	Phillips, Wendell	1908-11	OF/P	Milford, MA		1-1 won-loss record
	Pinney, Andy	1934-36	OF	Chicago, IL/Harrison Tech	5-11/175	
	Pinelli, Ray	1939-41	SS	San Francisco, CA	5-9/165	
	Pinelli, Roy	1939	OF	San Francisco, CA		
40	Piotrowicz, Brian	1987-90	RHP	North Liberty, IN/Washington HS	6-1/185	337.2 IP, 3.17, 27-17 (2), 201 K
19	Pittman, Mark	1970, '74	RHP	Avon, MA/Phillips Exeter Academy	6-0/180	103.0 IP, 6.29 ERA, 3-9, 71 K
	Pliska, Joseph	1915	OF	Chicago, IL	5-10/170	
	Polisky, John	1926-27	OF	Bellaire, OH		
4	Pollock, A.J.	2007-08	3B	Hebron, CT/RHAM HS	6-1/200	412 AB, .362, 7 HR, 70 RBI


#### Did You Know? ...

Dan Peltier was named an athletic and academic All-American during his Notre Dame career before going on to play in the Major Leagues with the Texas Rangers and the San Francisco Giants.

# All-Time Roster



Former Irish third baseman Tim Prister served 18 years as editor of *Blue & Gold Illustrated*, a weekly publication covering Notre Dame athletics.



Rick Pullano was a .338 career hitter and slick-fielding shortstop for the Irish during the late 1970s.



Left-hander Rick Rusteck posted a 2.18 ERA and 12.14 Ks/9 IP (89/66, 3rd in Notre Dame history) in 1963 – while his 10.75 career strikeout average ranks second.



Bill Ryan's 9-0 start in 1910 was one shy of the Notre Dame record for undefeated start – until Aaron Heilman's 15-0 mark in 2001.

Q  
R

No.	Name	Years	Pos.	Hometown/Previous Team	Ht./Wt.	Career Statistics
	Pollock, Tim	1976-77	C	Mahwah, NJ/St. Joseph Regional HS	6-0/180	149 AB, .362, 5 HR, 34 RBI
	Ponzevic, Joe	1936	1B/2B	Chicago, IL		
13	Poppleton, Bret	1995-96	OF	Pittsburgh, PA/North Allegheny HS	5-11/190	136 AB, .243, 2 HR, 17 RBI
10	Porzel, Alec	1998-2001	IF/OF	Lisle, IL/Naperville North HS	6-0/195	897 AB, .311, 37 HR, 216 RBI
20	Powell, Steve	1984-86	RHP	Bakersfield, CA/Buffalo (WY) HS	6-2/180	98.1 IP, 7.87 ERA, 8-8 (0), 68 K
	Powell, William	1932-34	2B/3B	Brooklyn, NY		
	Powers, Michael	1897-98	C	Adams, MA		
	Prendergast, Edward	1924-25	2B	St. Louis, MO		
41	*Price, Tom	1991-94	LHP	Edwardsville, IL/Edwardsville HS	6-0/185	377.1 IP, 2.70 ERA, 40-8 (5), 276 K
1	Prister, Tim	1981-82	3B	South Bend, IN/Marian HS	6-2/175	230 AB, .283, 0 HR, 30 RBI
	Prokop, George	1920-22	IF/OF	Youngstown, OH	5-9/170	
27	*Prybly, Paul	1994-95	LHP	LaPorte, IN/LaPorte HS	6-0/180	33.0 IP, 3.27 ERA, 1-0 (5), 28 K
	Pullano, Rick	1976-79	SS	Skokie, IL/Holy Cross HS	5-9/165	485 AB, .338, 0 HR, 49 RBI
	Puplis, Andrew	1937	SS	Chicago, IL/Harrison Tech	5-8/170	
	Quigley, Tom	1910-11	OF	Chicago, IL		
	Quinlan, Joseph	1924	2B	Ft. Bayard, NM		
	Quinn, James	1925-26	1B	Salina, KS		
	Raba, Elmer	1946	OF	Washington, D.C./Gonzaga HS	6-0/190	
	Rascher, Norbert	1933-34	P/OF	Beecher, IL	6-1/190	
	Ratterman, George	1945		Cincinnati, OH		
	Rauch, Edward	1896	SS	Indianapolis, IN		
	Reagan, Harold	1934-36	SS	Yakima, WA		
31	*Reardon, Tim	1963	1B/OF	San Francisco, CA/St. Ignatius HS	5-10/165	40 AB, .125, 0 HR, 2 RBI
	Reed, Ron	1965	RHP	LaPorte, IN/LaPorte HS	6-6/205	64.2 IP, 4.04 ERA, 2-2 (0), 47 K
	Reese, Frank	1922	1B/3B	Robinson, IL		
	Regan, George	1910-13	LHP	Chicago, IL		9-4 won-loss record
25	Reilly, Hal	1952-54	IF	Staten Island, NY	5-10/170	237 AB, .266, 2 HR, 30 RBI
	*Reither, Phil	1944	1B	St. Louis, MO/St. Louis University HS	5-10/175	
22	Reschan, Robin	1970-72	IF	San Clemente, CA	6-0/170	128 AB, .336, 7 HR, 32 RBI
31	Restovich, George	1966-67	RHP	Shreveport, LA/Jesuit HS	6-2/190	66.0 IP, 3.68 ERA, 5-3, 36 K
24	*Restovich, George	1994-96	C/1B	Rochester, MN/Mayo HS	6-1/205	551 AB, .327, 22 HR, 155 RBI
	Reulbach, Ed	1903-04	RHP/OF	St. Louis, MO/Manual Training HS	6-1/190	10-6 won-loss record
21	Reynolds, John	1954	LHP	Maplewood, NJ	6-1/170	75.1 IP, 3-6, 41 K
2	Richards, Rowan	1993-96	OF	Bloomfield, NJ/Bloomfield HS	6-0/195	480 AB, .277, 16 HR, 88 RBI
24	Riddell, Mike	1970-73	RHP	San Bernadino, CA/Aquinas HS	6-2/185	161.0 IP, 3.58 ERA, 9-14, 100 K
30	Ridge, Joe	1951-53	CF	Margarita, Canal Zone/Balboa HS	6-0/170	210 AB, .300, 0 HR, 25 RBI
30	Rieder, Mike	1963-64	C/OF	Madison, WI/Edgewood HS	6-0/180	99 AB, .242, 0 HR, 10 RBI
17	Rizzo, Cody	2003-06	OF/C	Temecula, CA/Chaparral HS	6-1/195	713 AB, .273, 17 HR, 127 RBI
	*Rodems, Greg	1978-80	OF	Orchard Park, NY/Canisius HS	5-8/165	201 AB, .249, 2 HR, 39 RBI
27	#Roemer, Bob	1970-73	C	South Holland, IL/Thorndridge HS	6-3/200	312 AB, .228, 2 HR, 53 RBI
18	Rogers, John	1967-69	1B/SS	Lockport, IL/Lockport Central HS	6-2/180	210 AB, .200, 0 HR, 21 RBI
20	Rogers, Scott	1986-87	OF	Carmel, IN/Carmel HS	6-0/190	327 AB, .272, 6 HR, 42 RBI
	Romanin, Albert	1931	P	South Euclid, OH		0-1 won-loss record
	Ronay, Steve	1925-27	P	Cleveland, OH		10-9 won-loss record
5	Rooney, Mike	1991-92	OF	Newton Square, PA/Malvern Prep	5-9/183	76 AB, .224, 0 HR, 9 RBI
19	Rosenthal, Dick	1952-53	1B	St. Louis, MO/McBride HS	6-5/210	188 AB, .239, 2 HR, 34 RBI
49	*Rotkis, Mike	1988-90	OF	Lancaster, OH/Fisher Catholic HS	5-11/185	160 AB, .331, 5 HR, 31 RBI
	Ruell, Ulric	1907-08	C	Linwood, MA	5-9/170	
12	Rump, Kenneth	1972	IF	Bloomfield, MI	5-11/160	49 IP, .347, 2 HR, 5 RBI
	Russo, Albert	1931-32	OF	Wilkes Barre, PA		
	Rust, Oscar	1928-29	P	Little Rock, AR		14-7 won-loss record
30	Rusteck, Rick	1961-63	LHP	Chicago, IL	6-2/170	109.2 IP, 3.45 ERA, 5-6, 131 K
	Ryan, Bill	1908-10	RHP	Cleveland, OH/Shaw HS		12-1 won-loss record
	Rydell, Oscar	1936-37	LHP	Chicago, IL		
	Rykovich, Julius	1944	OF	Gary, IN	6-1/190	
	Sagartz, John	1933	P	Chicago, IL		2-2 won-loss record
	Salmon, Louis "Red"	1903-04	RF	Syracuse, NY	5-10/175	
45	Samardzija, Jeff	2004-06	RHP	Valparaiso, IN/Valparaiso HS	6-5/215	240.1 IP, 3.82 ERA, 21-6 (1), 159 K
	San Filippo, Frank	1942	LF	Poughkeepsie, NY/Poughkeepsie HS	5-10/170	
15	Sanchez, Javi	2002-04	IF/C	Miami, FL/Christopher Columbus HS	6-3/205	661 AB, .281, 8 HR, 96 RBI
8	Sass, James	1988-89	OF/2B	Louisville, KY/St. Xavier HS	6-1/195	389 AB, .357, 3 HR, 77 RBI
27	Sauget, Richard, Sr.	1964-66	C	Belleville, IL/Catholic HS	6-3/205	192 AB, .307, 7 HR, 35 RBI
54	Sauget, Rich, Jr.	1994-96	RHP	Sauget, IL/Belleview Althoff HS	6-4/230	103.2 IP, 3.13 ERA, 3-3 (9), 47 K
	Scafati, Andy	1936	1B	Dedham, MA		
	Scanlan, Francis	1907-09	LHP	Syracuse, NY/Syracuse HS	6-1/175	19-3 won-loss record
	Scanlan, Ray	1908-09	C	Syracuse, NY		
	Scarpelli, Leonard	1944	OF	San Jose, CA		
24	*Scarpelli, Nick	1968-70	2B	Spokane, WA	5-8/158	307 AB, .264, 1 HR, 36 RBI
29	Scarpitto, Bob	1960	SS	Rahway, NJ/Rahway HS	5-10/190	92 AB, .283, 3 HR, 13 RBI
22	Schloemer, Jay	1966	LHP	Cincinnati, OH	5-10/185	10 AB, .100, 0 HR, 0 RBI

S







All-MCC Tournament performer James Sass helped Notre Dame reach the 1989 NCAAAs while hitting .357 in two seasons with the Irish (11th in ND history).



Tommy Shields ('84-'86) – an all-conference short-stop with a .338 career batting average – went on to be a minor-league manager in the Orioles organization.




Steve Skupien started at second base and center field in 1988, batting .315 with two home runs, 25 RBI and 10 stolen bases.



Future NFL tight end Irv Smith played two seasons with Notre Dame baseball before being drafted by the Houston Astros in 1992 (he went on to play with three NFL teams).

No.	Name	Years	Pos.	Hometown/Previous Team	Ht./Wt.	Career Statistics
42	Schmalz, Darin	1994-97	RHP	Barrington, IL/Barrington HS	6-0/190	298.2 IP, 3.35 ERA, 30-13 (0), 192 K
	Schmidt, Oscar	1894-95	C/3B/OF	Rock Island, IL		
18	Schmidt, Pete	1971-72	OF/IF	Plainfield, NJ/Plainfield HS	6-1/170	333 AB, .303, 1 HR, 28 RBI
35	Schmitz, Mark	1972-75	IF	Cleveland, OH/St. Ignatius HS	6-2/190	358 AB, .289, 4 HR, 55 RBI
25	Schmitz, Ron	1969-71	RHP	Cleveland, OH/St. Ignatius HS	6-0/185	186.0 IP, 3.39 ERA, 12-9, 124 K
	Schneider, George	1945-47	SS/OF	New York, NY		
13	Schoen, Bill	1970-71	3B/2B	Toledo, OH/St. Francis HS	5-10/175	105 AB, .219, 0 HR, 9 RBI
14	Scholl, Justin	1995-97	OF/C	Athens, OH/Athens HS	6-2/210	235 AB, .264, 8 HR, 40 RBI
	Schomer, Jason	1984-85	RHP	Jackson, MI/Lumen Christi HS	5-10/175	46.2 IP, 8.29 ERA, 4-2 (2), 20 K
29	Schrader, Joe	1964	1B	Lafayette, IN/Central Catholic HS	6-3/200	78 AB, .218, 2 HR, 11 RBI
	Schrall, Leo	1927-28	SS	Cresson, PA		
18	Schuster, Ken	1972-74	OF/C	Western Springs, IL/Lyons Township HS	6-0/185	183 AB, .269, 3 HR, 18 RBI
	Scofield, Paul	1919-20	OF	Columbus, OH		
11	Scrivanich, Charles	1958	LHP	Lyndhurst, NJ	5-10/170	57.1 IP, 4.71 ERA, 4-1, 47 K
	Seabaugh, John	2007	RHP	Granger, IN/Penn HS	6-0/205	2.0 IP, 9.00 ERA, 0-0 (0), 3 Ks
20	Sefcik, George	1961-62	2B	Cleveland, OH/Benedictine HS	5-8/175	211 AB, .299, 6 HR, 37 RBI
	Seidel, Arnold	1932-33	OF/2B	Marshfield, WI		
25	Selcer, Dick	1958-59	2B	Cincinnati, OH	5-10/175	179 AB, .335, 3 HR, 44 RBI
26	Senecal, Bob	1956-58	LF	Newaygo, MI/Newaygo HS	6-0/185	235 AB, .272, 3 HR, 49 RBI
	Sepe, Tom	1934-35	OF	Cranston, RI		
26	Serena, Martin	1974, '76	RHP	Ottawa, IL/Marquette HS	6-0/180	33.2 IP, 6.95 ERA, 4-4, 21 K
8	Sharples, Evan	2006-08	1B	Marshall, MI/Marshall HS	6-2/210	175 AB, .280, 13 HR, 46 RBI
34	Sharples, Ryan	2008	RHP	Marshall, MI/Marshall HS	6-4/210	32.2 IP, 3.03 ERA, 4-2 (0), 31 K
	Shaughnessy, Frank	1902-04	OF/C	Ambloy, IL	6-1/185	
	Shea, John	1905-06	SS	Holyoke, MA		
	Sheehan, Charles	1913-15	P	Taunton, MA		10-2 won-loss record
	Sheehan, Clarence	1905-06	C/OF	Grand Ridge, IL		
	Sheehan, Thomas	1943-46	C	New Haven, CT/Hillhouse HS	6-0/190	
	Sheehan, Bill	1922-24	SS	Chicago, IL		
	Sheeketski, Joseph	1932	OF/C	Shadyside, OH/Shadyside HS	5-8/170	
	Sherman, Bill	1947	RHP	St. Paul, MN		2-2 won-loss record
15	Sherry, Greg	2008	INF	Mendham, NJ/Delbarton HS	5-9/180	143 AB, .315, 2 HR, 14 RBI
	Sherry, James	1903	2B	North Tarrytown, NY		
	Sherry, William	1911	IF	Somerville, MA		
	Shields, Tommy	1984-86	SS/3B	Devon, PA/Conestoga HS	6-1/180	458 AB, .338, 13 HR, 95 RBI
32	Shilliday, Alex	1996-99	RHP	Dunwoody, GA/Westminster HS	6-1/200	290 IP, 4.41 ERA, 25-17 (3), 265 K
	Shillington, John	1897	SS	Chicago, IL		
	Sholl, Jim	1974-77	RHP	Oakwood, OH/Paulding HS	6-2/205	157.0 IP, 4.24, 8-14, 115 K
4	Siler, Scott	1980-82	2B/3B	Elkhart, IN/Elkhart Memorial HS		75 AB, .280, 0 HR, 15 RBI
	Simendinger, Mark	1978-80	3B	Severna Park, MD/Severna Park HS	6-2/180	287 AB, .307, 3 HR, 44 RBI
17	Simone, Steve	1974	C	West Chester, OH/Lakota HS	6-0/185	33 AB, .091, 0 HR, 0 RBI
12	Sinnes, David	1990-93	RHP	Miami, FL/Palmetto Sr. HS	5-11/190	297.1 IP, 2.91, 32-8 (6), 315 K
31	Sinnott, Tom	1969	RHP	Elizabeth, NJ/St. Patrick's HS	6-4/205	10.6 IP, 0.00 ERA, 0-2, 8 K
7	*Sisko, Zach	2004	IF	Belleville, IL/St. Louis University HS	6-2/205	71 AB, .296, 1 HR, 13 K
	Sjoberg, Ralph	1917-19	2B	Kewanee, IL		
10	Skupien, Steve	1986-88	SS/CF	Mission Viejo, CA/Capistrano Valley HS	5-8/165	378 AB, .272, 8 HR, 53 RBI
	Slavinsky, Tom	1977	RHP	Garfield, NJ/Bergen Catholic HS	5-11/160	12.1 IP, 10.22 ERA, 1-1 (0), 8 K
	Smith, Bill	1933	P	Chicago, IL	5-10/170	
15	Smith, Bryan	1980-82	RHP	Syracuse, IN/Wawasee HS	5-10/175	133.2 IP, 6.19 ERA, 12-8 (0), 81 K
	Smith, David	1978	IF	Westlake, OH	6-3/215	115 AB, .191, 1 HR, 8 RBI
5	Smith, Eddie	2005	IF	Olympia, WA/North Thurston HS	5-11/170	43 AB, .256, 0 HR, 6 RBI
45	Smith, Irv	1990-91	OF	Browns Mill, NJ/Pemberton Township HS	6-5/235	134 AB, .179, 6 HR, 15 RBI
7	Smith, Jim	1973-75	SS	Binghamton, NY/North HS	6-0/165	308 AB, .240, 8 HR, 40 RBI
	Smith, Joseph	1895	P	Watertown, WI		3-0 won-loss record
	Smith, Richard "Red"	1925-27	C/1B/OF	Combined Locks, WI/Kaukauna HS	5-10/185	
45	Smith, Ryan	2007	C	Waldorf, MD/Westlake HS	6-1/210	131 AB, .267, 2 HR, 23 RBI
	Smullen, Dick	1946-49	LHP	Forest Hills, NY/Roosevelt Yonkers HS	6-0/185	5-3 won-loss record
	Smullen, Harold	1942-43	RHP	West Haven, CT		4-3 won-loss record
27	Sniegowski, Don	1954-56	IF	Toledo, OH	6-1/175	98 AB, .255, 0 HR, 10 RBI
18	Snow, Charles	1964-66	C/OF	Castleton, NY	6-0/190	166 AB, .224, 4 HR, 27 RBI
	#Snyder, Casey	1983-84	OF	New Orleans, LA/Jesuit HS	5-8/150	142 AB, .204, 0 HR, 21 RBI
	*Snyder, Jack	1975	OF	New Orleans, LA	5-7/155	60 AB, .233, 0 HR, 7 RBI
	Sobek, George	1940-42	2B	Hammmond, IN	6-0/175	
15	*Sollmann, Scott	1994-96	CF	Cincinnati, OH/St. Xavier HS	5-11/165	643 AB, .372, 3 HR, 84 RBI
3	Sollmann, Steve	2001-04	2B	Cincinnati, OH/St. Xavier HS	5-11/195	689 AB, .370, 11 HR, 123 RBI
	Somers, Michael	1911	P	Bloomington, IL		0-1 won-loss record
	Soos, Kenneth	1984-86	IF	South Bend, IN/Washington HS	5-11/175	346 AB, .286, 8 HR, 69 RBI
16	*Sopko, Paul	1957	OF	Columbus, OH	5-10/175	16 AB, .063, 0 HR, 0 RBI
27	Soriano, Chris	2006	C	Randolph, NJ/Delbarton HS	6-1/195	12 AB, .417, 0 HR, 3 RBI
31	Spaeth, Gerald	1954	RHP	Peoria, IL	6-1/190	33.1 IP, 2-1, 15 K
	Spaulding, Thomas	1916-17	2B	Springfield, KY		
	Stack, Richard	1894	P	Escanaba, MI		1-2 won-loss record

# All-Time Roster




Chuck Symeon – whose 1.30 career ERA ranks fifth in Notre Dame history – delivered a shutout in the 9-0 win that eliminated Texas from the 1957 College World Series.



Pat Topolski played both corners of the infield during his career, leading the 1965 Irish in home runs (3) and RBI (22) before pacing the '66 team in RBI.



Clem Ulatowski lettered with Notre Dame baseball as a catcher and outfielder in 1910 and 1911 before playing in the Major Leagues with the Chicago Cubs.



Third baseman Rich Vanthournout earned Academic All-America honors in 1986 while compiling a .323 career batting average with the Irish.

No.	Name	Years	Pos.	Hometown/Previous Team	Ht./Wt.	Career Statistics
	Strange, Gus	1924	P	Merrill, WI	6-2/195	0-2 won-loss record
2	*Stanley, Steve	1999-2002	CF	Upper Arlington, OH/Wrngt. Chris. HS	5-8/155	1,003 AB, .384, 2 HR, 121 RBI
	Starr, William	1977-78	OF	Allison Park, PA/North Catholic HS	5-10/150	128 AB, .211, 2 HR, 19 RBI
19	*Stavisky, Brian	2000-02	OF	Port Allegany, PA/Port Allegany HS	6-3/220	651 AB, .355, 33 HR, 168 RBI
17	Stavisky, Dan	1995-98	RHP	Mt. Pleasant, PA/Mt. Pleasant Area HS	6-4/200	132.1 IP, 5.44 ERA, 12-4 (0), 85 K
	Stephan, Anton	2002-03	1B	Scales Mound, IL		
	Stewart, Jack	1945	P	Washington, D.C.		4-2 won-loss record
32	Stewart, Jess	2004-07	RHP	Manassas, VA/Osbourn City HS	6-3/215	125.0 IP, 3.89 ERA, 14-5 (2), 66 K
13	Stoltz, Mitchell	1973-76	RHP	Evansville, IN/Reitz HS	6-2/180	133.2 IP, 3.91 ERA, 7-11 (0), 87K
31	Stonikas, William	1982-83	RHP	Flossmoor, IL/Homewood-Flossmoor HS	6-4/195	51.2 IP, 5.75 ERA, 4-4 (0), 20 K
	Stopper, Anthony	1905-06	1B	Williamsport, PA		
15	Stouffer, Jim	1962-63	C/OF	Benton Harbor, MI	6-1/195	54 AB, .222, 1 HR, 10 RBI
27	Stratta, Bob	1974-76	RHP	Olympia Fields, IL/Rich Central HS	6-2/185	177.0 IP, 3.92 ERA, 15-12, 130 K
35	Strickroth, Matt	1999-2002	OF/1B	Mission Viejo, CA/Santa Margarita HS	6-4/230	264 AB, .235, 9 HR, 45 RBI
	Sullivan, Albert Jr.	1931				
	Sullivan, Chester	1938-40	3B	Chicago, IL		
	Sullivan, Joseph	1926-28	2B	Waterbury, CT		
	Sullivan, William Jr.	1930-31	1B	Newburg, OR/Columbia Prep	6-1/170	
4	Swallow, Michael	1973	LHP	Ft. Yates, ND/Annendale HS	6-3/185	46.2 IP, 2.12 ERA, 4-1 (0), 23 K
	Sweet, George	1894-95	OF	Washington, D.C.		
29	Symeon, Chuck	1956-58	RHP	Stamford, CT/St. Basil's Prep	6-0/180	188.1 IP, 1.30 ERA, 14-7, 176 K
6	Szajko, Dan	1979-82	OF	South Bend, IN/John Adams HS	5-10/165	407 AB, .317, 10 HR, 72 RBI
8	Szajko, Ray	1987	IF	South Bend, IN/John Adams HS	5-10/165	90 AB, .200, 5 RBI
27	Szajko, Thomas	1964-65	OF	South Bend, IN	5-10/175	126 AB, .238, 2 HR, 12 RBI
28	Szczepanski, Steve	1998	RHP	Lombard, IL/Glenbard East HS	6-2/190	43.2 IP, 5.98 ERA, 3-3 (1), 27 K
	Tallett, John	1942	1B	North Chicago, IL		
23	Tamayo, Danny	1998, '00-'01	RHP	Miami, FL/Ransom Everglades HS	6-1/220	160.0 IP, 3.27 ERA, 12-5 (1), 141 K
7	Tasch, Chuck	1980-82	SS/2B	Barrington, IL/Barrington HS	5-10/180	329 AB, .343, 1 HR, 68 RBI
21	Tencza, Tom	1965-67	2B	Dearborn, MI	5-8/155	343 AB, .251, 5 HR, 33 RBI
28	Teschke, Bill	1954-55	OF	Chicago, IL/Hirsch HS	6-1/175	139 AB, .259, 1 HR, 18 RBI
21	*Thaman, Joe	2001-04	1B/LHP	St. Louis, MO/St. Louis Univ. HS	6-4/210	506 AB, .279, 9 HR, 81 RBI; 48.1 IP, 3.35, 4-1 (1), 34 K
	Thernes, Matt	1934-36	P	Cincinnati, OH	6-1/190	8-5 won-loss record
	Thomas, Frank	1922-23	OF	East Chicago, IN	5-9/160	
30	*Thornton, Tom	2003-06	LHP	Middleboro, MA/Middleboro HS	6-6/225	332.2 IP, 3.79 ERA, 27-12 (0), 204 K
45	Tommasini, Kevin	1994	3B/1B	Winston, OR/Douglas HS	6-1/195	28 AB, .286, 0 HR, 9 RBI
9	*Topham, Ryan	1993-95	RF/1B	Portage, MI/Portage Central HS	6-2/200	544 AB, .320, 34 HR, 165 RBI
26	Topolski, Pat	1965-67	3B/1B	Michigan City, IN	5-11/170	324 AB, .275, 3 HR, 45 RBI
	Toumey, William	1935	P	New York, NY		2-2 won-loss record
	Tracy, Bill	1945	C	New York, NY		
27	Trapp, Harold "Bud"	1958	3B	Sycamore, IL/Sycamore HS	6-0/185	
23	*Tremblay, Mark	1953-54	CF	Cambridge, MA	5-8/155	155 AB, .342, 3 HR, 27 RBI
	*Trudeau, Mike	1983-85	OF	Bellingham, MA/Memorial HS	6-0/175	370 AB, .343, 7 HR, 75 RBI
6	#Turco, Paul	1996-97	SS	Sarasota, FL/Sarasota HS	5-9/165	246 AB, .211, 0 HR, 24 RBI
29	*Twohy, Jim	1954	1B/RF	Brooklyn, NY/Xavier HS	6-0/170	61 AB, .279, 1 HR, 15 RBI
22	Twombly, Dennis	1994	C	San Diego, CA/Patrick Henry HS	6-2/205	92 AB, .348, 5 HR, 24 RBI
	Ulatowski, Clem	1910-11	C/OF	Chicago, IL/St. Cyril's HS	5-11/175	
	Underkoffler, Joseph	1933-35	C	Britt, IA		
8	Ust, Brant	1997-99	IF	Redmond, WA/Eastlake HS	6-1/200	660 AB, .368, 46 HR, 170 RBI
21	Valenzuela, Henry	1979-82	1B	Tampa, FL/Jesuit HS	6-2/185	494 AB, .314, 15 HR, 123 RBI
	Vanthournout, Rich	1985-86	3B	St. Charles, IL/St. Charles HS	6-1/160	396 AB, .323, 4 HR, 63 RBI
	Vaughan, Champ	1927	C	Portland, OR		
	Velcheck, Arnold	1933, '35-'36	OF	Thorpe, WI		
42	Verduzco, Steve	1992-93	3B/SS	Scotts Valley, CA/Bellarmine Prep	6-1/185	102 AB, .245, 1 HR, 16 RBI
	Vergara, George	1924	1B/3B/OF	Bronx, NY		
23	Vergara, Martin	2002	RHP	Paterson, NJ/DePaul Catholic HS	6-0/190	63.0 IP, 4.14 ERA, 6-1 (1), 55 K
	Verhoestra, Arthur	1938-39	C	South Bend, IN		
45	Vilorio, Brandon	2000-03	RHP	Wailuku, HI/Maui HS	5-11/210	83.2 IP, 2.58 ERA, 6-2 (7), 49 K

## Did You Know? ...

Jeff Wagner ('97) and Brant Ust ('98) turned in consecutive BIG EAST rookie-of-the-year seasons after posting the two highest freshman home run totals in Notre Dame history (Wagner 10, Ust 11), with Brian Stavisky then hitting 14 as a freshman in 2000.





Steve Whitmer is one of several former Notre Dame players who went on to enter college coaching, serving five seasons as head coach at the U.S. Naval Academy.



Jeff Wagner (1996-99), who was drafted in the 21st round of the '99 draft by the Anaheim Angels, still ranks in the top 10 all-time in career slugging percentage (.4th; .634), RBI (t-5th; 189), home runs (1st; 49), doubles (t-10th; 50) and total bases (6th; 440).



Kyle Weiland (2006-08), who was drafted in the third round of the '08 draft by the Boston Red Sox, owns the school record for career saves with 25. He also set the single-season record of 16 in 2006.



Ray Zolnowski (1966) is the final player on ND baseball's list of 865 letterwinners. The 800th (RHP Ryan Kalita) played in '02.

W

	Voellinger, Dan	1977-80	C	Rockford, IL/Boylan HS	6-0/190	414 AB, .273, 12 HR, 101 RBI
8	Vogele, Greg	1988	OF	Cincinnati, OH/LaSalle HS	5-11/160	35 AB, .343, 1 HR, 8 RBI
33	*Voitier, Bob	1968-70	OF	Church Point, LA/Acad. Immac. Conception	6-1/165	264 AB, .265, 1 HR, 21 RBI
	Vuono, Carl	1984	1B/3B	Pittsburgh, PA/Mt. Lebanon HS	6-0/180	263 AB, .297, 12 HR, 69 RBI
	Vuono, Marty	1980	RHP	Pittsburgh, PA/Mt. Lebanon HS	6-0/180	35.0 IP, 4.11 ERA, 4-3 (1), 20 K
44	Wagner, Jeff	1996-99	C/1B	Louisville, KY/St. Xavier HS	6-3/235	694 AB, .336, 49 HR, 189 RBI
7	Walania, Alan	1990-93	RHP	Derby, CT/Notre Dame HS	6-2/170	324 IP, 3.64 ERA, 30-12 (8), 236 K
	Walbrun, Tom	1976	OF	Appleton, WI	6-0/165	77 AB, .338, 0 HR, 11 RBI
	Waldorf, Rufus	1905-07	P	Mendota, IL	5-11/170	11-3 won-loss record
19	Walker, Mickey	1961-63	RHP	Detroit, MI/Detroit Catholic Central HS	6-2/195	164.1 IP, 2.96 ERA, 13-4, 143 K
	Walsh, Edward	1926-28	P	Meridian, CT/Meriden HS, St. John's Prep	6-1/180	18-6 won-loss record
	Walsh, James	1915	P	Fonda, IA		9-5 won-loss record
	Watzke, Mark	1984-86	RHP	Palos Hts, IL/Carl Sandburg HS	6-1/180	119 IP, 4.92 ERA, 11-6 (0), 39 K
	Weglarz, Matt	2007	C	Kansas City, MO/Rockhurst HS	6-3/220	156 AB, .244, 5 HR, 29 RBI
33	Weiland, Kyle	2006-08	RHP	Albuquerque, NM/Eldorado HS	6-3/180	121.0 IP, 4.17, 9-9 (25), 117 K
18	Weiss, Brent	2002, '04	OF/C	Cockeysville, MD/St. Paul's HS	6-1/195	36 AB, .222, 2 HR, 9 RBI
	Welch, Thomas	1905	OF	Kewanee, IL		
	Wells, March Forth	1912-15	P	Dowagiac, MI		10-2 won-loss record
	Wentworth, George	1934-36	SS	Bucksport, ME		
	White, Clovis	1933	1B	Scottsville, KY		
29	Whitmyer, Steve	1981-82	RHP	Columbus, OH/Brookhaven HS	6-4/215	135.2 IP, 5.24, 9-13 (1), 109 K
26	*Widelski, Wally	1995-97	LHP	South Holland, IL/Thornwood HS	6-2/180	68.2 IP, 5.64 ERA, 7-0 (0), 39 K
29	Wilkins, Cody	2004	LHP	Hudson, NC/South Caldwell HS	6-1/225	6.0 IP, 7.50 ERA, 0-0 (0), 7 K
	*Williams, Fred "Cy"	1910-12	OF	Wadena, IN	6-2/180	
51	Williamson, Joey	2005-07	RHP	Lantana, FL/Santaluces HS	6-1/195	93.2 IP, 4.52 ERA, 5-4 (2), 91 K
	Wilson, Francis	1926-28	OF/1B	Pittsburgh, PA		
	Wilson, Ralph	1896, '98	OF	Blairsville, PA		
	Wilson, William	1911	C	Flint, MI		
20	Wojcik, Edward	1958-60	C	Manchester, CT	6-1/195	214 AB, .229, 1 HR, 35 RBI
	Wolf, Charles	1947	OF	Ft. Thomas, KY		
	Wolf, George Louis	1916	SS	South Bend, IN		
	Wolfe, Don	1975-78	LHP	Fairlawn, NJ/Fairlawn HS	6-2/175	191.0 IP, 3.58, 13-14, 145 K
12	*Wood, Howard	1972-73	OF	Redondo Beach, CA/Montgomery HS	5-10/170	135 AB, .237, 1 HR, 9 RBI
	Woolwine, Jim	1961-63	3B	Wilmington, IL/Wilmington HS	5-10/175	201 AB, .279, 1 HR, 24 RBI
	Wrape, James	1919	P	St. Louis, MO		4-1 won-loss record
32	Wright, Jim	1969	C	Sparta, NJ/Sparta HS	6-1/220	49 AB, .224, 1 HR, 9 RBI
1	Wright, Michael	2007	OF	Lockhart, TX/Lockhart HS	5-7/160	45 AB, .200, 1 HR, 6 RBI
45	Wroblewski, Korey	1992-93	DH	LaPorte, IN/LaPorte HS	6-2/210	59 AB, .186, 4 HR, 10 RBI
30	Yawman, Dave	1988	C	Fairport, NY/Fairport HS	6-3/205	31 AB, .129, 0 HR, 3 RBI
32	Yeager, Joe	1955	OF	Stamford, CT	6-2/185	31 AB, .258, 0 HR, 4 RBI
	Yore, William	1927	OF	Oakland, CA		
	Zabroski, Peter	1977-78	RHP	Hartford, CT/Hartford Public HS	6-0/170	75.1 IP, 4.30 ERA, 3-2, 38 K
	Zappia, Tony	1970-71	2B	South Bend, IN/St. Joseph HS	5-9/160	38 AB, .184, 0 HR, 1 RBI
	Zieminski, Joe	1944	P	Springfield, MA		2-2 won-loss record
18	Zimont, Larry	1998	OF	Oak Forest, IL/Oak Forest HS	6-3/220	85 AB, .271, 3 HR, 16 RBI
28	Zolnowski, Ray	1966	RHP	Bayonne, NJ	6-0/185	

Y  
Z



# All-Time Numbers

1

Tom Allen  
Randall Brooks  
**Matt Grosso**  
Anthony Iarocci  
Tim Prister  
Michael Wright

2

Joseph Barrows  
Brett Lilley  
Tim Murray  
Rowan Richards  
**Alex Robinson**  
Gregory Rodems  
Casey Snyder  
Steve Stanley

3

Dan Bautch  
James Cameron  
Tony Langford  
Greg Layson  
Bob Lisantii  
Mike Moshier  
Matt Nussbaum  
Steve Sollmann

4

Michael Doraning  
Richard Farrell  
John Flanagan  
Todd Frye  
Greg Lopez  
Mark Mapes  
**A.J. Pollock**  
Scott Siler  
Michael Swallow

5

J.J. Brock  
Drew Duff  
Paul Failla  
Frank Fiascki  
Tom Hansen  
Michael Jamieson  
Matt Macri  
**David Mills**  
John Moran  
Craig Pavlina  
Mike Rooney  
Eddie Smith

6

Peter Clemens  
Mike Coss  
Danny Dressman  
**Brian Dupra**  
Mike Galloway  
Mike Naumann  
Steven Passinault  
Dan Szajko  
Paul Turco

7

Ross Brezovsky  
Javier Fuentes  
Jeff Perconte  
**Dustin Ispas**  
Christian Parker  
Zach Sisko  
James Smith  
Chuck Tasch  
Alan Wania

8

Kris Billmaier  
Chris Fournier  
Matt Haas  
Frank Jacobs  
Michael Kenahan  
Henry Lange  
Thomas Miller  
James Sass  
**Evan Sharpley**  
Brant Ust  
Rich Vanthournout  
Gary Voge

9

Matt Bok  
Craig Cooper  
Allen Greene  
George Iams  
Edward Lange  
John Loughran  
Michael O'Neill  
J. P. Drevline  
Ryan Topham

10

Rick Chryst  
**Ryan Connolly**  
Cory Mee  
Chris Niesel  
Alec Porzel  
Steve Skupien

11

Robby Birk  
Tom Bujnowski  
**Tommy Chase**  
Phil Donnelly  
Sean Gaston  
Phil Krill  
Alan Kristowski  
Joseph LaRoca  
William Matre  
Gary Mayer  
Charles Scrwanich

12

Mike Amrhein  
**Brayden Ashdown**  
Dave Bartish  
Thomas Blythe  
Matt Bransfield  
Andrew Bushey  
Gene Duffy  
Shaun Fitzmaurice  
Jim Gibbons  
Joe Kernan  
Laurence Lackner  
Jerry McNamara  
Pat Pesavento  
Kenneth Rump  
David Sinnes  
Howard Wood

13

Joe Binkiewicz  
Mike Carlin  
Dave Costigan  
Craig DeSini  
Brennan Grogan  
Wade Korpi  
Chuck Lennon  
Thomas O'Conner  
**Herman Petzold**  
Bret Poppleton  
William Schoen  
Mitchell Stoltz  
Dan Voellinger

14

Bob Bentley  
Joseph Carideo  
Frank Carpin  
Mark Clementz  
Ben Cooke  
Matt Edwards  
Tom Guilfoile  
Robbie Kent  
Jason Martinez  
**Eddy Mendiola**  
Richard O'Leary  
Justin Scholl  
Tommy Shields

*Several Notre Dame pitchers have worn number 20, including LHPs Dan McGinn ('65) and Dave Celmer ('66-'68), plus Steve Powell ('84-'86), A.J. Jones ('93-'94), Brad Lidge ('97-'98) and 2003 graduate Peter Ogilvie (pictured).*

Current players in **bold**  
Numbers unavailable for some seasons



Former South Bend mayor and recent Indiana governor Joe Kernan was a catcher on the 1967 and '68 Notre Dame baseball teams. Kernan is one of several noteworthy Irish baseball players who have worn No. 12, with that group including Mike Amrhein, Shaun Fitzmaurice, Jim Gibbons, Pat Pesavento, David Sinnes and Andrew Bushey.

15

Pat Eilers  
Walt Gazdayka  
Robert Giarrantano  
Chad Hartvigson  
Edward Hrabscak  
Mike Knecht  
Leonard LeRose  
Michael Lessa  
Pat O'Brien  
Jim Phelps  
Javi Sanchez  
**Greg Sherry**  
Bryan Smith  
Scott Sollmann  
Jim Stouffer  
Mike Trudeau  
Matt Weglarz

16

Bill Brutvan  
Jeff Felker  
Paul Horan  
Thomas Jaeb  
Edward Lupton  
**Eric Maust**  
Ron Mott  
Alex Nettey  
Frank Orga  
Daniel Phelps  
Paul Sopko

17

**Billy Boockford**  
Michael Brennan  
Henry Bretting  
Kasey Clevenger  
James Cross  
John Ebert  
Robert Fitz  
Nick Furlong  
Matt Krall  
Ken Meyer  
Kevin O'Neill  
Cody Rizzo  
Stephen Simone  
Dan Stavisky

18

Patrick Coleman  
Tom Conroy  
Harold Lavelle  
Paul Mauk  
**Steven Mazur**  
Walt Osgood  
John Rogers  
Peter Schmidt  
Kenneth Schuster  
Charles Snow  
Brent Weiss  
Larry Zimont

19

Craig Counsell  
Jim Dee  
Larry Kennedy  
Dick Lucke  
**Todd Miller**  
James Noe  
John O'Drobinak  
Mike Passilla  
Mark Pittman  
Dick Rosenthal  
John Seabaugh  
Brian Stavisky  
Mickey Walker

20

**Jeremy Barnes**  
Dave Celmer  
Phillip Dingle  
A.J. Jones  
Brad Lidge  
Dan McGinn  
Tom Murray  
Daniel Nespo  
Peter Ogilvie  
Derik Olvey  
Bill Orga  
Steve Powell  
Scott Rogers  
George Sefcik  
Edward Wojcik

21

Scott Cavey  
Frank Finnegan  
James Gieselman  
Justin Gleichowski  
Gerry Goetz  
Brett Graffy  
Robert Kocmalski  
John Matthews  
Dick Nussbaum  
John Reynolds  
**Joe Spano**  
Tom Tencza  
Joe Thaman  
Henry Valenzuela

22

Thomas Colin  
Eric Danapilis  
**Evan Danieli**  
Daniel Hogan  
Aaron Heilman  
Dan Kapala  
Grant Johnson  
Joseph Keenan  
Erik Madsen  
Robin Reschan  
Jay Schloemer  
Mark Simendinger  
Dennis Twombly

23

Craig Allen  
David Clark  
John Counsell  
Michael Deasey  
Chris Flynn  
Joseph Geneser  
Mark Gonring  
Ed Hurley  
Tony Langford  
Pat Leahy  
John Mitchell  
**Ryan Richter**  
Danny Tamayo  
Mark Tremblay  
Martin Vergara

24

Matt Arminio  
Rico Bertucci  
Brian Conway  
John Corbin  
**Sam Elam**  
Ronald Goodman  
John Hammett  
Tim Hutson  
Frank Karazim  
James Montegano  
George Restovich, Jr.  
Michael Riddell  
Nick Scarpelli

25

Tom Cuggino  
Kevin Fanning  
Mike Holba  
**Matt Katich**  
William Lucas  
Nick Mainieri  
John Musto  
Pat O'Keefe  
Austin Pearce  
Paul Petitclair  
Harold Reilly  
Ron Schmitz  
Dick Selcer

26

Timothy Ambrey  
Arthur Combs  
Jim Cusack  
Doug Doemel  
**Mick Doyle**  
Rich Gonski  
Timothy Handrich  
Bob Jaeger  
Nick Palihnich  
Bob Senecal  
Martin Serena  
Pat Topolski  
Wally Widelski  
Joey Williamson



## Baseball Letterwinners By State

**27**

Roger Braun  
Mike Coffey  
Jerry Fenzel  
Gregory Jaun  
Richard Licini  
Paul O'Toole  
Paul Pryblo  
Sam Richey  
Robert Roemer  
Rich Sauget, Jr.  
Don Sniegowski  
Chris Soriano  
Bob Stratta  
Thomas Szajko  
Harold Tapp  
Marty Vuono

**28**

Bob Bartlett  
Richard Eich  
Ed Lund  
Thomas Lux

**Cameron McConnell**  
William Teschke  
Ray Zolnowski

**29**

Garret Carlson  
Donald Costa  
David Gruener  
Dave Hanson

**Ryne Intlekofer**  
David Legus  
Buster Lopes  
Robert Scarpitto  
Joseph Schrader  
Chuck Symeon  
Steve Whitmeyer  
Cody Wilkins

**30**

Bob Arnzen  
John Connoro  
Pat Davis  
Jim Hannan

**Will Harford**  
Frank Kwiatowski  
Mike Morgalis  
Joseph Ridge  
Michael Rieder  
Rick Rusteck  
Tom Thornton  
Bob Voitier  
Dave Yawman

**31**

John Coretta  
Gregg Henebry  
Mike Many  
Timothy Reardon  
George Restovich, Sr.  
**Andrew Scheid**  
Tom Sinnott  
Gerald Spaeth  
William Stonikas

**32**

John Gentempo  
Ryan Kalita  
Jim Morris  
Brian Peters  
Alex Shilliday  
Jess Stewart  
**Golden Tate**  
James Wright  
Joe Yeager

**33**

Scott Bickford  
Ed Golom  
Mike Graney  
Mickey Karkut  
Elmer Kohorst  
Stan Konopka  
Ron Reed  
Bob Voitier  
Kyle Weiland

**34**

Dylan Blake  
Kevin Hardy  
Tom Howard  
Mark Lapinskas  
Tony Livorsi  
Jeff Manship  
**Ryan Sharpley**

**35**

David Phelps  
Mark Schmitz  
Matt Strickroth  
Chris Vasami

**36**

Steve Andres  
Dan Leatherman  
**Leighton Cooper**

**37**

**Cole Johnson**  
Dan Kapala  
Matt Laird

**38**

Tyler Jones  
**Casey Martin**  
Tom O'Hagan

**39**

Matt Buchmeier  
Kevin Chenail

**40**

Justin Gingrich  
Brian Piotrowicz

**41**

Mike Balicki  
Tom Price  
**Bill Warrender**

**42**

**Ty Adams**  
Dan Peltier  
Darin Schmalz  
Steve Verduzco

**43**

**Joe Spizziri**

**44**

**David Casey**  
Mike Dury  
Tim Krause  
Jeff Wagner

**45**

Michael Harmon  
**Will Hudgins**  
Chris McKeown  
Jeff Samardzija  
Irv Smith  
Ryan Smith  
Kevin Tommasini  
Brandon Vioria  
Korey Wroblewski

**46**

J.P. Gagne  
Tim Kalita  
Matt Whittington

**47**

Ryan Doherty

**48**

**Andrew Wiand**

**49**

John Axford  
Mike Rotkis

**50**

Marty DeGraff

**51**

Joey Williamson  
**Steve Sabatino**

**52**

Larry Mohs

**54**

Adam Maisano  
Rich Sauget  
Matt Whittington

**55**

**Matt Scioscia**

**56**

Edwin Hartwell

**Illinois ..... 147**

**New York ..... 84**

**Indiana ..... 79**

**Ohio ..... 64**

**New Jersey ..... 48**

Massachusetts ..... 44

**Michigan ..... 43**

**Pennsylvania ..... 37**

**California ..... 33**

**Wisconsin ..... 28**

Iowa ..... 25

Minnesota ..... 21

Kentucky ..... 18

**Texas ..... 18**

**Florida ..... 17**

**Connecticut ..... 16**

Missouri ..... 15

Washington ..... 13

**Maryland ..... 12**

Louisiana ..... 9

Oregon ..... 8

Virginia ..... 8

Washington, D.C. .... 7

Nebraska ..... 6

**Tennessee ..... 6**

Kansas ..... 5

**Colorado ..... 4**

Maine ..... 4

Oklahoma ..... 4

Rhode Island ..... 4

**Arizona ..... 3**

**Georgia ..... 3**

New Mexico ..... 3

Alabama ..... 2

Ontario ..... 2

South Dakota ..... 2

Arkansas ..... 1

Canal Zone ..... 1

Delaware ..... 1

Hawaii ..... 1

Mississippi ..... 1

Montana ..... 1

North Carolina ..... 1

North Dakota ..... 1

Utah ..... 1

West Virginia ..... 1

Wyoming ..... 1

**Bold** – states represented on Notre Dame's 2009 roster.



Notre Dame's 46 all-time baseball letterwinners from New Jersey include recent All-America closer Ryan Doherty (Toms River) and Fairlawn native Don Wolfe (pictured), who as a freshman tossed the first known no-hitter by a Notre Dame pitcher in 38 seasons (during a 10-0 home victory over Butler on April 20, 1975). The lefthander racked up 12 strikeouts while walking only two batters during the historic outing. He went on to post 20 complete games in his three-year career ('75, '77-'78), still good for sixth place on the Notre Dame list for career complete games.



Ontario native Robert Hoag (Ottawa) lettered as a second baseman with the 1939 Notre Dame baseball team while recent righthander John Axford (Port Dover) joined him as the second Canadian to earn a monogram with the Notre Dame baseball program (in 2002).

# Won-Loss Record

Coach	Years	W-L-T	Pct.
Harry Curtis	1908-09 (2)	33-6-0	.846
Ed Smith	1910, '12 (2)	38-8-0	.826
Albert Kelly	1911 (1)	17-5-0	.773
Fred "Cy" Williams	1913 (1)	14-3-0	.824
Jesse Harper	1914-18 (5)	61-28-0	.685
Gus Dorais	1919-20 (2)	21-10-1	.672
Walter Halas	1921-23 (3)	46-21-1	.684
George Keogan	1924-26, '30-'33 (7)	68-57-2	.543
Mills	1927-29 (3)	58-20-1	.741
Jake Kline	1934-75 (42)	558-449-5	.554
Larry Gallo	1981-87 (7)	157-167-3	.485
Pat Murphy	1988-94 (7)	318-116-1	.732
Paul Mainieri	1995-2006 (12)	533-213-3	.714
Dave Schrage	2007- (2)	61-49-1	.554

note: ND's pre-1908 coaches served only in preseason roles

Year	Coach	Captain(s)	W-L-T	Pct.
1892	None	Charles Gillon	1-0-0	1.000
1894	None	John Flannigan	1-2-0	.333
1895	None	Oscar Schmidt	3-2-0	.600
1896	None	Michael Daly	2-3-0	.400
1897	Hering	Michael Powers	4-2-0	.667
1898	Hering	Michael Powers	6-2-0	.750
1899	Hering	Angus McDonald	7-3-0	.700
1900	Stahl	Angus McDonald	15-2-0	.882
1901	None	Matthew Donahue	11-8-0	.579
1902	None	Robert Lynch	16-4-1	.786
1903	Lynch	Anton Stephen	17-5-0	.773
1904	None	Anton Stephen	12-5-0	.706
1905	None	Daniel O'Connor	6-9-0	.400
1906	Arndt	Lawrence McNerney	20-5-0	.800
1907	Criger	Rufus Waldorf	21-2-0	.913
1908	Curtis	John Brogan	20-1-0	.952
1909	Curtis	John McKee	13-5-0	.722
1910	Smith	Albert Kelly	19-3-0	.864
1911	Kelly	Eugene Connolly	17-5-0	.773
1912	Smith	Fred "Cy" Williams	19-5-0	.792
1913	Williams	Simon Farrell	14-3-0	.824
1914	Harper	Herb Kelly	17-5-0	.773
1915	Harper	Edward Duggan	14-6-0	.700
1916	Harper	Charles Sheehan	11-8-0	.579
1917	Harper	Clarence "Jake" Kline	10-4-0	.714
1918	Harper	Louis Wolf	9-5-0	.643
1919	Dorais	Ralph Sjoberg	10-4-1	.700

Notre Dame's 1904 varsity baseball team



Even before the first varsity season (1892), Notre Dame students were playing organized baseball – as shown in this 1869 photo.

Year	Coach	Captain(s)	W-L-T	Pct.
1920	Dorais	Frank Miles	11-6-0	.647
1921	Halas	Johnny Mohardt	11-7-1	.605
1922	Halas	Jerome Blievernich	19-4-0	.826
1923	Halas	Paul Castner	16-10-0	.615
1924	Keogan	William Sheehan	16-7-0	.696
1925	Keogan	Roger Nolan	11-13-0	.458
1926	Keogan	James Silver	13-13-0	.500
1927	Mills	Richard Smith	15-6-0	.714
1928	Mills	Joseph Sullivan	24-8-0	.750
1929	Mills	John Colrick	19-6-1	.750
1930	Keogan	Joe Lordi	12-7-0	.632
1931	Keogan	Dennis O'Keefe	6-4-0	.600
1932	Keogan	Charles Palt	5-6-1	.458
1933	Keogan	James McGrath	5-7-1	.423
1934	Kline	Lawrence O'Neill	8-11-0	.421
1935	Kline	Kieran Dunn	11-7-0	.611
1936	Kline	Francis Gaul	16-3-0	.842
1937	Kline	Ennio Arboit	11-6-0	.647
1938	Kline	Charles Borowski	11-6-0	.647
1939	Kline	Joseph Nardone	11-6-0	.647



Herb Kelly  
1914 team captain



Francis Gaul



Jake Kline (left) and  
Charles Borowski

Year	Coach	Captain(s)	W-L-T	Pct.
1940	Kline	Chester Sullivan	9-8-0	.529
1941	Kline	Andrew Chlebeck	6-10-1	.382
1942	Kline	Bernie Crimmins	7-4-0	.636
1943	Kline	James Carlin	5-3-0	.625
1944	Kline	Thomas Sheehan	11-11-0	.500
1945	Kline	Frank Gilhooley	10-8-1	.553
1946	Kline	Thomas Sheehan	13-6-0	.684
1947	Kline	Bob Klein, Jack Mayo	16-5-0	.762
1948	Kline	Steve Pavella	11-12-0	.478
1949*	Kline	Benny Kozlik, Ray Petrzalka	20-8-0	.714
1950	Kline	Thomas Martin	8-14-0	.364
1951	Kline	Bob Nemes	11-14-0	.440
1952	Kline	Jerry Ledwidge	13-12-0	.520
1953	Kline	Joe Ridge	16-7-1	.688
1954	Kline	Harold Reilly	12-13-0	.480
1955	Kline	Ron Mottl (honorary)	9-13-0	.409
1956*	Kline	Dan Nespo	12-14-0	.462
1957*	Kline	Jim Cusack, Elmer Kohorst	16-10-0	.615
1958*	Kline	Bob Senecal	20-11-0	.645
1959*	Kline	Gene Duffy, Dick Selcer	22-7-0	.759
1960*	Kline	Ed Wojcik	19-7-0	.731
1961	Kline	Jack Gentempo	12-17-0	.414
1962	Kline	Bill Brutvan (honorary)	11-6-0	.647
1963*	Kline	Dave Hanson	19-11-0	.633
1964	Kline	John Counsell	16-12-1	.569
1965	Kline	Ed Lupton (honorary)	18-17-0	.514
1966	Kline	Mark Gonring	12-14-0	.462
1967	Kline	Pat Topolski	17-8-1	.673
1968	Kline	Tom Cuggino	13-10-0	.565
1969	Kline	Tom Lux	14-10-0	.583




Bernie Crimmins



James Carlin







*Notre Dame's 1959 NCAA Tournament team*

Year	Coach	Captain(s)	W-L-T	Pct.	Year	Coach	Captain(s)	W-L-T	Pct.	Year	Coach	Captain(s)	W-L-T	Pct.
1970*	Kline	Nick Scarpelli	17-14-0	.548	1986	Gallo	Tom Shields, Rich Vanthournout	22-28-0	.440	2000*	Mainieri	Aaron Heilman, Matt Nussbaum, Jeff Perconte	46-18-0	.719
1971	Kline	Chuck Horan	11-21-0	.344	1987	Gallo	None	15-29-0	.341	2001*	Mainieri	Andrew Bushey, Aaron Heilman, Alec Porzel	49-13-1	.786
1972	Kline	Joe LaRocca	14-16-0	.467	1988	Murphy	Steve Skupien	39-22-0	.639	2002*	Mainieri	Andrew Bushey, Steve Stanley	50-18-0	.735
1973	Kline	Bob Roemer	15-22-0	.405	1989*	Murphy	Mike Moshier, Pat Pesavento	48-19-1	.713	2003*	Mainieri	Kris Billmaier, J.P. Gagne, Steve Sollmann	45-18-0	.714
1974	Kline	Tom Hansen	18-21-0	.462	1990	Murphy	Ed Lund	46-12-0	.793	2004*	Mainieri	Javi Sanchez, Steve Sollmann, Chris Niesel	51-12-0	.810
1975	Kline	Mark Schmitz	17-14-0	.548	1991	Murphy	Joe Binkiewicz	45-16-0	.738	2005*	Mainieri	John Axford, Tyler Jones	38-24-1	.611
1976	Kelly	Mitch Stolz, Bob Stratta	16-24-0	.400	1992*	Murphy	Craig Counsell, Cory Mee, Joe Binkiewicz	48-15-0	.762	2006*	Mainieri	Greg Lopez, Cody Rizzo	45-17-1	.722
1977	Kelly	Stan Bobowski	17-26-0	.395	1993*	Murphy	Edwin Hartwell	46-16-0	.731	2007	Schrage	Danny Dressman, Mike Dury	28-28-0	.500
1978	Kelly	Rick Pullano	12-25-1	.329	1994*	Murphy	Bob Lisanti	46-16-0	.731	2008	Schrage	Brezovsky, Gaston, Soriano	33-21-1	.609
1979	Kelly	Rick Pullano	14-19-0	.424	1995	Mainieri	Bob Lisanti, Craig DeSensi	40-21-0	.656	* – Denotes NCAA tournament appearances				
1980	Kelly	Dan Voellinger	29-8-0	.784	1996*	Mainieri	Craig Allen, Bob Lisanti	44-18-0	.710					
1981	Gallo	Mike Jamieson	23-16-1	.588			George Restovich, Rowan Richards							
1982	Gallo	Chuck Tasch, Henry Valenzuela	28-15-0	.651	1997	Mainieri	J.J. Brock	41-19-0	.683					
1983	Gallo	Rick Chryst	19-28-0	.404	1998	Mainieri	J.J. Brock	41-17-0	.707					
1984	Gallo	Curt Vuono	24-24-0	.500	1999*	Mainieri	Alex Shilliday, Jeff Wagner	43-18-0	.705					
1985	Gallo	Jack Moran	26-27-2	.491										

**Program Totals (3,541 games): 2,213 wins; 1,308 losses; 20 ties (.628)**



*Notre Dame's 1989 NCAA Tournament West II Regional Team (48-19-1)*

(kneeling, from left) Pat Eilers, Mike Coss, John Flanagan, Tom Allen, Mike Moshier, Mike Rooney, Tom Murray, Craig Counsell, Jason Martinez and Dan Marzec;  
(middle row, from left) Pat Pesavento, Erik Madsen, Matt Krall, Jim Passinault, Dan Peltier, Jon Baker, James Sass, Brian Piotrowicz, Mike Passilla and Brian Conway;  
(back row, from left) Tom Gulka, Joe Binkiewicz, Mike Coffey, assistant coach Fred Petersen, groundskeeper, senior manager Chris Welborn, junior manager Luke Lovell,  
assistant coach Jeff Nate, head coach Pat Murphy, David Legus, Paul Lange, graduate assistant coach Brian Gallaway and athletic trainer Dwayne Treolo  
Players not pictured include: Dan Bautch, Frank Jacobs, Tony Livorsi, Ed Lund, Cory Mee, Mike Rotkis, Korey Wroblewski and Joe Zebroski (plus assistant coach Mike Gibbons)

# All-Time Series Records

Air Force	7-0	Dallas	3-0
Akron	1-0	Dallas Baptist	1-1
Alabama	4-3	Daniel Baker	2-0
Albion	8-1	Dartmouth	2-0
Alma	1-0	<b>Dayton</b>	<b>45-12</b>
Amherst	1-0	DePaul	3-0
Arkansas	6-6	DePaulw	19-4
Arkansas-Little Rock	1-0	Delaware	3-2
Arkansas State	8-7	Delta State	1-6-1
Armour	7-0	Denison	3-0
Army	5-1	Detroit (Mercy)	56-46
Arizona	2-8	Drake	1-0
Arizona State	2-5	Duke	4-5
Auburn	0-4	Duquesne	10-0
Austin Peay State	0-1	Earlham	2-0
<b>Ball State</b>	<b>17-12</b>	Eastern Illinois	5-1
Baylor	2-3	Eastern Michigan	2-1
Beloit	18-9	Elon	2-0
Bethany	2-0	Evansville	21-10
Bethel	19-4	Fairfield	1-0
Boston College	23-9	Ferris State	3-6
<b>Bowling Green</b>	<b>38-23-1</b>	Florida	1-4
Bradley	15-11	Florida A&M	2-0
Brigham Young	3-2	Florida Atlantic	0-1
Brown	0-1	Florida Gulf Coast	0-0
Buffalo	1-0	Florida International	1-6
Butler	66-15	Florida Memorial	1-0
California	3-2	Florida Southern	0-1
California-Irvine	1-0	Florida State	4-5
California-Riverside	0-1	Fordham	2-1
California-Santa Barbara	1-0	Franklin College	0-1
California State Fullerton	0-4	Fresno State	1-4
Carson Newman	0-1	Furman	1-1
Cathedral	1-0	Georgetown	32-5
Catholic University	2-1	Georgetown (KY)	1-0
Central Florida	4-3	George Washington	1-0
<b>Central Michigan</b>	<b>15-9-1</b>	Georgia	7-5
College of Charleston	0-1	Georgia Tech	4-6
Chicago	27-6-1	<b>Gonzaga</b>	<b>0-0</b>
Chicago State	27-2	<b>Grambling</b>	<b>0-0</b>
Christian Brothers	6-3	Great Lakes	14-8
<b>Cincinnati</b>	<b>20-12</b>	Goshen	4-0
The Citadel	1-0	Harvard	1-1
Clemson	1-0	Hawaii	0-2
Cleveland State	16-1	Hillsdale	14-0
Coastal Carolina	0-1	Hope College	2-0
Coe	2-0	Houston	0-1
Colgate	4-2	Huntington	11-0
Colorado State	1-0	<b>Illinois</b>	<b>23-37</b>
Columbia	1-0	<b>Illinois-Chicago</b>	<b>29-6</b>
Concordia	1-0	<b>Illinois State</b>	<b>7-12</b>
<b>Connecticut</b>	<b>22-9-1</b>	Illinois Tech	1-2
Cornell	3-1	Illinois Wesleyan	8-2
<b>Creighton</b>	<b>8-3</b>	Incarnate Word	1-2

## Notre Dame Baseball vs. D-I Conferences

(All-time records vs. teams, sorted by most-recent affiliation)

Conference	Record	Total Games	Win Pct.
America East	4-4	8	.500
Atlantic Coast	53-54	107	.495
Atlantic Sun	7-8	15	.467
Atlantic 10	136-37	173	.786
BIG EAST	260-115-2	377	.692
Big South	1-2	3	.333
Big Ten	495-430-9	934	.535
Big 12	21-17-1	39	.551
Big West	4-7	11	.364
Colonial	4-4	8	.500
Conference USA	22-30	52	.423
Horizon (MCC)	182-74	256	.711
Independents	35-9	44	.795
Ivy League	9-7	16	.563
Metro	3-1	4	.750
Mid-American	207-157-1	367	.565
Summit (Mid-Continent)	83-30	113	.735
Midwestern	2-0	2	1.000
Missouri Valley	73-50	123	.593
Mountain West	14-4	18	.778
Northeastern	6-1	7	.857
Ohio Valley	11-6	17	.647
Pacific-10	18-26	44	.409
Patriot	18-7-2	27	.704
Southeastern	36-43	79	.456
Southern	4-2	6	.667
Southland	6-8	14	.429
Southwestern Athletic	3-0	3	1.000
Sun Belt	19-21	40	.475
West Coast	6-1	7	.857
Western Athletic	6-8	14	.429

Indiana	66-32-1	Providence	7-3
Ind.-Purdue Fort Wayne (IPFW)	5-0	<b>Purdue</b>	<b>78-37-3</b>
Ind.-Pur. at Ind'polis (IUPUI)	5-1	Quincy	1-0
Indiana State	5-7	<b>Rice</b>	<b>1-0</b>
Indiana Tech	4-1	Rochester (MI)	1-0
Indianapolis	2-0	Rollins	3-3
Iowa	40-25-1	Rose Polytechnic	6-0
Iowa State	1-1-1	Rush Medical	1-1
Jacksonville	0-1	Rutgers	28-16
Jacksonville State	1-0	Sacred Heart	2-1
James Madison	1-0	Saint Louis	13-4
Kalamazoo	14-1	St. Ambrose	0-1
Kansas State	0-2	St. Bernard	0-1
Kent State	7-7	St. Bonaventure	2-0
Kentucky	5-6	St. Edward's (TX)	0-6
Kentucky Wesleyan	1-0	St. Ignatius	3-0
Knox	5-3	<b>St. John's</b>	<b>21-13</b>
Lafayette	1-0-1	St. Joseph's (IN)	12-1
Lake Forest	4-1	St. Mary's (KY)	4-0
La Salle	7-0	St. Mary's (MN)	5-3
Lawrence	1-0	St. Mary's (TX)	8-7
Levis	5-5	St. Mary of the Plains	1-1
Lewis & Clark State	1-0	St. Norbert	2-0
Liberty	0-1	St. Procopius	1-1
Lipscomb	1-0	St. Thomas	3-0
Lombard	1-0	St. Viator	18-5
Long Beach State	1-2	Sam Houston State	1-0
LSU	2-2	San Diego	2-0
Louisiana Tech	3-0	San Diego State	1-0
<b>Louisville</b>	<b>4-5</b>	Santa Clara	0-1
Loyola (IL)	3-0	Schreiner	4-1
Loyola (LA)	2-1	Seton Hall	26-10
Loyola Marymount	1-0	Siena Heights	2-0
Luther	1-2	South Alabama	2-1
Maine	3-2	South Carolina	1-1
Manchester	7-0	South Dakota State	0-1
Mankato State	1-0	<b>South Florida</b>	<b>5-7</b>
Marian	3-0	USC	3-3
Marquette	2-0	Southern Illinois	10-4
Marshall	1-3	Southern Methodist	1-0
Memphis (State)	10-9	Southwestern (TN)	1-0
Mercer	3-3	Spring Hill	1-1
Miami (FL)	5-14	Stanford	0-3
Miami (OH)	1-11	Stetson	2-3
<b>Michigan</b>	<b>43-78</b>	Syracuse	1-0
<b>Michigan State</b>	<b>53-72</b>	Tennessee	1-4
Minnesota	23-19	Tennessee-Martin	1-1
Mississippi	1-4	Texas	3-3
Mississippi State	4-2	Texas A&M	2-2
Mississippi Valley State	2-0	Texas A&M Corpus Christi	1-0
Missouri	1-1	TCU	1-2
(Southwest) Missouri State	3-1	Texas Lutheran	4-4
Missouri Southern	1-2	Texas Wesleyan	0-2
Monmouth	2-0	<b>Texas-Pan American</b>	<b>4-5</b>
Mount St. Mary's	2-0	Texas-San Antonio	2-3
Murray State	4-3	Texas State (SW Texas)	3-4
Navy	8-3-1	Texas Tech	1-0
Nebraska	11-3	<b>Toledo</b>	<b>40-12</b>
Nevada	1-1	Transylvania	2-0
New Hampshire	0-1	<b>Trinity (TX)</b>	<b>10-0</b>
New Mexico	1-0	Tri-State	4-0
New Mexico State	1-1	Tufts	1-0
New Orleans	4-6	Tulane	5-9-1
New York Tech	1-0	Tulsa	0-5
Newman	1-0	UCLA	1-1
Niagara	2-1	Upper Iowa	1-0
North Carolina	1-2	<b>Valparaiso</b>	<b>69-20</b>
North Carolina State	0-1	Vanderbilt	4-2
UNC Wilmington	0-1	Vermont	1-1
North Central	1-0	<b>Villanova</b>	<b>28-6-1</b>
North Dakota State	1-0	Virginia	2-3
North Florida	1-1	Virginia Tech	7-6
Northeastern Illinois	7-2	Wabash	39-6
Northern Illinois	7-2	Wake Forest	2-4
Northern Iowa	2-0	University of Washington	5-3
Northwestern	71-58-1	Washington University	1-0
Northwood	3-1	Washington and Jefferson	1-0
<b>Oakland (MI)</b>	<b>11-0</b>	<b>Washington State</b>	<b>2-0</b>
Oberlin	2-1	Wayne State (IN)	5-0
Oglethorpe	1-1	Webber International	1-0
Ohio	14-16	<b>West Virginia</b>	<b>36-15</b>
<b>Ohio State</b>	<b>26-18</b>	Western Kentucky	1-0
Ohio Wesleyan	5-0	<b>Western Michigan</b>	<b>64-64-1</b>
Oklahoma	0-2	Wichita State	1-1
Oklahoma City	1-0	Williams	1-0
Old Dominion	0-1	Winona	1-0
Olivet	6-0	Windthrop	1-0
<b>Oral Roberts</b>	<b>3-10</b>	Wisconsin	62-53-3
Oregon State	0-1	Wisconsin-Milwaukee	10-3
University of the Pacific	1-0	Wright State	3-3
Pennsylvania	1-0	Xavier	56-20
Penn State	8-3	Yale	1-2
Pensacola	1-0		
Pepperdine	1-0		
<b>Pittsburgh</b>	<b>27-11</b>		
Portland	2-0		
Prairie View A&M	1-0		
Princeton	0-2		

**Bold** – 2009 opponents





# All-Time Series Results

## AIR FORCE

*Notre Dame leads 7-0*

3/16/1990	N	W	4	3
3/17/1990	N	W	4	3
3/15/1991	N	W	9	6
2/29/1992	N	W	12	4
2/24/1996	N	W	12	8
2/24/2000	N	W	6	0
2/24/2006	N	W	8	2

## AKRON

*Notre Dame leads 1-0*

3/17/2000	N	W	10	3
-----------	---	---	----	---

## ALABAMA

*Notre Dame leads 4-3*

3/19/1976	A	L	0	9
3/20/1976	A	W	5	0
3/10/1994	A	L	2	5
3/11/1994	A	W	5	4
3/12/1994	A	W	10	7
4/25/1995	H	W	5	3
4/26/1995	H	L	1	9

## ALBANY

*Notre Dame trails 0-1*

2/24/2008	N	L	4	12
-----------	---	---	---	----

## ALBION

*Notre Dame leads 8-1*

5/5/1894	H	W	3	2
6/9/1899	A	W	18	2
5/8/1902	H	W	21	7
5/9/1905	H	L	2	9
5/21/1906	H	W	6	1
5/8/1907	H	W	6	4
4/18/1908	H	W	18	0
4/14/1909	H	W	6	4
4/15/1911	H	W	28	4

## ALMA

*Notre Dame leads 1-0*

5/28/1957	N	W	18	2
-----------	---	---	----	---

## AMHERST

*Notre Dame leads 1-0*

6/15/1928	A	W	1	0
-----------	---	---	---	---

## ARKANSAS

*Series is tied 6-6*

4/28/1910	H	W	6	4
4/29/1910	H	L	1	5
4/26/1911	H	L	2	3
4/27/1911	H	L	2	4
4/24/1912	H	W	11	2
4/25/1912	H	L	5	6
4/26/1912	H	W	10	9
4/24/1913	H	W	17	3
4/26/1913	H	W	11	0
3/16/1973	N	L	5	6
3/17/1983	A	L	0	5
2/28/1997	N	W	(7)	8

## ARKANSAS-LITTLE ROCK

*Notre Dame leads 1-0*

3/15/2002	N	W	7	5
-----------	---	---	---	---

## ARKANSAS STATE

*Notre Dame leads 8-7*

4/1/1953	N	W	11	2
4/2/1953	A	W	9	0
4/17/1954	N	L	0	10
4/22/1954	A	L	3	4
4/23/1954	A	W	9	8
4/1/1959	A	W	12	5
4/18/1960	A	W	17	3
4/20/1960	A	W	15	4
3/27/1965	A	W	5	2
3/15/1971	A	L	2	5
3/16/1971	A	L	2	3
3/16/1971	A	L	8	11
3/29/1972	A	L	4	7
3/11/1974	N	L	3	6
3/13/1974	N	W	6	3

## ARMOUR INSTITUTE

*Notre Dame leads 7-0*

5/17/1910	H	W	19	4
5/21/1910	H	W	4	3
4/29/1911	H	W	10	5
4/18/1914	H	W	5	1
4/14/1915	H	W	14	2
4/25/1916	H	W	11	1
4/14/1930	H	W	12	4

## ARMY

*Notre Dame leads 5-1*

5/24/1913	A	L	0	3
5/13/1914	A	W	9	3
5/11/1940	A	W	6	2
2/28/1992	N	W	2	1
2/23/1996	N	W	(7)	12
2/27/1997	N	W	(7)	8

## ARIZONA

*Notre Dame trails 2-8*

4/7/1961	A	L	3	5
4/8/1961	A	L	4	12
4/8/1961	A	L	1	6
3/9/1993	A	L	6	19
3/10/1993	A	L	9	10
5/30/2003	A	W	13	5
3/12/2004	N	W	4	2
6/6/2004	H	L	6	7
3/5/2006	N	L	0	2
3/9/2008	N	L	0	16

## ARIZONA STATE

*Notre Dame trails 2-5*

3/20/1992	A	L	2	16
3/21/1992	A	L	5	10
3/22/1992	A	L	5	9
3/8/1993	A	W	11	4
4/26/2002	H	W	9	4
2/22/2003	A	L	3	16
2/23/2003	A	L	8	14

## AUBURN

*Notre Dame trails 0-4*

3/17/1976	N	L	2	10
3/17/1976	N	L	0	9
3/18/1976	N	L	6	8
5/29/1994	N	L	0	8

## AUSTIN PEAY

*Notre Dame trails 0-1*

4/22/1960	A	L	4	6
-----------	---	---	---	---

## BALL STATE

*Notre Dame leads 17-12*

4/27/1976	H	L	0	9
4/27/1976	H	W	5	0
4/26/1977	A	W	5	3
4/26/1977	A	W	7	5
4/15/1978	H	L	0	2
4/15/1978	H	L	0	8
4/20/1981	H	W	3	2
4/20/1981	H	W	8	0
4/18/1982	A	W	6	2
4/18/1982	A	L	4	8
4/13/1983	H	W	5	3
4/13/1983	H	L	1	9
4/2/1985	H	W	6	5
4/2/1985	H	L	3	8
3/28/1987	A	L	2	4
3/28/1987	A	W	3	2
5/11/1988	A	W	13	4
5/11/1988	A	W	2	0
4/4/1992	H	W	(7)	1
4/4/1992	H	L	0	3
4/7/1998	H	L	3	4
4/3/2001	H	L	3	4
4/16/2002	H	W	10	1
4/22/2003	H	L	1	3
4/27/2004	H	W	(15)	7
4/6/2005	H	L	5	14
5/5/2006	H	W	6	4
4/24/2007	H	W	7	3
3/25/2008	H	W	6	4

## BAYLOR

*Notre Dame trails 2-3*

4/1/1929	A	W	5	2
4/2/1929	A	W	12	6
3/18/1987	N	L	4	9
3/12/1995	N	L	1	2
3/14/1995	N	L	4	10

## BELOIT

*Notre Dame leads 18-9*

5/17/1900	H	L	1	2
5/11/1901	H	L	2	7
5/23/1901	H	L	1	9
5/22/1902	A	L	0	2
5/2/1903	H	W	12	6
5/28/1903	H	W	3	2
5/10/1904	A	L	1	4
6/7/1904	H	L	0	1
5/2/1905	A	L	0	2
5/2/1906	A	W	6	5
5/12/1906	N	W	11	5
5/31/1907	H	W	6	0
4/23/1908	H	W	3	2
4/28/1909	H	W	7	3
3/30/1909	A	L	2	4
5/7/1910	H	W	3	0
5/19/1910	H	W	3	1
5/9/1911	A	W	10	1
5/27/1911	H	W	6	3
6/1/1912	H	W	8	1
5/18/1913	H	W	2	1
5/23/1914	H	L	10	13
5/4/1915	H	W	15	6
3/6/1921	A	W	14	3
2/2/1922	A	W	16	7
5/25/1922	H	W	5	2
5/14/1923	H	W	6	0

## BETHANY

*Notre Dame leads 2-0*

4/23/1914	H	W	8	3
4/22/1915	H	W	7	3

## BETHEL

*Notre Dame leads 19-4*

4/24/1977	H	W	1	0
4/5/1977	H	W	12	1
4/5/1977	H	W	5	0
3/31/1978	H	W	17	0
4/6/1978	A	L	2	5
3/27/1979	A	W	14	2
4/12/1979	H	L	3	4
4/29/1980	A	W	14	0
4/29/1980	A	W	7	5
4/7/1981	H	W	13	10
4/7/1981	H	W	11	5
4/14/1982	A	W	1	0
4/14/1982	A	L	1	3
4/7/1983	H	W	3	2
4/7/1983	H	W	7	2
3/29/1984	A	L	11	12
4/11/1985	H	W	9	6
4/11/1985	H	W	8	5
4/3/1986	A	W	6	4
4/3/1986	A	W	7	5
4/21/1987	H	W	10	1
3/23/1988	A	W	5	1
3/23/1988	A	W	2	1

## BOSTON COLLEGE

*Notre Dame leads 23-9*

5/20/1908	A	W	9	0
6/7/1928	A	L	1	8
3/23/1996	A	W	(7)	9
3/23/1996	A	W	6	1
4/6/1997	H	W	(7)	11
4/6/1997	H	W	16	3
4/4/1998	A	W	(7)	5
4/4/1998	A	W	6	4
4/5/1998	A	W	16	6
4/17/1999	H	L	(8)	7
4/17/1999	H	W	9	6
4/18/1999	H	W	11	8
4/8/2000	H	W	12	1
4/8/2000	H	W	(7)	10
4/9/2000	H	L	1	11
5/17/2000	N	L	3	4
5/19/2000	N	L	5	6
5/12/2001	A	W	(7)	8
5/12/2001	A	W	8	4
5/13/2001	A	L	6	7
5/17/2002	H	W	8	2
5/18/2002	H	W	(7)	10
5/18/2002	H	W	5	2
4/10/2004	H	L	(7)	4
4/10/2004	H	W	6	4
5/27/2004	N	W	3	2
5/29/2004	N	W	11	5
4/9/2005	A	L	(7)	2
4/9/2005	A	W	3	2
4/10/2005	A	W	3	0
5/26/2005	N	W	6	5
3/2/2008	N	L	2	7

## BOWLING GREEN

*Notre Dame leads 38-23-1*

4/29/1960	A	L	2	3
4/30/1960	A	L	14	0
4/21/1961	H	L	6	9
4/22/1961	H	W	9	4
4/24/1962	A	W	4	2
5/22/1964	A	L	(10)	13
5/23/1964	A	W	6	4
5/14/1965	H	L	1	3
5/15/1965	H	W	5	3
5/6/1966	A	W	4	2
5/7/1966	A	L	4	5
4/28/1967	H	L	4	6
4/26/1968	A	W	5	4
4/27/1968	A	W	8	6
4/18/1969	H	L	0	3
4/19/1969	H	W	1	0
4/10/1970	A	L	2	9



# All-Time Series Results

3/22/2006	H	W	11	9
3/27/2007	H	L	4	2
3/17/2008	H	T	2	8

## COLLEGE OF CHARLESTON

<i>Notre Dame trails 0-1</i>				
6/2/2006	N	L (16)	4	5

## CHICAGO

<i>Notre Dame leads 27-6-1</i>				
5/15/1897	H	L	2	10
5/31/1898	H	W	12	9
5/20/1899	A	W	7	2
5/18/1900	H	W	7	2
5/4/1901	H	W	11	3
4/16/1932	A	W	3	0
4/27/1932	H	T	6	6
4/15/1933	A	L	5	6
4/25/1933	H	L	1	13
4/21/1934	H	L	12	14
5/22/1934	H	W	19	6
4/20/1935	A	W	12	6
4/30/1935	H	W	8	7
4/18/1936	H	W	8	2
5/5/1936	A	W	8	0
4/13/1937	H	W	16	9
4/22/1937	A	L	2	9
4/16/1938	A	W	3	2
4/30/1938	H	W	5	0
4/25/1939	A	W	9	7
4/16/1940	A	W	4	1
4/23/1940	A	W	9	4
4/15/1941	A	W	17	10
4/10/1943	H	W	21	1
5/7/1949	A	W	8	2
5/14/1949	H	W	14	3
4/18/1950	H	W	6	2
5/6/1950	A	L	16	18
5/17/1988	H	W	11	2
5/17/1988	H	W	8	5
5/15/1990	H	W	9	1
5/15/1990	H	W	4	1
5/14/1991	H	W	18	14
5/10/1997	H	W	3	1

## CHICAGO STATE

<i>Notre Dame leads 27-2</i>				
4/1/1986	H	W	8	4
3/27/1988	H	W	3	1
3/27/1988	H	W	3	0
3/29/1989	H	W	7	1
4/27/1989	H	W	7	4
4/27/1989	H	L	4	5
4/24/1990	H	W	5	4
4/24/1990	H	W	12	4
4/25/1990	H	W	6	3
4/25/1990	H	W	3	2
4/17/1991	H	W	5	1
4/17/1991	H	W	5	0
5/16/1994	H	W	5	1
5/16/1994	H	W	8	2
4/5/1995	H	W	4	1
4/10/1996	H	W	10	7
5/1/1997	H	W	7	5
4/8/1998	H	W	11	5
4/28/1999	H	L	4	6
4/18/2000	H	W	12	2
4/18/2000	H	W	4	1
4/10/2001	H	W	5	2
4/23/2002	H	W	16	7
4/10/2003	H	W	9	3
4/6/2004	H	W	15	5
3/30/2005	H	W	15	3
4/4/2006	H	W	6	4
3/28/2007	H	W	14	4
4/22/2008	H	W	12	2

## CHRISTIAN BROTHERS

<i>Notre Dame leads 6-3</i>				
3/17/1971	A	L	3	7
3/18/1971	A	W	8	0
3/31/1972	A	L	6	7
4/1/1972	A	W	9	0
4/1/1972	A	W	6	0
3/14/1977	H	W	5	2
3/14/1977	H	W	4	0
3/16/1977	H	L	0	8
2/27/1997	N	W	12	1

## CINCINNATI

<i>Notre Dame leads 20-12</i>				
4/17/1948	A	L	3	4
4/17/1948	A	L	1	2
4/13/1949	H	W	9	5
5/17/1952	A	W	12	2
4/13/1968	A	L	3	8
4/13/1968	A	W	7	1
5/7/1971	H	W	5	2
4/28/1972	A	L	2	6
5/1/1973	H	L	5	9
5/1/1973	H	W	9	2
4/10/1974	A	W	6	5
4/10/1974	A	W	4	3
5/1/1976	A	W	5	2

5/1/1976	A	L	0	10
4/29/1977	H	W	5	1
4/29/1977	H	W	5	0
4/29/1978	A	L	7	8
4/29/1978	A	L	6	9
3/29/1980	A	W	5	1
3/29/1980	A	W	6	2
4/4/1981	H	W	13	4
4/4/1981	H	W	17	9
3/30/1995	H	W	5	4
3/24/1998	H	W	3	2
5/13/2003	H	W	9	6
3/22/2005	H	W	10	4
4/5/2007	A	L	3	4
4/6/2007	A	L	3	4
4/7/2007	A	W	9	5
3/29/2008	H	L	3	5
3/29/2008	H	W	4	3
3/20/2008	H	L	3	4

## THE CITADEL

<i>Notre Dame leads 1-0</i>				
5/28/1994	N	W	5	1

## CLEMSON

<i>Notre Dame leads 1-0</i>				
5/27/1994	A	W	8	1

## CLEVELAND STATE

<i>Notre Dame leads 16-1</i>				
5/1/1992	H	W (5)	22	3
5/1/1992	H	W	20	9
4/12/1993	H	W	8	3
4/12/1993	H	W	11	5
5/13/1993	A	W	10	8
5/13/1993	A	W	10	4
4/18/1994	H	W	18	4
4/18/1994	H	W	14	5
4/14/1999	H	W	6	3
4/27/2000	H	W	9	6
3/21/2001	H	W	3	0
4/23/2003	H	W	13	1
4/28/2004	H	L	5	12
4/29/2005	H	W	7	6
4/30/2005	H	W	13	3
5/2/2006	H	W	12	1
3/20/2007	H	W	5	3

## COASTAL CAROLINA

<i>Notre Dame trails 0-1</i>				
2/25/2007	N	L	0	4

## COE

<i>Notre Dame leads 2-0</i>				
5/11/1928	A	W	7	5
5/18/1929	H	W	5	0

## COLGATE

<i>Notre Dame leads 4-2</i>				
5/26/1913	A	W	3	0
5/11/1915	H	W	10	1
3/27/1967	A	W	4	0
3/30/1967	A	L	3	13
4/2/1970	N	W	7	1
4/4/1970	N	L	3	4

## COLORADO STATE

<i>Notre Dame leads 1-0</i>				
6/9/1957	N	W	23	2

## COLUMBIA

<i>Notre Dame leads 1-0</i>				
3/11/1989	N	W	9	2

## CONCORDIA

<i>Notre Dame leads 1-0</i>				
4/8/1947	A	W	10	2

## CONNECTICUT

<i>Notre Dame leads 22-9-1</i>				
4/6/1996	H	W (7)	7	6
4/6/1996	H	L	9	10
3/29/1997	A	W (7)	7	2
4/3/1999	H	W (7)	11	7
4/3/1999	H	W	11	8
4/1/2000	A	W (7)	8	3
4/1/2000	A	L	1	8
4/2/2000	A	W	9	2
5/5/2001	H	W (7)	6	1
5/5/2001	H	W	13	12
5/6/2001	H	L	12	19
3/23/2002	A	L (7)	3	4
3/23/2002	A	L (11)	8	9
3/24/2002	A	L	6	13
4/26/2003	H	W (7)	3	2
4/26/2003	H	W	11	4
4/27/2003	H	W	6	3
5/9/2004	A	W (7)	4	0
5/9/2004	A	W	11	4
5/10/2004	A	W	16	8
4/16/2005	H	W (7)	3	2
4/16/2005	H	W	7	1
4/17/2005	H	W	9	7
4/29/2006	A	W	7	6

4/29/2006	A	W	7	3
4/30/2006	A	T (13)	1	1
5/17/2007	H	L	0	5
5/18/2007	H	W	5	4
5/19/2007	H	L	6	7
5/2/2008	A	L	7	9
5/3/2008	A	W	8	2
5/4/2008	A	W	4	3

## CORNELL

<i>Notre Dame leads 3-1</i>				
5/10/1915	H	W	5	2
6/16/1928	A	W	7	5
3/28/1986	N	L	2	4
3/18/1988	N	W	16	2

## CREIGHTON

<i>Notre Dame leads 8-3</i>				
3/13/1983	N	L	5	6
3/13/1997	N	W	7	3
3/15/1997	N	L	5	8
3/11/1999	N	W	5	4
3/13/1999	N	W	5	3
5/28/1999	H	W	8	1
3/11/2002	N	L	6	8
3/13/2002	N	W	6	2
3/15/2003	N	W	10	3
4/12/2003	N	W	2	1
4/13/2003	A	W	13	12

## DALLAS

<i>Notre Dame leads 3-0</i>				
3/22/1975	N	W	4	3
3/22/1975	N	W	2	1
3/8/1999	N	W	19	16

## DALLAS BAPTIST

<i>Series is tied 1-1</i>				
3/25/1975	N	L	0	4
3/25/1975	N	W	4	0

## DANIEL BAKER

<i>Notre Dame leads 2-0</i>				
4/3/1929	A	W	1	0
4/4/1929	A	W	8	2

## DARTMOUTH

<i>Notre Dame leads 2-0</i>				
5/18/1908	A	W	8	3
2/21/1991	N	W	4	2

## DAYTON

Notre Dame leads 45-12				
4/22/1922	A	W	10	0
4/22/1978	H	L	2	5
4/22/1978	H	W	8	3
4/21/1979	A	L	3	4
4/21/1979	A	W	4	1
4/19/1980	H	W	13	8
4/19/1980	H	W	13	12
3/29/1981	A	L	2	6
3/29/1981	A	W	19	3
4/24/1982	H	W	17	3
4/24/1982	H	W	7	3
3/27/1983	A	L	5	6
4/1/1984	H	W	3	1
4/1/1984	H	W	10	4
3/30/1988	H	L	0	3
3/30/1988	H	W	12	2
3/31/1988	H	W	3	2
3/31/1988	H	L	2	4
4/15/1989	A	W	6	5
4/15/1989	A	W	13	4
4/16/1989	A	L	3	7
4/16/1989	A	W	22	9
5/13/1989	H	W	9	4
5/13/1989	H	W	3	2
5/14/1989	H	L	3	5
5/14/1989	H	W	14	0
5/20/1989	H	W	20	4
4/7/1990	H	W	11	3
4/7/1990	H	W	6	4
4/8/1990	H	W	7	1
4/8/1990	H	W	10	9
4/22/1990	A	W	11	1
4/22/1990	A	W	14	2
4/23/1990	A	W	7	3
4/23/1990	A	L	5	6
5/18/1990	H	W	16	3
5/11/1991	A	W	6	4
5/11/1991	A	W	20	0
5/12/1991	A	W	10	2
5/12/1991	A	W	12	8
5/15/1991	H	W	8	2
5/9/1992	H	L (7)	2	5
5/9/1992	H	W (11)	7	5
5/10/1992	H	W	7	1
5/10/1992	H	W	10	5
5/14/1992	H	W	10	1
5/14/1993	H	W	9	4
5/14/1993	H	W (7)	14	6
5/15/1993	H	W	15	4
5/15/1993	H	W	19	12
4/4/2001	H	W	8	1
2/21/2003	H	W	10	9
2/26/2005	N	W	10	2
2/26/2005	N	L	9	13
2/27/2005	N	L	10	11
3/14/2007	N	W	11	4
3/17/2007	N	W	5	3

5/22/1988	H	L	6	9
5/18/1985	N	W	1	0
5/20/1989	H	W	11	2
5/18/1990	H	L	3	7
5/19/1990	H	L	7	8
4/6/1991	A	L	0	5
4/6/1991	A	W	12	6
4/7/1991	A	L	1	2
4/7/1991	A	W	5	0
5/17/1991	H	W	12	5
5/18/1991	H	W	12	5
4/10/1992	H	W	6	0
4/11/1992	H	W (7)	5	1
4/11/1992	H	W (7)	7	3
4/12/1992	H	W	4	0
5/16/1992	H	W	8	1
4/24/1993	A	L	3	11
4/24/1993	A	W	6	0
4/25/1993	A	L	0	3
5/21/1993	H	L	1	5
5/22/1993	H	W	22	5
4/23/1994	H	W	3	2
4/23/1994	H	L	5	9
4/24/1994	H	W	7	0
4/24/1994	H	W	12	0
5/20/1994	H	W	13	3
5/21/1994	H	W	10	2
2/27/1998	A	W	6	1
3/18/2005	A	L	3	10

#### FAIRFIELD

Notre Dame leads 1-0

3/2/2002	N	W	6	4
----------	---	---	---	---

#### FERRIS STATE

Notre Dame trails 3-6

4/18/1973	A	L	0	14
4/18/1973	A	W	1	0
4/22/1974	H	W	11	8
4/22/1974	H	L	13	14
5/3/1975	A	W	5	3
5/3/1975	A	L	1	2
4/21/1976	H	L	5	8
5/5/1977	A	L	2	8
5/5/1977	A	L	9	10

#### FLORIDA

Notre Dame trails 1-4

4/21/1930	A	W	5	4
4/21/1930	A	L	0	1
3/20/1979	A	L	1	6
3/21/1979	A	L	0	12
6/5/2005	A	L	3	23

#### FLORIDA A&M

Notre Dame leads 2-0

2/18/2005	N	W	18	3
2/19/2005	N	W	4	3

#### FLORIDA ATLANTIC

Notre Dame leads 2-0

3/2/2001	N	W	3	0
2/28/2004	A	W	3	2

#### FLORIDA GULF COAST

Notre Dame trails 0-1

3/16/2007	N	L	3	5
-----------	---	---	---	---

#### FLORIDA INTERNATIONAL

Notre Dame trails 1-6

2/19/1999	A	L	1	14
2/20/1999	A	L	2	3
2/21/1999	A	L	0	12
5/27/2001	H	L (10)	6	7
5/29/2001	H	W	5	2
5/29/2001	H	L	4	5
3/2/2002	N	L	4	13

#### FLORIDA MEMORIAL

Notre Dame leads 1-0

2/28/2004	N	W	12	3
-----------	---	---	----	---

#### FLORIDA SOUTHERN

Notre Dame trails 0-1

3/22/1978	N	L	0	12
-----------	---	---	---	----

#### FLORIDA STATE

Notre Dame trails 4-5

3/31/1956	N	L	5	12
4/5/1958	A	L	2	5
4/8/1958	A	L	2	3
5/28/1993	A	L	3	7
529/1993	A	W	4	3
1/30/1998	N	W	10	1
6/7/2002	A	W	10	4
6/9/2002	A	L	5	12
6/10/2002	A	W	3	1

#### FORDHAM

Notre Dame leads 2-1

5/21/1908	A	W	2	0
5/12/1913	A	W	6	3
5/12/1915	H	L	5	6

#### FRANKLIN COLLEGE

Notre Dame trails 0-1

5/2/2007	H	L	3	4
----------	---	---	---	---

#### FRESNO STATE

Notre Dame trails 1-4

3/31/1961	A	L	13	19
4/1/1961	A	L	2	8
5/26/1989	A	L	8	9

5/28/1989	A	L	4	11
3/14/2001	A	W	5	4

#### FURMAN

Series is tied 1-1

4/13/1925	A	W	10	3
4/14/1925	A	L	10	14

#### GEORGETOWN

Notre Dame leads 32-5

5/23/1908	A	W	11	2
5/12/1914	A	L	1	4
4/20/1996	A	L (7)	3	6
4/20/1996	A	W	7	3
4/21/1996	A	W	7	0
5/3/1997	H	W (7)	14	0
5/3/1997	H	W	11	1
5/4/1997	H	W	12	1
3/28/1998	H	W (7)	7	6
3/28/1998	H	W	19	7
3/29/1998	H	W	10	2
5/8/1999	A	W (7)	8	2
5/8/1999	A	W	11	5
5/9/1999	A	W	11	5
4/22/2000	A	W (7)	5	1
4/22/2000	A	W	12	1
4/12/2001	H	W (7)	15	4
4/12/2001	H	W	17	10
3/30/2002	A	W (7)	10	6
3/30/2002	A	W	12	3
3/29/2003	H	W (7)	6	2
3/29/2003	H	W	13	3
3/30/2003	H	W	12	5
4/17/2004	A	W (7)	18	7
4/17/2004	A	W	11	4
4/17/2004	A	W	9	6
3/24/2005	H	W (7)	6	2
3/25/2005	H	L (12)	8	9
3/24/2006	H	L	3	8
3/25/2006	H	W	12	2
3/26/2006	H	W	6	3
4/13/2007	H	W	10	0
4/14/2007	H	L	1	6
4/15/2007	H	W	11	2
3/20/2008	A	W	25	1
3/21/2008	A	W	7	1
3/22/2008	A	W	6	0

#### GEORGETOWN (KY)

Notre Dame leads 1-0

4/19/1922	A	W	12	0
-----------	---	---	----	---

#### GEORGE WASHINGTON

Notre Dame leads 1-0

3/11/1995	N	W	3	0
-----------	---	---	---	---

#### GEORGIA

Notre Dame leads 7-5

4/15/1925	A	W	15	0
4/16/1925	A	L	1	2
4/5/1926	N	L	6	7
4/6/1926	N	W	5	2
5/24/1926	H	W	4	2
5/25/1926	H	L	2	3
4/20/1927	A	W	4	0
4/21/1927	A	L	2	4
4/3/1958	A	W	4	2
4/11/1966	A	W	9	4
4/12/1966	A	L	16	17
3/5/2000	N	W	6	4

#### GEORGIA TECH

Notre Dame trails 4-6

4/12/1924	A	W	4	3
4/11/1925	A	L	1	6
4/2/1926	A	L	0	8
4/3/1926	A	L	4	12
4/23/1930	A	W	3	1
4/24/1930	A	W	5	3
4/15/1966	A	W	8	6
5/16/1966	A	L	2	9
2/17/1996	A	L	4	12
2/18/1996	A	L	4	9

#### GREAT LAKES

Notre Dame leads 14-8

5/1/1942	H	W	8	6
4/30/1943	A	L	3	8
6/11/1944	A	L	2	8
6/18/1944	H	L	7	13
6/6/1945	A	W	1	0
6/16/1945	H	L	0	5
6/1/1946	H	L	3	4
6/16/1946	A	W	2	0
6/29/1946	H	W	4	1
5/31/1950	A	W	17	6
5/19/1951	A	W	4	2
5/30/1951	H	L	4	7
5/11/1952	A	W	3	1
5/9/1953	A	W	13	8
6/6/1953	H	W	15	8
5/8/1954	A	L	3	7
5/22/1954	H	L	3	4
5/7/1955	A	W	10	4
5/14/1955	H	W	13	5
5/19/1956	A	W	3	2
6/1/1956	N	W	11	2
5/11/1957	H	W	9	0

#### GOSHEN

Notre Dame leads 4-0

3/9/1988	H	W	10	0
2/5/1990	H	W	3	0
4/25/1990	H	W	11	5
4/25/1990	H	W	8	7

#### HARVARD

Series is tied 1-1

6/9/1928	A	W	20	1
3/11/2007	N	L	0	4

#### HAWAII

Notre Dame trails 0-2

2/23/1990	A	L	0	6
2/24/1990	A	L	7	12

#### HILLSDALE

Notre Dame leads 14-0

4/23/1903	H	W	24	0
4/23/1906	H	W	17	0
4/20/1907	H	W	11	3
5/12/1909	H	W	13	0
4/24/1931	H	W	6	1
4/15/1968	A	W	8	1
5/7/1969	H	W	4	3
5/6/1970	A	W	13	0
5/4/1971	H	W	4	1
5/4/1971	H	W	16	4
5/2/1972	A	W	4	0
5/2/1972	A	W	4	0
3/29/2001	H	W	9	2
4/1/2004	H	W	10	2

#### HOPE COLLEGE

Notre Dame leads 2-0

4/17/1926	H	W	16	1
4/6/1964	H	W	6	5

#### HOUSTON

Notre Dame trails 0-1

3/17/1985	A	L	4	14
-----------	---	---	---	----

#### HUNTINGTON

Notre Dame leads 11-0

5/4/1978	H	W	3	2
4/20/1979	A	W	3	2
4/20/1979	A	W	9	1
4/25/1980	H	W	15	7
4/25/1980	H	W	7	6
3/28/1981	A	W	6	5
3/28/1981	A	W	1	0
3/24/1982	H	W	2	0
3/24/1982	H	W	11	1
5/5/1984	H	W	14	4
5/5/1984	H	W	14	0

#### ILLINOIS

Notre Dame trails 23-37

5/9/1895	H	W	8	7
5/26/1896	H	L	7	12
5/27/1897	H	L	8	9
5/11/1899	H	W	15	0
5/6/1901	H	L	2	5
5/13/1901	H	W	10	7
4/30/1903	H	L	5	8
6/1/1903	H	L	2	4
5/2/1904	H	L	1	2
6/4/1904	A	L	0	1
4/26/1906	H	L	9	12
5/18/1906	A	L	1	12
4/24/1907	H	W	6	4
5/23/1907	H	L	0	1
4/14/1916	H	L	2	7
4/15/1916	H	L	0	6
4/13/1917	A	L	1	5
4/14/1917	A	L	6	9
5/2/1919	A	L	3	5
3/5/1919	A	L	5	9
4/23/1920	A	L	4	7
4/24/1920	A	L	3	8
5/2/1921	A	L	2	5
5/3/1921	A	L	1	3
5/19/1922	A	L	3	11
4/21/1923	A	L	4	10
5/18/1923	A	L	0	3
6/9/1923	H	W	4	2
5/16/1924	A	W	7	0
5/15/1925	A	L	1	12
5/14/1926	A	L	4	7
5/4/1927	A	W	3	0
5/18/1928	H	L	3	5
5/17/1929	A	L	0	9
5/16/1930	H	W	7	5
4/27/1935	A	W	2	1
4/25/1936	H	W	5	4
4/17/1937	A	W	7	6
5/10/1938	H	W	8	2
4/8/1939	A	W	4	2
4/29/1949	A	W	6	1
4/30/1949	A	W	5	1
5/26/1950	H	L	0	21
5/27/1950	H	L	1	4
5/11/1951	A	L	1	10
5/12/1951	A	L	3	20
4/17/1953	H	W	13	2
4/18/1953	H	L	0	8
4/2/1956	H	W	6	5
4/16/1960	A	W	3	2
6/1/1963	A	L	0	4
4/15/1992	H	L	2	7
2/21/1992	A	L	12	

# All-Time Series Results

3/21/1995	A	L	8	12
3/27/1996	H	W	5	4

## INDIANA TECH

<i>Notre Dame leads 4-1</i>				
3/30/1996	H	W (7)	5	0
3/30/1996	H	W	13	4
4/17/1997	H	W (10)	8	7
3/25/1998	H	L	2	7
3/27/1998	H	W	15	3

## INDIANAPOLIS

<i>Notre Dame leads 2-0</i>				
4/21/1995	H	W	4	3
4/21/1995	H	W	3	2

## IOWA

<i>Notre Dame leads 40-25-1</i>				
5/17/1918	H	L	1	2
5/22/1918	H	W	4	3
5/17/1919	A	W	4	3
5/23/1919	H	W	8	0
5/21/1920	A	W	9	8
5/29/1920	H	W	3	2
5/6/1921	A	W	4	2
5/8/1923	H	W	1	0
5/26/1923	A	W	3	2
5/20/1924	H	L	2	3
5/24/1924	A	W	9	3
5/1/1925	A	W	5	2
6/13/1925	H	W	4	1
5/15/1926	H	W	5	1
5/22/1926	A	L	2	3
5/19/1927	A	L	4	8
5/27/1927	H	L	0	2
4/22/1929	H	L	7	13
5/3/1929	A	W	7	2
5/10/1930	H	W	5	4
5/24/1930	A	W	8	4
4/27/1931	H	W	10	4
5/23/1931	A	L	1	8
5/20/1932	H	W	7	5
5/21/1932	H	L	4	5
5/10/1933	H	W	8	5
5/11/1933	H	W	2	0
5/18/1934	H	L	6	7
5/19/1934	H	W	17	2
4/24/1935	H	L	1	11
4/25/1935	H	W	5	3
5/30/1936	H	L	5	10
6/4/1937	H	L	1	6
6/5/1937	H	W	3	2
4/25/1938	H	L	9	13
4/25/1938	H	W	2	1
5/26/1939	A	L	4	8
5/27/1939	A	W	1	0
4/19/1941	A	L	0	3
4/19/1941	A	W	4	2
4/15/1942	H	L	5	10
4/16/1942	H	L	1	4
5/7/1946	A	W	3	0
5/8/1946	A	W	9	4
4/30/1947	H	W	3	2
4/23/1948	A	W	8	7
4/24/1948	A	L	3	4
4/11/1949	H	L	1	8
4/12/1949	H	W	4	3
4/18/1951	H	W	3	0
4/19/1951	H	W	11	10
4/15/1952	A	L	2	7
4/16/1952	A	L	2	3
4/13/1953	H	T	4	4
4/14/1953	H	W	8	2
5/17/1954	A	L	1	18
5/18/1954	A	W	4	1
4/20/1956	A	W	5	4
4/21/1956	A	L	1	6
3/16/2000	N	W	3	2
3/11/2006	N	W	16	2
3/13/2006	N	W	6	2
3/16/2006	N	W	7	5
3/17/2006	N	L	8	10
3/3/2007	N	L (6)	1	8
2/23/2008	N	W (10)	14	13

## IOWA STATE

<i>Series is tied 1-1-1</i>				
5/16/1919	A	T	5	5
5/21/1926	A	W	7	0
6/8/1957	N	L	8	13

## JACKSONVILLE

<i>Notre Dame trails 0-1</i>				
3/12/2003	A	L (10)	6	9

## JACKSONVILLE STATE

<i>Notre Dame leads 1-0</i>				
3/18/1976	N	W	15	5

## JAMES MADISON

<i>Notre Dame leads 1-0</i>				
2/19/1999	N	W	8	4

## KALAMAZOO

<i>Notre Dame leads 14-1</i>				
6/8/1899	A	W	9	8
6/8/1900	H	W	5	4
4/21/1902	H	W	9	5
4/22/1903	H	W	13	9
5/30/1903	H	L	0	2
4/22/1905	H	W	13	9
4/21/1906	H	W	18	0
4/21/1908	H	W	19	0
4/17/1909	H	W	22	1
4/14/1910	H	W	13	3
4/29/1920	H	W	3	2
4/20/1921	H	W	4	3
5/13/1922	H	W	5	3
4/14/1923	H	W	13	4
4/17/1928	H	W	3	0

## KANSAS STATE

<i>Notre Dame trails 0-2</i>				
3/14/1983	N	L	0	9
3/15/1983	N	L	3	5

## KENT STATE

<i>Series is tied 7-7</i>				
5/2/1959	A	L	5	11
5/2/1959	A	W	8	2
5/28/1960	H	W	2	0
5/28/1960	H	W	3	1
5/9/1962	H	W	11	3
5/7/1965	A	L	2	5
5/8/1965	A	L	3	5
4/29/1966	H	W	3	1
4/30/1966	H	W	8	6
4/21/1967	A	L	5	9
4/19/1968	H	L	6	7
4/20/1968	H	L	8	16
6/4/2004	H	L	1	2
6/5/2004	H	W	7	1

## KENTUCKY

<i>Notre Dame trails 5-6</i>				
5/13/1903	H	W	4	3
4/23/1912	H	W	15	2
4/6/1923	A	L	2	4
3/23/1927	A	W	3	2
3/7/1992	N	L	1	8
3/8/1992	N	W	6	2
3/19/1993	A	W	7	6
3/20/1993	A	L	10	13
3/12/1993	A	L	7	8
3/21/1993	A	L	6	9
6/3/2006	A	L	4	10

## KENTUCKY WESLEYAN

<i>Notre Dame leads 1-0</i>				
4/18/1924	A	W	3	2

## KNOX

<i>Notre Dame leads 5-3</i>				
5/17/1902	H	W	6	5
5/24/1902	A	L	5	6
4/27/1907	H	W	3	1
4/30/1907	A	W	9	4
5/6/1908	H	W	22	3
5/25/1923	A	W	8	0
4/12/1952	A	L	4	6
4/12/1958	A	L	2	10

## LAFAYETTE

<i>Notre Dame leads 1-0-1</i>				
3/28/1967	A	W	2	1
3/31/1967	A	T	1	1

## LAKE FOREST

<i>Notre Dame leads 4-1</i>				
5/18/1900	H	W	20	5
6/1/1913	H	L	5	7
5/26/1914	H	W	11	0
4/17/1915	H	W	13	1
5/16/1916	H	W	17	1

## LA SALLE

<i>Notre Dame leads 7-0</i>				
4/9/1993	H	W	4	3
4/10/1993	H	W	20	0
4/10/1993	H	W	6	2
4/11/1993	H	W (7)	8	3
3/26/1994	A	W	9	2
3/26/1994	A	W	21	1
5/18/1994	H	W	21	1

## LAWRENCE

<i>Notre Dame leads 1-0</i>				
5/1/1903	H	W	7	4

## LEHIGH

<i>Notre Dame trails 0-1</i>				
3/6/2008	N	L	2	4

## LEWIS

<i>Series is tied 5-5</i>				
4/19/1962	A	W	14	4
5/10/1963	H	W	3	1

5/11/1963	H	W	13	2
5/11/1983	H	L	4	7
5/11/1983	H	L	0	2
5/6/1984	A	L	0	4
5/6/1984	A	W	6	3
4/23/1985	H	L	4	9
4/23/1985	H	W	11	5
4/22/1986	A	L	0	18

## LEWIS & CLARK STATE

<i>Notre Dame leads 1-0</i>				
3/8/1996	N	W	12	6

## LIBERTY

<i>Notre Dame trails 0-1</i>				
2/22/2008	N	L	2	6

## LIPSCOMB

<i>Notre Dame leads 1-0</i>				
4/21/1960	A	W	7	6

## LOMBARD

<i>Notre Dame leads 1-0</i>				
5/2/1925	A	H	13	0

## LONG BEACH STATE

<i>Notre Dame trails 1-2</i>				
5/30/1993	N	L	3	13
3/9/1996	N	W	8	4
2/21/1997	A	L	8	10

## LSU

<i>Series is tied 2-2</i>				
4/7/1928	A	W	5	3
3/30/1964	A	L (10)	2	9
3/31/1964	A	L (12)	7	8
3/12/1991	A	W	6	3

## LOUISIANA TECH

<i>Notre Dame leads 3-0</i>				
5/12/1936	H	W	3	1
5/12/1937	H	W	9	4
5/13/1937	H	W	4	3

## LOUISVILLE

<i>Notre Dame trails 4-5</i>				
4/18/1922	A	W	13	4
3/6/1992	A	W	3	2
5/5/2006	H	W	11	3
5/6/2006	H	L	4	5
5/7/2006	H	L	6	9
5/27/2006	N	W	7	0
5/12/2007	A	L	1	3
5/13/2007	A	L	3	4
5/14/2007	A	L	3	7

## LOYOLA (IL)

<i>Notre Dame leads 3-0</i>				
5/2/1911	A	W	15	1
6/13/1912	H	W	14	2
4/26/1924	H	W	5	0

## LOYOLA (LA)

<i>Notre Dame leads 2-1</i>				
3/25/1964	A	W	4	1
3/26/1964	A	L	5	9
2/14/1998	N	W	5	2



5/26/1921	H	W	8	4
4/29/1922	H	W	12	6
5/6/1922	A	W	3	1
4/18/1923	H	W	16	9
5/4/1923	A	L	5	6
6/6/1924	A	W	4	3
6/14/1924	H	W	8	2
5/23/1925	H	W	11	7
6/6/1925	A	L	4	5
6/5/1926	A	L	2	5
6/12/1926	H	W	6	0
5/7/1927	H	L	1	4
5/25/1927	A	W	5	0
6/2/1928	H	W	8	0
5/10/1929	A	W	9	1
5/16/1929	H	W	12	5
5/3/1930	A	L	2	3
5/26/1930	H	L	3	5
5/14/1932	A	L	2	5
6/4/1932	H	W	6	3
5/3/1933	A	L	3	5
6/3/1933	H	L	5	14
5/9/1934	H	L	1	8
6/2/1934	H	L	9	13
5/2/1935	A	L	4	5
6/1/1935	H	W	2	1
4/30/1936	A	W	12	3
6/6/1936	H	W	6	4
5/1/1937	A	L	1	7
5/26/1937	H	L	3	10
5/7/1938	A	L	2	5
5/24/1938	H	W	9	1
5/6/1939	A	L	9	14
6/3/1939	H	L	3	4
5/4/1940	A	L	1	2
6/1/1940	H	L	2	4
5/7/1941	H	W	14	5
5/10/1941	A	L	2	10
4/27/1943	A	W	12	2
4/29/1943	H	W	8	0
5/11/1946	A	W	5	4
4/26/1947	A	L	4	7
5/23/1947	H	W	10	2
5/22/1948	A	W	5	4
5/29/1948	H	W	10	1
5/4/1949	A	L	5	7
5/28/1949	H	L	8	10
5/4/1950	H	L	10	11
5/24/1950	A	L	1	7
4/25/1951	H	L	1	9
5/9/1951	A	L	2	3
5/7/1952	A	W	4	2
5/28/1952	H	W	5	4
5/6/1953	A	L	5	8
5/27/1953	H	L	2	4
5/5/1954	A	L	1	8
5/26/1954	H	L	4	6
5/18/1955	A	L	4	5
5/25/1955	H	L	4	5
5/16/1956	A	W	8	2
5/21/1956	H	L	4	5
4/30/1957	H	L	3	4
5/13/1957	A	W	3	1
5/7/1958	A	W	7	0
5/5/1959	H	W	3	1
5/13/1959	A	L	4	5
5/11/1960	H	L	3	5
5/18/1960	A	W	8	1
5/4/1961	H	L	3	6
5/24/1961	A	L	4	5
5/16/1962	A	L	0	4
5/5/1964	H	W	9	8
5/10/1965	A	L	0	3
5/17/1965	H	L	6	8
5/9/1966	A	L	0	5
5/16/1966	A	L	3	7
5/1/1967	A	W	5	4
5/9/1967	H	W	5	4
4/23/1968	H	L	2	15
5/7/1968	A	L	2	6
5/6/1969	H	L	12	17
4/1/1970	N	L	3	11
4/3/1970	N	L	11	12
5/2/1970	H	W	9	8
5/12/1970	A	L	1	4
5/11/1971	H	L	2	5
4/25/1972	A	L	1	16
4/25/1972	A	L	3	4
4/28/1974	A	L	2	5
4/28/1974	A	L	0	3
4/29/1975	H	L	2	10
4/29/1975	H	L	1	2
5/13/1983	H	W	7	5
5/13/1983	H	W	2	1
4/11/1984	A	L	1	7
4/11/1984	A	L	2	7
4/4/1985	H	L	1	3
4/4/1985	H	L	5	6
4/8/1986	A	L	7	8
4/8/1986	A	W	20	11
4/7/1987	H	L	10	13
4/7/1987	H	L	8	10
4/23/1988	A	L	1	13
4/23/1988	A	L	5	6
4/28/1998	H	L	1	4

#### MINNESOTA

<i>Notre Dame leads 23-19</i>				
6/20/1894	H	L	1	3
6/7/1900	H	W	7	3
4/24/1901	H	W	7	6
5/20/1901	H	L	5	10

5/21/1901	H	L	4	5
5/19/1902	A	W	9	5
5/20/1902	A	L	5	9
6/5/1902	A	W	22	2
5/12/1904	H	W	13	3
5/21/1904	H	W	18	1
5/3/1906	A	W	9	0
4/4/1906	A	L	4	7
5/30/1906	H	L	5	8
5/31/1906	H	W	3	0
4/4/1907	A	W	5	0
5/30/1907	H	L	1	2
5/20/1909	A	W	12	6
5/28/1909	A	L	2	3
5/28/1909	A	L	1	2
5/21/1924	H	W	11	5
6/1/1925	H	L	2	3
5/21/1927	A	W	4	1
5/1/1928	H	W	7	2
5/24/1929	A	W	18	2
5/25/1929	A	W	4	2
4/22/1949	H	W	8	6
4/23/1949	H	W	4	0
5/12/1950	A	W	6	1
5/13/1950	A	L	5	15
5/29/1956	A	W	4	3
5/30/1956	A	L	5	15
5/30/1956	A	L	1	10
5/29/1958	N	W	11	7
5/29/1959	H	W	12	4
5/29/1960	A	L	6	15
6/4/1970	N	W	6	2
3/19/1984	N	L	4	7
3/30/1991	A	L	5	9
4/4/2000	A	L	7	9
4/4/2003	A	L	2	8
2/29/2004	N	W	19	7
3/4/2006	A	L	0	8

#### MISSISSIPPI

<i>Notre Dame trails 1-4</i>				
4/4/1953	A	W	6	5
3/28/1959	A	L	2	3
3/18/1981	A	L	5	11
3/19/1981	A	L	5	7
2/23/1997	N	L	5	11

#### MISSISSIPPI STATE

<i>Notre Dame leads 4-2</i>				
5/27/1993	N	W	15	1
5/27/2000	A	L	1	8
5/28/2000	A	W	7	0
5/28/2000	A	L	9	10
2/17/2001	A	W	7	5
2/18/2001	A	W (11)	4	2

#### MISSISSIPPI VALLEY STATE

<i>Notre Dame leads 2-0</i>				
4/29/2008	H	W	4	0
4/30/2008	H	W	13	2

#### MISSOURI

<i>Series is tied 1-1</i>				
2/22/2002	N	W (10)	7	6
2/26/1999	N	L (8)	1	13

#### (SOUTHWEST) MISSOURI STATE

<i>Notre Dame leads 3-1</i>				
3/19/1983	A	L	1	13
3/19/1983	A	W	9	7
3/10/2005	N	W	6	4
3/12/2005	N	W	12	11

#### MISSOURI SOUTHERN

<i>Notre Dame trails 1-2</i>				
3/19/1982	A	L	3	4
3/20/1982	A	L	8	9
3/18/1983	A	W	13	1

#### MONMOUTH

<i>Notre Dame leads 2-0</i>				
5/23/1902	A	W	12	1
5/1/1907	A	W	2	0

#### MOUNT ST. MARY'S

<i>Notre Dame leads 2-0</i>				
5/13/1912	A	W	6	5
5/1/2008	N	W	5	0

#### MURRAY STATE

<i>Notre Dame leads 4-3</i>				
4/14/1960	A	W	8	1
3/22/1971	A	W	6	5
3/23/1971	A	L	0	1
3/24/1972	A	W	9	5
3/25/1972	A	L	7	8
3/25/1972	A	W	6	3
3/19/1977	N	L	0	17

#### NAVY

<i>Notre Dame leads 8-3-1</i>				
5/21/1913	A	L	1	7
5/16/1914	A	W	4	2
5/15/1915	H	L	2	5
6/1/1929	H	W	6	4
5/9/1931	H	W	5	2
5/10/1940	A	W	5	4
5/17/1941	H	L	4	5
2/28/1992	N	W	7	6
2/23/1996	N	W (7)	1	0
3/13/2001	N	T (10)	4	4

3/10/2003	N	W	7	3
3/14/2003	N	W	11	2

#### NEBRASKA

<i>Notre Dame leads 11-3</i>				
5/17/1897	H	W	6	5
5/22/1899	H	W	16	8
5/12/1900	H	W	12	5
5/8/1901	H	W	16	10
5/9/1902	H	W	2	0
5/8/1903	H	W	13	2
5/3/1904	H	L	4	5
5/11/1906	H	W	8	3
5/14/1907	H	W	4	0
2/22/1991	N	W	8	5
3/13/1995	N	W (11)	5	3
2/28/2003	N	L	1	7
3/3/2006	N	L	1	11
3/4/2007	N	W (7)	16	6

#### NEVADA

<i>Series is tied 1-1</i>				
3/30/1961	A	L (10)	15	16
3/5/1995	N	W	11	4

#### NEW HAMPSHIRE

<i>Notre Dame trails 0-1</i>				
6/11/1928	A	L	0	9

#### NEW MEXICO

<i>Notre Dame leads 1-0</i>				
3/12/2001	N	W	3	0

#### NEW MEXICO STATE

<i>Series is tied 1-1</i>				
3/15/1973	N	W	2	0
3/16/1973	L	1	4	

#### NEW ORLEANS

<i>Notre Dame trails 4-6</i>				
3/8/1974	A	W (10)	6	5
3/9/1974	A	W (10)	3	2
3/10/1974	A	L	1	2
3/1/1996	A	W	8	3
2/22/1996	A	L	7	11
3/3/1996	A	L	7	12
2/14/1998	A	L (11)	3	4
2/27/1999	A	W	14	11
2/17/2001	N	L	6	7
2/23/2002	A	L	7	8

#### NEW YORK TECH

<i>Notre Dame leads 1-0</i>				
3/15/2007	N	W	12	1

#### NEWMAN

<i>Notre Dame leads 1-0</i>				
2/22/2003	N	W	15	5

#### NIAGARA

<i>Notre Dame leads 2-1</i>				
5/24/1916	H	W	1	0
5/16/1917	H	L	4	6
5/17/1917	H	W	5	2

# All-Time Series Results

5/25/1945	A	W	3	1
5/26/1945	A	W	11	8
4/20/1946	H	W	9	3
4/20/1946	H	W	10	4
5/16/1947	A	W	7	5
5/14/1948	H	L	3	6
5/15/1948	H	W	6	0
4/14/1949	A	W	4	1
5/19/1950	H	L	0	2
5/20/1950	H	L	8	12
4/14/1951	A	W	1	0
4/18/1952	H	L	5	8
4/19/1952	H	W	3	1
4/19/1952	H	W	4	1
4/10/1953	A	W	6	4
4/11/1953	A	L	0	8
5/28/1954	H	L	1	11
5/29/1954	H	W	3	1
4/15/1955	A	W	4	3
4/16/1955	A	L	2	3
4/16/1955	A	L	5	6
3/19/1976	N	L	0	3
3/20/1976	N	W	4	2
2/23/1991	N	L	1	6
2/24/1991	N	L (11)	11	12
2/25/2000	N	L	4	5
5/31/2002	H	W	8	6
6/2/2002	H	W	9	6

## OHIO WESLEYAN

<i>Notre Dame leads 5-0</i>				
5/12/1903	H	W	11	0
6/4/1903	H	W	5	2
6/6/1906	H	W	4	2
6/7/1906	H	W	7	1
4/25/1914	H		12	0

## OKLAHOMA

<i>Notre Dame trails 0-2</i>				
3/15/1982	A	L	3	15
2/26/2006	N	L	3	4

## OKLAHOMA CITY

<i>Notre Dame leads 1-0</i>				
3/16/1982	A	W	19	7

## OLD DOMINION

<i>Notre Dame trails 0-1</i>				
5/26/1994	N	L	5	9

## OLIVET

<i>Notre Dame leads 6-0</i>				
5/5/1909	H	W	8	2
5/10/1910	H	W	16	1
4/10/1911	H	W	7	6
4/9/1912	H	W	8	0
4/12/1913	H	W	9	1
4/11/1914	H	W	14	2

## ORAL ROBERT'S

<i>Notre Dame trails 3-10</i>				
3/10/1973	N	W	12	3
3/11/1973	N	L	6	7
3/17/1982	A	L	2	5
3/17/1982	A	L	1	2
3/18/1982	A	L	0	13
3/13/1983	A	L	3	12
3/14/1983	A	L	0	8
5/21/1983	A	L	5	18
5/17/1985	A	L	13	14
5/18/1985	A	L	0	12
3/13/1996	N	W	6	2
3/16/1996	N	W	10	6
3/11/2005	N	L	8	15

## OREGON STATE

<i>Notre Dame trails 0-1</i>				
3/26/1986	N	L	1	4

## UNIVERSITY OF THE PACIFIC

<i>Notre Dame leads 1-0</i>				
3/10/2001	A	W	5	2

## PENNSYLVANIA

<i>Notre Dame leads 1-0</i>				
3/10/1989	N	W	15	8

## PENN STATE

<i>Notre Dame leads 8-3</i>				
5/21/1909	H	W	9	0
5/11/1912	A	W	6	1
5/20/1913	A	W	5	3
6/11/1957	N	L	4	5
3/8/1997	N	L	2	9
3/12/1997	N	W (11)	9	8
3/6/1999	N	L	5	6
3/7/1999	N	W	3	1
3/10/1999	N	W	6	3
3/8/2004	N	W	8	2
3/11/2004	N	W	4	2

## PENSACOLA

<i>Notre Dame leads 1-0</i>				
5/21/1949	H	W	12	0

## PEPPERDINE

<i>Notre Dame leads 1-0</i>				
2/26/1995	N	W	14	5

## PITTSBURGH

<i>Notre Dame leads 27-11</i>				
4/27/1951	A	W	5	3
4/28/1951	A	W	10	5
5/2/1952	H	W	18	3
5/3/1952	H	W	9	4
3/5/1989	N	W	16	9
4/30/1996	H	W (7)	8	3
4/30/1996	H	W	2	0
4/27/1997	A	W (8)	11	8
4/27/1997	A	L	6	7
4/18/1998	N	W (7)	11	0
4/18/1998	N	W	12	1
4/10/1999	H	W (7)	4	1
4/10/1999	H	W	3	2
4/11/1999	H	W	9	8
5/6/2000	H	W (7)	7	0
5/6/2000	H	W	11	8
5/7/2000	H	L (10)	18	22
5/18/2000	N	W	15	7
3/23/2001	A	W (7)	3	0
3/23/2001	A	W	3	0
4/11/2002	H	L (7)	5	7
4/11/2002	H	W	12	2
4/17/2003	H	W (7)	5	2
4/17/2003	H	L	3	5
4/25/2004	A	L (7)	6	8
4/25/2004	A	L	6	7
5/14/2005	A	L (7)	1	4
5/14/2005	A	L	5	8
5/15/2005	A	W	21	1
5/27/2005	N	W	4	2
5/28/2005	N	W	11	4
3/31/2006	H	W	6	1
4/1/2006	H	W	4	3
4/2/2006	H	W	9	8
3/30/2007	A	L	2	4
3/31/2007	A	L	0	5
5/9/2008	H	W	5	4
5/10/2008	H	L	3	5

## PORTLAND

<i>Notre Dame leads 2-0</i>				
5/27/1989	N	W	8	6
3/17/2001	N	W	7	6

## PRAIRIE VIEW A&M

<i>Notre Dame leads 1-0</i>				
2/17/2007	N	W	15	8

## PRINCETON

<i>Notre Dame trails 0-2</i>				
5/14/1914	A	L	1	4
5/13/1915	H	L	5	6

## PROVIDENCE

<i>Notre Dame leads 7-3</i>				
6/14/1928	A	L	1	6
3/24/1996	A	L (7)	2	18
3/24/1996	A	W	10	7
5/17/1996	N	W	4	2
4/5/1997	H	W (7)	10	5
4/5/1997	H	W	14	10
5/16/1998	N	W	9	7
4/1/1999	H	W (7)	5	4
4/1/1999	H	W	6	5
5/22/1999	N	L	4	8

## PURDUE

<i>Notre Dame leads 78-37-3</i>				
5/22/1894	H	L	2	3
5/30/1895	H	W	11	6
5/4/1899	A	W	10	5
4/27/1900	H	L	7	10
5/3/1900	H	W	8	6
4/19/1901	H	W	7	6
5/3/1901	H	W	25	14
5/2/1902	A	W	8	5
6/7/1902	H	T	2	2
5/16/1903	H	W	8	1
6/6/1903	H	W	2	1
5/26/1904	H	W	11	2
6/3/1904	A	W	13	4
5/12/1905	H	L	2	9
6/2/1905	A	L	1	3
5/10/1906	H	W	4	2
5/17/1906	A	L	4	8
5/18/1907	A	W	6	2
5/25/1907	H	W	4	3
5/2/1916	H	W	1	0
5/25/1916	H	W	4	0
5/5/1917	H	W	9	5
5/8/1918	A	W	7	5
5/25/1918	H	W	8	1
5/6/1919	A	W	16	6
5/24/1919	H	W	13	1

5/4/1920	A	L	4	8
6/6/1920	H	W	12	11
4/19/1921	A	W	4	1
5/21/1921	H	W	8	1
5/10/1922	H	W	2	1
5/17/1922	A	W	4	0
4/9/1923	A	W	3	0
5/29/1923	H	W	6	0
5/5/1925	A	L	3	5
5/5/1926	H	L	5	8
5/26/1931	H	W	10	7
4/28/1933	A	T	9	9
4/29/1933	A	W	8	7
4/27/1934	H	L	13	14
4/28/1934	H	L	6	9
5/24/1934	H	W	13	5
4/17/1935	A	L	5	9
5/18/1935	H	W	13	4
4/22/1936	H	W	18	15
5/20/1936	A	L	4	6
5/15/1937	H	W	15	0
5/25/1937	A	W	6	1
4/26/1939	H	W	9	0
5/16/1939	A	W	6	1
4/29/1940	H	L	2	3
5/14/1940	A	L	1	2
4/10/1941	A	T	3	3
4/7/1942	A	W	12	3
4/23/1942	H	W	4	3
5/6/1944	A	L	2	5
6/17/1944	H	W	15	0
4/23/1946	A	W	11	4
6/6/1946	H	W	9	2
5/20/1947	H	W	4	3
5/20/1947	H	L	3	5
5/25/1948	H	W	5	3
5/25/1948	H	L	2	3
6/1/1949	A	W	5	4
6/11/1949	A	W	1	0
5/2/1950	A	L	8	11
5/16/1950	H	L	4	6
5/1/1951	H	W	5	2
5/22/1951	A	L	5	8
4/22/1952	H	W	3	2
5/19/1953	A	W	2	1
4/27/1954	A	W	16	1
5/11/1954	H	L	0	7
5/3/1955	A	L	2	3
5/17/1955	H	W	7	4
4/24/1956	A	L	3	4
5/8/1956	H	W	15	0
5/15/1958	H	W	7	5
4/29/1958	A	W	14	1
4/26/1960	A	W	7	2
4/11/1961	H	L	2	5
4/10/1962	A	W	6	4
4/15/1964	H	W	9	4
4/14/1965	A	W	4	2
4/17/1967	H	W	8	1
4/9/1968	A	W	7	0
3/25/1981	A	W	3	1
3/25/1981	A	L	1	5
4/10/1982	H	W	9	3
4/10/1982	H	L	0	6
4/18/1984	H	W	4	1
4/18/1984	H	L	4	5
4/17/1985	H	L	3	13
4/17/1985	H	L	8	13
4/16/1986	A	L	6	20
4/29/1986	H	L	6	9
4/28/1987	H	L	5	8
4/12/1988	A	L	7	11
4/26/1988	H	W	5	2
3/28/1990	A	L	8	10
4/12/1990	H	W	14	2
4/8/1992	H	L	4	5
4/16/1992	A (5)	W	7	0
4/7/1993	A	W	2	1
4/21/1993	H	W	7	5
4/19/1994	H	W	8	1
5/10/1994	A	W	12	5
4/12/1995	A	L	2	5
4/19/1995	H	W	7	2
4/17/1996	H	W	7	4
4/15/1997	A	W	6	4
2/28/1998	N	W	6	1
4/15/1998	H	W	7	1
4/11/2000	H	L	5	7
3/26/2003	H	W	8	5
2/20/2005	N	W	9	7
4/24/2006	H	W	2	1
4/18/2007	H	W (10)	1	0
QUINCY				
Notre Dame leads 1-0				
3/30/1959	A	W	11	7
RICE				
Notre Dame leads 1-0				
6/17/2002	N	W	5	3
ROCHESTER (MI)				
Notre Dame leads 1-0				
5/15/2002	H	W	10	3
ROLLINS				
Series is tied 3-3				
3/25/1967	A	W	7	1
3/29/1967	A	W	4	3
4/1/1967	A	W	6	4
3/21/1978	A	L	3	6
3/24/1978	A	L	5	7
3/6/1989	A	L	1	0

**ST. THOMAS**

<i>Notre Dame leads 3-0</i>				
5/2/1907	H	W	7	1
5/22/1915	H	W	11	2
4/25/1947	H	W	10	2

**ST. VIATOR**

<i>Notre Dame leads 18-5</i>				
5/30/1898	H	W	8	6
5/5/1905	H	W	2	1
6/4/1906	H	W	2	1
5/28/1907	H	W	6	0
4/24/1909	H	W	4	0
5/16/1910	H	W	6	4
5/3/1911	A	W	12	4
5/31/1911	H	L	5	10
6/1/1911	H	W	9	1
5/31/1912	H	W	2	1
6/7/1913	H	W	16	0
5/20/1914	H	W	6	4
4/28/1915	H	W	19	1
5/18/1916	H	W	17	2
4/10/1917	H	W	10	1
5/20/1917	H	W	9	0
5/7/1921	A	L	0	7
5/27/1922	H	W	5	0
5/17/1924	A	L	6	11
5/27/1925	H	L	2	12
6/2/1926	H	W	9	4
6/4/1927	H	L	6	9
5/26/1928	H	W	7	6

**SAM HOUSTON STATE**

<i>Notre Dame leads 1-0</i>				
2/25/2001	N	W	7	4

**SAN DIEGO**

<i>Notre Dame leads 2-0</i>				
4/6/1961	A	W	2	0
5/31/2003	N	W	6	3

**SAN DIEGO STATE**

<i>Notre Dame leads 1-0</i>				
2/20/2004	N	W	7	1

**SANTA CLARA**

<i>Notre Dame trails 0-1</i>				
4/2/1961	A	L	8	9

**SCHREINER**

<i>Notre Dame leads 4-1</i>				
3/20/1985	A	W	8	3
3/14/1987	A	W	3	1
3/14/1987	A	W	4	1
3/12/1988	A	L	0	4
3/12/1988	A	W	19	2

**SETON HALL**

<i>Notre Dame leads 26-10</i>				
5/17/1912	A	W	4	3
5/4/1996	H	W (7)	7	1
5/4/1996	H	W	15	1
5/5/1996	H	W	10	1
3/22/1997	A	L (7)	4	5
3/22/1997	A	L	0	16
3/23/1997	A	L	10	16
5/14/1997	N	W	4	3
4/25/1998	A	L (7)	4	5
4/25/1998	A	W	11	3
4/27/1998	A	W	6	1
4/24/1999	H	W (7)	8	7
4/24/1999	H	L	1	7
4/25/1999	H	W	17	8
5/21/1999	N	L	3	11
4/20/2000	H	W (7)	11	5
4/20/2000	H	W	5	1
3/31/2001	H	W (7)	6	0
3/31/2001	H	W	6	1
4/1/2001	H	W	15	3
4/1/2001	H	W	15	3
4/20/2002	A	W (7)	9	4
4/20/2002	A	W	4	2
4/21/2002	A	W	6	1
4/19/2003	H	W (7)	4	3
4/19/2003	H	W	9	3
4/23/2004	A	L (7)	2	4
4/23/2004	A	W	4	3
3/26/2005	H	W (7)	8	2
3/26/2005	H	W	4	1
5/13/2006	A	L	6	7
5/13/2006	A	W	14	12
5/14/2006	A	L	1	2
5/4/2007	H	W	3	1
5/5/2007	H	W	6	4
5/6/2007	H	L	1	15

**SIENA HEIGHTS**

<i>Notre Dame leads 2-0</i>				
4/13/1995	H	W	13	2
3/30/2000	H	W	9	2

**SOUTH ALABAMA**

<i>Notre Dame leads 2-1</i>				
3/9/1991	A	L	7	9
6/1/2002	H	W	25	1
3/8/2008	N	W	10	4

**SOUTH CAROLINA**

<i>Series is tied 1-1</i>				
5/22/1992	N	L	1	5
5/25/1992	N	W	11	2

**SOUTH DAKOTA STATE**

<i>Notre Dame trails 0-1</i>				
3/19/2005	N	L	7	13

**SOUTH FLORIDA**

<i>Notre Dame trails 5-7</i>				
3/3/2001	N	L	1	6
4/7/2006	A	W	9	6
4/7/2006	A	W	10	4
4/7/2006	A	W	10	1
5/23/2006	N	W	3	1
3/23/2007	H	W	1	0
3/24/2007	H	L	10	13
3/25/2007	H	L	1	9
5/15/2008	A	L	4	5
5/16/2008	A	L (16)	2	3
5/17/2008	A	L	8	9
5/20/2008	N	L	3	9

**USC**

<i>Series is tied 3-3</i>				
4/3/1961	N	L	3	4
2/22/1997	N	L	4	14
3/9/2002	N	W	15	8
2/21/2004	A	W (7)	3	1
5/17/2005	H	W	13	6
5/18/2005	H	L	3	9

**SOUTHERN ILLINOIS**

<i>Notre Dame leads 10-4</i>				
6/3/1970	N	L	2	10
6/5/1970	N	L	0	1
3/14/1996	N	W	6	2
3/11/1998	N	W	4	3
2/28/1999	N	W	15	5
2/24/2002	N	L	2	6
3/14/2002	N	W	5	3
3/16/2002	N	W	3	2
3/6/2004	N	W (11)	12	11
3/20/2004	A	L	4	8
3/21/2004	A	W	5	3
3/17/2006	N	W	12	2
3/18/2006	N	W	4	0
3/15/2008	N	W	4	0

**SOUTHERN METHODIST**

<i>Notre Dame leads 1-0</i>				
4/5/1929	A	W	6	5

**SOUTHWESTERN (TN)**

<i>Notre Dame leads 1-0</i>				
4/19/1954	A	W	8	2

**SPRING HILL**

<i>Series is tied 1-1</i>				
4/11/1988	A	L	0	6
4/12/1928	A	W	6	1

**STANFORD**

<i>Notre Dame trails 0-3</i>				
3/29/1991	N	L	3	7
6/15/2002	N	L	3	4
6/18/2002	N	L	3	5

**STETSON**

<i>Notre Dame trails 2-3</i>				
3/25/78	N	L	2	6
3/24/79	A	W	19	11
5/24/96	N	L	6	7
6/4/05	N	W	7	4
3/2/2007	A	L	4	5

**SYRACUSE**

<i>Notre Dame leads 1-0</i>				
5/15/1908	A	W	2	1

**TENNESSEE**

<i>Notre Dame trails 1-4</i>				
4/14/1924	A	L	2	7
4/22/1927	A	W	13	1
4/9/1966	A	L	2	4
4/9/1966	A	L	0	4
3/17/1994	N	L	5	8

**TENNESSEE-MARTIN**

<i>Series is tied 1-1</i>				
3/19/1977	N	L	5	10
3/19/1977	N	W	5	4

**TEXAS**

<i>Series is tied 3-3</i>				
6/10/1957	N	W	9	0
4/7/1969	A	L	4	5
2/24/1989	A	W	12	9
3/2/1990	A	L	3	5
3/1/1991	A	W	13	4
2/24/1995	N	L	6	10

**TEXAS A&M**

<i>Series is tied 2-2</i>				
4/6/1929	A	L	4	7
4/8/1969	A	W	5	2
3/5/2005	N	L	5	13
3/10/2006	N	W	5	4

**TEXAS A&M CORPUS CHRISTI**

<i>Notre Dame trails 0-1</i>				
3/7/2008	N	L	2	5

**TCU**

<i>Notre Dame trails 1-2</i>				
3/16/1985	A	L	3	9
3/8/2002	N	L	3	7
2/24/2007	N	W	4	1

**TEXAS LUTHERAN**

<i>Series is tied 4-4</i>				
4/10/1969	A	W	5	4
3/24/1984	A	L	4	5
3/24/1984	A	L	4	6
3/23/1985	A	L	7	13
3/23/1985	A	L	0	14
3/20/1987	A	W	3	1
3/14/1988	A	W	7	3
3/14/1988	A	W	8	2

**TEXAS WESLEYAN**

<i>Notre Dame trails 0-2</i>				
3/24/1975	A	L	2	3
3/24/1975	A	L	5	6

**TEXAS-PAN AMERICAN**

<i>Notre Dame trails 4-5</i>				
3/15/1995	N	W	7	6
3/15/1995	N	L	1	5
3/16/1995	N	W	13	4
3/9/1997	N	W	5	4
3/10/1997	N	L	0	2
3/10/1997	N	L	2	5
2/24/2001	N	W	14	9
3/10/2002	N	L	5	6
3/16/2008	N	L	8	10

**TEXAS-SAN ANTONIO**

<i>Notre Dame trails 2-3</i>				
3/19/1995	N	L	3	7
2/23/2001	N	W	8	3
3/7/2004	N	L	9	17
3/9/2004	N	W	13	5
3/9/2005	N	L	4	9

**TEXAS STATE (SW TEXAS)**

<i>Notre Dame trails 3-4</i>				
3/16/1987	N	W	10	5
3/7/1997	N	W	9	5
3/7/1998	N	L	4	9
3/8/1998	N	W	8	0
3/7/2005	N	L	5	10
2/17/2007	N	L	1	2
2/18/2007	N	L	0	6

**TEXAS TECH**

<i>Notre Dame leads 1-0</i>				
3/13/2004	N	W	6	1

**TOLEDO**

Notre Dame leads 40-12				
5/26/1934	H	W	7	5
5/4/1935	A	W	5	3
4/16/1936	H	W	7	6
5/1/1936	A	W	5	4
5/15/1947	H	W	8	5
6/3/1948	A	W	7	1
5/5/1961	A	W (14)	3	1
4/27/1962	H	L	8	9
4/28/1962	H	W	5	1
4/19/1963	A	W	14	3
4/20/1963	A	W	6	3
4/17/1964	A	W	10	6
4/9/1965	H	W	10	1
4/10/1965	H	W	8	2
4/10/1965	H	W	4	0
5/20/1966	A	L	5	7
5/12/1967	A	W	5	4
5/13/1967	A	L	2	4
5/10/1968	H	W	10	7
5/2/1969	A	W	16	3
5/3/1969	A	L	4	8
5/3/1969	A	W	1	0
4/24/1970	H	W	7	4
4/24/1970	H	W	7	4
4/25/1970	H	W	5	5
4/16/1971	A	L	1	2
4/17/1971	A	L	3	4
4/17/1971	A	W	5	2
4/7/1974	H	L	0	2
4/7/1974	H	W	4	1
4/13/1975	A	W	3	2
4/13/1975	A	L	1	6
4/11/1976	H	L	3	13
4/11/1976	H	L	3	11
4/2/1977	H	L	7	8
4/2/1977	H	L	4	5
4/6/1992	N	W	13	7
4/20/1993	H	W	5	2
4/20/1993	H	W (7)	2	1
4/7/1994	H	W	5	3
4/11/1996	H	W	8	6
4/24/1997	H	W	15	9
4/23/1998	H	W	15	4
4/13/2000	H	W	6	3
3/28/2001	H	W	6	1
4/17/2002	H	W	15	4
3/25/2003	H	W	8	3
4/21/2004	H	W	9	3
4/5/2005	H	W	6	2
4/18/2006	H	W	8	2
4/17/2007	H	W	8	7
4/15/2008	H	W	6	7



# All-Time Series Results

4/12/2002	H	W	4	2
5/24/2002	N	W	8	4
5/16/2003	A	W (7)	12	4
5/16/2003	A	L	5	11
5/21/2004	H	W	9	0
5/22/2004	H	L	10	11
5/23/2004	H	W	2	1

## WABASH

Notre Dame leads 39-6

4/25/1902	H	W	19	4
5/1/1902	A	W	14	7
5/7/1904	H	W	18	7
5/31/1904	H	W	6	2
5/20/1905	H	W	6	3
5/31/1905	H	L	2	5
5/16/1906	A	W	5	1
5/26/1906	H	W	5	4
5/17/1907	A	W	6	0
5/30/1907	H	W	6	1
4/30/1908	A	W	5	2
5/29/1908	H	W	2	0
6/4/1908	H	W	18	2
6/13/1908	H	W	8	2
5/3/1909	A	W	4	0
5/7/1909	H	W	4	0
5/5/1910	H	W	4	1
5/6/1910	H	W	15	9
5/26/1910	H	W	9	4
5/27/1910	H	W	8	3
5/10/1911	H	W	8	3
5/13/1911	H	L	7	11
5/25/1911	A	L	2	8
5/26/1911	A	W	6	4
5/6/1912	A	W	12	0
5/7/1912	A	L	3	5
6/6/1912	A	W	6	2
5/28/1913	H	W	3	0
5/28/1913	H	W	8	0
5/26/1914	H	W	4	3
5/29/1914	H	W	12	3
4/24/1915	H	W	13	1
5/10/1916	H	W	13	7
5/5/1919	A	W	13	0
4/22/1920	A	W	18	2
4/20/1923	A	L	0	2
5/2/1924	H	L	6	10
5/6/1925	A	W	2	1
5/11/1925	H	W	10	6
4/27/1928	A	W	7	1
5/8/1928	H	W	11	2
4/19/1929	H	W	5	0
4/26/1958	A	W	6	3
4/26/1958	A	W	8	0
4/14/1959	H	W	13	1

## WAKE FOREST

Notre Dame trails 2-4

6/17/1949	H	L	1	4
6/18/1949	H	L	7	10
2/27/1988	A	L	10	17
2/28/1988	A	L	5	12
3/3/2000	N	W	8	5
3/2/2003	N	W (13)	2	1

## UNIVERSITY OF WASHINGTON

Notre Dame leads 5-3

3/24/1986	N	L	4	10
3/16/1990	N	W	8	4
3/16/1991	N	W	9	7
3/19/1991	N	W	4	2
3/12/1992	N	W	4	0
3/18/1994	N	L	2	4
3/3/1995	N	W	21	10
3/10/1996	N	L (6)	1	2

## WASHINGTON UNIVERSITY

Notre Dame leads 1-0

4/3/1947	A	W	13	4
----------	---	---	----	---

## WASHINGTON AND JEFFERSON

Notre Dame leads 1-0

5/9/1913	H	W	9	1
----------	---	---	---	---

## WASHINGTON STATE

Notre Dame leads 2-0

3/15/1992	N	W	9	6
3/4/1995	N	W	2	1

## WAYNE STATE (IN)

Notre Dame leads 5-0

4/17/1968	A	W	4	1
5/8/1968	H	W	19	1
5/16/1969	A	W	5	4
5/16/1970	H	W	6	2
5/16/1970	H	W	5	2

## WEBBER INTERNATIONAL

Notre Dame leads 1-0

3/12/2007	A	W (10)	11	8
-----------	---	--------	----	---

## WEST VIRGINIA

Notre Dame leads 36-15

5/13/1902	H	W	9	5
6/1/1910	H	W	6	1
5/9/1912	A	L	1	7
5/10/1912	A	W	4	2
5/11/1914	A	W	12	3
4/30/1927	H	W	10	9
4/30/1927	H	W	8	6
5/4/1928	H	W	4	3
5/5/1928	H	W	14	2
4/13/1955	A	L	3	5
3/29/1956	N	L	0	4
4/7/1958	A	W	6	4
4/27/1996	H	L (7)	4	6
4/27/1996	H	L	5	8
5/14/1996	N	L	8	10
5/18/1996	N	W	5	2
5/18/1996	N	L	4	7
4/26/1997	A	L (7)	5	7
4/26/1997	A	W	7	6
5/15/1997	N	W	8	1
5/2/1998	H	W (7)	4	3
5/2/1998	H	L (10)	9	11
5/3/1998	H	W (15)	5	3
5/13/1998	N	W	5	4
3/20/1999	A	W (7)	4	1
3/20/1999	A	W	6	4
5/19-20/1999	N	W	7	2
4/15/2000	A	W (10)	3	1
4/15/2000	A	L	2	7
4/16/2000	A	W	4	3
4/14/2001	H	W (7)	4	1
4/14/2001	H	W	8	1
4/9/2002	A	L (7)	2	4
4/9/2002	A	W (10)	10	6
5/3/2003	H	W (7)	1	0
4/3/2003	H	L	5	7
5/4/2003	H	L	1	5
5/22/2003	N	W	9	1
3/27/2004	A	W (10)	5	3
3/27/2004	A	W	4	0
3/28/2004	A	W	6	2
5/20/2005	H	W (7)	3	1
5/20/2005	H	W	5	1
5/20/2005	H	W	7	3
5/24/2006	N	W	12	4
4/20/2007	H	W	5	2
4/21/2007	H	W	17	6
4/22/2007	H	L	7	16
4/18/2008	A	W	8	4
4/19/2008	A	L	6	11
4/20/2008	A	W	9	4
5/21/2008	N	L	6	13

## WESTERN KENTUCKY

Notre Dame leads 1-0

4/1/1926	A	W	5	2
----------	---	---	---	---

## WESTERN MICHIGAN

Series is tied 64-64-1

5/6/1916	H	W	6	0
5/2/1917	H	W	9	3
4/27/1922	H	W	6	2
4/23/1924	H	W	10	1
6/7/1924	A	L	1	2
4/28/1925	H	W	5	4
6/5/1925	A	L	2	3
4/21/1926	H	W	5	4
4/24/1928	H	W	13	11
4/24/1929	H	W	4	1
5/4/1932	H	L	1	4
5/30/1932	A	W	2	1
4/17/1934	H	L	7	14
5/10/1934	H	L	2	4
4/18/1935	H	W	6	5
5/11/1935	H	W	7	4
5/13/1936	H	W	9	8
5/23/1936	A	W	4	1
5/8/1937	H	W	4	3
5/19/1937	A	W	6	1
4/14/1938	A	W	8	0
5/5/1938	H	W	9	8
4/22/1939	H	W	5	0
5/5/1939	A	W	10	5
4/20/1940	H	L	6	9
4/25/1940	A	W	2	1
4/23/1941	A	L	2	11
4/26/1941	H	L	3	6
5/2/1942	A	L	7	12
5/9/1942	H	W	2	0
4/23/1943	A	L	2	4
5/1/1943	H	W	4	2
5/12/1944	H	L	5	8
5/13/1944	H	W	3	1
5/27/1944	A	W	4	2
5/4/1945	A	W	26	10
5/5/1945	A	T	2	2
5/18/1945	H	L	6	13
5/19/1945	H	W	3	0
5/3/1947	A	W	6	5
5/30/1947	H	L	3	7
5/31/1947	H	W	6	5
6/4/1948	H	W	13	0
6/5/1948	H	W	4	3

5/10/1949	A	W	3	2
6/4/1949	H	W	7	4
6/13/1949	N	W	9	1
4/22/1950	A	L	1	8
6/3/1950	H	W	8	7
6/1/1951	A	L	4	11
6/2/1951	H	L	5	9
5/6/1952	A	L	0	4
5/15/1952	H	L	8	10
5/16/1953	A	L	3	5
6/2/1953	H	W	10	9
5/1/1954	A	W	7	4
6/2/1954	H	L	2	3
5/21/1955	A	W	2	0
6/4/1955	H	L	10	15
5/4/1956	A	W	7	2
5/22/1956	H	L	3	4
5/29/1957	A	W	4	2
6/2/1957	H	L	2	4
5/23/1958	A	L	1	2
5/30/1958	A	L	4	5
5/31/1958	H	L	2	5
5/16/1959	A	L	0	3
5/30/1959	H	L	0	2
5/30/1959	H	L	6	9
5/6/1960	H	W	12	2
4/29/1961	H	L	4	7
5/21/1962	A	L	8	10
5/24/1963	H	L	2	5
5/25/1963	A	L	4	5
5/30/1963	N	L	1	2
5/21/1965	H	L	5	6
5/22/1965	A	W	2	0
5/14/1966	A	L	5	10
5/23/1966	H	L	3	6
5/5/1967	H	L	1	8
5/3/1968	H	W	6	4
4/5/1968	A	L	0	6
4/25/1969	H	W	5	2
4/26/1969	A	L (11)	6	7
4/17/1970	A	L	4	5
4/18/1970	H	W	1	0
4/8/1971	H	L	7	10
4/10/1971	A	L	2	3
4/25/1973	H	L	2	4
4/25/1973	H	W	3	2
5/3/1974	A	W	3	2
5/3/1974	A	W	15	10
4/19/1976	A	L	1	4
4/19/1976	A	L	1	2
5/2/1977	H	W	4	0
5/2/1977	H	L	4	9
4/12/1978	A	L	4	7
4/12/1978	A	L	1	2
5/4/1979	H	W	5	4
5/4/1979	H	L	1	11
4/22/1980	A	L	8	9
4/22/1980	A	L	12	16
4/28/1982	A	L	1	5
4/28/1982	A	L	2	3
5/2/1983	H	L	4	17
5/2/1983	H	W	11	7
5/2/1984	A	L	2	4
5/2/1984	A	W	4	1
5/1/1985	H	W	7	1
5/1/1985	H	W	2	1
4/30/1986	A	L	7	8
4/30/1986	A	L	4	5
4/27/1987	H	L	5	7
4/19/1988	A	L	10	28
5/13/1991	H	L	5	8
4/5/1992	H	W	9	1
3/25/1997	H	W	16	6
4/1/1998	H	W	8	1
3/23/1999	H	W	12	8
4/25/2000	N	L	7	11
5/2/2001	H	L	6	7
4/9/2002	H	W	5	4
4/9/2003	H	W	7	1
3/31/2004	H	W	12	3
3/29/2005	H	W	9	5
3/29/2006	H	W	2	0
3/21/2007	H	W	17	9
5/12/2008	H	L	4	6

## WICHITA STATE

Series is tied 1-1

3/13/1993	A	L
-----------	---	---

# Year-by-Year Results

## 1892 – Record: 1-0

4/21	Michigan	W	6-4
<i>(dnp in 1893)</i>			

## 1894 – Record: 1-2

5/5	Albion	W	3-2
5/22	Purdue	L	2-3
6/20	Minnesota	L	3-1

## 1895 – Record: 3-2

4/22	Michigan	L	0-13
5/2	Rush Medical	L	8-9
5/9	Illinois	W	8-7
5/21	Wisconsin	W	5-4
5/30	Purdue	W	11-6

## 1896 – Record: 2-3

5/7	Northwestern	L	6-15
5/15	Rush Medical	W	13-12
5/22	Wisconsin	L	6-9
5/26	Illinois	L	7-12
5/30	St. Ignatius	W	9-6



**Frank E. Hering**  
1897-99

*Three seasons  
17-7-0 (.708)*

## 1897 – Record: 4-2

4/21	Michigan	W	18-3
5/3	Northwestern	W	11-8
5/15	Chicago	L	2-10
5/17	Nebraska	W	6-5
5/27	Illinois	L	8-9
6/4	Wisconsin	W	13-0

## 1898 – Record: 6-2

4/18	Michigan	W	4-2
4/29	Northwestern	W	12-1
5/14	DePauw	W	5-2
5/20	Wisconsin	L	0-5
5/26	Indiana	W	10-1
5/30	St. Viator	W	8-6
5/31	Chicago	W	12-9
6/9	Michigan	L	2-15

## 1899 – Record: 7-3

4/22	Michigan	L	3-5
5/4	at Purdue	W	10-5
5/5	at DePauw	W	14-11
5/11	Illinois	W	15-0
5/20	at Chicago	W	7-2
5/22	Nebraska	W	16-8
5/26	Oberlin	L	0-4
6/8	at Kalamazoo	W	9-8
6/9	at Albion	W	18-2
6/10	at Michigan	L	1-7

## 1900 – Record: 15-2

4/21	Michigan	W	8-0
4/27	Purdue	L	7-10
5/1	Indiana	W	14-3
5/2	DePauw	W	9-1
5/3	Purdue	W	8-6
5/7	Northwestern	W	14-6
5/12	Nebraska	W	12-5
5/15	Wisconsin	W	14-2
5/17	Beloit	L	1-2
5/18	Lake Forest	W	20-5
5/18	Chicago	W	7-2
5/21	Wisconsin	W	15-6
5/25	Indiana	W	34-7
5/29	Oberlin	W	5-1
6/7	Minnesota	W	7-3
6/8	Kalamazoo	W	5-4
6/9	Michigan	W	7-1

Note: The Notre Dame baseball team did not have a coach for several seasons in the early days of the program (1892-96, 1901-02 and 1904-05). Coaches served in only a preseason capacity until 1908, when Harry Curtis became the program's first bench coach.

## 1901 – Record: 11-8

4/19	Purdue	W	7-6
4/24	Minnesota	W	7-6
4/26	Upper Iowa	W	23-6
5/1	Indiana	W	14-3
5/2	DePauw	W	14-3
5/3	Purdue	W	25-14
5/4	Chicago	W	11-3
5/6	Illinois	L	2-5
5/8	Nebraska	W	16-10
5/11	Beloit	L	2-7
5/13	Illinois	W	10-7
5/14	Northwestern	W	13-4
5/16	Indiana	L	4-7
5/20	Minnesota	L	5-10
5/21	Minnesota	L	4-5
5/22	Wisconsin	L	6-16
5/23	Beloit	L	1-9
5/24	Northwestern	W	5-2
6/4	Wisconsin	L	4-11

## 1902 – Record: 16-4-1

4/21	Kalamazoo	W	9-5
4/24	Wisconsin	L	5-6
4/25	Wabash	W	19-4
4/29	at Indiana	W	15-2
4/30	at DePauw	W	2-1
5/1	at Wabash	W	14-7
5/2	at Purdue	W	8-5
5/7	Indiana	W	7-4
5/8	Albion	W	21-7
5/9	Nebraska	W	2-0
5/13	West Virginia	W	9-5
5/15	Ohio State	W	7-0
5/17	Knox	W	6-5
5/19	at Minnesota	W	9-5
5/20	at Minnesota	L	5-9
5/22	at Beloit	L	0-2
5/23	at Monmouth	W	12-1
5/24	at Knox	L	5-6
5/26	DePauw	W	10-6
6/5	at Minnesota	W	22-2
6/7	Purdue	T	2-2



**Robert Lynch**  
1903

*One season  
17-5 (.773)*

## 1903 – Record: 17-5

4/22	Kalamazoo	W	13-9
4/23	Hillsdale	W	24-0
4/28	DePauw	L	4-7
4/29	Indiana	W	7-1
4/30	Illinois	L	5-8
5/1	Lawrence	W	7-4
5/2	Beloit	W	12-6
5/6	DePauw	W	10-1
5/8	Nebraska	W	13-2
5/12	Ohio Wesleyan	W	11-0
5/13	Kentucky	W	4-3
5/16	Purdue	W	8-1
5/19	Northwestern	L	8-9
5/22	Indiana	W	7-2
5/26	Denison	W	12-5
5/28	Beloit	W	3-2
5/30	Kalamazoo	L	0-2
6/1	Illinois	L	2-4
6/3	Denison	W	7-4
6/4	Ohio Wesleyan	W	5-2
6/5	Ohio State	W	2-1
6/6	Purdue	W	2-1

## 1904 – Record: 12-5

4/29	Wisconsin	W	4-3
5/2	Illinois	L	1-2
5/3	Nebraska	L	4-5
5/7	Wabash	W	18-7
5/10	at Beloit	L	1-4
5/11	at Wisconsin	W	6-0
5/12	Minnesota	W	13-3
5/14	Northwestern	W	9-1
5/21	Minnesota	W	18-1
5/25	Indiana	W	2-1
5/26	Purdue	W	11-2
5/31	Wabash	W	6-2
6/1	at DePauw	W	12-5
6/2	at Indiana	W	5-2
6/3	at Purdue	W	13-4
6/4	at Illinois	L	0-1
6/7	Beloit	L	0-1

## 1905 – Record: 6-9

4/22	Kalamazoo	W	13-9
4/29	Ohio State	L	1-6
5/2	at Beloit	L	0-2
5/3	at Northwestern	L	6-8
5/4	at Northwestern	L	1-2
5/5	St. Viator	W	2-1
5/9	Albion	L	2-9
5/12	Purdue	L	2-9
5/16	Denison	W	6-1
5/18	Wisconsin	L	2-3
5/20	Wabash	W	6-3
5/24	Northwestern	W	8-3
5/31	Wabash	L	2-5
6/1	Indiana	W	4-2
6/2	at Purdue	L	1-3

The early teams of Notre Dame baseball were known as a spirited and colorful bunch who quickly brought acclaim to the program, posting a combined 175-60 record during the first 20 varsity seasons. Pictured at left is the official 1889 team that competed prior to the founding of a varsity program in 1892.



# Year-by-Year Results



**Harry Arndt**  
1906

One season  
20-5 (.800)

## 1906 – Record: 20-5

4/21	Kalamazoo	W	18-0
4/23	Hillsdale	W	17-0
4/26	Illinois	L	9-12
4/28	DePauw	W	4-2
5/2	at Beloit	W	6-5
5/3	at Minnesota	W	9-0
5/4	at Minnesota	L	4-7
5/5	vs. N'western (@W'town)	W	16-0
5/7	Rose Polytechnic	W	14-6
5/10	Purdue	W	4-2
5/11	Nebraska	W	8-3
5/12	vs. Beloit (@So. Bend)	W	11-5
5/14	at Indiana	W	10-2
5/15	at DePauw	W	17-2
5/16	at Wabash	W	5-1
5/17	at Purdue	L	4-8
5/18	at Illinois	L	1-12
5/21	Albion	W	6-1
5/25	Indiana	W	16-2
5/26	Wabash	W	5-4
5/30	vs. Minnesota (@S.B.)	L	5-8
5/31	Minnesota	W	3-0
6/4	St. Viator	W	2-1
6/6	Ohio Wesleyan	W	4-2
6/7	Ohio Wesleyan	W	7-1



**Lou Criger**  
1907

One season  
21-2 (.913)

## 1907 – Record: 21-2

4/20	Hillsdale	W	11-3
4/24	Illinois	W	6-4
4/26	Wisconsin	W	7-4
4/27	Knox	W	3-1
4/30	at Knox	W	9-4
5/1	at Monmouth	W	2-0
5/2	St. Thomas	W	7-1
5/4	at Minnesota	W	5-0
5/7	Michigan Agriculture	W	1-0
5/8	Albion	W	6-4
5/9	Indiana	W	6-0
5/14	Nebraska	W	4-0
5/15	Oberlin	W	5-0
5/16	at Indiana	W	3-1
5/17	at Wabash	W	6-0
5/18	at Purdue	W	6-2
5/21	Michigan	W	5-4
5/23	Illinois	L	0-1
5/25	vs. Purdue (@So. Bend)	W	4-3
5/28	St. Viator	W	6-0
5/30	vs. Minnesota (@S.B.)	L	1-2
5/30	vs. Wabash (@S.B.)	W	6-1
5/31	Beloit	W	6-0



**Harry Curtis**

1908-09  
Two seasons  
33-6 (.846)

## 1908 – Record: 20-1

4/15	Winona	W	19-0
4/18	Albion	W	18-0
4/21	Kalamazoo	W	19-0
4/23	Beloit	W	3-2
4/25	Michigan Agriculture	W	4-2
4/30	at Wabash	W	5-2
5/1	at Indiana	W	1-0
5/2	at Indiana	W	13-3
5/6	Knox	W	22-3
5/9	Rose Polytechnic	W	5-0
5/15	at Syracuse	W	2-1
5/16	at Williams	W	8-1
5/18	at Dartmouth	W	8-3
5/19	at Vermont	L	3-6
5/20	at Boston College	W	9-0
5/21	at Fordham	W	2-0
5/23	at Georgetown	W	11-2
5/27	Indiana	W	5-4
5/29	Wabash	W	2-0
6/4	Wabash	W	18-2
6/13	Wabash	W	8-2

First baseman Bert Daniels (1908-09) was one of several players from Notre Dame's 1908 team who went on to make a name for himself in professional baseball (the 1908 squad posted a 20-1 season record and outscored its opponents 185-33).



## 1909 – Record: 13-5

4/14	Albion	W	6-4
4/17	Kalamazoo	W	22-1
4/19	Michigan	W	11-2
4/24	St. Viator	W	4-0
4/28	Beloit	W	7-3
5/3	at Wabash	W	4-0
5/5	Olivet	W	8-2
5/7	Wabash	W	4-0
5/8	Michigan	L	5-12
5/12	Hillsdale	W	13-0
5/17	Rose Polytechnic	W	8-0
5/20	Minnesota	W	12-6
5/21	Penn State	W	9-0
5/28	at Minnesota	L	2-3
5/29	at Minnesota	L	1-2
5/30	at Beloit	L	2-4
6/1	Marquette	W	13-0
6/5	Michigan	L	2-4
6/10	Cuban Stars (exhibition)	L	5-6



**Ed Smith**

1910, 1912  
Two seasons  
38-8 (.826)

## 1910 – Record: 19-3

4/14	Kalamazoo	W	13-3
4/18	Michigan	W	4-0
4/21	Michigan Agriculture	W	3-1
4/28	Arkansas	W	6-4
4/29	Arkansas	L	1-5
5/4	Marquette	W	11-0
5/5	Wabash	W	4-1
5/6	Wabash	W	15-9
5/7	Beloit	W	3-0
5/10	Olivet	W	16-1
5/14	Rose Polytechnic	W	4-0
5/16	St. Viator	W	6-4
5/17	Armour Institute	W	19-4
5/19	Beloit	W	3-1
5/20	St. Joseph's (IN)	W	2-0
5/21	Armour Institute	W	4-3
5/26	Wabash	W	9-4
5/27	Wabash	W	8-3
6/1	West Virginia	W	6-1
6/7	Butler	W	17-1
6/10	Michigan Agriculture	L	3-6
6/11	Michigan	L	2-3



Frank "Dreams" Scanlan (far left; 19-3, 1907-09) and Jean Dubuc (near left; 13-2, 1907-08) remain one of the great pitching tandems in Notre Dame history.



**Albert Kelly**  
1911

One season  
17-5 (.773)

## 1911 – Record: 17-5

4/10	Olivet	W	7-6
4/15	Albion	W	28-4
4/20	DePauw	W	12-0
4/26	Arkansas	L	2-3
4/27	Arkansas	L	2-4
4/29	Armour	W	10-5
5/2	at Loyola (IL)	W	15-1
5/3	at St. Viator	W	12-4
5/4	at DePaul	W	9-5
5/6	at Sacred Heart	W	10-1
5/8	at St. Joseph's (IN)	W	17-1
5/9	at Beloit	W	10-1
5/10	Wabash	W	8-3
5/13	Wabash	L	7-11
5/17	DePaul	W	8-1
5/18	Cathedral College	W	8-4
5/25	at Wabash	L	2-8
5/26	at Wabash	W	6-4
5/27	Beloit	W	6-3
5/31	St. Viator	L	5-10
6/1	St. Viator	W	9-1
6/6	Keio (Japan)	W	9-5

## 1912 – Record: 19-5

4/9	Olivet	W	8-0
4/23	Kentucky	W	15-2
4/24	Arkansas	W	11-2
4/25	Arkansas	L	5-6
4/26	Arkansas	W	10-9
4/29	Rose Polytechnic	W	9-0
5/4	DePaul	W	9-3
5/6	at Wabash	W	12-0
5/7	at Wabash	L	3-5
5/9	at West Virginia	L	1-7
5/10	at West Virginia	W	4-2
5/11	at Penn State	W	6-1
5/13	at Mt. St. Mary's	W	6-5
5/16	at Catholic University	L	2-8
5/17	at Seton Hall	W	4-3
5/18	at Brown	L	0-13
5/20	at Dearfield Academy	W	8-6
5/21	at Tufts	W	3-2
5/22	at Vermont	W	4-1
5/31	St. Viator	W	2-1
6/1	Beloit	W	8-1
6/6	at Wabash	W	6-2
6/8	Earlham	W	11-7
6/13	Loyola (IL)	W	14-2







**Fred Williams**

*1913  
One season  
14-3 (.824)*

### 1913 – Record: 14-3

4/12	Olivet	W	9-1
4/19	Earlham	W	24-1
4/24	Arkansas	W	17-3
4/26	Arkansas	W	11-0
5/9	Washington & Jefferson	W	9-1
5/13	Chinese University	W	5-1
5/18	Beloit	W	2-1
5/20	at Penn State	W	5-3
5/21	at Navy	L	1-7
5/22	at Catholic University	W	9-5
5/23	at Fordham	W	6-3
5/24	at Army	L	0-3
5/26	at Colgate	W	3-0
5/28	Wabash	W	3-0
5/28	Wabash	W	8-0
6/1	Lake Forest	L	5-7
6/7	St. Viator	W	16-0



**Jesse Harper**

*1914-18  
Five seasons  
61-28 (.685)*

### 1914 – Record: 17-5

4/7	Wisconsin	W	7-2
4/11	Olivet	W	14-2
4/13	Michigan	L	1-5
4/16	West State	W	6-1
4/18	Armour Institute	W	5-1
4/23	Bethany	W	8-3
4/25	Ohio Wesleyan	W	12-0
5/2	Michigan Agriculture	W	6-4
5/11	at West Virginia	W	12-3
5/12	at Georgetown	L	1-4
5/13	at Army	W	9-3
5/14	at Princeton	L	1-4
5/15	at Catholic University	W	13-4
5/16	at Navy	W	4-2
5/20	St. Viator	W	6-4
5/23	Beloit	L	10-13
5/26	Wabash	W	4-3
5/26	Lake Forest	W	11-0
5/29	Wabash	W	12-3
5/30	at Mich. Agriculture	W	12-4
6/5	at Michigan	W	9-3
6/6	at Michigan	L	0-3

### 1915 – Record: 14-6

4/5	Wisconsin	W	3-2
4/14	Armour Institute	W	14-2
4/17	Lake Forest	W	13-1
4/19	Michigan	L	3-4
4/22	Bethany	W	7-3
4/24	Wabash	W	13-1
4/28	St. Viator	W	19-1
5/1	Michigan Agriculture	W	3-2
5/4	Beloit	W	15-6
5/6	Chinese University	W	3-2
5/10	Cornell	W	5-2
5/11	Colgate	W	10-1
5/12	Fordham	L	5-6
5/13	Princeton	L	5-6
5/15	Navy	L	2-5
5/22	St. Thomas	W	11-2
5/24	at St. Ignatius	W	10-1
6/3	Michigan Agriculture	W	6-2
6/4	Michigan	L	2-4
6/5	Michigan	L	1-4

### 1916 – Record: 11-8

4/12	Wisconsin	L	0-1
4/13	Wisconsin	L	2-3
4/14	Illinois	L	2-7
4/15	Illinois	L	0-6
4/17	Michigan	W	14-6
4/20	Marshall	L	6-8
4/25	Armour Institute	W	11-1
4/29	Michigan Agriculture	W	2-0
5/2	Purdue	W	1-0
5/6	Western State	W	6-0
5/10	Wabash	W	13-7
5/12	Wisconsin	W	6-0
5/16	Lake Forest	W	17-1
5/18	St. Viator	W	17-2
5/24	Niagara	W	1-0
5/25	Purdue	W	4-0
6/1	Michigan Agriculture	L	2-5
6/2	Michigan	L	1-2
6/3	Michigan	L	4-6

### 1917 – Record: 10-4

4/10	St. Viator	W	10-1
4/13	at Illinois	L	1-5
4/14	at Illinois	L	6-9
4/17	Wisconsin	W	7-2
4/24	Marshall	W	5-2
5/2	Western State	W	9-3
5/5	Purdue	W	9-5
5/12	Michigan Agriculture	W	12-0
5/16	Niagara	L	4-6
5/17	Niagara	W	5-2
5/20	St. Viator	W	9-0
5/28	St. Ignatius	W	8-1
5/31	at Michigan Agriculture	L	0-5
6/1	at Mich. Agriculture	W	4-2

### 1918 – Record: 9-5

4/20	at Rose Polytechnic	W	3-2
4/22	Wisconsin	W	6-1
4/27	at Wisconsin	W	15-2
5/3	Indiana	W	9-2
5/4	at Mich. Agriculture	W	11-8
5/8	at Purdue	W	7-5
5/11	Michigan Agriculture	L	0-4
5/14	Valparaiso	W	4-2
5/17	Iowa	L	1-2
5/21	St. Ambrose	L	2-3
5/22	Iowa	W	4-3
5/25	Purdue	W	8-1
5/31	at Michigan	L	0-14
6/1	at Michigan	L	1-5



**Gus Dorais**  
*1919-20*

*Two seasons  
21-10-1 (.672)*

### 1919 – Record: 10-4-1

4/19	Wisconsin	W	4-3
4/26	Indiana	W	6-5
4/30	Michigan Agriculture	L	1-2
5/2	at Illinois	L	3-5
5/3	at Illinois	L	5-9
5/5	at Wabash	W	13-0
5/6	at Purdue	W	16-6
5/10	at Indiana	W	2-1
5/16	at Iowa State	T	5-5
5/17	at Iowa	W	4-3
5/23	Iowa	W	8-0
5/24	Purdue	W	13-1
5/27	at Mich. Agriculture	W	12-3
5/28	at Michigan	W	3-2
6/4	at Wisconsin	L	2-5

### 1920 – Record: 11-6

4/7	Wisconsin	W	2-1
4/7	Wisconsin	L	0-2
4/22	at Wabash	W	18-2
4/23	at Illinois	L	4-7
4/24	at Illinois	L	3-8
4/29	Kalamazoo	W	3-2
5/4	at Purdue	L	4-8
5/8	Michigan Agriculture	W	11-10
5/15	Valparaiso	W	2-0
5/21	Iowa	W	9-8
5/22	Indiana	W	4-3
5/25	at Mich. Agriculture	W	12-11
5/26	at Michigan	L	1-5
5/28	at Valparaiso	W	2-1
5/29	Iowa	W	3-2
6/1	at Indiana (forfeit)	L	0-9
6/6	Purdue	W	12-11



**Walter Halas**  
*1921-23*

*Three seasons  
46-21-1 (.684)*

### 1921 – Record: 11-7-1


4/15	Wisconsin	T	3-3
4/19	at Purdue	W	4-1
4/20	Kalamazoo	W	4-3
4/28	DePauw	W	2-0
4/30	Michigan	L	7-8
5/2	at Illinois	L	2-5
5/3	at Illinois	L	1-3
5/6	at Iowa	W	4-2
5/7	at St. Viator	L	0-7
5/8	at Indiana	W	4-1
5/14	Northwestern	L	14-15
5/18	at Michigan	L	3-6
5/19	at Mich. Agriculture	W	7-4
5/21	Purdue	W	8-1
5/25	at Northwestern	W	7-0
5/26	Michigan Agriculture	W	8-4
5/30	Indiana	W	15-5
6/3	at Beloit	W	14-3
6/4	at Wisconsin	L	2-6

### 1922 – Record: 19-4

4/16	at St. Mary's (KY)	W	7-1
4/17	at St. Mary's (KY)	W	5-3
4/18	at Louisville	W	13-4
4/19	at Georgetown (KY)	W	12-0
4/20	at Transylvania	W	12-7
4/21	at St. Xavier	W	4-1
4/22	at Dayton	W	10-0
4/24	Wisconsin	L	1-9
4/27	Western State	W	6-2
4/29	Michigan Agriculture	W	12-6
5/1	at Wisconsin	L	4-10
5/2	at Beloit	W	16-7
5/5	at Michigan	L	3-6
5/6	at Mich. Agriculture	W	3-1
5/10	Purdue	W	2-1
5/13	Kalamazoo	W	5-3
5/15	Northwestern	W	26-4
5/17	at Purdue	W	4-0
5/19	at Illinois	L	3-11
5/25	Beloit	W	5-2
5/27	St. Viator	W	5-0
5/30	Michigan	W	5-0
6/3	at Northwestern	W	5-4

### 1923 – Record: 16-10

3/31	at St. Mary's (KY)	W	4-1
4/1	at St. Mary's (KY)	W	8-6
4/2	at Vanderbilt	W	3-1
4/3	at Vanderbilt	L	1-10
4/5	at Carson Newman	L	1-4
4/6	at Kentucky	L	2-4
4/7	at St. Xavier	W	6-4
4/9	at Purdue	W	3-0
4/14	Kalamazoo	W	13-4
4/18	Michigan Agriculture	W	16-9
4/20	at Wabash	L	0-2
4/21	at Illinois	L	4-10
4/26	Northwestern	W	12-2
4/28	Indiana	W	7-3
4/30	Wisconsin	W	16-2
5/4	at Michigan Agriculture	L	5-6
5/5	at Michigan	L	10-11
5/8	Iowa	W	1-0
5/14	Beloit	W	6-0
5/18	at Illinois	L	0-3
5/19	at Northwestern	L	0-4
5/25	at Knox	W	8-0
5/26	at Iowa	W	3-2
5/29	Purdue	W	6-0
5/30	Michigan	L	4-12
6/9	Illinois	W	4-2



*Three-sport athlete Paul Castner tossed a 4-0 no-hitter at Purdue on May 17, 1922 (he also excelled in football and hockey).*

# Year-by-Year Results



**George Keogan**

1924-26,  
1930-1933

Seven seasons  
68-57-2 (.543)

## 1924 – Record: 16-7


4/12	at Georgia Tech	W	4-3
4/14	at Tennessee	L	2-7
4/16	at Transylvania	W	13-1
4/18	at Kentucky Wesleyan	W	3-2
4/19	at St. Xavier	W	4-0
4/23	Western State	W	10-1
4/26	Loyola (IL)	W	5-0
4/30	Michigan	W	6-2
5/2	Wabash	L	6-10
5/6	Indiana	W	8-0
5/9	at Indiana	W	12-1
5/12	Northwestern	W	9-4
5/16	at Illinois	W	7-0
5/17	at St. Viator	L	6-11
5/20	Iowa	L	2-3
5/21	Minnesota	W	11-5
5/24	at Iowa	W	9-6
5/26	Wisconsin	W	9-3
5/30	at Michigan	L	6-9
6/3	at Wisconsin	L	2-9
6/6	at Mich. Agriculture	W	4-3
6/7	at Western State	L	1-2
6/14	Michigan Agriculture	W	8-2

## 1925 – Record: 11-13

4/11	at Georgia Tech	L	1-6
4/12	at Camp Benning	L	2-3
4/13	at Furman	W	10-3
4/14	at Furman	L	10-14
4/15	at Georgia	W	15-0
4/16	at Georgia	L	1-2
4/17	at Mercer	L	3-13
4/18	at Mercer	L	9-13
4/25	Luther	W	19-0
4/28	Western State	W	5-4
5/1	at Iowa	W	5-2
5/2	at Lombard	W	13-0
5/5	at Purdue	L	3-5
5/6	at Wabash	W	2-1
5/11	Wabash	W	10-6
5/15	at Illinois	L	1-12
5/20	Oseka-Mainich	L	1-2
5/23	Michigan Agriculture	W	11-7
5/27	St. Viator	L	2-12
5/30	Bradley	W	17-13
6/1	Minnesota	L	2-3
6/5	at Western State	L	2-3
6/6	at Michigan Agriculture	L	4-5
6/13	Iowa	W	4-1

## 1926 – Record: 13-13

4/1	at Western Kentucky	W	5-2
4/2	at Georgia Tech	L	0-8
4/3	at Georgia Tech	L	4-12
4/5	Georgia (@Atlanta)	L	6-7
4/6	Georgia (@Atlanta)	W	5-2
4/7	at Mercer	L	0-3
4/8	at Mercer	W	14-9
4/9	at Fort Benning	L	5-7
4/10	at Fort Benning	L	1-2
4/14	Bradley	L	4-6
4/17	Hope College	W	16-1



A 1926 Notre Dame baseball promotional poster

4/21	Western State	W	5-4
4/28	Northwestern	W	2-0
5/5	Purdue	L	5-8
5/8	at Wisconsin	L	3-5
5/14	at Illinois	L	4-7
5/15	Iowa	W	5-1
5/21	at Iowa State	W	7-0
5/22	at Iowa	L	2-3
5/24	Georgia	W	4-2
5/25	Georgia	L	2-3
5/28	at Northwestern	W	4-0
5/31	Wisconsin	W	5-0
6/2	St. Viator	W	9-4
6/5	at Michigan State	L	2-5
6/12	Michigan State	W	6-0



**Tommy Mills**

1927-29

Three seasons  
57-20-1 (.737)

## 1927 – Record: 15-6

4/14	at Fort Benning	W	10-4
4/15	at Fort Benning	W	9-5
4/16	at Fort Benning	L	3-4
4/18	at Mercer	W	7-3
4/19	at Mercer	W	6-3
4/20	at Georgia	W	4-0
4/21	at Georgia	L	2-4
4/22	at Tennessee	W	13-1
4/23	at Kentucky	W	3-2
4/26	at Wisconsin	W	6-3
4/30	West Virginia	W	10-9
4/30	West Virginia	W	8-6
5/4	at Illinois	W	3-0
5/7	Michigan State	L	1-4
5/11	Bradley Poly	W	4-3
5/19	at Iowa	L	4-8
5/21	at Minnesota	W	4-1
5/25	at Michigan State	W	5-0
5/27	Iowa	L	0-2
5/31	Wisconsin	W	6-5
6/4	St. Viator	L	6-9

## 1928 – Record: 23-8

4/3	at Fort Benning	W	2-1
4/4	at Fort Benning	L	2-3
4/5	at Fort Benning	W	3-2
4/7	at Louisiana State	W	5-3
4/11	at Spring Hill	L	0-6
4/12	at Spring Hill	W	6-1
4/13	at Vanderbilt	W	4-2
4/17	Kalamazoo	W	3-0
4/24	Western State	W	13-11
4/27	at Wabash	W	7-1
4/28	at Butler	W	9-2
5/1	Minnesota	W	7-2
5/4	West Virginia	W	4-3
5/5	West Virginia	W	14-2
5/8	Wabash	W	11-2
5/10	at Luther	L	4-5
5/11	at Coe	W	7-5
5/12	at Iowa	L	5-6
5/14	Bradley	W	5-4
5/15	at Northwestern	W	16-4
5/18	Illinois	L	3-5
5/22	Butler	W	9-3
5/26	St. Viator	W	7-6
6/1	at Indiana	W	6-2
6/2	Michigan State	W	8-0
6/7	at Boston College	L	1-8
6/9	at Harvard	W	20-1
6/11	at New Hampshire	L	0-9
6/14	at Providence	L	1-6
6/15	at Amherst	W	1-0
6/16	at Cornell	W	7-5

## 1929 – Record: 19-6-1

3/30	at Ouachita College	W	5-2
4/1	at Baylor	W	5-2
4/2	at Baylor	W	12-6
4/3	at Daniel Baker	W	1-0
4/4	at Daniel Baker	W	8-2
4/5	at Southern Methodist	W	6-5
4/6	at Texas A&M	L	4-7
4/19	Wabash	W	5-0
4/22	Iowa	L	7-13
4/24	Western State	W	4-1
4/30	Indiana	T	5-5
5/1	at Wisconsin	L	3-4
5/3	at Iowa	W	7-2
5/4	at Drake	W	13-7

5/10	at Michigan State	W	9-1
5/11	Northwestern	W	11-5
5/16	Michigan State	W	12-5
5/17	at Illinois	L	0-9
5/18	Coe	W	5-0
5/20	Meiji University	W	9-6
5/22	Butler	W	2-0
5/24	at Minnesota	W	18-2
5/25	at Minnesota	W	4-2
5/27	Marshall	L	3-4
5/28	Marshall	L	0-1
6/1	Navy	W	6-4

## 1930 – Record: 12-7

4/14	Armour Tech	W	12-4
4/21	at Florida	W	5-4
4/21	at Florida	L	0-1
4/23	at Georgia Tech	W	3-1
4/24	at Georgia Tech	W	5-3
4/25	at Fort Benning	L	5-8
4/26	at Fort Benning	L	5-9
4/30	at Wisconsin	W	5-3
5/3	at Michigan State	L	2-3
5/10	Iowa	W	5-4
5/13	Northwestern	W	10-6
5/16	Illinois	W	7-5
5/17	at Northwestern	W	7-6
5/20	Bradley	W	13-6
5/23	at Luther	L	2-3
5/24	at Iowa	W	8-4
5/26	Michigan State	L	3-5
5/30	Wisconsin	L	3-4
5/31	Indiana	W	8-6

## 1931 – Record: 6-4

4/16	Wisconsin	W	8-7
4/24	Hillsdale	W	6-1
4/27	Iowa	W	10-4
4/29	Northwestern	L	5-7
5/7	Hosei, Japan	L	1-4
5/9	Navy	W	5-2
5/13	Wisconsin	L	1-2
5/19	Northwestern	W	4-3
5/23	Iowa	L	1-8
5/26	Purdue	W	10-7

## 1932 – Record: 5-6-1

4/15	Wisconsin	L	3-10
4/16	at Chicago	W	3-0
4/27	Chicago	T	6-6
5/4	Western State	L	1-4
5/10	Northwestern	W	5-3
5/14	at Michigan State	L	2-5
5/20	Iowa	W	7-5
5/21	Iowa	L	4-5
5/24	at Wisconsin	L	4-5
5/28	at Northwestern	L	3-10
5/30	at Western State	W	2-1
6/4	Michigan State	W	6-3

## 1933 – Record: 5-7-1

4/15	at Chicago	L	5-6
4/19	Northwestern	L	7-9
4/25	Chicago	L	1-13
4/28	at Purdue	T	9-9
4/29	at Purdue	W	8-7
5/3	at Michigan State	L	3-5
5/10	Iowa	W	8-5
5/11	Iowa	W	2-0
5/15	Bradley	L	3-4
5/20	Ohio State	W	12-4
5/29	Wisconsin	L	4-7
5/30	Wisconsin	W	8-6
6/3	Michigan State	L	5-14





**Jake  
Kline**

1934-75

42 seasons  
558-449-5 (.554)

### 1934 – Record: 8-11

4/13	Ohio State	L	5-7
4/17	Western State	L	7-14
4/21	Chicago	L	12-14
4/23	Northwestern	L	13-14
4/27	Purdue	L	13-14
4/28	Purdue	L	6-9
5/2	Wisconsin	L	4-6
5/5	Ohio State	W	5-3
5/9	Michigan State	L	1-8
5/10	Western State	L	2-4
5/12	Indiana	W	7-3
5/15	Northwestern	W	3-2
5/18	Iowa	L	6-7
5/19	Iowa	W	17-2
5/22	Chicago	W	19-6
5/24	Purdue	W	13-5
5/26	Toledo	W	7-5
6/1	Wisconsin	W	5-4
6/2	Michigan State	L	9-13

### 1935 – Record: 11-7

4/12	Ohio State	W	4-3
4/17	at Purdue	L	5-9
4/18	Western State	W	6-5
4/20	at Chicago	W	12-6
4/24	Iowa	L	1-11
4/25	Iowa	W	5-3
4/27	at Illinois	W	2-1
4/30	Chicago	W	8-7
5/2	at Michigan State	L	4-5
5/4	at Toledo	W	5-3
5/4	Ohio State	L	9-10
5/8	Northwestern	L	7-10
5/11	Western State	W	7-4
5/14	at Wisconsin	L	6-7
5/15	Northwestern	W	10-8
5/18	Purdue	W	13-4
5/31	Wisconsin	L	2-7
6/1	Michigan State	W	2-1

### 1936 – Record: 16-3

4/16	Toledo	W	7-6
4/18	Chicago	W	8-2
4/22	Purdue	W	18-15
4/25	Illinois	W	5-4
4/30	at Michigan State	W	12-3
5/1	at Toledo	W	5-4
5/5	at Chicago	W	8-0
5/6	at Wisconsin	L	2-5
5/7	at Northwestern	W	10-3
5/12	Louisiana Tech	W	3-1
5/13	Western State	W	9-8
5/16	Ohio State	W	2-1
5/20	at Purdue	L	4-6
5/21	at Indiana	W	8-5
5/23	at Western State	W	4-1
5/26	Northwestern	W	3-0
5/29	Wisconsin	W	13-8
5/30	Iowa	L	5-10
6/6	Michigan State	W	6-4

### 1937 – Record: 11-6

4/13	Chicago	W	16-9
4/17	at Illinois	W	7-6
4/22	at Chicago	L	2-9
5/1	at Michigan State	L	1-7
5/4	at Northwestern	L	2-3
5/5	at Wisconsin	W	10-9
5/8	Western State	W	4-3
5/12	Louisiana Tech	W	9-4
5/13	Louisiana Tech	W	4-3
5/15	Purdue	W	15-0
5/19	at Western State	W	6-1
5/21	Ohio State	W	22-3
5/25	at Purdue	W	6-1
5/26	Michigan State	L	3-10
5/29	Wisconsin	L	0-9
6/4	Iowa	L	1-6
6/5	Iowa	W	3-2

### 1938 – Record: 11-6

4/14	at Western State	W	8-0
4/16	at Chicago	W	3-2
4/18	at Ohio State	W	3-1
4/19	at Ohio State	L	1-6
4/25	Iowa	L	9-13
4/26	Iowa	W	2-1
4/30	Chicago	W	5-0
5/3	Northwestern	L	3-5
5/5	Western State	W	9-8
5/7	at Michigan State	L	2-5
5/10	Illinois	W	8-2
5/19	at Michigan	L	0-6
5/21	Michigan	W	3-2
5/24	Michigan State	W	9-1
5/27	California	L	0-4
6/3	Wisconsin	W	4-3
6/4	Wisconsin	W	5-3

### 1939 – Record: 11-6

4/8	at Illinois	W	4-2
4/15	Northwestern	L	2-4
4/22	Western State	W	5-0
4/25	at Chicago	W	9-7
4/26	Purdue	W	9-0
4/29	at Michigan	L	1-9
5/1	Indiana	W	12-7
5/5	at Western State	W	10-5
5/6	at Michigan State	L	9-14
5/11	at Northwestern	W	9-2
5/12	at Wisconsin	L	1-7
5/13	at Wisconsin	W	1-0
5/16	at Purdue	W	6-1
5/20	Michigan	W	5-3
5/26	at Iowa	L	4-8
5/27	at Iowa	W	1-0
6/3	Michigan State	L	3-4

### 1940 – Record: 9-8

4/6	Northwestern	W	6-1
4/16	at Chicago	W	4-1
4/20	Western State	L	6-9
4/23	at Chicago	W	9-4
4/25	at Western State	W	2-1
4/27	at Northwestern	L	2-3
4/29	Purdue	L	2-3
5/4	at Michigan State	L	1-2
5/7	at Indiana	L	4-7
5/10	at Navy	W	5-4
5/11	at Navy	W	6-2
5/14	at Purdue	L	1-2
5/17	at Ohio State	W	4-0
5/18	at Ohio State	W	7-4
5/24	Wisconsin	L	4-9
5/25	Wisconsin	W	4-0
6/1	Michigan State	L	2-4

### 1941 – Record: 6-10-1

4/10	at Purdue	T	3-3
4/15	at Chicago	W	17-10
4/19	at Iowa	L	0-3
4/19	at Iowa	W	4-2
4/22	at Michigan	W	6-2
4/23	at Western Michigan	L	2-11
4/26	Western Michigan	L	3-6
5/2	Northwestern	L	5-6
5/3	at Northwestern	L	1-5
5/7	Michigan State	W	14-5
5/10	at Michigan State	L	2-10
5/17	Navy	L	4-5
5/20	Michigan	L	3-8
5/23	Ohio State	L	9-22
5/24	Ohio State	L	5-8
5/30	California	W	5-4
5/31	California	W	8-6

### 1942 – Record: 7-4

4/7	at Purdue	W	12-3
4/15	Iowa	L	5-10
4/16	Iowa	L	1-4
4/21	Northwestern	W	13-1
4/23	Purdue	W	4-3
4/27	at Northwestern	W	6-4
4/29	at Michigan	L	2-3
5/1	Great Lakes	W	8-6
5/2	at Western Michigan	L	7-12
5/4	Michigan	W	11-7
5/9	Western Michigan	W	2-0

### Did You Know? ...

Heisman Trophy-winning quarterbacks Angelo Bertelli (1943) and Johnny Lujack ('44) also played for the Notre Dame baseball program while others such as Frank Jacobs, Irv Smith, Paul Failla, Scott Sollmann, Jeff Samardzija – and recent players include Eric Maust, Evan Sharpley and Golden Tate – have been regular contributors for the baseball and football teams during the past 20 years.

### 1943 – Record: 5-3

4/10	Chicago	W	21-1
4/16	Indiana	W	9-4
4/17	Indiana	L	2-3
4/23	at Western Michigan	L	2-4
4/27	at Michigan State	W	12-2
4/29	Michigan State	W	8-0
4/30	at Great Lakes	L	3-8
5/1	Western Michigan	W	4-2

### 1944 – Record: 11-11

4/15	at Indiana	W	10-5
4/15	at Indiana	W	4-0
4/21	at Wisconsin	W	2-1
4/22	at Wisconsin	W	8-1
4/28	at Michigan	L	4-5
4/29	at Michigan	L	2-7
5/6	at Purdue	L	2-5
5/7	at Freeman Field	L	0-4
5/12	Western Michigan	L	5-8
5/13	Western Michigan	W	3-1
5/14	at Bunker Hill	W	5-4
5/20	at Iowa Pre-Flight	L	0-2
5/27	at Western Michigan	W	2-1
5/27	at Western Michigan	W	4-2
5/28	Bunker Hill	L	2-6
6/2	Michigan	W	10-1
6/3	Michigan	L	4-6
6/4	Freeman Field	W	4-3
6/10	at Northwestern	L	6-7
6/11	at Great Lakes	L	2-8
6/17	Purdue	W	15-0
6/18	Great Lakes	L	7-13

### 1945 – Record: 10-8-1

4/21	at Camp Atterbury	W	11-6
4/22	at Wakeman Hospital	W	6-4
4/27	Michigan	L	1-6
4/28	Michigan	L	4-12
5/1	at Northwestern	W	4-0
5/4	at Western Michigan	W	26-10
5/5	at Western Michigan	T	2-2
5/6	Bunker Hill	W	7-2
5/11	at Michigan	L	3-12
5/18	Western Michigan	L	6-13
5/19	Western Michigan	W	3-0
5/20	at Bunker Hill	L	4-19
5/25	at Ohio State	W	3-1
5/26	at Ohio State	W	11-8
6/1	at Iowa Pre-flight	L	4-5
6/6	at Great Lakes	W	1-0
6/8	Northwestern	W	10-4
6/10	Iowa Pre-flight	L	5-7
6/16	Great Lakes	L	0-5



Players run the bases in a 1936 game scene at Cartier Field, with the familiar view of Notre Dame Stadium's north end framing the outfield area.



# Year-by-Year Results

## 1946 – Record: 13-6

4/13	Indiana	W	5-1
4/13	Indiana	L	2-6
4/20	Ohio State	W	9-3
4/20	Ohio State	W	10-4
4/23	at Purdue	W	11-4
4/30	Northwestern	W	7-2
5/7	at Iowa	W	3-0
5/8	at Iowa	W	9-4
5/11	at Michigan State	W	5-4
5/14	at Michigan	L	1-7
5/27	at Wisconsin	W	6-4
5/28	at Wisconsin	L	6-7
6/1	Great Lakes	L	3-4
6/4	at Northwestern	L	1-11
6/6	Purdue	W	9-2
6/8	Michigan	L	8-9
6/12	Bradley Tech	W	13-2
6/16	at Great Lakes	W	2-0
6/29	Great Lakes	W	4-1

## 1947 – Record: 16-5

4/3	at Washington Univ.	W	13-4
4/6	at Saint Louis	L	3-4
4/7	at Parks Air College	W	4-2
4/7	at Saint Louis	W	11-2
4/8	at Concordia	W	10-2
4/15	at Michigan	L	10-11
4/18	Wisconsin	W	9-1
4/22	Northwestern	W	4-2
4/25	St. Thomas	W	10-2
4/26	at Michigan State	L	4-7
4/30	Iowa	W	3-2
5/3	at Western Michigan	W	6-5
5/9	at Indiana	W	7-0
5/10	at Indiana	W	10-2
5/15	Toledo	W	8-5
5/16	at Ohio State	W	7-5
5/20	Purdue	W	4-3
5/20	Purdue	L	3-5
5/23	Michigan State	W	10-2
5/30	Western Michigan	L	3-7
5/31	Western Michigan	W	6-5

## 1948 – Record: 11-12

4/17	at Cincinnati	L	3-4
4/17	at Cincinnati	L	1-2
4/18	at Xavier	L	3-4
4/18	at Xavier	W	5-2
4/22	at Bradley	L	1-2
4/23	at Iowa	W	8-7
4/24	at Iowa	L	3-4
5/1	Indiana	W	5-3
5/1	Indiana	L	1-5
5/7	at Wisconsin	L	1-3
5/8	at Wisconsin	L	1-2
5/14	Ohio State	L	3-6
5/15	Ohio State	W	6-0
5/18	at Michigan	L	0-3
5/20	Michigan	L	2-5
5/22	at Michigan State	W	5-4
5/25	Purdue	W	5-3
5/25	Purdue	L	2-3
5/26	at Northwestern	W	3-0
5/29	Michigan State	W	10-1
6/3	at Toledo	W	7-1
6/4	Western Michigan	W	13-0
6/5	Western Michigan	W	4-3

## 1949 – Record: 20-8

### NCAA Tournament Team

4/8	at Indiana	L	7-8
4/9	at Indiana	L	5-7
4/11	Iowa	L	1-8
4/12	Iowa	W	4-3
4/13	Cincinnati	W	9-5
4/14	at Ohio State	W	4-1
4/20	Wisconsin	W	11-7
4/21	Wisconsin	W	7-6
4/22	Minnesota	W	8-6
4/23	Minnesota	W	4-0
4/27	at Michigan	L	8-9
4/29	at Illinois	W	6-1
4/30	at Illinois	W	5-1
5/4	at Michigan State	L	5-7
5/7	at Chicago	W	8-2
5/10	at Western Michigan	W	3-2
5/11	Northwestern	W	10-5
5/14	Chicago	W	14-3
5/17	Michigan	W	5-4
5/21	Pennacola	W	12-0
5/25	at Northwestern	W	4-1
5/28	Michigan State	L	8-10
6/1	at Purdue	W	5-4
6/4	Western Michigan	W	7-4

### NCAA District 4 Playoffs

#### West Lafayette, Indiana (2-0)

6/11	at Purdue	W	1-0
6/13	vs. Western Michigan	W	9-1

### NCAA Tournament – First Round

#### Notre Dame, Indiana (0-2)

6/17	Wake Forest	L	1-4
6/18	Wake Forest	L	7-10

## 1950 – Record: 8-14

4/10	at Illinois Wesleyan	W	4-1
4/17	Ohio	L	1-4
4/18	Chicago	W	6-2
4/22	at Western Michigan	L	1-8
5/1	Michigan	W	4-2
5/2	at Purdue	L	8-11
5/4	Michigan State	L	10-11
5/6	at Chicago	L	16-18
5/10	at Wisconsin	W	10-5
5/11	at Wisconsin	W	14-5
5/12	at Minnesota	W	6-1
5/13	at Minnesota	L	5-15
5/16	Purdue	L	4-6
5/17	at Northwestern	L	10-11
5/19	Ohio State	L	0-2
5/20	Ohio State	L	8-12
5/23	at Michigan	L	1-13
5/24	at Michigan State	L	1-7
5/26	Illinois	L	0-21
5/27	Illinois	L	1-4
5/31	at Great Lakes	W	17-6
6/3	Western Michigan	W	8-7

### Did You Know? ...

Notre Dame won its first-ever NCAA Tournament game, 1-0 over Purdue, in a 1949 game played in West Lafayette – thanks to a complete-game, one-hit effort from Memphis native Walt Mahannah, who posted an 18-8 career mark with the Irish.



Dick Gieldin paced the 1949 Irish team with a .350 batting average while leading Notre Dame to its first NCAA Tournament appearance.

## 1951 – Record: 11-14

4/14	at Ohio State	W	1-0
4/18	Iowa	W	3-0
4/19	Iowa	W	11-10
4/20	at Indiana	L	5-6
4/21	at Indiana	L	4-5
4/25	Michigan State	L	1-9
4/27	at Pittsburgh	W	5-3
4/28	at Pittsburgh	W	10-5
5/1	Purdue	W	5-2
5/2	at Northwestern	W	4-2
5/3	at Illinois Normal	W	13-4
5/4	at Illinois Wesleyan	L	6-10
5/5	at Illinois Wesleyan	L	2-5
5/8	at Michigan	L	6-13
5/9	at Michigan State	L	2-3
5/11	at Illinois	L	1-10
5/12	at Illinois	L	3-20
5/15	Michigan	W	6-5
5/16	Northwestern	L	6-8
5/19	at Great Lakes	W	4-2
5/22	at Purdue	L	5-8
5/25	Wisconsin	W	8-7
5/30	Great Lakes	L	4-7
6/1	at Western Michigan	L	4-11
6/2	Western Michigan	L	5-9

## 1952 – Record: 13-12

4/9	at Camp Breckinridge	L	1-4
4/12	at Fort Knox	L	4-6
4/15	at Iowa	L	2-7
4/16	at Iowa	L	2-3
4/18	Ohio State	L	5-8
4/19	Ohio State	W	3-1
4/19	Ohio State	W	4-1
4/21	at Michigan	L	0-3
4/22	Purdue	W	3-2
4/25	Quantico Marines	L	7-17
4/26	Quantico Marines	L	1-8
4/30	at Northwestern	L	1-2
5/2	Pittsburgh	W	18-3
5/3	Pittsburgh	W	9-4
5/6	at Western Michigan	L	0-4
5/7	at Michigan State	W	4-2
5/11	at Great Lakes	W	3-1
5/12	at Wisconsin	L	1-3
5/13	at Wisconsin	W	13-5
5/15	Western Michigan	L	8-10
5/17	at Cincinnati	W	12-2
5/21	Northwestern	W	20-4
5/28	Michigan State	W	5-4
5/30	Indiana	W	4-1
5/31	Indiana	W	4-3

## 1953 – Record: 16-7-1

3/30	at Memphis Naval AS	W	7-1
4/1	vs. Ark. St. (@Memphis)	W	11-2
4/2	at Arkansas State	W	9-0
4/4	vs. Miss. (@Oxford, MS)	W	6-5
4/7	at Indiana	W	11-3
4/10	at Ohio State	W	6-4
4/11	at Ohio State	L	0-8
4/13	Iowa	T	4-4
4/14	Iowa	W	8-2
4/17	Illinois	W	13-2
4/18	Illinois	L	0-8
4/20	Wisconsin	L	4-6
4/22	Wisconsin	W	8-4
4/29	at Northwestern	W	6-4
5/6	at Michigan State	L	5-8
5/9	at Great Lakes	W	13-8
5/10	at Glenview Naval AS	W	16-8
5/13	Northwestern	W	5-4
5/14	Michigan	L	2-3
5/16	at Western Michigan	L	3-5
5/19	at Purdue	W	2-1
5/27	Michigan State	L	2-4
6/2	Western Michigan	W	10-9
6/6	Great Lakes	W	15-8

## 1954 – Record: 12-13

4/17	vs. Ark. St. (@Memphis)	L	0-10
4/18	at Memphis Naval AS	W	7-3
4/19	at Southwestern (TN)	W	8-2
4/20	at Memphis Naval AS	L	3-12
4/21	at Memphis State	W	9-1
4/22	at Arkansas State	L	3-4
4/23	at Arkansas State	W	9-8
4/27	at Purdue	W	16-10
4/28	Northwestern	L	6-3
5/1	at Western Michigan	W	7-4
5/5	at Michigan State	L	1-8
5/8	at Great Lakes Air Stat.	L	3-7
5/9	at Glenview Naval AS	W	4-1
5/11	Purdue	L	0-7
5/12	at Northwestern	W	2-9
5/17	at Iowa	L	1-18
5/18	at Iowa	W	4-1
5/20	Indiana	W	16-4
5/22	Great Lakes	L	3-4
5/26	Michigan State	L	4-6
5/28	Ohio State	L	1-11
5/29	Ohio State	W	3-1
6/2	Western Michigan	L	2-3
6/4	Santo Domingo	W	6-4
6/5	Santo Domingo	W	4-3





Leftfielder Bob Senecal was one of the top players on Notre Dame's 1957 College World Series team (he had a team-best 21 RBI in 26 games).

## 1955 – Record: 9-13

4/7	at Duke	L	1-4
4/8	vs. Ohio (@Duke)	W	3-2
4/9	vs. Yale (@Duke)	L	5-8
4/12	at Virginia Tech	W	8-5
4/13	at West Virginia	L	3-5
4/15	at Ohio State	W	4-3
4/16	at Ohio State	L	2-3
4/16	at Ohio State	L	5-6
4/23	Glenview Naval AS	W	15-2
4/27	at Northwestern	L	1-8
4/28	Michigan	L	1-2
5/3	at Purdue	L	2-3
5/4	at Indiana	L	4-5
5/7	at Great Lakes	W	10-4
5/8	at Glenview	W	10-0
5/10	at Wisconsin	L	4-6
5/14	Great Lakes	W	13-5
5/17	Purdue	W	7-4
5/18	at Michigan State	L	4-5
5/21	at Western Michigan	W	2-0
5/25	Michigan State	L	4-5
6/4	Western Michigan	L	10-15

## 1956 – Record: 12-14

### NCAA Tournament Team

<i>Spring Trip (2-5)</i>			
<i>Tallahassee, FL (Florida A&amp;M)</i>			
3/29	vs. West Virginia	L	0-4
3/31	vs. North Carolina	L	4-14
3/31	vs. Florida State	L	5-12
4/2	vs. Illinois	W	6-5
4/3	vs. Wisconsin	L	2-9
4/4	vs. Brown	W	18-8
4/5	vs. Wisconsin	L	3-5
4/13	Indiana	L	6-7
4/14	Indiana	W	14-5
4/18	at Michigan	L	2-5
4/20	at Iowa	W	5-4
4/21	at Iowa	L	1-6
4/24	at Purdue	L	3-4
4/27	at Ohio University	L	1-9
4/28	at Ohio University	W	7-3
5/3	Michigan	W	6-5
5/4	at Western Michigan	W	7-2
5/8	Purdue	W	15-0
5/16	at Michigan State	W	8-2
5/19	at Great Lakes	W	3-2
5/21	Michigan State	L	4-5
5/22	Western Michigan	L	3-4

### NCAA Tournament – District Round

<i>Minneapolis, Minnesota (1-2)</i>			
5/29	at Minnesota	W	4-3
5/30	at Minnesota	L	5-15
5/30	at Minnesota	L	1-10
6/1	Great Lakes	W	11-2

## 1957 – Record: 16-10

### College World Series Team

4/12	at Indiana	W	6-1
4/13	at Indiana	W	9-7
4/13	at Indiana	L	0-3
4/16	Central Michigan	W	3-2
4/20	at Michigan	L	4-5
4/20	at Michigan	L	0-3
4/26	at Ohio University	W	8-3
4/27	at Ohio University	L	4-7
4/30	Michigan State	L	3-4
5/1	at Northwestern	W	8-4
5/4	Glenview Naval AS	W	12-1
5/6	Wisconsin	W	4-1
5/7	Wisconsin	L	9-14
5/9	Michigan	W	14-0
5/11	Great Lakes Naval AS	W	9-0
5/13	at Michigan State	W	3-1
5/15	Northwestern	W	6-2

### NCAA Tournament – District Round

<i>Kalamazoo, Michigan (3-1)</i>			
5/28	vs. Alma	W	18-2
5/29	at Western Michigan	W	4-2
5/30	vs. Northwestern	L	2-9
5/31	vs. Northwestern	W	6-1
6/2	Western Michigan	L	2-4

### College World Series

#### Rosenblatt Stadium

<i>Omaha, Nebraska (2-2)</i>			
6/8	vs. Iowa State	L	8-13
6/9	vs. Colorado State	W	23-2
6/10	vs. Texas	W	9-0
6/11	vs. Penn State	L	4-5

## 1958 – Record: 20-11

### NCAA Tournament Team

4/3	at Georgia	W	4-2
4/5	at Florida State	L	2-5
4/5	vs. Wisconsin (@FSU)	W	11-8
4/7	vs. West Virginia (@FSU)	W	6-4
4/8	at Florida State	L	2-3
4/12	at Fort Knox	L	2-10
4/15	Purdue	W	7-5
4/16	Indiana	W	12-10
4/18	Ohio University	W	15-2
4/19	Ohio University	L	5-8
4/21	at Michigan	L	7-13
4/22	Michigan	W	18-11
4/26	at Wabash	W	6-3
4/26	at Wabash	W	8-0
4/29	at Purdue	W	14-1
5/1	Indiana	W	14-2
5/3	Central Michigan	W	6-0
5/3	Central Michigan	W	11-0
5/6	Northwestern	W	22-2
5/7	at Michigan State	W	7-0
5/10	at Glenview Naval AS	W	18-2
5/12	at Wisconsin	W	5-4
5/13	at Wisconsin	L	3-5
5/19	Valparaiso	L	13-15
5/21	at Northwestern	W	16-5
5/23	at Western Michigan	L	1-2

### NCAA Tournament – District Round

<i>Kalamazoo, Michigan (2-2)</i>			
5/28	vs. Valparaiso	L	0-2
5/29	vs. Minnesota	W	11-7
5/30	vs. Valparaiso	W	10-4
5/30	at Western Michigan	L	4-5
5/31	Western Michigan	L	2-5

## 1959 – Record: 22-7

### NCAA Tournament Team

3/25	at Evansville College	W	9-2
3/28	at Mississippi	L	2-3
3/28	at Illinois Wesleyan	W	14-1
3/30	at Quincy College	W	11-7
3/31	at Memphis State	W	6-1
4/1	at Arkansas State	W	12-5
4/4	at Indiana	W	7-5
4/4	at Indiana	W	5-2
4/11	Ohio University	L	2-3
4/14	Wabash	W	13-1
4/18	Wisconsin	W	8-2
4/18	Wisconsin	W	7-5
4/22	at Northwestern	W	8-5
4/25	at Central Michigan	W	9-3
4/25	at Central Michigan	W	5-3
4/30	at Michigan	W	21-0
5/2	at Kent College	L	5-11
5/2	at Kent College	W	8-2
5/5	Michigan State	W	3-1
5/9	at Glenview Naval AS	W	3-2
5/13	at Michigan State	L	4-5
5/14	at Michigan	W	9-8
5/16	at Western Michigan	L	0-3
5/18	at Valparaiso	W	9-5
5/23	Glenview Naval AS	W	8-1

### NCAA Tournament – District Round

<i>Notre Dame, Indiana (2-2)</i>			
5/28	Detroit	W	10-0
5/29	Minnesota	W	12-4
5/30	Western Michigan	L	0-2
5/30	Western Michigan	L	6-9

## 1960 – Record: 19-7

### NCAA Tournament Team

4/8	Indiana	W	10-7
4/13	at Evansville	W	8-6
4/14	at Murray State	W	8-1
4/16	at Illinois	W	3-2
4/16	at Memphis Navy	W	16-0
4/18	at Arkansas State	W	17-3
4/19	at Memphis State	W	9-4
4/20	at Arkansas State	W	15-4
4/21	at David Lipscomb	W	7-6
4/22	at Austin Peay	L	4-6
4/23	at Vanderbilt	W	6-4
4/26	at Purdue	W	7-2
4/27	Northwestern	L	4-6
4/29	at Bowling Green	L	2-3
4/30	at Bowling Green	W	14-0
5/2	at Michigan	W	8-4
5/6	Western Michigan	W	12-2
5/10	at Wisconsin	L	1-3
5/11	Michigan State	L	3-5
5/18	at Michigan State	W	8-1
5/20	Ohio University	W	9-0
5/25	at Northwestern	W	14-1
5/28	Kent State	W	2-0
5/28	Kent State	W	3-1

### NCAA Tournament – District Round

<i>Minneapolis, Minnesota (0-2)</i>			
5/29	at Minnesota	L	6-15
5/30	vs. Ohio University (10)	L	4-5

## 1961 – Record: 12-17

3/28	at California (10)	W	7-6
3/29	at California	L	1-5
3/30	at Nevada (10)	L	15-16
3/31	at Fresno State	L	19-13
4/1	at Fresno State	L	2-8
4/2	at Santa Clara	L	8-9
4/3	at USC	L	3-4
4/4	at UCLA	W	6-2
4/5	at Loyola Marymount	W	8-0
4/6	at San Diego	W	2-0
4/7	at Arizona	L	3-5
4/8	at Arizona	L	4-12
4/8	at Arizona	L	1-6
4/11	Purdue	L	2-5
4/14	at Indiana	L	5-7
4/15	at Indiana	W	5-3
4/21	Bowling Green	L	6-9
4/22	Bowling Green	W	9-4
4/29	Western Michigan	L	4-7
5/2	Northwestern	L	5-13
5/4	Michigan State	L	3-6
5/5	at Toledo (14)	W	3-1
5/8	Wisconsin	W	4-2
5/12	at Ohio	W	11-4
5/13	at Ohio	W	5-4
5/15	Valparaiso	W	11-2
5/16	at Northwestern	L	0-1
5/18	Michigan (10)	W	6-5
5/24	at Michigan State	L	4-5

## 1962 – Record: 11-6

4/10	at Purdue	W	6-4
4/14	Indiana	W	7-0
4/14	Indiana	W	8-6
4/18	at Northwestern	L	5-8
4/19	at Lewis College	W	14-4
4/21	at Western Michigan	L	8-10
4/24	at Bowling Green	W	4-2
4/25	at Michigan	L	7-18
4/27	Toledo	L	8-9
4/28	Toledo	W	5-1
5/4	Ohio University	W	8-1
5/5	Ohio University	W	6-3
5/8	at Wisconsin	L	2-3
5/9	Kent State	W	11-3
5/15	at Valparaiso	W	4-3
5/16	at Michigan State	L	0-4
5/23	Northwestern	W	28-7

## 1963 – Record: 19-11

### NCAA Tournament Team

4/5	at Indiana	W	20-3
4/6	at Indiana	L	2-3
4/6	at Indiana	L	5-6
4/8	at Camp Lejeune	W	6-3
4/9	at Camp Lejeune	W	13-5
4/10	at Camp Lejeune	L	4-8
4/11	at Duke	W	4-3
4/13	at Duke	W	6-2
4/15	at Elon	W	7-0
4/15	at Elon	W	9-2
4/16	at Fort Lee	W	4-1
4/17	at Fort Lee	W	17-2
4/19	at Toledo	W	14-3
4/20	at Toledo	W	6-3
4/26	at Ohio	W	8-7
4/27	at Ohio	W	16-6
5/3	at Illinois State	W	8-1
5/4	at Illinois Wesleyan	W	9-3
5/8	at Michigan	L	1-5
5/10	Lewis College	W	3-1
5/11	Lewis College	W	13-2
5/13	at Northwestern	L	3-7
5/14	Valparaiso	W	11-4
5/16	Michigan	L	6-7

(cont. on p. 155)

# Year-by-Year Results

## 1963 (cont.)

5/21	at Valparaiso	L	4-13
5/24	Western Michigan	L	2-5
5/25	at Western Michigan	L	4-5

## NCAA Tournament – District Round

### Champaign, Illinois (1-2)

5/30	vs. Western Michigan	L	1-2
5/31	vs. Valparaiso	W	5-2
6/1	at Illinois	L	0-4

## 1964 – Record: 16-12-1

3/23	at Keesler Air Force	W	9-1
3/24	at Keesler Air Force	W	8-0
3/25	at Loyola (LA)	W	4-1
3/26	at Loyola (LA)	L	5-9
3/28	at Tulane	L	0-5
3/28	at Tulane	T	3-3
3/30	at Louisiana State (10)	L	2-9
3/31	at Louisiana State (12)	L	7-8
4/6	Hope College	W	6-5
4/10	Indiana	L	5-8
4/11	Indiana	L	10-12
4/11	Indiana	L	2-3
4/15	Purdue	W	9-4
4/17	at Toledo	W	10-6
4/23	Michigan	L	0-2
4/24	Ohio	L	1-11
4/25	Ohio (10)	L	2-3
4/28	at Michigan	W	9-3
5/2	Illinois Wesleyan	W	5-1
5/2	Illinois Wesleyan	W	7-5
5/5	Michigan State	W	9-8
5/9	Illinois State	W	10-4
5/9	Illinois State	W	6-5
5/12	at Valparaiso	W	10-7
5/16	Detroit	L	3-4
5/18	Northwestern	W	9-3
5/19	Valparaiso	W	4-3
5/22	at Bowling Green (10)	L	13-14
5/23	at Bowling Green	W	6-4

## 1965 – Record: 18-17

3/22	at Memphis State	W	6-5
3/23	at Memphis State	L	1-6
3/24	at Memphis State	L	3-4
3/27	at Arkansas State	W	5-2
4/2	at Indiana	W	6-5
4/3	at Indiana	L	8-9
4/3	at Indiana (7)	W	8-2
4/7	Northwestern	W	13-3
4/9	Toledo	W	10-1
4/10	Toledo	W	8-2
4/10	Toledo	W	4-0
4/14	at Purdue	W	4-2
4/17	at Ohio	L	5-11
4/17	at Ohio (7)	L	3-7
4/19	Wisconsin (10)	W	11-9
4/20	Wisconsin	L	4-10
4/24	Detroit	W	5-1
4/27	at Northwestern	W	8-2
4/29	Michigan	L	5-6
4/30	Bradley (11)	W	7-6
5/1	Bradley	W	6-5
5/3	at Michigan	L	4-5
5/4	at Detroit	L	6-8
5/7	at Kent State	L	2-5
5/8	at Kent State	L	3-5
5/10	at Michigan State	L	0-3
5/11	Valparaiso (11)	L	1-3
5/14	Bowling Green	L	1-3
5/15	Bowling Green	W	5-3
5/17	Michigan State	L	6-8
5/18	at Valparaiso	W	11-1
5/21	Western Michigan	L	5-6

5/22	at Western Michigan	W	2-0
5/28	at Illinois Wesleyan	W	14-0
5/29	at Illinois State	L	3-7

## 1966 – Record: 12-14

4/9	at Tennessee	L	2-4
4/9	at Tennessee	L	0-4
4/11	at Georgia	W	9-4
4/12	at Georgia	L	16-17
4/13	at Oglethorpe	L	0-2
4/14	at Oglethorpe	W	6-0
4/15	at Georgia Tech	W	8-6
4/16	at Georgia Tech	L	2-9
4/22	at Bradley	W	5-1
4/25	at Wisconsin	L	0-4
4/29	Kent State	W	3-1
4/30	Kent State	W	8-6
5/2	Northwestern	W	9-1
5/3	Detroit	L	8-10
5/5	at Detroit	L	13-14
5/6	at Bowling Green	W	4-2
5/7	at Bowling Green	L	4-5
5/9	at Michigan State	L	0-5
5/10	at Valparaiso	W	6-5
5/14	at Western Michigan	L	5-10
5/16	at Michigan State	L	3-7
5/20	at Toledo	L	5-7
5/23	Western Michigan	L	3-6
5/27	Illinois State	W	4-3
5/28	Illinois Wesleyan	W	7-0
5/28	Illinois Wesleyan	W	11-6

## 1967 – Record: 17-8-1

3/25	at Rollins	W	7-1
3/27	at Colgate	W	4-0
3/28	at Lafayette	W	2-1
3/29	at Rollins	W	4-3
3/30	at Colgate	L	3-13
3/31	at Lafayette	T	1-1
4/1	at Rollins	W	6-4
4/11	at Michigan	L	3-6
4/12	at Detroit	W	7-3
4/14	St. Procopius	W	6-5
4/17	Purdue	W	8-1
4/18	Northwestern	W	7-6
4/21	at Kent State	L	5-9
4/28	Bowling Green	L	4-6
5/1	at Michigan State	W	5-4
5/3	Northwestern	W	6-5
5/4	Michigan	W	6-5
5/5	Western Michigan	L	1-8
5/9	Michigan State	W	5-4
5/10	Detroit	L	7-8
5/12	at Toledo	W	5-4
5/13	at Toledo	L	2-4
5/16	at Valparaiso	L	6-10
5/19	Ohio	W	17-7
5/20	Ohio	W	9-5
5/23	Valparaiso	W	5-1



Dick O'Leary (left) led the 1961 Notre Dame team in batting average (.287), home runs (6) and RBI (26), a feat equaled by his teammate George Sefcik (right) during the 1962 season (.367, 4 HR, 23 RBI).

## 1968 – Record: 13-10

4/9	at Purdue	W	7-0
4/13	at Cincinnati	L	3-8
4/13	at Cincinnati	W	7-1
4/15	at Hillsdale	W	8-1
4/16	at Michigan	L	2-3
4/17	at Wayne State	W	4-1
4/18	at Detroit	W	4-1
4/19	Kent State	L	6-7
4/20	Kent State	L	8-16
4/23	Michigan State	L	2-15
4/26	at Bowling Green	W	5-4
4/27	at Bowling Green	W	8-6
4/28	at St. Joseph's (IN)	W	3-1
4/30	at Northwestern	L	5-11
5/3	Western Michigan	W	6-4
5/4	at Western Michigan	L	0-6
5/7	at Michigan State	L	2-6
5/8	Wayne State	W	19-1
5/10	Toledo	W	10-7
5/14	Valparaiso	W	11-8
5/17	at Ohio	L	2-4
5/19	at Xavier	L	4-7
5/21	at Valparaiso	W	3-2

## 1969 – Record: 14-10

4/5	at St. Mary's (TX)	L	4-6
4/7	at Texas	L	4-5
4/8	at Texas A&M	W	5-2
4/9	at St. Edward's	L	3-5
4/10	at Texas Lutheran	W	5-4
4/14	at Detroit	W	6-3
4/15	at Michigan	L	1-7
4/18	Bowling Green	L	0-3
4/19	Bowling Green	W	1-0
4/21	Northwestern (13)	L	4-5
4/25	Western Michigan	W	5-2
4/26	at W. Michigan (11)	L	6-7
4/30	Michigan	W	3-2
5/2	at Toledo	W	16-3
5/3	at Toledo	L	4-8
5/3	at Toledo	W	1-0
5/6	Michigan State	L	12-17
5/7	Hillsdale	W	4-3
5/9	Ohio	W	3-0
5/11	Xavier	W	9-0
5/13	at Valparaiso	L	2-3
5/15	Detroit	W	17-4
5/16	at Wayne State	W	5-4
5/19	at Northwestern	W	4-0

## 1970 – Record: 17-14

### NCAA Tournament Team

3/30	at Miami (FL)	L	3-7
3/31	at Miami (FL)	L	2-6
4/1	vs. Michigan State	L	3-11
4/2	vs. Colgate	W	7-1
4/3	vs. Michigan State	L	11-12
4/4	vs. Colgate	L	3-4
4/10	at Bowling Green	L	2-9
4/11	at Bowling Green	L	0-5
4/14	at Michigan	L	2-3
4/15	at Detroit	L	5-7
4/17	at Western Michigan	L	4-5
4/18	Western Michigan	W	1-0
4/21	Valparaiso	W	5-1
4/24	Toledo	W	7-4
4/24	Toledo	W	7-4
4/25	Toledo	W	5-4
4/29	Michigan	W	10-4
5/2	at Ohio University	L	2-5
5/2	Michigan State	W	9-8
5/6	at Hillsdale	W	13-0
5/7	Detroit	W	7-4
5/10	at Xavier	W	4-2
5/10	at Xavier	W	6-5
5/12	at Michigan State	L	1-4
5/16	Wayne State	W	6-2
5/16	Wayne State	W	5-2

5/18	Northwestern	W	6-5
5/19	at Valparaiso	W	4-0

## NCAA Tournament – District Round

### Columbus, Ohio (1-2)

	Southern Illinois	L	2-10
6/4	Minnesota	W	6-2
	Southern Illinois	L	0-1

## 1971 – Record: 11-21

3/15	at Arkansas State	L	2-5
3/16	at Arkansas State	L	2-3
3/16	at Arkansas State	L	8-11
3/17	at Christian Brothers	L	3-7
3/18	at Christian Brothers	W	8-0
3/19	at Memphis State	W	13-10
3/19	at Memphis State	W	2-1
3/20	at Memphis State	W	5-0
3/22	at Murray State	W	6-5
3/23	at Murray State	L	0-1
4/8	Western Michigan	L	7-10
4/10	at Western Michigan	L	2-3
4/12	at Detroit	L	8-9
4/16	at Toledo	L	1-2
4/17	at Toledo	L	3-4
4/17	at Toledo	W	5-2
4/20	at Valparaiso	W	4-2
4/23	Ohio University	L	3-14
4/24	Ohio University	L	6-7
4/27	Valparaiso	L	0-8
4/28	Butler	L	3-7
4/30	at Miami (OH)	L	3-4
5/1	at Miami (OH)	L	2-11
5/1	at Miami (OH)	L	1-6
5/2	Xavier	L	6-8
5/3	at Northwestern	W	7-4
5/4	Hillsdale	W	4-1
5/4	Hillsdale	W	16-4
5/7	Cincinnati	W	5-2
5/9	Detroit	L	1-3
5/11	Michigan State	L	2-5
5/11	Michigan	L	4-6

## 1972 – Record: 14-16

3/24	at Murray State	W	9-5
3/25	at Murray State	L	7-8
3/25	at Murray State	W	6-3
3/28	at Memphis State	W	5-0
3/29	at Arkansas State	L	4-7
3/31	at Christian Brothers	L	6-7
4/1	at Christian Brothers	W	9-0
4/1	at Christian Brothers	W	6-0
4/3	at Delta State	L	8-10
4/4	at Delta State	W	5-1
4/11	Northwestern	L	6-9
4/14	at Ohio University	L	0-4
4/15	at Ohio University	L	2-13
4/18	at Valparaiso	W	12-5
4/21	Miami (OH)	L	2-12
4/22	Miami (OH)	L	3-12
4/25	at Michigan State	L	1-16
4/25	at Michigan State	L	3-4
4/27	at Butler	W	15-4
4/27	at Butler	W	2-1
4/28	at Cincinnati	L	2-6
4/29	at Xavier	L	1-5
5/2	at Hillsdale	W	4-0
5/2	at Hillsdale	W	4-0
5/3	Michigan	L	5-8
5/3	Michigan	L	1-8
5/5	Bowling Green	W	5-1
5/6	Bowling Green	L	7-11
5/6	Bowling Green	W	5-2
5/9	Valparaiso	W	4-2





## 1973 – Record: 15-22

### Spring Break Trip Tulsa, Oklahoma (2-8)

3/10	vs. Oral Roberts	W	12-3
3/10	at Tulsa	L	1-7
3/11	at Tulsa	L	4-16
3/11	vs. Oral Roberts	L	6-7
3/14	at Tulsa	L	6-8
3/15	vs. New Mexico State	W	2-0
3/15	at Tulsa	L	0-4
3/16	vs. Arkansas	L	5-6
3/16	vs. New Mexico State	L	1-4
3/17	at Tulsa	L	1-14

4/7	at Wisconsin	L	0-2
4/8	at Wisconsin	W	7-0
4/14	at Illinois State	W	1-0
4/14	at Illinois State	L	2-7
4/15	Xavier	W	6-4
4/15	Xavier	W	11-3
4/17	at Michigan	L	1-3
4/17	at Michigan	L	2-3
4/18	at Ferris State	L	0-14
4/18	at Ferris State	W	1-0
4/23	at Northwestern	L	1-11
4/23	at Northwestern	W	3-2
4/25	Western Michigan	L	2-4
4/25	Western Michigan	W	3-2
4/27	at Miami (OH)	L	0-5
4/28	at Miami (OH)	L	0-2
4/29	Detroit	L	2-4
4/29	Detroit	L	3-5
5/1	Cincinnati	L	5-9
5/1	Cincinnati	W	9-2
5/2	at Valparaiso	W	5-3
5/4	at Bowling Green	W	7-2
5/5	at Bowling Green	L	2-3
5/5	at Bowling Green	W	10-3
5/6	Butler	W	6-3
5/6	Butler	W	8-0
5/8	Valparaiso	L	5-8

## 1974 – Record: 18-21

### Spring Break Trip

#### New Orleans, Louisiana (3-7)

3/8	vs. New Orleans (10)	W	6-5
3/9	vs. New Orleans (10)	W	3-2
3/10	vs. New Orleans	L	1-2
3/11	vs. Arkansas State	L	3-6
3/12	vs. Illinois State	L	0-5
3/13	vs. Illinois State	L	1-4
3/13	vs. Arkansas State	W	6-3
3/15	vs. Tulane	L	7-8
3/16	vs. Tulane	L	0-3
3/17	vs. Tulane	L	1-5

4/5	Miami (OH)	L	2-5
4/6	Miami (OH)	L	2-6
4/7	Toledo	L	0-2
4/7	Toledo	W	4-1
4/10	at Cincinnati	W	6-5
4/10	at Cincinnati	W	4-3
4/12	at Bradley	L	1-7
4/13	at Bradley	L	1-17
4/15	at Butler	W	5-1
4/15	at Butler	W	5-2
4/17	Wisconsin	L	3-6
4/17	Wisconsin	L	6-7
4/19	at Northwestern	L	4-5
4/20	Valparaiso	W	6-0
4/22	Ferris State	W	11-8
4/22	Ferris State	L	13-14
4/23	Michigan	L	11-18
4/26	Illinois State	W	5-2
4/27	Illinois State	L	4-6
4/27	Illinois State	L	3-5

4/28	at Michigan State	L	2-5
4/28	at Michigan State	L	0-3
5/1	Bowling Green	W	4-0
5/1	Bowling Green	W	2-1
5/3	at Western Michigan	W	3-2
5/3	at Western Michigan	W	15-10
5/4	Marian	W	13-4
5/5	Detroit	W	9-1
5/6	Northwestern	W	14-9

## 1975 – Record: 17-14

### Spring Break Trip

#### Dallas-Fort Worth, Texas (3-3)

3/22	vs. University of Dallas	W	4-3
3/22	vs. University of Dallas	W	2-1
3/24	at Texas Wesleyan	L	2-3
3/24	at Texas Wesleyan	L	5-6
3/25	vs. Dallas Baptist	L	0-4
3/25	vs. Dallas Baptist	W	4-0

4/6	at Marian	W	14-3
4/6	at Marian	W	12-1
4/9	Valparaiso	W	6-5
4/11	Bradley	W	5-4
4/12	Bradley	W	8-3
4/12	Bradley	W	20-0
4/13	at Toledo	W	3-2
4/13	at Toledo	L	1-6
4/15	at Valparaiso	L	3-5
4/18	at Illinois State	L	2-6
4/19	at Illinois State	W	2-1
4/20	Butler	W	10-0
4/20	Butler	W	3-2
4/22	at Bowling Green	W	10-4
4/22	at Bowling Green	L	1-6
4/25	at Michigan	L	3-4
4/25	at Michigan	L	2-10
4/29	Michigan State	L	2-10
4/29	Michigan State	L	1-2
5/3	at Ferris State	W	5-3
5/3	at Ferris State	L	1-2
5/4	Xavier	W	3-2
5/4	Xavier	W	7-3
5/5	Detroit	L	2-3
5/5	Detroit	L	0-5



**Tom Kelly**

1976-80

Five seasons  
88-102-1 (.463)

## 1976 – Record: 16-24

### Joe Sewell Classic

#### Tuscaloosa, Alabama (3-6)

3/14	vs. St. Bernard	L	3-4
3/17	vs. Auburn	L	2-10
3/17	vs. Auburn	L	0-9
3/18	vs. Auburn	L	6-8
3/18	vs. Jacksonville State	W	15-5
3/19	vs. Ohio State	L	0-3
3/19	at Alabama	L	0-9
3/20	vs. Ohio State	W	4-2
3/20	at Alabama	W	5-0

4/4	Northern Illinois	W	12-11
4/4	Northern Illinois	W	15-4
4/6	at Valparaiso	L	3-14
4/9	at Bradley	L	5-8
4/10	at Bradley	L	10-11

4/10	at Bradley	L	1-7
4/11	Toledo	L	3-13
4/11	Toledo	L	3-11
4/13	Bowling Green	L	4-5
4/13	Bowling Green	W	11-4
4/14	Valparaiso	W	13-10
4/16	at Illinois State	L	3-6
4/17	at Illinois State	L	4-5
4/17	at Illinois State	L	4-7
4/19	at Western Michigan	L	1-4
4/19	at Western Michigan	L	1-2
4/20	at Northwestern	L	9-12
4/21	Ferris State	L	5-8
4/24	Bethel	W	1-0
4/27	Ball State	L	0-9
4/27	Ball State	W	5-0
4/30	at Xavier	L	1-4
4/30	at Xavier	W	2-1
5/1	at Cincinnati	W	5-2
5/1	at Cincinnati	L	0-10
5/2	at Butler	W	9-5
5/2	at Butler	W	2-1
5/4	at Detroit	W	5-2
5/4	at Detroit	L	1-5
5/5	Michigan	W	5-4
5/5	Michigan	W	13-5

## 1977 – Record: 17-26

3/14	Christian Brothers	W	5-2
3/14	Christian Brothers	W	4-0
3/15	Memphis State	L	0-12
3/15	Memphis State	L	6-11
3/16	Christian Brothers	L	0-8
3/17	at Delta State	L	1-6
3/17	at Delta State	L	2-3
3/18	at Delta State	L	1-6
3/19	vs. TN-Martin (@Delta St.)	L	5-10
3/19	vs. TN-Martin (@Delta St.)	W	5-4
	Illinois -Chicago	W	9-5
	Murray State	L	0-17
4/2	Toledo	L	7-8
4/2	Toledo	L	4-5
4/5	Bethel	W	12-1
4/5	Bethel	W	5-0
4/9	Central Michigan	L	8-9
4/12	at Valparaiso	L	2-6
4/12	Valparaiso	W	12-8
4/15	at Bowling Green	L	1-4
4/15	at Bowling Green	L	3-6
4/16	Illinois State	L	4-6
4/16	Illinois State	L	7-13
4/20	Northwestern	W	4-3
4/20	Northwestern	L	3-14
4/21	at Michigan	L	1-6
4/21	at Michigan	L	3-8
4/24	Butler	L	2-5
4/24	Butler	L	6-8
4/26	at Ball State	W	5-3
4/26	at Ball State	W	7-5
4/29	Cincinnati	W	5-1
4/29	Cincinnati	W	5-0
5/1	Xavier	W	5-4
5/1	Xavier	W	5-3
5/2	Western Michigan	W	4-0
5/2	Western Michigan	L	4-9
5/5	at Ferris State	L	2-8
5/5	at Ferris State	L	9-10
5/7	Detroit	L	0-4
5/7	Detroit	W	7-6
5/8	Detroit	W	11-6
	Central Michigan	L	1-2

## 1978 – Record: 12-25-1

### Rollins College Invitational Winter Park, Florida (3-5-1)

3/20	vs. Wisconsin	W	4-1
3/20	vs. Wisconsin	W	12-6
3/21	at Rollins	L	3-6
3/22	vs. Delaware	W	11-9
3/22	vs. Florida Southern	L	0-12
3/23	vs. Wisconsin	T	4-4
3/24	at Rollins	L	5-7
3/25	vs. Delaware	L	1-16
3/25	vs. Stetson	L	2-8

3/31	Bethel	W	17-0
4/1	St. Joseph's (IN)	L	1-11
4/1	St. Joseph's (IN)	W	2-1
4/5	Valparaiso	W	4-1
4/6	at Bethel	L	2-5
4/9	Northwood	W	6-4
4/9	Northwood	W	3-2
4/12	at Western Michigan	L	4-7
4/12	at Western Michigan	L	1-2
4/15	Ball State	L	0-2
4/15	Ball State	L	0-8
4/16	at Butler	L	4-5
4/16	at Butler	L	2-8
4/22	Dayton	L	2-5
4/22	Dayton	W	8-3
4/25	at Valparaiso	L	1-2
4/29	at Cincinnati	L	7-8
4/29	at Cincinnati	L	6-9
4/30	at Xavier	L	0-1
4/30	at Xavier	W	5-4
5/3	Michigan	L	0-4
5/3	Michigan	L	0-6
5/4	Huntington	W	3-2
5/6	Bradley	W	3-1
5/6	Bradley	L	0-5
5/7	at Detroit	L	4-10
5/7	at Detroit	L	0-4
5/9	at Central Michigan	L	0-5
5/9	at Central Michigan	L	3-16

## 1979 – Record: 14-19

3/19	at Central Florida	L	3-10
3/20	at Florida	L	1-6
3/21	at Florida	L	0-12
3/22	vs. Delaware (@UCF)	W	8-5
3/23	vs. Delaware (@UCF)	L	7-15
3/24	at Central Florida	L	2-5
3/24	at Stetson	W	19-11
3/27	at Bethel	W	14-2
4/7	Northwestern	L	5-8
4/9	St. Mary's (MN)	W	1-0
4/9	St. Mary's (MN)	L	2-6
4/10	Valparaiso	W	9-3
4/10	Valparaiso	W	2-0
4/12	Bethel	L	3-4
4/14	Detroit	L	1-6
4/14	Detroit	W	8-6
4/16	Northwood	L	4-7
4/16	Northwood	W	16-3
4/17	Butler	W	4-3
4/17	Butler	L	2-7
4/20	at Huntington	W	3-2
4/20	at Huntington	W	9-1
4/21	at Dayton	L	3-4
4/21	at Dayton	W	4-1
4/23	at Bowling Green	L	7-8
4/23	at Bowling Green	L	0-7
4/29	Xavier	W	9-8
5/2	at Illinois-Chicago	L	3-4
5/2	at Illinois-Chicago	L	7-9
5/4	Western Michigan	W	5-4
5/4	Western Michigan	L	1-11
5/5	at Bradley	L	3-10
5/5	at Bradley	L	3-4

# Year-by-Year Results

## 1980 - Record: 29-8

3/29	at Cincinnati	W	5-1
3/29	at Cincinnati	W	6-2
	at Butler	L	2-6
4/2	at Indiana	W	2-1
4/2	at Indiana	W	6-2
4/3	at Butler	W	8-2
4/3	at Butler	L	0-7
4/5	Wisconsin	W	16-7
4/5	Wisconsin	W	8-4
4/7	St. Mary's (MN)	W	5-1
4/7	St. Mary's (MN)	W	2-1
4/11	at Illinois Tech	L	0-5
4/11	at Northwestern	W	3-2
4/12	at Northwestern	L	1-2
4/12	at Illinois Tech	W	13-7
4/16	St. Joseph's (IN)	W	5-1
4/16	St. Joseph's (IN)	W	7-5
4/19	Dayton	W	13-8
4/19	Dayton	W	13-12
4/20	at Valparaiso	L	1-3
4/20	at Valparaiso	W	9-2
4/22	at Western Michigan	L	8-9
4/22	at Western Michigan	L	12-16
4/25	Huntington	W	15-7
4/25	Huntington	W	7-6
4/26	Illinois-Chicago Circle	W	5-1
4/26	Illinois-Chicago Circle	W	3-0
4/27	Bowling Green	W	6-2
4/27	Bowling Green	W	8-7
4/29	at Bethel	W	14-0
4/29	at Bethel	W	7-5
5/3	Bradley	W	6-1
5/3	Bradley	W	10-8
5/4	Detroit	W	13-3
5/4	Detroit	W	6-5
5/6	Valparaiso	L	7-10
5/6	Valparaiso	W	8-3



Mark Clementz is one of 16 Notre Dame baseball players to earn Academic All-America honors. He led the Irish in earned-run average during three straight seasons (1.50 in 1982, 3.41 in '83 and 3.31 in '84).



Larry Gallo  
1981-87

Seven seasons  
157-167-3 (.485)

## 1981 - Record: 23-16-1

3/16	at Delta State	L	7-8
3/16	at Delta State	L	6-11
3/17	at Delta State	T	8-8
3/18	vs. Miss. (@ Oxford, MS)	L	5-11
3/19	vs. Miss. (@ Oxford, MS)	L	5-7
3/20	at Memphis State	L	5-6
3/20	at Memphis State	L	6-8
3/21	at Memphis State	L	2-12
3/25	at Purdue	W	3-1
3/25	at Purdue	L	1-5
3/28	at Huntington	W	6-5
3/28	at Huntington	W	1-0
3/29	at Dayton	L	2-6
3/29	at Dayton	W	19-3
4/1	Indiana	W	4-3
4/1	Indiana	L	14-16
4/3	St. Mary's (MN)	W	7-1
4/3	St. Mary's (MN)	W	2-1
4/4	Cincinnati	W	13-4
4/4	Cincinnati	W	17-9
4/7	Bethel	W	13-10
4/7	Bethel	W	11-5
4/16	Butler	W	2-1
4/16	Butler	W	4-3
4/18	at Detroit	L	3-4
4/18	at Detroit	L	7-8
4/20	Ball State	W	3-2
4/20	Ball State	W	8-0

### Northwestern Invitational Evanston, Illinois (1-2)

4/25	vs. Illinois Tech	L	4-5
4/25	vs. North Central	W	3-2
4/25	at Northwestern	L	5-9

4/27	Northwestern	W	10-2
4/27	Northwestern	W	8-7
4/29	at Bowling Green	W	8-7
4/29	at Bowling Green	W	2-1
5/2	at Wisconsin	W	3-1
5/2	at Wisconsin	L	1-6
5/3	at Ill.-Chicago Circle	L	11-14
5/3	at Ill.-Chicago Circle	W	8-6
5/5	Valparaiso	W	8-1

## 1982 - Record: 28-15

3/15	at Oklahoma	L	3-15
3/16	at Oklahoma City	W	19-7
3/17	at Oral Roberts	L	2-5
3/17	at Oral Roberts	L	1-2
3/18	vs. N. Dakota St. (@ Tulsa)	W	7-4
3/18	at Oral Roberts	L	0-13
3/19	at Missouri Southern	L	3-4
3/20	at Missouri Southern	L	8-9
3/24	Huntington	W	2-0
3/24	Huntington	W	11-1
4/1	at Valparaiso	W	3-0
4/1	at Valparaiso	W	2-0
4/10	Purdue	W	9-3
4/10	Purdue	L	0-6
	at Butler	W	13-6
4/14	Wisconsin	W	4-1
4/14	Wisconsin	W	10-3
	at Bethel	W	1-0
	at Bethel	L	1-3

4/17	at DePauw	W	13-4
4/17	at DePauw	W	7-3
4/18	at Indiana State	L	2-3
4/18	at Indiana State	L	6-7
	at Ball State	W	6-2
	at Ball State	L	4-8
4/21	St. Joseph's (IN)	W	7-2
4/21	St. Joseph's (IN)	W	15-5
4/24	Dayton	W	17-1
4/24	Dayton	W	7-3
4/25	Detroit	L	3-5
4/25	Detroit	W	2-1
4/27	Bowling Green	W	10-2
4/27	Bowling Green	W	5-0
4/28	at Western Michigan	L	1-5
4/28	at Western Michigan	L	2-3
4/29	Valparaiso	W	2-1
4/29	Valparaiso	W	7-2
5/1	Wright State	W	5-2
5/1	Wright State	W	3-0
5/2	Illinois-Chicago Circle	W	9-2
5/2	Illinois-Chicago Circle	W	11-4
5/4	Northwestern	L	3-9
5/4	Northwestern	W	3-1

## 1983 - Record: 19-28

3/13	vs. Creighton (@ORU)	L	5-6
3/13	at Oral Roberts	L	3-12
3/14	vs. Kansas State (@ORU)	L	0-9
3/14	at Oral Roberts	L	0-8
3/15	vs. Kansas State (@ORU)	L	3-5
3/16	St. Mary of Plains (@ORU)	L	1-3
3/16	St. Mary Plains (@ORU)	W	8-1
3/17	at Arkansas	L	0-5
3/18	at Missouri Southern	W	3-1
3/19	at Southwest Missouri	L	1-13
3/19	at Southwest Missouri	W	9-7
3/26	at Miami (OH)	L	1-2
3/26	at Miami (OH)	L	5-6
3/27	at Dayton	L	5-6
3/31	at Valparaiso	W	4-2
3/31	at Valparaiso	W	4-2
4/4	Xavier	L	3-6
4/4	Xavier	W	9-0
4/5	Xavier	W	4-3
4/5	Xavier	W	5-3
4/7	Bethel	W	3-2
4/7	Bethel	W	7-2
4/13	Ball State	W	5-3
4/13	Ball State	L	1-9
4/16	Indiana State	L	0-3
4/16	Indiana State	L	1-4
4/19	at Northwestern	L	5-7
4/19	at Northwestern	L	0-3
4/23	at Detroit	L	4-7
4/23	at Detroit	L	4-8
4/24	at Detroit	W	4-2
4/24	at Detroit	L	7-8
4/26	at Bowling Green	L	1-4
4/26	at Bowling Green	L	2-7
4/29	at Butler	W	5-2
4/29	at Butler	W	8-3
4/30	Butler	W	7-3
5/2	Western Michigan	L	4-17
5/2	Western Michigan	W	11-7
5/3	Valparaiso	L	2-6
5/3	Valparaiso	W	12-3
5/11	Lewis	L	4-7
5/11	Lewis	L	0-2
5/13	Michigan State	W	7-5
5/13	Michigan State	W	2-1

### Midwest City Conference Tournament Oral Roberts University Tulsa, Oklahoma (0-2)

5/21	at Oral Roberts	L	5-18
5/22	vs. Detroit	L	9-10

## 1984 - Record: 24-24

### 4-6 Midwest City Conference

#### Spring Break Trip

#### San Antonio, Texas (4-7)

3/17	at St. Edward's	L	5-7
3/18	vs. Trinity	W	4-3
3/19	vs. Minnesota	L	4-7
3/20	vs. St. Mary's (MN)	L	0-1
3/20	vs. St. Mary's (MN)	L	3-8
3/21	vs. Mankato State	W	8-5
3/22	vs. Trinity	W	8-2
3/22	vs. Trinity	W	9-0
3/23	at St. Mary's (TX)	L	7-8
3/24	at Texas Lutheran	L	4-5
3/24	at Texas Lutheran	L	4-6

3/29	at Bethel	L	11-12
3/31	at Indiana	W	3-1
3/31	at Indiana	L	1-4
4/1	Dayton	W	3-1
4/1	Dayton	W	10-4
4/7	Wisconsin	W	7-6
4/7	Wisconsin	W	7-4
4/8	DePauw	W	9-3
4/8	DePauw	L	10-11
4/10	Illinois-Chicago	W	15-1
4/11	at Michigan State	L	1-7
4/11	at Michigan State	L	2-7
4/14	at Xavier	L	1-4
4/14	at Xavier	W	12-9
4/15	at Xavier	L	1-4
4/15	at Xavier	L	3-14
4/18	Purdue	W	4-1
4/18	Purdue	L	4-5
4/21	at Detroit	L	1-7
4/21	at Detroit	W	1-0
4/24	at Valparaiso	W	9-5
4/24	at Valparaiso	W	8-7
4/25	Bowling Green	L	0-4
4/25	Bowling Green	W	7-1
4/28	Butler	W	10-5
4/28	Butler	W	16-2
4/29	at Butler	L	4-7
4/29	at Butler	L	2-5
5/2	at Western Michigan	L	2-4
5/2	at Western Michigan	W	4-1
5/5	Huntington	W	14-4
5/5	Huntington	W	14-0
5/6	at Lewis	L	0-4
5/6	at Lewis	W	6-3
	at Valparaiso	L	7-11
5/8	Northwestern	W	16-11
5/8	Northwestern	L	2-4



Mike Trudeau ranked as one of Notre Dame's top hitters in the mid-1980s, compiling a .343 career batting average.



## 1985 – Record: 26-27-2

### 8-4 MWCC, 2nd National Div. 1-2 MWCC Tournament

3/16	at Texas Christian	L	3-9
3/17	at Houston	L	4-14
3/18	at St. Mary's (TX)	W	9-1
3/19	at St. Edward's	L	6-9
3/19	at St. Edward's	L	2-3
3/20	at Schreiner	W	8-3
3/21	at Trinity	W	8-3
3/21	at Trinity	W	8-6
3/22	at St. Mary's (TX)	L	5-7
3/23	at Texas Lutheran	L	7-13
3/23	at Texas Lutheran	L	0-14
4/2	Ball State	W	6-5
4/2	Ball State	L	3-8
4/3	Northwestern	L	3-8
4/3	Northwestern	W	11-5
4/4	Michigan State	L	1-3
4/4	Michigan State	L	5-6
4/6	Wisconsin	L	6-7
4/6	Wisconsin	W	7-1
4/7	Wisconsin (8)	L	5-6
4/7	Wisconsin (8)	T	15-15
4/10	at Northwestern	L	1-4
4/10	at Northwestern	L	1-6
4/11	Bethel	W	9-6
4/11	Bethel	W	8-5
4/13	Xavier	L	0-4
4/13	Xavier	W	5-4
4/14	Xavier	L	4-16
4/14	Xavier	L	4-7
4/16	Valparaiso	L	3-5
4/16	Valparaiso	W	6-4
4/17	Purdue	L	3-13
4/17	Purdue	L	8-13
4/20	at Detroit	W	3-2
4/20	at Detroit	W	12-6
4/21	at Detroit	W	19-0
4/21	at Detroit	W	19-6
4/23	Lewis	L	4-9
4/23	Lewis	W	11-5
4/24	at Bowling Green	W	10-9
4/24	at Bowling Green	T	5-5
4/27	at Butler	L	2-3
4/27	at Butler	W	5-1
4/28	Butler	W	8-7
4/28	Butler	W	7-2
4/30	at Illinois-Chicago	W	11-1
5/1	Western Michigan	W	7-1
5/1	Western Michigan	W	2-1
5/4	at Maine	W	7-3
5/4	at Maine	W	1-0
5/5	at Maine	L	4-6
5/5	at Maine	L	1-7

### Midwest City Conference Tournament

#### Oral Roberts University Tulsa, Oklahoma (1-2)

5/17	at Oral Roberts	L	13-14
5/18	vs. Evansville	W	1-0
5/18	vs. Oral Roberts	L	0-12

### Did You Know? ...

The 1984 Notre Dame baseball team opened its season with Spring Break games in San Antonio, which proved to be a fine host for the Irish during the rest of the decade (the team has returned to the Alamo City 17 times from 1985-2008).

## 1986 – Record: 22-28

### 5-7 Midwestern Collegiate Conf.

3/9	at Indiana	L	9-10
3/9	at Indiana	L	10-11
3/15	at DePauw	W	11-5
3/15	at DePauw	W	11-1
3/16	at DePauw	W	8-7
3/16	at DePauw	W	9-7
3/17	St. Joseph's (IN)	W	4-1
3/17	St. Joseph's (IN)	W	8-0

### California Riverside Invitational (0-7)

3/24	vs. Washington	L	4-10
3/25	at California-Riverside	L	2-13
3/26	vs. Oregon State	L	1-4
3/27	vs. Tulane	L	6-8
3/27	vs. Wisconsin	L	9-11
3/28	vs. Brigham Young	L	0-10
3/28	vs. Cornell	L	2-4

4/1	Chicago State	W	8-4
4/2	at Valparaiso	W	5-0
4/3	at Bethel	W	6-4
4/3	at Bethel	W	7-5
4/5	Wisconsin	L	6-9
4/5	Wisconsin	L	7-9
4/6	Wisconsin	W	8-7
4/6	Wisconsin	W	7-6
4/8	at Michigan State	L	7-8
4/8	at Michigan State	W	20-11
4/9	Illinois-Chicago	W	11-7
4/12	at Xavier	L	3-15
4/12	at Xavier	W	7-5
4/13	at Xavier	L	5-7
4/13	at Xavier	L	2-5
4/16	at Purdue	L	6-20
4/19	Detroit	L	6-8
4/19	Detroit	L	10-13
4/20	Detroit	L	2-3
4/20	Detroit	L	5-10
4/22	at Lewis	L	0-18
4/23	Bowling Green	L	3-4
4/23	Bowling Green	W	15-4
4/26	Butler	W	7-6
4/26	Butler	W	11-6
4/27	at Butler	W	14-0
4/27	at Butler	W	9-2
4/29	Purdue	L	6-9
4/30	at Western Michigan	L	7-8
4/30	at Western Michigan	L	4-5
	Valparaiso	W	5-1
5/3	at Northwestern	L	2-3
5/3	at Northwestern	L	1-8
5/4	Northwestern	L	4-6
5/4	Northwestern	W	22-5

## 1987 – Record: 15-29

### 2-6 MCC, First Eastern Division

3/7	at Indiana	L	3-4
3/7	at Indiana	L	2-4
3/8	at Indiana	L	0-3

### Spring Break Trip

#### San Antonio, Texas (6-4)

3/14	at Schreiner	W	3-1
3/14	at Schreiner	W	4-1
3/15	vs. St. Edward's (@ Keefe)	L	3-5
3/16	vs. SW TX (@ Keefe)	W	10-5
3/17	vs. Inc. Word (@ Trinity)	W	8-6
3/17	vs. Inc. Word (@ Trinity)	L	7-8
3/18	Baylor (@ Keefe)	L	4-9
3/19	at St. Mary's (TX)	L	3-7
3/20	at Texas Lutheran	W	3-1
3/21	at St. Mary's (TX)	W	8-1
3/28	at Ball State	L	2-4
3/28	at Ball State	W	3-2
3/29	Indiana	L	5-11
4/1	Valparaiso	L	5-9
4/4	Wisconsin	L	0-7
4/4	Wisconsin	L	0-7

4/5	Wisconsin	L	1-3
4/5	Wisconsin	L	1-5
4/7	Michigan State	L	10-13
4/7	Michigan State	L	8-10
4/8	at Illinois-Chicago	W	20-3
4/11	at Tulane	L	3-11
4/11	at Tulane	W	8-6
4/12	at Tulane	L	1-7
4/18	at Detroit	L	2-3
4/18	at Detroit	L	2-6
4/19	St. Joseph's (IN)	W	6-3
4/19	St. Joseph's (IN)	W	6-5
4/21	Bethel	W	10-1
4/23	Butler	L	5-6
4/25	vs. St. Louis (@Sauget, IL)	L	1-3
4/25	vs. St. Louis (@Sauget, IL)	W	5-2
4/26	vs. St. Louis (@Sauget, IL)	L	2-3
4/27	Western Michigan	L	5-7
4/28	Purdue	L	5-8
4/30	at DePauw	W	13-3
4/30	at DePauw	L	3-5
5/2	Xavier	L	0-2
5/2	Xavier	W	4-1
5/3	at Northwestern	L	0-1
5/4	Northwestern	L	6-7



**Pat  
Murphy**  
1988-94

Seven seasons  
318-116-1 (.732)

## 1988 – Record: 39-22

### 9-3 MCC, First Eastern Division 1-2 MCC Tournament

2/25	at Duke	W	14-11
2/26	at Duke	L	6-9
2/27	at Wake Forest	L	10-17
2/28	at Wake Forest	L	5-12
3/6	at Indiana	L	1-10
3/6	at Indiana	L	4-7
3/9	Goshen	W	10-0

### Spring Break Trip

#### San Antonio, Texas (4-5)

3/12	at Schreiner	L	0-4
3/12	at Schreiner	W	19-2
3/14	at St. Edward's	L	4-5
3/14	at Texas Lutheran	W	7-3
3/14	at Texas Lutheran	W	8-2
3/17	at Incarnate Word	L	2-10
3/18	vs. Cornell (@ Keefe)	W	16-2
3/19	at St. Mary's (TX) (8)	L	6-7
3/19	at St. Mary's (TX)	L	1-3

3/23	at Bethel	W	5-1
3/23	at Bethel	W	2-1
3/25	Wisconsin	L	2-9
3/26	at Butler	W	5-1
3/26	at Butler (8)	W	3-2
3/27	Chicago State (CS)	W	3-1
3/27	Chicago State (CS)	W	3-0
3/30	Dayton (CS)	L	0-3
3/30	Dayton (CS)	W	12-2
3/31	Dayton (CS)	W	3-2
3/31	Dayton (CS)	L	2-4
4/4	at Bowling Green	W	11-7
4/5	Northeastern Illinois	W	5-4
4/9	at Xavier	W	14-2
4/9	at Xavier	W	13-4
4/10	at Xavier	W	6-1
4/10	at Xavier	W	7-6
4/12	at Purdue	L	7-11
4/13	Northwestern	L	0-5
4/16	Detroit	W	9-8
4/16	Detroit	W	12-11
4/17	Detroit	L	12-14

4/17	Detroit	W	16-11
4/19	at Western Michigan	L	10-28
4/21	IUPUI (CS)	L	5-10
4/23	at Michigan State	L	1-13
4/23	at Michigan State	L	5-6
4/24	Illinois-Chicago	W	8-1
4/24	Illinois-Chicago	W	8-1
4/26	Purdue	W	5-2
5/7	at Valparaiso	W	10-2
5/7	at Valparaiso	W	9-3
5/8	Valparaiso	W	12-3
5/8	Valparaiso	W	6-5
5/9	Tri-State	W	8-2
5/9	Tri-State	W	16-5
5/10	at Illinois-Chicago	W	10-3
5/10	at Illinois-Chicago	W	8-4
5/11	at Ball State	W	13-4
5/11	at Ball State	W	2-0
5/17	University of Chicago	W	11-2
5/17	University of Chicago	W	8-5

### Midwestern Collegiate Conf. Tournament

#### Coveleski Stadium

#### South Bend, Indiana (1-2)

5/20	Butler	W	11-6
5/21	Detroit	L	4-5
5/22	Evansville	L	6-9

## 1989 – Record: 48-19-1

### 22-9 MCC, 2nd Eastern Division MCC Champions NCAA Tournament Team

2/23	at Trinity	W	12-2
2/23	at Trinity	W	12-4
2/24	at Texas	W	12-9
2/25	at St. Mary's (TX)	L	0-5
2/25	at St. Mary's (TX)	W	4-2
3/5	vs. Pitt. (@ Orlando)	W	16-9
3/6	at Rollins College	L	1-8
3/8	at Miami (FL)	W	4-2
3/9	vs. Vanderbilt (@Rollins)	L	2-11
3/10	vs. Penn. (@ Orlando)	W	15-8
3/11	vs. Columbia (@Orl.)	W	9-2
3/18	at Duke	W	5-4
3/19	vs. St. Bon. (@Duke)	W	5-2
3/19	at Duke	L	2-8
3/23	at Butler	W	15-1
3/23	at Butler	W	12-3
3/25	at Indiana	L	0-10
3/29	Chicago State	W	7-1
4/1	at Saint Louis	W	1-0
4/1	at Saint Louis	W	6-2
4/5	Illinois-Chicago	W	13-2
4/5	Illinois-Chicago	L	0-5
4/9	at Xavier	W	3-2
4/9	at Xavier	W	12-3
4/10	at Xavier	W	12-1
4/10	at Xavier	W	6-3
4/12	at Illinois-Chicago	W	5-0
4/12	at Illinois-Chicago	W	6-3
4/13	Butler	W	5-1
4/13	Butler	W	11-6
4/15	at Dayton	W	6-5
4/15	at Dayton	W	13-4
4/16	at Dayton	L	3-7
4/16	at Dayton	W	22-9
4/19	Northwestern	W	10-8
4/20	Tri-State	W	16-5
4/22	Detroit (CS)	L	0-1
4/22	Detroit (CS)	W	7-2
4/23	Detroit (CS)	L	3-6
4/23	Detroit (CS)	L	4-5
4/26	Indiana	W	11-7
4/27	at Chicago State	W	7-4
4/27	at Chicago State	L	4-5
4/29	Xavier	W	3-0
4/29	Xavier	W	11-6
4/30	Xavier	W	8-5
4/30	Xavier	L	2-6



# Year-by-Year Results

1989 (cont.)

5/1	at Valparaiso	W	5-4
5/2	Valparaiso	W	15-14
5/4	at Northwestern	T	5-5
5/6	at Detroit	L	2-4
5/6	at Detroit	L	2-4
5/7	at Detroit	L	6-7
5/7	at Detroit	W	7-6
5/13	Dayton	W	9-4
5/13	Dayton	W	3-2
5/14	Dayton	L	3-5
5/14	Dayton	W	14-0

Midwestern Collegiate Conf. Tournament

Coveleski Stadium

South Bend, Indiana (6-1)

5/17	Butler	W	13-1
5/18	Detroit	L	15-16
5/19	Saint Louis	W	10-6
5/20	Dayton	W	20-4
5/20	Evansville	W	11-2
5/20	Detroit	W	4-1
5/20	Detroit	W	21-10

NCAA Tournament - West II Regional, Fresno, California (1-2)

5/26	at Fresno State	L	8-9
5/27	vs. Portland	W	8-6
5/28	at Fresno State	L	4-11

## 1990 - Record: 46-12

18-2 MCC, 1st Eastern Division  
2-2 in MCC Tournament

2/5	Goshen	W	3-0
2/23	at Hawaii	L	0-6
2/24	at Hawaii	L	7-12
3/2	at Texas	L	3-5
3/3	at St. Mary's (TX)	W	3-2
3/3	at St. Mary's (TX)	W	5-1
3/4	at Trinity	W	5-4
3/10	at Saint Louis	W	10-2
3/11	vs. Bradley (@SLU)	W	10-2
3/11	vs. N. Iowa (@SLU)	W	6-1

College Baseball Classic

Kingdome

Seattle, Washington (3-1)

3/16	vs. Air Force	W	4-3
3/16	vs. Washington	W	8-4
3/17	vs. Duke	L	2-4
3/17	vs. Air Force	W	4-3
3/25	at Butler	W	3-1
3/25	at Butler	W	4-2
3/28	at Purdue	L	8-10
3/31	Saint Louis (CS)	W	5-0
4/7	Dayton	W	11-3
4/7	Dayton	W	6-4
4/8	Dayton	W	7-1
4/8	Dayton	W	10-9
4/12	Purdue (CS)	W	14-2
4/14	at Xavier	W	6-4
4/15	at Xavier	L	2-3
4/15	at Xavier	W	4-2
4/16	at Xavier	W	2-0
4/18	Northwestern (CS)	L	3-7
4/19	Butler	L	7-8
4/19	Butler	W	3-2
4/22	at Dayton	W	11-1
4/22	at Dayton	W	14-2
4/23	at Dayton	W	7-3
4/23	at Dayton	L	5-6
4/24	Chicago State (CS)	W	5-4
4/24	Chicago State (CS)	W	12-4

4/25	Chicago State (CS)	W	6-3
4/25	Chicago State (CS)	W	3-2
4/28	at Detroit	W	3-2
4/28	at Detroit	W	10-9
4/29	at Detroit	W	4-3
4/29	at Detroit	W	4-2
4/30	at Illinois-Chicago	W	10-8
4/30	at Illinois-Chicago	L	8-9
5/2	Valparaiso	W	6-4
5/2	Valparaiso	W	11-1
5/5	Xavier	W	8-6
5/5	Xavier	W	17-13
5/6	Xavier	W	6-2
5/6	Xavier	W	14-4
5/13	Detroit	W	7-1
5/13	Detroit	W	8-4
5/15	Chicago	W	9-1
5/15	Chicago	W	4-1

Midwestern Collegiate Conf. Tournament

Coveleski Stadium

South Bend, Indiana (2-2)

5/17	Butler	W	6-0
5/18	Evansville	L	3-7
5/18	Dayton	W	16-3
5/19	Evansville	L	7-8



Second baseman Greg Layson - who ranks fifth in Notre Dame history with 80 career stolen bases - earned first team all-Midwestern Collegiate Conference honors in 1991, as the second of six Notre Dame freshmen ever named first team all-conference (since '83), with that group including outfielder Scott Sollmann ('94) and his brother Steve ('01), an All-America second baseman.

## 1991 - Record: 45-16

18-5 MCC, 2nd Place

MCC Tournament Champion

Oakland A's Tournament (2-2)

Phoenix, Arizona

2/21	vs. Dartmouth	W	4-2
2/22	vs. Nebraska	W	8-5
2/23	vs. Ohio State	L	1-6
2/24	vs. Ohio State (11)	L	11-12
3/1	at Texas	W	13-4
3/2	at St. Mary's (TX)	W	6-4
3/2	at St. Mary's (TX)	W	9-3
3/3	at Trinity	W	8-2
3/3	at Trinity	W	8-3

Diamond Club Classic

Mobile, Alabama (1-3)

3/9	at South Alabama	L	7-9
3/10	vs. Michigan	L	5-6
3/11	at Tulane	L	3-5
3/12	at Louisiana State	W	6-3

College Baseball Classic

Kingdome

Seattle, Washington (4-0)

3/15	vs. Air Force	W	9-6
3/15	vs. Northwestern	W	7-0
3/16	vs. Washington	W	9-7
3/17	vs. Washington	W	4-2
3/22	at Virginia	L	6-12
3/24	at Virginia	W	12-0
3/24	at Virginia	L	2-5

Oscar Mayer Classic

Metrodome

Minneapolis, Minnesota (0-3)

3/29	vs. Stanford	L	3-7
3/30	vs. Minnesota	L	5-9
3/31	vs. UCLA	L	3-6

4/6	at Evansville	L	0-5
4/6	at Evansville	W	12-6
4/7	at Evansville	L	1-2
4/7	at Evansville	W	5-0
4/11	at Tri-State	W	10-6
4/13	Xavier	W	12-5
4/14	Xavier	W	7-6
4/14	Xavier	W	9-3
4/15	Illinois-Chicago (CS)	W	4-0
4/15	Illinois-Chicago (CS)	W	1-0
4/17	Chicago State (CS)	W	5-1
4/17	Chicago State (CS)	W	5-0
4/18	at Michigan	W	11-6
4/20	at Butler	W	11-0
4/20	at Butler	W	5-1
4/21	at Butler	W	2-1
4/21	at Butler	W	7-2
4/24	Indiana State (CS)	W	6-5
4/27	Saint Louis	W	8-5
4/27	Saint Louis	W	18-7
4/28	Saint Louis	W	2-1
4/28	Saint Louis	L	1-3
5/1	Valparaiso	W	12-0
5/1	Valparaiso	W	11-5
5/4	Detroit	L	5-6
5/4	Detroit	L	4-7
5/5	Detroit	W	6-2

### Did You Know? ...

The Notre Dame baseball team - under first-year head coach Pat Murphy - won 39 games in 1988, setting in motion a 19-year period in which the Irish averaged nearly 45 wins per season (from 1988-2006) while advancing to the NCAA's 13 times in that 19-year span.

5/5	Detroit	W	7-1
5/11	at Dayton	W	6-4
5/11	at Dayton	W	20-0
5/12	at Dayton	W	10-2
5/12	at Dayton	W	12-8
5/13	Western Michigan	L	5-8
5/14	Chicago	W	18-14

Midwestern Collegiate Conf. Tournament

Coveleski Stadium

South Bend, Indiana (4-0)

5/15	Dayton	W	8-2
5/16	Detroit	W	9-7
5/17	Evansville	W	12-5
5/18	Evansville	W	12-5

CS - Coveleski Stadium

## 1992 - Record: 48-15

18-2 MCC, 1st Eastern Division  
MCC Champs, NCAA Team

Service Academies Classic (4-0)

Millington, Tennessee

2/28	vs. Army	W	2-1
2/28	vs. Navy	W	7-6
2/29	vs. Air Force	W	12-4
3/1	vs. Memphis State (7)	W	10-0

Big Four Classic; Louisville, Ky. (3-1)

3/6	at Louisville	W	3-2
3/7	vs. Kentucky	L	1-8
3/7	vs. Indiana	W	4-1
3/8	vs. Kentucky	W	6-2

College Baseball Classic (3-1)

Kingdome

Seattle, Washington

3/12	vs. Washington	W	4-0
3/13	vs. Brigham Young	L	3-7
3/14	vs. Yale	W	13-7

3/15	vs. Washington State	W	9-6
3/20	at Arizona State	L	2-16
3/21	at Arizona State	L	5-10
3/22	at Arizona State	L	5-9
3/27	at Miami (FL)	W	2-1
3/28	at Miami (FL)	L	6-18
3/29	at Miami (FL) (11)	L	5-6
4/4	Ball State (CS) (7)	W	7-1
4/4	Ball State (CS)	L	0-3
4/5	Western Michigan (CS)	W	9-1
4/6	Toledo (CS)	W	13-7
4/8	Purdue (CS)	L	4-5
4/10	Evansville (CS)	W	6-0
4/11	Evansville (7)	W	5-1
4/11	Evansville (7)	W	7-3
4/12	Evansville	W	4-0
4/15	Illinois (CS)	L	2-7
4/16	at Purdue (5)	W	7-0
4/17	Butler (CS) (7)	W	10-0
4/17	Butler (CS)	W	4-3
4/18	Butler (CS) (8)	W	1-0
4/18	Butler (CS)	W	6-2
4/20	at Indiana State	W	18-7
4/21	at Illinois	L	12-13
4/25	at Xavier (7)	L	0-1
4/25	at Xavier	W	5-3
4/26	at Xavier	W	11-5
4/26	at Xavier	W	9-1
4/29	Illinois-Chicago (CS)	W	2-1
4/29	Illinois-Chicago (CS)	W	9-2
4/30	Eastern Michigan	W	6-1
5/1	Cleveland State (5)	W	22-3
5/1	Cleveland State	W	20-9
5/2	at Detroit Mercy (5)	W	16-1
5/2	at Detroit Mercy (5)	W	20-0
5/3	at Detroit Mercy (7)	W	11-2
5/3	at Detroit Mercy	W	5-1
5/8	Michigan (CS)	W	5-3
5/9	Dayton (7)	L	2-5
5/9	Dayton (11)	W	7-5



5/10	Dayton (7)	W	7-1
5/10	Dayton	W	10-5
5/11	Bowling Green (CS)	W	6-5

**Midwestern Collegiate Conf. Tournament  
Coveleski Stadium**

**South Bend, Indiana (4-0)**

5/13	Xavier	W	3-2
5/14	Dayton	W	10-1
5/15	Detroit Mercy	W	11-2
5/16	Evansville	W	8-1

**NCAA Tournament – Atlantic Regional**

**Miami, Florida (3-2)**

5/22	vs. South Carolina	L	1-5
5/23	at Miami	W	6-3
5/24	vs. Delaware	W	12-6
5/25	vs. South Carolina	W	11-2
5/25	at Miami	L	1-5

**1993 – Record: 46-16**

**23-4 MCC, 1st Place**

**MCC Champions**

**NCAA Tournament Team**

3/8	at Arizona State	W	11-4
3/9	at Arizona	L	6-19
3/10	at Arizona	L	9-10
3/13	at Wichita State	L	11-14
3/14	at Wichita State	W	8-6
3/19	at Kentucky	W	7-6
3/20	at Kentucky	L	10-13
3/21	at Kentucky	L	7-8
3/21	at Kentucky	L	6-9
3/27	at Xavier (7)	W	6-0
3/27	at Xavier	W	18-5
3/28	at Xavier	W	14-4
3/28	at Xavier	W	8-4
4/3	at Butler	L	1-3
4/3	at Butler (7)	W	3-0
4/4	at Butler	W	17-9
4/4	at Butler	W	18-3
4/6	Illinois (CS)	L	4-11
4/7	at Purdue	W	2-1
4/9	LaSalle (CS)	W	4-3
4/10	LaSalle (CS)	W	20-0
4/10	LaSalle (CS)	W	6-2
4/11	LaSalle (CS) (7)	W	8-3
4/12	Cleveland State	W	8-3
4/12	Cleveland State	W	11-5
4/18	at Duquesne (7)	W	5-1
4/18	at Duquesne	W	11-0
4/19	at Duquesne	W	12-8
4/19	at Duquesne (5)	W	11-0
4/20	Toledo	W	5-2
4/20	Toledo (7)	W	2-1
4/21	Purdue (CS)	W	7-5
4/24	at Evansville	L	3-11



**Outfielder Rowan Richards was a top reserve as a freshman on Notre Dame's 1993 team before cracking the starting lineup in 1995 and '96.**

**Midwestern Collegiate Conf. Tournament  
Coveleski Stadium**

**South Bend, Indiana (4-1)**

5/18	Duquesne	W	18-4
5/19	Butler	W	15-2
5/20	Detroit Mercy	W	14-8
5/21	Evansville	L	1-5
5/22	Evansville	W	22-5

**NCAA Tournament – East Regional**

**Tallahassee, Florida (3-2)**

5/27	vs. Mississippi State	W	15-1
5/28	at Florida State (11)	L	3-7
5/29	vs. Central Florida	W	12-3
5/29	at Florida State	W	4-3
5/30	vs. Long Beach State	L	3-13

CS – Coveleski Stadium

**1994 – Record: 46-16**

**14-4 MCC, 1st Place**

**MCC Champions**

**NCAA Tournament Team**

3/5	at Tulane	W	8-2
3/6	at Tulane	W	9-0
3/7	at Tulane	L	2-6
3/10	at Alabama	L	2-5
3/11	at Alabama	W	5-4
3/12	at Alabama	W	10-7

**College Baseball Classic**

**Kingdome**

**Seattle, Washington (1-2)**

3/17	vs. Tennessee	L	5-8
3/18	vs. Washington	L	2-4
3/19	vs. Brigham Young	W	7-2
3/26	at LaSalle	W	9-2
3/26	at LaSalle	W	21-1
3/30	Indiana	W	7-6
4/2	Miami (FL)	L	7-19
4/2	Miami (FL)	L	2-5
4/3	Miami (FL)	L	2-4

**Notre Dame's 1993 NCAA Tournament East Regional Team (48-19-1)**

*(kneeling, from left) Greg Layson, A.J. Jones, Mark Mapes, Bob Lisanti, Robbie Kent, David Sinnes, assistant coach Brian Cleary, Robbie Birk, Casey Clevenger, Dewan Simon, junior manager Dave Walters;*

*(middle row, from left) senior manager Ed Smith, athletic trainer Mike Bean, George Restovich, Tom Price, Edwin Hartwell, assistant coach Gary Tuck, head coach Pat Murphy, assistant coach Cory Mee, Craig DeSensi, Bill Fideli, Marty DeGraff and Matt Haas;*

*(back row, from left) Eric Danapilis, Tim Kraus, Garret Carlson, Alan Walania, Dan Adams, Ryan Topham, Paul Failla, Chris Michalak, Craig Allen, Corey Wroblewski and Colin Rittgers (not pictured: Rowan Richards).*

4/7	Toledo	W	5-3
4/8	Xavier	W	13-2
4/9	Xavier	W	11-6
4/9	Xavier	W	14-3
4/10	Xavier	W	15-3
4/12	Illinois-Chicago	W	14-1
4/15	Wisconsin-Milwaukee	W	12-3
4/15	Wisconsin-Milwaukee	W	14-8
4/16	at Butler	L	1-3
4/16	at Butler	W	8-0
4/17	at Butler	W	3-0
4/17	at Butler	W	10-3
4/18	Cleveland State	W	18-4
4/18	Cleveland State	W	14-5
4/19	Purdue	W	8-1
4/21	Valparaiso	W	15-1
4/23	Evansville	W	3-2
4/23	Evansville	L	5-9
4/24	Evansville	W	7-6
4/24	Evansville	W	12-0
4/25	Goshen	W	11-5
4/25	Goshen	W	8-7
4/27	Indiana State	W	4-0
4/29	Northern Iowa	W	3-0
5/6	Saint Louis	W	14-3
5/7	Saint Louis	W	11-5
5/8	Saint Louis	W	6-4
5/9	Central Michigan	W	5-4
5/10	at Purdue	W	12-5
5/12	at Indiana State	L	8-11
5/13	Detroit	W	5-4
5/13	Detroit	L	8-9
5/14	Detroit	L	5-10
5/14	Detroit	W	5-4
5/16	Chicago State	W	5-1
5/16	Chicago State	W	8-2
5/17	Eastern Illinois	L	4-8
5/17	Eastern Illinois	W	10-3

**Did You Know? ...**

Notre Dame ended the 1994 season with an 8-0 shutout loss to Auburn in the NCAAs but the Irish then scored in their next 133 games (1995-97) to set the team record for scoring streak. That mark was broken with a 231-game scoring streak from 1999-2002 while the 2002-06 teams combined to score in 215 straight.



# Year-by-Year Results

## Midwestern Collegiate Conf. Tournament Coveleski Stadium

### South Bend, Indiana (4-1)

5/18	LaSalle	W	21-1
5/19	Detroit	L	6-7
5/19	Butler	W	11-3
5/20	Evansville	W	13-3
5/21	Evansville	W	10-2

## NCAA Tournament – East Regional Clemson, South Carolina (2-2)

5/26	vs. Old Dominion	L	5-9
5/27	at Clemson	W	8-1
5/28	vs. The Citadel	W	5-1
5/29	vs. Auburn	L	0-8



Notre Dame returned to the NCAA's in 1996, as part of a wild 62-game season that featured the program's first year in the BIG EAST Conference and a strong runner-up showing at the BIG EAST Tournament.



**Paul Mainieri**  
1995-2006

12 seasons  
533-213-3  
(.714)

## 1995 – Record: 40-21

11-4 MCC, 1st Western Division  
MCC Tournament Runner-Up

### Anaheim Classic

#### Fullerton, California (1-2)

2/24	vs. Texas	L	6-10
2/25	at Cal State Fullerton	L	3-20
2/26	vs. Pepperdine	W	14-5

### College Baseball Classic Kingdome

#### Seattle, Washington (3-0)

3/3	vs. Washington	W	21-10
3/4	vs. Washington State	W	2-1
3/5	vs. Nevada	W	11-4

### Irish Baseball Classic Wolff Stadium

#### San Antonio, Texas (2-2)

3/11	vs. George Washington	W	3-0
3/12	vs. Baylor	L	1-2
3/13	vs. Nebraska	W	5-3
3/14	vs. Baylor	L	4-10

### Played in San Antonio, Texas (Wolff Stadium)

3/15	vs. Texas-Pan American	W	7-6
3/15	vs. Texas-Pan American	L	1-5
3/16	vs. Texas-Pan American	W	13-4
3/19	vs. Texas-San Antonio	L	3-7

3/21	at Indiana State	L	8-12
3/24	at Miami (FL)	L	4-9
3/25	at Miami (FL)	L	4-12
3/26	at Miami (FL)	W	5-2
3/28	at Indiana	W	12-3
3/29	Bowling Green	L	4-5
3/30	Cincinnati	W	5-4
4/1	Butler	W	11-5
4/1	Butler	W	15-5
4/2	Butler	W	3-1
4/2	Butler	W	17-5
4/5	Chicago State	W	4-1
4/6	at Bowling Green	W	17-8
4/7	Wisconsin-Milwaukee	L	6-10
4/8	Wisconsin-Milwaukee	W	7-6
4/8	Wisconsin-Milwaukee	W	10-1

4/11	Illinois	W	15-4
4/12	at Purdue	L	2-5
4/13	Siena Heights	W	13-2
4/15	Detroit	W	4-2
4/16	Detroit	W	11-5
4/18	Duquesne	W	11-1
4/18	Duquesne	W	16-1
4/19	Purdue	W	7-2
4/21	Indianapolis	W	4-3
4/21	Indianapolis	W	3-2
4/22	Illinois-Chicago	W	6-0
4/22	Illinois-Chicago	W	10-3
4/23	Illinois-Chicago	W	11-0
4/23	Illinois-Chicago (10)	L	4-6
4/25	Alabama	W	5-3
4/26	Alabama	L	1-9
4/27	Eastern Illinois	W	9-3
4/29	at Northern Illinois	L	3-4

4/29	at Northern Illinois	L	5-6
4/30	at Northern Illinois	W	17-7
4/30	at Northern Illinois	W	7-4
5/2	vs. Michigan (OKP) (16)	L	6-7
5/4	at Central Michigan	L	3-8
5/4	at Central Michigan	L	7-8
5/5	Northeastern Illinois	W	4-1
5/5	Northeastern Illinois	W	3-1

### Midwestern Collegiate Conf. Tournament

#### Coveleski Stadium

#### South Bend, Indiana (3-2)

5/13	Xavier	W	9-7
5/14	Wright State	W	11-8
5/15	Wright State	L	6-8
5/16	Northern Illinois	W	12-4
5/16	Wright State	L	5-8

OKP – Old Kent Park (Grand Rapids, MI)



Scott Sollmann led Notre Dame in 1995 with a .402 season batting average and stands fourth in Notre Dame history with a .372 career mark. He also set Irish records for stolen bases in a season (52, 1996) and career (101) before signing with the Detroit Tigers after his junior season.

### Did You Know? ...

The 12-year span from 1995-2006 saw 48 Notre Dame players go on to be drafted or signed as free agents in professional baseball. Those players include several who have advanced to the triple-A level and three pitchers who have reached the big leagues, led by current Major Leaguers Brad Lidge (Philadelphia) and Aaron Heilman (Seattle Mariners).



Christian Parker's strong 1996 season (8-3, 4.24 ERA, 56 Ks) led to him being selected by the Montreal Expos in the fourth round of the 1996 draft. He later was traded to the New York Yankees organization and drew an opening-week start with the Yankees in 2001.

## 1996 – Record: 44-18

13-7 BIG EAST Conference,  
3rd National Division  
BIG EAST Tour. Runner-Up  
NCAA Tournament Team

2/17	at Georgia Tech	L	4-12
2/18	at Georgia Tech	L	4-9

### Service Academies Classic

#### Millington, Tennessee (3-1)

2/23	vs. Army (7)	W	12-3
2/23	vs. Navy (7)	W	1-0
2/24	vs. Air Force (7)	W	12-8
2/25	vs. Memphis	L	2-4

3/1	at New Orleans	W	8-3
3/2	at New Orleans	L	7-11
3/3	at New Orleans	L	7-12

### Husky Classic

#### Seattle (Wash.) Kingdome (2-1)

3/8	vs. Lewis and Clark St.	W	12-6
3/9	vs. Long Beach St. (8)	W	8-4
3/10	vs. Washington (6)	L	1-2

### Irish Baseball Classic

#### Wolff Stadium

#### San Antonio, Texas (4-0)

3/13	vs. Oral Roberts	W	6-2
3/14	vs. Southern Illinois	W	6-2
3/15	vs. Indiana	W	10-4
3/16	vs. Oral Roberts	W	10-6

3/23	at Boston College (7)	W	9-0
3/23	at Boston College	W	6-1
3/24	at Providence (7)	L	2-18
3/24	at Providence	W	10-7
3/27	Indiana State	W	5-4
3/28	Northeastern Illinois	W	6-3
3/30	Indiana Tech (7)	W	5-0
3/30	Indiana Tech	W	13-4
4/1	Butler	W	3-0
4/2	Bowling Green	W	7-2
4/3	Eastern Illinois	W	5-0
4/4	St. John's (7)	W	7-3
4/6	Connecticut (7)	W	7-6
4/6	Connecticut	L	9-10
4/8	Wisconsin-Milwaukee	W	8-6
4/10	Chicago State	W	10-7
4/11	Toledo	W	8-6
4/13	Rutgers (8)	L	2-4
4/13	Rutgers	W	5-3
4/14	Rutgers	L	7-10
4/16	at Northwestern	W	11-10
4/17	Purdue	W	7-4
4/18	Valparaiso	W	11-3
4/20	at Georgetown (7)	L	3-6
4/20	at Georgetown	W	7-3
4/21	at Georgetown	W	7-0





4/23	at Illinois	L	3-13
4/24	St. Norbert (7)	W	13-0
4/24	St. Norbert (7)	W	13-1
4/27	West Virginia (7)	L	4-6
4/27	West Virginia	L	5-8
4/30	Pittsburgh (7)	W	8-3
4/30	Pittsburgh	W	2-0
5/2	Michigan	W	8-3
5/4	Seton Hall (7)	W	7-1
5/4	Seton Hall	W	15-1
5/5	Seton Hall	W	10-1

#### **BIG EAST Championship**

##### **Dodd Stadium**

##### **Norwich, Connecticut (4-2)**

5/14	vs. West Virginia	L	8-10
5/15	vs. Villanova	W	7-3
5/17	vs. Providence	W	4-2
5/17	vs. St. John's	W	4-0
5/18	vs. West Virginia	W	5-2
5/18	vs. West Virginia	L	4-7

#### **NCAA Tournament – South I Regional**

##### **University of Alabama**

##### **Tuscaloosa, Alabama (1-2)**

5/23	vs. Virginia	W	12-1
5/24	vs. Stetson	L	6-7
5/25	vs. Virginia	L	1-7

## **1997 – Record: 41-19**

### **15-6 BIG EAST**

#### **1st National Division**

#### **2-2 in BIG EAST Tournament**

##### **Long Beach State Classic (0-3)**

2/21	at Long Beach State	L	8-10
2/22	vs. USC	L	4-14
2/23	vs. Mississippi (8)	L	5-11

##### **Service Academies Classic**

##### **USA Stadium**

##### **Millington, Tennessee (2-0)**

2/27	vs. Chris. Br. (non-SAC)	W	12-1
2/27	vs. Army (7)	W	8-0
2/28	vs. Arkansas (7)	W	8-5

##### **Played in San Antonio (Wolff Stadium)**

3/7	vs. Southwest Texas	W	9-5
3/8	vs. Penn State	L	2-9
3/9	vs. Texas-Pan Am.	W	5-4
3/10	vs. Texas-Pan Am. (7)	L	0-2
3/10	vs. Texas-Pan Am. (7)	L	2-5

##### **Irish Baseball Classic**

##### **Wolff Stadium**

##### **San Antonio, Texas (3-2)**

3/12	vs. Penn State (11)	W	9-8
3/13	vs. Creighton	W	7-3
3/14	vs. Northeastern Ill.	W	7-2
3/15	vs. NE Illinois (7, non-IBC)	L	5-10
3/15	vs. Creighton	L	5-8



Mike Amrhein was a 99th-round pick of the New York Yankees after a disappointing junior season ('96) but he returned for a memorable 1997 (.394, 14 HR, 71 RBI) and was selected in the 10th round by the Chicago Cubs.

3/20	IUPUI (12)	W	8-7
3/22	at Seton Hall (7)	L	4-5
3/22	at Seton Hall	L	0-16
3/23	at Seton Hall	L	10-16
3/25	Western Michigan	W	16-6
3/26	Northeastern Illinois	W	11-4
3/27	Central Michigan	W	14-9
3/29	at Connecticut (7)	W	7-2
4/2	Eastern Illinois	W	7-5
4/3	Wis.-Milwaukee (7)	W	12-7
4/3	Wis.-Milwaukee (7)	L	1-2
4/5	Providence (7)	W	10-5
4/5	Providence	W	14-10
4/6	Boston College (7)	W	11-6
4/6	Boston College	W	16-3
4/10	IUPUI (7)	W	11-3
4/10	IUPUI (7)	W	6-3
4/13	at Rutgers (7)	W	3-2
4/13	at Rutgers	L	14-15
4/14	at Rutgers	W	6-5
4/15	at Purdue	W	6-4
4/16	Bowling Green	W	4-0
4/17	Indiana Tech (10)	W	8-7

4/19	Villanova (7)	W	4-3
4/19	Villanova	W	14-3
4/20	Villanova	W	10-8
4/22	vs. Michigan (OKP)	L	3-4
4/23	Northwestern	L	3-12
4/24	Toledo	W	15-9
4/26	at West Virginia (7)	L	5-7
4/26	at West Virginia	W	7-6
4/27	at Pittsburgh (8)	W	11-8
4/27	at Pittsburgh	L	6-7
4/29	Valparaiso	W	10-6
5/1	Chicago State	W	7-5
5/3	Georgetown (7)	W	14-0
5/3	Georgetown	W	11-1
5/4	Georgetown	W	12-1
5/9	IUPUI	W	14-3
5/10	University of Chicago	W	3-1

#### **BIG EAST Championship**

##### **Dodd Stadium**

##### **Norwich, Connecticut (2-2)**

5/13	vs. Villanova	L	5-10
5/14	vs. Seton Hall	W	4-3
5/15	vs. West Virginia	W	8-1
5/15	vs. Villanova (11)	L	4-5

## **1998 – Record: 41-17**

### **15-4 BIG EAST**

#### **1st National Division**

#### **BIG EAST Tour. Runner-Up**

##### **ACC/Disney Blast**

##### **Disney Wide World of Sports Stadium**

##### **Orlando, Florida (1-2)**

1/30	vs. Florida State	W	10-1
1/31	vs. North Carolina St.	L	8-10
2/1	vs. Duke	L	1-3

2/14	at New Orleans (11)	L	3-4
2/14	vs. Loyola (@ UNO, LA)	W	5-2
2/20	at Miami (FL)	L	3-18
2/21	at Miami (FL)	L	2-27
2/22	at Miami (FL)	L	3-17
2/25	Central Michigan	W	7-5

##### **Diamond Classic**

##### **Bosse Field**

##### **Evansville, Indiana (3-0)**

2/27	vs. Evansville	W	6-1
2/28	vs. Purdue	W	12-6
3/1	vs. Indiana	W	6-5

##### **Played in San Antonio, Texas**

##### **(Wolff Stadium)**

3/7	vs. Southwest Texas	L	4-9
3/8	vs. Southwest Texas	W	8-0
3/9	vs. Brigham Young	W	15-4
3/11	vs. So. Ill. (Irish Classic)	W	4-3

3/24	Cincinnati	W	3-2
3/25	Indiana Tech	L	2-7
3/26	Northeastern Illinois (7)	L	4-10
3/26	Northeastern Illinois (7)	W	11-6
3/27	Indiana Tech	W	15-3
3/28	Georgetown (7)	W	7-6
3/28	Georgetown	W	19-7
3/29	Georgetown	W	10-2
4/1	Western Michigan	W	8-1
4/2	Bowling Green (11)	W	6-4
4/4	at Boston College (7)	W	5-2
4/4	at Boston College	W	6-4
4/5	at Boston College	W	16-6
4/7	Ball State	L	3-4
4/8	Chicago State	W	11-5
4/11	Villanova (7)	W	9-4
4/11	Villanova	W	14-10
4/13	Wis.-Milwaukee (7)	W	4-1
4/14	Manchester (7)	W	11-1
4/14	Manchester (7)	W	3-2
4/15	Purdue	W	7-1
4/18	vs. Pittsburgh (TRS) (7)	W	11-0
4/18	vs. Pittsburgh (TRS)	W	12-1
4/21	vs. Michigan (OKP)	W	9-1
4/22	Valparaiso (9)	W	1-0



Alex Shilliday's stellar four-year career (25-17, 4.41 ERA, 265 Ks in 290 IP from 1996-99) included five shutout innings to beat Florida State in the 1998 season opener (H, BB, 6 Ks) and the first two innings in Notre Dame's near-no-hit victory versus Miami in 1999 (1-0).



Notre Dame's record-setting 1997 lineup, led by assistant coach Cory Mee (from left), included the following players (listed in typical batting order): senior CF Randall Brooks (.366, 3 HR), freshman RF Jeff Perconte (.283, 3 HR), senior C/DH Mike Amrhein (.394, 14 HR), sophomore DH/C Jeff Wagner (.374, 17 HR), freshman SS Brant Ust (.372, 11 HR), sophomore LF Allen Greene (.365, 7 HR), freshman 1B Jeff Felker (.319, 4 HR), junior 2B Todd Frye (.308, 0 HR) and senior 3B J.J. Brock (.365, 3 HR).

# Year-by-Year Results

4/22	Valparaiso (7)	W	3-1
4/23	Toledo	W	15-4
4/25	at Seton Hall (7)	L	4-5
4/25	at Seton Hall	W	11-3
4/27	at Seton Hall	W	6-1
4/28	Michigan State	L	1-4
5/2	West Virginia (7)	W	4-3
5/2	West Virginia (10)	L	9-11
5/3	West Virginia (15)	W	5-3
5/9	St. John's (7)	L	0-3
5/9	St. John's	W	2-1
5/10	St. John's	L	5-6

## BIG EAST Championship Dodd Stadium

### Norwich, Connecticut (3-2)

5/13	vs. West Virginia	W	5-4
5/14	vs. St. John's	W	3-2
5/15	vs. Rutgers (10)	L	6-7
5/16	vs. Providence	W	9-7
5/16	vs. Rutgers	L	0-12

OKP – Old Kent Park  
(Grand Rapids, Michigan)  
TRS – Three Rivers Stadium (Pittsburgh)

## 1999 – Record: 43-18

### 20-5 BIG EAST (1st place)

### 1-2 at BIG EAST Tournament NCAA Tournament Team

2/19	vs. J. Madison (@FIU)	W	8-4
2/19	at Florida International	L	1-14
2/20	at Florida International	L	2-3
2/21	at Florida International	L	0-12

### University of New Orleans Invitational (2-1)

2/26	vs. Missouri (8)	L	1-13
2/27	at New Orleans	W	14-11
2/28	vs. Southern Illinois	W	15-5

### Played in San Antonio, Texas (Keeffe Field)

3/6	vs. Penn State	L	5-6
3/7	vs. Penn State	W	3-1
3/7	vs. Yale	L	3-4
3/8	vs. Dallas	W	19-16

### Irish Baseball Classic

#### Wolff Stadium

#### San Antonio, Texas (4-0)

3/10	vs. Penn State	W	6-3
3/11	vs. Creighton	W	5-4
3/12	vs. St. Mary's (TX)	W	4-3
3/13	vs. Creighton	W	5-3

3/20	at West Virginia (7)	W	4-1
3/20	at West Virginia	W	6-4
3/23	Western Michigan	W	12-8
3/27	at Villanova (RAF, 7)	W	4-0
3/27	at Villanova (RAF)	W	10-8
3/28	at Rutgers (7)	W	10-1
3/28	at Rutgers	L	1-17
3/30	Wisconsin-Milwaukee	W	7-6
4/1	Providence (7)	W	5-4
4/1	Providence	W	6-5
4/3	Connecticut (7)	W	11-7
4/3	Connecticut	W	11-8
4/5	Detroit	W	6-4
4/6	at Northwestern	L	10-20
4/7	Bowling Green	W	14-10
4/10	Pittsburgh (7)	W	4-1
4/10	Pittsburgh	W	3-2



Jeff Wagner (left) and Brant Ust (right) spent three seasons together on the Notre Dame baseball team (1997-99). Both players ended their Irish careers after the 1999 season, with Wagner managing to hold off the younger Ust for the Notre Dame career home run record (49, to Ust's 46).

4/25	Seton Hall	W	17-8
4/27	Illinois-Chicago (5)	W	3-1
4/28	Chicago State (7)	L	4-6
4/30	Oakland (MI) (10)	W	7-6
5/1	Oakland (MI) (7)	W	9-1
5/1	Oakland (MI)	W	10-5
5/8	at Georgetown (7)	W	8-2
5/8	at Georgetown	W	11-5
5/9	at Georgetown	W	11-5
5/11	Miami (FL)	L	3-5
5/12	Miami (FL)	W	1-0
5/15	at St. John's (7)	L	4-5
5/15	at St. John's	W	5-2
5/16	at St. John's	L	5-14

### BIG EAST Conference Championship

#### Waterfront Stadium

#### Trenton, New Jersey (1-2)

5/19-20	vs. West Virginia	W	7-2
5/21	vs. Seton Hall	L	3-11
5/22	vs. Providence	L	4-8

### NCAA South Bend Regional

#### Eck Stadium (1-2)

5/28	Creighton	W	8-1
5/29	Cal State Fullerton	L	3-6
5/29	Michigan	L	5-11

RAF – Richie Ashburn Field (Philadelphia)  
OKP – Old Kent Park (Grand Rapids, Mich.)



Paul O'Toole circles the bases after hitting a booming two-run shot over the Dudy Noble Field rightfield fence in Notre Dame's stunning 7-0 win over Mississippi State at the 2000 NCAA Starkville Regional. O'Toole also had a two-run double in the game and was one of five Irish players named to the all-regional team, with the others including senior 1B Jeff Felker, senior RHP Danny Tamayo, junior SS Alec Porzel and freshman LF Kris Billmaier.

## 2000 – Record: 46-18

### 18-7 BIG EAST (2nd place)

### 1-2 at BIG EAST Tournament; NCAA Tournament Team

#### Service Academies Classic (2-1)

##### Millington and Memphis, Tennessee

2/24	vs. Air Force	W	6-0
2/25	vs. Ohio State	L	4-5
2/27	at Memphis	W	4-3

#### Hormel Foods Baseball Classic (2-1)

##### Metrodome

##### Minneapolis, Minnesota

3/3	vs. Wake Forest	W	8-5
3/4	vs. Minnesota	L	7-9
3/5	vs. Georgia	W	6-4

3/7	Manchester College	W	5-1
-----	--------------------	---	-----

#### Kennel Clubs Classic

##### (first two at Wolfson Park; others at UNF)

##### Jacksonville, Florida (7-1)

3/11	vs. Duquesne	W	5-1
3/11	vs. Central Michigan	W	5-0
3/12	vs. Illinois	W	5-1
3/13	at North Florida	L	1-6
3/15	vs. Butler	W	3-2
3/16	vs. Iowa	W	3-2
3/17	vs. Akron	W	10-3
3/18	vs. Illinois	W	12-3

3/22	Detroit	W	10-3
3/25	at Villanova (RAF) (7)	W	4-0
3/25	at Vill. (RAF) (10)	W	7-3
3/26	at Villanova (RAF)	L	5-11
3/29	Wisconsin-Milwaukee	L	3-14
3/30	Siena Heights	W	9-2
4/1	at Connecticut (7)	W	8-3
4/1	at Connecticut	L	1-8
4/2	at Connecticut	W	9-2
4/5	Valparaiso	W	7-2
4/6	IUPUI	W	7-3
4/8	Boston College	W	12-1
4/9	Boston College (7)	W	10-6
4/9	Boston College	L	1-11
4/11	Purdue	L	5-7
4/12	Bowling Green	W	2-1
4/13	Toledo	W	6-3
4/15	at West Virginia (10)	W	3-1
4/15	at West Virginia	L	2-7
4/16	at West Virginia	W	4-3
4/18	Chicago State	W	12-2
4/18	Chicago State	W	4-1
4/20	at Seton Hall (7)	W	11-5
4/20	at Seton Hall	W	5-1
4/22	at Georgetown (7)	W	5-1
4/22	at Georgetown	W	12-1
4/25	vs. W. Michigan (Suth. Fld.)	L	7-11
4/26	vs. Michigan (OKP) (11)	W	5-4
4/27	Cleveland State	W	9-6

### Did You Know? ...

Notre Dame played 38 consecutive doubleheaders from 1997-2001 without being swept by the opponent, with the Irish posting a 68-19 conference record (.782) during that stretch spanning parts of five seasons.





4/29	St. John's (7)	W	8-3
4/29	St. John's	L	4-6
4/30	St. John's	W	9-8
5/2	Northwestern	L	4-9
5/3	Oakland	W	9-3
5/3	Oakland	W	5-3
5/6	Pittsburgh (7)	W	7-0
5/6	Pittsburgh (10)	W	11-8
5/7	Pittsburgh	L	18-22
5/13	Rutgers (7)	L	6-16
5/13	Rutgers	W	4-3
5/14	Rutgers	W	10-6

#### **BIG EAST Championship Somerset Ballpark**

#### **Bridgewater, New Jersey (1-2)**

5/17	vs. Boston College	L	3-4
5/18	vs. Pittsburgh	W	15-7
5/19	vs. Boston College	L	5-6

#### **NCAA Starkville Regional Dudley Noble Field**

5/26	vs. Tulane	W	8-4
5/27	at Mississippi State	L	1-8
5/27	vs. Tulane	W	10-6
5/28	at Mississippi State	W	7-0
5/28	at Mississippi State	L	9-10

RAF – Richie Ashburn Field (Philadelphia)  
Suth. – Sutherland Field (Kalamazoo, Mich.)  
OKP – Old Kent Park (Grand Rapids, Mich.)

## **2001 – Record: 49-13-1**

### **22-4 BIG EAST (1st place) NCAA Tournament Team 1-2 BIG EAST Tournament**

<b>Mississippi State Classic (2-1)</b>			
2/17	vs. New Orleans	L	6-7
2/17	at Mississippi State	W	7-5
2/18	at Mississippi State (11)	W	4-2

<b>Alamo Invitational (3-0)</b>			
<b>V.J. Keefe Field</b>			
<b>San Antonio, Texas (3-0)</b>			
2/23	vs. Texas-San Antonio	W	8-3
2/24	vs. Texas-Pan American	W	14-9
2/25	vs. Sam Houston State	W	7-4

<b>Devil Rays Invitational</b>			
<b>Florida Power Park</b>			
<b>St. Petersburg, Florida (1-1)</b>			
3/2	vs. Florida Atlantic	W	3-0
3/3	vs. South Florida	L	1-6
3/10	at Univ. of the Pacific	W	5-2
3/10	vs. E. Michigan (@UOP)	W	4-3



**Notre Dame celebrates its championship at the 2001 Fresno State Classic, with the Irish later going on to claim the number-one national ranking.**

#### **Fresno State Pepsi Classic Beiden Field (5-0-1)**

3/12	vs. New Mexico	W	3-0
3/13	vs. Navy (10)	T	4-4
3/14	at Fresno State (10)	W	5-4
3/15	vs. Miami (Ohio) (11)	W	3-2
3/16	vs. Illinois	W	9-5
3/17	vs. Portland	W	7-6
3/21	Cleveland State	W	3-0
3/23	at Pittsburgh (7)	W	3-0
3/23	at Pittsburgh	W	3-0
3/25	at Virginia Tech (7)	L	2-3
3/25	at Virginia Tech	L	8-9
3/28	Toledo	W	6-1
3/29	Hillsdale	W	9-2
3/31	Seton Hall (7)	W	6-0
3/31	Seton Hall	W	6-1
4/1	Seton Hall	W	15-3
4/3	Ball State	L	3-4
4/4	Dayton	W	8-1
4/7	at Rutgers (7)	W	10-2
4/7	at Rutgers	W	8-2
4/8	at Rutgers (11)	W	5-4
4/10	Chicago State	W	5-2
4/11	Detroit	W	9-8
4/12	Georgetown (7)	W	15-4

4/12	Georgetown	W	17-10
4/14	West Virginia (7)	W	4-1
4/14	West Virginia	W	8-1
4/19	Central Michigan	W	6-4
4/21	Villanova (7)	W	7-1
4/21	Villanova	W	15-2
4/22	Villanova	W	8-3
4/24	Bowling Green	W	5-2
4/25	Valparaiso (7)	W	7-3
4/25	Valparaiso (7)	L	3-7
4/28	at St. John's (7)	W	3-2
4/28	at St. John's	W	5-0
4/29	at St. John's	W	7-3
5/1	vs. Michigan (OKP)	W	9-1
5/2	Western Michigan	L	6-7
5/5	Connecticut (7)	W	6-1
5/5	Connecticut	W	13-12
5/6	Connecticut	L	12-19
5/12	at Boston College (7)	W	8-2
5/12	at Boston College	W	8-4
5/13	at Boston College	L	6-7

<b>BIG EAST Championship Commerce Bank Ballpark</b>			
<b>Bridgewater, New Jersey (1-2)</b>			
5/17	vs. Virginia Tech	L	3-4
5/18	vs. Rutgers	W	6-2
5/18	vs. Virginia Tech	L	2-5

#### **NCAA South Bend Regional**

<b>Eck Stadium (3-2)</b>			
5/26	Wisconsin-Milwaukee	W	12-4
5/27	Florida Int'l (10)	L	6-7
5/27	UC Santa Barbara (10)	W	11-10
5/29	Florida International	W	5-2
5/29	Florida International	L	4-5

## **2002 – Record: 50-18**

### **18-8 BIG EAST (1st place) College World Series Participant BIG EAST Tournament Champions**

<b>New Orleans Classic (1-2)</b>			
2/22	vs. Missouri (10)	W	7-6
2/23	at New Orleans	L	7-8
2/24	vs. Southern Illinois	L	2-6

#### **Homestead (Fla.) Challenge**

<b>Homestead Sports Complex (3-1)</b>			
3/1	vs. Duquesne	W	6-0
3/2	vs. Fairfield	W	6-4
3/2	vs. Florida International	L	4-13
3/3	vs. Sacred Heart	W	4-1

#### **Round Rock (Texas) College Classic**

<b>Dell Diamond (1-3)</b>			
3/8	vs. Texas Christian	L	3-7
3/9	vs. USC	W	15-8
3/10	vs. TX-Pan American	L	5-6
3/11	vs. Creighton	L	6-8

#### **Irish Baseball Classic**

<b>Wolff Stadium</b>			
<b>San Antonio, Texas (4-0)</b>			
3/13	vs. Creighton	W	6-2
3/14	vs. Southern Illinois	W	5-3
3/15	vs. Ark.-Little Rock	W	7-5
3/16	vs. Southern Illinois	W	3-2

3/23	at Connecticut (7)	L	3-4
3/23	at Connecticut (11)	L	8-9
3/24	at Connecticut	L	6-13
3/28	at West Virginia (7)	L	2-4
3/28	at West Virginia (10)	W	10-6
3/30	at Georgetown (7) (SPF)	W	10-6
3/30	at Georgetown (SPF)	W	12-3
4/1	Brigham Young	W	1-0
4/3	Valparaiso (7)	W	16-0
4/3	Valparaiso (7)	W	12-1
4/6	St. John's (7)	W	4-1
4/6	St. John's	L	3-4
4/7	St. John's	W	5-2
4/9	Western Michigan	W	5-4
4/11	Pittsburgh (7)	L	5-7
4/11	Pittsburgh	W	12-2
4/12	Virginia Tech (11)	W	2-1

### **Did You Know? ...**

Notre Dame compiled a 99-31-1 combined record during the 2001 and '02 seasons, representing the third-most wins in Division I baseball during that two-year span (behind Florida State's 107 and South Carolina's 106). More than half (16) of Notre Dame's 31 losses during those two seasons came by a single run, plus four two-run losses – with an average loss margin of only 2.7 runs during Notre Dame's 2001 and '02 defeats. Notre Dame's eight postseason losses in 2001 and '02 included five by one run, one by two runs and another by three runs (with a 1.9 average postseason margin of defeat in that two-year span).

The senior pitching duo of Aaron Heilman (left) and Danny Tamayo combined in 2001 for a 23-3 record in 227 innings, with a 2.22 combined ERA and .202 opponent batting average, 217 Ks (8.6/9 IP), 48 walks (1.9/9 IP) and 166 hits allowed (6.6/9 IP), plus 17 complete games between them and three shutouts each.





# Year-by-Year Results

4/12	Virginia Tech	W	4-2
4/15	Central Michigan	W	10-9
4/16	Ball State	W	10-1
4/17	Toledo	W	15-4
4/20	at Seton Hall	W	9-4
4/21	at Seton Hall (7)	W	4-2
4/21	at Seton Hall	W	6-1
4/23	Chicago State	W	9-8
4/24	Bowling Green	W	3-2
4/26	Arizona State	W	9-4
4/30	vs. Michigan (OKP)	W	7-4
5/1	Oakland (MI)	W	11-5
5/4	Rutgers (7)	W	6-5
5/4	Rutgers	W	7-2
5/5	Rutgers	L	0-11
5/11	at Villanova (RAF)	L	7-8
5/12	at Villanova (7) (RAF)	W	8-1
5/12	at Villanova (RAF)	W	9-5
5/15	Rochester	W	10-3
5/15	Detroit	W	23-1
5/17	Boston College	W	8-2
5/18	Boston College (7)	W	10-6
5/18	Boston College	W	5-2

**BIG EAST Championship**  
*Commerce Bank Ballpark*  
*Bridgewater, New Jersey (3-1)*

5/23	vs. Rutgers	W	8-3
5/24	vs. Virginia Tech	W	8-4
5/25	vs. Rutgers	L	3-4
5/25	vs. Rutgers (10)	W	3-2

**NCAA South Bend Regional**  
*Eck Stadium (3-0)*

5/31	Ohio State	W	8-6
6/1	South Alabama	W	25-1
6/2	Ohio State	W	9-6

**NCAA Super Regional**  
*Howser Stadium*  
*Tallahassee, Florida (2-1)*

6/7	at Florida State	W	10-4
6/9	at Florida State	L	5-12
6/10	at Florida State	W	3-1



*College World Series*  
*Rosenblatt Stadium*  
*Omaha, Nebraska (1-2)*

6/15	vs. Stanford	L	3-4
6/17	vs. Rice	W	5-3
6/18	vs. Stanford	L	3-5

SPF – Shirley Povich Field (Bethesda, Md.)  
 RAF – Richie Ashburn Field (Philadelphia)  
 FTBB – Fifth Third Bank Ballpark  
 (Grand Rapids, Mich.)

## 2003 – Record: 45-18

**16-7 BIG EAST (3rd place)**  
**NCAA Tournament Team**  
**BIG EAST Tournament Champion**

2/21	vs. Dayton (@ASU)	W	10-9
2/22	vs. Newman (@ASU)	W	15-5
2/22	at Arizona State	L	3-16
2/24	at Arizona State	L	8-14

*Metrolome Classic (1-2)*  
*Minneapolis, Minnesota*

2/28	vs. Nebraska	L	1-7
3/1	vs. Minnesota	L	2-8
3/2	vs. Wake Forest (13)	W	2-1

*Kennel Club Classic (6-1)*

*Jacksonville, Florida (at UNF and JU)*

3/8	vs. Vand. (10) (@UNF)	W	3-1
3/10	vs. Navy (@UNF)	W	7-3
3/11	at North Florida	W	6-1
3/12	at Jacksonville (10)	L	6-9
3/13	vs. E. Illinois (@UNF)	W	3-2
3/14	vs. Navy (@UNF)	W	11-2
3/15	vs. Creighton (@JU)	W	10-3

3/23	at Villanova (13)	L	2-3
3/24	at Villanova (7)	W	3-2
3/24	at Villanova	W	5-1
3/25	Toledo	W	8-3
3/26	Purdue	W	8-5
3/29	Georgetown (7)	W	6-2
3/29	Georgetown	W	13-3
3/30	Georgetown	W	12-5
4/1	Detroit	W	15-5
4/2	Valparaiso	W	13-4
4/6	at St. John's (7)	W	11-3
4/6	at St. John's	W	18-3
4/9	Western Michigan	W	7-1
4/10	Chicago State (7)	W	9-3

*Tournament MVP Matt Macri (left) and ace pitcher Grant Johnson (below) helped the Irish win an unprecedented third straight BIG EAST tournament title in 2004.*



*Matt Laird (above) twirled a memorable complete game to beat Rutgers in the 2003 BIG EAST title game while his fellow senior pitcher Brandon Vilorio – the first Hawaiian ever to monogram with the Irish baseball program – departed with Notre Dame's career record for lowest career walk average (1.61 per 9.0 innings).*

4/10	Bowling Green (7)	W	7-2
4/12	vs. Creighton (@Ros.)	W	2-1
4/13	at Creighton	W	13-12
4/14	Central Michigan	W	8-3
4/15	Eastern Michigan	L	3-5
4/17	Pittsburgh (7)	W	5-2
4/17	Pittsburgh	L	3-5
4/19	Seton Hall (7)	W	4-3
4/19	Seton Hall	W	9-3
4/22	Ball State	L	1-3
4/23	Cleveland State	W	13-1
4/24	Ind.-Pur. Fort Wayne	W	13-3
4/26	Connecticut (7)	W	3-2
4/26	Connecticut	W	11-4
4/27	Connecticut	W	6-3
4/29	vs. Michigan (FTBB)	L	4-8
4/30	Oakland	W	4-1
5/3	West Virginia (7)	W	1-0
5/3	West Virginia	L	5-7
5/4	West Virginia	L	1-5
5/10	at Rutgers (7)	W	2-0
5/10	at Rutgers	L	2-10
5/11	at Rutgers (19)	L	3-5
5/13	Cincinnati	W	9-6
5/14	Butler (7)	W	4-1
5/16	at Virginia Tech (7)	W	12-4
5/16	at Virginia Tech	L	5-11

**BIG EAST Championship (3-1)**

*Commerce Bank Ballpark*

*Bridgewater, New Jersey*

5/22	vs. West Virginia	W	9-1
5/23	vs. Rutgers	W	9-3
5/24	vs. Rutgers	L	11-15
5/24	vs. Rutgers	W	11-3

**NCAA Fullerton (Calif.) Regional (2-2)**

*Goodwin Field*

5/30	vs. Arizona	W	13-5
5/31	at Cal State Fullerton	L	3-4
5/31	vs. San Diego	W	6-3
6/1	at Cal State Fullerton	L	1-8

Ros. – Rosenblatt Stadium (Omaha, NE)  
 FTBB – 5th/3rd Park (Comstock Park, MI)



## 2004 – Record: 51-12

**20-6 BIG EAST (1st place)**  
**NCAA Tournament Team**  
**BIG EAST Tournament Champion**

*USC Classic*

*Dedeaux Field*

*Los Angeles, California (2-0)*

2/20	vs. San Diego State	W	7-1
2/21	at Southern Calif. (7)	W	3-1

*Florida Atlantic Classic*

*Boca Raton, Florida (3-0)*

2/27	vs. Winthrop	W	19-6
2/28	vs. Fla. Mem. (non-tour)	W	12-3
2/28	at Florida Atlantic	W	3-2
2/29	vs. Minnesota	W	19-7

*Alamo City Irish Baseball Classic*

*Wolff Stadium*

*San Antonio, Texas (3-1)*

3/6	vs. So. Illinois (11)	W	12-11
3/7	vs. Texas-San Antonio	L	9-17
3/8	vs. Penn State	W	8-2
3/9	vs. Texas-San Antonio	W	13-5

*Round Rock (Texas) College Classic*

*Dell Diamond (3-0)*

3/11	vs. Penn State	W	4-2
3/12	vs. Arizona	W	4-2
3/13	vs. Texas Tech	W	6-1

3/20	at Southern Illinois	L	4-8
3/21	at Southern Illinois	W	5-3
3/23	Central Michigan	L	1-4
3/24	Detroit	W	16-6
3/27	at West Virginia (10)	W	5-3
3/27	at West Virginia	W	4-0
3/28	at West Virginia	W	6-2
3/31	Western Michigan	W	12-3
4/1	Hillsdale	W	10-2
4/3	Villanova (7)	W	15-7
4/3	Villanova (10)	W	6-5
4/4	Villanova	W	13-1
4/6	Chicago State	W	15-5





Shortstop Greg Lopez (left) captained the Irish in 2005 and '06 before earning Academic All-America honors and going on to attend medical school.

Dan Kapala (below) emerged as a top starter in 2005 and led the way in the NCAA Regional shutout of North Carolina.



4/7	Valparaiso	W	9-3
4/10	Boston College (7)	L	4-7
4/10	Boston College	W	6-4
4/12	St. John's (7)	W	7-1
4/12	St. John's	L	1-2
4/14	Oakland	W	17-5
4/17	vs. G'town (7) (SPF)	W	18-7
4/17	vs. Georgetown (SPF)	W	11-4
4/18	vs. Georgetown (SPF)	W	9-6
4/21	Toledo	W	9-3
4/23	at Seton Hall (7)	L	2-4
4/23	at Seton Hall	W	4-3
4/25	at Pittsburgh (7)	L	6-8
4/25	at Pittsburgh	L	6-7
4/27	Ball State (15)	W	7-6
4/28	Cleveland State	L	5-12
4/29	Manchester	W	10-0
4/30	Ind.-Purdue Ft. Wayne	W	7-5
5/9	at Connecticut (7)	W	4-0
5/9	at Connecticut	W	11-4
5/10	at Connecticut	W	16-8
5/12	vs. Michigan (FTBB)	W	7-3
5/15	Rutgers (7)	W	1-0
5/15	Rutgers	W	7-1
5/16	Rutgers	W	5-3
5/18	Central Florida	W	4-0
5/19	Central Florida	W	3-2
5/21	Virginia Tech	W	9-0
5/22	Virginia Tech	L	10-11
5/23	Virginia Tech	W	2-1

#### BIG EAST Championship

##### Commerce Bank Ballpark

##### Bridgewater, New Jersey (3-0)

5/27	vs. Boston College	W	3-2
5/28	vs. St. John's	W	9-2
5/29	vs. Boston College	W	11-5

#### NCAA South Bend Regional

##### Eck Stadium (2-2)

6/4	Kent State	L	1-2
6/4	California-Irvine	W	6-5
6/5	Kent State	W	7-1
6/6	Arizona	L	6-7

SPF – Shirley Povich Field (Bethesda, MD)

FTBB – 5th/3rd Park (Comstock Park, MI)

## 2005 – Record: 38-24-1

### 14-9-1 BIG EAST (3rd place)

#### NCAA Tournament Team

#### BIG EAST Tournament Champion

##### Played at UCF's Bergman Stadium

##### Orlando, Florida

2/18	vs. Florida A&M	W	18-3
2/19	at Central Florida	L	1-2
2/19	vs. Florida A&M	W	4-3
2/20	at Central Florida	W	4-2

##### Played at HoHoKam Park

##### Mesa, Arizona

2/26	vs. Dayton	W	10-2
2/26	vs. Dayton (11)	L	9-13
2/27	vs. Dayton	L	10-11

##### Round Rock (Texas) College Classic

##### Dell Diamond (0-2)

3/5	vs. Texas A&M	L	5-13
3/7	vs. Texas State	L	5-10

##### Alamo City Irish Baseball Classic

##### Wolff Stadium

##### San Antonio, Texas (2-2)

3/9	vs. Texas-San Antonio	L	4-9
3/10	vs. SW Missouri	W	6-4
3/11	vs. Oral Roberts	L	8-15
3/12	vs. SW Missouri	W	12-11

##### Played at Braun Stadium

##### Evansville, Indiana

3/17	vs. Northern Illinois	W	10-6
3/18	at Evansville	L	3-10
3/19	vs. South Dakota State	L	7-13

3/22	Cincinnati	W	10-4
3/24	Georgetown (7)	W	6-2
3/24	Georgetown (12)	L	8-9
3/26	Seton Hall	W	8-2
3/26	Seton Hall	W	4-1
3/29	Western Michigan	W	9-5
3/30	Chicago State	W	15-3
4/4	at Rutgers (7)	L	3-5
4/4	at Rutgers (10)	L	10-11
4/5	Toledo	W	6-2
4/6	Ball State	L	5-14

##### Played at Campanelli Stadium

##### Brockton, Massachusetts

4/9	vs. Boston College (7)	L	2-8
4/9	vs. Boston College	W	3-2
4/10	vs. Boston College	W	3-0

4/12	Bowling Green	W	14-2
4/13	Central Michigan (8)	L	4-10
4/16	Connecticut	W	3-2
4/16	Connecticut	W	7-1
4/17	Connecticut	W	9-7
4/20	Purdue (CS) (12)	W	9-7
4/21	Valparaiso	W	9-8
4/22	Villanova	W	5-2
4/25	Villanova (7)	W	9-4
4/25	Villanova (10)	T	7-7
4/27	Manchester	W	5-0
4/29	Cleveland State (13)	W	7-6
4/30	Cleveland State	W	13-3
5/7	at St. John's	L	2-3
5/7	at St. John's (10)	L	5-6
5/8	at St. John's	L	1-3
5/10	Oakland	W	7-2
5/11	vs. Michigan (FTBB)	L	6-7
5/15	at Pittsburgh (7)	L	1-4
5/15	at Pittsburgh	L	5-8
5/16	at Pittsburgh	W	21-1
5/17	Southern California	W	13-6
5/18	Southern California	L	3-9
5/20	West Virginia (7)	W	3-1
5/20	West Virginia	W	5-1
5/21	West Virginia	W	7-3

#### BIG EAST Championship

##### Commerce Bank Ballpark

##### Bridgewater, New Jersey (3-0)

5/26	vs. Boston College	W	6-5
5/27	vs. Pittsburgh	W	4-2
5/28	vs. Pittsburgh	W	11-4

#### NCAA Gainesville Regional

##### McKethan Stadium

##### Gainesville, Florida (2-2)

6/3	vs. North Carolina	L	1-5
6/4	vs. Stetson	W	7-4
6/5	vs. North Carolina	W	3-0
6/5	at Florida	L	3-23

FTBB – 5th/3rd Park (Comstock Park, MI)

CS – Coveleski Stadium (South Bend, IN)

## 2006 – Record: 45-17-1

### 21-5-1 BIG EAST (1st place)

#### NCAA Tournament Team

#### BIG EAST Tournament Champion

##### Service Academies Classic (1-2)

##### USA Baseball Stadium; Millington, Tenn.

2/23	vs. Ind. St. (non-SAC)	W	3-0
2/24	vs. Air Force	W	8-2
2/25	vs. Memphis (10)	L	6-7
2/26	vs. Oklahoma	L	3-4

##### Dairy Queen Metrodome Classic

##### Minneapolis, Minnesota (0-3)

3/3	vs. Nebraska	L	1-11
3/4	vs. Minnesota	L	0-8
3/5	vs. Arizona (10)	L	0-2

##### UTSA Express College Classic

##### Wolff Stadium; San Antonio, Texas (4-0)

3/10	vs. Texas A&M	W	5-4
3/1	vs. Iowa	W	16-2
3/12	vs. Illinois	W	4-2
3/13	vs. Iowa	W	6-2

##### Alamo City Irish Baseball Classic

##### Wolff Stadium; San Antonio, Texas (3-1)

3/16	vs. Iowa	W	7-5
3/17	vs. Southern Illinois	W	12-2
3/17	vs. Iowa	L	8-10
3/18	vs. Southern Illinois	W	4-0

3/21	Wright State	L	2-4
3/22	Central Michigan	W	11-9
3/25	vs. Georgetown (SPF)	L	3-8
3/25	vs. Georgetown (SPF)	W	12-2
3/26	vs. Georgetown (SPF)	W	6-3
3/28	Valparaiso	W	12-0
3/29	Western Michigan	W	2-0
3/31	Pittsburgh	W	6-1
4/1	Pittsburgh	W	4-3
4/2	Pittsburgh	W	9-8
4/4	Chicago State	W	6-4
4/5	Ball State	W	6-4
4/7	at South Florida	W	9-6



Shortstop Brett Lilley not only finished his career the NCAA leader in career hit-by-pitches, but he also remains the only Irish baseball player to ever earn first team Academic All-American in consecutive seasons.

# Year-by-Year Results



Notre Dame has played at three Major League parks in its history, including the Seattle Kingdome (1995 and 1996), Three Rivers Stadium (1998) and U.S. Cellular Field (pictured, 2008).

4/8	at South Florida	W	10-4
4/9	at South Florida	W	10-1
4/11	Oakland	W	15-1
4/12	Manchester	W	8-2
4/13	St. John's	W	9-2
4/13	St. John's	W	13-7
4/15	St. John's	W	7-5
4/18	Toledo	W	8-2
4/19	IPFW (10)	W	4-3
4/21	Rutgers	W	11-5
4/22	Rutgers	W	15-3
4/23	Rutgers	W	14-12
4/24	Purdue	W	2-1
4/26	Bowling Green	L	8-11
4/29	at Connecticut	W	7-6
4/29	at Connecticut	W	7-3
4/30	at Connecticut (13)	T	1-1
5/2	Cleveland State	W	12-1
5/5	Louisville	W	11-3
5/6	Louisville	L	4-5
5/7	Louisville	L	6-9
5/13	at Seton Hall	L	6-7
5/13	at Seton Hall	W	14-12
5/14	at Seton Hall	L	1-2
5/16	vs. Michigan (FTBB)	L	1-3
5/18	at Villanova (VB)	W	3-1
5/19	at Villanova (VB)	W	6-2
5/20	at Villanova (VB)	W	12-1

## BIG EAST Championship (4-1)

Brighthouse Networks Field; Clearwater, Fla.

5/23	vs. South Florida	W	3-1
5/24	vs. West Virginia	W	12-4
5/26	vs. St. John's	L	1-10
5/26	vs. St. John's	W	5-3
5/27	vs. Louisville	W	7-0

## NCAA Lexington (Kentucky) Regional

Hagan Stadium (0-2)

6/2	vs. Coll. of Charleston (16)	L	4-5
6/3	at Kentucky	L	4-10

## 2007 – Record: 28-28

### 11-17 BIG EAST (7th place)

at Wolff Stadium; San Antonio, Texas

2/17	vs. Prairie View A&M	W	15-8
2/17	vs. Texas State	L	1-2
2/18	vs. Texas State	L	0-6

Baseball at the Beach

Coastal Federal Field;

Myrtle Beach, South Carolina (1-2)

2/23	vs. UNC-Wilmington	L	4-9
2/24	vs. TCU	W	4-1
2/25	vs. Coastal Carolina	L	0-4

Stetson Invitational

DeLand, Florida (1-2)

3/2	at Stetson	L	4-5
3/3	vs. Iowa (6)	L	1-8
3/4	vs. Nebraska (7)	W	16-6

Clearwater (Florida) College Classic

Jack Russell Stadium (1-2)

3/10	vs. Sacred Heart	L	0-3
3/11	vs. Duquesne	W	14-3
3/11	vs. Harvard	L	0-4

3/12 at Webber Int'l (10)

Florida Gulf Coast Classic

Swanson Stadium; Ft. Myers, Fla. (3-1)

3/14	vs. Dayton	W	11-4
3/15	vs. New York Tech	W	12-1
3/16	vs. Florida Gulf Coast	L	3-5
3/17	vs. Dayton	W	5-2

3/20	Cleveland State	W	5-3
3/21	Western Michigan	W	17-9
3/23	South Florida	W	1-0
3/24	South Florida	L	10-13
3/25	South Florida	L	1-9
3/27	Central Michigan	L	4-8
3/28	Chicago State	W	14-4
3/30	at Pittsburgh	L	2-4
3/31	at Pittsburgh	L	0-5
4/3	Oakland	W	7-3
4/5	at Cincinnati	L	3-4
4/6	at Cincinnati	L	3-4
4/7	at Cincinnati	W	9-5
4/10	IPFW	W	3-2
4/13	Georgetown	W	10-0
4/14	Georgetown	L	1-6
3/15	Georgetown	W	11-2
4/17	Toledo	W	8-7
4/18	Purdue (10)	W	1-0
4/20	West Virginia	W	5-2
4/21	West Virginia	W	17-6
4/22	West Virginia	L	7-16
4/24	Ball State	W	7-3
4/28	at Rutgers	W	15-3
4/28	at Rutgers	L	0-7
4/29	at Rutgers	W	6-4
5/1	Illinois-Chicago	W	4-3
5/2	Franklin College	L	3-4
5/4	Seton Hall	W	3-1
5/5	Seton Hall	W	6-4
5/6	Seton Hall	L	1-15
5/12	at Louisville	L	1-3
5/13	at Louisville	L	3-4
5/14	at Louisville	L	3-7
5/17	Connecticut	L	0-5
5/18	Connecticut	W	5-4
5/19	Connecticut	L	6-7

## BIG EAST Championship (0-2)

KeySpan Ballpark; Brooklyn, New York

5/22	vs. Rutgers (8)	L	2-13
5/23	vs. Villanova	L	2-3

## 2008 – Record: 33-21-1

### 16-10 BIG EAST (3rd place)

Winning Inning Invitational

Jack Russell Stadium;

Clearwater, Florida (1-2)

2/22	vs. Liberty	L	2-6
2/23	vs. Iowa (10)	W	14-13
2/24	vs. Albany	L	4-12

Palm Beach Challenge

Santalucas Baseball Complex;

Santalucas, Florida (3-2)

3/1	vs. Mount St. Mary's	W	5-0
3/2	vs. St. Bonaventure	W	6-4
3/2	vs. Boston College	L	2-7
3/4	vs. Maine (10)	W	11-10
3/6	vs. Lehigh	L	2-4

Whataburger Classic

Whataburger Field;

Corpus Christi, Texas (1-2)

3/7	vs. Texas A&M CC	L	2-5
3/8	vs. South Alabama	W	10-4
3/9	vs. Arizona	L	0-16

Irish Classic

Wolff Stadium;

San Antonio, Texas (2-1)

3/14	vs. Buffalo	W	13-1
3/15	vs. Southern Illinois	W	4-0
3/16	vs. Texas-Pan American	L	8-10

3/17 Central Michigan

3/20	at Georgetown (SPF)	W	25-1
3/21	at Georgetown (SPF)	W	7-1
3/22	at Georgetown (SPF)	W	6-0
3/25	Ball State	W	6-4
3/26	Wisconsin-Milwaukee	W	14-3
3/29	Cincinnati	L	3-5
3/29	Cincinnati	W	4-3
3/30	Cincinnati	L	3-4
4/4	Rutgers	W	7-5
4/5	Rutgers	W	11-2
4/6	Rutgers	W	11-2

4/8	Valparaiso	W	8-6
4/9	Manchester College	W	13-8
4/11	at Villanova (VB)	W	2-1
4/12	at Villanova (VB)	W	8-5
4/13	at Villanova (VB)	W	13-0
4/15	Toledo	W	6-1
4/16	vs. Northern Illinois	W	5-4
4/18	at West Virginia	W	8-4
4/19	at West Virginia	L	6-11
4/20	at West Virginia	W	9-4
4/22	Chicago State	W	12-2
4/23	at IPFW	W	5-0
4/25	St. John's	L	3-10
4/26	St. John's	L	4-6
4/27	St. John's	W	8-4
4/29	Mississippi Valley State	W	4-0
4/30	Mississippi Valley State	W	13-2
5/2	at Connecticut	L	7-9
5/3	at Connecticut	W	8-2
5/4	at Connecticut	W	4-3
5/9	Pittsburgh (10)	W	5-4
5/10	Pittsburgh	L	3-5
5/12	Western Michigan	L	4-6
5/13	vs. Michigan (FTBB)	L	12-15
5/15	at USF	L	4-5
5/16	at USF (16)	L	2-3
5/17	at USF	L	8-9

## BIG EAST Championship (0-2)

Brighthouse Networks Field;

Clearwater, Florida

5/20	vs. USF	L	3-9
5/21	vs. West Virginia	L	2-3

SPF – Shirley Povich Field (Bethesda, MD)

FTBB – 5th/3rd Park (Comstock Park, MI)

VB – Villanova Ballpark (Plymouth Meeting, PA)





# Conference History

## BIG EAST Tournament MVPs



Steve Stanley  
2002



Matt Macri  
2004



Matt Edwards  
2005



Wade Korpi  
2006



### Notre Dame Career Stats – BIG EAST Games

(since 1996, regular-season games; minimum two seasons, 80 ABs)

Name (BE all-time rank)	GP	H-AB	2B-3B-HR	RBI/R	SB/BB	AVG
Craig Cooper (1)	83	120-270	18-2-12	63/83	18/48	.444
Randall Brooks (5)	41	69-165	12-4-5	32/40	8/13	.418
Brant Ust (7)	65	100-242	19-3-19	71/70	9/23	.413
David Mills (11)	28	46-113	2-3-2	22/19	5/4	.407
J.J. Brock (19)	60	89-223	15-7-10	61/56	1/4	.399
Jeff Wagner (25)	71	98-251	17-4-24	83/67	1/40	.390
Steve Stanley (33)	102	152-399	22-7-2	55/110	45/62	.381
Steve Sollmann	85	111-312	20-4-8	65/83	33/41	.356
A.J. Pollock	52	72-204	13-2-2	35/39	16/26	.353
Brian Stavisky	71	88-250	18-7-13	68/62	8/37	.352
Brett Lilley	105	124-363	11-2-3	46/98	9/60	.342
Jeff Felker	85	102-298	26-2-12	60/69	1/24	.342
Mike Amrhein	41	50-152	11-2-12	42/49	1/20	.329
Paul O'Toole	99	109-333	21-4-15	86/79	20/36	.327
Andrew Bushey	85	90-287	24-3-5	64/39	0/27	.314
Matt Edwards	72	80-255	18-1-8	63/52	9/36	.314
Alex Porzel	93	108-345	33-3-20	102/79	13/35	.313
Greg Lopez	95	97-311	17-1-1	52/54	5/20	.312
Sean Gaston	75	71-229	12-0-1	41/36	10/29	.310
Matt Bransfield	79	82-265	15-0-7	60/49	2/22	.309
Dan Leatherman	35	29-94	10-1-4	10/24	2/11	.309
Matt Strickroth	56	26-86	4-1-2	18/14	0/4	.302
Jeff Perconte	59	53-178	8-3-5	27/28	1/15	.298
Allen Greene	52	52-175	12-1-9	45/39	5/18	.297
Ken Meyer	58	53-179	12-4-5	23/42	0/10	.296
Ben Cooke	66	35-119	7-0-0	23/25	7/5	.294
Evan Sharpley	29	24-83	5-0-6	22/13	0/10	.289
Matt Bok (@ND)	56	44-156	13-4-0	29/40	1/24	.282
Ross Brezovsky	97	99-352	17-2-4	53/58	8/44	.281
Steve Andres	60	40-144	10-2-6	32/26	5/36	.278
Kris Billmaier	58	49-117	6-0-7	38/36	2/25	.277
Cody Rizzo	97	78-284	16-2-8	54/73	16/18	.275
Joe Thaman	66	51-186	5-1-5	31/32	2/15	.274
Jeremy Barnes	78	84-310	13-4-7	64/54	6/35	.271
Danny Dressman	85	71-263	10-0-0	34/48	9/30	.270

current players in Bold see pages 3 and 184 for more BIG EAST records

## Conference Yearly Won-Loss Records

### Midwest City Conference

#### 1984

4-6 regular season

#### 1985

8-4 reg. season, 2nd Nat'l Div.

1-2 in MWCC Tournament

Eliminated by Oral Roberts, 12-0

**MWCC Totals:** 13-12

### Midwestern Collegiate Conference

#### 1986

5-7 regular season

#### 1987

2-6 regular season, 1st East. Div.

#### 1988

9-3 regular season, 1st East. Div.

1-2 in MCC Tournament

Eliminated by Evansville, 9-6

#### \*1989

22-9 reg. season, 2nd East. Div.

MCC Tournament champ (6-1)

Def. Detroit in title game, 21-10

#### 1990

18-2 reg. season, 1st East. Div.

2-2 in MCC Tournament

Eliminated by Evansville, 8-7

#### 1991

18-5 regular season, 2nd place

MCC Tournament champ (4-0)

Def. Evansville in title game, 12-5

#### \*1992

18-2 reg. season, 1st East. Div.

MCC Tournament champ (4-0)

Def. Evansville in title game, 8-1

#### \*1993

23-4 reg. season, MCC 1st place

MCC Tournament champ (4-1)

Def. Evansville in title game, 22-5

#### \*1994

14-4 reg. season, MCC 1st place

MCC Tournament champ (4-1)

Def. Evansville in title game, 10-2

#### 1995

11-4 reg. season, 1st West. Div.

MCC Tourn. runner-up (3-2)

Eliminated by Wright State, 8-5

### MCC Totals

• 10 seasons, 157-47 overall (.770)

• 130-38 regular season (.774),

27-9 tournament (.750)

• Seven 1st-place fin., two r-up

• Five tourn. titles, one runner-up

\* – automatic NCAA bids

# – at-large NCAA bids

### BIG EAST Conference

#### #1996

13-7 reg. season, 3rd National Div.

BE Tournament runner-up (4-2)

Eliminated by West Virginia, 7-4

#### 1997

15-6 reg. season, 1st National Div.

2-2 in BIG EAST Tournament

Elim. by Villanova, 5-4 (11 inn.)

#### 1998

15-4 reg. season, BE 2nd overall

BE Tournament runner-up (3-2)

Eliminated by Rutgers, 12-0

#### #1999

20-5 reg. season, BE 1st overall

1-2 in BIG EAST Tournament

Eliminated by Providence, 8-4

#### #2000

18-7 regular season, BE runner-up

1-2 in BIG EAST Tournament

Elim. by Boston College, 6-5

#### #2001

22-4 reg. season, BE 1st overall

1-2 in BIG EAST Tournament

Eliminated by Virginia Tech, 5-2

#### \*2002

18-8 reg. season, BE 1st overall

BE Tournament Champions (3-1)

Def. Rutgers in title game, 3-2 (10)

#### \*2003

16-7 reg. season, BE, 3rd overall

BE Tournament Champions (3-1)

Def. Rutgers in title game, 11-3

#### \*2004

20-6 reg. season, BE 1st overall

BE Tournament Champions (3-0)

Def. Boston Coll. title game, 11-5

#### \*2005

14-9-1 reg. season, BE 3rd overall

BE Tournament Champions (3-0)

Def. Pittsburgh in title game, 11-4

#### \*2006

14-9-1 reg. season, BE 3rd overall

BE Tournament Champions (3-0)

Def. Louisville in title game, 7-0

#### 2007

11-17 reg. season, BE 7th overall

0-2 at BIG EAST Tournament

#### 2008

16-10 reg. season, BE 3rd overall

0-2 at BIG EAST Tournament

### BIG EAST Totals

• 13 seasons, 247-114-2 overall

• 219-95-2 reg. season, 28-19 tour.

• Six first-place fin., two r-up

• Five tourn. titles, two r-up

### Overall Conference Totals

• 24 seasons, 417-172-2 overall

• 362-143-2 reg. season, 55-31 tour.

• 13 first-place fin., four r-up

• 10 tourn. titles, three r-up

Notre Dame's run to the 1989 MCC Tournament title included four wins in a 23-hour span, due to rain delays and the immediacy of an automatic NCAA bid. The Irish defeated Dayton, 20-4, in a game that ended at 4:24 a.m. ... but that was just the beginning. The Notre Dame players grabbed what rest they could while beating Evansville (11-2) and Detroit (4-1) before pounding Detroit, 21-10, for the program's first NCAA bid since 1970.

# Starting Lineups

These lineups and rotations typically were taken from postseason play, with platoon starters and top reserves included below the starters. Pitching staffs indicate the top starters and key relievers. Players preceded by an asterisk (\*) were lefthanded hitters/pitchers (# indicates switch hitters).

## 1988 (39-22)

\*Pat Pesavento, SS, Sr. .... 385, 1 HR, 35 RBI, 38 SB  
Steve Skupien, 2B/OF, Sr. .... 315, 2 HR, 25 RBI, 10 SB  
\*Dan Peltier, CF, So. .... 414, 7 HR, 70 RBI, 9 SB

\*Tim Hutson, 1B, Sr. .... 365, 18 HR, 74 RBI, 6 SB  
Ed Lund, C, So. .... 285, 1 HR, 30 RBI, 4 SB  
James Sass, RF, Jr. .... 301, 0 HR, 13 RBI, 16 SB

Chris Flynn, DH, Sr. .... 279, 7 HR, 34 RBI, 1 SB  
Mike Moshier, 2B, Jr. .... 261, 2 HR, 26 RBI, 12 SB  
#Mike Coss, 3B, Fr. .... 230, 0 HR, 16 RBI, 9 SB

\*Mike Rotkis, DH, So. .... 372, 0 HR, 12 RBI, 2 SB  
Pat O'Brien, OF, Sr. .... 258, 1 HR, 15 RBI, 4 SB

**TEAM ..... 307, 40 HR, 443 slug., 117 SB**

Erik Madsen, Jr. .... 8-4, 3.74, 96.1 IP/56 Ks  
Brian Piotrowicz, So. .... 7-3, 1 SV, 4.86, 83.1 IP/48 Ks  
Mike Passilla, Jr. .... 7-4, 1 SV, 5.30, 69.2 IP/26 Ks

\*Kevin Chenail, Sr. .... 5-3, 5.00, 45 IP/14 Ks  
Mike Harmon, Sr. .... 6-4, 4 SV, 5.18, 57.1 IP/27 Ks  
Mike Coffey, So. .... 2-0, 5.79, 32.2 IP/29 Ks

**TEAM ..... 39-22, 6 SV, 5.43, 461 IP, 243 Ks**

## 1989 (48-19-1)

\*Pat Pesavento, SS, Gr. .... 376, 0 HR, 27 RBI, 38 SB  
Mike Moshier, 2B, Sr. .... 287, 0 HR, 27 RBI, 11 SB  
Dan Peltier, CF, Jr. .... 446, 15 HR, 93 RBI, 13 SB

Ed Lund, C, Jr. .... 328, 4 HR, 48 RBI, 4 SB  
\*Frank Jacobs, DH, So. .... 295, 6 HR, 38 RBI, 3 SB  
James Sass, RF, Sr. .... 398, 3 HR, 64 RBI, 15 SB

#Craig Counsell, LF, Fr. .... 289, 0 HR, 32 RBI, 6 SB  
\*Joe Binkiewicz, 1B, Fr. .... 337, 4 HR, 44 RBI, 3 SB  
#Mike Coss, 3B, So. .... 258, 1 HR, 31 RBI, 4 SB

Pat Eilers, OF, Sr. .... 307, 0 HR, 11 RBI, 10 SB  
#Cory Mee, IF, Fr. .... 327, 0 HR, 7 RBI, 1 SB

**TEAM ..... 344, 36 HR, 450 slug., 119 SB**

Brian Piotrowicz, Jr. .... 11-4, 2.24, 112.3 IP/72 Ks  
Erik Madsen, Sr. .... 10-4, 4.07, 104 IP/65 Ks  
\*Brian Conway, Fr. .... 5-4, 5.55, 71.1 IP/31 Ks

Mike Passilla, Sr. .... 6-2, 4.55, 57.1 IP/24 Ks  
\*Tony Livorsi, Jr. .... 4-1, 1 SV, 4.60, 58.2 IP/33 Ks  
Mike Coffey, Jr. .... 7-2, 10 SV, 3.91, 69 IP/51 Ks

**TEAM ..... 48-19, 12 SV, 4.13, 543 IP, 308 Ks**

## 1990 (46-12)

#Craig Counsell, 3B, So. .... 265, 4 HR, 34 RBI, 11 SB  
Ed Lund, C, Sr. .... 311, 5 HR, 37 RBI, 12 SB  
\*Frank Jacobs, LF, Jr. .... 277, 11 HR, 49 RBI, 5 SB

Eric Danapilis, CF, Fr. .... 429, 6 HR, 31 RBI, 6 SB  
\*Joe Binkiewicz, 1B, So. .... 322, 4 HR, 29 RBI, 6 SB  
Mike Rotkis, RF, Sr. .... 347, 4 HR, 14 RBI, 2 SB

#Mike Coss, SS, Jr. .... 290, 2 HR, 33 RBI, 14 SB  
Dan Bautch, DH, So. .... 267, 0 HR, 17 RBI, 29 SB  
#Cory Mee, 2B, So. .... 241, 1 HR, 23 RBI, 4 SB

Adam Maisono, DH, Fr. .... 333, 7 HR, 37 RBI, 2 SB  
#Edwin Hartwell, OF, Fr. .... 258, 2 HR, 15 RBI, 4 SB

**TEAM ..... 291, 49 HR, 438 slug., 117 SB**

Pat Leahy, Fr. .... 8-1, 3.14, 83 IP/60 Ks  
Brian Piotrowicz, Sr. .... 7-3, 1 SV, 1.90, 80.2 IP/53 Ks  
Alan Waliana, Fr. .... 5-0, 1 SV, 3.09, 70 IP/46 Ks

David Sinnes, Fr. .... 9-2, 1 SV, 1.05, 68.2 IP/77 Ks  
\*Chris Michalak, Fr. .... 4-2, 6 SV, 3.28, 49.1 IP/48 Ks  
Mike Coffey, Sr. .... 5-1, 2 SV, 2.45, 36.2 IP/21 Ks

**TEAM ..... 46-12, 12 SV, 3.00, 474.1 IP, 354 Ks**

## 1991 (45-16)

#Greg Layson, 2B, Fr. .... 338, 2 HR, 29 RBI, 20 SB  
#Craig Counsell, SS, Jr. .... 317, 2 HR, 37 RBI, 7 SB  
\*Frank Jacobs, LF, Sr. .... 333, 20 HR, 79 RBI, 9 SB

Eric Danapilis, RF, Jr. .... 374, 4 HR, 43 RBI, 10 SB  
\*Joe Binkiewicz, 1B, Jr. .... 379, 15 HR, 48 RBI, 2 SB  
#Mike Coss, SS/C, Sr. .... 287, 2 HR, 24 RBI, 8 SB

#Cory Mee, 3B/C, Jr. .... 355, 0 HR, 34 RBI, 3 SB  
Dan Bautch, CF, Jr. .... 276, 1 HR, 14 RBI, 16 SB  
Adam Maisono, DH, So. .... 216, 5 HR, 25 RBI, 2 SB

\*Matt Haas, IF/C, Fr. .... 278, 3 HR, 15 RBI, 0 SB

**TEAM ..... 305, 62 HR, 474 slug., 91 SB**

\*Chris Michalak, So. .... 9-1, 2.47, 87.1 IP/68 Ks  
\*Tom Price, Fr. .... 7-2, 4 SV, 2.55, 81.1 IP/69 Ks  
Alan Waliana, So. .... 11-5, 3 SV, 3.69, 90.1 IP/45 Ks

David Sinnes, So. .... 5-2, 4.73, 85.2 IP/89 Ks  
Pat Leahy, So. .... 8-3, 4.76, 81.1 IP/52 Ks

**TEAM ..... 45-16, 14 SV, 4.01, 491 IP, 345 Ks**

## 1992 (48-15)

#Greg Layson, 2B, So. .... 252, 0 HR, 8 RBI, 14 SB  
#Cory Mee, 3B, Sr. .... 292, 5 HR, 50 RBI, 6 SB  
#Craig Counsell, SS, Sr. .... 339, 12 HR, 63 RBI, 13 SB

Eric Danapilis, RF, Jr. .... 377, 6 HR, 62 RBI, 11 SB  
\*Joe Binkiewicz, 1B, Sr. .... 308, 10 HR, 55 RBI, 6 SB  
#Edwin Hartwell, DH, Jr. .... 359, 3 HR, 16 RBI, 6 SB

#Paul Failla, LF, Fr. .... 292, 1 HR, 33 RBI, 14 SB  
Dan Bautch, CF, Sr. .... 310, 1 HR, 15 RBI, 23 SB  
Bob Lisanti, C, Fr. .... 279, 0 HR, 17 RBI, 5 SB

\*Matt Haas, IF/C, So. .... 339, 2 HR, 13 RBI, 1 SB  
Steve Verdusco, LF, Fr. .... 255, 1 HR, 16 RBI, 11 SB  
Craig DeSensi, DH, Fr. .... 292, 0 HR, 16 RBI, 2 SB

**TEAM ..... 301, 45 HR, 444 slug., 119 SB**

David Sinnes, Jr. .... 8-1, 5 SV, 2.31, 58.1 IP/59 Ks  
\*Tom Price, So. .... 7-1, 2.80, 74 IP/53 Ks  
\*Chris Michalak, Jr. .... 10-5, 3 SV, 2.20, 118.2 IP/64 Ks

Alan Waliana, Jr. .... 9-4, 1 SV, 2.94, 88.2 IP/72 Ks  
Pat Leahy, Jr. .... 9-3, 3.16, 91 IP/80 Ks  
Tim Kraus, Fr. .... 2-1, SV, 3.13, 31.2 IP/7 Ks

**TEAM ..... 48-15, 10 SV, 3.06, 512 IP, 369 Ks**

## 1993 (46-16)

#Greg Layson, 2B, Jr. .... 363, 3 HR, 34 RBI, 15 SB  
#Edwin Hartwell, LF, Sr. .... 447, 13 HR, 68 RBI, 11 SB  
#Paul Failla, SS, So. .... 346, 5 HR, 45 RBI, 8 SB

Eric Danapilis, CF, Sr. .... 438, 13 HR, 85 RBI, 13 SB  
\*Matt Haas, 3B/1B, Jr. .... 345, 4 HR, 61 RBI, 28 SB  
Craig DeSensi, DH, So. .... 305, 9 HR, 43 RBI, 10 SB

\*Ryan Topham, RF, Fr. .... 302, 6 HR, 31 RBI, 7 SB  
Robbie Kent, 1B/3B, Fr. .... 291, 2 HR, 18 RBI, 2 SB  
Bob Lisanti, C, So. .... 237, 1 HR, 28 RBI, 5 SB

Rowan Richards, OF, Fr. .... 280, 3 HR, 25 RBI, 10 SB

**TEAM ..... 334, 64 HR, 519 slug., 127 SB**

\*Tom Price, Jr. .... 12-2, 1 SV, 3.53, 94.1 IP/69 Ks  
David Sinnes, Sr. .... 10-3, 2.98, 84.2 IP/90 Ks  
\*Chris Michalak, Sr. .... 11-5, 3 SV, 4.76, 117.1 IP/83 Ks

Alan Waliana, Sr. .... 5-3, 3 SV, 4.92, 75 IP/73 Ks  
A.J. Jones, Fr. .... 3-0, 3 SV, 1.79, 40.1 IP/22 Ks

**TEAM ..... 46-16, 11 SV, 4.57, 502.2 IP, 392 Ks**

## 1994 (44-14)

#Greg Layson, 2B, Sr. .... 312, 0 HR, 30 RBI, 31 SB  
\*Scott Sollmann, CF, Fr. .... 419, 0 HR, 27 RBI, 25 SB  
\*Ryan Topham, RF, So. .... 329, 10 HR, 54 RBI, 2 SB

Robbie Kent, 1B/3B, So. .... 406, 5 HR, 77 RBI, 6 SB  
\*Matt Haas, 3B/C, Sr. .... 340, 3 HR, 29 RBI, 8 SB  
\*George Restovich, DH, So. .... 330, 6 HR, 37 RBI, 1 SB

#Paul Failla, SS, Jr. .... 268, 1 HR, 28 RBI, 12 SB  
Mark Mapes, LF, So. .... 328, 2 HR, 41 RBI, 4 SB  
Bob Lisanti, C, Jr. .... 275, 3 HR, 17 RBI, 3 SB

Robby Birk, OF/IF, Sr. .... 296, 2 HR, 24 RBI, 8 SB  
Dennis Twombly, DH, Fr. .... 348, 5 HR, 24 RBI, 2 SB

**TEAM ..... 323, 39 HR, 474 slug., 124 SB**

\*Tom Price, Sr. .... 14-3, 2.11, 127.2 IP/85 Ks  
Darin Schmalz, Fr. .... 4-3, 3.47, 46.2 IP/28 Ks  
Tim Kraus, Jr. .... 8-0, 1 SV, 3.02, 53.2 IP/35 Ks

\*Gregg Henebry, Fr. .... 3-1, 3.10, 29 IP/23 Ks  
Larry Mohs, Fr. .... 4-2, 2 SV, 2.25, 56 IP/40 Ks  
\*Paul Pryblo, Fr. .... 1-0, 5 SV, 2.25, 28 IP, 25 Ks

**TEAM ..... 44-14, 14 SV, 3.23, 479 IP, 327 Ks**

## 1995 (40-21)

Craig DeSensi, 1B, Sr. .... 345, 8 HR, 48 RBI, 5 SB  
\*Scott Sollmann, CF, So. .... 406, 1 HR, 32 RBI, 23 SB  
Mike Amrhein, 3B, So. .... 386, 7 HR, 69 RBI, 2 SB

\*Ryan Topham, RF, Jr. .... 335, 18 HR, 79 RBI, 9 SB  
Rowan Richards, LF, Jr. .... 284, 5 HR, 35 RBI, 5 SB  
\*George Restovich, C, Jr. .... 306, 9 HR, 50 RBI, 0 SB

Justin Scholl, DH, So. .... 297, 2 HR, 14 RBI, 0 SB  
#J.J. Brock, SS, So. .... 238, 2 HR, 29 RBI, 4 SB  
Randall Brooks, 2B, So. .... 333, 2 HR, 25 RBI, 5 SB

Christian Parker, DH, Fr. .... 287, 3 HR, 11 RBI, 1 SB  
Bob Lisanti, C, Sr. .... injured (1 GP)

**TEAM ..... 316, 60 HR, 489 slug., 57 SB**

Darin Schmalz, So. .... 8-3, 4.01, 85.1 IP/50 Ks  
Christian Parker, Fr. .... 4-5, 5.14, 68.1 IP/34 Ks  
\*Gregg Henebry, So. .... 4-2, 4.47, 52.1 IP/32 Ks

Dan Stavisky, Fr. .... 5-1, 5.85, 47.2 IP/30 Ks  
Larry Mohs, So. .... 2-2, 2 SV, 3.21, 33.2 IP/27 Ks  
Tim Kraus, Sr. .... 4-3, 3 SV, 3.65, 44.1 IP/21 Ks  
Rich Saugter, Sr. .... 2-1, 3 SV, 3.31, 32.2 IP/27 Ks

**TEAM ..... 40-21, 9 SV, 4.53, 510.2 IP, 320 Ks**

## 1996 (44-18)

Randall Brooks, 2B, Jr. .... 396, 4 HR, 27 RBI, 15 SB  
\*Scott Sollmann, CF, Jr. .... 311, 2 HR, 25 RBI, 52 SB  
Rowan Richards, RF, Sr. .... 303, 7 HR, 20 RBI, 1 SB

Mike Amrhein, LF, Jr. .... 323, 13 HR, 49 RBI, 8 SB  
\*George Restovich, 1B, Sr. .... 336, 7 HR, 68 RBI, 5 SB  
Bob Lisanti, C, Gr. .... 344, 3 HR, 37 RBI, 2 SB

Jeff Wagner, DH/C, Fr. .... 287, 10 HR, 45 RBI, 0 SB  
#J.J. Brock, 3B, Jr. .... 320, 3 HR, 41 RBI, 4 SB  
#Paul Turco, SS, Fr. .... 247, 0 HR, 18 RBI, 4 SB

#Allen Greene, OF, Fr. .... 276, 1 HR, 14 RBI, 6 SB

**TEAM ..... 315, 58 HR, 485 slug., 97 SB**

Darin Schmalz, Jr. .... 9-4, 2.23, 84.2 IP/56 Ks  
Christian Parker, So. .... 8-3, 4.24, 80.2 IP/56 Ks  
Dan Stavisky, So. .... 7-1, 3.07, 70.1 IP/47 Ks

\*Gregg Henebry, Jr. .... 6-1, 4.60, 62.2 IP/29 Ks  
Rich Saugter, Gr. .... 1-2, 6 SV, 2.92, 40 IP/40 Ks

**TEAM ..... 44-18, 11 SV, 3.87, 512 IP, 365 Ks**

## 1997 (41-19)

Randall Brooks, CF, Sr. .... 366, 3 HR, 39 RBI, 17 SB  
\*Jeff Perconte, RF, Fr. .... 282, 3 HR, 9 RBI, 1 SB  
Mike Amrhein, C/DH, Sr. .... 394, 14 HR, 71 RBI, 0 SB

Jeff Wagner, DH/C, So. .... 374, 17 HR, 69 RBI, 1 SB  
Brant Ust, 2B/SS, Fr. .... 372, 11 HR, 54 RBI, 4 SB  
#Allen Greene, LF, So. .... 365, 7 HR, 55 RBI, 4 SB

\*Jeff Felker, 1B, Fr. .... 319, 4 HR, 29 RBI, 5 SB  
Todd Frye, 2B, Jr. .... 308, 0 HR, 19 RBI, 5 SB  
#J.J. Brock, 3B, Sr. .... 365, 3 HR, 50 RBI, 4 HR

Pat O'Keefe, OF, Sr. .... 276, 1 HR, 13 RBI, 6 SB

**TEAM ..... 334, 66 HR, 529 slug., 51 SB**

Darin Schmalz, Sr. .... 9-3, 3.67, 81 IP/58 Ks  
Alex Shilliday, So. .... 7-3, 1 SV, 5.11, 79.1 IP/72 Ks  
Brad Lidge, So. .... 4-3, 6.21, 37.2 IP/40 Ks

\*Tim Kalita, Fr. .... 3-1, 1 SV, 3.67, 49 IP/46 Ks  
\*Chris McKeown, So. .... 4-3, 3.26, 69 IP/46 Ks  
Larry Mohs, Sr. .... 0-1, 4 SV, 2.66, 23.2 IP/23 Ks

**TEAM ..... 41-19, 11 SV, 4.51, 504.2 IP, 399 Ks**

## 1998 (41-17)

#Allen Greene, CF, Jr. .... 317, 7 HR, 44 RBI, 12 SB  
#J.J. Brock, SS, Gr. .... 341, 13 HR, 54 RBI, 4 SB  
\*Jeff Felker, RF, So. .... 283, 3 HR, 35 RBI, 2 SB

Jeff Wagner, C, Jr. .... 330, 14 HR, 49 RBI, 1 SB  
Brant Ust, 3B, So. .... 373, 18 HR, 58 RBI, 11 SB  
\*Jeff Perconte, DH, So. .... 250, 0 HR, 17 RBI, 7 SB

Alec Porzel, LF, Fr. .... 265, 7 HR, 39 RBI, 5 SB  
Todd Frye, 2B, Sr. .... 243, 0 HR, 13 RBI, 4 SB  
\*Dan Leatherman, 1B, Sr. .... 343, 8 HR, 25 RBI, 7 SB





Mike Knecht, C, Jr. ....	.286, 0 HR , 10 RBI, 1 SB
<b>TEAM .....</b>	<b>.304, 73 HR, .501 slug., 61 SB</b>
Alex Shilliday, Jr. ....	9-5, 3.54, 96.2 IP/93 Ks
Brad Lidge, Jr. ....	8-2, 4.15, 80.1 IP/93 Ks
*Tim Kalita, So. ....	4-0, 2.78, 74.1 IP, 71 Ks
*Chris McKeown, Jr. ....	4-2, 4.47, 4.1 IP, 37 Ks
Aaron Heilman, Fr. ....	7-3, 9 SV, 1.61, 67 IP, 78 Ks
<b>TEAM .....</b>	<b>41-17, 4.02, 10 SV, 501.1 IP, 456 Ks</b>

## 1999 (43-18)

*Steve Stanley, CF, Fr. ....	.326, 0 HR, 29 RBI, 24 SB
*Paul O'Toole, C, Fr. ....	.318, 8 HR, 39 RBI, 12 SB
Alec Porzel, 2B, So. ....	.333, 13 HR, 60 RBI, 11 SB
Brant Ust, SS, Jr. ....	.359, 10 HR, 58 RBI, 10 SB
Jeff Wagner, DH, Sr. (inj.) .....	.354, 8 HR, 26 RBI, 1 SB
Matt Nussbaum, LF, Jr. ....	.314, 5 HR, 33 RBI, 0 RBI
*Jeff Felker, 1B, Jr. ....	.333, 9 HR, 40 RBI, 3 SB
*Andy Bushey, 3B, Fr. ....	.266, 2 HR, 10 RBI, 2 SB
*Ben Cooke, RF, So. ....	.267, 1 HR , 22 RBI, 4 SB
Matt Strickroth, OF, Fr. ....	.200, 3 HR, 18 RBI, 1 SB
*Jeff Perconte, IF/OF, Sr. ....	.323, 2 HR, 19 RBI, 4 SB
<b>TEAM .....</b>	<b>.307, 70 HR, .484 slug., 84 SB</b>

Aaron Heilman, So. ....	11-2, 3 SV, 3.14, 109 IP/118 Ks
Alex Shilliday, Sr. ....	4-5, 5.14, 63 IP/56 Ks
*Tim Kalita, Jr. ....	4-2, 5.16, 90.2 IP, 97 Ks
Scott Cavey, Jr. ....	6-1, 3.70, 58.1 IP, 47 Ks
*Chris McKeown, Sr. ....	3-2, 1 SV, 3.53, 51 IP/45 Ks
John Corbin, Jr. ....	7-3, 9 SV, 4.53, 47.2 IP, 44 Ks
<b>TEAM .....</b>	<b>43-18, 15 SV, 5.16, 512.2 IP, 478 Ks</b>

## 2000 (46-18)

Ken Meyer, DH, So. ....	.328, 3 HR, 20 RBI, 1 SB
*Steve Stanley, CF, So. ....	.362, 0 HR, 24 RBI, 29 SB
Alec Porzel, SS, Jr. ....	.342, 9 HR, 58 RBI, 10 SB
*Jeff Felker, 1B, Sr. ....	.307, 7 HR, 51 RBI, 2 SB
Matt Nussbaum, LF, Sr. ....	.257, 0 HR, 37 RBI, 5 SB
*Brian Stavisky, RF, Fr. ....	.298, 14 HR, 45 RBI, 9 SB
*Paul O'Toole, C, So. ....	.302, 8 HR, 39 RBI, 16 SB
*Andy Bushey, 3B, So. ....	.275, 3 HR, 30 RBI, 3 SB
*Jeff Perconte, 2B, Sr. ....	.205, 1 HR, 0 RBI, 0 SB
Kris Billmaier, LF, Fr. ....	.354, 5 HR, 19 RBI, 3 SB
<b>TEAM .....</b>	<b>.299, 50 HR, .449 slug., 76 SB</b>

Aaron Heilman, Jr. ....	10-2, 3.21, 118 IP, 103.2 Ks
Scott Cavey, Sr. ....	6-3, 4.58, 70.2 IP, 61 Ks
J.P. Gagne, Fr. ....	7-1, 4.46, 72.2 IP, 44 Ks
Matt Laird, Fr. ....	5-2, 3.83, 47 IP, 34 Ks
Danny Tamayo, Jr. ....	3-1, 1 SV, 3.62, 32.1 IP/24 Ks
John Corbin, Sr. ....	5-4, 11 SV, 4.69, 48 IP, 54 Ks
<b>TEAM .....</b>	<b>46-18, 15 SV, 3.93, 545 IP, 454 Ks</b>

## 2001 (49-13-1)

*Steve Stanley, CF, Jr. ....	.400, 1 HR, 32 RBI, 31 SB
Steve Sollmann, 2B, Fr. ....	.362, 5 HR, 36 RBI, 23 SB
Alec Porzel, SS, Sr. ....	.295, 8 HR, 59 RBI, 6 SB
*Brian Stavisky, RF, So. ....	.386, 10 HR, 66 RBI, 9 SB
Kris Billmaier, LF, So. ....	.257, 3 HR, 37 RBI, 4 SB
*Paul O'Toole, C, Jr. ....	.323, 5 HR, 35 RBI, 15 SB
*Andrew Bushey, 3B, Jr. ....	.335, 0 HR, 36 RBI, 1 SB
*Matt Bok, DH, Jr. ....	.286, 1 HR, 17 RBI, 0 SB
*Joe Thaman, 1B, Fr. ....	.284, 2 HR, 25 RBI, 1 SB
Ken Meyer, DH, Jr. ....	.271, 3 HR, 20 RBI, 1 SB
<b>TEAM .....</b>	<b>.322, 49 HR, .470 slug., 92 SB</b>

Aaron Heilman, Sr. ....	15-0, 1.74, 114 IP, 111 Ks
Danny Tamayo, Sr. ....	8-3, 2.72, 52 IP, 30 Ks
J.P. Gagne, So. ....	5-5, 5.35, 70.2 IP, 47 Ks
Peter Ogilvie, So. ....	5-1, 1.90, 52.0 IP, 30 Ks
Matt Buchmeier, Jr. ....	1-1, 2 SV, 3.91, 46 IP/28 Ks
Matt Laird, So. ....	5-1, 4 SV, 3.09, 32 IP, 28 Ks
<b>TEAM .....</b>	<b>49-13, 8 SV, 3.22, 547.2 IP, 420 Ks</b>

## 2002 (50-18)

*Steve Stanley, CF, Sr. ....	.439, 1 HR, 36 RBI, 32 SB
Steve Sollmann, 2B, So. ....	.362, 2 HR, 47 RBI, 6 SB
*Brian Stavisky, LF, Jr. ....	.394, 9 HR, 57 RBI, 2 SB
*Andrew Bushey, 3B, Sr. ....	.323, 6 HR, 59 RBI, 1 SB
*Paul O'Toole, C, Sr. ....	.281, 11 HR, 50 RBI, 11 SB
Kris Billmaier, LF, Jr. ....	.313, 3 HR, 41 RBI, 2 SB

*Matt Bok, DH, Sr. ....	.311, 3 HR, 36 RBI, 3 SB
Javi Sanchez, SS, So. ....	.281, 5 HR, 29 RBI, 1 SB
*Joe Thaman, 1B, So. ....	.272, 6 HR, 33 RBI, 2 SB
Matt Macri, SS, Fr. (inj.) .....	.206, 1 HR, 13 RBI, 1 SB
Ken Meyer, DH, Sr. ....	.268, 2 HR, 8 RBI, 1 SB

<b>TEAM .....</b>	<b>.321, 53 HR, .467 slug., 63 SB</b>
J.P. Gagne, Jr. ....	9-4, 6 SV, 3.14, 94.2 IP, 69 Ks
Grant Johnson, Fr. ....	9-5, 3.46, 101.1 IP, 86 Ks
Chris Niesel, Fr. ....	4-0, 2 SV, 3.36, 72.1 IP, 62 Ks
Peter Ogilvie, Jr. ....	7-5, 4.65, 79.1 IP, 58 Ks
Ryan Kalita, Jr. ....	5-0, 3.16, 42.2 IP, 36 Ks
John Axford, Fr. ....	5-2, 3.95, 70.2 IP, 64 Ks
<b>TEAM .....</b>	<b>50-18, 18 SV, 3.57, 584.1 IP, 483</b>

## 2003 (45-18)

Steve Sollmann, 2B, Jr. ....	.384, 4 HR, 40 RBI, 38 SB
*Brennan Grogan, LF, Fr. ....	.299, 0 HR, 25 RBI, 15 SB
*Steve Andres, DH, Fr. ....	.269, 4 HR, 22 RBI, 2 SB
Matt Edwards, 3B/1B, So. ....	.376, 8 HR, 69 RBI, 2 SB
Kris Billmaier, CF, Sr. ....	.271, 5 HR, 43 RBI, 1 SB
Matt Macri, SS, So. ....	.294, 4 HR, 35 RBI, 6 SB
Cody Rizzo, RF, Fr. ....	.314, 4 HR, 38 RBI, 1 SB
Javi Sanchez, C, Jr. ....	.303, 1 HR, 26 RBI, 6 SB
*Joe Thaman, 1B, Jr. ....	.280, 1 HR, 23 RBI, 0 SB
Matt Bransfield, DH, Fr. ....	.310, 0 HR, 10 RBI, 0 SB
Craig Cooper, LF, Fr. ....	.303, 0 HR, 15 RBI, 10 SB
Greg Lopez, 3B, Fr. ....	.250, 0 HR, 26 RBI, 1 SB
<b>TEAM .....</b>	<b>.309, 31 HR, .430 slug., 84 SB</b>

Chris Niesel, So. ....	9-1, 2.65, 98.1 IP, 87 Ks
Ryan Kalita, Sr. ....	7-1, 3.42, 76.1 IP, 64 Ks
J.P. Gagne, Sr. ....	4-6, 13 SV, 2.70, 60.0 IP, 45 Ks
John Axford, So. ....	9-3, 4.31, 71.0 IP, 69 Ks
*Tom Thornton, Fr. ....	5-1, 1.81, 54.2 IP, 29 Ks
Matt Laird, Sr. ....	3-1, SV, 4.22, 53.1 IP, 48 Ks
Ryan Doherty, Fr. ....	2-0, SV, 2.20, 28.2 IP, 44 Ks
<b>TEAM .....</b>	<b>45-18, 18 SV, 3.53, 554.0 IP, 479 Ks</b>

## 2004 (51-12)

Matt Macri, 3B, Jr. ....	.367, 14 HR, 56 RBI, 12 SB
Steve Sollmann, 2B, Sr. (inj.) .....	.311, 2 HR, 23 RBI, 17 SB
Matt Bransfield, DH, So. ....	.306, 12 HR, 58 RBI, 0 SB
Javi Sanchez, C, Sr. ....	.278, 2 HR, 41 RBI, 2 SB
*Steve Andres, LF, So. ....	.320, 8 HR, 39 RBI, 4 SB
Craig Cooper, RF, So. ....	.360, 10 HR, 48 RBI, 12 SB
Matt Edwards, 1B, Jr. ....	.310, 12 HR, 54 RBI, 5 SB
Cody Rizzo, CF, So. ....	.263, 4 HR, 29 RBI, 5 SB
Greg Lopez, SS, So. ....	.332, 2 HR, 34 RBI, 4 SB
Danny Dressman, OF, Fr. ....	.264, 0 HR, 18 RBI, 2 SB
<b>TEAM .....</b>	<b>.309, 69 HR, .479 slug., 69 SB</b>

Grant Johnson, Jr. ....	6-0, 1.87, 57.2 IP, 51 Ks
Chris Niesel, Jr. ....	8-3, 3.62, 102.0 IP, 84 Ks
*Tom Thornton, So. ....	9-2, 3.88, 99.2 IP, 77 Ks
Jeff Samardzija, Fr. ....	5-3, SV, 2.95, 64.0 IP, 42 Ks
Ryan Doherty, So. ....	5-1, 12 SV, 2.38, 34.0 IP, 46 Ks
Dan Kapala, Fr. ....	2-1, SV, 2.70, 40.0 IP, 40 Ks
*Joe Thaman, Sr. ....	4-1, SV, 3.35, 48.1 IP, 34 Ks
<b>TEAM .....</b>	<b>51-12, 15 SV, 3.36, 554.2 IP, 436 Ks</b>

## 2005 (38-24-1)

Alex Nettey, CF, Jr. ....	.288, 2 HR, 24 RBI, 12 SB
*Brett Lilley, 3B, Fr. ....	.355, 0 HR, 28 RBI, 9 SB
Matt Edwards, 1B, Sr. ....	.353, 14 HR, 68 RBI, 7 SB
Craig Cooper, LF, Jr. ....	.325, 7 HR, 58 RBI, 14 SB
Cody Rizzo, RF, Jr. ....	.252, 6 HR, 24 RBI, 17 SB
Matt Bransfield, DH, Jr. (inj.) .....	.313, 0 HR, 16 RBI, 1 SB
*Ross Brezovsky, 2B, Fr. ....	.261, 2 HR, 20 RBI, 3 SB
*Sean Gaston, C, So. ....	.293, 1 HR, 28 RBI, 4 SB
Greg Lopez, SS, Jr. ....	.274, 2 HR, 34 RBI, 0 SB
*Steve Andres, DH/LF, Jr. ....	.232, 5 HR, 25 RBI, 0 SB
Tony Langford, LF/DH, Fr. ....	.282, 3 HR, 28 RBI, 1 SB
<b>TEAM .....</b>	<b>.295, 43 HR, .416 slug., 69 SB</b>

*Tom Thornton, Jr. ....	6-6, 4.69, 96.0 IP, 40 Ks
Jeff Samardzija, So. ....	8-1, 3.89, 78.2 IP, 56 Ks
Jeff Manship, So. ....	2-1, SV, 3.97, 22.2 IP, 20 Ks

Dan Kapala, So. ....	7-3, SV, 3.20, 81.2 IP, 40 Ks
Ryan Doherty, Jr. ....	1-3, 7 SV, 3.79, 35.2 IP, 44 Ks
*Wade Korpi, Fr. ....	4-3, 5.47, 54.1 IP, 32 Ks
*Mike Dury, So. ....	1-0, 2 SV, 1.38, 26.0 IP, 17 Ks
<b>TEAM .....</b>	<b>38-24-1, 13 SV, 4.41, 557.1 IP, 342 Ks</b>

## 2006 (45-17-1)

Craig Cooper, 1B, Sr. ....	.425, 9 HR, 41 RBI, 9 SB
*Brett Lilley, 3B, So. ....	.320, 2 HR, 32 RBI, 5 SB
Jeremy Barnes, DH/2B, Fr. ....	.294, 2 HR, 49 RBI, 9 SB
Matt Bransfield, LF, Sr. ....	.333, 6 HR, 45 RBI, 4 SB
*Ross Brezovsky, 2B, So. ....	.295, 4 HR, 42 RBI, 2 SB
*Sean Gaston, C, Jr. ....	.319, 1 HR, 30 RBI, 4 SB
Alex Nettey, CF, Sr. ....	.298, 3 HR, 23 RBI, 7 SB
Greg Lopez, SS, Sr. . ....	.304, 0 HR, 37 RBI, 2 SB
Cody Rizzo, RF/C, Sr. ....	.261, 3 HR, 36 RBI, 13 SB
<b>TEAM .....</b>	<b>.313, 33 HR, .430 slug., 62 SB</b>

Jeff Manship, Jr. ....	9-2, 3.26, 94.0 IP, 111 Ks
Jeff Samardzija, Jr. ....	8-2, 4.33, 97.2 IP, 61 Ks
*Tom Thornton, Sr. ....	7-3, 3.94, 82.1 IP, 58 Ks
*Wade Korpi, So. ....	7-2, 2.00, 76.1 IP, 94 Ks
Kyle Weiland, Fr. ....	2-4, 16 SV, 2.37, 49.1 IP, 48 Ks
*Mike Dury, Jr. ....	3-1, SV, 2.17, 29.0 IP, 17 Ks
Jess Stewart, Jr. ....	4-2, SV, 2.31, 39.0 IP, 21 Ks
<b>TEAM .....</b>	<b>45-17-1, 18 SV, 3.52, 572.0 IP, 504 Ks</b>

## 2007 (28-28)

*Brett Lilley, SS, Jr. ....	.371, HR, 14 RBI, 5 SB
A.J. Pollock, 3B, Fr. ....	.372, 3 HR, 28 RBI, 11 SB
*Ross Brezovsky, LF, Jr. ....	.263, HR, 33 RBI, 7 SB
Matt Weglarz, C, Gr. ....	.244, 5 HR, 29 RBI, 4 SB
*Danny Dressman, CF, Sr. ....	.305, 0 HR, 27 RBI, 11 SB
Jeremy Barnes, 2B, So. ....	.258, HR, 28 RBI, 8 SB
#Mike Dury, 1B, Sr. ....	.242, 9 HR, 35 RBI, 4 SB
Ryan Smith, DH, Fr. ....	.267, 2 HR, 23 RBI, SB
Ryan Connolly, RF, So. ....	.185, 0 HR, 9 RBI, 2 SB
Brayden Ashdown, RF, Fr. ....	.158, 0 HR, 4 RBI, 2 SB
<b>TEAM .....</b>	<b>.274, 24 HR, .371 slug., 59 SB</b>

David Phelps, So. ....	8-5, 1.88, 110.1 IP, 102 Ks
Dan Kapala, Sr. ....	0-6, 3.92, 41.1 IP, 23 Ks
*Wade Korpi, Jr. ....	1-5, 4.02, 53.2 IP, 43 Ks
Eric Maust, Fr. ....	2-0, 3.65, 44.1 IP, 32 Ks
Joey Williamson, Jr. ....	4-3, 2.81, 51.1 IP, 53 Ks
Kyle Weiland, So. ....	5-3, 2 SV, 5.66, 41.1 IP, 37 Ks
*Sam Elam, So. ....	0-2, 4.55, 31.2 IP, 25 Ks
Brett Gaffy, So. ....	3-2, 5.68, 38.0 IP, 24 Ks
<b>TEAM .....</b>	<b>28-28, 8 SV, 3.97, 487.0 IP, 396 Ks</b>

## 2008 (33-21-1)

*Brett Lilley, SS, Sr. ....	.297, 2 HR, 34 RBI, 9 SB
*David Mills, LF, So. ....	.349, 2 HR, 26 RBI, 9 SB
A.J. Pollock, CF, So. ....	.352, 4 HR, 42 RBI, 28 SB
*Evan Sharpley, DH, Jr. ....	.324, 13 HR, 40 RBI, 1 SB
*Ross Brezovsky, LF, Sr. ....	.338, 4 HR, 35 RBI, 1 SB
Jeremy Barnes, 2B, Jr. ....	.307, 8 HR, 50 RBI, 3 SB
#Sean Gaston, C, Sr. ....	.287, 0 HR, 27 RBI, 3 SB
Casey Martin, 1B, Jr. ....	.281, 3 HR, 18 RBI, 0 SB
Greg Sherry, 3B, Fr. ....	.315, 2 HR, 14 RBI, 1 SB
Billy Boockford, RF, So. ....	.275, 1 HR, 26 RBI, 0 SB
Brayden Ashdown, RF, So. ....	.393, 1 HR, 4 RBI, 1 SB
Mick Doyle, 3B, Fr. ....	.313, 0 HR, 6 RBI, 0 SB
<b>TEAM .....</b>	<b>.309, 41 HR, .447 slug., 59 SB</b>

David Phelps, Jr. ....	5-5, 4.65, 93.0 IP, 75 Ks
Wade Korpi, Sr. ....	6-3, 3.59, 77.2 IP, 58 Ks
Eric Maust, So. ....	6-3, 4.52, 69.2 IP, 46 Ks
Tony Langford, Sr. ....	2-0, 1.27, 21.1 IP, 18 Ks
Todd Miller, Jr. ....	0-1, 2.45, 18.1 IP, 13 Ks
Ryan Sharpley, Fr. ....	4-2, 3.03, 32.1 IP, 31 Ks
Steven Mazur, Sr. ....	1-0, 4.18, 23.2 IP, 25 Ks
Evan Danieli, Jr. ....	0-0, 5.00, 27.0 IP, 20 Ks
Kyle Weiland, Fr. ....	2-2, 5.04, 30.1 IP, 31 Ks
Cole Johnson, Fr. ....	2-2, 5.30, 35.2 IP, 28 Ks
Brian Dupra, Fr. ....	3-3, 5.44, 46.1 IP, 30 Ks
<b>TEAM .....</b>	<b>33-21, 8 SV, 4.38, 493.2 IP, 392 Ks</b>

## 2009 BASEBALL 189



# Battling Leaders

Year	Batting Average	Home Runs	Runs Batted In
1948	Gene Lavery .....281	Ray Petrzelka .....2	Ray Petrzelka .....11
1949	Dick Giedlin .....350	N.A. ....	N.A. ....
1950	Dick Giedlin .....317	Charles Kreis .....3	Three players .....16
1951	Tom Boland .....301	Harry Durkin .....4	Harry Durkin .....19
1952	Dick Colloton .....340	Four players .....4	Joe Ridge .....15
1953	Mark Tremblay .....350	Roger Braun/Dick Rosenthal .....1	Roger Braun .....30
1954	Mark Tremblay .....348	Mark Tremblay .....3	Jim Twohy .....15
1955	Jim Cusack .....342	Dan Nespo .....3	Three players .....13
1956	Elmer Kohorst .....329	Elmer Kohorst/Daniel Nespo .....2	Elmer Kohorst .....21
1957	Jim Morris .....386	Gene Duffy .....4	Bob Senecal .....21
1958	Jim Morris .....394	Jim Morris .....7	Dick Selcer/Harold Trapp .....30
1959	Dick Selcer .....352	Gene Duffy .....3	Gene Duffy .....31
1960	Jack Gentempo .....383	Frank Finnegan .....5	John Carretta .....34
1961	Dick O'Leary .....287	Dick O'Leary .....6	Dick O'Leary .....26
1962	George Sefcik .....367	George Sefcik .....4	George Sefcik .....23
1963	Rich Gonski .....358	John Counsell .....4	Shaun Fitzmaurice .....27
1964	Rich Gonski .....379	Rich Gonski .....10	Shaun Fitzmaurice .....28
1965	Mark Gonring .....299	Pat Topolski .....3	Pat Topolski .....22
1966	Dick Sauget .....342	Tom Blythe .....3	Pat Topolski .....16
1967	Kevin Hardy .....398	Dick Licini .....4	Dick Licini .....21
1968	Nick Scarpelli .....329	Three players .....2	Gerry Goetz .....18
1969	Tom Lux .....333	Phil Krill/James Gieselmann .....2	Tom Lux .....13
1970	Joe Keenan .....312	Phil Krill .....4	Bill Orga .....23
1971	Pete Schmidt .....367	Paul Horan/Phil Krill .....3	Phil Krill .....28
1972	Joe LaRocca .....352	Rob Reschan .....6	Rob Reschan .....27
1973	Dick Nussbaum .....333	Tom Hansen/Robert Roemer .....2	Mark Schmitz/Robert Roemer .....24
1974	Tom Hansen .....378	Jim Smith .....4	Tom Hansen .....23
1975	Pat Coleman .....329	Jim Smith .....3	Bob Stratta .....22
1976	Frank Fiascki .....365	Bob Stratta .....4	Bob Stratta .....35
1977	Tim Pollock .....385	Dan Voellinger .....5	Mike Galloway/Tim Pollock .....28
1978	Rick Pullano .....356	Mark Simendinger/Jim Montagano .....2	Rick Pullano .....14
1979	Mike Jamieson .....355	Dan Voellinger .....2	Dan Voellinger .....30
1980	Dave Bartish .....422	Dan Voellinger .....5	Dan Voellinger .....38
1981	Jim Montagano .....397	Henry Valenzuela .....8	Henry Valenzuela .....42
1982	Dan Szajko .....343	Henry Valenzuela .....4	Chuck Tasch/Henry Valenzuela .....35
1983	Rick Chryst .....325	Carl Vuono .....4	Carl Vuono .....29
1984	Mike Metzler .....412	Carl Vuono .....8	Mike Metzler .....49
1985	Mike Trudeau .....366	Mike Trudeau .....7	Mike Trudeau .....47
1986	John Loughran .....380	Tom Shields .....6	Ken Soos .....47
1987	Pat Pesavento .....333	Tim Hutson/Dan Peltier .....6	Dan Peltier .....39
1988	Dan Peltier .....414	Tim Hutson .....18	Tim Hutson .....74
1989	Dan Peltier .....446	Dan Peltier .....15	Dan Peltier .....93
1990	Eric Danapilis .....429	Frank Jacobs .....11	Frank Jacobs .....49
1991	Joe Binkiewicz .....379	Frank Jacobs .....20	Frank Jacobs .....79
1992	Eric Danapilis .....377	Craig Counsell .....12	Craig Counsell .....63
1993	Edwin Hartwell .....447	Edwin Hartwell/Eric Danapilis .....13	Eric Danapilis .....85
1994	Robbie Kent/Scott Sollmann .....402	Ryan Topham .....10	Robbie Kent .....82
1995	Scott Sollmann .....406	Ryan Topham .....18	Ryan Topham .....79
1996	Randall Brooks .....396	Mike Amrhein .....13	George Restovich .....68
1997	Mike Amrhein .....394	Jeff Wagner .....17	Mike Amrhein .....71
1998	Brant Ust .....373	Brant Ust .....18	Brant Ust .....58
1999	Brant Ust .....359	Brant Ust .....17	Alec Porzel .....60
2000	Steve Stanley .....362	Brian Stavisky .....14	Alec Porzel .....58
2001	Steve Stanley .....400	Brian Stavisky .....10	Brian Stavisky .....66
2002	Steve Stanley .....439	Paul O'Toole .....11	Andrew Bushey .....59
2003	Steve Sollmann .....384	Matt Edwards .....8	Matt Edwards .....69
2004	Matt Macri .....367	Matt Macri .....14	Matt Bransfield .....58
2005	Brett Lilley .....355	Matt Edwards .....14	Matt Edwards .....68
2006	Craig Cooper .....425	Craig Cooper .....9	<b>Jeremy Barnes</b> .....49
2007	<b>A.J. Pollock</b> .....372	Mike Dury .....9	Mike Dury .....35
2008	<b>A.J. Pollock</b> .....352	<b>Evan Sharpley</b> .....13	<b>Jeremy Barnes</b> .....50

Tim Hutson shared the team home run lead as a junior in 1987 (6) before sending 18 over the fences in 1988, with his senior-year total still tied for the second-most home runs in a season ever posted by a Notre Dame player.

**Bold** indicates current players.



# Battling Leaders

Year	Victories	Earned-Run Average	Strikeouts
1950	Bob Nemes..... 3-5	N.A. ....	Bob Nemes ..... 28
1951	Stan Konopka ..... 5-4	N.A. ....	N.A. ....
1952	Tom Bujnowski..... 5-5	N.A. ....	Tom Bujnowski ..... 64
1953	Stan Konopka ..... 9-1	N.A. ....	Stan Konopka ..... 59
1954	Angelo Capozzi ..... 4-2	N.A. ....	John Reynolds ..... 33
1955	Dick Bunker/Ron Mottl ..... 3	Dick Bunker ..... 3.53	Dick Bunker ..... 60
1956	Tom Bujnowski..... 5-3	Tom Bujnowski ..... 3.58	Tom Bujnowski ..... 67
1957	Tom Bujnowski..... 7-3	Chuck Symeon ..... 1.30	Tom Bujnowski ..... 75
1958	Frank Carpin/Chuck Symeon..... 6	Chuck Symeon ..... 3.11	Frank Carpin ..... 102
1959	Nick Palihnich ..... 6-2	Nick Palihnich ..... 1.25	Nick Palihnich ..... 48
1960	Nick Palihnich ..... 6-2	Jack Mitchell ..... 0.71	Nick Palihnich ..... 55
1961	Mickey Walker ..... 5-2	Mickey Walker ..... 2.46	Mickey Walker ..... 48
1962	Phil Donnelly ..... 4-3	Phil Donnelly ..... 1.27	Mickey Walker ..... 29
1963	Mickey Walker ..... 6-2	Mickey Walker ..... 1.73	Rich Rusteck ..... 89
1964	Larry Kennedy/Frank Karazim ..... 4	Larry Kennedy ..... 2.91	Frank Karazim ..... 42
1965	Ed Lupton ..... 8-4	Ed Lupton ..... 2.64	Dan McGinn ..... 69
1966	Tom Cuggino ..... 5-2	Tom Cuggino ..... 2.25	Tom Cuggino ..... 53
1967	Dave Celmer/Bob Arnzen..... 5-1	Bob Arnzen ..... 2.43	Dave Celmer ..... 53
1968	Three players ..... 3	Mickey Karkut ..... 3.30	Nick Furlong ..... 48
1969	Ron Schmitz ..... 5-1	Nick Furlong ..... 1.50	Nick Furlong ..... 50
1970	Ron Schmitz..... 5-2	Mickey Karkut ..... 2.76	Mickey Karkut ..... 48
1971	James Noe/Ed Hrabcsak..... 3	Ed Hrabcsak ..... 2.25	Ron Schmitz ..... 48
1972	Rich Eich ..... 5-2	Mike Riddell ..... 3.58	Mike Riddell ..... 44
1973	Mike Swallow ..... 4-1	Mike Riddell ..... 3.25	Mike Riddell ..... 33
1974	Bob Stratta ..... 7-3	Bob Stratta ..... 2.50	Bob Stratta ..... 52
1975	Bob Stratta ..... 5-3	Bob Stratta ..... 3.76	Bob Stratta ..... 36
1976	Don Wolfe ..... 6-3	Don Wolfe ..... 2.97	Don Wolfe ..... 46
1977	Jim Sholl..... 4-7	Jim Sholl ..... 3.82	Jim Sholl ..... 51
1978	Don Wolfe ..... 4-6	Joe Karpowicz ..... 2.62	Don Wolfe ..... 41
1979	Mike Deasey ..... 5-0	Mike Deasey ..... 4.24	Bob Bartlett ..... 32
1980	Mike Deasey ..... 6-2	Mike Deasey ..... 2.39	Bob Bartlett ..... 39
1981	Bob Bartlett ..... 7-3	Mike Deasey ..... 3.41	Bob Bartlett ..... 61
1982	Bryan Smith ..... 7-2	Mark Clementz ..... 1.50	Mark Clementz ..... 33
1983	Bill Matre ..... 6-5	Mark Clementz ..... 3.31	Steve Whitmyer/Bill Matre..... 58
1984	Tom Conlin/Mark Clementz ..... 5	Mark Clementz ..... 3.31	Mark Clementz ..... 37
1985	Stephen Powell/Bob Lopes..... 5	Kevin Chenail ..... 3.22	Buster Lopes ..... 42
1986	Mark Watzke ..... 5-4	Mark Watzke ..... 4.50	Kevin Chenail ..... 33
1987	Mike Passilla/Thomas Shaw ..... 3	Mike Harmon ..... 1.75	Brian Piotrowicz ..... 28
1988	Erik Madsen ..... 8-4	Erik Madsen ..... 3.74	Erik Madsen ..... 56
1989	Brian Piotrowicz ..... 11-4	Brian Piotrowicz ..... 2.24	Brian Piotrowicz ..... 72
1990	David Sinnes ..... 9-2	David Sinnes ..... 1.05	David Sinnes ..... 77
1991	Alan Walania ..... 11-5	Chris Michalak ..... 2.47	David Sinnes ..... 89
1992	Chris Michalak ..... 10-5	Chris Michalak ..... 2.20	Pat Leahy ..... 80
1993	Tom Price ..... 12-2	A. J. Jones ..... 1.79	David Sinnes ..... 90
1994	Tom Price ..... 14-5	Larry Mohs ..... 2.09	Tom Price ..... 85
1995	Darin Schmalz ..... 8-3	Tim Kraus ..... 3.65	Darin Schmalz ..... 50
1996	Darin Schmalz ..... 9-4	Darin Schmalz ..... 2.23	Darin Schmalz/Christian Parker ..... 56
1997	Darin Schmalz ..... 9-3	Larry Mohs ..... 2.66	Alex Shilliday ..... 72
1998	Alex Shilliday ..... 9-5	Aaron Heilman ..... 1.61	Alex Shilliday/Brad Lidge ..... 93
1999	Aaron Heilman ..... 11-2	Aaron Heilman ..... 3.14	Aaron Heilman ..... 118
2000	Aaron Heilman ..... 10-2	Aaron Heilman ..... 3.21	Aaron Heilman ..... 118
2001	Aaron Heilman ..... 15-0	Aaron Heilman ..... 1.74	Aaron Heilman ..... 111
2002	Grant Johnson (9-3), J.P. Gagne (9-4) ..... 9-6	J.P. Gagne ..... 3.14	Grant Johnson ..... 86
2003	Chris Niesel (9-1), John Axford (9-3) ..... 9-4	Tom Thornton ..... 1.81	Chris Niesel..... 87
2004	Tom Thornton ..... 9-2	Grant Johnson ..... 1.87	Chris Niesel..... 84
2005	Jeff Samardzija ..... 8-1	Dan Kapala ..... 3.20	Jeff Samardzija ..... 56
2006	Jeff Manship ..... 9-2	Wade Korpi..... 2.00	Jeff Manship..... 111
2007	David Phelps ..... 8-5	David Phelps ..... 1.88	David Phelps ..... 102
2008	<b>Eric Maust</b> , Wade Korpi ..... 6-3	Tony Langford ..... 1.27	David Phelps ..... 75

**Bold** indicates current players.



Mickey Walker led the 1961 Notre Dame team in victories (5-2), ERA (2.46) and strikeouts (48) and returned to lead the '62 team in Ks as well (29). Walker ranks 10th in Irish history for winning percentage (.765, 13-4) and 13th in career ERA (2.96).

# Season Offense



Cory Mee – now head coach at the University of Toledo – started all 63 games of his senior season (1992) and set the Irish record for total sacrifices (16, now 3rd). He also set the Irish career record for total sacrifices (47, now 2nd) and still ranks among Notre Dame's all-time leaders for games played (219; 13th) and walks (104; 12th).

## Games Played

1. Dan Peltier (1989).....	68 of 68
Pat Pesavento (1989).....	68 of 68
James Sass (1989).....	68 of 68
Steve Stanley (2002).....	68 of 68
5. Paul O'Toole (2002).....	66 of 68
6. Steve Stanley (2000).....	64 of 64
Brian Stavisky (2000).....	64 of 64
8. Joe Binkiewicz (1992).....	63 of 63
Eric Danapilis (1992).....	63 of 63
Cory Mee (1992).....	63 of 63
Alec Porzel (2001).....	63 of 63
Steve Stanley (2001).....	63 of 63
Kris Billmaier (2003).....	63 of 63
Cody Rizzo (2006).....	63 of 63
Andrew Bushey (2002).....	63 of 68

## Games Started

1. Dan Peltier (1989).....	68 of 68
Pat Pesavento (1989).....	68 of 68
Steve Stanley (2002).....	68 of 68
4. James Sass (1989).....	66 of 68
5. Paul O'Toole (2002).....	65 of 68
6. Steve Stanley (2000).....	64 of 64
Brian Stavisky (2000).....	64 of 64
8. Joe Binkiewicz (1992).....	63 of 63
Eric Danapilis (1992).....	63 of 63
Cory Mee (1992).....	63 of 63
Alec Porzel (2001).....	63 of 63
Steve Stanley (2001).....	63 of 63
Kris Billmaier (2003).....	63 of 63
Andrew Bushey (2002).....	63 of 68

## At-Bats

1. Steve Stanley (2002).....	271
2. Dan Peltier (1989).....	258
3. Steve Stanley (2001).....	255
4. Alec Porzel (2001).....	251
5. Brian Stavisky (2000).....	248
6. Pat Pesavento (1989).....	245
7. Alec Porzel (2000).....	243
8. Steve Stanley (1999).....	242
9. Matt Macri (2004).....	237
10. Kris Billmaier (2003).....	236
11. Randall Brooks (1997).....	235
Steve Stanley (2000).....	235

## Batting Average (min. 2.5 ABs/team gm)

1. Edwin Hartwell (1993).....	.447
2. Dan Peltier (1989).....	.446
3. Steve Stanley (2002).....	.439
4. Eric Danapilis (1993).....	.438
5. Eric Danapilis (1990).....	.429
6. Craig Cooper (2006).....	.425
7. Dave Bartish (1980).....	.422
8. Dan Peltier (1988).....	.414
9. Mike Metzler (1984).....	.412
10. Scott Sollmann (1995).....	.406
11. Robbie Kent (1994).....	.402
Scott Sollmann (1994).....	.402
13. Steve Stanley (2001).....	.400
14. Kevin Hardy (1967).....	.398
James Sass (1989).....	.398
16. Jim Montagano (1981).....	.397
17. Randall Brooks (1996).....	.396
18. Jim Morris (1958).....	.394
Mike Amrhein (1997).....	.394
Brian Stavisky (2002).....	.394
21. Dick Licini (1967).....	.390
22. Jim Morris (1957).....	.386
Mike Amrhein (1995).....	.386
Brian Stavisky (2001).....	.386
25. Tim Pollock (1977).....	.385
Henry Valenzuela (1981).....	.385
Pat Pesavento (1987).....	.385
28. Steve Sollmann (2003).....	.384

## Hits

1. Steve Stanley (2002).....	119
2. Dan Peltier (1989).....	115
3. Steve Stanley (2001).....	102
4. Steve Sollmann (2003).....	98
5. Craig Cooper (2006).....	97
6. Eric Danapilis (1993).....	96
7. Scott Sollmann (1995).....	93
8. Pat Pesavento (1989).....	92
9. Mike Amrhein (1997).....	91
10. James Sass (1989).....	90
11. Dan Peltier (1988).....	89
Edwin Hartwell (1993).....	89
Randall Brooks (1996).....	89

## Runs Batted In

1. Dan Peltier (1989).....	93
2. Eric Danapilis (1993).....	85
3. Robbie Kent (1994).....	82
4. Frank Jacobs (1991).....	79
Ryan Topham (1995).....	79
6. Tim Hutson (1988).....	74
7. Mike Amrhein (1997).....	71
8. Dan Peltier (1988).....	70
9. Mike Amrhein (1995).....	69
Jeff Wagner (1997).....	69
Matt Edwards (2003).....	69

## On-Base Percentage

1. Eric Danapilis (1991).....	.531
2. Edwin Hartwell (1993).....	.529
3. Eric Danapilis (1993).....	.522
Craig Cooper (2006).....	.522
5. Matt Haas (1992).....	.521
6. Dan Peltier (1989).....	.513
7. Brett Lilley (2007).....	.512
8. Eric Danapilis (1990).....	.509
9. Ryan Topham (1994).....	.506
Steve Stanley (2002).....	.506
11. Greg Layson (1993).....	.502
Brett Lilley (2005).....	.502
13. Craig Counsell (1991).....	.498

## Slugging Percentage

1. Dan Peltier (1989).....	.783
2. Joe Binkiewicz (1991).....	.738
3. Ryan Topham (1995).....	.733
4. Tom Shields (1986).....	.730
5. Eric Danapilis (1993).....	.726
6. Brant Ust (1998).....	.724
7. Jeff Wagner (1999).....	.720
8. Edwin Hartwell (1993).....	.719
9. Jeff Wagner (1997).....	.712
10. Rich Gonski (1964).....	.707
11. Tim Hutson (1988).....	.692
12. Evan Sharpley (2008).....	.691

## OPS (On-Base Pct. Plus Slugging Pct.)

1. Dan Peltier ('89; .513+.783).....	1.296
2. Edwin Hartwell ('93; .529+.719).....	1.248
Eric Danapilis ('93; .522+.726).....	1.248
4. Tom Shields ('86; .497+.733).....	1.230
5. Joe Binkiewicz ('91; .486+.738).....	1.224
6. Eric Danapilis ('90; .509+.671).....	1.248
7. Craig Cooper ('06; .522+.654).....	1.176
8. Ryan Topham ('95; .436+.733).....	1.169
9. Jeff Wagner ('97; .447+.712).....	1.159
Ryan Topham ('94; .506+.653).....	1.159
11. Frank Jacobs ('91; .477+.676).....	1.153
12. Jeff Wagner ('99; .438+.712).....	1.150
13. Brant Ust ('98; .424+.724).....	1.148
14. Robbie Kent ('94; .464+.680).....	1.144
15. Mike Amrhein ('97; .476+.658).....	1.134
16. Matt Macri ('04; .465+.667).....	1.132
17. Jim Montagano ('81; .464+.664).....	1.128
18. Brian Stavisky ('01; .467+.657).....	1.124
19. Mike Metzler ('84; .509+.618).....	1.122
20. Brant Ust ('99; .439+.682).....	1.121
21. Mike Trudeau ('85; .479+.634).....	1.113
22. Brian Stavisky ('02; .451+.658).....	1.109
Mike Vollinger ('80; .482+.627).....	1.109
24. Matt Edwards ('05; .467+.634).....	1.101

## Total Bases

1. Dan Peltier (1989).....	202
2. Eric Danapilis (1993).....	159
3. Matt Macri (2004).....	158
4. Brant Ust (1998).....	157
5. Jeff Wagner (1997).....	156
6. Mike Amrhein (1997).....	152
7. Ryan Topham (1995).....	151
8. Brant Ust (1999).....	150
9. Craig Cooper (2006).....	149
10. Tim Hutson (1988).....	148
11. Steve Stanley (2002).....	147
Matt Edwards (2005).....	147
13. Alec Porzel (2000).....	142
14. Brian Stavisky (2000).....	141

## Did You Know? ...

All-America standouts Eric Danapilis (1.248 OPS, +34 PDR; in 1993) and Craig Cooper (1.176 OPS, +34 PDR; in 2006) are the only Notre Dame baseball players ever to post an on-base-plus-slugging score above 1.150 and a plate-discipline ratio (BB+HBP-Ks) above +30 during the same season.





## Home Runs

1. Frank Jacobs (1991) .....	20
2. Tim Hutson (1988) .....	18
Ryan Topham (1995) .....	18
Brant Ust (1998) .....	18
5. Jeff Wagner (1997) .....	17
Brant Ust (1999) .....	17
7. Dan Peltier (1989) .....	15
Joe Binkiewicz (1991) .....	15
9. Mike Amrhein (1997) .....	14
Brian Stavisky (2000) .....	14
Matt Macri (2004) .....	14
Matt Edwards (2005) .....	14
<b>13. Evan Sharp (2008) .....</b>	<b>13</b>

## Triples

1. Scott Sollmann (1995) .....	11
2. Shaun Fitzmaurice (1964) .....	10
3. Robbie Kent (1994) .....	9
George Restovich (1996) .....	9
5. J.J. Brock (1997) .....	8
6. Scott Sollmann (1994) .....	7
Randall Brooks (1997) .....	7
Matt Macri (2004) .....	7
<b>9. David Mills (2008) .....</b>	<b>6</b>
Dick Selcer (1958) .....	6
Gene Duffy (1959) .....	6
Paul Failla (1992) .....	6
Scott Sollmann (1996) .....	6

## Doubles

1. Dan Peltier (1989) .....	32
2. Alec Porzel (2001) .....	28
3. Eric Danapilis (1993) .....	24
Robbie Kent (1994) .....	24
Alec Porzel (2000) .....	24
6. Craig Counsell (1992) .....	22
7. Dan Peltier (1988) .....	21
Jeff Wagner (1997) .....	21
Jeff Felker (2000) .....	21
Matt Edwards (2005) .....	21
<b>11. Craig DeSensi (1995) .....</b>	<b>20</b>
Allen Greene (1997) .....	20

## Runs Scored

1. Pat Pesavento (1989) .....	88
2. Pat Pesavento (1988) .....	81
Dan Peltier (1989) .....	81
4. Craig Cooper (2006) .....	79
5. Steve Stanley (2002) .....	76
6. Craig DeSensi (1995) .....	76
Steve Stanley (2001) .....	76
Matt Macri (2004) .....	76
9. Scott Sollmann (1995) .....	73
10. Edwin Hartwell (1993) .....	72
11. Eric Danapilis (1993) .....	71
12. Greg Layson (1994) .....	70
Mike Amrhein (1997) .....	70

## Hardest to Strike Out (AB/K)

1. Rick Pullano (1978) .....	44.00 (132/3)
2. Dan Szajko (1982) .....	34.25 (137/4)
3. Tom Caruso (1978) .....	32.33 (97/3)
4. Mike Jamieson (1980) .....	30.75 (123/4)
5. Dan Szajko (1980) .....	25.75 (103/4)
6. Steve Stanley (2002) .....	24.64 (271/11)
7. Pete Schmidt (1971) .....	24.00 (120/5)
<b>8. A.J. Pollock .....</b>	<b>21.60 (216/10)</b>
9. Dave Bartish (1980) .....	20.40 (102/5)
10. Henry Valenzuela (1981) .....	19.29 (135/7)
11. Jack Moran (1982) .....	18.80 (94/5)
12. Andrew Bushey (2001) .....	17.58 (211/12)

\* Note: batters strikeouts not kept until 1969; minimum 90 at-bats for above list; Tom Caruso had 87 ABs in 1979 without a single strikeout.

Stellar defensive first baseman Jeff Felker made 524 putouts as a senior in 2000 (now 5th in ND history) while his 21 doubles that season rank 7th in the ND record book. He also ranks among Notre Dame's all-time leaders in doubles (59, 4th), starts (220, 7th) and hits (246, 11th) and closed his career with hits in the final seven games while earning a spot on the all-NCAA Starkville Regional team.

## Bases on Balls

1. Ryan Topham (1994) .....	63
2. Pat Pesavento (1989) .....	61
3. Ryan Topham (1993) .....	51
4. Joe Binkiewicz (1992) .....	50
5. Craig Counsell (1991) .....	49
6. Eric Danapilis (1992) .....	48
7. Pat Pesavento (1988) .....	46
Matt Edwards (2005) .....	46
9. Craig Counsell (1992) .....	45
Greg Layson (1994) .....	45
11. Ed Lund (1988) .....	44
Steve Andres (2004) .....	44

## Times Hit By Pitch

1. Brett Lilley (2008) .....	31
2. Brett Lilley (2005) .....	30
3. Cody Rizzo (2003) .....	28
4. Brett Lilley (2007) .....	27
5. Alex Nettey (2006) .....	23
6. Cody Rizzo (2004) .....	21
Cody Rizzo (2005) .....	21
Brett Lilley (2006) .....	21
9. Greg Lopez (2005) .....	16
10. Eric Danapilis (1993) .....	15
Javi Sanchez (2004) .....	15
Alex Nettey (2005) .....	15
13. Ed Lund (1988) .....	14
Dan Bautch (1992) .....	14
Greg Layson (1993) .....	14
Craig DeSensi (1995) .....	14
Craig Cooper ('05); Cody Rizzo ('06) ....	14

## Plate-Discipline Ratio (BB+HBP-K)

1. Ed Lund ('88; 44+14-14) .....	+44
2. Pat Pesavento ('89; 61+2-21) .....	+42
3. Brett Lilley ('08; 31+31-26) .....	+36
4. Eric Danapilis ('93; 34+15-15) .....	+34
Craig Cooper ('06; 38+10-14) .....	+34
6. Dan Szajko ('82; 36+1-4) .....	+33
Craig Counsell ('91; 49+2-18) .....	+33
8. Brett Lilley ('05; 34+30-33) .....	+31
9. Ryan Topham ('94; 58+4-32) .....	+30
Brett Lilley ('07; 31+27-28) .....	+30
11. Pat Pesavento ('88; 46+1-18) .....	+29
Steve Stanley ('02; 38+2-11) .....	+29

## Stolen Bases

1. Scott Sollmann (1996) .....	52
2. Pat Pesavento (1988) .....	38
Pat Pesavento (1989) .....	38
Steve Sollmann (2003) .....	38
5. Steve Stanley (2002) .....	32
6. Greg Layson (1994) .....	31
Steve Stanley (2001) .....	31
8. Dan Bautch (1990) .....	29
Steve Stanley (2000) .....	29
<b>10. A.J. Pollock (2008) .....</b>	<b>28</b>
Matt Haas (1993) .....	28
12. Scott Sollmann (1994) .....	26
13. Steve Stanley (1999) .....	24

## Stolen Base Pct. (min. 8 attempts)

<b>1. David Mills (2008) .....</b>	<b>1.000 (9-9)</b>
Frank Fiascki (1976) .....	1.000 (8-8)
Dave Lazzeri (1976) .....	1.000 (8-8)
Jeff Felker (1997) .....	1.000 (8-8)
5. Greg Layson (1994) .....	.969 (31-32)
6. Paul O'Toole (2000) .....	.941 (16-17)
7. John Rogers (1987) .....	.923 (12-13)
8. Jack Snyder (1984) .....	.917 (11-12)
Alec Porzel (1999) .....	.917 (11-12)
<b>10. A.J. Pollock .....</b>	<b>.903 (28-31)</b>



11. Scott Sollmann (1996) .....	.897 (52-58)
12. Tom Shields (1986) .....	.889 (8-9)
Robbie Birk (1994) .....	.889 (8-9)

## Sacrifice Bunts

<b>1. David Mills (2008) .....</b>	<b>19</b>
2. Brett Lilley (2006) .....	15
3. Mike Moshier (1988) .....	14
Pat O'Brien (1988) .....	14
Scott Sollmann (1996) .....	14
6. Dan Bautch (1991) .....	13
Cory Mee (1992) .....	13
Steve Stanley (2000) .....	13
Joe Thaman (2002) .....	13
10. Scott Sollmann (1995) .....	12
Todd Frye (1997) .....	12
Brennan Grogan (2003) .....	12
Danny Dressman (2006) .....	12
14. Mike Coss (1991) .....	11
Randall Brooks (1995) .....	11
Kris Billmaier (2002) .....	11
Alex Nettey (2006) .....	11
Brett Lilley (2007) .....	11

## Sacrifice Flies

1. Robbie Kent (1994) .....	9
2. Alec Porzel (2000) .....	8
Paul O'Toole (2002) .....	8
<b>4. A.J. Pollock (2008) .....</b>	<b>7</b>
George Restovich (1996) .....	7
Alec Porzel (1999) .....	7
Jeff Felker (2000) .....	7
Andrew Bushey (2002) .....	7
Kris Billmaier (2003) .....	7
Javi Sanchez ('04); Greg Lopez ('05) .....	7

## Total Sacrifices (SH/SF)

<b>1. David Mills (2008) .....</b>	<b>23 (19/4)</b>
2. Brett Lilley (2006) .....	19 (15/4)
3. Andrew Bushey (2002) .....	17 (10/7)
4. Mike Moshier (1988) .....	16 (14/2)
Cory Mee (1992) .....	16 (13/3)
Brett Lilley (2007) .....	16 (11/5)
7. Craig Counsell (1991) .....	15 (10/5)
Scott Sollmann (1995) .....	15 (12/3)
<b>9. Billy Boockford (2008) .....</b>	<b>14 (10/4)</b>
Mike Coss (1988) .....	14 (11/3)
Pat O'Brien (1988) .....	14 (14/0)
Mike Coss (1990) .....	14 (11/3)
Scott Sollmann (1996) .....	14 (14/0)
Todd Frye (1997) .....	14 (12/2)
Paul O'Toole (2002) .....	14 (6/8)

**Bold** – current players

# Season Pitching



David Sinnes' career included a 1.05 ERA as a freshman in 1990 (2nd in the nation that season and 2nd in Notre Dame history/since 1960). He also posted a 32-8 career record and held the Irish career strikeout record (315) for seven years before Aaron Heilman's 425 Ks from 1998-2001.

## Appearances

1. Mike Coffey (1989) .....	37
2. Aaron Heilman (1998) .....	31
3. John Corbin (2000) .....	30
J.P. Gagne (2003) .....	30
Ryan Doherty (2004) .....	30
Kyle Weiland (2006) .....	30
7. Joe Thaman (2004) .....	29
8. Chris Michalak (1990) .....	28
John Corbin (1999) .....	28
J.P. Gagne (2002) .....	28
Dan Kapala (2004) .....	28
12. Tony Livorsi (1989) .....	27
Mike Dury (2006) .....	27
14. Kyle Weiland (2008) .....	26
15. Rich Sauget (1996) .....	25
Dan Kapala (2005) .....	25
17. Alan Walania (1991) .....	24
Mike Naumann (2000) .....	24
Mike Dury (2005) .....	24
Jess Stewart (2007) .....	24

## Games Started

1. Tom Price (1994) .....	19
2. Brian Piotrowicz (1989) .....	18
3. Erik Madsen (1989) .....	17
Alex Shilliday (1998) .....	17
5. Chris Michalak (1992) .....	16
Tim Kalita (1999) .....	16
Tom Thornton (2005) .....	16
8. Erik Madsen (1988) .....	15
Pat Leahy (1990 and 1992) .....	15
Chris Michalak (1993) .....	15
Tom Price (1993) .....	15
Brad Lidge (1998) .....	15
Aaron Heilman (2001) .....	15
Danny Tamayo (2001) .....	15
Chris Niesel (2003 and 2004) .....	15
Tom Thornton (2004) .....	15
Jeff Samardzija (2006) .....	15
David Phelps (2007) .....	15

## Earned-Run Average (min. 40 IP)

1. Jack Mitchell (1960) .....	0.71
2. David Sinnes (1990) .....	1.05
3. Nick Palihnich (1959) .....	1.25
4. Phil Donnelly (1962) .....	1.27
5. Chuck Symeon (1957) .....	1.30
6. Nick Furlong (1969) .....	1.50
Mark Clementz (1982) .....	1.50
8. Aaron Heilman (1998) .....	1.61
9. Mickey Walker (1963) .....	1.73
10. Aaron Heilman (2001) .....	1.74
11. A.J. Jones (1993) .....	1.79
12. Tom Thornton (2003) .....	1.81
13. Grant Johnson (2004) .....	1.87
14. David Phelps (2007) .....	1.88
15. Brian Piotrowicz (1990) .....	1.90
Peter Ogilvie (2001) .....	1.90
17. Jim Phelps (1970) .....	2.03
18. Wade Korpi (2006) .....	2.04
19. Larry Mohs (1994) .....	2.09
20. Rick Rusteck (1963) .....	2.18
21. Chris Michalak (1992) .....	2.20
22. Darin Schmalz (1996) .....	2.23
23. Brian Piotrowicz (1989) .....	2.24
24. Tom Cuggino (1966) .....	2.25
25. David Sinnes (1992) .....	2.31
26. Tom Bujnowski (1957) .....	2.37
Kyle Weiland (2006) .....	2.37

## Shutouts

1. Billy Burke (1909) .....	5
2. Jean Dubuc (1908) .....	4
3. Eight with .....	3
Last Times: Chris Michalak (1993), Aaron Heilman ('01), Danny Tamayo ('01)	

## Innings Pitched

1. Tom Price (1994) .....	140.1
2. Chris Michalak (1992) .....	118.2
3. Chris Michalak (1993) .....	117.1
4. Aaron Heilman (2001) .....	114.0
5. Danny Tamayo (2001) .....	112.2
6. Brian Piotrowicz (1989) .....	112.1
7. David Phelps (2007) .....	110.1
8. Aaron Heilman (1999) .....	109.0
9. Erik Madsen (1989) .....	104.0
10. Aaron Heilman (2000) .....	103.2
11. Chris Niesel (2004) .....	102.0
12. Grant Johnson (2002) .....	101.1
13. Stan Konopka (1953) .....	101.0

## Games Won

1. Aaron Heilman (2001) .....	15-0
2. Tom Price (1994) .....	14-5
3. Tom Price (1993) .....	12-2
4. Aaron Heilman (1999) .....	11-2
Brian Piotrowicz (1989) .....	11-4
Alan Walania (1991) .....	11-5
Chris Michalak (1993) .....	11-5
8. Hugh Mageveney (1924) .....	10
Frank Scanlan (1908) .....	10-0
Aaron Heilman (2000) .....	10-2
David Sinnes (1993) .....	10-3
Erik Madsen (1989) .....	10-4
Chris Michalak (1992) .....	10-5

## Consecutive Winning Decisions

1. Aaron Heilman (2001) .....	15
2. Frank Scanlan (1908) .....	10
Aaron Heilman (2000) .....	10

Jack Mitchell ('59-'61) remains second on the Notre Dame career ERA list (2.49), highlighted by the best season ERA in Irish history: 0.71 in 1960, when he allowed four earned runs and just 35 hits in 50.2 innings (47 Ks, 24 BB).

## Undefeated Season Starts

1. Aaron Heilman (2001) .....	15-0
2. Frank Scanlan (1908) .....	10-0
3. Bill Ryan (1910) .....	9-0
Hugh Mageveney (1924) .....	9-0
Tim Kraus (1994) .....	9-0
John Axford (2003) .....	9-0

## Winning Percentage (min. 8 decisions)

1. Aaron Heilman (2001) .....	1.000 (15-0)
Frank Scanlan (1908) .....	1.000 (10-0)
Tim Kraus (1994) .....	1.000 (9-0)
Sam O'Gorman (1906) .....	1.000 (8-0)
Herb Kelly (1912) .....	1.000 (8-0)
6. Bill Ryan (1910) .....	.900 (9-1)
Stan Konopka (1953) .....	.900 (9-1)
Chris Michalak (1991) .....	.900 (9-1)
Chris Niesel (2003) .....	.900 (9-1)
10. Jean Dubuc (1908) .....	.889 (8-1)
David Sinnes (1992) .....	.889 (8-1)
Pat Leahy (1990) .....	.889 (8-1)

## Complete Games

1. Aaron Heilman (2001) .....	12
2. Billy Ryan (1910) .....	11
3. Frank Scanlan (1908) .....	10
Jim Sholl (1977) .....	10
Chris Michalak (1993) .....	10
Tom Price (1994) .....	10
7. Bill Fleet (1901) .....	8
Ed Reulbach (1903) .....	8
Jean Dubuc (1908) .....	8
Bill Heyl (1910) .....	8
Mickey Karkut (1970) .....	8
Bob Bartlett (1981) .....	8
Chris Michalak (1992) .....	8

## Saves (since 1976)

1. Kyle Weiland (2006) .....	16
2. J.P. Gagne (2003) .....	13
3. Ryan Doherty (2004) .....	12
4. John Corbin (2000) .....	11
5. Mike Coffey (1989) .....	10
6. Aaron Heilman (1998) .....	9
John Corbin (1999) .....	9
8. Kyle Weiland (2008) .....	7
David Sinnes (1992) .....	7
Ryan Doherty (2005) .....	7
11. Chris Michalak (1990) .....	6
Rich Sauget (1996) .....	6
J.P. Gagne (2002) .....	6





Alan Walania helped Notre Dame post one of its most significant victories of the past 50 years, working out of countless jams to beat NCAA Atlantic Regional host Miami, 6-3, during the 1992 postseason. Walania won 11 games as a sophomore in 1991, after not registering a wild pitch in 70 innings as a freshman. He ranks among the top-10 of six major Notre Dame career categories: 5th in wins (30), 6th in appearances (70), innings (324) and strikeouts (236), and 10th in saves (8) and starts (41).

#### Opp. Batting Avg. (since '91/min. 40 IP)

1. David Sinnes (1992)	.163
2. Aaron Heilman (2001)	.173
3. Grant Johnson (2004)	.188
4. David Sinnes (1993)	.198
Aaron Heilman (1998)	.198
6. Larry Mohs (1994)	.201
7. Wade Korpi (2006)	.204
8. Chris Michalak (1992)	.205
9. Jeff Samardzija (2004)	.209
10. Joe Thaman (2004)	.210
11. Aaron Heilman (1999)	.217
12. Jeff Manship (2006)	.223
13. Pat Leahy (1992)	.224
Tim Kraus (1994)	.224
Kyle Weiland (2006)	.224

#### Fewest Hits Allowed Per 9 IP (min. 30 IP)

1. <b>Sam Elam (2007)</b>	<b>4.26 (15/31.2)</b>
2. Ed Lupton (1963)	4.83 (22/41.0)
3. Ryan Doherty (2004)	5.03 (19/34.0)
4. David Sinnes (1992)	5.09 (33/58.1)
5. David Sinnes (1990)	5.11 (39/68.2)
6. Dan McGinn (1965)	5.12 (29/51)
7. Mitchell Stoltz (1975)	5.23 (19/32.2)
8. Charles Scrivanich (1958)	5.28 (18/30.2)
9. <b>Ryan Sharpley (2008)</b>	<b>5.51 (20/32.2)</b>
10. Aaron Heilman (2001)	5.53 (70/114)
11. Stan Konopka (1952)	5.54 (24/39)
12. Mark Watzke (1984)	5.82 (22/34)
13. Ed Lupton (1965)	5.91 (56/85.1)

#### Strikeouts

1. Aaron Heilman (1999)	118
Aaron Heilman (2000)	118
3. Aaron Heilman (2001)	111
Jeff Manship (2006)	111
5. Danny Tamayo (2001)	106
6. Frank Carpin (1958)	102
<b>David Phelps (2007)</b>	<b>102</b>
8. Tim Kalita (1999)	97
9. <b>Wade Korpi (2006)</b>	<b>94</b>
10. Alex Shilliday (1998)	93
Brad Lidge (1998)	93
12. David Sinnes (1993)	90
13. Rich Rusteck (1963)	89
David Sinnes (1991)	89

#### Strikeouts Per 9 IP (min. 30 IP)

1. Frank Carpin (1958)	12.63 (102/72.2)
2. Dan McGinn (1965)	12.18 (69/51)
Ryan Doherty (2004)	12.18 (46/34.0)
4. Rick Rusteck (1963)	12.14 (89/66)
5. Ryan Doherty (2005)	11.10 (44/35.2)
6. Wade Korpi (2006)	11.08 (94/76.1)
7. Jeff Manship (2006)	10.63 (111/94.0)
8. Richard Bunker (1955)	10.59 (60/51)
9. Aaron Heilman (1998)	10.48 (78/67)
10. Brad Lidge (1998)	10.42 (93/80.1)
11. Aaron Heilman (2000)	10.24 (118/103.2)
12. Nick Furlong (1968)	10.21 (48/42)
13. John Corbin (2000)	10.13 (54/48)
14. David Sinnes (1990)	10.09 (77/68.2)

#### Fewest Walks Per 9 IP (min. 30 IP)

1. Tom Price (1994)	0.49 (7/127.2)
2. Tom Thornton (2006)	0.77 (7/82.1)
3. Scott Cavey (1999)	1.23 (8/58.1)
4. Alan Walania (1990)	1.29 (10/70)
5. James Cross (1985)	1.33 (9/61)
6. Danny Tamayo (2001)	1.36 (17/112.7)
7. Eric Maust (2007)	1.42 (7/44.1)
8. Mike Naumann (2001)	1.51 (7/41.2)
9. Alan Walania (1992)	1.52 (15/88.2)
J.P. Gagne (2002)	1.52 (16/94.2)
11. Alan Walania (1993)	1.56 (13/75)
12. Darin Schmalz (1995)	1.58 (15/85.1)

#### Strikeout-to-Walk Ratio (min. 30 IP)

1. Tom Price (1994)	12.14 (85/7)
2. Tom Thornton (2006)	8.29 (58/7)
3. Danny Tamayo (2001)	6.24 (106/17)
4. Scott Cavey (1999)	5.88 (47/8)
5. Alan Walania (1993)	5.62 (73/13)
6. Alan Walania (1992)	4.80 (72/15)
7. Alan Walania (1990)	4.60 (46/10)
8. Chris Niesel (2003)	4.58 (87/19)
9. Eric Maust (2007)	4.57 (32/7)
10. J.P. Gagne (2002)	4.31 (69/16)
11. Nick Palihnich (1960)	4.23 (55/13)
12. Chris Niesel (2004)	4.20 (84/20)
13. Ryan Doherty (2004)	4.18 (46/11)
14. Aaron Heilman (1998)	4.11 (78/19)
15. Aaron Heilman (2000)	4.07 (118/29)
16. Nick Palihnich (1959)	4.00 (48/12)
17. Jeff Manship (2006)	3.96 (111/28)

#### Most Innings Without HR Allowed

1. Darin Schmalz (1996)	84.2
2. Tim Kraus (1994)	62.2
3. Tom Thornton (2003)	54.2
4. Peter Ogilvie (2001)	52.0
5. <b>Eric Maust (2007)</b>	<b>44.1</b>
6. Kyle Weiland (2007)	41.1

#### Most Innings Per Home Run Allowed

1. Chris Michalak (1991)	87.1
2. Wade Korpi (2006)	76.1
3. John Axford (2002)	70.2
4. Chris McKeown (1997)	69.0
5. Larry Mohs (1994)	60.1
6. Kyle Weiland (2006)	49.1

#### Most Innings Without A Wild Pitch

1. Chris Michalak (1992)	118.2
2. Darin Schmalz (1996)	84.2
3. Tom Thornton (2006)	82.1
4. Brian Conway (1989)	71.1
5. Mike Naumann (2001)	41.2

#### Most Innings Per Wild Pitch

1. Darin Schmalz (1995)	85.1
2. Wade Korpi (2006)	76.1
3. J.P. Gagne (2001)	70.2
4. Tom Price (1994)	70.1
5. Alan Walania (1990)	70.0
6. Michael Deasey (1981)	63.1

Note: HR and WP stats kept since 1987.



Larry Mohs allowed just one home run in 60.1 innings pitched as a freshman in 1994. He later made an inspiring return from "Tommy John" reconstructive elbow surgery for the 1997 season (pictured), posting a team-best 2.66 ERA while saving four wins.

## Fielding Leaders

#### Putouts (since 1982)

1. Joe Binkiewicz (1B; 1992)	628
2. Joe Thaman (1B; 2001)	550
3. George Restovich (1B; 1996)	533
4. Craig Cooper (1B; 2006)	523
5. Jeff Felker (1B; 2000)	524
6. Craig DeSensi (1B; 1995)	519
7. Joe Thaman (1B; 2002)	514
8. Javi Sanchez (C; 2004)	510
9. Tim Hutson (1B; 1988)	503
10. Dan Leatherman (1B; 1998)	461
11. Matt Edwards (1B; 2005)	451
12. Paul O'Toole (C; 1999)	410
13. Javi Sanchez (C; 2003)	395
14. Jeff Felker (1B; 1997)	393

#### Assists (since 1982)

1. Pat Pesavento (1989)	222
2. Pat Pesavento (1988)	216
3. Craig Counsell (1992)	208
4. Craig Counsell (1991)	189
5. J.J. Brock (1998)	186
6. Matt Macri (2003)	184
7. Alec Porzel (2001)	183
8. Alec Porzel (2000)	182
Greg Lopez (2004)	182
10. Steve Sollmann (2003)	181

#### Most Chances Without Error (since '82)

1. Joe Binkiewicz (1991)	320
2. <b>Casey Martin (2008)</b>	<b>260</b>
3. Jeff Wagner (1997)	181
4. Ryan Topham (1995)	137
5. Justin Scholl (1995)	103
6. Rowan Richards (1995)	83

**Bold** – current players

Note: see p. 193 for career fielding leaders.



# Career Offense



Eric Danapilis ('93) ranks among the Notre Dame career top 10 in 13 of 20 categories for position players (most by any player) and holds the distinction of leading Notre Dame in batting average as a freshman (.429, fourth in Irish history) before pacing the Irish in home runs (13) and RBI (85) as a senior.

## Games Played

1. Steve Stanley (1999-2002).....	256
2. Alec Porzel (1998-2001).....	239
Paul O'Toole (1999-2002).....	239
4. J.J. Brock (1994-98).....	238
5. Craig Counsell (1989-92).....	236
6. Mike Coss (1988-91).....	235
Brett Lilley (2005-08).....	231
8. Greg Lopez (2003-06).....	230
9. Jeff Felker (1997-2000).....	228
10. Cody Rizzo (2003-06).....	226
11. Ross Brezovsky (2005-08).....	223
Andrew Bushey (1999-2002).....	223
13. Steve Sollmann (2001-04).....	221
Craig Cooper (2003-06).....	221
15. Cory Mee (1989-92).....	219
16. Pat Pesavento (1986-89).....	218
17. Kris Billmaier (2000-03).....	217

## Games Started

1. Steve Stanley (1999-2002).....	256
2. J.J. Brock (1994-98).....	238
3. Alec Porzel (1998-2001).....	234
4. Brett Lilley (2005-08).....	231
5. Paul O'Toole (1999-2002).....	229
6. Craig Counsell (1989-92).....	223
7. Andrew Bushey (1999-2002).....	222
8. Ross Brezovsky (2005-08).....	220
Jeff Felker (1997-2000).....	220
10. Steve Sollmann (2001-04).....	219
11. Mike Coss (1988-91).....	218
12. Greg Lopez (2003-06).....	217
13. Mike Amrhein (1994-97).....	213
14. Eric Danapilis (1990-93).....	209
15. Cody Rizzo (2003-06).....	207

## Consecutive Games Started

1. Steve Stanley ('99-'02).....	256
2. Pat Pesavento (4/5/86 – 5/28/89).....	204
3. Brant Ust (2/21/97 – 5/29/99).....	179

## At Bats

1. Steve Stanley (1999-2002).....	1,003
2. Alec Porzel (1998-2001).....	897
3. J.J. Brock (1994-98).....	860
4. Steve Sollmann (2001-04).....	840
5. Brett Lilley (2005-08).....	816
6. Paul O'Toole (1999-2002).....	809
7. Pat Pesavento (1986-89).....	806
8. Craig Counsell (1989-92).....	795
9. Jeff Felker (1997-2000).....	792
10. Ross Brezovsky (2005-08).....	788
11. Andrew Bushey (1999-2002).....	777
12. Mike Amrhein (1994-97).....	745
13. Craig Cooper (2003-06).....	734
14. Kris Billmaier (2000-03).....	731
15. Eric Danapilis (1990-93).....	729

## Batting Average (min. 2.5 AB/gm)

1. Dan Peltier (1987-89).....	.406
2. Eric Danapilis (1990-93).....	.405
3. Steve Stanley (1999-2002).....	.384
4. Scott Sollmann (1994-96).....	.372
5. Robbie Kent (1993-94).....	.368
Brant Ust (1997-99).....	.368
7. Pat Pesavento (1986-89).....	.367
8. Randall Brooks (1994-97).....	.364
9. <b>A.J. Pollock (2007-)</b> .....	<b>.362</b>
10. Mike Amrhein (1994-97).....	.361
Craig Cooper (2003-06).....	.361
12. Steve Sollmann (2001-04).....	.360
13. James Sass (1988-89).....	.357
14. Shaun Fitzmaurice (1963-64).....	.355
Brian Stavisky (2000-02).....	.355

## Hits

1. Steve Stanley (1999-2002).....	385
2. Steve Sollmann (2001-04).....	302
3. Pat Pesavento (1986-89).....	296
4. Eric Danapilis (1990-93).....	295
5. Alec Porzel (1998-2001).....	279
6. Brett Lilley (2005-08).....	274
7. J.J. Brock (1994-98).....	272
8. Mike Amrhein (1994-97).....	269
9. Craig Cooper (2003-06).....	265
10. Dan Peltier (1987-89).....	257
11. Paul O'Toole (1999-2002).....	247
12. Jeff Felker (1997-2000).....	246
13. Brant Ust (1997-99).....	243

## Slugging Percentage (min. 2 yrs, 200 ABs)

1. Brant Ust (1997-99).....	.676
2. Dan Peltier (1987-89).....	.659
3. Eric Danapilis (1990-93).....	.643
4. Jeff Wagner (1996-99).....	.634
5. Shaun Fitzmaurice (1963-64).....	.629
6. Ryan Topham (1993-95).....	.627
7. Brian Stavisky (2000-02).....	.624
8. Mike Trudeau (1983-85).....	.622
9. Mike Amrhein (1994-97).....	.600
10. Robbie Kent (1993-94).....	.577

## On-Base Percentage (min. 2 yrs, 200 ABs)

1. Eric Danapilis (1990-93).....	.494
2. Dan Peltier (1987-89).....	.484
3. Brett Lilley (2005-08).....	.479
4. Ryan Topham (1993-95).....	.470
5. Edwin Hartwell (1990-93).....	.467
6. Matt Haas (1991-94).....	.462
7. Craig Cooper (2003-06).....	.461
8. Pat Pesavento (1986-89).....	.460
9. Paul Failla (1992-94).....	.455
10. James Sass (1988-89).....	.454
11. Robbie Kent (1993-94).....	.450
12. Steve Stanley (1999-2002).....	.449

**Bold** – current players.

## Runs Batted In

1. Eric Danapilis (1990-93).....	221
2. Alec Porzel (1998-2001).....	211
3. Dan Peltier (1987-89).....	202
Mike Amrhein (1994-97).....	202
5. Matt Edwards (2002-05).....	195
6. Jeff Wagner (1996-99).....	189
7. Joe Binkiewicz (1989-92).....	176
8. J.J. Brock (1994-97).....	174
9. Brant Ust (1997-99).....	170
10. Brian Stavisky (2000-02).....	168
11. Frank Jacobs (1989-91).....	166
Craig Counsell (1989-92).....	166

## Home Runs

1. Jeff Wagner (1996-99).....	49
2. Brant Ust (1997-99).....	46
3. Frank Jacobs (1989-91).....	37
Mike Amrhein (1994-97).....	37
Alec Porzel (1998-2001).....	37
6. Ryan Topham (1993-95).....	34
Matt Edwards (2002-05).....	34
8. Joe Binkiewicz (1989-92).....	33
Brian Stavisky (2000-02).....	33
10. Paul O'Toole (1999-2002).....	31
12. Eric Danapilis (1990-93).....	29
13. Tim Hutson (1985-88).....	28
Dan Peltier (1987-89).....	28

## Triples

1. Scott Sollmann (1994-96).....	24
2. J.J. Brock (1994-98).....	16
3. Shaun Fitzmaurice (1963-64).....	14
George Restovich (1994-96).....	14
Randall Brooks (1994-97).....	14
Brian Stavisky (2000-02).....	14
7. Paul Failla (1992-94).....	13
Ryan Topham (1993-95).....	13
9. Alec Porzel (1998-2001).....	12
Steve Stanley (1999-2002).....	12
Steve Sollmann (2001-04).....	12
Matt Macri (2002-04).....	12
13. Gene Duffy (1957-59).....	11
14. Paul O'Toole (1999-2002).....	10



Mike Coss set Notre Dame records for career games played (235, now sixth) and started (218, now ninth) from 1988-91, also setting the Irish career record with 36 total sacrifices (now sixth) and ranking sixth in career fielding assists (510).



## Doubles

1. Alec Porzel (1998-2001) .....	77
2. Eric Danapilis (1990-93) .....	61
3. Dan Peltier (1987-89) .....	60
4. Jeff Felker (1997-2000) .....	59
5. Mike Amrhein (1994-97) .....	58
6. Andrew Bushey (1999-2002) .....	54
7. Craig Cooper (2003-06) .....	52
8. Brant Ust (1997-99) .....	51
Matt Edwards (2002-05) .....	51
10. Craig Counsell (1989-92) .....	50
Jeff Wagner (1996-99) .....	50
12. Paul O'Toole (1999-2002) .....	49
13. Joe Binkiewicz (1989-92) .....	48
Brian Stavisky (2000-02) .....	48
15. Steve Stanley (1999-2002) .....	47

## Runs Scored

1. Steve Stanley (1999-2002) .....	256
2. Pat Pesavento (1986-89) .....	246
3. Greg Layson (1991-94) .....	219
4. Brett Lilley (2005-08) .....	212
5. Steve Sollmann (2001-04) .....	211
6. Eric Danapilis (1990-93) .....	205
7. Craig Counsell (1989-92) .....	204
8. Mike Amrhein (1994-97) .....	195
9. Paul O'Toole (1999-2002) .....	191
Craig Cooper (2003-06) .....	191
11. Scott Sollmann (1994-96) .....	187
12. Alec Porzel (1998-2001) .....	183
13. Brant Ust (1997-99) .....	174
14. Cody Rizzo (2003-06) .....	172

## Stolen Bases

1. Steve Stanley (1999-2002) .....	116
2. Scott Sollmann (1994-96) .....	101
3. Pat Pesavento (1986-89) .....	94
4. Steve Sollmann (2001-04) .....	84
5. Greg Layson (1991-94) .....	80
6. Dan Bautch (1990-92) .....	68
7. Paul O'Toole (1999-2002) .....	54
8. Eric Danapilis (1990-93) .....	46
9. Craig Cooper (2003-06) .....	45
10. <b>A.J. Pollock (2006-)</b> .....	<b>39</b>
11. Matt Haas (1991-94) .....	38
Paul Failla (1992-94) .....	38
13. Craig Counsell (1989-92) .....	37
Randall Brooks (1994-97) .....	37
15. Cody Rizzo (2003-06) .....	36



## Stolen-Base Percentage (min. 35 SB)

1. Pat Pesavento (1987-90) .....	895 (94-119)
2. <b>A.J. Pollock (2006-)</b> .....	<b>.886 (39-44)</b>
3. Eric Danapilis (1990-93) .....	.852 (46-54)
4. Dan Bautch (1989-92) .....	.810 (68-84)
5. Greg Layson (1991-94) .....	.800 (80-100)
6. Scott Sollmann (1994-96) ....	.795 (101-127)
7. Dan Szajko (1979-82) .....	.783 (36-46)
8. Steve Stanley (1999-2002) ....	.768 (116-151)
9. Steve Sollmann (2001-04) .....	.757 (84-111)
10. Craig Counsell (1989-92) .....	.740 (37-50)
11. Paul Failla (1991-94) .....	.731 (38-52)

## Total Bases

1. Alec Porzel (1998-2001) .....	487
2. Steve Stanley (1999-2002) .....	462
3. Eric Danapilis (1990-93) .....	459
4. Mike Amrhein (1994-97) .....	447
5. Brant Ust (1997-99) .....	446
6. Jeff Wagner (1996-99) .....	440

## Bases on Balls

1. Craig Counsell (1989-92) .....	166
2. Ryan Topham (1993-95) .....	149
3. Greg Layson (1991-94) .....	148
4. Pat Pesavento (1986-89) .....	143
5. Joe Binkiewicz (1989-92) .....	132
6. Eric Danapilis (1990-93) .....	131
7. Steve Stanley (1999-2002) .....	126
8. Brett Lilley (2005-08) .....	122
9. Ed Lund (1987-90) .....	116
10. Frank Jacobs (1989-91) .....	113
11. Craig Cooper (2003-06) .....	111
12. Jeff Wagner (1996-99) .....	109
13. Cory Mee (1989-92) .....	104
Matt Haas (1991-94) .....	104
15. Steve Sollmann (2001-04) .....	103

## Hit-By-Pitch

*1. Brett Lilley (2005-08) .....	109
2. Cody Rizzo (2003-06) .....	84
3. Alex Nettey (2003-06) .....	42
4. Craig DeSensi (1992-95) .....	38
5. Dan Bautch (1990-92) .....	36
Greg Layson (1991-94) .....	36
7. Greg Lopez (2003-06) .....	34
8. Ed Lund (1988-90) .....	32
Eric Danapilis (1990-93) .....	32
10. Craig Cooper (2003-06) .....	30
11. Paul O'Toole (1999-2002) .....	28
12. Javi Sanchez (2001-04) .....	27
13. Mike Amrhein (1994-97) .....	24

## Sacrifice Bunts

1. Cory Mee (1989-92) .....	49
2. Greg Lopez (2003-06) .....	32
Danny Dressman (2004-07) .....	32
4. Brett Lilley (2005-08) .....	30
5. Mike Moshier (1986-89) .....	30
Mike Coss (1988-91) .....	30
Steve Stanley (1999-2002) .....	30
8. Dan Bautch (1989-92) .....	26
Craig Counsell (1989-92) .....	26
10. Joe Thaman (2001-04) .....	23
11. Todd Frye (1995-98) .....	21
12. Ed Lund (1987-90) .....	20
Steve Sollmann (2001-04) .....	20

## Total Sacrifices (SH+SF)

1. Cory Mee (1989-92) .....	57 (49/8)
2. Greg Lopez (2003-06) .....	48 (16/32)

First baseman Joe Binkiewicz ('89-'92) still holds the Notre Dame career record for putouts (1,583) and remains among the Irish all-time leaders for home runs (7th with 33), RBI (6th with 176), doubles (13th with 48) and walks (5th with 132).



Jeff Wagner compiled one of the top power-hitting careers in Irish history, currently ranking first in career home runs (49), sixth in RBI (189) and 10th in doubles (50). His 17 home runs in 1997 rank fifth on the Irish single-season list and he hit two home runs in games at Eck Stadium five times in his career (all other Irish players have combined for only 10 multi-HR games at Eck).

3. Steve Stanley (1999-2002) .....	45
4. Danny Dressman (2004-07) .....	41
5. Brett Lilley (2005-08) .....	38 (30/8)
Craig Counsell (1990-92) .....	38
7. Mike Coss (1988-91) .....	36
8. Ross Brezovsky (2005-08) .....	35 (20/15)
Eric Danapilis (1990-93) .....	35
10. Kris Billmaier (2000-03) .....	31
11. Andrew Bushey (1999-2002) .....	30
12. Dan Bautch (1990-92) .....	27
J.J. Brock (1994-98) .....	27
Paul O'Toole (1999-2002) .....	27

\*NCAA Record

**Bold** – current players

## Fielding Leaders

### Fielding Putouts

1. Joe Binkiewicz (1B; 1989-92) .....	1,583
2. Jeff Felker (1B/RF; 1997-2000) .....	1,411
3. Joe Thaman (1B/LHP; 2001-04) .....	1,387
4. Paul O'Toole (C/3B; 1999-2002) .....	1,347
5. Matt Edwards (3B/1B; 2002-05) .....	1,228
6. Tim Hutson (1B; 1986-88) .....	1,147
7. Bob Lisanti (C; 1992-96) .....	1,029
8. Sean Gaston (C; 2004-08) .....	969
9. Ed Lund (C; 1988-90) .....	848
10. Craig Cooper (OF/1B; 2003-06) .....	840
11. George Restovich (C/1B; 1994-96) .....	772
12. Javi Sanchez (IF/C; 2001-04) .....	751
13. Frank Jacobs (1B/OF; 1989-91) .....	662
14. Jeff Wagner (C/1B; 1996-99) .....	612
15. Steve Stanley (CF; 1999-2002) .....	562

### Fielding Assists

1. Steve Sollmann (2001-04) .....	629
2. J.J. Brock (1994-98) .....	619
3. Pat Pesavento (1986-89) .....	617
4. Greg Lopez (2003-06) .....	584
5. <b>Brett Lilley (2005- )</b> .....	<b>571</b>
6. Alec Porzel (1998-2001) .....	562
7. Mike Coss (1988-91) .....	510
8. Craig Counsell (1989-92) .....	493
9. Andrew Bushey (1999-2002) .....	447
10. Cory Mee (1989-92) .....	445



# Career Pitching



Tom Price ranks among the top seven in several Notre Dame career pitching categories, including first in starts (56), second in innings pitched (390) and victories (40-10, the sixth-best win pct.), third in complete games (24) and strikeouts (276), and ninth in ERA (2.82). Price's Irish records for wins and innings were broken in 2001 by four-year All-American Aaron Heilman (43-7, 393.2 IP).

## Appearances

1. J.P. Gagne (2000-03) .....	94
2. Chris Michalak (1990-93) .....	92
3. Aaron Heilman (1998-2001) .....	83
4. Mike Coffey (1987-90) .....	73
5. Mike Dury (2004-07) .....	72
6. Tom Price (1991-94) .....	71
7. Alan Walania (1990-93) .....	70
8. Kyle Weiland (2006-08) .....	69
David Sinnes (1990-93) .....	69
Jess Stewart (2004-07) .....	69
11. Tony Livorsi (1988-91) .....	68
Ryan Doherty (2003-05) .....	68
13. Brian Piotrowicz (1987-90) .....	67
John Corbin (1997-2000) .....	67

## Games Started

1. Tom Price (1991-94) .....	56
2. Darin Schmalz (1994-97) .....	53
Tom Thornton (2003-06) .....	53
4. Brian Piotrowicz (1987-90) .....	52
5. Chris Niesel (2002-04) .....	47
6. Wade Korpi (2005-08) .....	44
Pat Leahy (1990-92) .....	44
Alex Shilliday (1996-99) .....	44
Aaron Heilman (1998-2001) .....	44
10. Chris Michalak (1990-93) .....	43
11. Alan Walania (1990-93) .....	41

## Innings Pitched

1. Aaron Heilman (1998-2001).....	393.2
2. Tom Price (1991-94) .....	390.0
3. Chris Michalak (1990-93) .....	372.2
4. Brian Piotrowicz (1987-90) .....	337.2
5. Tom Thornton (2003-06) .....	332.2
6. Alan Walania (1990-93) .....	324.0
7. Darin Schmalz (1994-97) .....	298.2
8. J.P. Gagne (2000-03).....	298.0
9. David Sinnes (1990-93) .....	297.1
10. Alex Shilliday (1996-99).....	290.0

## Earned-Run Average (min. 60 IP)

1. Mike Dury (2004-07) .....	2.20
2. Nick Palihnich (1959-61) .....	2.36
3. Jack Mitchell (1959-61) .....	2.49
Aaron Heilman (1998-2001) .....	2.49
5. Larry Mohs (1994-97) .....	2.52
6. Brandon Vioria (2000-03) .....	2.58
7. Phil Donnelly (1961-63) .....	2.65
8. Brian Piotrowicz (1987-90) .....	2.72
9. Tom Price (1991-94) .....	2.82
10. Ryan Doherty (2003-05) .....	2.84
11. Mickey Karkut (1968-70).....	2.89
Grant Johnson (2002-04) .....	2.89
13. David Sinnes (1990-93) .....	2.91
14. Tom Cuggino (1966-68) .....	2.93

## Victories

1. Aaron Heilman (1998-2001) .....	43-7
2. Tom Price (1991-94) .....	40-10
3. Chris Michalak (1990-93) .....	34-13
4. Dave Sinnes (1990-93).....	32-8
5. Alan Walania (1990-93) .....	30-12
Darin Schmalz (1994-97).....	30-13
7. Tom Thornton (2003-06) .....	27-12
Brian Piotrowicz (1987-90) .....	27-17
9. Pat Leahy (1990-92) .....	25-7
J.P. Gagne (2000-03) .....	25-16
Alex Shilliday (1996-99) .....	25-17
12. Herb Kelly (1912-14) .....	22-2
13. Chris Niesel (2002-04) .....	21-4
Jeff Samardzija (2004-06).....	21-6

## Consecutive Winning Decisions

1. Ed Walsh (1926-28) .....	17 (4/5/8)
2. Frank Scanlan (1907-09) .....	16 (2/10/4)
3. Aaron Heilman (2001) .....	15
4. Herb Kelly (1912-14) .....	14 (8/5/1)

## Winning Pct. (min. 16 decisions)

1. Herb Kelly (1912-14) .....	.917 (22-2)
2. Frank Scanlan (1907-09).....	.864 (19-3)
3. Aaron Heilman (1998-2001).....	.860 (43-7)
4. Hugh Mageveney (1922-24).....	.857 (18-3)
5. Chris Niesel (2002-04) .....	.840 (21-4)
6. Bill Heyl (1909-11) .....	.818 (18-4)
7. Tom Price (1991-94) .....	.800 (40-10)
David Sinnes (1990-93) .....	.800 (32-8)
9. Scott Cavey (1997-2000) .....	.790 (15-4)
10. Pat Leahy (1990-92) .....	.781 (25-7)

## Shutouts

1. Jean Dubuc (1907-08) .....	7
Frank Scanlan (1907-09).....	7
Chris Michalak (1991-93).....	7
4. Herb Kelly (1912-14) .....	6
Aaron Heilman (1998-2001).....	6

## Complete Games

1. Norwood Gibson (1896-1900) .....	28
2. Aaron Heilman (1998-2001) .....	26
3. Tom Price (1991-94) .....	24
4. Frank Scanlan (1907-09).....	22
5. Bob Stratta (1973-76) .....	21
6. Bill Heyl (1909-11).....	20
Don Wolfe (1975, '77-'78) .....	20
Chris Michalak (1990-93) .....	20
9. Jim Sholl (1974-77) .....	18
10. Rufus Waldorf (1905-07) .....	17
Darin Schmalz (1994-97) .....	17

## Fewest Hits Allowed Per 9 IP (min. 60 IP)

1. Ryan Doherty (2003-05) .....	6.22 (68/98.1)
2. Dan McGinn (1964-65) .....	6.27 (52/74.2)
3. Ed Lupton (1963-65) .....	6.29 (113/161.2)
4. Larry Mohs (1994-'95, '97).....	6.50 (85/117.2)
5. David Sinnes (1990-93) ....	6.69 (221/297.1)
6. Aaron Heilman (1998-2001) .....	6.74 (295/393.2)
7. Rick Rusteck (1961-63) .....	6.81 (83/109.2)

## Saves

1. Kyle Weiland (2006-08) .....	25
2. John Corbin (1997-2000) .....	20
Ryan Doherty (2003-05) .....	20
4. J.P. Gagne (2000-03) .....	19
5. Mike Coffey (1988-90) .....	12
Chris Michalak (1990-93) .....	12
Aaron Heilman (1998-2001) .....	12
8. Larry Mohs (1994-97) .....	10
9. Rich Saugert (1994-96) .....	9
10. Alan Walania (1990-93) .....	8

## Strikeouts

1. Aaron Heilman (1998-2001) .....	425
2. David Sinnes (1990-93).....	315
3. Tom Price (1991-94).....	276
4. Alex Shilliday (1996-99) .....	265
5. Chris Michalak (1990-93) .....	263
6. Alan Walania (1990-93) .....	236
7. Chris Niesel (2002-04) .....	233
8. Wade Korpi (2005-08) .....	227
9. Tim Kalita (1997-99) .....	214
10. Tom Bujnowski (1952, '56-'57) .....	206
11. J.P. Gagne (2000-03) .....	205
12. Tom Thornton (2003-06) .....	204
13. Brian Piotrowicz (1987-90) .....	201
14. David Phelps (2006-08) .....	200
15. Pat Leahy (1990-92) .....	192
Darin Schmalz (1994-97) .....	192

## Strikeouts Per 9 IP (min. 60 IP)

1. Dan McGinn (1964-65) ....	12.66 (105/74.2)
2. Ryan Doherty (2003-05) ..	12.17 (134/98.1)
3. Rick Rusteck (1961-63) ..	10.75 (131/109.2)
4. Jeff Manship (2004-06).....	10.11 (131/116.2)
5. Brad Lidge (1996-98) .....	9.93 (143/129.2)
6. Aaron Heilman (1998-2001) .....	9.72 (425/393.2)
7. David Sinnes (1990-93) ....	9.54 (315/297.1)
8. Rob Hughes (1975-77) .....	9.29 (75/72.2)
9. Nick Furlong (1968-69) .....	9.16 (98/96.1)
10. Dave Celmer (1966-68) ....	9.03 (114/113.2)
11. Tim Kalita (1997-99).....	9.00 (214/214)
12. John Corbin (1997-2000) ..	8.82 (112/114.1)

## Fewest Walks Per 9 IP (min. 60 IP)

1. Brandon Vioria (2000-03) ....	1.61 (15/83.2)
2. Alan Walania (1990-93) .....	1.64 (59/324)
3. Tom Thornton (2003-06) ....	1.73 (64/332.2)
4. Tom Price (1991-94) .....	1.86 (78/377.1)
5. James Cross (1983, '85-'86) ..	1.88 (27/129.1)
Chris Niesel (2002-04) .....	1.88 (57/272.2)
7. Nick Palihnich (1958-60) ....	1.94 (32/148.2)
Darrin Schmalz (1994-97) ..	2.05 (68/298.2)
9. Mike Naumann ('98-'01) ....	2.23 (31/124.2)
10. Scott Cavey (1997-2000) .....	2.24 (41/165)
11. Jim Gibbons (1952-53) .....	2.33 (27/104.1)
12. Eric Maust (2007-) .....	2.37 (30/114.0)
13. A.J. Jones (1993-94) .....	2.46 (19/69.2)
14. Danny Tamayo ('98, '00-'01)....	2.48 (44/160)

## Strikeout-to-Walk Ratio (min. 60 IP)

1. Chris Niesel (2002-04 ).....	4.09 (233/57)
2. Alan Walania (1990-93) .....	4.00 (236/59)
3. Aaron Heilman (1998-2001) ..	3.66 (425/116)
4. Ryan Doherty (2003-05) .....	3.62 (134/37)
5. Nick Palihnich (1958-60) .....	3.59 (115/32)
6. Tom Price (1991-94) .....	3.54 (276/78)





# Bests Since 1995

## Career Batting Average

1. Steve Stanley (1999-2002).....	384
2. Scott Sollmann (1994-96).....	372
3. Brant Ust (1997-99).....	368
4. Randall Brooks (1994-97).....	364
5. <b>A.J. Pollock (2006-)</b> .....	<b>362</b>
6. Craig Cooper (2003-06).....	361
7. Steve Sollmann (2001-04).....	360

## Season Batting Average

1. Steve Stanley (2002).....	439
2. Craig Cooper (2006).....	425
3. Scott Sollmann (1995).....	406
4. Steve Stanley (2001).....	400
5. Randall Brooks (1996).....	396
6. M. Amrhein (1997); B. Stavisky (2001).....	394

## Career Hits

1. Steve Stanley (1999-2002).....	385
2. Steve Sollmann (2001-04).....	302
3. Alec Porzel (1998-2001).....	279
4. Brett Lilley (2005-08).....	274
5. J.J. Brock (1994-98).....	272
6. Mike Amrhein (1994-97).....	269

## Season Hits

1. Steve Stanley (2002).....	119
2. Steve Stanley (2002).....	102
3. Steve Sollmann (2003).....	98
4. Craig Cooper (2006).....	97
5. Scott Sollmann (1995).....	93
6. Mike Amrhein (1997).....	91

## Career Home Runs

1. Jeff Wagner (1996-99).....	49
2. Brant Ust (1997-99).....	46
3. Mike Amrhein (1994-97).....	37
Alec Porzel (1998-2001).....	37
5. Ryan Topham (1993-95).....	34
Matt Edwards (2002-05).....	34

## Season Home Runs

1. Ryan Topham (1995); Brant Ust (1998).....	18
3. Jeff Wagner (1997); Brant Ust (1999).....	17
5. Mike Amrhein (1997).....	14
Brian Stavisky (2000).....	14
Matt Macri (2004); Matt Edwards (2005).....	14

## Career Runs Batted In

1. Alec Porzel (1998-2001).....	211
2. Mike Amrhein (1994-97).....	202
3. Matt Edwards (2002-05).....	195
4. Jeff Wagner (1996-99).....	189
5. J.J. Brock (1994-97).....	174

## Season Runs Batted In

1. Ryan Topham (1995).....	79
2. Mike Amrhein (1997).....	71
3. Mike Amrhein (1995), Jeff Wagner (1997); Matt Edwards (2003).....	69

## Career Stolen Bases

1. Steve Stanley (1999-2002).....	116
2. Scott Sollmann (1994-96).....	101
3. Steve Sollmann (2001-04).....	84
4. Paul O'Toole (1999-2002).....	54
5. Craig Cooper (2003-06).....	45
6. <b>A.J. Pollock (2006-)</b> .....	<b>39</b>
7. Randall Brooks (1994-97).....	37

## Season Stolen Bases

1. Scott Sollmann (1996).....	52
2. Steve Sollmann (2003).....	38
3. Steve Stanley (2002).....	32
4. Steve Stanley (2001).....	31

## Career On-Base Percentage

1. Scott Sollmann (1994-96).....	522
2. Brett Lilley (2005-08).....	479
3. Ryan Topham (1993-95).....	470
4. Craig Cooper (2003-06).....	461
5. Steve Stanley (1999-2002).....	449

## Career Slugging Percentage

1. Brant Ust (1997-99).....	676
2. Jeff Wagner (1996-99).....	634
3. Ryan Topham (1993-95).....	627
4. Brian Stavisky (2000-02).....	624
5. Mike Amrhein (1994-97).....	600

## Season Slugging Percentage

1. Ryan Topham (1995).....	733
2. Brant Ust (1998).....	724
3. Jeff Wagner (*99).....	720
4. Jeff Wagner (*97).....	712

## Career Triples

1. Scott Sollmann (1994-96).....	24
2. J.J. Brock (1994-98).....	16
3. George Restovich (1994-96).....	14
Randall Brooks (1994-97).....	14
Brian Stavisky (2000-02).....	14

## Season Triples

1. Scott Sollmann (1995).....	11
2. George Restovich (1996).....	9

## Career Doubles

1. Alec Porzel (1998-2001).....	77
2. Jeff Felker (1997-2000).....	59
3. Mike Amrhein (1994-97).....	58
4. Andrew Bushey (1999-2002).....	54
5. Craig Cooper (2003-06).....	52
6. Brant Ust (1997-99).....	51
Matt Edwards (2002-05).....	51

## Season Doubles

1. Alec Porzel (2001).....	28
2. Alec Porzel (2000).....	24
3. Jeff Wagner (1997).....	21
Jeff Felker (2000).....	21
Matt Edwards (2005).....	21

## Career Runs Scored

1. Steve Stanley (1999-2002).....	256
2. Brett Lilley (2005-08).....	212
3. Steve Sollmann (2001-04 ).....	211
4. Mike Amrhein (1994-97).....	195
5. Paul O'Toole (1999-2002).....	191
Craig Cooper (2003-06).....	191
7. Scott Sollmann (1994-96).....	187

## Season Runs Scored

1. Craig Cooper (2006).....	79
2. Steve Stanley (2002 and 2001).....	76
Craig DeSensi (1995).....	76
Matt Macri (2004).....	76
6. Scott Sollmann (1995).....	73

## Season Hardest to Strike Out (AB/K)

1. Steve Stanley (2002).....	24.64 (271/11)
2. <b>A.J. Pollo (2008).....</b>	<b>21.60 (210/10)</b>
3. Andrew Bushey (2001).....	17.58 (211/12)

## Career Earned-Run Average (min. 60 IP)

1. Aaron Heilman (1998-2001).....	2.49
2. Larry Mohs (1994-97).....	2.52
3. Brandon Vilorio (2000-03).....	2.58

## Season Earned-Run Average (min. 40 IP)

1. Aaron Heilman (1998).....	1.61
2. Aaron Heilman (2001).....	1.74
3. Tom Thornton (2003).....	1.81
4. Grant Johnson (2004).....	1.87
5. David Phelps (2007).....	1.88
6. Peter Ogilvie (2001).....	1.90
7. Wade Korpi (2006).....	2.00

## Career Victories (W-L)

1. Aaron Heilman (1998-2001).....	43-7
2. Darin Schmalz (1994-97).....	30-13
3. Tom Thornton (2003-06).....	27-12
4. J.P. Gagne (2000-03).....	25-16
Alex Shilliday (1996-99).....	25-17

## Career Winning Pct. (min. 18 decisions)

1. Aaron Heilman (1998-2001).....	.860 (43-7)
2. Scott Cavey (1997-2000).....	.790 (15-4)

## Season Victories (W-L)

1. Aaron Heilman (2001).....	15-0
2. Aaron Heilman (1999).....	11-2
3. Aaron Heilman (2000).....	10-2
4. Chris Niesel (2003).....	9-1
Tom Thornton (2004).....	9-2
Jeff Manship (2006).....	9-2
John Axford (2003).....	9-3

## Career Games Started

1. Darin Schmalz (1994-97).....	53
Tom Thornton (2003-06).....	53
3. Chris Niesel (2002-04).....	47
4. Wade Korpi (2005-08).....	44
A. Shilliday (*96-'99), A. Heilman (*98-'01).....	44

## Team Offense Bests (1995 – 2007)

### Team Runs Scored

25-1.....	at Georgetown (2008)
25-1.....	vs. South Alabama, NCAAAs (2002)
23-1.....	vs. Detroit (2002)
21-10.....	vs. Washington (1995)
21-1.....	vs. Pittsburgh (2005)

### Scoring Margin

24 (25-1).....	at Georgetown (2008)
24 (25-1).....	vs. South Alabama NCAAAs (2002)
22 (23-1).....	vs. Detroit (2002)
20 (21-1).....	vs. Pittsburgh (2005)
16 (16-0).....	vs. Valparaiso (2002)
15 (18-3).....	vs. Florida A&M (2005)
15 (16-1).....	vs. Duquesne (1995)
15 (18-3).....	at St. John's (2003)
14 (15-1).....	vs. Seton Hall (1995)
14 (14-0).....	vs. Georgetown (1997)
14 (16-2).....	vs. Iowa (2006)

## Career Strikeouts

1. Aaron Heilman (1998-2001).....	425
2. Alex Shilliday (1996-99).....	265
3. Wade Korpi (2005-08).....	227
Christ Niesel (2002-04).....	227
5. Tim Kalita (1997-99).....	214
6. J.P. Gagne (2000-03).....	205
7. Tom Thornton (2003-06).....	204
8. David Phelps (2006-08).....	200
9. Darin Schmalz (1994-97).....	192

## Season Strikeouts

1. Aaron Heilman (1999 and 2000).....	118
3. Aaron Heilman (2001).....	111
Jeff Manship (2006).....	111
5. Danny Tamayo (2001).....	106
6. David Phelps (2007).....	102
7. Tim Kalita (1999).....	97
8. Alex Shilliday (1998).....	93
Brad Lidge (1998).....	93

## Career Saves

1. Kyle Weiland (2006-08).....	25
2. John Corbin (*97-'00); Ryan Doherty (*03-'05).....	20
3. J.P. Gagne (2000-03).....	19
4. Aaron Heilman (1998-2001).....	12
5. Larry Mohs (1994-97).....	10

## Season Saves (since 1976)

1. Kyle Weiland (2006).....	16
2. J.P. Gagne (2003).....	13
3. Ryan Doherty (2004).....	12
4. John Corbin (2000).....	11
5. Aaron Heilman (1998); John Corbin (1999).....	9

## Career Innings Pitched

1. Aaron Heilman (1998-2001).....	393.2
2. Tom Thornton (2003-06).....	332.2
3. Darin Schmalz (1994-97).....	298.2
4. J.P. Gagne (2000-03).....	298.0
5. Alex Shilliday (1996-99).....	290.0

## Season Innings Pitched

1. Aaron Heilman (2001).....	114.0
2. Danny Tamayo (2001).....	112.2
3. David Phelps (2007).....	110.1
4. Aaron Heilman (1999).....	109.0
5. Aaron Heilman (2000).....	103.2
6. Chris Niesel (2004).....	102.0
7. Grant Johnson (2002).....	101.1


## Career Appearances

1. J.P. Gagne (2000-03).....	94
2. Aaron Heilman (1998-2001).....	83
3. Kyle Weiland (2006-08).....	69
4. Ryan Doherty (2003-05).....	68
5. John Corbin (1997-2000).....	67

## Season Appearances

1. Aaron Heilman (1998).....	31
2. John Corbin (2000); J.P. Gagne (2003).....	30
Ryan Doherty (2004), Kyle Weiland (*06).....	30
5. Joe Thaman (2004).....	29

# Offensive Game Records



Randall Brooks had two five-hit games at Eck Stadium in a 10-day span of the 1997 season, spraying five hits versus both Central Michigan (March 27) and Boston College (April 6).



Catcher Bob Roemer had a career day in an 11-3 win over Xavier on April 15, 1973, when he set Notre Dame records for RBI (7) and triples (3).

## Runs Scored

1. Bobby Lynch	6	vs. Indiana	May 25, 1900	34-7 win
Steve Sollmann	6	vs. South Alabama (NCAAs)	June 1, 2002	25-1 win
3. <b>Greg Sherry</b>	<b>5</b>	<b>at Georgetown</b>	<b>March 20, 2008</b>	<b>25-1 win</b>
<b>A.J. Pollock</b>	<b>5</b>	<b>vs. Wisconsin-Milwaukee</b>	<b>March 26, 2008</b>	<b>14-3 win</b>
Fred Morgan	5	vs. Indiana	May 25, 1900	34-7 win
John Farley	5	vs. Upper Iowa	April 26, 1901	23-6 win
John Walsh	5	vs. Purdue	May 3, 1901	25-14 win
Pat Pesavento	5	vs. Penn. (@Orlando, FL)	March 10, 1989	15-8 win
Brant Ust	5	at Seton Hall	April 25, 1998	11-3 win
Matt Macri	5	vs. Minnesota (at FAU)	Feb. 29, 2004	19-7 win
Brett Lilley	5	vs. Western Michigan	March 21, 2007	17-9 win

## Bold – current players

## Hits

1. Alec Porzel	6-for-6	vs. Pittsburgh	May 7, 2001	22-18 loss (10)
Steve Sollmann	6-for-7	vs. South Alabama (NCAAs)	June 1, 2002	25-1 win
3. Fred "Cy" Williams	5	opponent and date unknown		
Charles Fleming	5	vs. Indiana	May 25, 1900	34-7 win
Ed Reulbach	5	vs. Hillsdale	April 23, 1903	24-0 win
Anton Stephan	5	vs. Hillsdale	April 23, 1903	24-0 win
Roy Gage	5	vs. Hillsdale	April 23, 1903	24-0 win
John Brogan	5	vs. Rose Poly	May 7, 1906	14-6 win
Clarence Sheehan	5	at DePauw	May 15, 1906	17-2 win
Red Smith	5	at Fort Benning	April 15, 1927	9-5 win
Tom Sheehan	5	vs. Indiana	April 16, 1943	9-4 win
John Creevey	5	at Michigan State	April 27, 1943	12-2 win
Tom Sheehan	5	vs. Purdue	June 17, 1944	15-0 win
Tim Prister	5	at Oklahoma City	March 16, 1982	19-7 win
Tom Shields	5	vs. Northwestern, gm 2	May 4, 1986	22-5 win
James Sass	5	vs. Detroit	April 16, 1988	
Dan Peltier	5-for-7	vs. Detroit	May 18, 1989	16-15 loss
Joe Binkiewicz	5-for-5	vs. Dayton	May 20, 1989	20-4 win
Scott Sollmann	5-for-6	at Purdue	May 10, 1994	12-5 win
Mike Amrhein	5-for-5	vs. Pepperdine, @CS Fullerton	Feb. 26, 1995	14-5 win
Allen Greene	5-for-6	vs. IUPUI	March 20, 1997	8-7 win
Randall Brooks	5-for-6	vs. Central Michigan	March 27, 1997	8-0 win
Randall Brooks	5-for-6	vs. Boston College, gm 2	April 6, 1997	16-3 win
Dan Leatherman	5-for-5	vs. Toledo	April 23, 1998	15-4 win
Brant Ust	5-for-5	at Seton Hall	April 25, 1998	11-3 win
Steve Stanley	5-for-5	vs. Wis.-Milwaukee (NCAAs)	May 25, 2001	12-4 win
Brian Stavisky	5-for-5	vs. Detroit	May 15, 2002	23-1 win
Paul O'Toole	5-for-5	vs. South Alabama (NCAAs)	June 1, 2002	25-1 win
Sean Gaston	5-for-6	vs. Minnesota (at FAU)	Feb. 29, 2004	19-7 win
Matt Macri	5-for-6	vs. Virginia Tech	May 22, 2004	11-10 loss
Brett Lilley	5-for-5	vs. Cincinnati	March 22, 2005	10-4 win
Craig Cooper	5-for-5	at Connecticut	April 29, 2006	7-3 win
<b>A.J. Pollock</b>	<b>5-for-6</b>	<b>vs. Western Michigan</b>	<b>March 21, 2007</b>	<b>17-9 win</b>

## RBI

1. Bob Roemer	7	vs. Xavier	April 15, 1973	11-3 win
Tim Hutson	7	vs. Wake Forest	Feb. 27, 1988	17-10 loss
Joe Binkiewicz	7	vs. Evansville	April 6, 1991	12-6 win
Edwin Hartwell	7	vs. Illinois-Chicago	May 11, 1993	19-6 win
Ryan Topham	7	vs. Illinois	April 11, 1995	15-4 win
Andrew Bushey	7	vs. Detroit	May 15, 2002	23-1 win
Steve Sollmann	7	vs. South Alabama (NCAAs)	June 1, 2002	25-1 win

## Triples

1. Bob Roemer	3	vs. Xavier	April 15, 1973	11-3 win
---------------	---	------------	----------------	----------

## Home Runs

1. "Jerry" Sheehan	3	vs. Hillsdale	April 23, 1906	17-0 win
Jake Kline	3	vs. Michigan	June 3, 1916	6-4 loss
Andy Pilney	3	vs. Chicago	May 22, 1934	19-6 win
Jim Morris	3	vs. Naval Air Station	1957	
Joe Binkiewicz	3	at Evansville	April 6, 1991	12-6 win
Joe Binkiewicz	3	at Michigan	April 18, 1991	11-6 win
Brant Ust	3	at Seton Hall	April 25, 1998	11-3 win
Matt Edwards	3	vs. Western Michigan	March 29, 2005	9-5 win

## Team Runs

34-7	vs. Indiana (1900)
28-4	vs. Albion (1911)
28-7	vs. Northwestern (1962)
26-4	vs. Northwestern (1922)
26-10	vs. Western Michigan (1945)
25-1	at Georgetown (2008)
25-14	vs. Purdue (1901)
25-9	vs. Indiana State (1993)
25-1	vs. South Alabama, NCAAs (2002)
24-0	vs. Hillsdale (1903)
24-1	vs. Earl (1913)
23-6	vs. Upper Iowa (1901)
23-2	vs. Colorado State (1957)
23-1	vs. Detroit (2002)

## Scoring Margin

27 (34-7)	vs. Indiana (1900)
24 (25-1)	at Georgetown (2008)
24 (24-0)	vs. Hillsdale (1903)
24 (28-4)	vs. Albion (1911)
24 (25-1)	vs. South Alabama, NCAAs (2002)
23 (24-1)	vs. Earl (1913)
22 (26-4)	vs. Northwestern (1922)
22 (23-1)	vs. Detroit (2002)
21 (22-1)	vs. Kalamazoo (1909)
21 (23-2)	vs. Colorado State (1957)
21 (28-7)	vs. Northwestern (1962)
20 (22-2)	vs. Minnesota (1920)
20 (21-1)	vs. Chicago (1943)
20 (22-2)	vs. Northwestern (1958)
20 (22-2)	vs. Pittsburgh (2005)

## Combined Runs

41 (34-7)	vs. Indiana (1900)
40 (18-22)	vs. Pittsburgh (2000)
39 (25-14)	vs. Purdue (1901)
38 (10-28)	vs. Western Michigan (1988)
36 (26-10)	vs. Western Michigan (1945)
35 (28-7)	vs. Northwestern (1982)
35 (19-16)	vs. Dallas (1999)
34 (25-9)	vs. Indiana State (1993)
34 (16-18)	vs. Chicago (1950)
33 (16-17)	vs. Georgia (1966)
32 (28-4)	vs. Albion (1911)
31 (22-9)	vs. Dayton (1989)
31 (21-10)	vs. Washington (1995)
31 (9-22)	vs. Ohio State (1941)
31 (20-11)	vs. Michigan State (1986)
31 (15-16)	vs. Detroit (1989)
31 (12-19)	vs. Connecticut (2001)



# Pitching Game Records



Darin Schmalz fired 12 strikeouts against Georgetown on April 20, 1996, the highest Irish single-game strikeout total since Bob Bartlett posted 13 against Bethel in 1980. Brad Lidge matched Schmalz with 12 Ks in a road win over Pittsburgh on April 18, 1998, before Aaron Heilman racked up 12 versus Georgia and 18 at West Virginia in 2000, plus 12 versus Rutgers at the 2001 BIG EAST Tournament. Schmalz, Lidge and Heilman are three of just six Notre Dame pitchers who are known to have posted 12-plus Ks in a game away from home.



Future big-league closer Brad Lidge fittingly posted a career-high 12 strikeouts in a Major League ballpark, during a 1998 win over the University of Pittsburgh at Three Rivers Stadium.

## Strikeouts

			<b>Bold</b> – current players
Frank Carpin	19	vs. Indiana	April 16, 1958 ..... 10.0 IP (12-10)
Frank Symeon	18	at Purdue	April 29, 1958 ..... 9.0 IP
Aaron Heilman	18	at West Virginia	April 15, 2000 ..... 10.0 IP (3-1)
Ed Reulbach	16	vs. Indiana	May 25, 1904 ..... 2-1
Ed Reulbach	16	vs. Beloit	June 7, 1904 ..... 0-1
Jean Dubuc	16	vs. Minnesota	May 30, 1905 ..... 1-2
George Murphy	16	vs. St. Viators	May 20, 1917 ..... 9 IP, no-hit (9-0)
Mike Mandjiak	16	vs. Chicago	April 30, 1938 ..... 5-0
Bob Hughes	16	vs. Bethel	April 5, 1977
Bill Perce	15	vs. Kalamazoo	April 21, 1906 ..... 18-0
Dick Falvey	15	at St. Mary's, KY	March 31, 1923 ..... 4-1
Ed Walsh	15	vs. Western State	April 21, 1926 ..... 5-4
Ron Mottl	15	at Ohio State	April 16, 1955
Billy Ryan	14	vs. Winona	April 15, 1908 ..... 19-0
Richard Bunker	14	vs. Purdue	May 17, 1955 ..... 7-4
Bob Bartlett	13	at Bethel	April 29, 1980
Don Wolfe	12	vs. Butler	April 20, 1975
Darin Schmalz	12	at Georgetown	April 20, 1996 ..... 9.0 IP (7-3)
Brad Lidge	12	vs. Pittsburgh (Three Rivers Stadium)	April 18, 1998 ..... 7.0 IP
Aaron Heilman	12	vs. Georgia (Metrodome; Minn., MN)	March 5, 2000 ..... 8.0 IP (6-4)
Aaron Heilman	12	vs. Rutgers (Bridgewater, NJ; BET)	May 18, 2001 ..... 9.0 IP (6-2)
John Axford	12	vs. Western Michigan	April 9, 2003 ..... 7.0 IP (7-1)
Chris Niesel	12	vs. Ball State (relief)	March 23, 2004 ..... 8.1 IP (7-6/15)
Tom Thornton	12	vs. Kent State (NCAAs)	June 5, 2004 ..... 8.1 IP (7-1)
Jim Sholl	11	vs. Christian Brothers	March 14, 1977 ..... 7.0 IP (4-0)
David Sinnes	11	vs. Detroit	May 20, 1993 ..... 7.0 IP (14-8)
Christian Parker	11	at Georgetown	April 21, 1996 ..... 7.0 IP (7-0)
Aaron Heilman	11	vs. Creighton (San Antonio, TX)	March 11, 1999 ..... 9.0 IP (5-4)
Aaron Heilman	11	vs. Iowa (Jacksonville, FL)	March 16, 2000 ..... 9.0 IP (3-2)
Wade Korpi	11	vs. Western Michigan	March 29, 2006 ..... 9.0 IP (2-0)
Wade Korpi	11	vs. Purdue	April 24, 2006 ..... 7.0 IP (2-1)
Wade Korpi	11	vs. South Florida (Clearwater, FL; BET)	May 23, 2006 ..... 6.0 IP (3-1)
David Phelps	11	vs. Seton Hall	May 4, 2007 ..... 9.0 IP (3-1)
David Phelps	11	at Louisville	May 12, 2007 ..... 7.2 IP (1-3)
Chris Niesel	11	at Villanova	March 23, 2003 ..... 7.1 IP (2-3)
David Phelps	10	vs. Mount St. Mary's	March 1, 2008 ..... 7.0 IP (5-0)
David Phelps	10	at West Virginia	April 18, 2008 ..... 7.0 IP (8-4)
Wade Korpi	10	at USF	May 16, 2008 ..... 6.2 IP (2-3)
Richard Bunker	10	at Indiana	May 4, 1955 ..... 4-5
Nick Pahlmich	10	vs. Glenview Naval	May 23, 1959 ..... 8-1
Jim Sholl	10	vs. Valparaiso	April 15, 1975 ..... 6.2 IP (3-5)
Mike Bobinski	10	vs. Bethel	April 5, 1977
Brian Piotrowicz	10	vs. Chicago Sate	March 29, 1989 ..... 8.0 IP (7-1)
David Sinnes	10	at Xavier	April 16, 1990 ..... 9.0 IP (2-0)
Alan Walania	10	at Xavier	April 25, 1992 ..... 9.0 IP (5-3)
David Sinnes	10	vs. LaSalle	April 9, 1993 ..... 8.0 IP (4-3)
Alan Walania	10	vs. Valparaiso	April 27, 1993 ..... 7.0 IP
Tom Price	10	vs. Illinois-Chicago	April 12, 1994 ..... (14-1)
Tom Price	10	vs. Indiana State	April 27, 1994 ..... (4-0)
Dan Stavisky	10	vs. Pittsburgh	April 30, 1996 ..... 9.0 IP (2-0)
Brad Lidge	10	vs. Northeastern Illinois	March 26, 1997 ..... 5.0 IP (11-4)
Alex Shilliday	10	at Evansville	Feb. 27, 1998 ..... 8.0 IP (6-1)
Tim Kalita	10	at Seton Hall	April 27, 1998 ..... 9.0 IP (6-1)
Tim Kalita	10	vs. Penn State (San Antonio, TX)	March 10, 1999 ..... 8.0 IP (6-3)
Tim Kalita	10	at West Virginia	March 20, 1999 ..... 8.0 IP (6-4)
Tim Kalita	10	at Villanova	March 27, 1999 ..... 7.2 IP (10-8)
Aaron Heilman	10	vs. Oakland (MI)	April 30, 1999 ..... 7.1 IP (7-6)
Drew Duff	10	vs. IUPUI	April 6, 2000 ..... 6.0 IP (7-3)
Danny Tamayo	10	vs. Sam Houston State (San Antonio, TX)	Feb. 25, 2001 ..... 6.0 IP (7-4)
Danny Tamayo	10	vs. Portland (Fresno, CA)	March 17, 2001 ..... 7.2 IP (7-6)
Danny Tamayo	10	at Pittsburgh	March 23, 2001 ..... 7.0 IP (3-0)
Danny Tamayo	10	vs. Seton Hall	March 31, 2001 ..... 7.2 IP (6-1)
Aaron Heilman	10	vs. Connecticut	May 5, 2001 ..... 7.0 IP (6-1)
Danny Tamayo	10	vs. Virginia Tech (Bridgewater, N.J.; BET)	May 17, 2001 ..... 8.0 IP (3-4)
Chris Niesel	10	vs. Southern Illinois (@ UNO)	Feb. 24, 2002 ..... 5.0 IP (2-6)
Jeff Manship	10	vs. Arizona (Metrodome; Minn., MN)	March 5, 2006 ..... 6.0 IP (0-2)
Jeff Manship	10	at Seton Hall	May 13, 2006 ..... 6.2 IP (14-12)
David Phelps	10	vs. South Florida	March 23, 2007 ..... 9.0 IP (1-0)

## Double-Digit Strikeout Games (individually listed in chronological order)

Aaron Heilman (1998-2001)	7	(11-10 in '99; 12-11-18 in '00; 10-12 in '01)
David Phelps (2006-08)	5	(10-11-11 in 2007, 10-10 in 2008)
Danny Tamayo (1998-2001)	5	(10-10-10-10-10, all in 2001)
Wade Korpi (2005-08)	4	(11-11-11 all in 2006, 10 in 2008)
Tim Kalita (1997-99)	4	(10 in '98; 10-10-10 in '99)
Chris Niesel (2002-04)	3	(10 in '02; 11 in '03; 12 in '04)
David Sinnes (1990-93)	3	(10 in '90; 10-11 in '93)
Ed Reulbach (1903-04)	2	(16-16, both in 1904)
Richard Bunker (1955)	2	(10-14, both in 1955)
Brad Lidge (1996-98)	2	(10 in '97; 12 in '98)
Jim Sholl (1974-77)	2	(10 in '75; 11 in '77)
Alan Walania (1990-93)	2	(10 in '92; 10 in '93)
Jeff Manship (2005-06)	2	(10-10, both in 2006)

## No-Hitters

Norwood Gibson	4/21/1897, 7 IP	vs. Michigan (18-3)
Norwood Gibson	4/21/1900, 6 IP	vs. Michigan (8-0)
George Murphy	5/20/17, 9 IP	vs. St. Viator (9-0)
Paul Castner	5/17/22, 9 IP	at Purdue (4-0)
Hugh Mageveney (3.0) and Dick Falvey (4.0)	5/14/23, 7 IP	vs. Beloit (6-0)
Mike Mandjiak	4/30/38, 9 IP	vs. Chicago (5-0)
Bob Nemes, Dick Smullen, Tony Lipton (3.0 each)	5/21/49, 9 IP	vs. Pensacola (12-0)
Don Wolfe	4/20/75, 7 IP	vs. Butler (10-0)
Brian Piotrowicz	5/11/88, 7 IP	vs. Ball State (2-0)



# Eck Stadium Records

## Team Records

### Runs Scored – Notre Dame

25 – vs. South Alabama (NCAAs)	6/1/02
23 – vs. Detroit	5/15/02
19 – vs. Georgetown	3/28/98
18 – vs. Pittsburgh	5/7/00
18 – vs. Cleveland State	4/18/94
17 – vs. West Virginia	4/21/07
17 – vs. Western Michigan	3/21/07
17 – vs. Georgetown	4/12/01
17 – vs. Seton Hall	4/25/99
17 – vs. Butler	4/2/95

### Runs Scored – Opponent

22 – Pittsburgh	5/7/00 (L)
19 – Connecticut	5/6/01 (L)
19 – Miami	4/2/94 (L)
16 – West Virginia	4/22/07 (L)
15 – Seton Hall	5/6/07 (L)
14 – Wisconsin-Milwaukee	3/29/00 (L)
13 – South Florida	3/24/07 (L)
12 – Connecticut	5/5/01 (W)
12 – Northwestern	4/23/97 (L)
12 – Cleveland State	4/28/04 (L)
11 – Rutgers	5/5/02 (L)
11 – West Virginia	5/2/98 (L)

### Runs Scored – Combined

40 – (18-22) vs. Pittsburgh (L)	5/7/00
31 – (12-19) vs. Connecticut (L)	5/6/01
27 – (17-10) vs. Georgetown (W)	4/12/01
26 – (17-9) vs. Western Michigan (W)	3/21/07
26 – (14-12) vs. Rutgers (W)	4/23/06
26 – (25-1) vs. South Alabama, NCAAs (W)	6/1/02
26 – (19-7) vs. Georgetown (W)	3/28/98
26 – (7-19) vs. Miami, Fla. (L)	4/2/94
25 – (13-12) vs. Connecticut (W)	5/5/01
25 – (17-8) vs. Seton Hall (W)	4/25/99
24 – (18-6) vs. Detroit (W)	3/24/04
24 – (23-1) vs. Detroit (W)	5/5/02
24 – (14-10) vs. Bowling Green (W)	4/7/99
24 – (14-10) vs. Providence (W)	4/5/97

### Victory Margin

24 – (25-1) vs. South Alabama, NCAAs	6/1/02
23 – (23-1) vs. Detroit	5/5/02
16 – (16-0) vs. Valparaiso	4/3/02
15 – (16-1) vs. Duquesne	4/18/95
14 – (15-1) vs. Oakland	4/11/06
14 – (14-0) vs. Georgetown (7 inn.)	5/3/97
14 – (15-1) vs. Seton Hall	5/4/96
14 – (15-1) vs. Valparaiso	4/21/94
14 – (18-4) vs. Cleveland State	4/18/94

### Loss Margin

14 – (1-15) vs. Seton Hall	5/6/07
12 – (7-19) vs. Miami, Fla.	4/2/94
11 – (0-11) vs. Rutgers	5/5/02
11 – (3-14) vs. Wisconsin-Milwaukee	3/29/00
10 – (6-16) vs. Rutgers	5/13/00
10 – (1-11) vs. Boston College	4/9/00



Freshman leftfielder Alec Porzel ended the longest game in Eck Stadium history (15 innings, 4:20 game time; May 3, 1998) with a two-out, two-run home run over the leftfield fence to beat West Virginia, 5-3. With Brant Ust on base, Porzel sent a 2-1 pitch from lefthander David Kloes out of the park for the dramatic win (pictured above) and one of three game-ending home runs in his career.

### Longest Games (time)

4:20 – vs. West Virginia (W, 5-3, 15 inn.)	5/3/98
4:06 – vs. Pittsburgh (L, 22-18, 10 inn.)	5/7/00
3:54 – vs. Georgetown (L, 8-9, 12 inn.)	3/24/05
3:52 – vs. Cleveland State (W, 7-6; 13 inn.)	4/29/05
3:47 – vs. Villanova (W, 6-5, 10 inn.)	4/3/04
3:40 – vs. IUPUI (W, 8-7, 12 inn.)	3/20/97
3:37 – vs. Ball State (W, 7-6, 15 inn.)	3/23/04
3:35 – vs. Detroit (L, 8-9)	5/13/94

### Longest Games (innings)

15 – vs. Ball State (W, 7-6)	3/23/04
15 – vs. West Virginia (W, 5-3)	5/3/98
13 – vs. Cleveland State (W, 7-6)	4/29/05
12 – vs. Georgetown (L, 8-9)	3/24/05
12 – vs. IUPUI (W, 8-7)	3/20/97

### Hits – Notre Dame

32 – vs. South Alabama (NCAAs)	6/1/02
28 – vs. Detroit	5/15/02
23 – vs. Georgetown	3/28/98
22 – vs. Western Michigan	3/21/07
22 – vs. Toledo	4/23/98
21 – vs. Villanova	4/11/98
20 – vs. Bowling Green	4/12/05
20 – vs. Indiana-Purdue Fort Wayne	4/24/03
20 – vs. Villanova	4/21/01
20 – vs. Western Michigan	3/25/97
20 – vs. Wright State	5/14/95

### Hits – Opponent

30 – Pittsburgh	5/7/00
21 – Connecticut	5/6/01
20 – West Virginia	4/22/07
20 – Rutgers	4/23/06
20 – Wisconsin-Milwaukee	3/29/00
20 – Miami, Fla.	4/2/94
19 – Georgetown	3/24/05
19 – Connecticut	5/5/01
17 – Boston College	4/9/00
17 – Toledo	4/24/97
17 – Connecticut	4/06/96

### Home Runs – Notre Dame

5 – vs. South Alabama (NCAAs)	6/1/02
5 – vs. Providence	4/5/97

### Home Runs – Opponent

5 – Miami, Fla.	4/2/94
5 – St. John's	4/25/08

### Home Runs – Combined

8 – vs. Pittsburgh (ND-4)	5/7/00
7 – vs. Miami, Fla. (ND-2)	4/2/94
6 – vs. Providence (ND-5)	4/5/97

### Triples – Notre Dame

4 – vs. Duquesne	4/19/95
------------------	---------

### Triples – Combined

4 – vs. Western Michigan	3/25/97
4 – vs. Duquesne (ND-4)	4/19/95

### Doubles – Notre Dame

8 – vs. Toledo	4/23/98
7 – vs. Cleveland State	5/2/06
6 – vs. South Alabama (NCAAs)	6/1/02
6 – vs. Rochester	5/15/02
6 – vs. Pittsburgh	5/7/00

### Doubles – Opponent

7 – West Virginia	4/22/07
6 – St. John's	4/13/06
5 – Ohio State (NCAAs, 5/31/02); Chicago State (4/8/98)	

### Doubles – Combined

10 – vs. West Virginia (ND-3)	4/22/07
10 – vs. Toledo (ND-8)	4/23/98
9 – vs. Western Michigan (ND-5)	3/21/07
9 – vs. Rutgers (ND-5)	4/23/06
9 – vs. USC (ND-5)	5/17/05
8 – vs. St. John's (ND-2)	4/13/06
8 – vs. Rochester (ND 7)	5/15/02
8 – vs. Pittsburgh (ND-6)	5/7/00
8 – vs. W. Michigan (ND-5)	3/25/97

### Errors – Notre Dame

7 – vs. Rutgers (5/5/02), UConn (5/6/01), Chic. St. (4/28/99)	
5 – vs. Ball State (4/6/05) and Miami, Fla. (4/2/94)	

### Errors – Opponent

7 – Oakland	4/11/06
6 – St. John's	4/13/06
6 – Clev. St. (4/23/03); BC (4/8/99); St. Norbert (4/24/96)	

### Errors – Combined

12 – vs. Chicago State (ND-7)	4/28/99
9 – vs. Rutgers (ND-7)	5/5/02
9 – vs. Boston College (ND-3)	4/8/99

### Strikeouts Thrown – Notre Dame

20 – vs. Ball State	4/27/04
16 – vs. Cleveland State	4/23/03
16 – vs. Western Michigan	4/9/03
16 – vs. Oakland	5/3/00
15 – vs. Bowling Green	4/2/98
14 – vs. Oak. (4/11/06), Vill. (4/11/98), W. Mich. (4/1/98)	

### Strikeouts Thrown – Opponent

13 – South Florida (3/24/07); West Virginia (4/27/96)	
Alabama (4/25/95); Purdue (4/19/94)	



## Eck Stadium Individual Records

### Hits – Notre Dame

6-for-7	Steve Sollmann	
	vs. South Alabama (NCAAs)	6/1/02
6-for-6	Alec Porzel	
	vs. Pittsburgh	5/7/00
5-for-6	A.J. Pollock	
	vs. Western Michigan	3/21/07
5-for-5	Brett Lilley	
	vs. Cincinnati	3/22/05
5-for-6	Matt Macri	
	vs. Virginia Tech	5/22/04
5-for-5	Paul O'Toole	
	vs. South Alabama (NCAAs)	6/1/02
5-for-5	Brian Stavisky	
	vs. Detroit	5/15/02
5-for-5	Steve Stanley	
	vs. Wis.-Milwaukee (NCAAs)	5/25/01
5-for-5	Dan Leatherman	
	vs. Toledo	4/23/98
5-for-6	Randall Brooks	
	vs. Boston College	4/6/97
5-for-6	Randall Brooks	
	vs. Central Michigan	3/27/97
5-for-6	Allen Greene	
	vs. IUPUI	3/20/97

### Hits – Opponent

5-for-5	Mark Pappas (Seton Hall)	5/6/07
5-for-5	Lance Noel (Franklin College)	5/2/07
5-for-6	Scott Gillitzer	
	(Wisconsin-Milwaukee)	3/29/00

### RBI – Notre Dame

7	Steve Sollmann	
	vs. South Alabama (NCAAs)	6/11/02
7	Andrew Bushey	
	vs. Detroit	5/15/02
7	Ryan Topham	
	vs. Illinois	4/11/95
7	Robbie Kent	
	vs. Evansville	4/24/94
6	A.J. Pollock	
	vs. West Virginia	4/21/07
6	Matt Edwards	
	vs. Western Michigan	3/29/05
6	Jeff Wagner	
	vs. Central Michigan	3/27/97



George Restovich was the first player to hit two home runs in a game at Eck Stadium, doing so in an April 6 win over Bowling Green during the 1995 season before again leaving the yard twice in a game six weeks later, versus Wright State in the MCC Tournament (also at The Eck).



Dan Leatherman tied a then-Irish record with five hits in five at-bats, in an Eck Stadium win over Toledo in 1998. He also hit two home runs (pictured) that year in Notre Dame's record-setting game at Boston College (7 HRs).

### RBI – Opponent

6	Brant Colamarino	
	Pittsburgh	5/7/00
5	Chris Bisson	
	Connecticut	4/6/96
5	Mike Pauldine	
	Detroit	5/13/94

### Home Runs – Notre Dame

3	Matt Edwards	
	vs. Western Michigan	3/29/05
2	Craig Cooper	
	vs. Rutgers	4/21/06
2	Matt Bransfield	
	vs. Oakland	4/11/06
2	Matt Edwards	
	vs. Arizona (NCAAs)	6/6/04
2	Matt Macri	
	vs. Virginia Tech	5/22/04
2	Alec Porzel (one inside-the-park)	
	vs. Pittsburgh	5/7/00
2	Paul O'Toole	
	vs. Pittsburgh	4/11/99
2	Jeff Wagner	
	vs. Bowling Green	4/7/99
	vs. Connecticut	4/3/99
	vs. Toledo	4/24/97
	vs. Providence	4/5/97
	vs. Central Michigan	3/27/97
2	Brant Ust	
	vs. Western Michigan	3/23/99
2	George Restovich	
	vs. Wright State	5/14/95
	vs. Bowling Green	4/6/95

### Home Runs – Opponent

2	Chris Anninos	
	St. John's	4/25/08
2	Brant Colamarino	
	Pittsburgh	5/7/00
2	Jeff Stuss	
	Wisconsin-Milwaukee	4/8/95

**Bold** indicates current players.

### Runs Scored – Notre Dame

6	Steve Sollmann	
	vs. South Alabama (NCAAs)	6/11/02
5	A.J. Pollock	
	vs. Wisconsin-Milwaukee	3/26/08
5	Brett Lilley	
	vs. Western Michigan	3/21/07
5	Steve Stanley	
	vs. South Alabama (NCAAs)	6/11/02
5	Brian Stavisky	
	vs. Detroit	5/15/02
4	Brett Lilley	
	vs. Rutgers	4/5/08
4	Ken Meyer	
	vs. Rutgers	5/14/00
4	Alec Porzel	
	vs. Pittsburgh	5/7/00
4	J.J. Brock	
	vs. Georgetown	3/29/98
4	Brant Ust	
	vs. Central Michigan	3/25/97
4	Bob Lisanti	
	vs. St. Norbert	4/24/96
4	George Restovich	
	vs. Wright St.	5/14/95
4	Craig DeSensi	
	vs. Illinois	4/11/95
4	Greg Layson	
	vs. Wis.-Milwaukee	4/15/94

### Strikeouts Thrown – Notre Dame

12	Tom Thornton	
	vs. Kent State (NCAAs)	6/5/04
12	Chris Niesel (relief)	
	vs. Ball State	4/27/04
12	John Axford	
	vs. Western Michigan	4/9/03
11	David Phelps	
	vs. Seton Hall	5/4/07
11	Wade Korpi	
	vs. Purdue	4/24/06
11	Wade Korpi	
	vs. Western Michigan	3/29/06
10	David Phelps	
	vs. South Florida	3/23/07
10	Aaron Heilman	
	vs. Connecticut	5/5/01
10	Danny Tamayo	
	vs. Seton Hall	3/31/01
10	Drew Duff	
	vs. IUPUI	4/6/00
10	Aaron Heilman	
	vs. Oakland	4/30/99
10	Brad Lidge	
	vs. Northeastern Illinois	3/26/97
10	Dan Stavisky	
	vs. Pittsburgh	4/30/96
10	Tom Price	
	vs. Indiana State	4/27/94
	vs. Illinois-Chicago	4/12/94

### Strikeouts Thrown – Opponent

13	Will Schleuss (Alabama)	4/25/95
----	-------------------------	---------



Dan Stavisky – cousin of 2000-02 Irish outfielder Brian Stavisky – tied a Notre Dame record for strikeouts in a game at Eck Stadium, with 10 versus Pittsburgh in 1986. John Axford broke the record with 12 Ks versus Western Michigan in 2003.

# BIG EAST Bests

## Career BIG EAST Batting Average (min. 80 At-Bats, 2 years)

1. Craig Cooper (2003-06) .....	.444
2. Randall Brooks (1996-97) .....	.418
3. Brant Ust (1997-99) .....	.413
4. J.J. Brock (1996-98) .....	.399
5. Jeff Wagner (1996-99) .....	.390
6. Steve Stanley (1999-2002) .....	.381
7. Steve Sollmann (2001-04) .....	.356
8. A.J. Pollock (2007-) .....	.353
9. Brian Stavisky (2000-02) .....	.352
10. Brett Lilley (2005-) .....	.342
Jeff Felker (1997-2000) .....	.342
12. Steve Sollmann (2001-04) .....	.340
13. Mike Amrhein (1996-1997) .....	.329
14. Paul O'Toole (1999-2002) .....	.327
15. Andrew Bushey (1999-2002) .....	.314
Matt Edwards (2002-05) .....	.314

## Season BIG EAST Batting Average

1. Brant Ust (1998) .....	.493
2. Jeff Wagner (1997) .....	.488
3. Craig Cooper (2006) .....	.481
4. Craig Cooper (2004) .....	.470
5. Ken Meyer (2000) .....	.438
6. Steve Stanley (2002) .....	.431
7. J.J. Brock (1998) .....	.427
8. Randall Brooks (1996) .....	.425
Andrew Bushey (2001) .....	.425
10. Brett Lilley (2006) .....	.419
11. Jeff Felker (1999) .....	.414
12. Randall Brooks (1996) .....	.412
13. David Mills (2008) .....	.407
14. Craig Cooper (2005) .....	.403
15. J.J. Brock (1997) .....	.397
16. Brian Stavisky (2002) .....	.394

## BIG EAST Career RBI

1. Alec Porzel (1998-2001) .....	102
2. Paul O'Toole (1999-2002) .....	86
3. Jeff Wagner (1996-99) .....	83
4. Brant Ust (1997-99) .....	71
5. Brian Stavisky (2000-02) .....	68
6. Steve Sollmann (2001-04) .....	65
7. Jeremy Barnes (2006-) .....	64
Andrew Bushey (1999-2002) .....	64
9. Matt Edwards (2002-05) .....	63
Craig Cooper (2003-06) .....	63
11. J.J. Brock (1996-98) .....	61
12. Jeff Felker (1997-2000) .....	60
Matt Bransfield (2003-06) .....	60

## BIG EAST Season RBI

1. Alec Porzel (2001) .....	35
2. Jeff Wagner (1997) .....	34
3. Matt Bransfield (2004) .....	33
4. Paul O'Toole (2002) .....	30
5. Mike Amrhein (1997) .....	29
6. J.J. Brock (1998) .....	28
7. Alec Porzel (2000) .....	27
Andrew Bushey (2001) .....	27
Brian Stavisky (2001) .....	27
Jeremy Barnes (2006) .....	27
11. Brant Ust (1998) .....	26
Matt Edwards (2003) .....	26

## BIG EAST Career Home Runs

1. Jeff Wagner (1996-99) .....	24
2. Alec Porzel (1998-2001) .....	20
3. Brant Ust (1997-99) .....	19
4. Paul O'Toole (1999-2002) .....	15
5. Brian Stavisky (2000-02) .....	13
6. Mike Amrhein (1996-1997) .....	12
Jeff Felker (1997-2000) .....	12
8. J.J. Brock (1996-98) .....	10

**Bold** indicates current players.

See pages 19 and 183 for more BIG EAST records

## BIG EAST Season Home Runs

1. Jeff Wagner (1997) .....	10
2. Brant Ust (1998) .....	8
3. Mike Amrhein (1997) .....	7
J.J. Brock (1998) .....	7
Brian Stavisky (2000) .....	7
Paul O'Toole (2002) .....	7
Matt Macri (2004) .....	7
Craig Cooper (2006) .....	7

## BIG EAST Career Stolen Bases

1. Steve Stanley (1999-2002) .....	45
2. Steve Sollmann (2001-04) .....	33
3. Paul O'Toole (1999-2002) .....	20
4. Craig Cooper (2003-06) .....	18
5. A.J. Pollock (2007-) .....	16
Cody Rizzo (2003-06) .....	16
7. Alec Porzel (1998-2001) .....	13

## BIG EAST Season Stolen Bases

1. Scott Sollmann (1997) .....	13
2. A.J. Pollock (2008) .....	12
Steve Stanley (1999) .....	12
Steve Stanley (2001) .....	12
5. Steve Stanley (2002) .....	11
Steve Sollmann (2003) .....	11
Steve Sollmann (2004) .....	11

## BIG EAST Career Triples

1. J.J. Brock (1996-98) .....	7
Steve Stanley (1999-2002) .....	7
Brian Stavisky (2000-02) .....	7

## BIG EAST Season Triples

1. Steve Stanley (2001) .....	5
2. J.J. Brock (1997) .....	4
Ken Meyer (2000) .....	4
Brennan Grogan (2003) .....	4

## BIG EAST Career Doubles

1. Alec Porzel (1998-2001) .....	33
2. Jeff Felker (1997-2000) .....	26
3. Andrew Bushey (1999-2002) .....	24
4. Steve Stanley (1999-2002) .....	22
5. Paul O'Toole (1999-2002) .....	21
6. Steve Sollmann (2001-04) .....	20
7. Brant Ust (1997-99) .....	19
8. Brian Stavisky (2000-02) .....	18
Matt Edwards (2002-05) .....	18
Craig Cooper (2003-06) .....	18
11. Ross Brezovsky (2005-08) .....	17
Jeff Wagner (1996-99) .....	17
Greg Lopez (2003-06) .....	17
14. J.J. Brock (1996-98) .....	15
Matt Bransfield (2003-06) .....	15

## BIG EAST Season Doubles

1. Alec Porzel (2001) .....	13
2. Alec Porzel (2000) .....	11
3. Andrew Bushey (2001) .....	10
4. Jeff Felker (1997) .....	9
Dan Leatherman (1998) .....	9
Brant Ust (1998) .....	9
Ken Meyer (2000) .....	9
Andrew Bushey (2002) .....	9
Steve Sollmann (2003) .....	9
Mike Dury (2007) .....	9

## BIG EAST Career Runs Scored

1. Steve Stanley (1999-2002) .....	110
2. Brett Lilley (2005-08) .....	99
3. Steve Sollmann (2001-04) .....	83
Craig Cooper (2003-06) .....	83
5. Alec Porzel (1998-2001) .....	79
Paul O'Toole (1999-2002) .....	79
7. Cody Rizzo (2003-06) .....	73
8. Brant Ust (1997-99) .....	70
9. Jeff Felker (1997-2000) .....	69
10. Jeff Wagner (1996-99) .....	67
11. Brian Stavisky (2000-02) .....	62
12. Ross Brezovsky (2005-08) .....	58
13. J.J. Brock (1996-98) .....	56
14. Jeremy Barnes (2006-) .....	56
Greg Lopez (2003-06) .....	54

## BIG EAST Season Runs Scored

1. Craig Cooper (2006) .....	43
2. Steve Stanley (2001) .....	38
3. Matt Macri (2004) .....	36

ND Yearly BIG EAST Team Stats (per game or 9 IP)							
Yr.	Avg.	Runs	HRs	SBs	Slug	OB	
'96	.327	132 (6.6)	23 (1.15)	24 (1.20)	.509	.388	
'97	.360	189 (9.0)	36 (1.71)	11 (0.52)	.599	.423	
'98	.340	155 (8.2)	32 (1.68)	16 (0.84)	.581	.401	
'99	.321	181 (7.2)	28 (1.12)	29 (1.16)	.497	.386	
'00	.305	176 (7.0)	28 (1.12)	21 (0.84)	.490	.369	
'01	.334	208 (8.0)	19 (0.73)	41 (1.58)	.519	.407	
'02	.310	165 (6.3)	21 (0.81)	21 (0.81)	.457	.395	
'03	.277	142 (6.2)	12 (0.52)	25 (1.09)	.406	.367	
'04	.319	188 (7.2)	26 (1.00)	36 (1.38)	.489	.404	
'05	.284	137 (5.7)	14 (0.58)	28 (1.17)	.399	.377	
'06	.334	216 (8.3)	14 (0.52)	30 (1.11)	.444	.423	
'07	.261	133 (4.8)	11 (0.39)	30 (1.11)	.343	.340	
'08	.310	179 (6.9)	20 (0.77)	23 (0.88)	.435	.395	
Yr.	ERA	OppAvg	Strikeouts	Walks	K/BB	Fld%	
'96	3.91	.260	116 (5.8)	54 (2.70)	2.15	.953	
'97	5.58	.310	134 (6.4)	63 (3.00)	2.13	.942	
'98	3.42	.263	155 (8.2)	62 (3.26)	2.50	.970	
'99	4.86	.282	199 (8.0)	82 (3.28)	2.43	.960	
'00	4.52	.287	169 (6.8)	82 (3.28)	2.06	.968	
'01	3.46	.334	185 (7.1)	67 (2.58)	2.76	.957	
'02	3.74	.256	174 (6.7)	109 (4.19)	1.60	.964	
'03	3.14	.247	173 (7.5)	68 (2.96)	2.54	.968	
'04	3.57	.258	179 (6.9)	66 (2.54)	2.71	.968	
'05	3.59	.271	118 (5.3)	56 (2.51)	2.11	.967	
'06	3.98	.274	207 (7.7)	70 (2.59)	2.96	.974	
'07	4.80	.287	206 (7.4)	93 (3.32)	2.22	.969	
'08	3.60	.268	176 (6.8)	83 (3.19)	2.12	.978	

4. Brett Lilley (2008) .....	31
5. Steve Stanley (2002) .....	30
6. Mike Amrhein (1997) .....	28
7. Jeff Wagner (1997) .....	27
8. Brant Ust (1997) .....	26
Alec Porzel (2001) .....	26
Steve Sollmann (2001) .....	26
Steve Sollmann (2003) .....	26

## BIG EAST Season Earned-Run Average

1. J.P. Gagne (2003) .....	1.09
2. Aaron Heilman (2001) .....	1.40
3. Mike Naumann (1999) .....	1.59
4. Aaron Heilman (1998) .....	1.85
5. Grant Johnson (2004) .....	1.91
6. Tim Kalita (1998) .....	2.03
7. Ryan Kalita (2003) .....	2.09
8. David Phelps (2007) .....	2.13
9. Wade Korpi (2006) .....	2.14
10. Dan Stavisky (1996) .....	2.22
11. Darin Schmalz (1996) .....	2.25
12. Danny Tamayo (2001) .....	2.52
13. Chris Niesel (2003) .....	2.58

## BIG EAST Season Victories (W-L)

1. Aaron Heilman (2001) .....	8-0
2. Chris Niesel (2003) .....	7-0
Aaron Heilman (2000) .....	7-1
Jeff Manship (2006) .....	7-1
5. Danny Tamayo (2001) .....	6-0
Eric Maust (2008) .....	6-1
Darin Schmalz (1997) .....	6-1
A. Heilman (1999) .....	6-1
Jeff Samardzija (2006) .....	6-1

## BIG EAST Season Strikeouts

1. David Phelps (2007) .....	76
2. Jeff Manship (2006) .....	70
3. Aaron Heilman (2000) .....	66
4. Danny Tamayo (2001) .....	59
5. Aaron Heilman (2001) .....	56
6. Brad Lidge (1998) .....	52
Aaron Heilman (1999) .....	52
8. Chris Niesel (2003) .....	49

## BIG EAST Season Opp. Batting Avg.

1. Aaron Heilman (2001) .....	.152
2. Grant Johnson (2004) .....	.169
3. Larry Mohs (1997) .....	.192
4. Joe Thaman (2004) .....	.197
5. J.P. Gagne (2003) .....	.213
6. Ryan Kalita (2003) .....	.214
7. Christian Parker (1996) .....	.217
8. Brad Lidge (1998) .....	.221
9. Eric Maust (2008) .....	.223
10. Danny Tamayo (2001) .....	.225
11. Jeff Manship (2006) .....	.226
12. Chris Niesel (2003) .....	.228
13. Aaron Heilman (1998) .....	.229
Aaron Heilman (2000) .....	.229





# Class Bests

## Games Played/Started

FR. Brian Stavisky (2000).....	64 of 64
SO. Steve Stanley (2000) .....	64 of 64
JR. Dan Peltier (1989).....	68 of 68
SR. Pat Pesavento (1989) .....	68 of 68

## At-Bats

FR. Brian Stavisky (2000) .....	248
Steve Stanley (1999) .....	242
SO. Steve Stanley (2000) .....	235
JR. Dan Peltier (1989) .....	258
SR. Steve Stanley (2002) .....	271

## Batting Average (min. 2.5 ABs/tm gm)

FR. Eric Danapilis (1990).....	.429
Scott Sollmann (1994) .....	.402
Brant Ust (1997) .....	.372
A.J. Pollock (2007) .....	.372
SO. Dan Peltier (1988).....	.414
JR. Dan Peltier (1989).....	.446
SR. Edwin Hartwell (1993) .....	.447

## Hits

FR. Brant Ust (1997) .....	83
Steve Sollmann (2001) .....	80
Steve Stanley (1999) .....	79
SO. Scott Sollmann (1995) .....	93
JR. Dan Peltier (1989) .....	115
SR. Steve Stanley (2002).....	119

## Slugging Percentage

FR. Eric Danapilis (1990) .....	.671
SO. Brant Ust (1998).....	.724
JR. Dan Peltier (1989).....	.783
SR. Ryan Topham (1995).....	.733

## On-Base Percentage

FR. Eric Danapilis (1990).....	.509
SO. Eric Danapilis (1991).....	.531
JR. Dan Peltier (1989).....	.513
SR. Edwin Hartwell (1993) .....	.529

## Runs Batted In

FR. Brant Ust (1997) .....	54
Jeremy Barnes (2006) .....	49
Jeff Wagner (1996) .....	45
Brian Stavisky (2000) .....	45
SO. Robbie Kent (1994) .....	82
JR. Dan Peltier (1989) .....	93
SR. Eric Danapilis (1993) .....	85

## Home Runs

FR. Brian Stavisky (2000) .....	14
Brant Ust (1997) .....	11
Jeff Wagner (1996).....	10
SO. Brant Ust (1998) .....	18
JR. Ryan Topham (1995) .....	18
SR. Frank Jacobs (1991) .....	20

## Triples

FR. Scott Sollmann (1994) .....	7
Paul Failla (1992).....	6
SO. Scott Sollmann (1995) .....	11
JR. Shaun Fitzmaurice (1964) .....	10
SR. George Restovich (1996) .....	9

## Doubles

FR. Four with .....	15
SO. Robbie Kent (1994) .....	24
JR. Dan Peltier (1989) .....	32
SR. Alec Porzel (2001) .....	28

## Runs Scored

FR. Brant Ust (1997) .....	66
Brett Lilley (2005) .....	56
Paul O'Toole (1999) .....	55
Greg Layson (1991) .....	53
Cody Rizzo (2003).....	53
SO. Scott Sollmann (1995) .....	73
JR. Pat Pesavento (1988).....	81
SR. Pat Pesavento (1989).....	88

## Stolen Bases

FR. Scott Sollmann (1994) .....	26
Steve Stanley (1999) .....	24
Steve Sollmann (2001) .....	23
SO. Dan Bautch (1990) .....	29
JR. Scott Sollmann (1996) .....	52
SR. Pat Pesavento (1989).....	38

## Total Bases

FR. Brian Stavisky (2000) .....	141
SO. Brant Ust (1998) .....	157
JR. Dan Peltier (1989) .....	202
SR. Eric Danapilis (1993) .....	159

## Bases on Balls

FR. Ryan Topham (1993) .....	51
Craig Counsell (1989) .....	43
Jeff Wagner (1996) .....	42
SO. Ryan Topham (1994) .....	63
JR. Craig Counsell (1991) .....	49
SR. Pat Pesavento (1989).....	61

## Times Hit-By-Pitch

FR. Brett Lilley (2005) .....	30
SO. Cody Rizzo (2004).....	21
Brett Lilley (2006) .....	21
JR. Brett Lilley (2007) .....	27
SR. Brett Lilley (2008) .....	31

## Sacrifice Bunts

FR. Brennan Grogan (2003) .....	12
SO. David Mills (2008) .....	19
JR. Mike Moshier (1988) .....	14
SR. Pat O'Brien (1988).....	14

## Hardest To Strike Out (AB/K)

FR. Jack Moran (1982) .....	18.80 (94/5)
SO. Dan Szajko (1980) .....	25.75 (103/4)
JR. Rick Pullano (1978) .....	44.00 (132/3)
SR. Dan Szajko (1982) .....	34.25 (137/4)

## Putouts (since 1982)

FR. Joe Thaman (1B; 2001) .....	550
Paul O'Toole (C; 1999).....	410
Jeff Felker (1B; 1997) .....	393
SO. Joe Thaman (1B; 2002) .....	514
JR. Javi Sanchez (C; 2003) .....	395
SR. Joe Binkiewicz (1B; 1992).....	628

## Assists (since 1982)

FR. Brett Lilley (2005) .....	172
Paul Turco (1996).....	167
Greg Layson (1991) .....	164
Steve Sollmann (2001) .....	158
Brant Ust (1997) .....	152
SO. Matt Macri (2003) .....	184
JR. Pat Pesavento (1988).....	216
SR. Pat Pesavento (1989).....	222

## Appearances

FR. Aaron Heilman (1998) .....	31
Chris Michalak (1990) .....	28
SO. Ryan Doherty (2004) .....	30
JR. Mike Coffey (1989) .....	37
SR. John Corbin (2000) .....	30

## Games Started

FR. Pat Leahy (1990) .....	15
Brian Piotrowicz (1987) .....	14
Grant Johnson (2002) .....	14
SO. Chris Niesel (2003) .....	15
Tom Thornton (2004).....	15
JR. Brian Piotrowicz (1989) .....	18
SR. Tom Price (1994) .....	19

## Earned-Run Average (min. 40 IP)

FR. David Sinnes (1990).....	1.05
Aaron Heilman (1998).....	1.61
A.J. Jones (1993) .....	1.79
Tom Thornton (2004) .....	1.81
SO. Jack Mitchell (1960) .....	0.71
JR. Phil Donnelly (1962) .....	1.27
SR. Mickey Walker (1963) .....	1.73

## Innings Pitched

FR. Grant Johnson (2002).....	101.1
Pat Leahy (1993) .....	83.0
Tom Price (1991).....	81.1
J.P. Gagne (2000) .....	72.2
Chris Niesel (2002) .....	72.1
John Axford (2002) .....	70.2
SO. David Phelps (2007).....	110.1
JR. Chris Michalak (1992) .....	118.2
SR. Tom Price (1994).....	140.1

## Games Won

FR. David Sinnes (1990) .....	9-2
Grant Johnson (2002) .....	9-5
Pat Leahy (1990) .....	8-1
Dan Stavisky (1996) .....	7-1
J.P. Gagne (2000).....	7-1
Tom Price (1991) .....	7-2
Aaron Heilman (1998) .....	7-3
SO. Alan Walania (1991) .....	11-5
JR. Tom Price (1993) .....	12-2
SR. Aaron Heilman (2001).....	15-0

## Winning Percentage (min. 8 decisions)

FR. Pat Leahy (1990) .....	.889 (8-1)
SO. Frank Scanlan (1908).....	1.000 (10-0)
JR. Tim Kraus (1994) .....	1.000 (9-0)
SR. Aaron Heilman (2001).....	1.000 (15-0)

## Opp. Batting Avg. (since '91/min. 40 IP)

FR. Aaron Heilman (1998) .....	.198
Larry Mohns (1994).....	.201
Kyle Weiland (2006) .....	.224
SO. Wade Korpi (2006) .....	.204
JR. David Sinnes (1992) .....	.163
SR. Aaron Heilman (2001) .....	.173

## Saves (since 1976)

FR. Kyle Weiland (2006) .....	16
Aaron Heilman (1998) .....	9
Chris Michalak (1990) .....	6
SO. Ryan Doherty (2004) .....	12
JR. John Corbin (2000) .....	11
SR. J.P. Gagne (2003) .....	13

## Strikeouts

FR. Grant Johnson (2002) .....	86
SO. Aaron Heilman (1999) .....	118
JR. Aaron Heilman (2000) .....	118
SR. Aaron Heilman (2001) .....	111

# Year-by-Year Team Stats

Team records (post-1948) in **bold**

\* – Sac. bunts/flyes kept together as “sacrifices” in ’89, 90

## Team Offensive Statistics

Yr.	Avg.	AB	R	R/gm	H	H/gm	2B	3B	HR	HR/gm	AB/HR	RBI	Slug%	BB	HP	K	BB/K	AB/K	OB%	SF/SH	SB-At	SB%
'08	.309	1909	375	6.82	589	10.71	108	17	41	0.75	46.6	344	.447	223	59	289	0.77	6.61	.392	32/69	59-76	.776
'07	.274	1831	307	5.48	502	8.96	78	14	24	0.43	76.3	266	.372	220	57	324	0.68	5.65	.365	25/51	59-77	.766
'06	.313	2176	432	6.86	681	10.81	119	18	33	0.52	65.9	397	.430	247	100	281	0.88	7.74	.403	28/65	62-99	.626
'05	.295	2102	423	6.71	620	9.84	104	11	43	0.68	48.9	375	.416	227	<b>130</b>	342	0.66	6.15	.393	28/50	69-100	.690
'04	.309	2142	491	7.79	661	10.49	120	19	69	1.10	31.0	443	.479	275	106	358	0.77	5.98	.407	39/38	69-101	.683
'03	.309	2149	433	6.87	664	10.54	115	26	31	0.49	69.3	383	.430	204	74	339	0.60	6.34	.384	26/54	84-118	.712
'02	.321	<b>2289</b>	492	7.24	734	10.79	125	25	53	0.78	43.2	438	.467	253	55	326	0.78	7.02	.395	<b>41/66</b>	63-92	.685
'01	.322	2114	425	6.75	680	10.79	<b>141</b>	25	41	0.67	50.3	384	.470	226	35	269	0.84	7.86	.391	33/28	92-136	.677
'00	.299	2147	422	6.59	642	10.03	131	21	50	0.78	42.9	371	.449	183	37	275	1.50	7.81	.359	35/26	76-113	.673
'99	.307	2010	411	6.74	617	10.11	113	16	70	1.15	28.7	366	.484	193	40	316	0.61	6.36	.374	28/18	84-112	.750
'98	.304	1945	392	6.76	592	10.21	125	19	<b>73</b>	<b>1.26</b>	<b>26.6</b>	365	.501	201	25	333	0.60	5.84	.372	27/31	61-97	.629
'97	<b>.334</b>	2037	465	7.75	681	<b>11.35</b>	127	36	66	1.10	34.0	427	<b>.529</b>	221	43	319	0.69	6.38	.406	24/39	51-78	.654
'96	.315	2014	429	6.92	634	10.23	111	29	58	0.94	34.7	379	.485	231	33	352	0.66	5.72	.389	31/28	97-132	.735
'95	.316	2037	456	7.48	644	10.56	104	34	60	0.98	34.0	416	.489	244	69	<b>387</b>	0.63	5.26	.403	22/41	57-93	.613
'94	.323	2034	511	8.24	656	10.58	109	<b>41</b>	39	0.63	52.2	466	.474	342	36	316	1.08	6.44	.422	38/16	124-163	.761
'93	<b>.334</b>	1960	<b>550</b>	8.87	655	10.56	125	23	64	1.03	30.6	<b>485</b>	.519	389	75	335	1.16	5.85	<b>.457</b>	<b>26/46</b>	<b>127-177</b>	.718
'92	.301	1958	450	7.14	590	9.37	109	18	45	0.71	43.5	<b>391</b>	.444	342	58	359	0.95	5.45	.416	23/44	119-154	.773
'91	.305	1893	448	7.34	577	9.46	106	14	62	1.02	30.5	385	.474	323	43	340	0.95	5.57	.413	22/48	91-131	.695
'90	.291	1766	391	6.74	514	8.86	105	4	49	0.84	36.0	348	.438	338	52	299	1.13	5.91	.407	13/54	117-161	.727
'89	<b>.334</b>	2147	528	7.76	<b>718</b>	10.56	112	14	36	0.53	59.6	463	.450	<b>391</b>	38	272	1.44	7.89	.433	14/57	119-163	.730
'88	.307	1828	444	7.28	561	9.20	106	11	40	0.66	45.7	372	.443	326	50	300	1.09	6.09	.421	(56)	117-176	.665
'87	.268	1354	202	4.59	363	8.25	51	8	21	0.48	64.5	177	.364	144	19	239	0.60	5.67	.343	15/19	47-55	<b>.855</b>
'86	.315	1618	342	6.84	509	10.18	81	18	35	0.70	46.2	294	.452	182	17	267	0.68	6.06	.385	21/15	53-70	.757
'85	.296	1613	326	5.93	477	8.67	65	16	28	0.51	57.6	281	.408	236	18	238	0.99	6.78	.386	28/42	58-74	.784
'84	.295	1252	283	5.90	399	8.31	61	5	21	0.44	59.6	243	.426	237	13	200	1.19	6.26	.428	15/36	38-56	.679
'83	.243	1226	193	4.11	298	6.34	42	12	16	0.34	76.6	166	.336	200	11	234	0.86	5.24	.357	14/40	28-40	.700
'82	.277	1145	249	5.79	322	7.49	36	10	15	0.35	76.3	210	.369	213	15	126	1.69	9.09	.395	18/17	71-90	.789
'81	.320	1135	248	6.20	363	9.08	53	10	25	0.63	45.4	220	.450	178	17	147	1.21	7.72	.415	14/36	45-64	.703
'80	.332	1018	262	7.08	338	9.14	47	20	13	0.35	78.3	229	.456	196	10	83	<b>2.36</b>	<b>12.27</b>	.440	12/38	21-26	.808
'79	.293	918	168	5.09	269	8.15	40	11	4	0.12	229.5	136	.374	142	16	111	1.28	8.27	.394	8/35	24-38	.632
'78	.232	1028	130	3.42	239	6.29	27	8	9	0.24	114.2	113	.301	113	9	135	0.84	7.61	.312	6/17	31-47	.660
'77	.275	1156	190	4.42	318	7.40	49	16	16	0.37	72.3	174	.387	—	—	—	—	—	—	/18	28-__	—
'76	.288	1123	190	4.75	323	8.08	32	11	14	0.35	80.2	160	.373	—	—	—	—	—	—	/26	39-__	—
'75	.264	851	142	4.58	225	7.26	32	13	9	0.29	94.6	122	.364	135	—	126	1.07	6.75	—	9/14	15-18	.833
'74	.279	1178	186	4.77	329	8.44	38	22	12	0.31	98.2	159	.379	—	—	—	—	—	—	/10	27-__	—
'73	.277	1067	140	3.78	295	7.97	23	15	9	0.24	118.6	127	.351	124	10	186	0.67	5.74	—	/15	—	—
'72	.268	915	148	4.93	244	8.13	42	6	17	0.57	53.8	126	.381	131	—	176	0.74	5.20	—	—	—	—
'71	.268	1017	138	4.31	274	8.56	41	3	12	0.38	84.8	132	.351	129	—	182	0.71	5.59	—	—	—	—
'70	.264	996	148	4.77	263	8.48	31	15	13	0.42	76.6	135	.364	119	—	197	0.60	5.06	—	—	18-__	—
'69	.249	823	124	5.17	205	8.54	15	11	10	0.42	82.3	116	.330	94	—	140	0.67	5.88	—	—	11-__	—
'68	.285	817	129	5.61	233	10.13	32	11	9	0.39	90.8	107	.384	—	—	—	—	—	—	—	8-__	—
'67	.268	865	141	5.42	232	8.92	33	12	11	0.42	78.6	—	.372	—	—	—	—	—	—	—	—	—
'66	.256	856	141	5.42	219	8.42	39	9	15	0.58	57.1	114	.375	—	—	—	—	—	—	—	—	—
'65	.261	1217	191	5.46	318	9.09	46	18	14	0.40	86.9	157	.363	—	—	—	—	—	—	—	—	—
'64	.260	958	173	5.97	249	8.59	31	18	29	0.83	33.0	149	.421	—	—	—	—	—	—	—	—	—
'63	.293	1065	211	7.03	312	10.40	45	23	14	0.47	76.1	170	.418	—	—	—	—	—	—	—	—	—
'62	.295	600	131	7.71	177	10.41	25	15	14	0.82	42.9	114	.457	—	—	—	—	—	—	—	—	—
'61	.242	1003	148	5.10	243	8.38	23	14	15	0.52	66.9	131	.338	—	—	—	—	—	—	—	—	—
'60	.283	882	200	7.69	250	9.62	34	6	21	0.81	42.0	162	.407	—	—	—	—	—	—	—	—	—
'59	.278	785	163	7.09	218	9.48	39	11	8	0.35	98.1	122	.386	—	—	—	—	—	—	—	—	—
'58	.301	907	231	<b>9.24</b>	273	10.92	38	15	20	0.80	45.4	196	.442	—	—	—	—	—	—	—	—	—
'57	.287	893	179	6.88	256	9.85	37	15	12	0.46	74.4	154	.402	—	—	—	—	—	—	—	—	—
'56	.249	643	90	4.74	162	8.53	20	4	5	0.26	128.6	87	.319	—	—	—	—	—	—	—	—	—
'55	.271	632	93	5.47	169	9.94	38	3	8	0.47	79.0	80	.375	—	—	—	—	—	—	—	—	—
'54	.264	855	119	4.76	226	9.04	25	8	9	0.36	95.0	101	.344	—	—	—	—	—	—	—	—	—
'53	.267	859	166	6.92	229	9.54	28	16	2	0.08	429.5	136	.343	—	—	—	—	—	—	—	—	—
'52	.252	879	132	5.28	230	9.20	26	13	4	0.16	219.8	115	.334	—	—	—	—	—	—	—	—	—
'51	.237	853	120	4.80	203	8.12	16	9	6	0.24	142.2	82	.299	—	—	—	—	—	—	—	—	—
'50	.252	741	135	6.14	187	8.50	28	7	8	0.36	92.6	126	.341	—	—	—	—	—	—	—	—	—
'49	.272	958	178	6.35	261	—	—	—	—	—	—	—	—	—	—	—	—	—	—	—	—	—
'48	.238	735	92	4.00	175	7.61	19	9	4	0.17	183.8	76	.305	—	—	—	—	—	—	—	—	—



## Team Pitching and Defensive Statistics

Yr.	W-L-T	Pct.	IP	CG/ShO	SV	ERA	OppAvg	K	BB	K/BB	K/9 IP	BB/9 IP	HR	HR/GM	WP	HB	BK	FLD (TC-E-DP)
'08	33-21-1	.609	493.2	1/6	8	4.38	.272	392	187	2.10	7.15	3.41	39	0.71	38	49	10	<b>.973</b> (2,115-58-65)
'07	28-28-0	.500	487.0	5/3	8	3.97	.267	396	192	2.11	7.35	3.49	20	0.36	45	61	5	.962 (2,159-82-36)
'06	45-17-1	.722	572.0	3/5	18	3.52	.249	<b>504</b>	171	2.95	7.93	2.69	18	0.29	24	51	7	.972 (2,491-69-56)
'05	38-24-1	.611	557.1	10/3	13	4.41	.290	342	204	1.68	5.52	3.29	31	0.49	25	74	9	.960 (2,444-97- <b>67</b> )
'04	<b>51</b> -12-0	<b>.836</b>	554.2	3/6	15	3.36	.248	436	162	2.69	7.08	2.63	36	0.57	29	59	4	.967 (2,452-80-59)
'03	45-18-0	.714	534.0	4/2	<b>18</b>	3.53	.250	479	216	2.22	8.07	3.64	28	0.44	45	38	3	.970 (2,429-73-57)
'02	50-18-0	.735	<b>584.1</b>	3/2	<b>18</b>	3.57	.255	483	231	2.09	7.44	3.56	31	0.46	36	49	5	.961 ( <b>2,544</b> -100-66)
'01	49-13-1	.786	547.2	21/7	8	3.22	.246	420	151	<b>2.78</b>	6.90	<b>2.48</b>	22	0.35	31	40	3	.964 (2,435-88-40)
'00	46-18-0	.719	545.0	10/5	15	3.93	.276	454	182	2.50	7.50	3.00	33	0.52	41	41	2	.965 (2,328-85-57)
'99	43-18-0	.705	513.2	8/2	15	5.15	.280	478	219	2.18	8.38	3.84	55	0.90	61	39	3	.954 (2,294-106-41)
'98	41-17-0	.707	501.1	6/3	10	4.02	.267	456	204	2.24	8.19	3.66	36	0.62	40	52	3	.962 (2,245-86-60)
'97	41-19-0	.683	504.2	10/3	11	4.51	.267	399	231	1.72	7.12	4.12	24	0.40	38	42	9	.942 (2,293-132-53)
'96	44-18-0	.710	512.0	12/9	11	3.87	.257	365	213	1.71	6.42	3.74	35	0.57	37	31	3	.953 (2,308-108-45)
'95	40-21-0	.656	510.7	13/3	9	4.53	.272	320	192	1.67	5.64	3.38	44	0.72	44	36	3	.960 (2,165-87-43)
'94	46-16-0	.742	513.0	17/6	14	3.25	.252	335	161	2.08	5.88	2.82	32	0.52	37	51	3	.955 (2,326-104-43)
'93	46-16-0	.742	502.7	21/7	11	4.57	.261	392	188	2.09	7.02	3.37	53	0.85	24	32	3	.961 (2,304-90-41)
'92	48-15-0	.762	512.0	<b>25</b> /10	10	3.06	.239	369	165	2.24	6.49	2.90	32	0.51	34	22	1	.965 (2,364-83-51)
'91	45-16-0	.738	491.0	13/9	14	4.01	.254	345	203	1.70	6.32	3.72	23	0.38	42	22	4	.961 (2,216-86-40)
'90	46-12-0	.793	474.3	7/5	12	3.00	.246	354	195	1.82	6.72	3.70	15	0.26	30	31	7	.953 (1,894-89-51)
'89	48-19-1	.713	543.0	14/ <b>12</b>	12	4.13	.286	308	219	1.41	5.10	3.63	28	0.41	33	28	2	.950 (2,504-126-58)
'88	39-22-0	.639	461.0	17/3	6	5.43	.292	243	160	1.52	4.74	3.12	47	0.77	29	48	6	.961 (2,155-84-52)
'87	15-29-0	.341	335.7	14/0	4	4.75	.289	154	168	0.92	4.13	4.50	22	0.50	28	10	0	.953 (1,579-74-29)
'86	22-28-0	.440	376.0	10/3	9	6.25	.310	176	202	0.87	4.21	4.84	38	0.76	31	18		.946 (1,679-90-40)
'85	26-27-2	.491	397.7	15/3	4	6.16	.291	215	208	1.03	4.87	4.71	46	0.84	32	22		.954 (1,672-80-22)
'84	24-24-0	.500	331.0	24/3	3	4.95	.276	167	174	0.96	4.54	4.73	31	0.65	35	10		.943 (1,535-87-32)
'83	19-28-0	.404	326.0	17/1	4	4.80	.293	228	181	1.26	6.29	5.00	30	0.64	25	9		.943 (1,482-85-29)
'82	28-15-0	.651	307.0	23/6	4	3.81	.255	190	162	1.17	5.57	4.75	13	0.30	20	7		.965 (1,353-48-21)
'81	23-16-1	.588	280.7	18/3	3	5.48	.286	188	140	1.34	6.03	4.49	36	0.90	19	13		— ( -51-21)
'80	29-8-0	.784	256.0	17/2	5	4.50	.259	167	136	1.23	5.87	4.78	25	0.68	18	7		— ( -61-25)
'79	14-19-0	.424	234.0	10/2	1	5.54	.299	146	122	1.20	5.62	4.70	21	0.64	15	4		— ( -76-16)
'78	12-25-1	.329	273.7	16/1	1	4.38	.271	147	157	0.94	4.83	5.16	15	0.39	19	8		— ( -93-19)
'77	17-26-0	.395	292.7	19/4		6.15	.286	204	194	1.05	6.27	5.97	16	0.37		13		— ( -91- )
'76	13-23-0	.361	250.0	14/3	2	4.82	.288	178	135	1.32	6.41	4.86	11	0.31		10		— ( -86-13)
'75	17-14-0	.548	213.0	21/2		2.83	.227	151	113	1.34	6.38	4.77	5	<b>0.16</b>		10		—( -45-21)
'74	11-24-0	.314	238.0	17/1		4.92	.285	132	100	1.32	4.99	3.78	18	0.56		5		— ( -64-32)
'73	15-22-0	.405	261.0	24/5		4.14	.278	169	147	1.15	5.83	5.07	10	0.27		11		— ( -65-25)
'72	14-16-0	.467	211.0	11/5		5.46	.291	138	109	1.27	5.89	4.65	19	0.63				— ( -55-22)
'71	11-21-0	.344	249.3	12/2		4.26	.271	144	121	1.19	5.20	4.37	26	0.81				— ( -68-26)
'70	17-14-0	.548	255.0	18/3		3.28	.249	147	96	1.53	5.19	3.39	19	0.61				.950 ( -58-29)
'69	14-10-0	.583	213.7	10/5		2.95	.256	173	91	1.90	7.30	3.84	12	0.50				— (977-48-27)
'68	13-10-0	.565	202.0	/1		3.87	.275	186	83	2.24	8.29	3.70	9	0.39				— ( -54- )
'67	17-8-1	.673	218.0	/1		3.39	.216	189	96	1.97	7.80	3.96	11	0.42				
'66	12-14	.462	214.3	/2		3.99	.256	163	104	1.57	6.85	4.37	10	0.39				
'65	18-17	.514	303.0	/3		3.30	.214	256	148	1.73	7.60	4.40	16	0.46				
'64	16-12-1	.569	246.3	/1		4.24	.241	189	129	1.47	6.91	4.71	8	0.28				
'63	19-11	.633	254.0	/1		3.12	.214	245	102	2.40	8.68	3.61	7	0.23				
'62	11-6	.647	146.0	/1		3.51	.247	121	67	1.81	7.46	4.13	8	0.47				
'61	12-17	.414	260.0	/2		3.74		203	135	1.50	7.03	4.67						
'60	19-7	.731	221.3	/4		<b>2.60</b>	<b>.204</b>	183	106	1.73	7.44	4.31	7	0.27				
'59	17-6	.739	198.0	/2		2.67		154	79	1.95	7.00	3.59						
'58	17-8	.680	215.7	/4		3.42		237	129	1.84	<b>9.89</b>	5.38						
'57	16-10	.615	225.0	/3		<b>2.60</b>		193	117	1.65	7.72	4.68						
'56	10-9	.526	163.7	/1				125			6.87							
'55	7-10	.412	154.3	/2				146	94	1.55	8.51	5.48						
'54	12-13	.480	221.7	/0				107	118	0.91	4.34	4.79						
'53	16-7-1	.688	214.0	/1			.239	135	103	1.31	5.68	4.33						
'52	13-12	.520	223.0	/0				150	107	1.40	6.05	4.32						
'51	11-14	.440		/2														
'50	8-14	.364	192.0	/0				101	119	0.85	4.73	5.58						
'49	20-8	.714		/3														
'48	11-12	.478		/3														

Team records (post-1948) in **bold**



# Team Bests

## Batting Average

1. .334 .....	1989, '93, '97
4. .332 .....	1980
5. .323 .....	1994

## Runs Per Game

1. 9.24 .....	1958
2. 8.87 .....	1993
3. 8.24 .....	1994
4. 7.79 .....	2004
5. 7.76 .....	1989

## Hits Per Game

1. 11.35 .....	1997
2. 10.92 .....	1958
3. 10.79 .....	2002
4. <i>10.71</i> .....	<i>2008</i>
5. 10.56 .....	1989, '93, '95

## Doubles

1. 141 .....	2001
2. 131 .....	2000
3. 127 .....	1997
4. 125 .....	1993, '98, '02

## Triples

1. 41 .....	1994
2. 36 .....	1997
3. 34 .....	1995
4. 29 .....	1996
5. 26 .....	2003

## Home Runs

1. 73 .....	1998
2. 70 .....	1999
3. 69 .....	2004
4. 66 .....	1997
5. 64 .....	1993

## Home Runs Per Game

1. 1.26 .....	1998
2. 1.15 .....	1999
3. 1.10 .....	1997, 2004

## At Bats Per Home Run

1. 26.64 .....	1998
2. 28.71 .....	1999
3. 30.53 .....	1991
4. 30.63 .....	1993

## Slugging Percentage

1. .529 .....	1997
2. .519 .....	1993
3. .501 .....	1998
4. .489 .....	1995
5. .485 .....	1996

## Bases on Balls (since '69)

1. 391 .....	1989
2. 389 .....	1993
3. 342 .....	1992, '94
5. 338 .....	1990

## Times Hit By Pitch (since '78)

1. 130 (NCAA record) .....	2005
2. 126 .....	2004
3. 110 .....	2006
4. 75 .....	1993
5. 74 .....	2003

## Batters' BB-to-K Ratio (since '69)

1. 2.36 .....	1980
2. 1.69 .....	1982
3. 1.44 .....	1989
4. 1.28 .....	1979
5. 1.21 .....	1981

## At-Bats Per Strikeout (since '69)

1. 12.27 .....	1980
2. 9.09 .....	1982
3. 8.27 .....	1979
4. 7.89 .....	1989
5. 7.86 .....	2001

## On-Base Percentage (since '78)

1. .457 .....	1993
2. .433 .....	1989
3. .419 .....	1994
4. .407 .....	1990, '92, '04

## Sacrifice Flies (since '75)

1. 41 .....	2002
2. 39 .....	2004
3. 38 .....	1994
4. 35 .....	2000
5. 33 .....	2001
6. 32 .....	<i>2008</i>

## Sacrifice Bunts (since '75)

1. <i>69</i> .....	<i>2008</i>
2. 66 .....	2002
3. 65 .....	2006
4. 57 .....	1989
5. 54 .....	2003
6. 51 .....	2007

## Total Sacrifices (since '75)

1. 107 .....	2002
2. <i>101</i> .....	<i>2008</i>
3. 93 .....	2006
4. 80 .....	2003
5. 78 .....	2005
6. 77 .....	2004

## Stolen Bases

1. 127 .....	1993
2. 124 .....	1994
3. 119 .....	1992
119 .....	1989
5. 117 .....	1988, '90

## Stolen Base Pct. (since '75)

1. .855 .....	1987
2. .833 .....	1975
3. .808 .....	1980
4. .789 .....	1982
5. .784 .....	1985

## Innings Pitched

1. 584.1 .....	2002
2. 572.0 .....	2006
3. 557.1 .....	2005
4. 554.2 .....	2004
5. 554.0 .....	2003

## Victories

1. 51 .....	2004
2. 50 .....	2002
3. 49 .....	2001
4. 48 .....	1989, '92
6. 46 .....	1990, '93, '94, '00

## Regular-Season Victories

1. 46 .....	2004
2. 45 .....	2001
3. 44 .....	1990
4. 41 .....	1989, '91, '92, '99, '02, '06

## Reg.-Season Win Pct. (min. 30 GP)

1. .827 (45-9-1) .....	2001
2. .821 (46-10) .....	2004
3. .815 (44-10) .....	1990
4. .784 (29-8) .....	1980
5. .759 (41-13) .....	1992

## Complete Games (since '69)

1. 25 .....	1992
2. 24 .....	1984
24 .....	1973
4. 23 .....	1982
5. 21 .....	1975, '93, '01

## Shutouts

1. 12 .....	1996
12 .....	1989
3. 10 .....	1992
4. 9 .....	1991
5. 8 .....	2001

## Saves (since '76)

1. 18 .....	2006
18 .....	2003
18 .....	2002
4. 15 .....	2004
15 .....	2000
15 .....	1999

*2008 totals in bold italics*

## Earned-Run Average (since '57)

1. 2.60 .....	1960
2.60 .....	1957
3. 2.67 .....	1959
4. 2.83 .....	1975
5. 2.95 .....	1969

## Earned-Run Average (since '71)

1. 2.83 .....	1975
2. 3.00 .....	1990
3. 3.06 .....	1992
4. 3.22 .....	2001
5. 3.25 .....	1994

## Opp. Batting Average (since '57)

1. .204 .....	1960
2. .214 .....	1965
.214 .....	1963
4. .216 .....	1967
5. .227 .....	1975

## Opp. Batting Average (since '71)

1. .227 .....	1975
2. .239 .....	1992
3. .246 .....	2001
.246 .....	1990
5. .248 .....	2004

## Strikeouts Thrown

1. 504 .....	2006
2. 483 .....	2002
3. 479 .....	2003
4. 478 .....	1999
5. 456 .....	1998
6. 454 .....	2000

## Pitchers K-to-Walk Ratio

1. 2.92 .....	2001
2. 2.69 .....	2004
3. 2.50 .....	2000
4. 2.40 .....	1963
5. 2.24 .....	1968, '92, '98

## Strikeouts Thrown Per 9 Innings

1. 9.89 .....	1958
2. 8.68 .....	1963
3. 8.51 .....	1955
4. 8.38 .....	1999
5. 8.29 .....	1968

## Fewest Walks Allowed Per 9 IP

1. 2.48 .....	2001
2. 2.63 .....	2004
3. 2.82 .....	1994
4. 2.90 .....	1992
5. 3.00 .....	2000

## Fewest HRs Allowed Per Game

1. 0.16 .....	1975
2. 0.23 .....	1963
3. 0.26 .....	1990
4. 0.27 .....	1960
0.27 .....	1973

## Fewest Wild Pitches/Gm (since '69)

1. 0.39 .....	1993
2. 0.46 .....	2004
0.46 .....	1979
4. 0.47 .....	1982
5. 0.48 .....	'81, '88

## Fewest Hit Batters/Gm (since '73)

1. 0.12 .....	1979
2. 0.14 .....	1974
3. 0.16 .....	1982
4. 0.19 .....	1980, '83

## Fielding Percentage (since '82)

1. <i>.973</i> .....	<i>2008</i>
2. .972 .....	2006
3. .970 .....	2003
4. .967 .....	2004
5. .965 .....	1982, '92, '00

## Double Plays (since '69)

1. 67 .....	2005
2. 66 .....	2002
3. <i>65</i> .....	<i>2008</i>
4. 60 .....	1998
5. 59 .....	2004
6. 58 .....	1989

## Winning Percentage (min. 20 GP)

1. .952 (20-1) .....	1908
2. .913 (21-2) .....	1907
3. .864 (19-3) .....	1910
4. .826 (19-4) .....	1922
5. .810 (51-12) .....	2004
6. .800 (20-5) .....	1906
7. .793 (46-12) .....	1990
8. .792 (19-5) .....	1912
9. .786 (49-13-1) .....	2001
.786 (16-4-1) .....	1902
11. .784 (29-8) .....	1980
12. .762 (48-15) .....	1992
13. .773 (17-5) .....	1903, '11, '14
16. .750 (24-8) .....	1928
.750 (19-6-1) .....	1929
18. .742 (46-16) .....	1993, '94

## Single-Season Winning Streaks

23 games .....	March 26-April 25, 2006
18 games .....	April 7-28, 1991
17 games .....	March 24 – April 14, 2003
17 games .....	April 20 – May 21, 1907
16 games .....	April 11 – May 4, 2002
16 games .....	April 4-25, 2001
16 games .....	April 24 – May 20, 1988
15 games .....	May 4 – June 7, 1910
14 games .....	April 7-21, 1993

## Winning Streak (two seasons)

21 games ..	May 31, 1906 – May 21, 1907
-------------	-----------------------------

## Scoring Streaks

231 games .....	2/26/99 – 5/4/02
215 games .....	5/11/02 – 5/3/06
133 games .....	2/24/95 – 3/9/97
121 games .....	4/23/30 – 5/26/37
103 games .....	5/25/07 – 5/17/12

## Best Undefeated Starts

17-0 .....	1907
13-0 .....	1908
9-0 .....	1960
8-0 .....	1909, '13
7-0 .....	1901, '22, '36

## Best 10-20-30-40 Game Starts

10-0 .....	1907, '08
9-1 ..	1902, '09, '10, '13, '15, '22, '36, '60, 2004

19-1 .....	1907, '08, '10
17-3 .....	1959, 2004
16-3-1 .....	2001

26-4 .....	2004
24-5-1 .....	2001
24-6 .....	1989, 2003
23-7 .....	1980, '90

34-5-1 .....	2001
32-8 .....	2004
31-9 .....	1989, '90, '94, '00, '03

## Quickest to 20-30-40 Wins

20-1 .....	1908
20-3 .....	2004
20-4-1 .....	2001

30-5 .....	2004
30-5-1 .....	2001
30-8 .....	1989

40-6-1 .....	2001
40-9 .....	2004
40-10 .....	1990

## One-Loss Streaks

25-1* .....	March 25 – April 29, 2006
23-1 .....	March 26 – April 23, 1998

## Games Over .500

+40 (51-11) .....	June 5, 2004
+36 (43-7-1) .....	May 5, 2001
+35 (45-10) .....	May 17, 1990
+34 (48-14) .....	May 25, 1992
+33 (49-16) .....	June 10, 2002
+30 (47-17-1) .....	April 20, 1989

\* Streak was 27-1-1 from 3/25 to 5/5/06



# 2009 UNIVERSITY OF NOTRE DAME BASEBALL SCHEDULE

## BIG EAST/Big Ten Baseball Challenge

Fri.	Feb. 20	7:30 pm
Sat.	Feb. 21	1:00 pm
Sun.	Feb. 22	1:00 pm

## Phoenix Classic

Fri.	Feb. 27	6:00 pm
Sat.	Feb. 28	TBA
Sun.	March 1	10:00 am

## Rice Classic

Fri.	March 6	1:00 pm
Sat.	March 7	1:00 pm
Sun.	March 8	Noon

Tues.	March 10	3:00 pm
Wed.	March 11	Noon

## Irish Baseball Classic

Thurs.	March 12	3:00 pm
Fri.	March 13	3:00 pm
Sat.	March 14	7:00 pm
Sun.	March 15	Noon

Tues.	March 17	5:05 pm
Wed.	March 18	5:05 pm
Fri.	March 20	5:05 pm
Sat.	March 21	1:05 pm
Sun.	March 22	1:05 pm
Tues.	March 24	5:05 pm
Wed.	March 25	5:05 pm
Fri.	March 27	3:00 pm
Sat.	March 28	1:00 pm
Sun.	March 29	Noon
Tues.	March 31	6:05 pm

Wed.	April 1	5:05 pm
Fri.	April 3	5:05 pm
Sat.	April 4	1:05 pm
Sun.	April 5	12:05 pm
Tues.	April 7	5:30 pm
Fri.	April 9	6:30 pm
Sat.	April 10	6:30 pm
Sun.	April 11	1:00 pm
Tues.	April 14	7:00 pm

Wed.	April 15	TBA
Fri.	April 17	6:05 pm
Sat.	April 18	3:05 pm
Sun.	April 19	1:05 pm
Tues.	April 21	7:00 pm
Wed.	April 22	6:05 pm
Fri.	April 24	6:30 pm
Sat.	April 25	4:00 pm
Sun.	April 26	1:00 pm
Tues.	April 28	6:05 pm
Wed.	April 29	6:05 pm

Fri.	May 1	6:05 pm
Sat.	May 2	1:05 pm
Sun.	May 3	1:05 pm
Fri.	May 8	6:05 pm
Sat.	May 9	1:05 pm
Sun.	May 10	1:05 pm
Tues.	May 12	TBA
Thur.	May 14	6:00 pm
Fri.	May 15	6:00 pm
Sat.	May 16	1:00 pm

Tues.-Sat.	May 19-23	TBA
Fri.-Mon.	May 29-31	TBA
Fri.-Mon.	June 5-7	TBA

vs. Ohio State (Knology Park)  
vs. Illinois (Progress Energy Park)  
vs. Purdue (Jack Russell Stadium)

vs. Gonzaga (Diablo Stadium)  
vs. Dayton (Diablo Stadium)  
vs. Creighton (Marich Field)

vs. Oral Roberts  
vs. Rice  
vs. Washington State

vs. Grambling  
vs. Grambling

vs. Illinois State  
vs. Texas Pan-American  
vs. Trinity  
Texas Pan-American

Ball State  
Valparaiso  
Seton Hall \*  
Seton Hall \*  
Seton Hall \*  
Central Michigan  
Oakland  
at Pittsburgh \*  
at Pittsburgh \*  
at Pittsburgh \*  
Michigan State

Toledo  
Villanova\*  
Villanova\*  
Villanova\*  
at South Bend Silverhawks (exhib.)  
at Cincinnati\*  
at Cincinnati\*  
at Cincinnati\*  
vs. Western Michigan  
(C.O. Brown Stadium)  
vs. Northwestern (U.S. Cellular Field)  
West Virginia\*  
West Virginia\*  
West Virginia\*  
at Michigan  
Michigan  
at Louisville\*  
at Louisville\*  
at Louisville\*  
Illinois-Chicago  
Bowling Green

Connecticut\*  
Connecticut\*  
Connecticut\*  
USF\*  
USF\*  
USF\*  
at Illinois State (Silver Cross Field)  
at St. John's\*  
at St. John's\*  
at St. John's\*

BIG EAST Tournament  
NCAA Regionals  
NCAA Super Regionals

Dunedin, FL  
St. Petersburg, FL  
Clearwater, FL

Tempe, AZ  
Tempe, AZ  
Phoenix, AZ

Houston, TX  
Houston, TX  
Houston, TX

San Antonio, TX  
San Antonio, TX

San Antonio, TX  
San Antonio, TX  
San Antonio, TX  
San Antonio, TX

Notre Dame, IN  
Notre Dame, IN  
Notre Dame, IN  
Notre Dame, IN  
Notre Dame, IN  
Notre Dame, IN  
Pittsburgh, PA  
Pittsburgh, PA  
Pittsburgh, PA  
Notre Dame, IN

Notre Dame, IN  
Notre Dame, IN  
Notre Dame, IN  
Notre Dame, IN  
South Bend, IN  
Cincinnati, OH  
Cincinnati, OH  
Cincinnati, OH

Battle Creek, MI  
Chicago, IL  
Notre Dame, IN  
Notre Dame, IN  
Notre Dame, IN  
Notre Dame, IN  
Ann Arbor, MI  
Louisville, KY  
Louisville, KY  
Louisville, KY  
Notre Dame, IN  
Notre Dame, IN

Notre Dame, IN  
Notre Dame, IN  
Notre Dame, IN  
Notre Dame, IN  
Notre Dame, IN  
Notre Dame, IN  
Joliet, IL  
Jamaica, NY  
Jamaica, NY  
Jamaica, NY

Clearwater, FL  
Campus Sites  
Campus Sites

\* - indicates BIG EAST Conference game  
all times local to the site  
home games in bold




**EDDY MENDIOLA**  
SENIOR • 1B/3B



**ERIC MAUST**  
JUNIOR • RHP  
2009 PRESEASON ALL-BIG EAST FIRST TEAM  
2008 ALL-BIG EAST SECOND TEAM



**EVAN SHARPLEY**  
SENIOR • 1B



**RYAN CONNOLLY**  
SENIOR • OF  
CAPTAIN



**SAM ELAM**  
SENIOR • LHP

