

NOTRE DAME

FIGHTING



IRISH



Mick Doyle

Senior • SS
Captain



Brian Dupra

Senior • RHP
Captain



Mik Aoki
Head Coach



Cole Johnson

Senior • RHP
2009 All-BIG EAST Second Team

2011
Baseball
und.com

NOTRE DAME®

Athletics by the numbers

26	National Championships (11 in football, seven in fencing, three in women's soccer, two in men's tennis, one in men's golf, men's cross country and women's basketball)
8	Conference championships won by Irish teams in 2009-10 (BIG EAST, Midwest Fencing Conference)
107	BIG EAST Conference championships won by Notre Dame in 15 seasons of league play
216	All-time Academic All-Americans, second most of any school, including six in 2009-10
90	Academic All-America honorees since 2000; no school has more
9	Irish programs which finished their 2009-10 campaign ranked
19	Notre Dame teams (out of 22) with a graduation rate of 100%
8	Irish athletic teams that earned a perfect score of 1,000 in the NCAA's Academic Progress Rate report in 2009-10, second-most in the Football Bowl Subdivision
14	Programs honored by the NCAA for Academic Progress Rate scores in 2009
3	Irish athletes who received the BIG EAST Scholar-Athlete Sport Excellence Award in 2009-10
5,631.25	Hours of community service completed by Notre Dame student-athletes during the 2009-10 school year




TABLE OF CONTENTS

THIS IS NOTRE DAME

Academic Excellence.....	2-3
Sports Medicine.....	4
Strength and Conditioning.....	5
University of Notre Dame.....	6-7
University Leadership.....	8-9
Athletic Facilities.....	10-11
Excellence On the Field.....	12
Excellence Off the field.....	13
Student Welfare and Development.....	14
Monogram Club.....	15
City of South Bend.....	16
Rockne Student Athlete.....	17
Baseball Facilities.....	18-19
Baseball Glossary From A to Z.....	20-32
This is BIG EAST Baseball.....	33
Louisville Slugger Ad.....	34

2011 SEASON PREVIEW

Numerical Roster.....	36
Alphabetical Roster.....	37
2011 Outlook.....	38-41
Media Information.....	42

STUDENT ATHLETES

Ty Adams.....	44
David Casey.....	45-46
Tommy Chase.....	47
Frank DeSico.....	48
Mick Doyle.....	49-50
Brian Dupra.....	51-53
Matt Grosso.....	54
Will Hudgins.....	55
Joe Hudson.....	56
Dustin Ispas.....	57
Cole Johnson.....	58-60
Charlie Markson.....	61
Cameron McConnell.....	62-63
Todd Miller.....	64-65
Adam Norton.....	66
Herman Petzold.....	67
Ryan Richter.....	68
Alex Robinson.....	69
Steve Sabatino.....	70
Matt Scioscia.....	71-72
Greg Sherry.....	73-74
Joe Spano.....	75
Joe Spizzirri.....	76
Patrick Veerkamp.....	77
Breck Ashdown.....	78
Bret Basilone.....	78
Sean Fitzgerald.....	78
Donnie Hissa.....	78
Eric Jagielo.....	79
Forest Johnson.....	79
Trey Mancini.....	79
Anthony McIver.....	79
Ricky Palmer.....	80
Chris Reinhart.....	80
John Rodgers.....	80
Dan Slania.....	80

COACHES

Head Coach Miki Aoki.....	82-83
Assistant Coach Joe Hastings.....	84
Assistant Coach Jesse Woods.....	85
Volunteer Assistant Chuck Ristano.....	86
All-Time Assistant Coaches.....	87
Support Staff.....	87
Adidas.....	88

2010 SEASON IN REVIEW

2010 Review.....	90-91
2010 Overall Statistics.....	92
2010 BIG EAST Statistics.....	93
2010 Miscellaneous Statistics.....	94-95
2010 Game Superlatives.....	96
2010 Results.....	97
BIG EAST Season In Review.....	98

2011 OPPONENTS

2011 Opponents.....	100-106
BIG EAST Championship.....	107
On the Road with the Irish.....	108

HISTORY & RECORDS

Irish Baseball History.....	110-113
NCAA History.....	114-117
2002 College World Series.....	118-119
All-Americans.....	120-123
Honors and Awards.....	124-126
Irish In The Pros.....	127
Irish In The MLB Draft.....	128-134
Current Irish Players In Pro Ball.....	135
Irish In The World Series.....	136-138
All-Time Roster.....	139-151
All-Time Numerical Roster.....	152-153
Yearly Won-Loss Records.....	154-155
All-Time Series Records.....	156
All-Time Series Results.....	157-165
Year-by-Year Results.....	166-184
Conference History.....	185
Notre Dame Starting Lineups.....	186-188
Year-by-Year Leaders.....	189-190
Season Leaders.....	191-194
Career Leaders.....	195-197
Bests Since 1995.....	198
Single-Game Records.....	199-200
Eck Stadium Records.....	201-202
BIG EAST Bests.....	203
Class Records.....	204
Team Year-by-Year Stats and Records.....	205-208



MEDIA INFORMATION

The Notre Dame Media Relations Office is always interested in assisting members of the media in their coverage of the Irish baseball team. Publicity and media information for the Notre Dame baseball team is handled by assistant media relations director Michael Bertsch.

Photographs, feature ideas and results are available to the media. For baseball information and interviews, please contact Bertsch at (574) 631-8642. Requests to interview coaches and student-athletes must be arranged through the SID office and should be made at least 24 hours in advance.

CREDITS

The Notre Dame Baseball Guide was written and edited by Michael Bertsch with editorial assistance from assistant media relations director Sean Carroll, media relations intern Brent Henningfeld and former media relations student assistant Sam Houland. Graphic design, typography and layout by Dave Scholtes, Ave Maria Press, Notre Dame, Ind. Inside and outside cover design by Dave Scholtes of Ave Maria Press.

Cover photos by Matt Cashore and Aaron M. Sprecher. Interior action photos by Pete LaFleur, Matt Cashore, Heather Gollatz, Kevin Burke, Mike Bennett, Aaron M. Sprecher and Joe Raymond. University photos by Notre Dame Photographics and Mike Bennett. Historical photographs and research provided by Cappy Gagnon. Printed by Ave Maria Press in Notre Dame, Ind.

Exceptional Education

Since its founding, Notre Dame has stressed mixing academics with faith and has done so while becoming one of the top institutions of higher learning in the nation. Featuring five undergraduate colleges (Arts and Letters, Science, Architecture, Engineering and Business), the First Year of Studies, the Graduate School and the Law School, the University finds itself attracting some of the top students and faculty in the country. Students also participate in cutting edge research and diverse study abroad opportunities, enabling Notre Dame to offer one of the top academic experiences in the world.

1

Ranking of the Mendoza College of Business by *BusinessWeek*, in its annual survey of undergraduate business programs.

22

Ranking of the Notre Dame Law School by *U.S. News and World Report*.

42

National Endowment for the Humanities fellowships won by faculty in the College of Arts and Letters, more than any other university in the nation.

5

Publications in which the University of Notre Dame is ranked among the top 25 institutions of higher learning (*U.S. News and World Report*, *Princeton Review*, *Time*, *Kiplinger's* and *Kaplan/Newsweek*).



Academic Services — for — Student-Athletes

First Year of Studies

The First Year of Studies program provides all first-year students with the opportunity to gain a wide-ranging liberal arts background before choosing a specific major within Notre Dame's five undergraduate colleges. A progressive advising program for all student-athletes enables the University to follow the academic progress of all student-athletes on a regular basis. Key to the program is the fact that it is not run by the athletics department but by the University administration.

Student-Athlete Success

Notre Dame expects the best out of its student-athletes just as it does of every other student on campus. Notre Dame has had unprecedented academic success among its athletes, consistently ranking among the top NCAA Football Bowl Subdivision schools in graduation rates and academic progress. With more Academic All-Americans than any other school since 2000, Irish athletes have shown themselves capable of performing in the classroom while competing on the field at an elite level.

14

Programs honored by the NCAA for Academic Progress Rate scores in 2010, more than any other of the 120 Football Bowl Subdivision universities. The APR measures multi-year academic success by team members.

8

Irish teams which recorded a perfect score of 1,000 in the NCAA's 2010 Academic Progress Rate report, more than any other Football Bowl Subdivision institution. Notre Dame also had 13 additional programs with scores of 990 or better and all 26 varsity teams placed above NCAA standards.

19

Programs which achieved a perfect 100 percent graduation rate according to the NCAA's Graduation Success Rate, second most among Football Bowl Subdivision institutions.

100

Federal graduation rate percent achieved by nine Irish teams, according to the latest NCAA figures. Notre Dame had 11 teams ranked first in their respective sport.

.863

Percentage of Irish varsity sports (19 of 22) to achieve a perfect 100 percent graduation rate according to the NCAA's Graduation Success Rate. Notre Dame was one of only 10 institutions with more than half its programs achieving a 100 percent graduation rate and no other school saw more than 80 percent of its programs achieve a perfect score.

1

According to 2009 NCAA Graduation Success Rate results, Notre Dame ranked first in the nation in graduation rates among all student-athletes (99 percent), male student-athletes (98 percent), female student athletes (100 percent), black student-athletes (97 percent) and football student-athletes (96 percent).

Sports Medicine

While no athlete plans on an injury, Notre Dame is prepared with one of the top sports medicine teams in the country to help keep its athletes fit and ready to compete. With training facilities in the Joyce Center, Notre Dame Stadium and the Guglielmino Athletics Complex, the training staff is always there to care for athletes. With approximately 225 years combined experience on the full-time staff, Notre Dame also boasts a partnership with the renowned South Bend Orthopaedics to provide first-class care.

14

Total sports medicine staff members. Head athletic trainer Jim Russ leads three associate trainers, eight assistant trainers and two physical therapists.

8,500

Square feet of cutting-edge sports medicine technology, including two 3,500-gallon therapy pools, a full x-ray unit and an MRI machine.



Sports Nutrition

Notre Dame has incorporated Erika Whitman, a full-time sports dietitian, as a part of its Strength and Conditioning staff. Whitman continually provides accurate and up-to-date nutrition education to student-athletes and coaches. Including nutrition as an integral component of all training programs enables Irish athletes to achieve optimal health and maximize performance.

1

Notre Dame is one of only 17 Football Bowl Sub-division schools to employ a full-time sports dietitian in its athletics department.



Strength and Conditioning

The task of keeping athletes in top physical condition is up to the strength & conditioning staff. The strength and conditioning staff knows the demands of competing on an elite level and is committed to ensuring Irish athletes are always in the best possible condition. From weight lifting to wind sprints and from warming up to cooling down, the strength and conditioning staff has every aspect covered.

10

Full-time employees working with Irish varsity athletes. Notre Dame's Olympic sports teams are led in the weight room by director of strength and conditioning Tony Rolinski and his staff.

25,000

Square feet in the Haggard Fitness Complex, which is located in the Guglielmino Athletics Complex, including a weight room, a 45-yard artificial turf agility field, a Gatorade hydration station, six plasma TVs and a 28-speaker sound system.



The University of Notre Dame

When Father Edward F. Sorin started his school in the northern Indiana wilderness, he had only \$300, three log buildings badly in need of repair and a far-sighted vision of establishing a liberal arts school to meet the growing educational needs of the frontier. He dreamed of building a great university, and in 1842, he founded the University of Notre Dame du Lac.

Over the years, the University of Notre Dame du Lac would evolve into a preeminent place for Catholic thought. While becoming one of the top undergraduate institutions in the country, Notre Dame has also been at the cutting edge of research, including such innovations as the transmission of wireless messages and the development of synthetic rubber. The University also has stressed residential life, with four of five students living on campus. Students come to Notre Dame not only to learn how to think, but to learn how to live, keeping faith with the vision of Father Sorin.

1842

The University of Notre Dame was founded by Rev. Edward F. Sorin, C.S.C., as an independent, national Catholic university adjacent to South Bend, Ind., on St. Mary's and St. Joseph's Lakes.

11,731

Total enrollment at the University of Notre Dame, with 8,363 undergraduate students.

23.9

Karat gold in the famed Golden Dome, which tops the Main Building at the heart of campus.

4

Notre Dame's ranking by *Princeton Review* in a list of "Dream Schools" which takes into account academics and student life, among other attributes.



Student Body

Notre Dame is one of a handful of universities with a truly international student body, coming from more than 100 nations and all 50 states. The most recent freshman class featured 89 percent of students in the top 10 percent of their high school class. In addition, there are no fraternities or sororities at Notre Dame, with the school's 28 residence halls housing more than 80 percent of the student body, serving as the focal point of social, religious and athletic activities.

95

Graduation rate percentage among Notre Dame students, third in the nation behind only Harvard and Princeton.

95

Retention rate between freshman and sophomore year which thanks to the University's renowned First Year of Studies Program, ranks among the highest in the country.

80

Percent of Notre Dame students who reside in one of 28 on-campus residence halls, where approximately 40 Holy Cross religious leaders provide pastoral assistance.

50/100

States and countries, respectively, which Notre Dame students call home.



Rev. John I. Jenkins, C.S.C.

President

Rev. John I. Jenkins, C.S.C., took office as the 17th president of the University of Notre Dame on July 1, 2005. He was elected by the University's Board of Trustees to a five-year term April 30, 2004.

An associate professor of philosophy and member of Notre Dame's faculty since 1990, Father Jenkins had served as a vice president and associate provost at the University from July 2000 until becoming president.

Prior to his service in the provost's office, Father Jenkins had been religious superior of the Holy Cross priests and brothers at Notre Dame for three years. As religious superior, he was a Fellow and Trustee of the University.

Father Jenkins specializes in the areas of ancient philosophy, medieval philosophy and the philosophy of religion. He is the author of *Knowledge and Faith in Thomas Aquinas*, published by Cambridge University Press in 1997.

Father Jenkins earned degrees in philosophy from Oxford University in 1987 and 1989. He earned his master of divinity degree and licentiate in sacred theology from the Jesuit School of Theology in Berkeley, Calif., in 1988. Prior to entering the Congregation of Holy Cross, he earned bachelor's and master's degrees in philosophy from Notre Dame in 1976 and 1978, respectively.

Father Jenkins was ordained a priest in Notre Dame's Basilica of the Sacred Heart in 1983. He served as director of the Old College program for Notre Dame undergraduate candidates for the Congregation of Holy Cross from 1991 to 1993.

A native of Omaha, Neb., Father Jenkins was born Dec. 17, 1953.

Notre Dame Administration

President: **Rev. John I. Jenkins, C.S.C.**

Provost: **Thomas G. Burish**

Executive Vice President: **John Affleck-Graves**

Vice President and Senior Associate Provost: **Christine Maziar**

Vice President and Associate Provost: **Donald B. Pope-Davis**

Vice President and Associate Provost: **Dennis C. Jacobs**

Vice President and Associate Provost for Internationalization: **J. Nicholas Entrikin**

Vice President for Student Affairs: **Rev. Thomas P. Doyle, C.S.C.**

Vice President for University Relations: **Louis M. Nanni**

Vice President for Research: **Robert J. Bernhard**

Vice President and General Counsel: **Marianne Corr**

Vice President for Business Operations: **James J. Lyphout**

Vice President and Chief Investment Officer: **Scott C. Malpass**

Vice President for Public Affairs and Communications: **Janet M. Botz**

Vice President for Finance: **John A. Sejdinaj**

Vice President and Chief Information Officer: **Ronald Kraemer**



Thomas G. Burish
Provost



John Affleck-Graves
Executive Vice President



Richard C. Notebaert
Chairman, Notre Dame
Board of Trustees



Patricia Bellia
NCAA Faculty Representative



Jack Swarbrick

Director of Athletics

John B. "Jack" Swarbrick Jr., a University of Notre Dame graduate who rose to national prominence as a lawyer, consultant and executive in the collegiate and Olympic sports industries, is in his third year in 2010-11 as director of athletics at his alma mater.

Among Swarbrick's athletics initiatives are meeting the performance needs of Notre Dame student-athletes through establishment of a new sports performance division, reaching out to more former Irish student-athletes via the Notre Dame Monogram Club and other programs, utilizing emerging digital technologies to deliver better information on and access to Notre Dame athletic programs via expanded production and distribution of programming, and restructuring Notre Dame's approach to sport administration through assignment of a unique administrator to each of the 26 Irish sports.

The past two years combined in Notre Dame athletics have featured 68 All-Americans, 14 Academic All-America selections and four NCAA Post-Graduate Scholarship winners; record involvement in community service hours by Irish student-athletes; NCAA runner-up team finishes in 2010 men's lacrosse,

2009 fencing and 2008 women's soccer; NCAA semifinal appearances in 2009 and 2010 women's tennis and 2009 women's soccer, plus a 2010 third-place fencing finish; the hiring of new Irish head football coach Brian Kelly to start the 2010 season; the decision to build a new, freestanding ice hockey arena, scheduled to open for the 2011-12 season, plus the 2009-10 dedications of new facilities for soccer and lacrosse – as well as opening of the new Purcell Pavilion within the south dome of the Joyce Center, and 15 BIG EAST Conference titles along with four other league crowns in hockey, men's lacrosse and fencing.

Notre Dame ranked number one in the country (among Football Bowl Subdivision schools) in the two most recent Graduation Success Rate (GSR) surveys -- in 2009 with a 99 (including a 97 score in football that also ranked number one).

Born in Yonkers, N.Y., and raised in Yonkers and Bloomington, Ind., Swarbrick is a 1976 magna cum laude graduate of Notre Dame with a bachelor's degree in economics. Upon graduating from Stanford University Law School in 1980, he returned to Indiana to accept a position as an associate in the Indianapolis law firm Baker & Daniels. He made partner in 1987 and spent 28 years overall with the firm.

As a member of the Indiana Sports Corporation, including the chairmanship from 1992 to 2001, Swarbrick led most of the city's successful proposals to a wide array of athletics organizations – from the National Football League to the United States Olympic Committee to the Big Ten Conference. His leadership efforts resulted in the city earning the right to play host to the 2012 Super Bowl in Indianapolis at Lucas Oil Stadium; becoming the home of the National Collegiate Athletic Association national headquarters in 1999; hosting the 1987 Pan American Games, 1991 World Gymnastics Championships, NCAA Men's Basketball Final Fours and other college championship competitions and an array of national and world championships in Olympic sports.

Swarbrick's practice at Baker & Daniels focused on the representation of owners of sports teams and organizations that sanction or conduct athletic competitions. He served as general counsel for numerous national governing bodies of Olympic sports, including USA Gymnastics and USRowing, and as a consultant to the 1996 Summer Olympic Games in Atlanta.

In his work as an advisor to the NCAA, Swarbrick coordinated the men's College Basketball Partnership, an NCAA-led group that addresses the opportunities and challenges in the sport, and developed the business plan for the new NBA/NCAA youth basketball enterprise, iHoops. In 2000 Swarbrick received one of the NCAA's highest honors, The Flying Wedge Award, for his work in establishing Indianapolis as the new home of the NCAA. In 2001 the State of Indiana presented him with the Sagamore of the Wabash Award.

Born March 19, 1954, Swarbrick was named Notre Dame's 12th athletics director on July 16, 2008. He and his wife, Kimberly, are the parents of four children: Kate, a 2010 graduate of St. Louis University; Connor, a senior at Wake Forest University; Cal, a freshman at TCU; and Christopher, a high school senior.



Homes of the Fighting Irish

In the midst of a master plan that will touch nearly every varsity team, Notre Dame has shown its commitment to providing athletes with the best possible facilities to help them compete on a national level. From new facilities to the extensive renovation of existing ones, Notre Dame is committed to giving Irish athletes every edge imaginable. The plan will result in a drastically altered footprint on the south-east corner of campus, creating an athletics quad that will give every Irish athlete a place they will be proud to call home.

6

New facilities which have opened their doors in the past five years, including the Guglielmino Athletics Complex (housing football offices and locker room, a new weight room and new sports medicine facilities), the LaBar Practice Complex (featuring two Field Turf fields and one natural grass field) and Melissa Cook Stadium (home of the Irish softball team). Three facilities opened during the 2009-10 school year: Alumni Stadium (home to men's and women's soccer), Purcell Pavilion (renovation and expansion of men's and women's basketball arena) and Arlotta Family Stadium (home of men's and women's lacrosse).

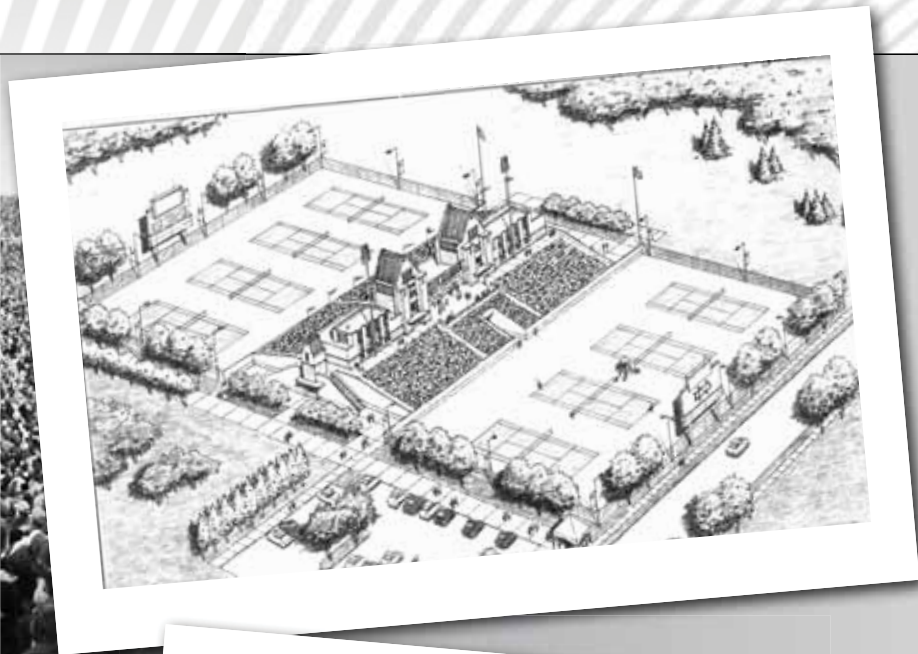
26.3

Million dollars spent on Purcell Pavilion for additions and renovations to the Joyce Center Arena. Purcell Pavilion at the Joyce Center features a three-story addition with club seating, a hospitality area, additional area for restrooms and concessions, as well as new space for the Varsity Shop and the Notre Dame ticket office.

3

Facilities which are still on the master plan to create a comprehensive athletic quad. The hockey program, the tennis squads and the rowing team all will receive new facilities in the near future.





Championship Teams

Notre Dame prides itself on competing with the best in every sport it fields. Eight different programs have won national championships since Notre Dame began its first varsity team, football in 1887. With more consensus national championships in football than any other school, other programs have begun to emerge on the national scene in the 15 years since Notre Dame joined the BIG EAST Conference.

25

National championships (11 in football, seven in fencing, two in women's soccer, two in men's tennis, one in men's golf, men's cross country and women's basketball) won by Notre Dame.

107

BIG EAST Conference championships won by Notre Dame in 15 seasons of league play.

8

Conference championships won by Irish teams during the 2009-10 year (six BIG EAST plus two Midwest Fencing Conference championships).



Championship People

To measure the success of Notre Dame's determination to have both academic and athletic success, one needs only to look at the numbers. From Academic All-Americans to BIG EAST Conference Academic All-Stars, Notre Dame continues to set the bar nationally.

216

All-time Academic All-Americans produced by Notre Dame, second most of any university.

90

Academic All-Americans since 2000, no school has more.

2



Irish teams which have produced more Academic All-Americans than any other school in their respective sports – baseball and women's soccer.

6

Notre Dame Academic All-Americans in 2009-10: Tim Abromaitis (men's basketball), Mike Anello (football), Cosmina Ciobanu (women's tennis), Lauren Fowlkes (women's soccer), Christine Lux (softball) and Michael Thomas (men's soccer).

48

Notre Dame NCAA postgraduate scholarship recipients since 1964.



Irish in the Community

In addition to academic success, Notre Dame emphasizes giving back to the community as well. Notre Dame athletes have participated in countless service projects through the years, benefiting the Notre Dame and South Bend communities and beyond. Team and individual projects have allowed Irish athletes to see the positive impact they have in the lives of others and learn how to use their talents to benefit those in their communities.

6,000

Hours of community service completed by Notre Dame student-athletes during the 2009-10 school year.

5,000

Number of people directly impacted by Notre Dame student-athletes through community service work in 2009-10 by assisting over 50 local and national non-profit organizations and agencies.

1,300

Community service hours completed by Fighting Irish football team in June 2010. Sixty-five members of the team spent two hours five days a week during the first two weeks of June at local Boys and Girls Clubs, children learning centers and other organizations helping South Bend area youths.



An Exclusive Club

The Notre Dame Monogram Club was founded by athletics director Jesse Harper in 1916 to bring together varsity letterwinners to promote spirit, unity, leadership and sportsmanship. Today's active members help keep past athletes connected to Notre Dame and the current student-athletes. In addition to helping contribute to scholarships, the Monogram Club has helped contribute to new facilities, especially the renovation of Heritage Hall and the Monogram Room, located in the Joyce Center.

2

Post-Graduate scholarships awarded by the Monogram Club in 2010. Men's basketball's Tim Andree and women's tennis' Cosmina Ciabanu earned the second annual grants. Andree will begin law school in the fall while Ciabanu will attend medical school in California.

3,695

Active members in the Monogram Club through the 2009-10 year. The contributions of active members entitle them to *Inside Irish*, a magazine for members; the annual Riehle Open golf outing; football tickets and makes their children eligible for the Brennan-Boland-Riehle Scholarship.

2.5

Million dollars which have been contributed to the Brennan-Boland-Riehle Scholarship fund, which benefits the children of former Notre Dame athletes who attend the University.



Notre Dame's Neighbor

Located adjacent to South Bend, Ind., the University of Notre Dame has always acknowledged its place in a greater community. Sitting between South Bend and Mishawaka in northern Indiana, Notre Dame has benefited the area in ways unimaginable, especially when it comes to Notre Dame football weekends. It is estimated that the average football weekend brings approximately \$6.2 million dollars to the surrounding community. In addition to the financial aspect, Notre Dame feels truly invested in the surrounding community, with students participating in countless service projects to benefit the greater South Bend area.

316,663

Population of the South Bend-Mishawaka area.

5.5

Millions of dollars in voluntary contributions over the next 10 years from the University of Notre Dame to the cities of South Bend and Mishawaka, the town of Roseland and to St. Joseph County.



24

Football legends enshrined in South Bend's College Football Hall of Fame in the summer of 2010, including former Heisman Trophy winner Tim Brown. The College Football Hall of Fame was constructed in downtown South Bend in 1995 and features what is regarded as one of the most interactive museums in the world.

1,900

Feet runs the East Race Waterway, the first man-made waterway rapids facility in North America. The East Race hosted the 2004 U.S. Olympic Trials for kayak.





GIVE A GIFT *and* LEAVE A LEGACY

Over 650 student-athletes on 26 varsity teams excelling in academics, spirituality, community service and athletics - all made possible courtesy of the generous alumni, parents and friends who support Notre Dame's first athletics annual fund – the Rockne Heritage Fund.

The culmination of these gifts assists the University in underwriting athletics scholarships that are the lifeblood of every program that wants to recruit the best and the brightest and compete for national championships.

Our work has just begun. Scholarships are one of the largest line items in the department of athletics operating budget, accounting for roughly \$14 million annually.

Director's Circle

Members donating to the Rockne Heritage Fund at the \$1,500, \$5,000, \$10,000 and \$25,000 levels, receive a corresponding benefits package.

For more information on the attractive football ticket benefit, visit our website: und.com/rockneheritagefund.

Make a Gift Today

- Send a check payable to the Rockne Heritage Fund; P.O. Box 519; Notre Dame, IN 46556.
- Visit online: supporting.nd.edu and include "Rockne Heritage Fund" in the comments section.
- Specify if your employer has a matching gift program.
- Notre Dame employees may request a payroll deduction form.
- All contributions to the Rockne Heritage Fund are credited toward eligibility in the football ticket lottery.

Contact Information

Maureen L. McNamara · Assistant Athletics Director

574.631.9443 · rocknedc@nd.edu · und.com/rockneheritagefund



SUPPORTING THE SPIRIT OF
NOTRE DAME CAMPAIGN
2004 – 2011

Irish Baseball Facilities

Notre Dame's 18-year-old Frank Eck Stadium has taken its place alongside some of the finer baseball facilities in the nation.

Upon its opening in 1994, the 2,500-seat stadium became the latest jewel among Notre Dame's ever-expanding athletic facilities. Located on the southeast corner of campus, Eck Stadium has become a favorite with the Irish – as Notre Dame posted a 365-108-2 home mark (for an .771 winning percentage) during the 1994-2010 seasons.

The 2006 season featured a record-setting, season-long turnout at Eck Stadium – with the average of 2,514 fans per game including seven of the eight largest crowds in the stadium's history. A sampling of the teams from the May 7, 2006, edition of *Baseball America's* top-25 poll showed that Notre Dame's record-setting home attendance average ranked 11th-highest among those elite top-25 teams.

Plans to build the stadium were announced June 7, 1991, thanks to a generous gift to the University by alumnus Frank Eck and his company, Advanced Drainage Systems, Inc., of Columbus, Ohio. Eck was the firm's chairman and chief executive officer. He graduated in 1944 with a degree in chemical engineering and later endowed a collection in that field at Notre Dame's Hesburgh Library.

Eck also underwrote construction of the Eck Tennis Pavilion, an on-campus indoor tennis facility completed in 1987. His most recent campus project was the much-anticipated Eck Center, a multi-use facility that opened in 1999 and houses a greatly expanded Hammes Notre Dame Bookstore, headquarters for the Notre Dame Alumni Association and the campus visitors' center. The Eck Center is located near the south-central edge of campus, adjacent to the Morris Inn.

Eck Stadium includes spacious home and visitor locker-room areas, meeting rooms and coaching facilities for each team. The stadium also houses a beautiful press box overlooking home plate and the 2,500-seat grandstand. The stadium is illuminated by a state-of-the-art lighting system, allowing for night play.

Several Stadium renovations and additions have been completed since the end of the 1999 season, with more plans in the works for coming years. Most notably, a spacious indoor pitching and batting cage facility – outfitted with clay mounds in two of the three batting tunnels – was completed prior to the 2000 season. The stadium sound system was upgraded with the latest technology while an enclosed, sound-resistant radio booth was constructed within the Eck Stadium press box and a full-function message board was added in 2001.

At the 1995 Notre Dame alumni game, the University officially named Eck Stadium's playing surface Jake Kline Field, in honor of the program's winningest coach. Kline won 558 games in his 42-year career (1934-75).




Frank Eck



Paul O'Toole homered in all three of Notre Dame's 1999 NCAA Tournament games at Eck Stadium.



Notre Dame has celebrated wins in nearly 81 percent of its games at Eck Stadium in the past 14 seasons (327-79-1).



A new era at Frank Eck Stadium began in January of 2000, as a 9,000-square foot **indoor hitting and pitching facility** was completed in time for preseason workouts. The facility – located adjacent to the leftfield line – includes: wall-to-wall artificial turf floor; three full-length batting tunnels; two regulation clay pitching mounds (above right) within the tunnels; a one half-cage with clay home plate area for catchers drills; and an “Iron Mike” pitching machine, with automatic ball feeder and remote control. The 120 x 80 facility includes men’s and women’s restrooms and a classroom for video analysis. The building is outfitted with complete central air conditioning and heating, plus a lighting setup that matches Major League standards. A final addition is six cardiovascular exercise machines—including two stair masters, three stationary bicycles and a treadmill—which allow maximum conditioning opportunities. The Irish combine use of the new indoor facility (for pitching, hitting and catching) with the existing Loftus Center (used primarily for defensive fundamentals and baserunning).



Eck Stadium boasts one of the finest press box facilities in the nation. Located directly behind home plate, the press box can be outfitted to comfortably seat 25 staff and media members. The press box provides a panoramic view of Eck Stadium, in addition to the outlying athletics fields that feature practice sessions and games involving the Irish football, soccer, lacrosse and track and field teams. Other amenities within the press box include a restroom and storage area, plus a series of video monitors that provide real-time game stats and updated season stats for each player as the game progresses. One other addition beginning with the 2000 season was an enclosed, near-soundproof radio booth within the press box.

► Eck Stadium – with its distinctive tree-lined outfield – is the place to be on a warm spring day. It seats 2,500 spectators and has played host to a number of important conference and national matchups during its first 17 seasons.

► Notre Dame has ranked among the national attendance leaders every year since 2002 (average attendance of 1,379) – followed by 1,143 in '03, 1,762 in '04, 1,990 in '05, 2,513 in 2006 (Eck Stadium record), 1,958 in '07, 1,260 in '08, 1,342 in '09 and 1,085 in '10.

► Seven of the top eight Eck Stadium crowds all came in the 2006 season vs.: Rutgers (3,507), then 3,221 and 3,275 in that April 21-23 series), Louisville (3,185; May 7), St. John's (3,052 doubleheader and 3,101 in series finale, on April 13 and 15), and vs. Pittsburgh (3,028; March 31).

► The stadium record was set in 2007 when 3,927 watched the Irish rout WVU on April 21. Other top crowds have included: 2,900 vs. Arizona State (April 26, 2002); 2,839 vs. Connecticut (May 19, 2007); 2,816 vs. Connecticut (April 26, 2003); 2,714 vs. Louisville (May 6, 2006); 2,631 vs. Connecticut (May 18, 2007) and 2,606 vs. Oakland (May 10, 2005).

Frank Eck Stadium will under go significant renovations over the next two seasons. A new scoreboard will debut for the 2011 campaign, while construction on a brand-new, state of the art clubhouse began this winter.



The scoreboard at Eck Stadium received a face lift in 2001 with a state-of-the-art message board made possible by the generous gift of former Notre Dame catcher Jim Montagano and his parents Mr. and Mrs. Anthony Montagano of Elkhart, Ind. The Amber AF-4110 Galaxy 64-shade Message Center measures 24 by 144 feet, provides up to three lines of text and can process imported graphics and in-game statistics and display them by a multitude of animated patterns. The board also can display a running clock and serve as a marquee to promote events.



Eck Stadium's spacious clubhouse area is used year-round by the Irish baseball team. Adorned with full-size lockers for each player and coach, the clubhouse includes an entertainment center and lounge area, plus a room utilized as a staff lockerroom and office.

ECK STADIUM RECORD

1994.....	29-7 (.805)
1995.....	27-6 (.818)
1996.....	23-5 (.821)
1997.....	25-2 (.926)
1998.....	22-7 (.759)
1999.....	23-6 (.793)
2000.....	20-7 (.741)
2001.....	24-6 (.800)
2002.....	26-3 (.897)
2003.....	23-5 (.821)
2004.....	24-7 (.774)
2005.....	23-4-1 (.839)
2006.....	21-4 (.840)
2007.....	17-10 (.630)
2008.....	14-6-1 (.690)
2009.....	16-9 (.640)
2010.....	8-14 (.364)
Total....	365-108-2 (.771)



LOFTUS SPORTS CENTER

Notre Dame baseball players also utilize the indoor facilities of the Loftus Sports Center, located 300 yards north of “The Eck.” Dedicated in 1988, Loftus houses Meyo Field and the Hagar Fitness Complex, which augments weightlifting areas in both the Joyce Center and the Rockne Memorial Building as one of the most comprehensive free-weight lifting and exercise machine facilities in the country. Meyo Field is a 100-yard Prestige Turf field surrounded by a six-lane, one-fifth mile long track. The cutting-edge Prestige Turf field allows for fully simulated infield practice and the facility includes a netting system to handle indoor batting practice.

Notre Dame Baseball "By the Numbers"

3,927	Attendance for the 17-6 rout of West Virginia on April 21, 2007 (the largest crowd in Eck Stadium history)
3,654	All-time varsity baseball games
2,514	Record-setting average attendance at Eck Stadium during 2006 season
2,166	Innings played in center field by Steve Stanley during '99-'02 seasons (out of 2,191)
1892	First varsity baseball season
103.1	WHME 103.1 FM will broadcast all of the 2011 Notre Dame baseball season
1,032	Combined starts by the 2002 eight-member senior class
885	All-time Notre Dame baseball letterwinners
504	Record-setting strikeout total by 2006 staff
.444	Craig Cooper's career batting average in BIG EAST games (best in BIG EAST history)
425	Aaron Heilman's record-setting career K total
.406	Dan Peltier's Notre Dame record for career batting average
315	David Sinnes' Notre Dame strikeout record (pre-Heilman)
302	All-time Notre Dame opponents
256	Steve Stanley's streak of consecutive games started, second in NCAA history
239	Alec Porzel's record total for GP (prior to Stanley)
231	School-record scoring streak (1999-2002)
215	Scoring streak that ended in 2006
130	Notre Dame offense's hit-by-pitch total in '06 (school record)
118	Heilman's record season K total ('99, '00)
85	Winning seasons (out of 118)
73	Record-setting home run total by 1997 team
72.3	Team winning percentage in the 1990s

ACADEMIC EXCELLENCE – The Notre Dame baseball squad posted a 3.081 team grade-point average in the 2010 fall semester, led by 23 players at 3.0-plus. The Irish registered a perfect score of 100 in the most recent Graduation Success Rate (GSR) figures released by the NCAA (October 2010). Notre Dame also captured the 2009-10 BIG EAST Team Academic Excellence Award, which recognizes the highest collective grade-point averages in each conference sport. The Irish concluded the '09-10 year with a 3.117 grade-point average. Senior 1B/OF **Ty Adams**, senior RHP **Cole Johnson** and sophomore RHP **Patrick Veerkamp** all exceeded 3.750 and earned Dean's List. Irish players have earned CoSIDA Academic All-America honors 26 times since 1977, with an unmatched two honorees every year from 2000-03: 2B **Jeff Perconte** (3.76 GPA, economics/government major; Notre Dame Law grad) and LHP **Mike Naumann** (3.92, pre-professional science; three 4.0 semesters; Baylor Medical School) in 2000; Naumann (joining Perconte as elite first-teamer); and OF **Brian Stavisky** in '01; 3B **Andrew Bushey** (3.43, finance) and Stavisky (3.50, management) in '02; and 2B **Steve Sollmann** (3.30, marketing) and RHP **J.P. Gagne** (3.40, finance) in '03. Sollmann then earned first team honors in '04, capping his career with a 4.0 semester GPA, and SS **Greg Lopez** (3.39, pre-professional/anthropology; UTSA medical school) was a third team honoree in 2006. Shortstop **Brett Lilley** ('07) became the first Notre Dame baseball player to ever earn multiple first-team honors (3.81, accounting, in '07 and '08).

Top 2011 candidates include Johnson (3.680, science pre-professional studies/spanish), senior SS **Mick Doyle** (3.461, business administration), senior RHP **Todd Miller** (3.393, finance), junior RHP **Will Hudgins** (3.362, business administration) and senior RHP **Brian Dupra** (3.242, sociology/computer applications).

ALL-AMERICANS – Notre Dame players have combined for 46 major All-America awards (32 since 2000). RHP **Aaron Heilman** owns 12, twice named third team All-America by *Collegiate Baseball* while earning '99 honors from the American Baseball Coaches before being honored by CB, the ABCA, *Baseball America* and the National College Baseball Writers in 2000 and consensus honors in '01 (also *USA Today*). Third baseman **Brant Ust** was an ABCA, BA and NCBWA third team All-American in '98 while center-fielder **Steve Stanley** earned '01 honors from *USA Today* (2nd team) and BA (3rd), plus the consensus nod in '02. Pitchers **Chris Niesel** and **J.P. Gagne** joined 2B **Steve Sollmann** as NCBWA third team All-Americans in '03 (Niesel 2nd team from CB, Sollmann from ABCA) while 3B **Matt Macri** (2nd team) and closer **Ryan Doherty** (2nd/3rd) picked up multiple 2004 All-America honors. First baseman **Craig Cooper** received 2006 All-America honors from three sources while RHP **Jeff Manship** was a CB third team All-

ALUMNI AWARDS – Five with ties to the Irish baseball program recently have been recipients of awards from the Notre Dame Alumni Association. Former 1B/OF **Jim Gillis** ('51) received the 2003 Harvey Foster Award (given to athletes, or those in athletic endeavors, for distinguished civic/University activities). A longtime organizer for the Notre Dame Club of Los Angeles, Gillis served two terms on the Monogram Club board and is president and owner of Gillis Broadcasting (he served in the FBI, at the urging of the award's namesake Harvey Foster). Former SS/3B **Harry Durkin** ('53) received the 2003 Richard Rosenthal Award (exemplary activity by Alumni Association board members). The retired trial lawyer was president of the New Jersey and Fort Lauderdale (Fla.) Notre Dame clubs before representing Region 17 on the Alumni Association's Board of Directors (he also was the regional director of Notre Dame Senior Alumni). **Frank Eck** ('44) – benefactor of Notre Dame's baseball stadium and other campus facilities (see pp. 32-33) – received the 2003 Sorin Award (distinguished service to the University). Former Notre Dame pitcher **Angelo Capozzi** ('54) – co-founder of Rotoplast International reconstructive surgery – received the 2001 Dooley Award, recognizing his outstanding service to humankind with medical missions in underdeveloped countries. Most recently, former Notre Dame infielder **Jack Matthews** ('63) was honored with the Corby Award, in recognition of military service.



ALUMNI – Notre Dame's 885 baseball monogram winners include several in successful administrative careers: recently retired Notre Dame Alumni Association executive director **Chuck Lennon** (C; '60-'61); former Notre Dame assistant V.P. for special events **Jim Gibbons** (P/OF; '52-'53); former U.S. Congressman from Ohio **Ron Mottl** (RHP; '55); former Mid-American Conference commissioner **Rick Chryst** (OF; '81-'83); Xavier associate VP/AD **Mike Bobinski** (P; '78-'79); recent Indiana governor **Joe Kernan** (C; '67-'68); Major League Baseball executive **John McHale** (1B; '43); and former Notre Dame athletics director **Dick Rosenthal** (1B; '52-'53). Lennon (left) and Kernan are pictured above at Notre Dame's 2002 College World Series ring ceremony.

American. Most recently, OF **A.J. Pollock** earned 2009 third team All-America honors from Ping!Baseball.

ANSON – Brothers **Sturgis** and **Cap Anson** helped popularize baseball at Notre Dame in 1866 (Cap later was one of pro baseball's most dynamic players). Notre Dame began playing off-campus competition in 1888 and the first varsity game was April 21, 1892 (a 6-4 home victory over Michigan).

ATTENDANCE RECORDS – Fans flocked to Eck Stadium throughout the 2006 season as the Irish set Notre Dame baseball records for season overall (60,334) and average (2,514) attendance. Seven of the eight largest attendance numbers in Eck Stadium history – and 12 of the 25 biggest crowds – came through the turnstiles in 2006, including 3,507 for the Friday-night game versus Rutgers on April 21 (second most ever). A stadium record crowd of 3,927 watched Notre Dame rout West Virginia, 17-6, on April 21, 2007.



Capozzi



Durkin



BEATING NUMBER-1 – Notre Dame has defeated a #1 team five times in the NCAA's, including 10-4 and 3-1 wins at Florida State in the 2002 Super Regionals (pictured) and the College World Series rally over Rice (5-3). The Irish won at #1 Miami in the 1992 Atlantic Regional (6-3) and at #1 Clemson (8-1) in the '94 East Regional, plus two regular-season wins over No. 2 Miami (2-1 at UM in '92, 1-0 at Notre Dame in '99).

AVOIDING 0-and-2 – Prior to the pair of losses at the 2006 NCAA Lexington Regional, Notre Dame had played 35 straight postseason tournaments (conference and NCAA) without going 0-and-2. The Irish still have gone 0-2 at a postseason tournament only five times (of 46), also in the 1949 NCAA first round (vs. Wake Forest), the 1960 NCAA district playoffs (vs. Minnesota and Ohio State), the 2007 BIG EAST Tournament (vs. Rutgers and Villanova) and the 2008 BIG EAST Tournament (vs. USF and West Virginia). Notre Dame also has avoided 0-2 starts in 36 of the past 41 regular-season tournaments and at one point played 28 straight tourneys (regular-season and post-season) without starting 0-2 ('97-'02).

BACK-TO-BACK BATTING CHAMP – Notre Dame 1B/OF **Craig Cooper** in 2005 joined former Boston College player **Kevin Penwell** ('95, '96) as the only repeat batting champions in the history of BIG EAST baseball. Cooper led the BIG EAST in conference batting average for the 2004 season (.470) and then was the league's batting champion again in 2005 (.403). He then claimed an unprecedented third BIG EAST batting title in 2006 (.481) and finished as the BIG EAST's all-time leader in career conference batting average (.444; also .345 in 2003).

BRAGGING RIGHTS – Two former Arizona Diamondbacks had a rooting interest in the 2002 NCAA Regional game between Notre Dame and South Alabama, as **Craig Counsell** ('92) was a four-year starter with the Irish while **Luis Gonzalez** starred for the Jaguars. The two made a friendly wager and Gonzalez was forced to wear Notre Dame baseball apparel around New York City during a trip to the Big Apple.

COMMUNITY SERVICE – The Notre Dame athletics department honored one varsity team for community service excellence in 2005-06 and the Irish baseball team was the recipient of that inaugural trophy. The team members combined for nearly 200 hours of community service in the 2005-06 academic year, with activities including: the Buddy Walk to benefit children with Downs Syndrome; adopting a local South Bend-area family, through a Salvation Army program over the Christmas holidays; players donating their time during fall break while assisting in New Orleans with Hurricane Katrina relief efforts; and participation in the South Bend Reads program, the D.A.R.E. drugs and alcohol education program, the athletics department's annual Christmas party that provides an assortment of activities and games for young cancer patients, and the Student-Athlete Advisory Council's Shoebox Drive (benefitting a local homeless shelter).



CAPTAIN, MY CAPTAIN – Former OF **John Counsell** ('64) and his son **Craig** ('92) are the only father/son combination to captain the same team sport at Notre Dame (they are pictured left).

COACHING CONNECTIONS – Two recent Notre Dame assistant coaches – **Brian O'Connor** (University of Virginia) and **Cory Mee** (University of Toledo) – are serving as eighth-year Division I head coaches in the 2011 season while another recent Notre Dame assistant coach, **Terry Rooney**, embarks on his third year at Central Florida. Two recent Notre Dame players – **John Corbin** (Bradley) and **Javi Sanchez** (LSU) – currently are assistant coaches on the Division I level. **Eddie Smith** ('06) serves as a volunteer assistant at Virginia, while **Ross Brezovskiy** ('08) is the coordinator of baseball operations at LSU.

CONFERENCE CALL – Through 15 BIG EAST seasons, Notre Dame ranks first in the league with: a .673 overall winning percentage (612-296-4), a .666 BIG EAST regular-season winning percentage (244-122-2) and a .657 winning percentage in combined BIG EAST regular season and tournament games (275-143-2). The Irish also own the best BIG EAST Tournament winning percentage in the past 15 seasons (.596, 31-21). Notre Dame has totaled 90 BIG EAST series wins, 145 series ties and only 33 series losses, heading into '11. The Irish were swept in only three BIG EAST double-headers from 1996-'01– including 34 straight twin-bills without an opponent sweep – with an overall record of 53 BIG EAST doubleheader sweeps, 35 splits and only 13 opponent sweeps. Notre Dame has played 70 BIG EAST series at Eck Stadium, winning 49 (eight ties). Notre Dame's BIG EAST dominance from '99-'06 produced a 149-51-2 (.743) conference record.



Notre Dame Baseball "By the Numbers"

- 51 Record-setting victory total in 2004 season
- 49 Jeff Wagner's career home run record
- 44 All-time monogram winners' home states
- 40 Notre Dame's most games over .500 (51-11; 2004)
- 36 Games needed by 2001 squad to reach 30 wins (team record)
- 38 Different player home states since 1995
- 35 States played in by the Irish (since 1957)
- 23 Players who posted 3.0-plus GPA in the fall of 2010
- 24 Notre Dame's record streak of games with one loss (23-1) during 1998 and '01 seasons
- 23 Record-setting winning streak in 2006
- 23 College World Series record set by Notre Dame for runs scored in an inning (1957, vs. Colorado State)
- 20 Former Irish players in pro baseball in 2010
- 18 Strikeouts thrown by Aaron Heilman in 10-inning game at West Virginia (April 15, 2000)
- 16 States represented on 2011 roster
- 17 First-round pick with which Notre Dame's Ken Plesha ('65), Brad Lidge ('98) and A.J. Pollock ('09) were drafted
- 16 Streak of consecutive seasons with 40-plus wins (1989-2004)
- 11 Consecutive times on-base by Brian Stavisky during 2002 season
- 7 Team single-game home run record ('98, '99)
- 4 Consecutive games in which Paul O'Toole homered to close 1999 season
- 3.22 Team ERA in 2001 (5th in nation)
- 3.081 Baseball team GPA in 2010 fall semester
- 2 Teams that won more games than Notre Dame (99) during the 2001 and 2002 seasons
- 1.61 Aaron Heilman's NCAA-best ERA (1998)
- 1 Midseason national ranking for 2001 team... Notre Dame's position on ranking of the nation's top 2002 freshman class

OH, BROTHER! – Senior **Cole Johnson** and his younger brother, **Forest**, will be the second pair of brothers to suit up together for the Irish in the past three years. **Evan Sharpley** and his brother **Ryan** suited up with one another in 2008-09. Sophomore **Breck Ashdown** is the younger brother of **Brayden** ('10), who earned four monograms for Notre Dame. **Ryan Kalita** followed his brother **Tim** ('97-'99), by lettering with Notre Dame baseball in 2002, a feat turned in the previous season by 2B **Steve Sollmann** (his brother **Scott** was the Irish CF in '94-'96).




Cole Johnson



Forest Johnson



Breck Ashdown



Brayden Ashdown




Evan Sharpley




Ryan Sharpley




Ryan Kalita



Tim Kalita



Steve Sollmann



Scott Sollmann



Alfred Bergman



Joseph Bergman

COUNSELL, CRAIG – Former Notre Dame infielder **Craig Counsell** has provided his share of World Series magic to two different Major League teams, as a member of the 1997 Florida Marlins and 2001 Arizona Diamondbacks teams that won the World Series in their first trips. In both instances, Counsell went from being an unheralded backup to one of the driving forces in the title runs (see pp. 134-135).

CWS RECORD-HOLDER – Former Notre Dame great **Jim Morris** – who watched Notre Dame at the 2002 College World Series – left his mark on that event in 1957, setting the CWS record for batting average (.714, 10-for-14). Morris visited in the summer of 1999 for a formal presentation (pictured) to Notre Dame of a portrait that shows him striking a stance at old Cartier Field (the former home of Notre Dame baseball), with newspaper clippings included in the painting. The painting was donated by artist Catherine Morris Priest, daughter of the former Irish infielder.



Rick Chryst

DIRECTORS, ATHLETICS – Several former Irish baseball players have gone on to serve as high-ranking administrators in collegiate athletics. Former all-conference outfielder **Rick Chryst** ('83) was Mid-American Conference commissioner from 1999-2009 after seven years as an Atlantic Coast Conference assistant commissioner in charge of marketing, legal affairs and special events and three years as a Southwest Conference assistant commissioner. Chryst graduated from Notre Dame

CLASSY CLASSES – Notre Dame's 2002 senior class (below) helped compile a four-year record of 188-67-1 (.736) from 1999-2002, besting the class of '92 (187) for the most wins ever by a Notre Dame class (the '03 seniors then finished 190-67-1/.738 while the '04 seniors were 195-61-1/.761). The 2004 class – led by the winningest four-year starter in the program's history, 2B **Steve Sollmann** – compiled the best four-year winning pct. in the program's past 90 seasons, besting the .758 mark posted by the class of '93 (.758/185-59). The class of '92 was led by pitchers **David Sinnes**, **Chris Michalak** and **Alan Walania**, plus outfielders **Eric Danapilis** and **Edwin Hartwell**.

Here's a rundown of the impressive career stats racked up by the 2002 senior class: 1,283 games played (1,020 starts); a .317 combined batting average (1,170 hits); 601 RBI and 812 runs scored; 68 home runs, 41 triples and 222 doubles; 395 walks and 190 stolen bases; a 17-7 pitching record, 10 saves, 256.1 innings, 205 strikeouts and only 96 walks. Four of the '02 seniors – CF **Steve Stanley**, 3B **Andrew Bushey**, C **Paul O'Toole** and DH **Matt Bok** – went on to play professionally, one of four times since 1965 that a Notre Dame senior class has produced four-plus players who were drafted or signed as free agents (four in '90, five in '93 and '96; see pp. 126-127). The drafting of Stanley, Bushey and O'Toole – the only Notre Dame classmates with 200-plus starts – marked just the third time that three-plus Irish seniors had been picked in the same draft (also 1993 and 2001).



Notre Dame's class of 2002 (from left): RHP Matt Buchmeier, DH Matt Bok, 3B Andrew Bushey, DH Ken Meyer, OF Matt Strickroth, C Paul O'Toole, CF Steve Stanley and RHP Drew Duff.



Notre Dame also offers fall exposure camps for high school juniors and seniors and a winter preseason camp utilizing indoor facilities. For more information, call (574) 631-8788/6366.

CAMP NOTRE DAME

– Notre Dame continues to expand offerings to young baseball players for learning the game in a university setting. Sessions in 2011 include: day camp, ages 8-12 (June 27-30); developmental overnight camp, ages 13-15 (July 11-13); and one prospect overnight camp, ages 15-18 (July 25-27).



Mike Bobinski


magna cum laude with an economics degree and received his law degree from Duke.

Former Notre Dame athletics director **Dick Rosenthal** (1987-'95) was an All-America basketball



Dick Rosenthal

player and a baseball first baseman with the Irish in the early 1950s. Former Notre Dame pitcher **Mike Bobinski** ('79) spent six years as the A.D. at Xavier before being promoted to an associate vice president position in 2004 (he now holds both titles at Xavier). Bobinski previously worked in the athletics departments at Notre Dame and Navy.



Jeremy Barnes (left) and A.J. Pollock



Steve Sollmann (left) and Grant Johnson

DANDY DEBUT – **Chris Niesel** became the first Notre Dame freshman pitcher to post double-digit strikeouts in his debut, with 10 Ks in 5.0 innings versus Southern Illinois at the 2002 UNO Classic (followed by nine Ks vs. Fairfield, yielding 19 Ks and only one walk in his first 12 innings).

DOUBLE-DIGIT DINGERS– The 2004 Notre Dame baseball team more than doubled the home run output from '03 (31 to 68), with four players hitting 10-plus HRs for the first time in Notre Dame history: junior 3B **Matt Macri** (14), sophomore DH **Matt Bransfield** (12), junior 1B **Matt Edwards** (12) and sophomore RF **Craig Cooper** (10).

In 2009, senior SS **Jeremy Barnes** and junior OF **A.J. Pollock** were the first set of Irish teammates to hit 10 or more home runs in one season since 2004. Barnes slugged 15 long balls, while Pollock added 10.

DOUBLE DOMINATION – The slew of offensive records from Notre Dame's 25-1 win over South Alabama in the 2002 NCAA's (see "Offensive Explosion") makes that game one of the more unique in NCAA Tournament history – but the game had an added dimension: the strong pitching of freshman **Grant Johnson**. Johnson (pictured above right) faced only 30 batters, allowed one hit and one walk (two hit batters) while becoming the 13th pitcher ever to post a no-hitter or 1-hitter in the NCAA's. The 1-hitter – coupled with sophomore **Steve Sollmann's** record day (6-for-7, 7 RBI, 6 R) – made the game doubly unique and both earned national player/pitcher of the week honors.

No other team in NCAA Tournament history has produced a no-hitter/1-hitter and a player with six hits (or five-plus runs) in the same game. Johnson hit his first batter and gave up a double before facing one over the minimum the rest of the way. The 97-pitch masterpiece included eight strikeouts, five popups and five groundouts. Sollmann (pictured above left) became the first player ever to score six runs in an NCAA Tournament game while tying Notre Dame single-game records for hits (6, tied NCAA record), RBI (7) and runs. His 13 total bases included back-to-back RBI triples (tying the NCAA record for triples) and a three-run home run.

DRAFT PICKS – A total of 52 Notre Dame players have been Major League draft picks since 1995, including an unprecedented six in 2001 and again in 2008: RHPs **Aaron Heilman** (Mets, 1st) and **Danny Tamayo** (Royals, 10th), SS **Alec Porzel** (Red Sox, 13th), OF **Brian Stavisky** (Cubs, 33rd), C **Paul O'Toole** (Giants, 47th) and OF **Steve Stanley** (Marlins, 50th) all went in '01, while **Kyle Weiland** (Red Sox, 3rd), **David Phelps** (Yankees, 14th), **Wade Korpi** (Marlins, 20th), **Sam Elam** (Rockies, 23rd), **Brett Graffy** (White Sox, 24th) and **Brett Lilley** (Cardinals, 29th) were selected in '08.

Weiland, Phelps, Korpi, Elam and Graffy were the most Notre Dame pitchers to ever get chosen in a single MLB draft. The previous high was three in the 2003 MLB draft.

Four Notre Dame position players were drafted in 2002 – led by Stanley (Oakland, 2nd) and Stavisky (Oakland, 6th), plus senior 3B/C **Andrew Bushey** (Colorado, 15th) and O'Toole (Cubs, 21st). Stanley and Stavisky were the first Notre Dame teammates ever

drafted in rounds 1-6 and were the highest-drafted outfielders from the same team in the '02 draft (no previous Irish team had four players drafted in the first 21 rounds).

The program's biggest draft day arrived in 2004, with five picked in the first 14 rounds: the junior trio of RHP **Grant Johnson** (Cubs, 2nd), 3B **Matt Macri** (Rockies, 5th) and RHP **Chris Niesel** (Indians, 9th), plus the highest-drafted pair of seniors in Notre Dame baseball history: 2B **Steve Sollmann** (Brewers, 10th) and C **Javi Sanchez** (Twins, 14th). Johnson and Macri remain the highest-drafted Notre Dame teammates while four picked in the first 10 rounds doubled Notre Dame's previous best.

In 2009, Elam (Yankees, 8th) and **Jeremy Barnes** (Phillies, 11th), along **A.J. Pollock** (Diamondbacks, 1st), gave the Irish three picks in the draft's first 11 rounds for the first time since 2004 – when Notre Dame had four players chosen in the first 10 rounds.

Notre Dame had five players selected in the 2010 Major League Baseball First-Year Player Draft, including junior RHP Brian Dupra (Tigers, 11th), junior RHP Evan Danieli (Braves, 24th), senior RHP Steven Mazur (Orioles, 33rd), senior C Will Harford (Reds, 45th) and former OF Golden Tate (Giants, 50th).

EIGHT(EEN) Ks IS ENOUGH – Former Notre Dame pitcher **Aaron Heilman** tied a BIG EAST record and came just shy of the Irish record with an 18-strikeout effort in a 3-1, 10-inning win at West Virginia on April 15, 2000 (scheduled for 7.0 innings). Spotting his tough slider while delivering a fastball that touched 91 mph in the late innings, Heilman retired 15 straight from the 5th-10th innings and struck out 10 of the final 12 he faced – including seven straight before a single with two outs in the 10th (Kevin Olkowski went down swinging to end the game). The 18 strikeouts tied the BIG EAST record set by Seton Hall's Jason Grilli (another future big-leaguer). **Frank Carpin** is the only other Irish pitcher to record 18-plus strikeouts in a game, with 19 in a 10-inning win over Indiana during the 1958 season (12-10). Heilman's day included only two walks, with 11 groundball outs and one flyout.

ERA – Notre Dame has finished in the top-25 of the national charts for team earned-run average six times since 1998, owning the nation's best team ERA during portions of 2000 and '01. The 2000 staff surged atop the national ERA charts in late April (2.72) and finished 16th (3.93). The Irish then returned to the top spot among the 2001 team ERA leaders for three weeks in April, finishing fifth at 3.22 (best at Notre Dame since '92, third-best since '75). Notre Dame went on to finish 13th in the 2002 ERA rankings (3.57), 18th in '03 (3.53), 9th in '04 (3.43) and 21st in '06 (3.52), joining Texas and Rice as the only teams ranked among the nation's final top-20 ERA leaders every year from 2000-04. The Irish also finished 12th in the final 1998 team ERA rankings (4.02).

EXTRA INNINGS – Prior to its heartbreaking 2001 NCAA Tournament loss to Florida International (7-6, 10 inn.), Notre Dame had gone unbeaten in its previous 10 extra-inning games (9-0-1) – including three consecutive extended games at the Fresno State Classic and clutch 11-inning wins at Mississippi State (4-2) and Rutgers (5-4). The Irish quickly rebounded from the FIU loss, winning a 10-inning game later that

day vs. UC Santa Barbara (11-10), and went 4-1 in 2002 extra-inning games. Notre Dame heads into the 2011 season with a 33-15-3 mark (.676) in its past 51 extra-inning games, dating back to the 1997 season.


FAN MAIL – At first, they trickled in ... but there was no stopping hundreds of e-mails, faxes and chatboard posts that came flooding through the information highway in praise of the Notre Dame baseball team and the way it competed at the 2000 NCAA Starkville Regional. A large portion came from rabid Bulldogs fans, who informally had inducted the names of Irish players such as Steve Stanley, Kris Billmaier, Danny Tamayo, Jeff Felker, Matt Nussbaum, Alec Porzel and John Corbin into the storied history of Dudy Noble Field. A common thread in all the e-mails was a desire for the Irish to make a return visit ... and it didn't take long, as Notre Dame opened 2001 at the Mississippi State Classic (with a pair of wins over the Bulldogs).

At least 11 other brother combinations are known to have lettered with Notre Dame baseball. Other brother combinations include:

- ▶ **Arthur** (OF, '12) and **Francis Carmody** (2B, '15) of Shreveport, La.
- ▶ **Francis** (LHP, '07-'09, 19-3 record) and **Ray Scanlan** (C, '08-'09) of Syracuse, N.Y.
- ▶ Houston natives **Samuel** (SS, '13) and **Harry Newning** (3B, '13-'14)
- ▶ **Alfred** (SS/OF/P, '14-'15) and **Joseph Bergman** (OF/P, '23) of Peru, Ind.
- ▶ **Roger** (1B, '23-'25) and **Cyril Nolan** ('30) of Davenport, Iowa
- San Francisco natives **Roy** (OF, '39) and **Ray Pinelli** (SS, '39-'41)
- Detroit natives **John** (1B, '43) and **Tom McHale** ('48, OF)
- South Bend's **Tom** (OF, '64-'65; .238, 2 HR, 12 RBI), **Dan** (OF, '79-'82; .317, 10 HR, 72 RBI) and **Ray Szajko** (IF, '87, .200, 5 RBI)
- Pittsburgh's **Frank** (OF/1B, '66-'68; .277, 2 HR) and **Bill Orga** (OF, '68-'70; .308, 3 HR, 36 RBI) and **Marty** (RHP, '80; 4.11, 4-3) and **Carl Vuono** (1B, '84; .297, 12 HR, 69 RBI)
- New Orleans natives **Jack** (OF, '75; .233, 7 RBI) and **Casey Snyder** (OF, '83-'84; .204, 21 RBI)
- **Mike** (P, '78-'81; 3.86, 19-7, 97 K) and **John Deasey** (IF/OF, '82-'83; .170, 8 RBI) of Edina, Minn.



Ralph "Ray" Pinelli (left) and Roy Pinelli




(from left) Tom, Dan and Ray Szajko

FATHERS AND SONS – Several father-son combinations have played for the Notre Dame baseball team, including 2000 graduate Matt (.274 career average, 5 HR, 70 RBI) and outfielder Dick Nussbaum (.71-.74; .277, 33 RBI).



Dick Nussbaum



Matt Nussbaum

Others include:

- Catcher Lawrence ('32-'34) and RHP Kevin O'Neill ('64; 4.01 ERA, 3-3)
- P/OF Jim ('52-'53; 7-7, 65 K, .150, 9 RBI) and catcher Brian Gibbons ('84; .222, 3 RBI)
- RF John ('62-'64; .290, 6 HR, 44 RBI) and IF Craig Counsell ('89-'92; .306, 18 HR, 166 RBI)
- Pitcher George ('66-'67; 3.68, 5-3) and C/1B George Restovich, Jr. (1B, '94-'96; .327, 22 HR, 155 RBI)
- Catcher Rich ('64-'66; .307, 7 HR, 35 RBI) and RHP Rich Sauget, Jr. ('94-'96; 3.13 ERA, 9 SV)



Lawrence and Kevin O'Neill



Jim and Brian Gibbons



George, Sr., and George Restovich, Jr.




Rich, Sr., and Rich Sauget, Jr.

(ALMOST) FIFTY STATES – The Notre Dame baseball program's list of all-time monogram winners includes players from 44 home states. Pitchers **Brandon Voloria** (Wailuku, Hawaii) in 2000 and **Cody Wilkins** (Hudson, N.C.) in 2004 became the first players from their respective states ever to monogram with the Irish baseball program. The only states that have yet to produce Notre Dame baseball letterwinners are Alaska, Idaho, Nevada, New Hampshire, South Carolina and Vermont. Notre Dame's rosters since the mid-1990s have featured players from 37 different states (16 on the 2011 roster).

FIRST-ROUNDERS – **A.J. Pollock** was named all-BIG EAST first team for the second straight season in 2009 before being chosen by the Arizona Diamondbacks with the 17th overall selection of the Major League Draft. Pollock is one of 27 Notre Dame players drafted in the first 10 rounds (since 1965), including 21 since 1995. **Brad Lidge** earned the 1998 BIG EAST pitcher-of-the-year award and several weeks later was selected in the draft by the Houston Astros, with the 17th overall pick. **Ken Plesha**, a sophomore catcher in 1965, was Notre Dame's initial first-round pick (17th pick, Chicago White Sox) while RHP **Aaron Heilman** was the 18th overall selection in 2001 (N.Y. Mets).



A.J. Pollock (top left), Brad Lidge (top right) and Aaron Heilman (left).



EA SPORTS NCAA BASEBALL – The Notre Dame baseball program was one of 128 college programs featured in the 2006 initial release of the home video game MVP NCAA Baseball game, produced by the industry leader EA Sports. Notre Dame's Eck Stadium was one of the 19 college ballparks available in the initial release. Inspired by the spirit and emotion of collegiate athletics, MVP NCAA Baseball is the first-ever college baseball game.

Upgraded features included: Rock-and-Fire full-control pitching; ability to build a dynasty with recruiting, stat tracking and equipment upgrades; ability to create your own tournament; single- and two-player pitching mini-games; college fight songs and actual College World Series footage; ability to field strength-specific rosters (even choose

FIVE-PEAT – Notre Dame was the first team ever to win three straight BIG EAST Tournament titles ('02-'04; also won in '05/'06). At the end of '06, Oral Roberts (nine) was the only team with a longer active streak of conference tourney titles.

FORTY-WIN SEASONS – Notre Dame posted 16 straight seasons with 40-plus wins from 1989-2004, the nation's third-longest streak at the time, behind Florida State and Wichita State (both 27). The streak included a 51-12 season in '04, 50-18 in '02, 49 wins in '01, 48 in '89 and '92, 46 in four years ('90, '93 '94, '00), 45 in '91 and '03, and 44 in '95.

.400 HITTERS – Notre Dame players have hit .400-plus 13 times since 1980, most recently 1B **Craig Cooper** (.425 in '06) and CF **Steve Stanley** (.400 in '01, .439 in '02). Three other outfielders have posted multiple .400 seasons: **Dan Peltier** (.414 in '88, .446 in '89), **Eric Danapilis** (.429 in '90, .438 in '93) and **Scott Sollmann** (.402 in '94, .406 in '95). Danapilis and **Edwin Hartwell** battled atop the NCAA batting charts in 1993, with Hartwell ultimately claiming the Notre Dame season record that he still holds (.447).

FRESHMAN BATTING CHAMPS – **A.J. Pollock's** standout 2007 season saw him become just the fourth freshman ever to lead the Notre Dame baseball team in season batting average, with his .372 mark ranking as the third-best by a Notre Dame freshman and the best since **Scott Sollmann** hit .404 in his 1994 rookie season. Pollock collected third team all-BIG EAST honors and ranked fourth on the BIG EAST batting charts, trailing only a pair of senior outfielders and Rutgers junior shortstop Todd Frazier (the 2007 BIG EAST player of the year).

FRESHMAN CLASS, #1 ... AND #4 – Notre Dame's 2002 freshman class was ranked tops in the nation by *Baseball America*. *BA* also rated Notre Dame's 2004 freshman class – led by pitcher **Jeff Manship** (#3-rated incoming freshman) – as that season's 6th-best class.

The 2008 group of newcomers (13 freshmen and one transfer) was rated by *Collegiate Baseball* magazine as the nation's fourth-best recruiting class. It marked the second-highest ranking ever for a Notre Dame baseball recruiting class, trailing only the newcomers to the 2002 team who were the nation's top-ranked incoming class that season (per *Baseball America*). *Baseball America* recognized the group as the nation's sixth-best recruiting class for the 2008 season.



your own bat); the option to go online and take on MVP NCAA Baseball players across the nation; and ESPN broadcast integration (radio, news, ticker feeds), plus expert commentary by Mike Patrick.

The upgrades were in addition to the initial release aspects, such as: Load and Fire batting; Road to Omaha game setup; Precision Throw Control; and Creation Zone customization.

GAME-ENDING HOME RUNS – Former Irish shortstop **Alec Porzel** ('01) made a name for himself when it came to game-ending home runs. In addition to his 10th-inning blast vs. Pittsburgh (11-8) in 2000, Porzel beat the Panthers with a first-pitch home run to cap the 1999 series with the Panthers (9-8, in the 9th). As a freshman, he ended the longest game in Eck Stadium history with a 15th-inning blast vs. West Virginia (5-3) – and his first career grand slam broke a 7-7 tie in the 8th inning of the 2000 BIG EAST Tournament comeback win over Pittsburgh (15-7).

Porzel's 2000 game-ending HR was one of three on three consecutive weekends, following **Jeff Felker's** first-pitch shot vs. St. John's (9-8) and prior to **Brian Stavisky's** two-run blast vs. Rutgers (4-3). Eleven months later, three players reached on 2-out, 2-strike pitches before **Ken Meyer** launched an 0-2 pitch over the leftfield fence to beat Central Michigan, 6-4 (Notre Dame assumed the No. 1 national ranking four days later). Four of Notre Dame's 11 game-ending HRs since 1995 came in the above 12-month stretch (April 30, 2000 – April 19, 2001) – with two in '02, from **Joe Thaman** (vs. Ark.-Little Rock, 7-5) and Stavisky on a dramatic two-run blast to cap a College World Series rally vs. Rice (5-3). **Craig Cooper's** 12th-inning shot beat Purdue in a game played at downtown South Bend's Coveleski Stadium (9-7; April 20, 2005).

Evan Sharpley's 10th-inning solo blast gave the Irish a thrilling 11-10 victory over Maine on March 4, 2008.

David Mills' took a 1-1 fast ball from Cincinnati closer Andrew Burkett and deposited it over the left field wall for a walk-off home run that gave the Irish a thrilling 5-4 victory in the rubber game of the three-game series with the Bearcats on April 25, 2010. Mills' heroics marked the first time an Eck Stadium crowd had been treated to a game-ending home run since nearly four years earlier to the day (April 15, 2006), as **Alex Nettey's** two-run bomb completed a rally that beat St. John's, 7-5, and give Notre Dame its 17th straight victory.

GRADUATION RATE – In addition to their on-field success, the past 16 Notre Dame baseball teams ('95-'10) have combined for a 100-percent graduation rate (98-of-98), among players who completed their eligibility. Twenty-two other players who signed professionally after their junior seasons have returned to complete or near completion of their degree requirements.



FLAG-RAISING/RING CEREMONY – The 2002 Notre Dame baseball team was honored during a public ceremony at Frank Eck Stadium on Sept. 15, 2002, when the team members and coaches received their College World Series rings (pictured). A CWS flag also was unveiled beyond the rightfield fence and the special event included memorable audio clips from the season, with Hall of Famer Tommy Lasorda serving as a special guest speaker.



ments. Recent NCAA studies showed 17 D-I baseball teams owned a 100% graduation rate for a 1995-98 cohort sample (Notre Dame and Clemson were the only teams among those 17 that also were in the *Collegiate Baseball* magazine 2006 preseason top-25).

HBP ... PDQ – Former Irish outfielder **Cody Rizzo** ('06) held the Notre Dame record for times hit-by-pitch in a season (28, in '03) and the career record of 84 (second in NCAA history), with former San Francisco player Anthony Hurtado then-holding the NCAA record of 92. Rizzo helped Notre Dame set the team HBP record in 2004 (105; then fifth on the NCAA all-time list) and the Irish then set the NCAA record for HBPs in 2005, with 130 (plus 100 in '06). Former Notre Dame shortstop **Brett Lilley** ('07) led the way in '05 with 30 HBPs, breaking the record of Rizzo (who had 21 HBPs in both 2004 and '05). Lilley's 109 career HBPs not only puts him atop the all-time Irish list, but also the all-time NCAA list (for more see Lilley Stands Alone).

HEILMAN – RHP **Aaron Heilman** – who made his Major League debut with the N.Y. Mets in 2003 – completed his college career ('98-'01) as one of the most accomplished student-athletes in Notre Dame history (see Four-Year All-Americans and 40-400 notes). He led the nation in ERA as a freshman in '98 (1.61) before serving as one of the top pitchers on the U.S. National Team in the summer of '99. He was a finalist for several 2001 national player-of-the-year awards while posting four Notre Dame career records (43 wins, 425 Ks, 393.2 innings, six double-digit K games) and five season records (15 wins, 118 Ks, 12 complete games, 15 consecutive wins, 15-0 start).

Heilman set BIG EAST Conference records for career BIG EAST wins (23-4), Ks in BIG EAST play (199), complete games in a BIG EAST season (8) and career (18) – while tying the record for Ks in a BIG EAST game (18, 10-inning win at West Virginia in '01). His 2.49 career

ERA now ranks third in the Notre Dame record book and was the best by an Irish pitcher since the early 1960s.


Heilman also posted the second-best career K-to-walk ratio in the Notre Dame record book (3.66), won 25 of his final 26 decisions, had a 24-3 record and 2.14 ERA in road games, and averaged 33 innings per home run allowed. A 54th-overall N.Y. Yankees draft pick after his senior year ('97) at Logansport (Ind.) High School, Heilman went on to be the 31st overall pick in the 2000 Major League draft (Minnesota Twins compensatory "sandwich pick") and then was selected by the Mets 18th overall in '01 (after returning to Notre Dame for his senior year).

HELD ACCOUNTABLE – Notre Dame shortstop **Brett Lilley** completed his undergraduate degree in seven semesters, graduating as an accounting major following the 2007 fall semester. Lilley – who also completed Notre Dame's accelerated one-year master's in accountancy program – compiled a 3.95 GPA (19 A grades, two B-plus) over one three-semester span (despite an advanced load/60 credits) and was named a 2007 first team Academic All-American. He ended the 2007 spring semester with a 3.81 cumulative GPA that included a 3.95 in the 2007 spring semester (21 credits), after posting a 3.91 in the '06 fall term (21) and a 4.0 in-season GPA for the '06 spring semester (18). His first six semesters saw Lilley receive 25 A's, five A-'s, four B-plus, one B and a B-minus among his 36 classes. He added another first team Academic All-America nod in 2008, as well as the NCAA Post Graduate Scholarship. Lilley spent two years (2008-'09) with the St. Louis Cardinals organization.

INDOOR FACILITY – Notre Dame benefits from practicing at one of the nation's premier indoor college baseball facilities, at the hitting and pitching facility adjacent to Eck Stadium. The 2000 addition, donated by alumnus Frank Eck, includes wall-to-wall artificial turf, three full-length batting tunnels, two regulation clay pitching mounds within the tunnels, a clay home plate area for catchers drills and an "Iron Mike" pitching machine (see p. 19).

40-WIN, 400-K CLUB – Former Notre Dame righthander **Aaron Heilman** ('01) became the 14th Division I player to reach 40 career wins and 400 strikeouts, with the 400th strikeout coming in dramatic fashion as he closed the 2001 regular season with a pair of strikeouts versus Connecticut to land on 400. Heilman was the fourth pitcher to reach both of the milestones since schedule limits were imposed in 1990. His .860 career winning percentage ranks fourth among the first 16 pitchers in the "40-400 club," behind Arizona State's Eddie Bane, Richard Wortham (Texas) and Hawaii's Derek Tatsuno, while Heilman's career ratio of 9.72 Ks per 9.0 inning ranks sixth behind Tatsuno, Bane, Auburn's John Powell, Nebraska's Shane Komine and Greg Swindell (Texas). Heilman, Tatsuno and Bane are the only ones from the elite 16-player group listed below who had a career win percentage of .850-plus and a strikeout ratio above 9.71/9 IP:

Shane Komine (Nebraska, '99-'02)	41-8 (.837)	510 Ks (431.0 IP)	10.65 Ks/9 IP
Kenny Baugh (Rice, '98-'01)	40-8 (.833)	419 Ks (435.2 IP)	8.66 Ks/9 IP
Aaron Heilman (Notre Dame, '98-'01)	43-7 (.860)	425 Ks (393.2 IP)	9.72 Ks/9 IP
Kip Bouknight (South Carolina, '98-'01)	43-10 (.811)	431 Ks (448.0 IP)	8.66 Ks/9 IP
John Powell (Auburn, '90-'94)	43-20 (.683)	602 Ks (477.0 IP)	11.36 Ks/9 IP
Doug Creek (Georgia Tech, '88-'91)	41-19 (.683)	458 Ks (472.0 IP)	8.73 Ks/9 IP
Kirk Dressendorfer (Texas, '88-'90)	45-8 (.849)	462 Ks (429.2 IP)	9.68 Ks/9 IP
Brian Barnes (Clemson, '86-'89)	44-10 (.815)	513 Ks (475.1 IP)	9.71 Ks/9 IP
Greg Swindell (Texas, '84-'86)	43-8 (.843)	501 Ks (440.0 IP)	10.25 Ks/9 IP
Mike Loynd (Florida State, '83-'86)	45-10 (.818)	417 Ks (395.1 IP)	9.49 Ks/9 IP
John Hoover (Fresno State, '81-'84)	44-17 (.721)	411 Ks (494.0 IP)	7.49 Ks/9 IP
Derek Tatsuno (Hawaii, '77-'79)	40-6 (.870)	541 Ks (402.1 IP)	12.10 Ks/9 IP
Richard Wortham (Texas, '73-'76)	50-7 (.877)	481 Ks (456.2 IP)	9.48 Ks/9 IP
Eddie Bane (Arizona State, '71-'73)	40-4 (.909)	505 Ks (379.1 IP)	11.98 Ks/9 IP
Greg Swan (Arizona State, '69-'72)	47-9 (.839)	459 Ks (457.2 IP)	9.03 Ks/9 IP
Rich Troedsen (Santa Clara, '69-'72)	40-12 (.769)	445 Ks (437.0 IP)	9.17 Ks/9 IP



ND Baseball A-Z

IN MEMORY – 4,600 people attended the game at U.S. Cellular Field (home of the Chicago White Sox) on April 16, 2008 between Notre Dame and Northern Illinois with all the ticket proceeds (over \$50,000) benefiting the NIU February 14 Scholarship Fund. The crowd was the largest for an Irish game since June 5, 2005 when 4,851 saw Florida defeat Notre Dame in the 2005 NCAA Gainesville Regional.

JAKE – **Clarence Kline** needed only one name for those in baseball to know the personality involved. "Jake" Kline began his Notre Dame career in 1915 and earned three monograms while hitting .300 each year and captaining the 1917 squad. He still shares the team record with three home runs in a game. Kline returned as freshman baseball coach in 1931, after serving in World War I and in various baseball leagues. In 1934, he became the school's 15th coach ... and the 16th would not be needed for 42 seasons. Jake retired in '75, after more than 1,000 games and 558 wins. He was voted into the College Baseball Hall of Fame in 1968, and the former Cartier Field was named Jake Kline Field in 1975. Kline was active in many Notre Dame functions until his death in 1989, at age 94. His spirit lives on – as the official title of the surface at Eck Stadium is Jake Kline Field at Eck Stadium.

KANALEY, O'CONNOR & ZORICH – The most prestigious honor awarded to Notre Dame student-athletes is named in memory of a former baseball player (see p. 122). The **Byron Kanaley** Award has been presented since 1927 to senior monogram athletes who have been most exemplary as students and leaders. The awards are named in honor of the Weedsport, N.Y., native and 1904 graduate who was an outfielder with the Notre Dame baseball program. Kanaley went on to a successful banking career in Chicago and served as a lay trustee of the University from 1915 until his death in 1960. Thirteen Irish baseball players have received the award, including former Mid-American Conference commissioner **Rick Chryst** ('83) and recent honorees **Jeff Perconte** (2000), **Mike Naumann** ('01) and **Tom Thornton** ('06).

The quality of Notre Dame's 2000 baseball senior class was validated when Perconte received a Kanaley Award and catcher **Matt Nussbaum** the **Francis Patrick O'Connor** Award, presented to one male and one female student-athlete who embody team spirit, inspiration, caring, courage, honesty and patience. The award is named after a student-athlete (son of Bucky O'Connor, a 1940s guard on the Notre Dame football team) who died in '73 following his freshman year. **Steve Sollmann** was a rare junior-year recipient of the O'Connor Award (in 2003).

HOME RUNS – Notre Dame flirted with the team home run record from 1997-99, including a record-setting 66 home runs in 1997. The Irish posted another record in 1998 (73) before surging in 1999 for 70 HRs, with 12 players leaving the yard. Notre Dame totaled 384 home runs from 1997-2003, averaging nearly 45 long balls per season.


Catcher/DH **Jeff Wagner** ('96-'99; 49) and infielder **Brant Ust** ('97-'99; 46) made a run at the Notre Dame single-season home run record (20), set in 1991 by **Frank Jacobs**. Wagner hit 17 homers in 1997 while Ust hit 18 long balls in 1998 and 17 in the 1999 season, as a junior.

Jeremy Barnes and **A.J. Pollock** drilled 15 and 10 home runs, respectively, in 2009. The tandem was the first Irish duo with 10 or more home runs since 2004.



Notre Dame's 1998 team amassed a school-record 73 home runs, including (from left): junior CF Allen Greene (7), senior SS J.J. Brock (13), sophomore 3B Brant Ust (18), junior C Jeff Wagner (14), freshman LF Alec Porzel (7) and senior 1B Dan Leatherman (8).

Thornton received the Kanaley Award and also was honored by the athletics department with the **Chris Zorich** Award (in recognition of community service excellence). He joined former women's basketball standout Ruth Riley ('01) as the first Notre Dame student-athletes ever to receive the Kanaley and Zorich awards. The baseball program is one of only three varsity teams (also women's soccer and women's basketball) that have produced Kanaley, O'Connor and Zorich award recipients in the current decade.



KEYNOTE SPEAKERS – Baseball Hall of Famer **Tommy Lasorda** (above left) has developed a special relationship with Notre Dame, providing a rousing speech at the pep rally prior to the 2001 Notre Dame-Tennessee football game before serving as keynote speaker for the

baseball team's inaugural "Opening Night Dinner," held Feb. 18, 2002, and moved to the Joyce Center Fieldhouse due to excessive ticket demand (nearly 1,000 attended). Lasorda later visited the Irish at a team breakfast at the 2002 College World Series and returned to campus for a CWS ring ceremony at Eck Stadium, on the day of the 2002 Notre Dame-Michigan football game.

The popular event returned in 2003, with nearly 1,000 fans turning out as Chicago Cubs GM **Jim Hendry** (left) served as guest speaker. Bestselling author and avid baseball fan **John Grisham** attracted a crowd in excess of 1,400 for the 2004 event. The blockbuster speakers for the 2005 dinner – seven-time Cy Young Award winner **Roger Clemens** and fellow Houston Astros pitcher **Brad Lidge** (a former standout with the Irish) – helped sell out the Joyce Center Fieldhouse (1,750 seats) in three weeks – with another sellout for the 2006 event featuring then Notre Dame football coach **Charlie Weis** and former Notre Dame All-America pitcher **Aaron Heilman** (now with the Arizona Diamondbacks). The 2007 dinner – featuring big-league manager **Jim Leyland** and former Notre Dame standout **Craig Counsell** – was another sellout.

The 2008 event, which fell just shy of a fourth consecutive sellout, included MLB commissioner **Bud Selig** (left) and former Irish shortstop **Greg Lopez**.

The 2009 dinner featured current manager of the Los Angeles Angels of Anaheim **Mike Scioscia** and former Irish hurler and current Chicago Cubs reliever **Jeff Samardzija** ('07).

The 2010 dinner featured former Atlanta Brave pitcher and Irish All-American **Ron Reed**, as well as current Notre Dame head football coach **Brian Kelly**.


LIDGE JOINS SELECT IRISH GROUP – Philadelphia Phillies closer **Brad Lidge** became the sixth Notre Dame baseball player to help their MLB club claim the World Series title. Just as he did all season in 2008, Lidge nailed down Philadelphia's 4-3 victory over the Tampa Bay Rays in Game 5, securing the Phillies' second World Series championship in the franchise's 126-year history. Lidge, 41-for-41 in save chances during the regular season, earned his seventh save in as many tries in the postseason.



IRON MEN – Notre Dame centerfielder **Steve Stanley** missed only 25 innings during his four seasons and started all 256 games of his career – the second-longest streak of consecutive starts in D-I baseball history (Clemson shortstop Khalil Greene started 272, also from 1999-'02). Stanley bested the Irish record of 204 consecutive starts, set in the late 1980s by shortstop **Pat Pesavento**. Pesavento did not start the 19th game of his first season, the second game of a crosstown doubleheader with Bethel College on April 3, 1986. He then started the final 31 games of 1986, all 44 of '87, each of the 61 games in '88 and all of the marathon 68-game season in 1989. Pesavento's Notre Dame records for career hits (296) and runs (246) were broken by Stanley, with Pesavento now ranking third in stolen bases (94), fourth in walks (143), sixth in at-bats (806) and seventh in batting average (.367). He also played football at Notre Dame in 1984 and '85, as a backup quarterback.

Stanley's impressive streak included playing in 98.86 percent of the innings from 1999-2002 (2,166 of 2,191, all in CF), with a streak of 764.2 consecutive (2,294 outs) spanning 1999 (final 267.2) and 2000 (first 497). He played every inning in 249 of his 256 career games.

Infielder **Brant Ust** ('97-'99) started 179 straight games in his career, good for the third-longest streak of in Notre Dame history. Shortstop **Brett Lilley** started all 231 games of his Notre Dame career, but the streak was not consecutive.




Pat Pesavento

Former Notre Dame pitcher **Brad Lidge** ranked as one of Major League Baseball's top rookies in his first full season with the Houston Astros (3.60 ERA, 97 Ks, 85 IP, 78 GP, 60 H, 42 BB) and was the winning pitcher in the historic no-hitter versus the New York Yankees on June 11, 2003 (2 IP, 2 Ks; 8-1) – the first no-hitter versus the Yankees since 1958 (6,980 games) and first suffered by the Yankees at home since 1952. Lidge – one of MLB's elite closers (set NL record for Ks by a reliever in 2004) and a current member of the Philadelphia Phillies – is one of five recent Irish pitchers who have gone on to pitch in the big leagues (also **Aaron Heilman** with the N.Y. Mets, Chicago Cubs and Arizona Diamondbacks, **Jeff Samardzija** with the Chicago Cubs, **Jeff Manship** with the Minnesota Twins, **John Axford** with the San Francisco Giants and **Christian Parker** with the Yankees) while two early-1990s Notre Dame players – infielder **Craig Counsell** and LHP **Chris Michalak** – have played for multiple MLB teams (see p. 133).



Brad Lidge (above, far left and in action photo at left) celebrates the Astros' no-hitter at Yankee Stadium.



Jeff
Manship



Aaron Heilman



Jeff Samardzija



Mike Crowley



Larry Dolan



Joe Garaqiola, Jr.



Tommy Hawkins



John McHale



Brian O'Gara

LILLEY STANDS ALONE – Former Notre Dame shortstop **Brett Lilley** ('07) set a NCAA Division I record in the second inning of the 13-8 victory over Manchester College on April 9, 2008 when he was plunked for the 93rd time in his career, breaking the previous all-time NCAA Division I record held by Tony Hurtado of San Francisco (1997-00). Lilley set the record in 203 games, 18 fewer than Hurtado. He had already broken the Notre Dame school record of 84 (now third most in NCAA history) held by **Cody Rizzo** (2003-06) earlier in the season. Lilley would finish his career with 109 career HBPs, surpassing both the NCAA Division II and III records to claim the all-division mark. He was plunked by 81 different pitchers and 45 different teams over his career. Lilley was hit-by-pitch three or more times in a single game on five different occasions, including the Notre Dame single-game school record of four. Lilley came around to score 40 times on the 109 career HBPs.

MAJOR STUDIES – The Notre Dame baseball team's academic achievement is all the more noteworthy when considering some of the challenging majors, notably: 2001 graduate and Academic All-America LHP **Mike Naumann** (science pre-professional), '02 graduate **Ken Meyer** (civil engineering), RHP **Brandon Vilorio** (graduated in '03 electrical engineering degree) and recent SS **Greg Lopez** ('06, pre-professional studies and anthropology double major). **Matt Weglarz** was enrolled in Notre Dame's prestigious MBA program while serving as a catcher with the Irish in 2007 while current senior RHP **Cole Johnson** is a double major in pre-professional studies and spanish.

MEDIA GUIDE #1 – The 2006 Notre Dame baseball media guide was rated “best in the nation” during annual judging that is coordinated by the National Collegiate Baseball Writers Association (NCBWA) and the College Sports Information Directors of America (CoSIDA). The Irish baseball media guide has been rated among the nation’s best since the late 1990s, including second-best in the nation for 1998, third in ’99 and fourth in 2001. The guide has been judged best in District V nine of the past 11 years (second in ’02) and narrowly finished outside the national top-eight from 2002-05.

[illegible]

MR. PRESIDENT – Former Irish centerfielder **Dick Nussbaum** ('74) serves as president of the Notre Dame Alumni Association. He also acts as second vice president for the Notre Dame Monogram Club. Nussbaum led the 1973 Irish baseball team in batting average as a junior (.333) and totaled just four career errors while patrolling centerfield. He is part of one of the most successful father-son combinations in the history of Notre Dame baseball, as his son Matt played a number of positions with the Irish and was a two-year starter, in addition to serving as a senior captain in 2000 before later following in his father's footsteps as a graduate of the Notre Dame Law School ('04).



MULTI-SPORT ATHLETES – Notre Dame's history includes many multi-sport athletes. One of the best-known baseball/football players is **Johnny Mohardt**, who teamed with George Gipp in the backfield on Knute Rockne's 1920 national championship team, captained the 1921 baseball squad and played professionally in both sports (his teammates included such legends as Red Grange and Ty Cobb).



Johnny Mohardt

Future athletic director **Dick Rosenthal** pulled off another double ('51-'53), with two baseball letters and All-America basketball honors. Joining him on the diamond and the court was **Jim Gibbons**, who later served his alma mater as an assistant baseball coach and assistant vice-president. Former Washington Redskins safety **Pat Eilers** won a Notre Dame baseball monogram in '88 while **Frank Jacobs** ('91) – one of the top long-ball hitters in Irish history – started at tight end for the 1988 national championship football team. **Irv Smith**, a starting tight end in '92, earned baseball letters in 1990 and '91. Shortstop **Paul Failla**, a third-round California Angels draft pick ('94), was a backup QB on the 1993 football team while **Scott Sollmann** led the '94 Irish with a .402 batting average and saw football action as a special teams player and reserve wideout ('94-'95). Quarterback **Joe Theismann** – a 39th-round draft choice of the Minnesota Twins ('71) – played six baseball games with the Irish in 1970, also playing in various summer leagues.

The two-sport tradition has lived on in recent teams, as **Jeff Samardzija** quickly became one of Notre Dame's top pitchers (5th-round draft pick of the Chicago Cubs in 2006) while emerging as a two-time All-American and record-setting talent at wide receiver with the Irish football team. Samardzija did own a pair of single-season receiving records (receptions and yards), once held all three career receiving marks (receptions, yards and touchdowns) and shared another (single-season receiving touchdowns), but was recently passed by another two-sport star.

In 2009, **Golden Tate** was Notre Dame football's 31st selection in school history to achieve unanimous All-America status, most all-time by any FBS school.


The 2009 Biletnikoff Award winner, Tate equaled or surpassed eight school records this year, including most catches and receiving yards in a season, tied for most touchdown catches in a season, most receiving yards in a career, most 100-yard receiving games in a season and career, most receiving yards per game in a season and tied for most consecutive games with a touchdown reception.

Tate also ranks second in career touchdown receptions and is tied for third in career receptions.

Evan Sharpley and **Eric Maust** also suited up for the Irish on the gridiron in 2009. Sharpley remains the only Irish player to ever throw multiple touchdown passes (five in '07) and hit multiple home runs (13 in '08) in the same academic year.



Golden Tate



NO-HITTERS ... AND NEAR-MISSES – Notre Dame pitchers have posted nine known no-hitters (see p. 197), including two by Norwood Gibson in the late 1800s. Recent solo no-hitters have come from Brian Piotrowicz (2-0 vs. Ball State; 5/11/88; 7 IP, 24 batters, 4 Ks, 3 BB) and LHP Don Wolfe (10-0 vs. Butler; 4/20/75; 7 IP, 12 Ks, 2 BB). The most recent 9-inning no-hitter came in 1949, when Bob Nemes, Dick Smullen and Tony Lipton each had 3.0 IP in a 12-0 win over Pensacola. Mike Mandjiak is the most recent to toss a solo 9-inning no-hitter (5-0 vs. University of Chicago, in '38). One of the program's biggest moments nearly happened May 12, 1999, when three pitchers came within one strike of the program's first 9-inning no-hitter in 61 years. A pair of seniors faced 13 batters over the first four innings in that 1-0 win over eventual national champ Miami (UM's first shutout loss in 248 games). Alex Shilliday (above left) kept Miami off-balance with his changeup (4 Ks, 2 BB, caught stealing) before lefty Chris McKeown (center) took the mound (2 IP, 4 Ks, 1 BB, pickoff to second). All-American Aaron Heilman (right) closed with five strong innings (72 pitches, 7 Ks, 4 groundouts, 3 BB), allowing a 2-out, 1-2 single by Mike Rodriguez in the 9th before striking out future USA teammate Manny Crespo (2-2 slider).

RHP Chris Niesel was one out away from no-hitting West Virginia in a 7-inning series opener on May 3, 2003, with the Irish winning that pitchers duel (1-0) while Niesel had nine Ks, one walk and allowed a late bunt single. Fans at Eck Stadium on April 18, 2002, then were treated to a very rare sight – as recent LHP Sam Elam and Purdue RHP Matt Bischoff combined to allow no hits through the first 7-plus innings. Elam (6 BB, all in first 6 IP) allowed his only hit (9 IP) with two outs in the 8th while Bischoff's perfect game ended on a leadoff single from Jeremy Barnes in the 9th (the Irish won, 1-0 in the 10th). Elam was the first Irish pitcher with a 1-hit, 9-inning stint since the record-setting 25-1 win over South Alabama in the 2002 NCAA Regional at Eck Stadium. RHP Grant Johnson faced only 30 batters that day and became the 13th pitcher ever to toss a no-hitter or 1-hitter in the NCAAAs (8 Ks, 1 BB, 2 hit batters).

NAMESAKES – There are two monogram-winning grandfather/grandson combinations in Notre Dame baseball: 3B **Dennis O'Keefe** ('31, captain) and OF **Pat O'Keefe** (lettered '96, '97); and pitchers Jack ('45) and **Jess Stewart** ('07). Outfielder **Steve Andres** ('06) was a fourth-generation Notre Dame student whose great-grandfather **William Andres** was a Notre Dame catcher from 1916-18.



Jack and Jess Stewart



NATIONAL PLAYERS OF THE WEEK – Notre Dame's **Brian Stavisky** opened 2001 by batting .692 (9-for-13) and reaching base 10 consecutive times at the Mississippi State Classic. He was recognized by *Collegiate Baseball* as national player of the week and was the National Collegiate Baseball Writers' national "hitter of the week." His 10 consecutive times on base included hits in his final two ABs vs. New Orleans and a 3-for-3 (2 BB) later that day vs. Mississippi State (plus hits in his first three ABs vs. MSU the next day). **Aaron Heilman** was named by *CB* as national pitcher of the week twice in 2000, after 12 Ks in a 6-4 win over Georgia on March 5 and 18 Ks at West Virginia on April 15 (3-1, 10-inn.). The 25-1 win over South Alabama in the 2002 NCAAAs resulted in 2B **Steve Sollmann** and RHP **Grant Johnson** earning national player and pitcher-of-the-week honors (see Double Domination note) – while C **Sean Gaston** earned national player-of-the-week honors after starting his career batting 10-for-12 at the Florida Atlantic Classic (plus a game vs. Florida Memorial), on Feb. 27-29, 2004. 1B/OF **Craig Cooper** earned national hitter-of-the-week (NCBWA) honors in the final week of the 2005 regular season, after batting .565 with 13 RBI (13-for-23, 8 R, 2 HR, 2 BB, HBP) in games vs. Pittsburgh, USC (2) and West Virginia (3). He repeated national player-of-the-week honors in 2006 (from *CB* and *Rivals*), after batting a combined 10-for-19 with 13 RBI, 9 runs scored and 4 home runs in midweek games versus Toledo and IPFW, plus the weekend series with Rutgers.


NCAA STAT CHAMPIONS – Seven Notre Dame players have ranked first in an official NCAA season stat: **Shaun Fitzmaurice** (0.34 triples/gm, '64), **Dan Peltier** (32 doubles, '89), **Scott Sollmann** (11 triples, '95), **Aaron Heilman** (1.61 ERA, '98; also 6th in 2001, at 1.74), **Steve Stanley** ("hardest to strike out" in '02; 24.64 ABs per K; 271/11), **Craig Cooper** (79 runs, in '06) and **Brett Lilley** (31 HBP, 0.56 per game).

NINETIES – Notre Dame posted the seventh-highest winning percentage among D-I baseball teams in the 1990s (.724, 440-168), behind Wichita State, Miami, Clemson, Florida State, LSU and Delaware. The Irish will enter 2011 having won 70.4% of their games from 1990-2010 (858-359-4).


NUMBER ONE – The 2001 Notre Dame baseball team claimed the first number-1 ranking in program history, in the April 23 *Collegiate Baseball* poll (also #1 in the *CB* and *Baseball America* polls the next week). An unprecedented four Notre Dame teams were number-1 in 2000-01 (also women's soccer, men's fencing and women's basketball).

OFFENSIVE MACHINE – Notre Dame has posted many noteworthy pitching feats but the batters took their place in the sun during a 16-day stretch in 2002 – winning 23-1 win over Detroit (7 inn.) and 25-1 over top seed South Alabama, in the NCAA Regionals (both at Eck Stadium). It marked the only time in the program's 118-year history that a team had posted multiple wins by 20-plus runs while it had been 101 years since an Notre Dame team had topped 23 runs more than once (the 1901 team had games with 23 and 25 runs).

The Detroit game featured Notre Dame's 10 first-inning runs, with senior 3B **Andrew Bushey** collecting five of his record-tying seven RBI in the inning. Junior LF **Brian Stavisky** (5-for-5, 5 R) joined Bushey (4-for-6) in leading a 28-hit attack (plus 6 BB). That game was overshadowed in the win over South Alabama. Sophomore 2B **Steve Sollmann** (see "Double Domination") set or tied several NCAA and Notre Dame records (6-for-7, 7 RBI, 6 R, HR, 2 3B) and the team-record 32 hits were one shy of the NCAA Tournament record – with Notre Dame's 59 total bases (5 HR, 3 3B, 6 2B) blowing away that NCAA record (51).



OMAHA – Notre Dame's historic 2002 baseball season saw the Irish return to Omaha, Neb., for the College World Series – the program's first CWS appearance since 1957. The Irish were a fan favorite and helped attract record-setting crowds to Rosenblatt Stadium, with a stunning 5-3 comeback victory over Rice sandwiched around a pair of narrow defeats to Stanford (4-3, 5-3).



The Irish started that game batting 13-for-18, with top performers including senior C **Paul O'Toole** (5-for-5; second time Notre Dame teammates 5-plus hits in a game, first since 1903), senior CF **Steve Stanley** (4-for-5, 4 R), four with three hits and freshman reserve **Brent Weiss** (repeated his grand slam from Detroit game). The 25 runs ranked sixth in Notre Dame history (most since '82) while the 24-run margin has been bested only once in the program's 3,654 all-time games. The Irish equalled the output of 25 runs and scoring margin of 24 runs in a 25-1 rout of Georgetown on March 20, 2008.

OHIO – Several Ohio natives have played key roles for Notre Dame baseball, with the 2002 College World Series team featuring five starters from Ohio, led by four seniors – DH **Matt Bok** (Akron), 3B/C **Andrew Bushey** (Boardman, near Youngstown), C/3B **Paul O'Toole** (Cleveland suburb of Lakewood) and CF **Steve Stanley** (Upper Arlington, near Columbus) – plus sophomore 2B **Steve Sollmann** (Cincinnati). Another Upper Arlington native, recent SS **Greg Lopez**, joined the Irish in '03 (as did former SS **Brett Lilley**, a North Canton product, in '04). The 2011 roster features three Buckeye State natives in senior RHP **Cole Johnson**, his younger brother C **Forest Johnson** and sophomore 2B **Frank DeSico**.


OPPONENTS – Notre Dame has faced 302 opponents entering its 119th year of varsity baseball. Recent first-time opponents include: James Madison, Florida Int'l, Missouri and Oakland ('99); North Florida and Akron (2000); Florida Atlantic, New Mexico, Pacific, Sam Houston, South Florida, UC Santa Barbara (2001); Fairfield, Sacred Heart, Arkansas-Little Rock, Rochester and Rice ('02); Newman, Jacksonville and IPFW ('03); San Diego State, Florida Memorial, Texas Tech, Winthrop and UC Irvine ('04); Florida A&M and South Dakota State ('05); the College of Charleston ('06); Prairie View A&M, UNC Wilmington, Coastal Carolina, New York Tech, Florida Gulf Coast, Webber International and Franklin (all '07); Liberty, Albany, Lehigh, Texas A&M-Corpus Christi, Buffalo and Mississippi Valley State ('08); and Gonzaga and Grambling ('09). Three first-time foes are on the 2011 slate: Manhattan, Seattle and UAB. After those games, the program will have faced 192 of 283 current D-I teams (68%). Notre Dame's most common opponents: Northwestern (131 games), Western Michigan (129), Michigan State (128), Michigan (125), Wisconsin (119) and Purdue (119). Noteworthy teams that Notre Dame has yet to face (pre-'11): Oklahoma State, Kansas, Maryland, VCU, East Carolina, Southern Mississippi and UNLV.

PELTIER – Notre Dame outfielder **Dan Peltier** ('87-'89) was an academic and athletic All-American, with his .406 career batting average still ranking first in the program's history (he ranks second with 60 doubles and 202 RBI). Peltier played in the Major Leagues with the Texas Rangers and San Francisco Giants.

PLAYERS OF THE YEAR – Notre Dame players have been named conference player or pitcher of the year 12 times (since '83). Third baseman **Brant Ust** and RHP **Brad Lidge** were the fourth set of teammates to win the BIG EAST's top awards in the same season ('98), with RHP **Aaron Heilman** and CF **Steve Stanley** ('01) becoming the sixth pair to earn the top BIG EAST honors – followed by RHP **Jeff Manship** and 1B **Craig Cooper** in 2006. Heilman also earned the top pitcher honor in 2000 (as did **Chris Niesel** in '03), with Stanley becoming the BIG EAST's first repeat player of the year ('02). Ust was the third sophomore named BIG EAST player of the year, joining former Seton Hall great Mo Vaughn and UConn's Jason Grabowski. Three others were player of the year in the Midwestern Collegiate Conference (no pitcher award): CF **Dan Peltier** ('89), CF **Eric Danapilis** ('93) and LHP **Tom Price** ('94).

PHENOMS – Notre Dame has produced four BIG EAST rookies of the year: DH **Jeff Wagner** ('96), infielder **Brant Ust** ('97), 2B **Steve Sollmann** ('01) and 3B **Brett Lilley** ('05). Wagner set the Irish freshman home run record (10) only to see Ust hit 11 in '97. Ust

was the first freshman middle infielder ever named first team all-BIG EAST and was a consensus Freshman All-American. Sollmann made an impressive transition from the outfield and earned first team all-BIG EAST (as did Wagner and Ust) before being a consensus Freshman All-American – while Lilley was third team all-BIG EAST and a Freshman All-American. RHP **Aaron Heilman** was second team all-conference, a consensus Freshman All-American and one of three players named by *Collegiate Baseball* as 1998 co-national freshman of the year. CF **Steve Stanley** was second team all-BIG EAST in '99 (only freshman honored) and his classmate, catcher **Paul O'Toole**, became the seventh Notre Dame player to earn first team Freshman All-America honors in the '90s. RF **Brian Stavisky** was the only freshman position player to earn all-BIG EAST in 2000 (2nd team) before being named a consensus Freshman All-American (his 14 HRs ranked 4th in the nation among freshmen), an honor later earned by RHPs **Grant Johnson** ('02), **Jeff Samardzija** ('04) and **Kyle Weiland** ('06).



Jeff Samardzija

PRO PARKS – Notre Dame has played at several pro parks, including two college games and the 2001 exhibition vs. the Tampa Bay Devil Rays at their spring training site, Florida Power Park (pictured), plus 2002, '04, and '05 games in Texas at both Dell Diamond (home of triple-A Astros affiliate Round Rock Express) and Wolff Stadium (double-A San Antonio Missions), plus '06-'10 games at Wolff and the '08 Whataburger Classic at Whataburger Field (home of the double-A Corpus Christi Hooks, also an Astros affiliate). The Irish also played Dayton in '05 at HoHoKam Park (Chicago Cubs spring-training; Mesa, Ariz.) while the '06, '08, '09 and '10 BIG EAST Championships were each held in Clearwater, Fla., at Bright House Networks Field (spring training for the Philadelphia Phillies; also site for '11 BET) and the 2007 BIG EAST Championship was in Brooklyn, N.Y., at Keyspan Park (home to the Brooklyn Cyclones, Mets single-A). Notre Dame played at another elite minor-league facility in 2007 (Coastal Federal Field; Baseball at the Beach tournament in Myrtle Beach, S.C.).

Previous Irish teams have played at four MLB parks, including the Kingdome (1995 and '96), Three Rivers Stadium (1998), Metrodome (2000, '03 and '06) and U.S. Cellular Field (2008 and '09). The Irish also have played BIG EAST Tournament games at minor-league Dodd Stadium (Norwich, Conn.), Waterfront Stadium (Trenton, N.J.) and Commerce Bank Ballpark (Bridgeport, N.J.), while Notre Dame and Michigan annually played at Old Kent Park (now 5th/3rd Bank Ballpark), near Grand Rapids from 1995-2008. The Irish also played at the 1998 ACC Blast in Orlando (Atlanta Braves' spring training; Disney Sports Complex).



Former Notre Dame first baseman Joe Thaman visits with Vinny Castilla at the 2001 exhibition vs. the Devil Rays.



Kris Billmaier

PRIMETIME PLAYERS –

Several Notre Dame players have cranked up their production in the NCAAAs, including OF **Kris Billmaier** ('03) and 2B **Steve Sollmann**. Billmaier owned only a .271 career batting average in regular-season games but was a clutch performer in the NCAAAs, batting .448 (39-for-87) in 19 games of the 2000-03 NCAA Regionals, the 2002

Super Regional at Florida State and the '02 College World Series (his career NCAA stats include 20 RBI, 9 runs, 8 doubles, a triple, 9 walks). Sollmann hit .360 overall, including .462 in 22 NCAA games (43-for-93, 18 RBI, 23 R, HR, 3 3B, 2 2B, 8 BB, 9 SB). Dating back to 1989 (when Notre Dame made its first NCAA appearance since 1970), Sollmann and Billmaier rank second and fourth on the Irish list for career NCAA Tournament batting average (min. 20 ABs), with infielder **Matt Haas** sparkling for a .514 batting average in the 1992-94 Regionals (19-for-37, 15 RBI, 6 R, HR, 2B, 3 BB).

REGIONAL FINALS – Notre Dame advanced to the NCAA regional final round every year from 2000-05. Only six others (Texas, Miami, Rice, South Carolina, Stanford and LSU) can make that claim.



REUNION – Notre Dame's 1957 College World Series team held its first-ever reunion in the fall of 2001 – on campus the weekend of the Notre Dame-Michigan State football game. For many, it marked the first time they had seen one another since the '57 CWS. The reunion proved to be a good omen for the

REGIONALS – Notre Dame's Eck Stadium was the site of NCAA Regional action in 1999, 2001, '02 and '04 (only Florida State, LSU, Stanford and Miami hosted more Regionals in that six-year span). Cal State Fullerton advanced from the '99 Regional, which included the Irish, Creighton and Michigan. The event was well received by the community, with a near-record crowd of more than 2,100 for the opener versus Creighton (pictured). Notre Dame previously had played host to NCAA baseball action in 1949 and '59 (when opening games were comprised of geographically-based playoffs). Eck Stadium welcomed UC Santa Barbara, Florida International and Wisconsin-Milwaukee to tangle with Notre Dame in the 2001 Regional, with the Irish then winning the 2002 Regional that featured South Alabama, Ohio State and Kent State – while the 2004 participants included UC Irvine, Kent State and eventual College World Series entrant Arizona.



Irish baseball program, which eight months later made its first return to Omaha since that 1957 season. The reunion coincided with Notre Dame's alumni game and the '57 players had a chance to socialize with the 2002 squad at an informal dinner. Key players from the 1957 team were selected for a video interview session that documented the historic season. All starting position players were on hand, aside from deceased outfielder Gene Duffy.

ROAD WARRIORS – Despite the sweep by USF to end the 2008 regular season, Notre Dame finished the regular season 11-5 on the road. The Irish won just four games on the road in all of 2007 (4-11). Notre Dame, which put together a seven-game road winning streak, had not won seven straight road games since the 2006 campaign. The Irish also opened BIG EAST play with seven straight road wins. The Irish had never opened 7-0 on the road in conference play. In fact, Notre Dame had won seven straight BIG EAST road games just once before in school history (2006).

Notre Dame won 10 BIG EAST road games in 2008. The Irish fell one victory shy of breaking the single-season record for most BIG EAST victories in school history. The Irish won 10 league games in both 1999 and 2002.

SCORING STREAKS – Notre Dame saw its team-record scoring streak end May 15, 2002 (11-0 vs. Rutgers) and made a run at breaking that record with a 215-game scoring streak from 2002-06 (ended in an

8-0 loss to Minnesota, at the Metrodome). The Irish scored in the final 57 games of '99, every game of 2000 (64) and '01 (63), and in the first 46 of '02 – for a 230-game scoring streak that stretched back to a 12-0 loss at Florida International (Feb. 21, 1999). The recent streak included the final 21 games in 2002 and 63 games each year from 2003-05 (plus five games in '06), yielding runs in 445 of 446 games prior to the shutout loss versus Minnesota. The previous record, a 132-game scoring streak, began with the first game of the Paul Mainieri era, a 10-6 loss to Texas at the Anaheim Classic, on Feb. 24, 1995 (the Irish were shut out by Auburn, 8-0, in the '94 NCAAAs at Clemson). That streak ended versus Texas Pan-American (2-0) in a 7-inning game on March 10, 1997 (in San Antonio). Notre Dame scored in 98% of its games (899 of 918) from 1995-2009. Other previous long scoring streaks were 121 (April 23, 1930-May 26, 1937) and 103 games (May 25, 1907-May 17, 1912).

SHUTOUTS IN THE NCAAAs – **Chuck Symeon** and **Danny Tamayo**'s careers at Notre Dame are separated by more than 40 seasons, yet they are the only members of an exclusive club – by virtue of tossing shutouts in NCAA Championship play (two of just three shutouts ever posted by Notre Dame in 68 all-time NCAA games). Symeon's win capped his string of 14 shutout innings at the 1957 College World Series, as he opened the Colorado State game with four no-hit innings (the Irish won 23-2) before returning the next



ROSENBLATT – Former Irish head coach ('95-06) and current LSU skipper Paul Manieiri and former Notre Dame assistant coach ('95-03) and current Virginia headman Brian O'Connor faced off against one another in Omaha.

In addition to both Manieiri and O'Connor, each had Irish connections on their staff. David Grewe, LSU's associate head coach, was an assistant at Notre Dame from '03-'05. Plus, Javi Sanchez, LSU's hitting coach, played for the Irish ('02-'04). Ross Brezovsky, LSU's coordinator of baseball operations, also played at Notre Dame from '05-'08.

Eddie Smith was a volunteer assistant under O'Connor at Virginia and he played two seasons for the Irish and graduated in '06.

Each of the last three Notre Dame head coaches were in Omaha that week. Manieiri, Pat Murphy and Larry Gallo were all present. Murphy coached the Irish from '88-'94 before going to Arizona State. Gallo coached at Notre Dame from '81-'87. Gallo is now an associate AD at North Carolina and oversees baseball.

Mike Rooney, Director of Special Projects and External Affairs at Arizona State is also a Notre Dame grad. Rooney was an assistant under Murphy from '98-'04 at ASU. He played four years under Murphy at Notre Dame and graduated in '92.

In all, a total of nine players, coaches and administrators with Irish ties competed in the 2009 CWS. (pictured to the left)

SUMMER STARS – A.J. Pollock was named Cape Cod League Pat Sorenti Most Valuable Player in 2008. He joins a list that includes current MLB players Evan Longoria, Mike Fontenot, Carlos Pena, Darin Erstad and Jason Varitek. Pollock was just the second Notre Dame (and BIG EAST for that matter) player to ever capture Cape Cod League MVP. Dick Licini ('68) captured the award in 1968 as a first baseman for the Bourne Braves.

Pollock finished the regular season on the Cape leading the league in hits (61), doubles (15) and slugging percentage (.556). He ranked second in batting average at .377 -- a clip that remained above .300 all summer long -- as well as second in extra-base hits with 20. Pollock also ranked third in on-base percentage (.455) and runs scored (35). He smacked four home runs, drove in 25 RBI and stole 11 bases. Pollock started in center field as a West Division All-Star, going 2-for-3 at the plate, including a solo home run. He proved to be the perfect leadoff hitter for Falmouth, relying on his ability to make contact and put the ball in play, striking out only 24 times in 162 at-bats.



Three Notre Dame players made big names for themselves in the 2000 Cape Cod League, the nation's premier wood-bat summer league. (pictured, from left) Centerfielder **Steve Stanley**, outfielder **Brian Stavisky** and catcher **Paul O'Toole** were starters for the 2000 CCL all-star game (only Georgia Tech, with three, could match the Irish). Stanley led the league with .329 batting (2nd with 31 runs, 20 SBs) as leadoff man for the Brewster Whitecaps, alongside O'Toole (5th in the league with 4 HRs). Stavisky, the all-star MVP, was second in the CCL batting race (.324; 4th with 26 RBI, plus 3 HRs) and saw his Hyannis Mets fall to Brewster in the title game, 6-2.



Stavisky was an all-star with Hyannis in 2001, as was Irish second baseman **Steve Sollmann** with the Yarmouth-Dennis Red Sox, while Stanley was a 2001 summer All-American with the Great Lakes League's Delaware (Ohio) Cows. Several Notre Dame players led the Hays (Kan.) Larks to the title game of the 2000 and '01 National Baseball Congress World Series in Wichita: 3B **Andrew Bushey** and RHPs **Matt Buchmeier** and **Drew Duff** (in '00), and then RHP **J.P. Gagne** and 1B **Joe Thaman** (in '01). Gagne returned to the NBC World Series in '02, as a starter with the Alaska Goldpanners team that won the national title (2.98 ERA, 34 Ks, 13 BB, 46 hits allowed in 9 games/7 starts and 51.1 IP).

Four freshmen on Notre Dame's 2002 squad were invited to pitch in the CCL during the summer of '02 (**Grant Johnson** was slated to pitch for Brewster but was named to Team USA). **John Axford** pitched for Hyannis and **Chris Niesel** (3.42, 3-1, 25 Ks, 7 BB, 18 H, 23.2) with the Falmouth Commodores. Several were top performers in the summer of '03: 3B **Matt Macri** (2nd in CCL with 7 HRs; Brewster), Niesel (5th in CCL with 7 saves; Falmouth), OF **Craig Cooper** (.337, 38 RBI, 5 HR, 24 SB; Hays), closer **Ryan Doherty** (0.46, 3 SV, 28 Ks, 19.2 IP; Delaware) and DH **Matt Bransfield** (.381, 12 HR, 36 RBI; Colorado Sox), who later was a 2005 Alaska League all-star with the Mat-Su Miners (catcher **Sean Gaston** was a '05 and '06 CCL all-star with the Cotuit Kettleers).

Sam Elam was named the 2007 Jayhawk League's pitcher of the year (2.77, 7-0, 77 Ks) after leading Hays back to the NBC World Series. **Steven Mazur** captured the same award in 2008 (0.99, 5-0, 69Ks).

day (June 10) to eliminate favorite Texas, 9-0. The junior paced himself by holding back his patented fastball while scattering five singles and five walks, with seven strikeouts, three double plays and a pick-off. Tamayo's shutout came at the 2000 Starkville Regional, with the Irish facing elimination in front of a raucous crowd of 10,000-plus rooting mostly for homestanding Mississippi State. Tamayo -- who had completed a successful return from "Tommy John" reconstructive surgery but had pitched sparingly in 2000 -- shackled the potent Bulldogs with his tough changeup. His 105-pitch gem marked the first time since 1983 that Mississippi State was blanked in an NCAA regional (ending a 59-game regional scoring streak). Tamayo took a no-hitter into the 7th inning and faced just 30 batters, with one strikeout, 10 groundouts and 15 flyouts in his longest career outing (his previous best was five innings, two weeks earlier versus Rutgers).

SIX-HIT CYCLE – Alec Porzel was more than just an observer in Notre Dame's 22-18 loss to Pittsburgh on May 7, 2000, at Eck Stadium -- batting 6-for-6 and hitting for the cycle, including a traditional and an inside-the-park home run. He was the first player with six hits in 108 years of Notre Dame baseball and first to hit for the cycle since at least the mid-1980s (box scores incomplete) -- with the addition of an inside-the-park home run making his day more unique. Porzel tied the BIG EAST hit record and his 15 total bases were three shy of that BIG EAST record. The six-hit game included: an RBI triple in the 1st; a base hit that kicked past the sliding centerfielder and rolled to the track for a 3rd-inning HR; a single to center in the 5th; and three straight leadoff hits in the 7th (double), 8th (home run) and 9th (single).

STREAK BUSTERS – Notre Dame's 10-4 win in the 2002 NCAA Super Regionals halted Florida State's 25-game win streak, an Atlantic Coast Conference record and one of the longest streaks in D-I baseball history. Ending noteworthy streaks has become a tradition for Notre Dame teams:

- Nov. 17, 1957 – Dick Lynch's TD provides the only scoring as the Notre Dame football team wins at 2nd-ranked Oklahoma (7-0), ending the Sooners' 47-game win streak (still the NCAA record).

- Jan. 19, 1974 – Dwight Clay's jumper from the corner provides the winning points as the Irish basketball team halts UCLA's 88-game win streak (still NCAA record) in a 71-70 thriller.


- Oct. 2, 1994 – The Notre Dame women's soccer team plays to a 0-0 tie with perennial power North Carolina in St. Louis, stopping UNC's 92-game win streak (still an NCAA record) ... one year later, the Irish claim the national title with College Cup wins over UNC and Portland.

- Jan. 15, 2001 – Notre Dame women's basketball stuns Connecticut, 92-76, to halt UConn's 30-game win streak and help vault Notre Dame on to the national title.

- June 7, 2002 – Notre Dame baseball ends No. 1 Florida State's 25-game win streak (10-4, at Howser Stadium), in first game of NCAA Super Regional.

SUPER SAVER – Kyle Weiland, third round pick of the Boston Red Sox in 2008, picked up a save in four straight outings (Apr. 8-16) against Valparaiso, Villanova (twice) and Northern Illinois. He finished the 2008 season with seven saves, which gave Weiland 25 for his career and moved him ahead of John Corbin (20, 1997-00), Ryan Doherty (20, 2003-05) and J.P. Gagne (20, 2000-03) for the Irish all-time record.

30-30 RARITY – Shortstop **Alec Porzel** became the first Irish player ever to reach 30 career home runs (vs. Detroit in '01) and 30 stolen bases, totaling 37 HRs and 32 SBs from 1998-2001 (in 239 games played). Catcher **Paul O'Toole** (31 HR, 54 SB, 239 GP) joined Porzel in the unique 30-30 distinction, blasting his 30th home run midway through the 2002 season.



THREE-SPORT ATHLETE – Kevin Hardy was one of the most versatile athletes in Notre Dame history, becoming the first Notre Dame athlete in 19 years to monogram in three sports for the same academic year ('64-'65). The football All-American ('66, '67) lettered on the '64-'65 basketball team and led the '67 baseball team in batting (.398).



ND Baseball A-Z

TRAVEL – Notre Dame regularly travels to top-notch facilities and noteworthy cities. Since 1995, (including '11 trips), the Irish have visited: Fullerton, Long Beach and Los Angeles, Calif.; Seattle (Kingdome); Houston, San Antonio, Round Rock and Corpus Christi, Texas; 11 Florida cities (Miami, Orlando, Jacksonville, St. Petersburg, Tampa, Tallahassee, Boca Raton, Clearwater, Deland, Ft. Myers and Palm Beach), Atlanta, New Orleans, Boston, Washington, D.C., N.Y. City, Minneapolis (Metrodome), Myrtle Beach (S.C.), and Mesa, Phoenix and Tempe, Ariz.

TRIPLE CROWNS – Notre Dame's 2004 offense produced the BIG EAST's leaders in batting average during league play (sophomore OF **Craig Cooper**, .470), league home runs (7, by junior 3B **Matt Macri**) and league RBI (33, by sophomore DH **Matt Bransfield**) – the first time since 1989 (third time in league's history) that the same team had produced the BIG EAST champion in all three triple-crown categories. Cooper had his own triple feat in 2004, as he led the BIG EAST in conference batting, slugging (.712) and on-base pct. (.545). Former Notre Dame standout

20 postseason football games (now 30). The list now also includes Arkansas, LSU, Michigan, Missouri and Oklahoma State.

WIN STREAKS – Notre Dame's 17-game win streak in 2003 (March 24-April 14) was second-longest in the program's history and longest since 1991 – until the 2006 team's 23-game win streak (March 25-April 25) that is longest in the 118-year of Notre Dame baseball. The previous record was an 18-game streak in 1991 while the 1907 team won 17 straight (part of a 21-game overall win streak, spanning 1906-07). Notre Dame hit .353 in the 23-game win streak, with a 2.81 staff ERA and only 24 errors during that 2006 month-long span without a loss.

Notre Dame recorded an 11-game winning streak in 2008, which began on April 4 and ended on April 19. The streak was the second longest in the country at the time. All but five (1997, 2000, 2005, 2007 and 2010) of the 15 previous seasons has featured at least one double-digit winning streak (with two in both 1998 and 2004). Over the streak, the Irish outscored their opponents, 92-38 (8.4 to 3.5). Notre Dame batted .367 and registered a 2.91 earned run average.

ZOLNOWSKI – RHP **Ray Zolnowski** is the final player on ND baseball's list of 885 letterwinners. The 800th (RHP **Ryan Kalita**) played in '02.



Brant Ust is the only other BIG EAST player to lead the league in all three categories ('98). Cooper repeated his unique feat in '06, with a .481 batting avg., .759 slugging and a .573 on-base pct.

20-20-20 – Notre Dame in 2005 joined North Carolina (20-37-25), Oklahoma (29-23-39) and Texas (49-23-45) as the first schools to have qualified for at least 20 NCAA baseball tournaments (now 21), 20 NCAA men's basketball tournaments (now 30) and

TEAM USA (and more) – Four Notre Dame baseball players have been members of the U.S. National Team (as amateurs). Outfielder **Shaun Fitzmaurice** was a member of the 1964 U.S. Olympic team that competed in Tokyo (baseball was an exhibition sport in '64). Infielder **Brant Ust** was named to the elite 22-man U.S. team that posted a 32-10 record in the summer of '98, advancing from a qualifying tournament in Nicaragua to the World Junior Championship in Italy. Ust – a regular at third base who finished as the USA's third-leading hitter (.378, 20 RBI) – and his USA teammates were introduced in pregame ceremonies of Major League games at Arizona's BankOne Ballpark and New York's Shea Stadium. Righthander **Aaron Heilman** played on the 1999 Team USA squad that toured Japan and 10 U.S. states. Heilman ranked as one of the staff's top pitchers (4-2, 2 saves, 3.84 ERA, 37 Ks, 12 BB, 41 H in 40 innings). Heilman and Ust were the only players on their respective USA teams who hailed from a school in the Midwest or Northeast. Righthander **Grant Johnson** then toured with Team USA in the summer of '02 (international tournament in the Netherlands and World Championship in Italy), helping post a team record for staff ERA (1.48) with a solid showing in five outings (3 GS, 1.80, 2-1, 25 Ks, 13 BB, 11 H in 20 IP).

Infielder **Matt Macri** was one of two members of the 2000 U.S. Junior National Team who was named all-tournament at the Junior Pan Am Games (Sonora, Mexico). Johnson helped the '01 U.S. Juniors post a best-ever silver-medal finish at the '01 Pan Am Games in Cuba, winning both his outings. Fellow righthander **John Axford** crossed paths with Johnson in Joplin, Mo., when he won a game vs. the U.S. as a member of Canada's Youth National Team. Current junior **Jeff Manship** was a staff ace for the 2003 U.S. Junior National Team, with his starts at the Junior Pan Am Cup (0.84, 1-0, 20 Ks, 5 BB, 6 H, 10.2 IP) including a 15-strikeout outing vs. homestanding Curacao (10-1, in 9-inning game). He earlier was a middle reliever with the 2001 U.S. Youth National Team that won the World Championship in Vera Cruz, Mexico. Recent Irish outfielder **Cody Rizzo** played for the 2000 U.S. Youth National Team, winning the Pan Am Championship (Monterrey, Mexico). Another recent player, **Joey Williamson**, was a top pitcher for the 2002 U.S. Youth National Team (Pan Am Games runner-up).

Three former Notre Dame players recently competed with USA national teams that were comprised of professional players. Ust and lefthander **Chris Michalak** were members of the United States team that competed in the Netherlands at the 2005 Baseball World Cup while their fellow Notre Dame baseball alum **Brad Lidge** was a member of the elite pitching staff for Team USA at the inaugural World Baseball Classic (held during March of 2006, in Japan, Puerto Rico and the U.S.).



Johnson




Heilman



Macri



Axford



Manship



Fitzmaurice



Ust

The BIG EAST and its 12 member baseball schools have created quite a reputation as one of the nation's top baseball conferences – recently rising to a rating as the nation's fifth-best conference. Whether it is NCAA appearances, All-Americans, coaching legends, Major League draftees and players, or NCAA stat leaders, the BIG EAST consistently is represented at the highest level. For example, catch these facts about BIG EAST baseball:

CWS and NCAA Berths

Notre Dame made its second College World Series appearance in 2002, with the current BIG EAST membership combining for 19 all-time CWS appearances (also six by St. John's, five by Connecticut, four by Seton Hall and one each by Rutgers and Louisville).

The BIG EAST has sent 10 different teams to the NCAAs since 1990: Connecticut, Notre Dame, Pittsburgh, Providence, Rutgers, St. John's, Seton Hall, Villanova, West Virginia and Louisville. BIG EAST institutions have qualified 173 teams for the NCAAs, led by St. John's (32), Notre Dame (21) and Connecticut (16). Providence, Notre Dame and Rutgers earned bids to the 1999 NCAAs – the first time three BIG EAST teams went to the NCAAs in the same season. Notre Dame, Rutgers and Seton Hall then qualified for the NCAAs in 2000 and again in 2001, while St. John's, Rutgers and Louisville all made the NCAAs in 2007. Louisville, Connecticut and St. John's are reached the NCAA tournament in 2010 as well (one of 11 times since '91 that the BIG EAST has sent multiple teams to the NCAAs).

All-Americans

Over 150 players from BIG EAST schools have received All-America honors, led by St. John's (28), Seton Hall (19), Rutgers (19), Notre Dame (18) and Connecticut (16).

The BIG EAST topped all conferences in 1999 American Baseball Coaches Association All-Americans, with eight (four were honored in 2000). Five different BIG EAST teams had players earn ABCA All-America honors in 1999, tying the Big 12 and Pacific-10 for the widest team representation within any conference.

The Major League Draft

Nearly 1,000 players from BIG EAST institutions have been selected in the Major League Baseball draft.

The BIG EAST has had at least one player picked in the first round in 13 of the last 17 MLB drafts (span dates back to 1994). The BIG EAST also saw 233 of its players drafted in the decade of 2000-09, with eight going in the first 10 rounds of the '02 and '09 drafts, seven in '06, six in '00, '04 and '07 and four in '01.

Five BIG EAST baseball players were chosen in the first five rounds of the 2010 MLB draft. Connecticut 3B **Mike Olt** was the first BIG EAST player chosen as he went to the Texas Rangers with the 49th pick in Compensation Round A. West Virginia SS **Jedd Gyorko** went in the second round, going to the San Diego Padres with the 59th overall pick. BIG EAST Player of the Year **Joe Leonard** was chosen in the third round, going to the Atlanta Braves with the 101st pick. Louisville's **Thomas Royse**, the BIG EAST Pitcher of the Year, led a run of nine Cardinal players chosen when he went to the Chicago White Sox in Compensation Round B with the 114th pick. Villanova outfielder **Matt Szczur** was the first of four Wildcat players taken when he was snagged by the Chicago Cubs in the fifth round.

During the past 14 seasons, 14 BIG EAST players have been drafted before the second round (18 since '90): Olt (#49 overall) in 2010; Notre Dame OF **A.J. Pollock** (#17 overall) in 2009;

Rutgers SS **Todd Frazier** (#34 overall) and Louisville RHP **Trystan Magnuson** (56th) both in 2007; St. John's RHP **Craig Hansen** (26th overall in '05; Boston Red Sox); Boston College RHP **Chris Lambert** (19th in '04, St. Louis Cardinals); the 2002 duo of Virginia Tech LHP **Joe Saunders** (12th, Anaheim Angels) and Rutgers RHP **Bobby Brownlie** (21st, Chicago Cubs); Notre Dame RHP **Aaron Heilman** as 2000 compensatory-round pick (31st overall, Minnesota Twins) and then 18th overall in '01 (N.Y. Mets); Providence OF **Keith Reed** (23rd, Baltimore Orioles in '99); Irish RHP **Brad Lidge** (17th, Houston Astros in '98); and the 1997 pair of Seton Hall LHP **Jason Grilli** (4th, San Francisco Giants) and West Virginia RHP **Chris Enochs** (11th, Oakland A's).

Providence 1B/OF **Pete Tucci** (Blue Jays, '96), Seton Hall RHP **Matt Morris** (Cardinals, '95) and 3B **Mike Gruppuso** (Astros, '91), and St. John's pitcher **C.J. Nitkowski** (Reds, '94) also were first rounders.

In the '02 draft, the BIG EAST produced three outfielders – Notre Dame's **Steve Stanley** and **Brian Stavisky** (A's 2nd and 6th-round picks) and Rutgers' **Val Majewski** (3rd round, Orioles) – who were selected in at least the first six rounds (no other conference could match that), while Saunders, Brownlie and Villanova's **Brian Slocum** (2nd round, Cleveland) gave the BIG EAST an unmatched trio of highly-drafted pitchers (the BIG EAST's total of four picks in the first two rounds of '02 was second only to the ACC's five).

At least one Notre Dame player has been drafted in the first 10 rounds in 13 of the past 17 Major League drafts (with 22 total top-10-round picks in that 17-year stretch).

Coaches

The BIG EAST employs some of the nation's best coaches, including one who registered his 1,000th career win (**Fred Hill** of Rutgers) in 2010 and another who enters 2011 with more than 700 career wins (**Lelo Prado** of South Florida). Two former BIG EAST coaches – Seton Hall's **Mike Sheppard** (998) and Virginia Tech's **Chuck Hartman** (1,401) – rank among the winningest coaches in college baseball history.

Major Leaguers

Many major leaguers from yesterday and today have played at BIG EAST institutions, with those players including:

Cincinnati: Ethan Allen, Mike Hershberger, Miller Huggins, Sandy Koufax, Kevin Youkilis

Connecticut: Walt Dropo, Rollie Sheldon, Moe Morhardt, Gary Waslewski, Charles Nagy, Roberto Hernandez, Pete Walker, Jason Grabowski, Jeff Fulchino, Brian Esposito, Jesse Carlson.

Georgetown: Tom McCreery, Mike Mahoney, Dick Harley, Doc White, Lew Drill, Charles Moran, Art Devlin, Kid O'Hara, Hub Hart, Red Morgan, Cotton Minahan, Sam Edmonston, Tom Cantwell, Doc Martel, Red Downey, Charlie Bold, Billy Martin, Tom Connolly, John Gallagher, Art Corcoran, Mike Cantwell, Bob McGraw, Tom Whelan, Ken Jones, Paul Florence, Clyde Sukeforth, Lefty Taber, Del Bissonette, Johnny Scalzi, Don Brennan, Jim Castiglia, Al Naples, Art Schult, Sean Maloney.

Louisville: Doc Powers, Hod Kibbie, Fred Koster, Sean Green.

Notre Dame: Willie McGill, Cap Anson, Joe Blong, Bill Krieg, Count Campau, Bert Inks, Louis Sockalexis, Doc Powers, Henry Thielman, Norwood Gibson, John Walsh, Peaches O'Neill, Shag Shaughnessy, Ed Reulbach, Red Murray, Red Morgan, Joe Birmingham, Harry Curtis, Burt Keeley, Jean Dubuc, Tillie Shafer, Ed McDonough, Frank Scanlan, Billy Burke, Red Kelly, Bert Daniels, Earle Mack, Alex McCarthy, George Cutshaw, Cy Williams, Lou Nagelsen, Bill Lathrop, Clem Clemens, Herb Kelly, Rupert Mills, Al Bergman, Pat Murray, Adrian Lynch, Tom Whelan, John Mohardt, Paul Castner, Red Smith, Ed Walsh, Billy Sullivan, Ed Laggar, Andy Pilney, Yank Terry, Ed Hanyzewski, Lou Bevil, John McHale, Jackie Mayo, Billy Reed, Paul Schramka, Duke Simpson, Bill Froats, Tom Carroll, Jim Brady, Carl Yastrzemski, Jim Hannan, Frank Carpin, Dick Rusteck, Shaun Fitzmaurice, Ron Reed, Dick Thoenen, Dan McGinn, Dan Peltier, Tommy Shields, Craig Counsell, Chris Michalak, Christian Parker, Brad Lidge, Aaron Heilman, Bobby Keppel, Matt Macri, Jeff Samardzija, Jeff Manship, John Axford.

Pittsburgh: George "Doc" Medich, Ken Macha

Providence: Ed Wineapple, Al Blanche, Birdie Tebbetts, Lou Merloni, John McDonald, Keith Reed.

Rutgers: John Harkins, Sandy Piez, Walter French, Hilly Flitcraft, Hardy Peterson, Don Taussig, Jeff Torborg, Paul Boris, Bud Anderson, Bob Tewksbury, Rob MacDonald, Eric Young, Joe Borowski, Angel Echevarria, Darrin Winston, David DeJesus, Pete Zoccolillo, Val Majewski, Jason Bergmann, Jack Egbert, Jeff Frazier.

St. John's: Mickey Rutner, Ted Schreiber, Larry Bearmarth, Mike Proly, Steve Ratzer, Frank Viola, Scott Ullger, John Franco, Wayne Rosenthal, Terry Bross, C.J. Nitkowski, Rich Aurilia, Craig Hansen, Rob Delaney, Anthony Varvaro.

Seton Hall: Jack Ferry, Pepper Peploski, Joe Shannon, Red Shannon, Frank Brugg, Otto Rettig, Ed Madjeski, Gene Hermanski, Steve Nagy, Chuck Connors, Ted Lepcio, Hank Fischer, Danny Coombs, Johnny Briggs, Bill Henry, Rick Cerone, Charlie Puleo, Dan Morogiello, John Morris, Pat Pacillo, Craig Biggio, Mo Vaughn, Kevin Morton, John Valentin, Rich Scheid, Matt Morris, Jason Grilli, Mike Moriarty.

South Florida: Tony La Russa, Eric Soderholm, Chris Welsh, Ben Hayes, Tim Hulett, Tony Fossas, Dave Eiland, Scott Hemond, Derek Lee, Fred Rath, Jr., Jason Dellaero, Ross Gload, Chris Heintz, Jeff Baisley.

Villanova: Red Donahue, Barney McFadden, Jack Hayden, Mike O'Neill, Paddy Greene, Matt Broderick, Joe Cassidy, Mickey Doolan, Snake Deal, Jim Stephens, Tom Catterson, Bunny Madden, Bert Daniels, Ernie Lush, Joe Walsh, Fred Sherry, Mike Murphy, Eddie Murphy, Jimmie Savage, Mike Loan, Pat Kilhullen, Fred Lear, Vince Molyneaux, Mike Pasquella, Nelson Greene, Ed Cotter, Joe Connell, Al Smith, Bill Dietrich, Frank Skaff, Ben Geraghty, Swede Larsen, Ray Stoviak, Nick Etten, Mickey Vernon, Jim Schelle, Art Mahan, Lennie Merullo, Mike Garbark, Frank Kreutzer, Bruce Howard, Steve Huntz, Rafael Novoa, Gary Scott, Gene Schall, Mike Neill, Mike Porzio, Kevin Mulvey.


West Virginia: Scoops Carey, Jake Hewitt, Charlie Hickman, Ed Kenna, Gene Curtis, Bull Smith, Buck Washer, Larry McClure, Frank Barron, Skeeter Shelton, John Woods, Herman Layne, Babe Barna, Johnny Gorsica, Jim Fridley, George Freese, Jim Heise, Paul Popovich, Bucky Guth, Darrell Whitmore, Joe Hudson, Steve Kline, Scott Seabol, Dustin Nippert.



Craig Counsell
Notre Dame




Charles Nagy
UConn



Frank Viola
St. John's



Mo Vaughn
Seton Hall



Lou Merloni
Providence



Eric Young
Rutgers

INTIMIDATE AT THE PLATE



When you step up to the plate with TPX®, people know you mean business.

Whether you're swinging the H2™ Hybrid, the Exogrid® or the Omaha™ Silhouette Limited Edition, you're armed with the best there is. And your opponents know it.

So put some intimidation in your game. Swing Louisville Slugger / TPX®.



THE OFFICIAL BAT OF AMERICA'S PASTIME.™

www.slugger.com

© 2010 Hillerich & Bradsby Co., Louisville, KY. All rights reserved.
Exogrid is a Registered Trademark of VyaTek Sports.



UNIVERSITY OF NOTRE DAME®



Notre Dame not only opens a new season in 2011, but a new era as Mik Aoki embarks on his first season in charge of the Irish baseball program.

Numerical Roster

NUMERICAL ROSTER

1	Adam Norton*
2	John Rodgers
3	Trey Mancini
4	Joe Hudson*
5	Chris Reinhart
6	Brian Dupra*** (C)
7	Eric Jagielo
8	Matt Grosso**
10	Dustin Ispas*
11	Tommy Chase*
12	Bret Basilone
13	Herman Petzold*
14	Matt Scioscia***
15	Greg Sherry***
18	Sean Fitzgerald
19	Todd Miller***
20	Charlie Markson*
21	Joe Spano**
22	Anthony McIver
23	Ryan Richter**
24	Patrick Veerkamp*
25	Ricky Palmer
26	Mick Doyle*** (C)
27	Breck Ashdown
28	Cameron McConnell***
30	Forrest Johnson
32	Alex Robinson**
33	Ty Adams*
35	Frank DeSico*
37	Cole Johnson***
40	Dan Slania
43	Joe Spizzirri*
44	David Casey**
45	Will Hudgins**
51	Donnie Hissa
52	Steve Sabatino**



2011 UNIVERSITY OF NOTRE DAME FIGHTING IRISH BASEBALL

No.	Name	Yr.	Pos.	B-T	Ht.	Wt.	Hometown (Previous School)
1	Adam Norton*	SO	RHP/OF	R/R	6-1	185	Highland, IN (Andrean)
2	John Rodgers	FR	INF/OF	L/R	5-10	170	Palm City, FL (John Carroll Catholic)
3	Trey Mancini	FR	1B	R/R	6-4	230	Winter Haven, FL (Winter Haven)
4	Joe Hudson*	SO	C	R/R	6-1	215	Odessa, FL (Tampa Jesuit)
5	Chris Reinhart	FR	INF	R/R	6-1	195	Tampa, FL (Tampa Jesuit)
6	Brian Dupra*** (C)	SR	RHP	R/R	6-3	205	Rochester, NY (Greece Athena)
7	Eric Jagielo	FR	INF	L/R	6-2	215	Downers Grove North, IL (Downers Grove North)
8	Matt Grosso**	SR	OF	L/L	5-11	175	Marlborough, CT (RHAM/Maine/UConn)
10	Dustin Ispas*	JR	LHP	L/L	6-0	215	Rancho Cucamonga, CA (Los Osos)
11	Tommy Chase*	JR	INF	R/R	5-10	175	Cohasset, MA (Boston College HS)
12	Bret Basilone	FR	OF	B/R	5-9	180	Springdale, PA (Springdale)
13	Herman Petzold*	SR	OF	R/R	5-10	175	Saint Clair Shores, MI (De LaSalle)
14	Matt Scioscia***	SR	C/1B	R/R	6-1	240	Westlake Village, CA (Encino Crespi Carmelite)
15	Greg Sherry***	SR	INF	R/R	5-10	185	Mendham, NJ (Delbarton)
18	Sean Fitzgerald	FR	RHP	R/R	6-2	165	McLean, VA (McLean)
19	Todd Miller***	SR	RHP	R/R	6-3	205	Franklin, TN (Montgomery Bell Academy)
20	Charlie Markson*	SO	OF	R/R	6-2	195	Whitefish Bay, WI (Whitefish Bay)
21	Joe Spano**	JR	LHP	L/L	5-10	170	Verona, NJ (Seton Hall Prep)
22	Anthony McIver	FR	LHP	L/L	6-4	190	Vista, CA (Rancho Buena Vista)
23	Ryan Richter**	JR	LHP	L/L	6-3	210	South Bend, IN (St. Joseph's)
24	Patrick Veerkamp*	SO	RHP	R/R	6-2	205	Fort Wayne, IN (Homestead)
25	Ricky Palmer	SO	C	R/R	5-11	200	Orland Park, IL (Brother Rice)
26	Mick Doyle*** (C)	SR	INF	R/R	6-1	200	LaGrange Park, IL (Benet Academy)
27	Breck Ashdown	SO	RHP/1B	L/R	6-4	215	Tucson, AZ (Catalina Foothills)
28	Cameron McConnell***	SR	C	R/R	6-1	220	Bannockburn, IL (Deerfield)
30	Forrest Johnson	FR	C	R/R	6-1	205	Hudson, OH (Hudson)
32	Alex Robinson**	JR	OF	B/R	5-11	170	Dallas, TX (First Baptist Academy)
33	Ty Adams*	SR	1B/OF	R/R	6-6	230	Indianapolis, IN (Brebeuf Jesuit)
35	Frank DeSico*	SO	INF	R/R	5-9	185	Cleveland, OH (St. Ignatius)
37	Cole Johnson***	SR	RHP	R/R	6-3	200	Hudson, OH (Hudson)
40	Dan Slania	FR	RHP	R/R	6-4	275	Tucson, AZ (Salpointe Catholic)
43	Joe Spizzirri*	SR	LHP	L/L	6-2	185	San Juan Capistrano, CA (JSerra Catholic)
44	David Casey**	SR	1B	L/L	6-5	250	Whitefish Bay, WI (Whitefish Bay)
45	Will Hudgins**	JR	RHP	R/R	6-3	210	Richmond, VA (Douglas Freeman)
51	Donnie Hissa	FR	RHP	R/R	6-6	250	Iron River, WI (Maple Northwestern)
52	Steve Sabatino**	JR	LHP	L/L	6-2	190	Lockport, IL (Lockport Township)

* – monograms won

(C) – captains

Head Coach: #9 Mik Aoki (Davidson '90, 1st season)

Assistant Coach: #16 Joe Hastings (East Carolina '01, 1st season)

Assistant Coach: #29 Jesse Woods (Wheaton College '04, 1st season)

Volunteer Assistant: #34 Chuck Ristano (Sacred Heart '04, 1st season)

BY HOME STATE

Arizona (2)

Breck Ashdown
Dan Slania

California (4)

Dustin Ispas
Anthony McIver
Matt Scioscia
Joe Spizzirri

Connecticut (1)

Matt Grosso

Florida (4)

Joe Hudson
Trey Mancini
Chris Reinhart
John Rodgers

Illinois (5)

Mick Doyle
Eric Jagielo
Cameron McConnell
Ricky Palmer
Steve Sabatino

Indiana (4)

Ty Adams
Adam Norton
Ryan Richter
Patrick Veerkamp

Massachusetts (1)

Tommy Chase

Michigan (1)

Herman Petzold

New Jersey (2)

Greg Sherry
Joe Spano

New York (1)

Brian Dupra

Ohio (3)

Frank DeSico
Cole Johnson
Forrest Johnson

Pennsylvania (1)

Bret Basilone

Tennessee (1)

Todd Miller

Texas (1)

Alex Robinson

Virginia (2)

Sean Fitzgerald
Will Hudgins

Wisconsin (3)

David Casey
Donnie Hissa
Charlie Markson

PRONUNCIATION GUIDE

Bret BASS-uh-lone	Anthony Mick-IVER
Frank Duh-SEE-ko	Herman PET-zold
Brian Do-PRAY	Ryan RICK-ter
Matt GRAH-so	Chris RINE-heart
Donnie HISS-uh	Dan Slay-nee-uh
Will HUH-gins	Matt SO-shuh
Dustin IS-pis	Joe Spuh-ZEER-ee
Eric JA-gah-low	Patrick VEAR-camp

BY CLASS

Seniors (12)

Brian Dupra, Matt Grosso, Herman Petzold, Matt Scioscia, Greg Sherry, Todd Miller, Mick Doyle, Cameron McConnell, Ty Adams, Cole Johnson, Joe Spizzirri, David Casey

Juniors (7)

Dustin Ispas, Tommy Chase, Joe Spano, Ryan Richter, Alex Robinson, Will Hudgins, Steve Sabatino

Sophomores (7)

Adam Norton, Joe Hudson, Charlie Markson, Patrick Veerkamp, Frank DeSico, Breck Ashdown, Ricky Palmer

Freshmen (10)

John Rodgers, Trey Mancini, Chris Reinhart, Eric Jagielo, Bret Basilone, Sean Fitzgerald, Anthony McIver, Forrest Johnson, Dan Slania, Donnie Hissa



ALPHABETICAL ROSTER

33 Ty Adams*
27 Breck Ashdown
12 Bret Basilone
44 David Casey**
11 Tommy Chase*
35 Frank DeSico*
26 Mick Doyle*** (C)
6 Brian Dupra*** (C)
18 Sean Fitzgerald
8 Matt Grosso**
51 Donnie Hissa
45 Will Hudgins**
4 Joe Hudson*
10 Dustin Ispas*
7 Eric Jagielo
37 Cole Johnson***
30 Forrest Johnson
3 Trey Mancini
20 Charlie Markson*
28 Cameron McConnell***
22 Anthony McIver
19 Todd Miller***
1 Adam Norton*
25 Ricky Palmer
13 Herman Petzold*
5 Chris Reinhart
23 Ryan Richter**
32 Alex Robinson**
2 John Rodgers
52 Steve Sabatino**
14 Matt Scioscia***
15 Greg Sherry***
40 Dan Slania
21 Joe Spano**
43 Joe Spizzirri*
24 Patrick Veerkamp*



2011 UNIVERSITY OF NOTRE DAME FIGHTING IRISH BASEBALL

No.	Name	Yr.	Pos.	B-T	Ht.	Wt.	Hometown (Previous School)
33	Ty Adams*	SR	1B/OF	R/R	6-6	230	Indianapolis, IN (Brebeuf Jesuit)
27	Breck Ashdown	SO	RHP/1B	L/R	6-4	215	Tucson, AZ/Catalina Foothills
12	Bret Basilone	FR	OF	B/R	5-9	180	Springdale, PA (Springdale)
44	David Casey**	SR	1B	L/L	6-4	250	Whitefish Bay, WI (Whitefish Bay)
11	Tommy Chase*	JR	INF	R/R	5-10	175	Cohasset, MA (Boston College HS)
35	Frank DeSico*	SO	INF	R/R	5-9	185	Cleveland, OH (St. Ignatius)
26	Mick Doyle*** (C)	SR	INF	R/R	6-1	200	LaGrange Park, IL (Benet Academy)
6	Brian Dupra*** (C)	SR	RHP	R/R	6-3	205	Rochester, NY (Greece Athena)
18	Sean Fitzgerald	FR	RHP	R/R	6-2	165	McLean, VA (McLean)
8	Matt Grosso**	SR	OF	L/L	5-11	175	Marlborough, CT (RHAM/Maine/UConn)
51	Donnie Hissa	FR	RHP	R/R	6-6	250	Iron River, WI (Maple Northwestern)
45	Will Hudgins**	JR	RHP	R/R	6-3	210	Richmond, VA (Douglas Freeman)
4	Joe Hudson*	SO	C	R/R	6-1	215	Odessa, FL (Tampa Jesuit)
10	Dustin Ispas*	JR	LHP	L/L	6-0	215	Rancho Cucamonga, CA (Los Osos)
7	Eric Jagielo	FR	INF	L/R	6-2	215	Downers Grove North, IL (Downers Grove North)
37	Cole Johnson***	SR	RHP	R/R	6-3	200	Hudson, OH (Hudson)
30	Forrest Johnson	FR	C	R/R	6-1	205	Hudson, OH (Hudson)
3	Trey Mancini	FR	1B	R/R	6-4	230	Winter Haven, FL (Winter Haven)
20	Charlie Markson*	SO	OF	R/R	6-2	195	Whitefish Bay, WI (Whitefish Bay)
28	Cameron McConnell***	SR	C	R/R	6-1	220	Bannockburn, IL (Deerfield)
22	Anthony McIver	FR	LHP	L/L	6-4	190	Vista, CA (Rancho Buena Vista)
19	Todd Miller***	SR	RHP	R/R	6-3	205	Franklin, TN (Montgomery Bell Academy)
1	Adam Norton*	SO	RHP/OF	R/R	6-1	185	Highland, IN (Andean)
25	Ricky Palmer	SO	C	R/R	5-11	200	Orland Park, IL/Brother Rice
13	Herman Petzold*	SR	OF	R/R	5-10	175	Saint Clair Shores, MI (De LaSalle)
5	Chris Reinhart	FR	INF	R/R	6-1	195	Tampa, FL (Tampa Jesuit)
23	Ryan Richter**	JR	LHP	L/L	6-3	210	South Bend, IN (St. Joseph's)
32	Alex Robinson**	JR	OF	B/R	5-11	170	Dallas, TX (First Baptist Academy)
2	John Rodgers	FR	INF/OF	L/R	5-10	170	Palm City, FL (John Carroll Catholic)
52	Steve Sabatino**	JR	LHP	L/L	6-2	190	Lockport, IL (Lockport Township)
14	Matt Scioscia***	SR	C/1B	R/R	6-1	240	Westlake Village, CA (Encino Crespi Carmelite)
15	Greg Sherry***	SR	INF	R/R	5-10	185	Mendham, NJ (Delbarton)
40	Dan Slania	FR	RHP	R/R	6-4	275	Tucson, AZ (Salpointe Catholic)
21	Joe Spano**	JR	LHP	L/L	5-10	170	Verona, NJ (Seton Hall Prep)
43	Joe Spizzirri*	SR	LHP	L/L	6-2	185	San Juan Capistrano, CA (JSerra Catholic)
24	Patrick Veerkamp*	SO	RHP	R/R	6-2	205	Fort Wayne, IN (Homestead)

* – monograms won

(C) – captains

Head Coach: #9 Mik Aoki (Davidson '90, 1st season)

Assistant Coach: #16 Joe Hastings (East Carolina '01, 1st season)

Assistant Coach: #29 Jesse Woods (Wheaton College '04, 1st season)

Volunteer Assistant: #34 Chuck Ristano (Sacred Heart '04, 1st season)

BY POSITION

RHP (10)

Breck Ashdown
Brian Dupra
Sean Fitzgerald
Donnie Hissa
Will Hudgins
Cole Johnson
Todd Miller
Adam Norton
Dan Slania
Patrick Veerkamp

LHP (6)

Dustin Ispas
Anthony McIver
Ryan Richter
Steve Sabatino
Joe Spano
Joe Spizzirri

Catcher (5)

Joe Hudson
Forrest Johnson
Cameron McConnell
Ricky Palmer
Matt Scioscia

First Base (5)

Ty Adams
Breck Ashdown
David Casey
Trey Mancini
Matt Scioscia

Middle Infielders (8)

Tommy Chase
Frank DeSico
Mick Doyle
Eric Jagielo
Adam Norton
Chris Reinhart
John Rodgers
Greg Sherry

Third Base (6)

Tommy Chase
Mick Doyle
Eric Jagielo
Adam Norton
Herman Petzold
Greg Sherry

Outfielders (8)

Ty Adams
Bret Basilone
Matt Grosso
Charlie Markson
Adam Norton
Herman Petzold
Alex Robinson
John Rodgers

BY HEIGHT

6-6

Ty Adams
Donnie Hissa

6-5

David Casey

6-4

Breck Ashdown
Trey Mancini
Anthony McIver
Dan Slania

6-3

Brian Dupra
Will Hudgins
Cole Johnson
Todd Miller
Ryan Richter

6-2

Sean Fitzgerald
Eric Jagielo
Charlie Markson
Steve Sabatino
Joe Spizzirri
Patrick Veerkamp

6-1

Mick Doyle
Joe Hudson
Forrest Johnson
Cameron McConnell
Adam Norton
Chris Reinhart
Matt Scioscia

6-0

Dustin Ispas

5-11

Matt Grosso
Ricky Palmer
Alex Robinson

5-10

Tommy Chase
Herman Petzold
John Rodgers
Greg Sherry
Joe Spano

5-9

Bret Basilone
Frank DeSico



New Season, New Era Irish embark on the first season under first-year head coach Mik Aoki



First-year Notre Dame coach Mik Aoki has experience building the foundation of a program from the ground floor and will benefit from those experiences in returning Irish baseball to the top of the BIG EAST.

New University of Notre Dame baseball coach **Mik Aoki** did not mix his words at his opening press conference. He understood the potential of the Irish program moving forward and its deserved place among the top in the country.

"I think that Notre Dame is arguably the biggest brand name in college athletics," said Aoki. "It is one of the best academic institutions in the country, and I feel that model is one that can help us get back to Omaha."

Aoki quickly and succinctly established the goals of his program, but he did not stop there.

"I think we have the components to win championships in the Big East," said Aoki. "It's an opportunity to win regional championships, super regionals and get to Omaha and win the National Championship."

In all, Aoki used the words, Omaha or championship, a total of 12 different times in his first public stage as Irish head coach.

The process of returning the program to level of its past — 21 total NCAA tournament appearances and 12 over a 15-year span from 1992-2006, including a trip to the 2002 College World Series — starts at the ground floor.

"We want to instill a certain type of work ethic," said Aoki. "We need to carry a certain tempo, pace and sense of urgency to the way we practice and play. It also carries over to the way we lift weights, condition and conduct ourselves on campus and in the classroom."

Aoki has also needed to work on the players psyche as well.

"I just needed to remind the guys that it is a game and that they must enjoy it," said Aoki. "They need to have fun with it and return a sense of passion and love for the game."

"We needed to build a sense of team and family. That stage of the process has been put in place and the wheels are in motion."

Aoki is not unfamiliar with the process. He was instrumental in building the Boston College program from the ground floor and eventually took the Eagles to uncharted territory. He led the Eagles to the Atlantic Coast Conference Tournament in 2009 and 2010 (the only two ACC Tournament appearances in school history) and their first NCAA Regional appearance in 42 years (2009).

In 2009, the Eagles nearly knocked off number-one national seed Texas in an NCAA-record 25-inning game that would have propelled them to the finals of the '09 Austin Regional and given

Boston College a great chance at reaching its first Super Regional in program history.

Aoki's '09 squad qualified for its first ACC Tournament and made a statement there as well. Entering the tournament needing at least one win to likely ensure a spot in an NCAA regional, the Eagles lost their first game to seventh-ranked Florida State. Boston College responded emphatically, beating 13th-rated Georgia Tech and 16th-ranked Miami in the next two games by a combined score of 17-4 to earn its bid to Austin.

The Eagles' 34-26 overall record qualified as their best since 2005 and their 13-15 record in ACC play marked the

most league wins since joining the conference in 2006 (Boston College eclipsed that total in 2010 with 14). The New England Intercollegiate Baseball Association tabbed Boston College as its team of the year for its performance.

Despite the loss of two top-50 overall draft picks following the '09 campaign, Boston College finished 30-28 overall, 13-15 in the ACC, and qualified for 2010 ACC Tournament. The Eagles took two of three to open the season at perennial power Tulane and recorded five victories over foes ranked in the top 10, including Miami (twice), Clemson, Florida State and Georgia Tech.

Aoki mentored six all-ACC performers in his four seasons as head coach, including the program's only two first-team nominees in Sanchez (2009) and Mickey Wiswall (2010). Four Eagles earned all-conference honors in 2009, the most since joining the ACC. Aoki's teams also produced eight all-New England selections, five all-ACC Academic Team members and two All-Americans (Belfiore and Sanchez).

Aoki also spent five years (1999-2003) as Columbia head coach. His teams won 20 or more games in each of his last three seasons. Before the Aoki era, the Lions had not posted a 20-win season since 1987.

Aoki feels the players have definitely made some positive adjustments to the first level of the process.

"We have done a good job to display the worth ethic that is necessary in order to compete at this level, the ultimate level, which is a national level," said Aoki. "The guys have gotten more and more accustomed to the tempo and pace of which those things need to occur as well."

"I don't know that the necessary enthusiasm and energy level has been fully reached yet, but we are definitely getting closer," said Aoki. "The sense of team, family, pulling for one another and playing for one another has really begun to incorporate itself on a daily basis in the program."

Here is a position-by-position breakdown of the 2010 Fighting Irish baseball squad:

THE CATCHERS

The Irish will take the field in 2011 with an experienced and deep catching staff, which includes seniors **Cameron McConnell** and **Matt Scioscia**, sophomores **Joe Hudson** and **Ricky Palmer**, as well as freshman **Forrest Johnson**.

McConnell and Hudson will battle for the starting spot. Each saw significant time behind the dish in 2010. McConnell played in 40 games and started 38, but struggled at the plate. He batted just .219 (the lowest of his Irish career) with three home runs and 17 RBI. McConnell, who drove in 37 RBI in 2009 (the second-most of any BIG EAST catcher) registered eight multi-hit games last year, including each of the first three games to open the season and then back-to-back outings at West Virginia on May 8 and May 9.

McConnell has also proven to show the propensity for clutch hits, as 20 of his 54 RBI over the last two seasons have either tied the game or given the Irish the lead.

McConnell posted a .996 fielding percentage and only committed one error in 257 fielding chances in 2010. He registered 33 assists and 223 putouts. McConnell threw out 21.1% (12 of 57) of attempted base stealers. He had a superb year throwing out runners in 2009 as well. McConnell nabbed 26 base stealers, the most for a Notre Dame catcher since the Irish joined the BIG EAST in 1996 (catching stats not available for prior years) and tied for seventh in Division I. His caught-stealing percentage (36.1%, 26-of-72) was also the best for an Irish catcher since 2001, when Paul O'Toole threw out 40.7% (24-of-59).

Hudson played sparingly over the first two months of the season, but moved into the starting lineup in the month of May. Hudson played in 22 games and started 16, including each of the final six games of the year. He hit .264 with a home run and six RBI. In fact, Hudson batted a team-best .346 in 11 BIG EAST contests.

Hudson posted a .992 fielding percentage and only committed one error in 119 fielding chances. He registered 16 assists and 102 putouts. Hudson threw out 28.0% (7 of 25) of attempted base stealers.

McConnell and Hudson controlled the running game a year ago, combining to toss out 19 would-be base stealers. Moreover, the duo was extremely stingy with passed balls, yielding just four all season. In fact, the Irish has committed only four passed balls each of the last two seasons. A Notre Dame team has not completed a season with fewer passed balls since 1998.

Scioscia, who may also see time as the designated hitter, has made the most of his time at the plate each of the last two years. He has registered 27 RBI in just 120 at bats in 2009 and '10. Scioscia played in 28 games last season and started 10 (started eight times at designated hitter and twice at first base). He hit .288 with a pair of doubles and 12 RBI. Scioscia also proved to be Notre Dame's best pinch hitter in '10. He batted .429 (6-for-14) in pinch hit opportunities. Scioscia's six pinch hit base hits were

CATCHERS (5)


No.	Name	Yr.	B/T	Ht.	Wt.	Hometown (Previous School)
4	Joe Hudson*	SO	R/R	6-1	215	Odessa, FL (Tampa Jesuit)
14	Matt Scioscia***	SR	R/R	6-1	240	Westlake Village, CA (Encino Crespi Carmelite)
25	Ricky Palmer	SO	R/R	5-11	200	Orland Park, IL (Brother Rice)
28	Cameron McConnell***	SR	R/R	6-1	220	Bannockburn, IL (Deerfield)
30	Forrest Johnson	FR	R/R	6-1	205	Hudson, OH (Hudson)

twice as many as any other player on the Irish roster.

Palmer and Johnson will provide Notre Dame with significant depth at the position.

Palmer, a walk-on who earned a spot on the Irish roster following a productive fall, joins the program after a successful career at Brother Rice H.S., in Orland Park, Ill. He batted .388 and .398 his final two seasons and helped Brother Rice to the 2008 IHSA State Championship game.

Johnson, the younger brother of senior RHP Cole Johnson, is an above average defensive catcher, but still needs to develop as a hitter. Johnson is a tough and hard-nosed player with his best baseball ahead of him.



Senior shortstop and co-captain Mick Doyle hopes to regain his form of 2009 when he batted .327 (including .351 in BIG EAST action) with three home runs, 31 RBI, 10 doubles and a school record nine sacrifice flies.

THE INFIELDER'S

Notre Dame returns two everyday infielders in sophomore **Frank DeSico** (47 starts in 2010) and senior **Mick Doyle** (49 starts in 2010) in 2011. The Irish also welcome back the services of senior **Greg Sherry** (31 starts), who split time at both third base and second base.

Doyle, a co-captain along with fellow senior Brian Dupra, will patrol the shortstop spot. He struggled at the plate last season. Doyle batted just .228 with five home runs and 22 RBI, but hopes to regain his form of 2009 when he batted .327 (including .351 in BIG EAST action) with three home runs, 31 RBI, 10 doubles and nine sacrifice flies (an Irish single-season record and tops in the BIG EAST).

DeSico and Sherry will battle it out for the starting spot at second base. Regardless of who eventually wins the job, both will see plenty of action for Notre Dame this spring. DeSico and Sherry can also each play third base and even spell Doyle at shortstop.

DeSico appeared in 50 games and started 47 for the Irish in 2010. He batted .333 (63-for-189), which ranked second-best on the team, with 29 runs scored, six doubles, one home run and 25 RBI. DeSico, who recorded three four-hit games, was the first Notre Dame player to accomplish that feat since Craig Cooper in 2006. He did not commit an error in the last 32 games and closed the season with 155 consecutive chances without a defensive miscue.

Sherry appeared in 41 games and started 31 in 2010, including 28 at third base and three at second base. He batted .202 (21-for-104) with 12 runs scored, three doubles and six RBI. While Sherry did struggle a year ago, he provides a tremendous amount of experience. Sherry has started 129 games over his career, the most of any Irish player.

The versatility of the trio of Doyle, DeSico and Sherry gives Aoki numerous options on any given day.

Notre Dame will look to a pair of talented freshmen in **Trey Mancini** and **Eric Jagielo**, as well as senior **David Casey**, to not only provide an offensive threat in the middle of the Notre Dame order, but also man the corner infield spots.

Casey was hindered with a multitude of ailments, including a wrist-injury that limited him for much of 2010. He played in 31 games and started 16 in 2010, but batted only .246 with 12 RBI and no extra-base hits.

As a sophomore, Casey showed a flair for the dramatic with his three home runs, all of which came in a two-week period in April. His first career home run came in Cincinnati on April 11 and not only cleared the scoreboard in right field, but also crashed halfway up the façade of Fifth Third Bank Arena, which sits some 30-40 feet behind the wall; his second career blast, a ninth-inning shot, gave the Irish a 7-6 lead at Louisville on April 24 (a game Louisville eventually won, 8-7); and his third deep fly (two days later) was a two-out, game-tying grand slam in the seventh inning that set the stage for Golden Tate's two-out, game-winning bomb in the ninth.

Mancini possesses a big, strong frame and can hit for average as well as drive the ball to all parts of the field. He has hit every year and at every level of his young career. Mancini must make the necessary adjustment to college pitchers working backwards (breaking ball in fast ball counts), but has the ability to be a very good player. He is also surprisingly agile for his size from a defensive standpoint at first base.

As a senior at Winter Haven High School in 2010, Mancini batted .480 with 23 runs scored, 10 doubles, six home runs and 31 RBI. He registered a .506 on-base percentage and .853 slugging percentage, and participated in the Florida Athletic Coaches Association Baseball All-Star Game.

Jagiello immediately caught the eyes of the new coaching staff this fall. He could be the everyday starter at third base, but might also see some time at first base. Jagielo even has the versatility to play in the outfield. He owns an extremely advanced approach at the plate and will find himself in the middle of the Irish order. Jagielo not only displays power potential, but can run and is a quality contact hitter that can swing from corner to corner of the outfield.

Jagiello, a first team all-state selection out of Downers Grove North H.S., was drafted by the Chicago Cubs in the 50th round of the 2010 MLB Draft. As a senior, he batted .585 with 16 home runs, 17 doubles, 47 RBI and 52 runs scored (all school records). Jagielo registered a .676 on-base percentage and 1.137 slugging percentage, and only struck out four times all season.

Senior **Ty Adams** could also challenge for significant playing time at first base or designated hitter. He has battled injuries the last two seasons, but appears healthy entering his final campaigns in an Irish uniform.

Adams has played sparingly over the last three years, due in large part to elbow surgery that sidelined him for the entire 2009 season. He was heavily recruited to Boston College by Aoki and the coaching staff sees the potential that could develop him into an everyday player.

Junior **Tommy Chase** gives the Irish a viable option off the bench and will compete for playing time in the middle infield.

Chase missed the entire 2010 season following offseason knee surgery, but has worked extremely hard during the rehabilitation process and enters the spring fully healthy. He is widely respected and viewed as a leader by his teammates despite his limited playing time. According to Aoki, Chase is as committed to the program as any member of the team.

The freshman duo of **John Rodgers** and **Chris Reinhart** will also afford Notre Dame with some different looks on the lineup card.

Reinhart might see the most potential playing time in 2011, but Rodgers has proved in the fall that with experience can develop into a solid college baseball player.

Reinhart displayed a solid ability and approach at the plate, but needs to develop defensively. He has, though, improved his body physically as much as any other player in the program and owns a tremendous level of fitness.

INFIELDER'S (16)

No.	Name	Yr.	B/T	Ht.	Wt.	Hometown (Previous School)
1	Adam Norton*	SO	R/R	6-1	185	Highland, IN (Andrean)
6	Brian Dupra*** (C)	SR	R/R	6-3	205	Rochester, NY (Greece Athena)
10	Dustin Ispas*	JR	L/L	6-0	215	Rancho Cucamonga, CA (Los Osos)
18	Sean Fitzgerald	FR	R/R	6-2	165	McLean, VA (McLean)
19	Todd Miller***	SR	R/R	6-3	205	Franklin, TN (Montgomery Bell Academy)
21	Joe Spano**	JR	L/L	5-10	170	Verona, NJ (Seton Hall Prep)
22	Anthony McIver	FR	L/L	6-4	190	Vista, CA (Rancho Buena Vista)
23	Ryan Richter**	JR	L/L	6-3	210	South Bend, IN (St. Joseph's)
24	Patrick Veerkamp*	SO	R/R	6-2	205	Fort Wayne, IN (Homestead)
27	Breck Ashdown	SO	L/R	6-4	215	Tucson, AZ (Catalina Foothills)
37	Cole Johnson***	SR	R/R	6-3	200	Hudson, OH (Hudson)
40	Dan Slania	FR	R/R	6-4	275	Tucson, AZ (Salpointe Catholic)
43	Joe Spizzirri*	SR	L/L	6-2	185	San Juan Capistrano, CA (J Serra Catholic)
45	Will Hudgins**	JR	R/R	6-3	210	Richmond, VA (Douglas Freeman)
51	Donnie Hissa	FR	R/R	6-6	250	Iron River, WI (Maple Northwestern)
52	Steve Sabatino**	JR	L/L	6-2	190	Lockport, IL (Lockport Township)

Season Preview

THE OUTFIELDERS

The Irish must replace all three starters in the outfield this spring after the graduation of Ryan Connolly, Brayden Ashdown and Billy Boockford. In fact, 2011 will mark the second straight year with significant turnover in the outfield. Notre Dame entered 2010 without A.J. Pollock and Golden Tate.

Despite the noticeable overhaul, the Irish do have a trio of players that have started games in the outfield, including junior **Alex Robinson**, sophomore **Charlie Markson**, senior **Matt Grosso** and senior **Herman Petzold**.

Robinson would qualify as the most experience member of the group. He has suited up for the Irish in 31 games, including nine starts. Robinson is a switch-hitter that can run very well and play all three outfield positions, but will most likely compete for playing time in right field.

In 2010, Robinson appeared in 19 games and started eight in centerfield. He batted .176 (6-for-34) with nine runs scored, two doubles and one RBI.

Markson appeared in 15 games and started four in 2010. He made three starts in right field and one in centerfield. Markson batted .250 (5-for-20) with three runs scored, one double and three RBI.

Markson will likely patrol centerfield and hit high in the Irish batting order. Markson was a definite bright spot this past fall as Aoki felt he was the most improved Notre Dame player. Drafted in the 44th round of the 2009 MLB Draft, Markson possesses a solid set of projectable tools and was heavily recruited by the Irish staff at Boston College.

Grosso is the final returning outfielder with starting experience, albeit, limited. He has played in 36 games over the last three years and started 15 contests. Grosso has displayed a considerable hitting ability in each of the past two fall seasons, but with it must come a more positive mental approach.

Petzold, who spent the previous four years as an infielder, has seen limited action in his career, but his transition to the outfield this past fall has opened up an opportunity to see the field more often. He has had very good success in an extremely competitive summer league (two-time Coastal Plains League all-star) and Aoki hopes it translates in his final go-around with the Irish.

Due to Notre Dame's lack of experienced outfielders, the Irish coaching staff moved sophomore **Adam Norton** to the outfield.

Norton appeared in 37 games and started 31 as a rookie in 2010. He batted .261 (30-for-115) with 15 runs scored, nine doubles, one triple, one home run and 15 RBI a year ago. All 31 of Norton's starts came in the infield, including 26 at third base and five at shortstop, but Aoki felt Norton displayed plenty of athleticism to make the transition.

Rodgers, freshman **Bret Basilone** and Adams could also challenge Robinson, Markson, Norton, Grosso and Petzold for playing time in the outfield.



Senior RHP Brian Dupra, who turned down a professional contract as an 11th-round selection by the Detroit Tigers in the 2010 MLB Draft, returns to head up the weekend rotation for the second straight year.

THE PITCHERS

Without a doubt, the biggest question mark for the Irish this spring will be the pitching staff.

Senior RHP **Brian Dupra**, who turned down a professional contract as an 11th-round selection by the Detroit Tigers in the 2010 MLB Draft, returns to head up the weekend rotation for the second straight year. Fellow senior RHP **Cole Johnson**, a 2009 second-team all-BIG EAST selection, returns and appears fully healthy following an injury plagued 2010 campaign.

Dupra made 15 appearances on the mound in 2010, 14 of which were starts, and served as Notre Dame's top weekend starter. His 14 starts were tied for the most on the staff. Dupra went 4-5 with a 6.21 earned run average in 82.2 innings of work with 53 strikeouts and only 22 walks. He went at least six innings in nine of his 14 starts and registered six quality starts (at least six innings and three earned runs or less), including four in consecutive outings against Stetson (March 7), Gonzaga (March 13), Michigan State (March 20) and USF (March 26).

Dupra tossed a season-high 8.2 innings against No. 11 Louisville to close the 2010 campaign. He was one out away from a complete game as the Irish clung to a 3-2 lead, but allowed a three-run home run as the Cardinals rallied for a 6-3 lead. Dupra had retired 11 consecutive Louisville batters entering the ninth inning and limited the potent Cardinals to just three hits and two earned runs over the first 8.1 innings (also registered a remarkable 14 ground ball outs).

Johnson opened 2010 as Notre Dame's top weekend starter before a shoulder injury sidelined him for six weeks. He went 3-3 with a 7.76 earned run average in 31.1 innings of work with 19 strikeouts and 11 walks.

Johnson more resembles the pitcher of 2009 when he went 7-3 with a 4.47 ERA, allowing just 87 hits in 94.2 innings while holding the opposition to a .249 clip. In one stretch, Johnson completed an amazing run in which he tossed at least 9.0 innings in three consecutive starts, even working into the tenth inning (9.2 IP) at Cincinnati. (No Notre Dame pitcher had pitched

more than 9.0 innings in a game since Aaron Heilman worked 10.0 innings on April 15, 2000 against West Virginia.) He worked at least 6.0 innings in all but three of his 14 starts.

While Dupra and Johnson have a firm hold on the top of the Irish rotation, the losses of RHP Eric Maust to graduation and junior LHP **Steve Sabatino** to Tommy John surgery leaves some definite uncertainty for the third spot in the Irish rotation. Sabatino (14) and Maust (13) made a combined 27 starts for Notre Dame in 2010.

The quartet of senior RHP **Todd Miller**, sophomore RHP **Adam Norton**, sophomore RHP **Patrick Veerkamp** and freshman LHP **Anthony McIver** figures to challenge for the final spot in the weekend rotation.

Miller possesses the most experience of the candidates. He enters his senior season with a 4.28 career ERA and 3-3 record, plus 41 strikeouts, 17 walks and 69 hits allowed (.271 opponent batting average) in 37 appearances (two starts) and 67.1 innings. Miller has served the Irish pitching staff in just about every role possible. He has been a starter, short reliever, long reliever and even closer over the last three years.

Miller made nine appearances on the mound in 2010, including one start, but predominantly served as one of Notre Dame's top relievers before a shoulder injury sidelined him for seven weeks of the season. He went 2-0 with a 3.65 earned run average in 12.1 innings of work.

In 2009, Miller led the staff with five saves – all of which extended beyond one inning of work – and he ranked sixth in the BIG EAST in saves.

Norton made eight appearances on the mound last season, including a pair of starts. He went 1-0 with a 5.23 earned run average in 20.2 innings of work as a rookie. Norton did not issue a walk over his first three career appearances on the mound and fanned 10 over the same span, including a career-best six against Oakland (his first career start).

Veerkamp saw limited action as a freshman in 2010. He made three appearances (two starts) and posted an 0-2 record with a 9.00 ERA. Veerkamp allowed eight hits in 7.0 innings of work last year. He must step into an expanded role this spring, whether it is starting on the weekend or midweek. Veerkamp must trust his stuff and be comfortable pitching to contact.

McIver is the lone southpaw amongst the group contending for the spot in the weekend rotation. He ultimately projects into a front of the line BIG EAST weekend starter, but must possess more confidence in his breaking stuff. McIver is an athletic left-handed pitcher with a fastball that touches 90 mph, a really good changeup and better than average breaking ball.

Unfortunately, the Tommy John injury bug did not stop with Sabatino. Two other junior left-handers underwent the surgical

OUTFIELDERS (8)

No.	Name	Yr.	B/T	Ht.	Wt.	Hometown (Previous School)
1	Adam Norton*	SO	R/R	6-1	185	Highland, IN (Andrean)
2	John Rodgers	FR	L/R	5-10	170	Palm City, FL (John Carroll Catholic)
8	Matt Grosso**	SR	L/L	5-11	175	Marlborough, CT (RHAM/Maine/UConn)
12	Bret Basilone	FR	B/R	5-9	180	Springdale, PA (Springdale)
13	Herman Petzold*	SR	R/R	5-10	175	Saint Clair Shores, MI (De LaSalle)
20	Charlie Markson*	SO	R/R	6-2	195	Whitefish Bay, WI (Whitefish Bay)
32	Alex Robinson**	JR	B/R	5-11	170	Dallas, TX (First Baptist Academy)
33	Ty Adams*	SR	R/R	6-6	230	Indianapolis, IN (Brebeuf Jesuit)

procedure this offseason and will be out of action in 2011. **Joe Spano** and **Ryan Richter**, both of whom figured to be key contributors out of the Irish bullpen, will not pitch again for Notre Dame until the spring of 2012.

Fellow junior and fellow southpaw **Dustin Ispas** will also enter the season on the "unavailable to pitch" list. He did not pitch this fall and has been limited for much of the winter. Ispas was plagued with a similar ailment in 2010, which only allowed him to make one appearance.

With Spano, Richter and Ispas all out for the foreseeable future, the fate of the Irish bullpen falls squarely on the shoulders of junior RHP **Will Hudgins**, freshman RHP **Sean Fitzgerald** and freshman RHP **Dan Slania**.

Hudgins probably has the inside track on the closer role in 2011. He possesses a very good competitiveness nature and wants to be on the mound in critical situations. Hudgins has 4.76 career ERA and 6-1 record, plus 32 strikeouts, 26 walks and 55 hits allowed (.252 opponent batting average) in 45 appearances (no starts) and 58.2 innings of work.

Hudgins made 26 appearances out of the Irish bullpen in 2010. He went 4-1 with a 5.56 earned run average in 34.0 innings of work and allowed 32 hits as his opponents batted .250 against him. Hudgins ranked first in relief appearances, second in games finished and fifth in strikeouts. He did not allow a run in 12 of 26 appearances and collected four holds (at Seton Hall on April 17; vs. Cincinnati on Apr. 23; vs. Cincinnati on Apr. 24; at Villanova on May 16). Hudgins inherited 19 base runners upon entering the game and only allowed two to score. In fact, he retired 18 of the 26 first batters he faced last season.

Slania is a competitive, big, athletic and hard-throwing right-handed pitcher. He possesses a very bright future in college baseball and projects into a front of the line BIG EAST weekend starter, but with the lack of depth and healthy arms, will start this spring in the bullpen.

Fitzgerald was a two-time Liberty District Pitcher of the Year and three-time MVP at McLean H.S. in McLean, Va. He posted a career ERA of 1.69 with a record of 28-9. The school record holder for career victories, Fitzgerald registered a career 1.02 WHIP and 4.6 strikeout-to-walk ratio in 219.1 innings pitched.

Senior LHP **Joe Spizzirri** and **Donnie Hissa** will fill roles of long relief and possible spot starting duties.

Spizzirri enters the spring as the only southpaw out of the bullpen. He made his career debut in 2010 with six appearances



Junior RHP **Will Hudgins**, who led the Irish in holds and appearances in 2010, likely has the inside track on the closer roll in 2011.

10:00 a.m. on Sunday against Penn State at the Naimoli Complex.

The Irish head out to the Great Northwest for a three-game series with Seattle University on Feb. 25-27. All three games were to be played in Safeco Field, home of MLB's Seattle Mariners, but a scheduling conflict has moved the series with the Redhawks to Bannerwood Park. First-pitch for the games in the series are scheduled for 4:00 p.m., 2:00 p.m. and Noon (PT).

Notre Dame then travels to Rock Hill, S.C. for the Winthrop Invitational on March 4-6. The Irish play at Noon (ET) against Manhattan and at 4:00 p.m. (ET)

against the host Eagles on Friday. Notre Dame and Winthrop meet again at 4:00 p.m. (ET) on Saturday before the Irish conclude the weekend at 11:00 a.m. (ET) on Sunday against the Jaspers.

Notre Dame returns to South Carolina (Conway) to open its Spring Break trip at the Caravelle Resort Classic hosted by Coastal Carolina on March 12-13. The Irish open the weekend with back-to-back games at 11:00 a.m. and 2:30 p.m. (ET) on Saturday against UAB and the host Chanticleers. Notre Dame then faces Kent State at 11:00 a.m. (ET) on Sunday.

The Irish will then head to the Southwest for a mid-week contest at 6:00 p.m. (CT) on March 15 against UT-San Antonio before concluding the Spring Break schedule in the familiar surroundings of San Antonio (March 17-20) at Wolff Stadium. The Irish will face Iowa at 4:00 p.m. and Noon (CT), respectively, on Thursday and Friday, and Gonzaga at Noon and 11:00 a.m. (CT) on Saturday and Sunday.

Each of the 12 BIG EAST baseball teams is again scheduled to play nine others in three-game series (Notre Dame will not face Cincinnati or Villanova in the 2011 regular season). All but two of the series involving Notre Dame will be three-day series, with a pair of nine-inning doubleheaders scheduled for the opening day of the two-day series at St. John's (April 21-23) and at Rutgers (May 7-8).

In addition to those games mentioned above, dates for Notre Dame's other BIG EAST road series include April 1-3 at Pittsburgh and May 19-21 at Louisville. The BIG EAST home series are March 25-27 vs. Georgetown, April 8-10 vs. Connecticut, April 15-17 vs. West Virginia, April 29-May 1 vs. Seton Hall and May 13-15 vs. USF.

Notre Dame will make at least three national television appearances this spring.

The Irish series opener against West Virginia, which originally was scheduled at 5:35 p.m. (ET) on Friday, April 15, will now take place at 7:00 p.m. (ET) and air on ESPN.

Notre Dame will travel to league foe Louisville to close the regular season and each of the final two games of the series will be featured on CBS College Sports. The first contest will air at 7:00 p.m. (ET) on Friday, May 20 (originally scheduled for 6:00 p.m. (ET)), while the next meeting with the Cardinals will be broadcast at 1:00 p.m. (ET) on Saturday, May 21.

The BIG EAST Tournament again will be played under an eight-team format from May 25-28, at Bright House Networks Field in Clearwater, Fla. The format will mirror the College World Series with two four-team brackets playing double-elimination games on the first four days. The bracket winners then will meet in a single title game on May 28.

The 2011 NCAA Regionals are scheduled for June 3-6, with the Super Regionals set for June 10-13. The College World Series will take place June 18-29 at TD Ameritrade Park in Omaha, Neb.

out of the Irish bullpen. Spizzirri went 0-0 with a 5.19 ERA and allowed nine hits in 8.2 innings of work.

Hissa was a multi-versatile athlete at Maple Northwestern H.S. in Iron River, Wisc. He earned letters in baseball, football and basketball over his scholastic career. Hissa struck out 91 in 58.0 innings of work as a senior on the mound.

THE SCHEDULE

The Notre Dame baseball team's 2011 schedule will include early-season trips to Florida, Washington, South Carolina and Texas along with BIG EAST road series at Pittsburgh, St. John's, Rutgers and Louisville. The slate also features the third annual BIG EAST-Big Ten Baseball Challenge, hosted by the St. Petersburg/Clearwater Sports Commission.

Notre Dame's five BIG EAST home series will include games versus Georgetown, Connecticut, West Virginia, Seton Hall and USF. The Irish will also host Michigan State and play a home-and-home series with Michigan, while the midweek games at Frank Eck Stadium will feature some of Notre Dame's traditional non-conference rivals, most notably UIC, Central Michigan, Western Michigan and Toledo.

In all, Notre Dame will play 11 games (St. John's, Coastal Carolina, Connecticut, Louisville and Kent State) against teams that reached the 2010 NCAA Tournament.

The Irish will open the 2011 season in the Dunedin/St. Petersburg area for the third annual BIG EAST-Big Ten Baseball Challenge on Feb. 18-20. Notre Dame plays at 4:00 p.m. on Friday against Michigan State at Dunedin Stadium, 4:00 p.m. on Saturday against Purdue at Al Lang/Progressive Energy Park and

PITCHERS (16)

No.	Name	Yr.	B/T	Ht.	Wt.	Hometown (Previous School)
1	Adam Norton*	SO	R/R	6-1	185	Highland, IN (Andrean)
6	Brian Dupra*** (C)	SR	R/R	6-3	205	Rochester, NY (Greece Athena)
10	Dustin Ispas*	JR	L/L	6-0	215	Rancho Cucamonga, CA (Los Osos)
18	Sean Fitzgerald	FR	R/R	6-2	165	McLean, VA (McLean)
19	Todd Miller***	SR	R/R	6-3	205	Franklin, TN (Montgomery Bell Academy)
21	Joe Spano**	JR	L/L	5-10	170	Verona, NJ (Seton Hall Prep)
22	Anthony McIver	FR	L/L	6-4	190	Vista, CA (Rancho Buena Vista)
23	Ryan Richter**	JR	L/L	6-3	210	South Bend, IN (St. Joseph's)
24	Patrick Veerkamp*	SO	R/R	6-2	205	Fort Wayne, IN (Homestead)
27	Breck Ashdown	SO	L/R	6-4	215	Tucson, AZ (Catalina Foothills)
37	Cole Johnson***	SR	R/R	6-3	200	Hudson, OH (Hudson)
40	Dan Slania	FR	R/R	6-4	275	Tucson, AZ (Salpointe Catholic)
43	Joe Spizzirri*	SR	L/L	6-2	185	San Juan Capistrano, CA (J Serra Catholic)
45	Will Hudgins**	JR	R/R	6-3	210	Richmond, VA (Douglas Freeman)
51	Donnie Hissa	FR	R/R	6-6	250	Iron River, WI (Maple Northwestern)
52	Steve Sabatino**	JR	L/L	6-2	190	Lockport, IL (Lockport Township)

Radio/Television Information

ALL IRISH BASEBALL GAMES TO BE BROADCAST LIVE ON RADIO IN SOUTH BEND

For the 10 consecutive season, the Notre Dame baseball program has arranged for a broadcast schedule that will provide commercial-station radio coverage of the entire 56-game regular-season schedule (and all postseason). The 2011 season continues its relationship with LeSEA Broadcasting Network and the South Bend station WHME 103.1 FM, which reaches a listening audience of approximately 1.5 million people across northern Indiana and southwest Michigan.

All radio broadcasts also can be heard live on the internet via real-audio software programs, with a link available on the Notre Dame athletic website (www.und.com).

The Notre Dame athletics department again will place real-time GameTracker baseball statistics on the website during all 2011 home and most road games.

The primary voice of Irish baseball for the upcoming campaign is WHME sports director Chuck Freeby, his third year broadcasting games for Notre Dame.

An award-winning journalist, Freeby has received honors for his reporting in both news and sports.

Born in South Bend, Indiana, he is a 1982 graduate of Elkhart Central High School. In 1986, he received a B.A. in American Studies from the University of Notre Dame. Upon graduation, he served as a sportscaster for WTRC Radio in Indiana, producer for WGN Radio in Chicago, an assistant producer for ESPN Sports and a sportswriter for The Elkhart Truth...all at the same time. For 17 years, he received local acclaim as a sports anchor/reporter at WNDU-TV in South Bend, where Chuck pioneered the station's prep sports coverage.

Now, in addition to his Harvest Show duties, Chuck serves as sports director at LeSEA's South Bend affiliate, WHME, where he calls play-by-play on the high school football and basketball "Game of the Week," various college sports events, serves as host for Notre Dame coaches' shows and provides morning sports reports on Pulse FM.

Chuck and his wife, Diane, have six children and live in South Bend.

MEDIA FOLLOWING THE IRISH



PRINT MEDIA

South Bend Tribune

225 West Colfax Avenue
South Bend, IN 46626
(574) 235-6161, FAX (574) 235-6091
Bill Bilinski (Sports Editor),
Tom Noie (Beat Writer)

Associated Press

South Bend Tribune Building
225 West Colfax Avenue
South Bend, IN 46626
(574) 288-1649, FAX (574) 236-1765
Rick Gano (Beat Writer)

Irish Sports Report

225 West Colfax Avenue
South Bend, IN 46626
(574) 235-6470, FAX (574) 235-6091
Bob Wieneke (Managing Editor)

Blue & Gold Illustrated

1605 North Home Street
Mishawaka, IN 46545
(574) 255-9800, FAX (574) 255-9700
Lou Somogyi (Associate Editor)
Wes Morgan (Beat Writer)

Notre Dame Observer

(University daily newspaper)
South Dining Hall
Notre Dame, IN 46556
(574) 631-7471, FAX (574) 631-6927

Notre Dame Scholastic

(University weekly magazine)
South Dining Hall
Notre Dame, IN 46556
(574) 631-7569

The Dome

(University yearbook)
South Dining Hall
Notre Dame, IN 46556
(574) 631-7524

Irish Eyes Magazine

21 Merriam Way
Upton, MA 01568
(508) 529-6781, FAX (508) 519-6553
Alan Tieuli (Editor), Denise Skwarcan

ELECTRONIC MEDIA

Irish Illustrated

(574) 288-0329; (574) 286-1652
Tim Prister (Beat Writer)

Irish Sports Dailey

(574) 276-3234; (574) 520-2066
Christian McCollum (Beat Writer)

TELEVISION

WNDU-TV (NBC)

P.O. Box 1616
South Bend, IN 46634
(574) 631-1616, FAX (574) 631-2916
Jeff Jeffers (Sports Director)
Angelo DiCarlo

WSBT-TV/Radio (CBS)

300 West Jefferson
South Bend, IN 46601
(574) 233-3141, FAX (574) 288-6630
Pete Byrne (Sports Director)
David McCoy

WSJV-TV (FOX)

58096 County Road 7 South
Elkhart, IN 46514
(574) 679-4545, 293-9227, FAX (574) 294-1324
Dean Huppert (Sports Director)
Allison Hayes

WHME-TV (LeSEA)

61300 Ironwood Road
South Bend, IN 46614
(574) 291-8200
Fax (574) 291-9043
Chuck Freeby (Sports Director)
Bob Nagle

RADIO

WHME 103.1 FM (flagship)

61300 Ironwood Road
South Bend, IN 46614
(574) 291-8200
Fax (574) 291-9043
Chuck Freeby (Sports Director)
Bob Nagle

WSBT-AM

1301 E. Douglas Road
Mishawaka, IN 46545
(574) 233-3141
Fax (574) 288-6630
Darin Pritchett, Rick Carter

WNDV-FM Radio

3371 Cleveland Road Extension
Suite 310
South Bend, IN 46628
(574) 273-9300

WVFI-AM

University of Notre Dame
P.O. Box 532
Notre Dame, IN 46656
(574) 631-5379

UNIVERSITY/CONFERENCE

Notre Dame Media Relations

112 Joyce Center - 2nd Floor
Notre Dame, IN 46556-5678
(574) 631-7516, Fax (574) 631-7941
Michael Bertsch
mbertsch1@nd.edu
www.und.com

BIG EAST Conference Office

56 Exchange Terrace
Providence, RI 02903
(401) 272-9108/453-0660
Fax (401) 751-8540
Jared Hager
jhager@bigeast.org
www.bigeast.org

UND.com

Notre Dame Stadium
Notre Dame, IN 46556
Alan Wasielewski
e-mail: alan@ndsportsproperties.com
(574) 631-2335
Jack Nolan
e-mail: jack@ndsportsproperties.com
(574) 631-2238
Gary Paczesny
e-mail: gary@ndsportsproperties.com
(574) 631-3505



Senior Cole Johnson was limited to 31.1 innings of work in 2010 with a shoulder injury that sidelined him six weeks. Now fully healthy, Johnson more resembles the pitcher of 2009 when he went 7-3 with a 4.47 ERA, allowing just 87 hits in 94.2 innings while holding the opposition to a .249 clip.

Student-Athletes

#33 Ty Adams

Indianapolis, IN
(Brebeuf Jesuit)

Senior	1B/OF	R/R	6-6	230
--------	-------	-----	-----	-----



AT NOTRE DAME: One-year monogram winner enters his senior season with a .111 (1-for-9) career batting average ... has added two walks in 11 games (one start) ... can play both first base and each corner outfield position ... has a driven approach to the game ... has made great strides since entering program ... appears fully recovered from elbow surgery that sidelined him for the entire 2009 season ... heavily recruited to Boston College by new Irish coaching staff ... staff sees the potential that could develop him into everyday player ... just needs to put it all together ... could really help the Irish offensively ... comes to the park ready to play everyday ... carried a 3.44 cumulative grade-point average into the '11 spring semester ... named to Dean's List with a 3.800 GPA following the '10 fall semester.

JUNIOR SEASON (2010): Saw action in three games off the bench ... went hitless in four plate appearances ... drew a walk and struck out in three official at-bats.

SOPHOMORE SEASON (2009): Missed the entire season after undergoing elbow surgery ... saw action in all three games and started two for the victorious Blue in the 2008 Blue-Gold World Series ... went hitless in six at-bats ... spent the summer of 2008 with the Hays Larks of the Jayhawk League.

FRESHMAN SEASON (2008): Saw action in eight games for the Irish in the spring ... hit .167 (1-for-6) with a single and a walk on the year ... made career-debut in the season opener against Liberty (Feb. 22) ... picked up first career start against Albany on Feb. 24 ... went 0-for-2 with a couple strikeouts ... recorded first career hit in the victory over Chicago State ... batted .375 (3-for-8) in the 2007 Blue-Gold World Series ... drew a pair of walks, scored a run and drove in a run.

PREP & PERSONAL: Standout two-sport athlete at Brebeuf Jesuit High School ... four-year starting first baseman at Brebeuf Jesuit H.S., also serving as one of school's top basketball players ... two-time team MVP who set school records for career batting average (.457), home runs (28), RBI (119), hits (143), walks (80), runs (130) and total bases (270); .863 slugging percentage), in 110 games played ... made only two errors in his four-year career at BJHS (.988 fielding percentage) ... helped team go 18-9 and reach sectional finals as senior captain, after setting school record for season batting average (.521) and tying another team record with 10 home runs (also had 33 RBI, 42 runs scored, 28 walks, 5 doubles, 2 triples, 1.070 slugging percentage in 27 games) ... was rated by Perfect Game as #19 overall pro prospect in Indiana for 2007 (8th among high school players) while Baseball America listed him as Indiana's #17 prospect (#8 among preps) ... his senior-year baseball honors included first team all-state and academic all-state (one of two who received both honors) ... played in 2007 North-South All-Star Series, City-County All-Star Game and Mr. Baseball All-Star Classic ... named Marion Coun-



ADAMS' CAREER HIGHS

At-bats: 2, vs. Albany (February 24, 2008)
Runs: None
Hits: 1, vs. Chicago State (April 22, 2008)
RBI: None
Doubles: None
Triples: None
Home Runs: None
Total Bases: 1, three times (last time vs. Miss. Valley State, February 21, 2010)
Walks: 1, twice (last time vs. Miss. Valley State, February 21, 2010)
Sac Hits: None
Sac Flies: None
Stolen Bases: None
Hitting Streak: None

ADAMS' CAREER STATS

Year	AVG	GP-GS	AB	R	H	2B	3B	HR	RBI	TB	OVERALL										A	E	FLD%
											SLG%	BB	HBP	SO	GDP	OB%	SF	SH	SB-ATT	PO			
2008	.167	8-1	6	0	1	0	0	0	0	1	.167	1	0	4	0	.286	0	0	0-0	18	0	1	.947
2010	.000	3-0	3	0	0	0	0	0	0	0	.000	1	0	1	0	.250	0	0	0-0	0	0	0	.000
TOTAL	.111	11-1	9	0	1	0	0	0	0	1	.111	2	0	5	0	.273	0	0	0-0	18	0	1	.947

ty player of the year (led county in batting and home runs) and received team's Chief's Award (in recognition of leadership, attitude and athletic ability) ... selected BJHS outstanding male senior athlete for 2006-07, after also completing three seasons as starting center in basketball ... only sophomore named first team all-county in 2005 ... helped 2005 team win sectional/regional titles (top-8 team in Class 3A) ... three-year starter in basketball (honorable mention all-county each year) but elected not to play as a senior ... averaged 13 points per game as a junior (2005-06) ... invited to IHSBCA's "Top-100 Underclassmen Showcase" (basketball) as a freshman and sophomore ... received 2006-07 U.S. Army Reserve Scholar-Athlete Award ... high-honors student and member of National Honor Society ... nominated for Bart McCormick and Ellen Foster scholarships ... co-chaired "Braves for the Brave" (assembled care packages to lift morale of injured soldiers in Iraq) ... invited participant in Stay in Bounds (sponsored by NCAA Hall of Champions to promote sportsmanship) and Ambassadors Cross-Age Mentoring (provided mentoring and role models for elementary students) ... his father, Wayne "Skip" Adams, played baseball at Wabash (1968-71); his mother, Linda, was a cheerleader at DePauw ... his sister, Dr. Kristin Adams, ran cross country and track at Bowdoin (1993-96), captaining both teams ... his sister, Courtney Adams, ran cross country and track at Stanford (1996-00), captaining both teams and helping the cross country squad place third at NCAAs (she was a finalist in the NCAA 3,000 meters) ... his grandfather, David Swanson, graduated from Notre Dame in 1947 ... born Jan. 20, 1988, in Indianapolis ... full name is David Tyler Adams ... enrolled in College of Arts and Letters as a political science and computer applications double major.


#44 David Casey

Whitefish Bay, WI (Whitefish Bay)

Senior	1B	L/L	6-4	250
--------	----	-----	-----	-----

AT NOTRE DAME: Two-year monogram winner enters his senior season with a .280 career batting average, three home runs and 38 RBI ... has added 26 runs, 11 doubles, 21 walks, two sacrifice flies and two stolen bases (two attempts) in 80 games (42 starts) ... in BIG EAST games, owns a career .309 batting average with three home runs and 19 RBI ... has added 13 runs, eight doubles, nine walks, two sacrifice flies and one stolen base (one attempt) in 39 games (21 starts) ... with an increased energy and good approach, can really help the Irish this spring ... left-handed power hitter who could be key contributor at first base or designated hitter ... made great strides at the plate in the fall of 2009, but struggled last spring with a multitude of ailments, including a wrist-injury that limited him for much of 2010 ... imposing presence (6-4, 250) and quality athlete for his size, with potential to put up big power numbers.

JUNIOR SEASON (2009): Appeared in 31 games and started 16 for the Irish, predominantly as designated hitter (11 starts) ... also made five starts at first base ... batted .246 (16-for-65) with 12 RBI ... added eight runs scored, nine walks and three hit by pitches ... recorded 16 total bases, posted a .246 slugging percentage and .364 on-base percentage ... saw action in 16 BIG EAST games and started seven contests ... batted .207 (6-for-29) with three RBI, four walks and a hit by pitch in league games ... hit .278 (10-for-36) with eight runs scored, nine RBI, five walks and two hit by pitches in non-conference games ... batted .182 (2-for-11) with three runs scored, two RBI, three walks and two hit by pitches in the month of February ... hit .273 (6-for-22) with four runs scored, four RBI and a walk in the month of March ... batted .250 (3-for-12) with a run scored, four RBI and two walks in the month of April ... hit .250 (5-for-20) with two RBI, three walks and a hit by pitch in the month of May ... batted .158 (3-for-19) with a run scored, three RBI, two walks and a hit by pitch in home games ... hit .333 (8-for-24) with a run scored, five RBI and three walks in road games ... batted .455 (10-for-22) with seven runs scored, nine RBI, five walks and two hit by pitches in Irish victories ... hit .220 (9-for-41) with six runs scored, seven RBI, eight walks and three hit by pitches in day games ... batted .292 (7-for-24) with two runs scored, five RBI and a walk in night games ... batted .250 (16-for-64) against right-handed pitching ... hit an



CASEY'S CAREER HIGHS

At-bats: 5, five times (last time vs. West Virginia, May 8, 2010)
Runs: 3, vs. Bradley (March 11, 2010)
Hits: 3, twice (last time vs. Bradley, March 11, 2010)
RBI: 5, at Louisville (April 26, 2009)
Doubles: 2, at Cincinnati (April 9, 2009)
Triples: None
Home Runs: 1, three times (last at Louisville, April 26, 2009)
Total Bases: 4, four times (last at Louisville, April 26, 2009)
Walks: 2, twice (last time vs. Miss. Valley State, February 20, 2010)
Sac Hits: None
Sac Flies: 1, twice (last time vs. Connecticut, May 3, 2009)
Stolen Bases: 1, twice (last time vs. Villanova, April 4, 2009)
Hitting Streak: 8, March 24 - April 11, 2009

CASEY'S CAREER STATS VS. BIG EAST (INCLUDES POSTSEASON)

	AVG.	GP-GS	AB	R	H	2B	3B	HR	RBI	BB	HBP	SB
Cincinnati:	.375	3-2	8	3	3	2	0	1	2	1	0	0-0
Connecticut:	.300	3-2	10	0	3	1	0	0	3	0	1	0-0
Georgetown:	.250	2-1	4	0	1	1	0	0	0	0	0	0-0
Louisville:	.235	7-4	17	3	4	1	0	2	7	1	2	0-0
Pittsburgh:	.500	1-1	4	2	2	0	0	0	1	1	0	0-0
Rutgers:	.500	2-0	0	1	0	0	0	1	0	0	0	0-0
Seton Hall:	.000	4-0	3	0	0	0	0	0	0	1	0	0-0
St. John's:	.000	4-0	4	0	0	0	0	0	0	0	0	0-0
USF:	.143	4-4	14	1	2	0	0	0	0	1	0	0-0
Villanova:	.455	4-3	11	2	5	2	0	0	4	3	0	1-1
West Virginia:	.444	6-4	18	2	8	1	0	0	1	1	0	0-0

CASEY'S CAREER STATS

OVERALL																							
Year	AVG	GP-GS	AB	R	H	2B	3B	HR	RBI	TB	SLG%	BB	HBP	SO	GDP	OB%	SF	SH	SB-ATT	PO	A	E	FLD%
2008	.185	12-5	27	2	5	3	0	0	5	8	.296	3	1	7	1	.290	0	0	0-0	22	1	0	1.000
2009	.330	37-21	94	16	31	8	0	3	21	48	.511	9	4	21	6	.404	2	0	2-2	56	0	0	1.000
2010	.246	31-16	65	8	16	0	0	0	12	16	.246	9	3	11	1	.364	0	0	0-0	40	2	1	.977
TOTAL	.280	80-42	186	26	52	11	0	3	38	72	.387	21	8	39	8	.373	2	0	2-2	118	3	1	.992

BIG EAST																							
Year	AVG	GP-GS	AB	R	H	2B	3B	HR	RBI	TB	SLG%	BB	HBP	SO	GDP	OB%	SF	SH	SB-ATT	PO	A	E	FLD%
2008	.250	2-0	4	0	1	1	0	0	0	2	.500	0	0	1	0	.250	0	0	0-0	0	0	0	.000
2009	.361	21-14	61	13	22	7	0	3	16	38	.623	5	2	10	4	.414	2	0	1-1	40	0	0	1.000
2010	.207	16-7	29	0	6	0	0	0	3	6	.207	4	1	5	0	.324	0	0	0-0	8	0	0	1.000
TOTAL	.309	39-21	94	13	29	8	0	3	19	46	.489	9	3	16	4	.380	2	0	1-1	48	0	0	1.000



impressive .343 (12-for-35) with runners on base ... hit a robust .450 (9-for-20) with runners in scoring position ... successful on five of six RBI opportunities with a runner on third base and less than two outs ... totaled five RBI and batted .300 (6-for-20) with two outs ... registered five multi-hit games, including one three-hit game (March 11 vs. Bradley) ... recorded a pair of multi-RBI games (February 21 vs. Mississippi Valley State; May 16 at Villanova) ... Notre Dame went 5-11 when Casey started, including 4-7 when he started at designated hitter and 1-4 when he started at first base ... batted .255 (13-for-51) with seven runs scored, eight RBI, seven walks and three hit by pitches in games started ... went 3-for-14 (.214) with a run scored, two walks and four RBI when coming off the Irish bench ... hit .300 (3-for-10) with a run scored, two RBI and walk when starting at first base ... batted .280 (7-for-25) with six runs scored, six RBI, four walks and two hit by pitches when starting at designated hitter ... went 0-for-9 as a pinch hitter.

SOPHOMORE SEASON (2009): Appeared in 37 games and started 21 for the Irish, predominantly as designated hitter (16 starts) ... also made five starts at first base ... batted .330 (31-for-94) with three home runs and 21 RBI ... added 16 runs scored, eight doubles, nine walks, four hit by pitches, two sacrifice flies and two stolen bases (two attempts) ... did ground into six double plays in 94 at bats ... recorded 48 total bases, posted a .511 slugging percentage and .404 on-base percentage ... batted .348 (31-for-89) against right-handed pitching ... hit an impressive .388 (19-for-49) with runners on base ... batted .333 (1-for-3) with the bases loaded ... hit .379 (11-for-29) with runners in scoring position ... was 7-for-14 in RBI opportunities with a runner on third base and less than two outs ... totaled six two-out RBI (third highest) ... ranked among the top five on the squad in doubles (t-fourth), games played off the bench (fifth) and home runs (t-fifth) ... hit .361 (22-for-61) with three home runs and 16 RBI in 21 BIG EAST games (14 starts) ... added 13 runs scored, seven doubles, five walks, two hit by pitch, two sacrifice flies and one stolen base (one attempt) ... recorded 38 total bases, posted a .623 slugging percentage and .414 on-base percentage ... batted .379 (22-for-58) against right-handed pitching ... hit an impressive .400 (12-for-40) with runners on base ... batted .323 (10-for-31) with the bases empty ... hit .389 (7-for-18) with runners in scoring position ... was 3-for-7 in RBI opportunities with a runner on third base and less than two outs ... hit a remarkable .444 (8-for-18) with two outs ... recorded six two-out RBI (second highest) ... ranked among the top five on the squad in sacrifice flies (second), doubles (third), RBI (fourth), home runs (fourth), total bases (t-fourth) and runs scored (fifth) ... registered 10 multi-hit games, including one three-hit game (April 1 vs. Toledo) ... recorded four multi-RBI games, including a four-RBI and five-RBI game (April 1 vs. Toledo; April 26 at Louisville) ... Notre Dame went 11-10 when Casey started, including 10-6 when

he started at designated hitter and 1-4 when he started at first base ... batted .351 (27-for-57) with one home run and 14 RBI in games started ... went 4-for-17 (.235) when coming off the Irish bench, but two of his four hits were home runs ... went 3-for-13 (.231) in pinch hit opportunities ... his five RBI at Louisville on April 26 equaled Notre Dame's season-high ... opened the season slowly, going 3-for-16 (.188) over his first 11 games, including three starts ... broke out of slump against Oakland on April 25 (went 2-for-4 with a double, walk and run scored) ... added another multi-hit game on March 28 at Pittsburgh (went 2-for-4 with a walk, run scored and two RBI) ... recorded a career-best three hits and then career-high four RBI against Toledo on April 1 (went 3-for-5) ... went 3-for-6 with two doubles, two walks, three runs scored and two RBI in the series with Villanova (April 3-4) ... continued his tear in two starts at Cincinnati (went 3-for-7 with two doubles, a walk, home run, two RBI and three runs scored) ... career-best eight-game hitting streak came to an end of April 15 against Northwestern ... batted .519 (14-for-27) with five doubles, one home run, nine runs scored and nine RBI over the streak ... followed the Northwestern contest with three straight multi-hit games against West Virginia (April 17-18) ... batted .500 (6-for-12) with a double, RBI and two runs scored against the Mountaineers ... provided serious offensive threat off the bench in the series at Louisville (April 24-26) ... went 3-for-7 (.429) in the series, but smacked two home runs, including a grand slam, and drove in six as a replacement in the first and third game of the series ... Irish rallied from a six-run deficit to grab a 7-6 lead on his pinch-hit, go-ahead solo bomb in the top of the ninth inning (Cardinals scored two in the bottom of the ninth to earn the victory) ... added a pinch-hit sacrifice fly in Sunday's come-from-behind victory before smashing his first career grand slam in the seventh inning to tie the game, 12-12 (Notre Dame won the game, 13-12, on Golden Tate's solo home run in the top of the ninth) ... extended the hitting streak to five games before going hitless against UConn on May 2 ... rebounded with back-to-back two-hit games against UConn and USF on May 3 and May 8 ... registered a hit in the 18 of the 21 games between March 24-May 8 ... went hitless over his last 12 at-bats of the season ... started all three games for the victorious Blue in the Blue-Gold World Series ... batted .333 (3-for-9) with a double, run scored and a team-best tying three RBI ... spent the summer of 2008 with the Green Bay Bullfrogs of the Northwoods League ... saw action in 37 games and batted .203 with two doubles, two home runs and five RBI ... also made seven appearances out of the bullpen ... went 0-1 with a 3.75 ERA in 12.0 innings ... surrendered nine hits, struck out 10 and walked four ... opponents batted just .209 against him.

FRESHMAN SEASON (2008): Played for winning team (Gold) in Blue-Gold World Series ... batted .333 (2-for-6) with an RBI and two walks ... saw action in 12 games, including five starts ... batted .185 (5-for-27) with three doubles and five RBI ... added two runs scored and drew three walks ... started first game of his career in season opener against Liberty on Feb. 22 ... went 0-for-3 with a walk and strikeout ... came off the bench a couple days later against Albany (Feb. 24) ... went 0-for-2 against the Great Danes ... started three consecutive games against Maine (Mar. 4), Lehigh (Mar. 6) and Texas A&M Corpus Christi (Mar. 7) ... went 1-for-2 with a walk and run scored in the thrilling victory over Maine ... added huge RBI single that gave Irish late inning lead over Lehigh ... went hitless over next three games and six at-bats before going 1-for-3 with a double against Georgetown on Mar. 20 ... went 1-for-2 with a double and two RBI against Wisconsin-Milwaukee on Mar. 26 ... went 1-for-3 with a run scored, double and two RBI against Manchester College on Apr. 9 ... doubled for the third straight game in which he played.

PREP & PERSONAL: Two-sport standout at Whitefish Bay HS ... four-year baseball letterwinner and two-year captain who earned ABCA all-Midwest Region honors as a senior, after batting .440 (two home runs) for WBHS in summer of '07 ... named all-state honors after helping '07 team reach sectionals (team MVP) ... also played in summer of '07 with Racine Hitters (seven home runs in final six games played) ... his junior honors in '06 included team MVP, first team all-state, all-area, all-district and all-conference (.533 batting average, 44 RBI, .911 slugging percentage) ... first team all-conference, second team all-district and team MVP as a sophomore (.466 batting average, 40 RBI, .585 slugging percentage; 23-11 team record) ... his two-year pitching stats in '05 and '06 included a 2.81 ERA, 11-4 record and more than one strikeout per inning ... starting first baseman with Team Wisconsin in '06, batting .400 (two home runs) as team went 3-1-1 vs. Iowa, Illinois, Minnesota, Kentucky and Nebraska ... played for Wisconsin Shockers team coached by Notre Dame alum John Murphy (an '85 monogram winner with the Irish, as a 3B) ... named all-tournament at '06 CABA Ultimate High School World Series (Euclid, Ohio), after helping Shockers go 5-3 for fifth-place finish ... hit .476 with 11 RBI at that tournament (three home runs) while going 2-1 on the mound (1.79 ERA, 13 strikeouts, 15 innings pitched) ... starting first baseman in '06 Milwaukee Brewers Classic baseball game (at Miller Park), featuring 40 of state's top preps (1-for-3, 2B) ... was rated by Perfect Game as #7 pro prospect in '07 from the state of Wisconsin (#3 among state's prep players) while Baseball America listed him as the #10 prospect in his state (#5 among Wisconsin preps) ... hails from same hometown and high school (Whitefish Bay) as current sophomore OF Charlie Markson and former Notre Dame standout Craig Counsell (a World Series champ with the 1997 Florida Marlins and 2001 Arizona Diamondbacks) ... Counsell and his father John - a native of Oconomowoc, Wis., and a former ND baseball player/assistant - are loyal supporters of Whitefish Bay's "Friends of Bay Baseball" ... received Duke Pride Award ("most devoted") with WBHS '06-'07 basketball team that reached regional finals ... his father Bill Casey served as Columbia University's primary starting pitcher in the mid-'70s, in addition to being a member of the varsity basketball team ... full name is David Austin Casey ... son of Bill and Ilyse Casey ... born Feb. 16, 1989 in Milwaukee, Wisc. ... enrolled in Mendoza College of Business as a management consulting major.

#11 Tommy Chase

**Cohasset, MA
(Boston College HS)**


JR	INF	R/R	5-10	175
----	-----	-----	------	-----

AT NOTRE DAME: One-year monogram winner enters his junior season with a .286 career batting average ... has added two runs, one RBI, one walk and one sacrifice hit in six games (three starts) ... quintessential "program" type kid ... phenominal kid ... widely respected by the coaching staff and teammates ... viewed as a leader by his teammates despite his limited playing time ... as committed to the program as any member of the team ... missed the entire 2010 season following offseason knee surgery ... scrappy, aggressive middle infielder along the lines of former Irish shortstop Brett Lilley ('07) ... has the versatility to play anywhere in the infield ... carried a 3.605 cumulative GPA into the '11 spring semester.

SOPHOMORE SEASON (2010): Missed the season following offseason knee surgery ... did not participate in the Blue-Gold World Series or fall practice following surgery.

FRESHMAN SEASON (2009): Appeared in six games and started three for the Irish ... batted .286 (2-for-7) with two runs, one RBI, one walk and one sacrifice hit ... went 0-for-2 with a walk in first career start (March 11 vs. Grambling) and went 2-for-4 with a run scored and an RBI in only other start of season (March 24 vs. Central Michigan) ... scored a run against Oakland on March 25 ... paced the Gold squad with a team-best .375 (3-for-8) batting average in the 2008 Blue-Gold World Series ... started all three games at second base ... hit leadoff twice and ninth in the other contest ... added a run scored, a sacrifice bunt and a stolen base ... did not commit an error in six fielding chances.

PREP & PERSONAL: Helped lead Boston College High School to the state semifinals in 2006 and 2007 ... played for coach Norm Walsh at BCHS ... also has played AAU ball with the South Shore Seadogs (coach by Ryan Morgan) and American Legion with Post 118 (coached by Bill Signorelli) ... attended Notre Dame Baseball Camp in the summer of 2007 ... received 2007 scholar-athlete award ... a Fulton Scholarship recipient at BCHS ... also a high-honor roll student all four years and member of the National Honor Society ... his father Mark Chase is a 1978 Notre Dame graduate while his sister Jacqueline Chase currently is a junior at Notre Dame and a member of the sailing club ... his mother (Laura Chase) played basketball at the University of Alabama ... born Oct. 28, 1989 ... son of Mark and Laura Chase ... full name is Thomas Joseph Chase ... enrolled in the College of Arts and Letters as an psychology major.



CHASE'S CAREER HIGHS

At-bats: 4, vs. Central Michigan (March 24, 2009)
Runs: 1, twice (last time vs. Oakland, March 25, 2009)
Hits: 2, vs. Central Michigan (March 24, 2009)
RBI: 1, vs. Central Michigan (March 24, 2009)
Doubles: None
Triples: None
Home Runs: None
Total Bases: 2, vs. Central Michigan (March 24, 2009)
Walks: 1, vs. Grambling (March 11, 2009)
Sac Hits: 1, vs. Oakland (March 25, 2009)
Sac Flies: None
Stolen Bases: None
Hitting Streak: None

CHASE'S CAREER STATS

Year	AVG	GP-GS	AB	R	H	2B	3B	HR	RBI	TB	OVERALL												
											SLG%	BB	HBP	SO	GDP	OB%	SF	SH	SB-ATT	PO	A	E	FLD%
2009	.286	6-3	7	2	2	0	0	0	1	2	.286	1	3	2	0	.545	0	1	0-0	4	12	2	.889

Student-Athletes

#35 Frank DeSico



Cleveland, OH
(St. Ignatius)

SO	INF	R/R	5-9	185
----	-----	-----	-----	-----

AT NOTRE DAME: One-year monogram winner enters his sophomore season with a .333 career batting average, one home run and 25 RBI ... has added 29 runs, six doubles, 14 walks, two sacrifice flies, seven sacrifice bunts and four stolen bases (five attempts) in 50 games (47 starts) ... in BIG EAST games, owns a career .319 batting average with 15 RBI ... has added 17 runs, three doubles, eight walks, one sacrifice fly, two sacrifice bunts and three stolen bases (three attempts) in 27 games (27 starts) ... an all-out, 'Charlie Hustle' type player ... does not possess one significantly above average tool, but add up the some of his parts and find a good, solid all-around college baseball player ... great leader and plays with a big heart ... can play any of the infield positions ... carried a 3.087 cumulative GPA into the '11 spring semester.

FRESHMAN SEASON (2010): Recorded three four-hit games; the last Irish player to have more games in a season with four or more hits was Craig Cooper in 2006 (three four-hit games, one five-hit game) ... the trio of four-hit games also came in a 20-game stretch, the shortest span for three games with four or more hits since A.J. Pollock had three four-hit games in a 17-game span in 2008 (March 4 vs. Maine, March 26 vs. Milwaukee, and March 30 vs. Cincinnati) ... started the final 47 games of the season at second base for the Irish, the last 32 of which were error-free ... closed the season with 155 consecutive chances without an error, last making a miscue in the first game of the doubleheader with USF on March 27 ... the 47 consecutive starts at second base are the most for an Irish player since Steve Sollman made 86 straight starts at second from March 30, 2002 – April 22, 2003 ... appeared in 50 games and started 47 for the Irish, each at second base ... batted .333 (63-for-189), second-best on the team, with 29 runs scored, six doubles, one home run and 25 RBI ... added 14 walks, a hit by pitch, two sacrifice flies, seven sacrifice bunts and four stolen bases in five attempts ... recorded 72 total bases, posted a .381 slugging percentage and .379 on-base percentage ... posted a .980 fielding percentage ... committed five errors on 244 fielding chances with 142 assists, 97 putouts and participated in 25 double plays ... ranked in the top five on the Irish in sacrifice bunts (first), games played (second), hitting (second), assists (second), hits (tied for second), stolen bases (third), plate appearances (third), at bats (third), on-base percentage (third), fielding double plays (third), runs scored (tied for third), RBI (fourth), total bases (fourth), walks (fourth), games started (fourth), fielding chances (fourth) and putouts (fourth) ... saw action in all 27 BIG EAST games and started each of them ... batted team-high .319 (36-for-113) with 17 runs scored, three doubles and 15 RBI ... added eight walks, a sacrifice fly, two sacrifice bunts and three stolen bases in three attempts ... recorded 39 total bases, posted a .345 slugging percentage and .361 on-base percentage ... hit .355 (27-for-76) with 12 runs scored, three doubles, a home run, 10 RBI, six walks, a hit by pitch, a sacrifice fly, five

sacrifice bunts and one stolen base in two attempts in non-conference games ... batted .250 (1-for-4) with a run scored and walk in the month of February ... hit .321 (17-for-53) with eight runs scored, four doubles, six RBI, three walks, a hit by pitch, sacrifice fly, five sacrifice bunts and no stolen bases in one attempt in the month of March ... batted .361 (30-for-83) with 17 runs scored, two doubles, a home run, 16 RBI, six walks, a sacrifice fly, sacrifice bunt and three stolen bases in three attempts in the month of April ... hit .306 (15-for-49) with three runs scored, three RBI, four walks, a sacrifice bunt and one stolen base in one attempt in the month of May ... batted team-best .356 (32-for-90) with 10 runs scored, two doubles, a home run, 13 RBI, four walks, a hit by pitch, a sacrifice fly, three sacrifice bunts and two stolen bases in two attempts in home games ... hit .288 (21-for-73) with 15 runs scored, three doubles, eight RBI, seven walks, a sacrifice fly, three sacrifice bunts and one stolen base in one attempt in road games ... batted team-best .403 (31-for-77) with 19 runs scored, a double, home run, 14 RBI, nine walks, a sacrifice fly, two sacrifice bunts and two stolen bases in three attempts in Irish victories ... hit .307 (35-for-114), second-best on the team, with 18 runs scored, four doubles, 13 RBI, 12 walks, a hit by pitch, sacrifice fly, five sacrifice bunts and three stolen bases in four attempts in day games ... batted .373 (28-for-75), second-best on the team, with 11 runs scored, two doubles, a home run, 12 RBI, two walks, a sacrifice fly, two sacrifice bunts and one stolen base in one attempt in night games ... hit team-best .335 (62-for-185) with 28 runs scored, six doubles, one home run, 25 RBI, 13 walks, a hit by pitch, two sacrifice flies, seven sacrifice bunts and four stolen bases in five attempts in games started ... went 1-for-4 (.250) with a run scored and walk when coming off the Irish bench ... batted .431 (22-for-51), second-best on the team, against left-handed pitching ... hit .354 (29-for-82) with runners on base ... went 3-for-5 (.600) with the bases loaded ... went 0-for-1 (.000) as a pinch hitter ... batted .341 (15-for-44) with runners in scoring position ... successful on 13 of 16 RBI opportunities with a runner on third base and less than two outs ... advanced 59 base runners on 96 attempts, good for a team-best percentage of .615 ... totaled seven RBI and batted .265 (13-for-49) with two outs ... registered 18 multi-hit games, tied for second-best on the team, including a pair of three-hit games (March 12 vs. Pacific; April 23 vs. Cincinnati) and a trio of four-hit outings (April 6 vs. Oakland; April 30 vs. St. John's; May 8 at West Virginia) ... recorded eight multi-RBI games (March 12 vs. Pacific; March 23 vs. Ball State; April 3 at Georgetown; April 06 vs. Oakland; April 10 vs. Rutgers; April 16 at Seton Hall; April 27 vs. Toledo; April 30 vs. St. John's), which ranked tied for second on the Irish ... Notre Dame went 18-29 when DeSico started... the Irish went 1-2 when DeSico led off, 13-17 when he batted second, 4-8 when he hit seventh and 0-2 when he batted ninth ... went 0-for-1 as a pinch hitter.

PREP & PERSONAL: Three-year starter and four-year letterwinner at St. Ignatius High School ... batted .440 with two home runs, 16 doubles and 24 stolen bases as a senior ... equaled his own school record with 51 hits ... 24 steals ranked second to his own record of 27 set one season earlier ... named first team all-state ... served as captain ... named Under Armour and Louisville Slugger All-American ... helped St. Ignatius to the state semifinals in baseball ... also helped them capture a state football championship as a slot back ... batted .420 and set school records with 27 stolen bases, 51 hits and 83 runs scored as a junior ... also added six home runs in 2008 ... earned all-conference honors as both a sophomore and junior ... helped Wildcats to a pair of appearances in the Ohio High School State semifinals, including a runner-up finish last spring ... as a sophomore, hit .350 with 15 stolen bases ... received Gold Glove Award in South Carolina as sophomore in South Carolina Classic during spring break ... rated as a Perfect Game top prospect as well as Under Armour top prospect ... entered senior season (2009) as a Under Armour pre-season All-American ... also plays football at St. Ignatius and helped them capture the 2008 Ohio High School State Championship as a slot receiver and punt returner (recorded three punt returns for touchdown) ... owns a 4.1 cumulative grade point average ... member of the National Honor Society and received the Michelson-Morley Award for mathematics and science born Dec. 31, 1990 ... son of Kevin and Mary Norton ... full name is Frank Kevin Desico ... enrolled in the Mendoza College of Business but major remains undecided.

DESICO'S CAREER HIGHS

At-bats: 6, twice (last time vs. St. John's, April 30, 2010)

Runs: 3, at Georgetown (April 2, 2010)

Hits: 4, three times (last time at West Virginia, May 8, 2010)

RBI: 2, eight times (last time vs. St. John's, April 30, 2010)

Doubles: 1, six times (last time vs. Rutgers, April 11, 2010)

Triples: None

Home Runs: 1, vs. Oakland (April 6, 2010)

Total Bases: 7, vs. Oakland (April 6, 2010)

Walks: 2, three times (last time at Villanova, May 15, 2010)

Sac Hits: 1, seven times (last time at Villanova, May 16, 2010)

Sac Flies: 1, twice (last time vs. Oakland, April 6, 2010)

Stolen Bases: 1, four times (last time vs. St. John's, May 2, 2010)

Hitting Streak: 10, March 27 - April 16, 2010

DESICO'S CAREER STATS VS. BIG EAST (INCLUDES POSTSEASON)

	AVG.	GP-GS	AB	R	H	2B	3B	HR	RBI	BB	HBP	SB
Cincinnati:	.417	3-3	12	3	5	0	0	0	1	1	0	1-1
Georgetown:	.286	3-3	14	6	4	1	0	0	3	1	0	1-1
Louisville:	.200	3-3	10	0	2	0	0	0	0	1	0	0-0
Rutgers:	.333	3-3	15	1	5	1	0	0	3	0	0	0-0
Seton Hall:	.273	3-3	11	2	3	0	0	0	2	3	0	0-0
St. John's:	.400	3-3	15	1	6	0	0	0	3	0	0	1-1
USF:	.111	3-3	9	1	1	1	0	0	1	0	0	0-0
Villanova:	.250	3-3	12	1	3	0	0	0	1	2	0	0-0
West Virginia:	.467	3-3	15	2	7	0	0	0	1	0	0	0-0

DESICO'S CAREER STATS

OVERALL																							
Year	AVG	GP-GS	AB	R	H	2B	3B	HR	RBI	TB	SLG%	BB	HBP	SO	GDP	OB%	SF	SH	SB-ATT	PO	A	E	FLD%
2010	.333	50-47	189	29	63	6	0	1	25	72	.381	14	1	18	1	.379	2	7	4-5	97	142	5	.980
BIG EAST																							
Year	AVG	GP-GS	AB	R	H	2B	3B	HR	RBI	TB	SLG%	BB	HBP	SO	GDP	OB%	SF	SH	SB-ATT	PO	A	E	FLD%
2010	.319	27-27	113	17	36	3	0	0	15	39	.345	8	0	8	0	.361	1	2	3-3	60	78	1	.993

#26 Mick Doyle

LaGrange Park, IL (Benet Academy)

SR	INF	R/R	6-1	200
----	-----	-----	-----	-----

AT NOTRE DAME: Three-year monogram winner enters his senior season with a .279 career batting average, eight home runs and 59 RBI ... has added 68 runs, 27 doubles, 43 walks, 13 sacrifice flies, 10 sacrifice bunts and five stolen bases (nine attempts) in 122 games (104 starts) ... in BIG EAST games, owns a career .279 batting average with five home runs and 32 RBI ... has added 33 runs, 12 doubles, 12 walks, seven sacrifice flies, two sacrifice bunts and three stolen bases (five attempts) in 57 games (50 starts) ... will serve as co-captain (along with Brian Dupra) of the 2011 Irish team ... two-time captain ... outstanding leader ... one of the players that the Irish would be truly hard-pressed to replace this spring ... slick-fielding middle infielder who also could play third base ... has excellent defensive footwork and soft hands ... versatile, hard-nosed player with gap-to-gap power ... carried a 3.461 cumulative GPA into the '11 spring semester.

JUNIOR SEASON (2010): Appeared in 49 games and started each one for the Irish, each at shortstop ... did miss five games to injury following a hard-hit, ground ball took a wild hop into his face against Texas-Pan American on March 09 ... batted .228 (41-for-180) with 29 runs scored, 13 doubles, one triple, five home runs and 22 RBI ... added 20 walks, two hit by pitches, three sacrifice flies, two sacrifice bunts and two stolen bases in four attempts ... recorded 71 total bases, posted a .394 slugging percentage and .307 on-base percentage ... posted a .933 fielding percentage ... committed 17 errors on 253 fielding chances with 158 assists, 78 putouts and participated in 29 double plays ... ranked in the top five on the Irish in assists (first), fielding double plays (second), walks (second), doubles (second), home runs (tied for second), sacrifice flies (tied for second), games started (tied for second), fielding chances (third), triples (tied for third), runs scored (tied for third), games played (tied for fourth), stolen bases (tied for fourth), slugging percentage (fifth), hits (fifth), RBI (fifth), total bases (fifth), plate appearances (fifth) and at bats (fifth) ... saw action in all 27 BIG EAST games and started each of them ... batted .221 (23-for-104) with 17 runs scored, five doubles, three home runs and 13 RBI ... added five walks, two hit by pitches, two sacrifice flies, one sacrifice bunt and one stolen base in three attempts ... recorded



DOYLE'S CAREER HIGHS

At-bats: 5, 14 times (last time at Villanova, May 16, 2010)
Runs: 4, vs. Iowa (February 23, 2008)
Hits: 3, six times (last time at Villanova, May 16, 2010)
RBI: 4, at Georgetown (April 2, 2010)
Doubles: 2, three times (last time vs. St. John's, May 2, 2010)
Triples: None
Home Runs: 1, eight times (last time at Villanova, May 14, 2010)
Total Bases: 6, vs. Ball State (March 23, 2010)
Walks: 2, nine times (last time at Valparaiso, April 28, 2010)
Sac Hits: 1, 10 times (last time at Seton Hall, April 17, 2010)
Sac Flies: 2, at St. John's (May 15, 2009)
Stolen Bases: 1, five times (last time vs. Cincinnati, April 24, 2010)
Hitting Streak: 11, April 17 - May 2, 2009

DOYLE'S CAREER STATS VS. BIG EAST (INCLUDES POSTSEASON)

	AVG.	GP-GS	AB	R	H	2B	3B	HR	RBI	BB	HBP	SB
Cincinnati:	.077	5-4	13	2	1	1	0	0	1	3	0	1-1
Connecticut:	.313	4-4	16	2	5	1	0	0	4	0	0	1-1
Georgetown:	.471	4-3	15	4	6	0	0	2	7	0	0	0-0
Louisville:	.394	9-9	33	6	13	4	0	2	10	1	1	0-0
Pittsburgh:	.375	3-2	8	1	3	0	0	0	1	1	0	0-0
Rutgers:	.154	4-3	13	2	2	1	0	0	1	1	0	0-0
Seton Hall:	.118	5-5	17	2	2	1	0	0	0	1	1	0-2
St. John's:	.379	8-8	29	11	11	5	0	0	3	6	1	0-0
USF:	.100	8-7	30	2	3	0	0	0	1	2	0	1-1
Villanova:	.474	5-4	19	5	9	0	0	1	4	0	0	0-0
West Virginia:	.286	7-6	21	2	6	0	0	1	3	0	0	0-0

DOYLE'S CAREER STATS

OVERALL																							
Year	AVG	GP-GS	AB	R	H	2B	3B	HR	RBI	TB	SLG%	BB	HBP	SO	GDP	OB%	SF	SH	SB-ATT	PO	A	E	FLD%
2008	.313	24-11	48	10	15	4	0	0	6	19	.396	4	0	11	0	.358	1	5	0-0	26	30	5	.918
2009	.327	49-44	156	29	51	10	0	3	31	70	.449	19	1	29	4	.384	9	3	3-5	63	102	13	.927
2010	.228	49-49	180	29	41	13	1	5	22	71	.394	20	2	37	5	.307	3	2	2-4	78	158	17	.933
TOTAL	.279	122-104	384	68	107	27	1	8	59	160	.417	43	3	77	9	.345	13	10	5-9	167	290	35	.929

BIG EAST																							
Year	AVG	GP-GS	AB	R	H	2B	3B	HR	RBI	TB	SLG%	BB	HBP	SO	GDP	OB%	SF	SH	SB-ATT	PO	A	E	FLD%
2008	.313	8-2	16	1	5	2	0	0	1	7	.438	1	0	4	0	.353	0	0	0-0	11	5	0	1.000
2009	.351	22-21	77	15	27	5	0	2	18	38	.494	6	1	15	1	.382	5	1	2-2	31	47	4	.951
2010	.221	27-27	104	17	23	5	0	3	13	37	.356	5	2	22	1	.265	2	1	1-3	38	88	6	.955
TOTAL	.279	57-50	197	33	55	12	0	5	32	82	.416	12	3	41	2	.320	7	2	3-5	80	140	10	.957

Student-Athletes

37 total bases, posted a .356 slugging percentage and .265 on-base percentage ... hit .237 (18-for-76) with 12 runs scored, eight doubles, one triple, two home runs, nine RBI, 15 walks, one sacrifice fly, one sacrifice bunt and one stolen base in one attempt in non-conference games ... batted .182 (4-for-22) with four runs scored, two doubles, three RBI, four walks, one sacrifice fly and one sacrifice bunt in the month of February ... hit .227 (10-for-44) with four runs scored, three doubles, one triple, one home run, three RBI, five walks and one stolen base in one attempt in the month of March ... batted .183 (13-for-71) with 13 runs scored, four doubles, two home runs, 11 RBI, 10 walks, two hit by pitches, one sacrifice fly, one sacrifice bunt and one stolen base in three attempts in the month of April ... hit team-best .326 (14-for-43) with eight runs scored, four doubles, two home runs, five RBI, one walk and one sacrifice fly in the month of May ... batted .221 (17-for-77) with 13 runs scored, eight doubles, one triple, two home runs, eight RBI, 12 walks, one hit by pitch, one sacrifice fly and two stolen bases in two attempts in home games ... hit .227 (17-for-75) with 12 runs scored, one double, three home runs, 10 RBI, two walks, one hit by pitch, one sacrifice fly, one sacrifice bunt and no stolen bases in two attempts in road games ... batted .219 (16-for-73) with 16 runs scored, five doubles, one triple, one home run, 13 RBI, 12 walks, two hit by pitches, three sacrifice flies, two sacrifice bunts and two stolen bases in four attempts in Irish victories ... hit .242 (29-for-120) with 17 runs scored, eight doubles, three home runs, 15 RBI, 12 walks, one hit by pitch, two sacrifice flies, two sacrifice bunts and no stolen bases in two attempts in day games ... batted .200 (12-for-60) with 12 runs scored, five doubles, one triple, one home run, seven RBI, eight walks, one hit by pitch, one sacrifice fly and two stolen bases in two attempts in night games ... hit .228 (41-for-180) with 29 runs scored, 13 doubles, one triple, five home runs, 22 RBI, 20 walks, two hit by pitches, three sacrifice flies, two sacrifice bunts and two stolen bases in four attempts in games started ... batted .233 (10-for-43) against left-handed pitching ... hit .226 (31-for-137) against right-handed pitching ... batted .211 (19-for-90) with runners on base ... went 0-for-3 (.000) with the bases loaded ... hit .164 (9-for-55) with runners in scoring position ... successful on six of 11 RBI opportunities with a runner on third base and less than two outs ... advanced 40 base runners on 101 attempts, good for a percentage of .396 ... totaled nine RBI, tied for third-best on the Irish, and batted .190 (12-for-63) with two outs ... registered a team-high 10 assists at Seton Hall on April 18, 2010 ... registered nine multi-hit games, including a trio of three-hit contests (March 23 vs. Ball State; April 01 at Georgetown; May 16 at Villanova) ... recorded five multi-RBI games, including one three-RBI contest (April 03 at Georgetown) and one four-RBI game (April 02 at Georgetown) ... Notre Dame went 20-29 when Doyle started ... the Irish went 1-0 when Doyle batted cleanup, 15-22 when he hit fifth, 4-6 when he batted seventh and 0-1 when he hit ninth.



SOPHOMORE SEASON (2009): Appeared in 49 games and started 44 for the Irish, predominantly at third base (28 starts) ... also made 16 starts at second base ... batted .324 (66-for-204) with three home runs and 37 RBI ... added 29 runs scored, 10 doubles, 19 walks, one hit by pitch, nine sacrifice flies, three sacrifice bunts and three stolen bases (five attempts) ... did not ground into four double plays in 204 at bats ... recorded 70 total bases, posted a .449 slugging percentage and .384 on-base percentage ... batted .429 (21-for-49) against left-handed pitching ... hit an impressive .347 (26-for-75) with runners on base ... batted .600 (3-for-5) with the bases loaded ... reached base at a team-best .588 clip (10-of-17) when leading off an inning ... hit .327 (16-for-49) with runners in scoring position ... was 11-for-16 in RBI opportunities with a runner on third base and less than two outs ... totaled 15 two-out RBI (third highest) ... ranked among the top five on the squad in sacrifice flies (first), doubles (third), slugging (third), batting (fourth), hits (fifth), RBI (fifth) and total bases (fifth) ... his nine overall sacrifice flies led the league and also tied the school record (Robbie Kent, 1994) ... hit .351 (27-for-77) with two home runs and 18 RBI in 22 BIG EAST games (21 starts) ... added 15 runs scored, five doubles, six walks, one hit by pitch, five sacrifice flies, one sacrifice bunt and two stolen bases (two attempts) ... batted .409 (9-for-22) against left-handed pitching ... batted .327 (18-for-55) against right-handed pitching ... hit an impressive .378 (14-for-37) with runners on base ... batted .325 (13-for-40) with the bases empty ... reached base at a .500 clip (11-of-22) when leading off an inning ... hit .346 (9-for-26) with runners in scoring position ... was 6-for-8 in RBI opportunities with a runner on third base and less than two outs ... hit a remarkable .464 (13-for-28) with two outs ... recorded eight two-out RBI (second highest) ... ranked among the top five on the squad in sacrifice flies (first), batting (third), slugging (third), on-base percentage (third), RBI (third), runs scored (fourth), hits (fourth), doubles (t-fourth) and total bases (t-fourth) ... his five sacrifice flies in BIG EAST games ranked second in the league ... registered 16 multi-hit games (t-fourth), including a trio of three-hit games (Feb. 20 vs. Ohio State; April 26 at Louisville; April 28 vs. UIC) ... recorded eight multi-RBI games, including a quartet of three-RBI games (March 14 vs. Trinity; May 1 vs. UConn; May 23 vs. Louisville-1) ... Notre Dame went 27-17 when Doyle started, including 17-11 when he started at third base and 10-6 when he started at second base ... batted .331 (51-for-144) with three home runs and 31 RBI in games started ... went 0-for-2 when coming off the Irish bench, including 0-for-1 in pinch hit opportunities ... recorded a season-high two sacrifice flies at St. John's on May 15 ... opened the season with hits in his first three straight games and five of his first six contests ... went 3-for-4 with two runs scored and two RBI against Illinois on Feb. 21 ... went 2-for-3 with a walk, run scored and

RBI against Purdue on Feb. 22 ... struggled over the next eight games going 2-for-23 (.087) from Feb. 28-March 12 ... awoke for three RBI, going 1-for-3 with a walk against Trinity on March 14 ... batted through another tough stretch, going 2-for-15 (.133) over his next six games (March 15-March 27) ... re-found his hitting stroke in the final two games of the series at Pittsburgh, going 3-for-7 (.429) with a run scored, RBI and walk ... collected his second consecutive multi-hit game in starting action against Villanova on April 4 (2-for-5, run scored and RBI) ... went 1-for-3 with an RBI double against Cincinnati in the second game of a doubleheader on April 11 ... season really took off offensively following an 0-for-2 against Northwestern on April 15 ... registered 12 multi-hit games in the season's final 25 contests, including two different streaks of three straight games with two or more hits ... went 5-for-10 with three RBI, two runs scored and his first career home run in the series against West Virginia (April 17-18) ... the series with the Mountaineers opened a career-best hitting streak that reached 11 games and spanned April 17-May 2 ... batted .475 (19-for-40) in the hitting streak with 14 RBI, eight runs scored, three doubles and two home runs ... torrid stretch continued in the series with then league-leading Louisville ... went 7-for-13 (.538) with two runs scored, six RBI, two doubles and a home run ... closed the season with five multi-hit games in Notre Dame's last six contests, including each of the final three games ... finished the season 11-for-21 (.524) with four runs scored and 10 RBI in five games against Louisville ... did not participate in the 2008 Blue-Gold World Series due to injury ... spent the summer of 2008 with the Southwest Slashers of the Jayhawk Baseball League.

FRESHMAN SEASON (2008): Helped Gold win 2008 Blue-Gold World Series ... started all three games at shortstop ... batted .333 (3-for-9) with an RBI, two runs scored and sacrifice bunt ... did strikeout twice and committed pair of errors ... saw action in 24 games, including 11 starts ... all 11 starts came at third base ... hit ninth in the order in all 11 starts as well ... batted .313 with four doubles and six RBI ... added 10 runs scored, four walks and five sacrifice bunts ... committed five errors and registered a .918 fielding percentage ... recorded six multi-hit games (all six were two-hit affairs) ... Notre Dame was 9-2 in the 11 games that Doyle started ... recorded a personal best three-game hitting streak from Apr. 22 through May 4 ... hit .313 with a run scored, two doubles and one RBI in BIG EAST action ... started five of the first six games for the Irish ... started the season opener against Liberty on Feb. 22 (went 0-for-2) ... went 2-for-3 with a pair of walks, RBI and a career-high four runs scored in the victory over Iowa on Feb. 23 ... added a RBI and sacrifice bunt in two at-bats against Mount St. Mary's on Mar. 1 ... went 1-for-4 with a double and run scored in the meeting with St. Bonaventure on Mar. 2 ... came off the bench as a defensive substitute over the next three games before pinch hitting against Buffalo on Mar. 14 ... again came off the bench against Georgetown on Mar. 20 (went 2-for-2) with a RBI and two doubles ... went 1-for-2 with a RBI and run scored against Ball State on Mar. 25 ... started against Wisconsin-Milwaukee on Mar. 26 (his first start since Mar. 4) ... went 0-for-3 with a sacrifice bunt ... came in the late innings as a defensive replacement against Rutgers on Apr. 6 ... picked up his seventh start of the season against Manchester College on Apr. 9 ... went 2-for-5 with an RBI and two runs scored ... registered three straight multi-hit games in starts against Chicago State (Apr. 22), Mississippi Valley State (Apr. 29) and Connecticut (May 4) ... batted .600 (6-for-10) in the three-game hitting streak ... had a double, RBI and run scored against Chicago State ... scored a run against UConn ... batted .297 (11-for-37) with four RBI as a starter ... hit .364 (4-for-11) and two RBI off the bench.

PREP & PERSONAL: Capped prep career with all-conference and all-area honors at Benet Academy, despite foot injuries ... four-year baseball letterwinner at shortstop ... hit .362 as senior captain, for regional champs ... all-conference as junior (.358, school-record 31 RBI) on '06 team that went 30-10 and won East Suburban Catholic League title (also won Flyers Classic and postseason regional) ... three-year letterwinner and two-year captain in basketball (point guard), averaging 10 ppg in his final two seasons ... all-conference and all-city in baseball as a senior ... helped basketball team win regional title and reach sectional finals as a sophomore (upset #2 seed Boling Brook) ... played on freshman football team (cornerback/linebacker) ... Notre Dame distance runners Eddie Higgins and Kevin Maflick also attended Benet ... member of National Honor Society and Foreign Language Honor Society ... oldest of six children (all athletes) ... grandfather, Don Blaha, played baseball at Villanova ... his father, Mike Doyle, is an '85 ND graduate, as are nine of his uncles/aunts: Terri and Cy Clune (both '75), Jim Blaha ('80), Fritz and Sheila Fisher (both '81), Pat Doyle ('83), Jeff Toner ('84), Kathy Doyle ('85) and Kevin Doyle ('89), plus cousin Katy Clune ('06) ... born Feb. 11, 1989, in Champaign, Ill. ... son of Mike and Mary Doyle ... full name is Michael Patrick Doyle ... enrolled in Mendoza College of Business as a finance major.

#6 Brian Dupra



Rochester, NY
(Greece Athena)


SR	RHP	R/R	6-3	205
----	-----	-----	-----	-----

AT NOTRE DAME: Three-year monogram winner that enters senior season with a 6.40 career ERA and 13-13 record, plus 131 strikeouts, 48 walks and 280 hits allowed (.319 opponent batting average) in 40 appearances (36 starts) and 211.0 innings (21 hit batters, 12 wild pitches, 22 home runs allowed) ... averaging 5.59 strikeouts and 2.05 walks per 9.0 innings pitched in his career ... in BIG EAST games, owns a 6.55 career ERA and 6-7 record, plus 63 strikeouts, 23 walks and 149 hits allowed (.322 opponent batting average) in 18 appearances (17 starts) and 110.0 innings (10 hit batters, eight wild pitches, 19 home runs allowed) ... will serve as co-captain (along with Mick Doyle) of the 2011 Irish team ... ranks eighth in Notre Dame career history for fewest walks per 9.0 innings pitched (minimum 60 IP) ... selected in the 11th round of the 2010 MLB Draft by the Detroit Tigers, but chose to return for season season ... without question, leader of the staff along with fellow senior Cole Johnson ... deserves a stellar senior campaign ... works as hard as anyone on the roster ... elite pitching prospect who saw his stock - and velocity - rise during senior season at Greece Athena High School ... gained immeasurable experience as a weekend starter for the Irish each of the last two seasons ... combines pinpoint command of all three of his pitches with tremendous pitching aptitude ... features heavy, low-90s fastball to go along with quality slider and changeup ... throws from 3/4 power arm slot, with clean arm action and fluid mechanics ... a poised competitor and true student of the game ... carried a 3.242 cumulative GPA into the '11 spring semester.

JUNIOR SEASON (2010): Made 15 appearances on the mound in the spring, 14 of which were starts ... served as Notre Dame's top weekend starter ... his 15 appearances were the sixth-most by any Irish pitcher ... his 14 starts were tied for the most on the staff ... went 4-5 with a 6.21 earned run average in 82.2 innings of work ... allowed 104 hits as his opponents batted .305 against him ... struck out 53 and only walked 22 ... among hurlers with at least 54.0 innings (1.0 inning pitched per team game) on the staff, he ranked first in innings pitched, first in win-loss percentage, tied for first in wins, tied for first in walks allowed, tied for first in triples allowed, second in doubles allowed, second in strikeouts looking, second in opposing batting average, second in strikeouts, third in ERA, third in runs allowed, third in earned runs allowed and third in home runs allowed ... went at least six innings in nine of his 14 starts ... registered six quality starts (at least six innings and three earned runs or less), including four in consecutive outings against Stetson (March 07), Gonzaga (March 13), Michigan State (March 20) and USF (March 26) ... averaged 5.77 strikeouts and 2.40 walks per nine innings ... Notre Dame posted a 7-7 record when Dupra started ... went 2-4 with a 7.09 ERA in nine appearances (all starts) in BIG EAST action ... allowed 75 hits in 53.1 innings of work as his opponents batted .328 against him ... struck out 31 and walked only 14 ... averaged nearly 6.0 innings per start in league games ... went 2-1 with a 4.60 ERA in six appearances (five starts) in non-conference action ... allowed 29 hits in 29.1 innings of work as his opponents batted .259 against him ... struck out 22 and walked only eight ... went 0-1 with a 10.12 ERA in two appearances (both starts) in the month of February ... allowed 12 hits in 8.0 innings of work as his opponents

DUPRA'S CAREER HIGHS

Innings Pitched (starter): 9.0, twice (last time vs. West Virginia-1, April 18, 2009)
Innings Pitched (reliever): 4.0, twice (last time at Pittsburgh, March 29, 2009)
Strikeouts: 8, twice (last time vs. Cincinnati, April 23, 2010)
Winning Streak: 3, March 25 - April 29, 2008



DUPRA'S CAREER STATS VS. BIG EAST (INCLUDES POSTSEASON)

	ERA	W-L	G	GS	CG	SHO	SV	IP	H	R-ER	BB-SO	B/AVG.
Cincinnati:	5.40	1-1	2	2	1	0/0	0	13.1	14	9-8	4-14	.264
Connecticut:	12.46	0-1	1	1	0	0/0	0	4.1	9	6-6	0-2	.409
Georgetown:	7.71	0-0	1	1	0	0/0	0	7.0	10	9-6	0-4	.323
Louisville:	6.19	1-1	2	2	0	0/0	0	16.0	19	11-11	4-5	.297
Pittsburgh:	4.50	0-0	1	0	0	0/0	0	4.0	3	2-2	1-3	.231
Rutgers:	11.25	0-0	1	1	0	0/0	0	4.0	8	6-5	3-3	.400
Seton Hall:	2.13	0-1	2	2	0	0/0	0	12.2	15	12-3	4-7	.278
St. John's:	9.68	2-0	3	3	0	0/0	0	17.2	29	19-19	2-7	.372
USF:	5.40	0-1	3	2	0	0/0	0	11.2	20	9-7	1-11	.364
Villanova:	5.65	1-1	2	2	1	1/0	0	14.1	14	9-9	3-9	.259
West Virginia:	11.70	1-1	2	2	1	0/0	0	10.0	19	13-13	2-3	.422

DUPRA'S CAREER STATS

OVERALL																							
Year	ERA	W	L	App	GS	CG	SHO	CBO	SV	IP	H	R	ER	BB	SO	2B	3B	HR	BF	B/Avg	WP	HBP	BK
2008	5.44	3	3	11	9	1	0	1	1	46.1	60	35	28	10	30	11	1	3	212	.316	4	5	0
2009	7.13	6	5	14	13	3	1	0	0	82.0	116	71	65	16	48	27	2	8	384	.334	6	9	1
2010	6.21	4	5	15	14	0	0	0	0	82.2	104	72	57	22	53	21	2	11	379	.305	2	7	0
TOTAL	6.40	13	13	40	36	4	1	1	1	211.0	280	178	150	48	131	59	5	22	975	.319	12	21	1
BIG EAST																							
Year	ERA	W	L	App	GS	CG	SHO	CBO	SV	IP	H	R	ER	BB	SO	2B	3B	HR	BF	B/Avg	WP	HBP	BK
2009	6.04	4	3	9	8	3	1	0	0	56.2	74	44	38	9	32	20	0	8	257	.316	6	5	0
2010	7.09	2	4	9	9	0	0	0	0	53.1	75	52	42	14	31	15	1	11	253	.328	2	5	0
TOTAL	6.55	6	7	18	17	3	1	0	0	110.0	149	96	80	23	63	35	1	19	510	.322	8	10	0

Student-Athletes

batted .364 against him ... struck out four and walked three ... went 2-1 with a 2.73 ERA in four appearances (all starts) in the month of March ... allowed 26 hits in 26.1 innings of work as his opponents batted .252 against him ... struck out 21 and walked six ... went 2-0 with a 4.86 ERA in six appearances (five starts) in the month of April ... allowed 40 hits in 33.1 innings of work as his opponents batted .290 against him ... struck out 22 and walked only six ... went 0-3 with a 13.20 ERA in three appearances (all starts) in the month of May ... allowed 26 hits in 15.0 innings of work as his opponents batted .388 against him ... struck out six and walked seven ... went 2-1 with a 5.50 ERA in five appearances (all starts) in home games ... allowed 35 hits in 34.1 innings of work as his opponents batted .263 against him ... struck out 20 and walked 12 ... went 1-3 with a 6.75 ERA in seven appearances (six starts) in away games ... allowed 51 hits in 33.1 innings of work as his opponents batted .345 against him ... struck out 21 and walked seven ... posted a 3.71 ERA in seven appearances (all starts) in Irish victories ... allowed 47 hits in 42.2 innings of work as his opponents batted .272 against him ... struck out 33 and walked eight ... went 2-3 with a 6.99 ERA in nine appearances (all starts) in day games ... allowed 64 hits in 47.2 innings of work as his opponents batted .320 against him ... struck out 32 and walked 13 ... went 2-2 with a 5.14 ERA in six appearances (five starts) in night games ... allowed 40 hits in 35.0 innings of work as his opponents batted .284 against him ... struck out 21 and walked nine ... made one appearance out of Irish bullpen and tossed a perfect inning of relief (registered a strikeout) ... left-handed hitters batted .325 (40-for-123) and right-handed hitters batted .294 (64-for-218) against him ... batters hit .346 (54-for-156) against him with runners on base and .270 (50-for-185) with the bases empty ... tossed a season-high 8.2 innings against No. 11 Louisville ... one out away from a complete game as the Irish clung to a 3-2 lead, but allowed a three-run home run as the Cardinals rallied for a 6-3 lead ... retired 11 consecutive Louisville batters entering the ninth inning ... limited the potent Cardinals to just three hits and two earned runs over the first 8.1 innings (also registered a remarkable 14 ground ball outs) ... tossed 7.0+ innings and allowed two earned runs on six hits in victory over Gonzaga on March 13 ... struck out a career-high tying eight and did not issue a walk ... pitched from a three-ball count on only three occasions against the Bulldogs and did not allow a Gonzaga batter to advance into scoring position until the sixth inning ... scattered seven hits and allowed just two earned runs over 7.1 innings against Cincinnati on April 23 ... equaled his career-high in strikeouts with eight and also walked just one ... held the Bearcats scoreless over the first six innings and Cincinnati did not advance a runner to third base until two outs in the seventh inning.

SOPHOMORE SEASON (2009): Made 14 appearances on the mound in the spring, 13 of which were starts ... served as Notre Dame's second weekend starter ... his 14 appearances were tied for sixth-most by any Irish pitcher ... his 13 starts were third-most on the staff ... went 6-5 with a 7.13 earned run average in 82.0 innings of work ... allowed 116 hits as his opponents batted .334 against him ... struck out 48 and only walked 16 ... among hurlers with at least 56.0 innings (1.0 inning pitched per team game) on the staff, he ranked first in walks allowed, first in batters struck out looking, first in triples allowed, second in strikeouts, tied for second in

victories, third in earned run average, third in opposing batting average, third in won-loss percentage, third in innings pitched, third in games started, third in hits allowed, third in runs allowed, third in earned runs allowed, third in doubles allowed and third in home runs allowed ... went at least six innings in eight of his 13 starts ... averaged 5.27 strikeouts and 1.76 walks per nine innings ... Notre Dame posted a 8-5 record when Dupra started ... went 4-3 with a 6.04 ERA in nine appearances (eight starts) in BIG EAST action ... allowed 74 hits in 56.2 innings of work as his opponents batted .316 against him ... struck out 32 and walked only nine ... averaged nearly 6.2 innings per start in league games ... ranked second in the BIG EAST in overall walks allowed ... in conference games only (minimum 1.0 inning per team game), ranked first in triples allowed and tied for third in walks allowed ... made season debut on Feb. 20 against NCAA Regional participant Ohio State and matched up against Buckeyes' All-American Alex Wimmers (allowed two earned runs on six hits in 6.1 innings; walked one and struck out two in defeat) ... tossed 5.1 innings and allowed five runs, all earned, on 10 hits (struck out season-high tying six and walked none) en route to the victory against Dayton on Feb. 28 ... roughed up against NCAA Super Regional qualifier Rice on March 7 (allowed seven earned runs on seven hits in 3.0 innings; walked one and struck out two) ... registered the victory in the opening game of a doubleheader against UTPA on March 15 (allowed four earned runs on eight hits in 7.0 innings; walked four and struck out four) ... limited the Broncos to no runs and just two hits over his final 5.1 innings of work ... was charged with the loss against Seton Hall on March 21 (surrendered seven runs, only three earned, on nine hits in 6.2 innings of work; struck out three and walked three) ... was kept out of the weekend rotation at Pittsburgh, but pitched 4.0 effective innings of relief against the Panthers (allowed two earned runs on three hits; struck out three and walked one) ... recorded first

DUPRA'S CAREER GAME-BY-GAME STATS

2010

Date	Opp	GS	IP	H	R	ER	BB	SO	WP	BK	HBP	W-L	Sv	ERA
Feb 20	MVSU	*	4.1	4	3	3	1	3	0	0	1	0-0	0	6.23
Feb 27	Ohio State	*	3.2	8	8	6	2	1	0	0	0	0-1	0	10.12
Mar 7	Stetson	*	7.0	7	2	1	1	5	0	0	0	1-1	0	6.00
Mar 13	Gonzaga	*	7.0	6	3	2	0	8	0	0	0	2-1	0	4.91
Mar 20	MSU	*	6.1	4	4	3	4	4	0	0	1	2-1	0	4.76
Mar 26	USF	*	6.0	9	3	2	1	4	0	0	1	2-2	0	4.46
Apr 01	G'town	*	7.0	10	9	6	0	4	0	0	1	2-2	0	5.01
Apr 09	Rutgers	*	4.0	8	6	5	3	3	1	0	0	2-2	0	5.56
Apr 16	Seton Hall	*	6.0	6	5	0	1	4	0	0	0	2-2	0	4.91
Apr 20	Michigan	*	1.0	0	0	0	0	1	0	0	0	2-2	0	4.82
Apr 23	Cincinnati	*	7.1	7	2	2	1	8	0	0	0	3-2	0	4.53
Apr 30	St. John's	*	8.0	9	5	5	1	2	0	0	0	4-2	0	4.66
May 08	WVU-1	*	1.0	8	7	7	1	0	0	0	0	4-3	0	5.50
May 14	Villanova	*	5.1	11	9	9	3	3	0	0	2	4-4	0	6.20
May 20	Louisville	*	8.2	7	6	6	3	3	1	0	1	4-5	0	6.21
Totals			14	82.2	104	72	57	22	53	2	0	7	4-5	6.21

2009

Date	Opp	GS	IP	H	R	ER	BB	SO	WP	BK	HBP	W-L	Sv	ERA
Feb 20	Ohio State	*	6.1	6	2	2	1	2	0	0	1	0-1	0	2.84
Feb 28	Dayton	*	5.1	10	5	5	0	6	0	0	1	1-1	0	5.40
Mar 07	Rice	*	3.0	7	7	7	1	2	0	0	1	1-2	0	8.59
Mar 15	UTPA-1	*	7.0	8	4	4	4	4	0	0	0	2-2	0	7.48
Mar 21	Seton Hall	*	6.2	9	7	3	3	3	1	0	0	2-3	0	6.67
Mar 29	Pittsburgh	*	4.0	3	2	2	1	3	0	0	0	2-3	0	6.40
Apr 04	Villanova-1	*	9.0	3	0	0	0	6	0	0	1	3-3	0	5.01
Apr 11	Cincinnati-1	*	6.0	7	7	6	3	6	0	0	1	3-4	0	5.51
Apr 18	WVU-1	*	9.0	11	6	6	1	3	2	0	1	4-4	0	5.59
Apr 25	Louisville	*	7.1	12	5	5	1	2	0	0	1	5-4	0	5.65
May 02	Connecticut	*	4.1	9	6	6	0	2	0	0	0	5-5	0	6.09
May 09	USF	*	4.1	11	6	5	0	4	1	0	0	5-5	0	6.35
May 15	St. John's	*	6.0	9	5	5	0	3	2	0	1	6-5	0	6.43
May 22	St. John's	*	3.2	11	9	9	1	2	0	1	1	6-5	0	7.13
Totals			13	82.0	116	71	65	16	48	6	1	9	6-5	7.13

2008

Date	Opp	GS	IP	H	R	ER	BB	SO	WP	BK	HBP	W-L	Sv	ERA
Feb 24	Albany	*	3.0	9	8	7	3	1	0	0	0	0-1	0	21.00
Mar 02	St. Bona.	*	6.1	3	2	2	0	4	0	0	3	0-1	0	8.68
Mar 09	Arizona	*	3.0	10	9	5	2	0	0	0	0	0-2	0	10.22
Mar 17	C. Michigan	*	5.0	6	2	2	0	1	0	0	0	0-2	0	8.31
Mar 25	Ball State	*	6.0	6	2	2	0	1	0	0	0	1-2	0	6.94
Apr 08	Valparaiso	*	1.2	6	5	4	2	1	0	0	0	1-2	0	7.92
Apr 15	Toledo	*	4.0	2	0	0	1	5	0	0	0	1-2	1	6.83
Apr 22	Chicago St.	*	7.0	7	2	2	1	5	1	0	0	2-2	1	6.00
Apr 29	MVSU	*	7.0	6	0	0	1	6	0	0	1	3-2	1	5.02
May 12	W. Michigan	*	2.0	5	5	4	0	3	3	0	1	3-3	1	5.60
May 20	South Florida	*	1.1	0	0	0	0	3	0	0	0	3-3	1	5.44
Totals			9	46.1	60	35	28	10	30	4	0	5	3-3	5.44



complete game of the season and first career complete game shutout in next start against Villanova on April 4 (rocked for 12 runs, 11 earned, on 14 hits in just 4.0 innings of work) ... tossed a three-hit shutout with no walks and a career-high tying six strikeouts to lead the Irish past the Wildcats ... first Notre Dame pitcher to throw a complete game shutout in over two years ... needed just 108 pitches to finish off the Wildcats ... retired the first 14 Villanova batters on just 48 pitches before allowing a single with two outs in the fifth inning ... proceeded to retire the next five before allowing a double in the seventh (which was the furthest any Villanova hitter reached on base the entire afternoon) ... did surrender another double in the ninth, but that was it for the Wildcats ... so dominant that he worked with a three-ball count just twice the entire afternoon and the first did not come until the fifth inning ... faced just four over the minimum ... the complete game effort without a walk was the first for an Irish pitcher since Tom Thorton's complete game no free pass outing against Southern Illinois on March 18, 2006 ... answered with a second consecutive complete game, but was charged with the defeat in a 7.0 inning contest at Cincinnati on April 11 (allowed six earned runs on seven hits in 6.0 innings; struck out six and walked three) ... tossed his third straight complete game, second for victory, in the first of a doubleheader sweep of then league-leading West Virginia on April 18 (allowed six earned runs on 11 hits in 9.0 innings; struck out three and walked one) ... became the first Irish pitcher to throw three straight complete games since Dan Kapala in 2005 (West Virginia, Pittsburgh and St. John's) ... registered his second consecutive victory in his next start at Louisville on April 25 (scattered 12 hits and yielded five earned runs in 7.1 innings; fanned two and walked one) ... struggled mightily over his next two starts (May 2 vs. UConn and May 9 against USF) ... allowed six earned runs on nine hits to the Huskies in defeat in 4.1 innings of work ... charged with five earned runs on 11 hits against the Bulls in 4.1 innings of work ... rebounded with a solid outing at St. John's to close the regular season with a victory (surrendered five earned runs on nine hits in 6.0 innings of work; struck out three and walked none) ... suffered worst outing of the season with BIG EAST tournament start against St. John's on May 22 (roughed up for career-high nine earned runs on 11 hits in 3.2 innings of work; struck out two and walked one) ... made one start for the Gold in the 2008 Blue-Gold World Series ... did not render in the decision ... tossed 4.2 innings and was charged with five earned runs on six hits ... struck out three and walked two ... spent the summer of 2008 with the Harwich Mariners of the Cape Cod Baseball League ... named to the Cape League All-Star squad ... helped Harwich capture the league title ... made transition from starting for Notre Dame to setup role look easy ... went 3-1 with a 3.40 ERA in 18 games (all out of the Harwich bullpen) ... opponents batted just .247 against him ... struck out 33 and walked 17 in 39.2 innings of work ... did not surrender a single home run all year ... tied for the team-lead in wins and appearances ... ranked third on the club in innings pitched.



FRESHMAN SEASON (2008): Made 11 appearances on the mound in the spring, including nine starts ... his nine starts were the fourth-most on the staff and most by a rookie pitcher ... went 3-3 with a 5.44 earned run average in 46.1 innings of work ... did allow 60 hits in 46.1 innings as his opponents batted .316 against him, but also struck out 30 and walked just 10 ... surrendered just 15 extra-base hits the entire season (three home runs) against 212 batters faced ... opponents registered just a .386 slugging percentage ... proved even tougher against right-handed hitters as they managed just a .274 batting average (32-for-117) ... averaged 5.83 strikeouts and 1.94 walks per nine innings ... ranked fifth on the team in wins ... Notre Dame posted a 5-3 record when Dupra started ... as a starter, went 3-3 with a 6.15 ERA in 41.0 innings of work (nine starts) ... struck out 22 and walked nine ... as a reliever, did not allow a run, earned or unearned, in 5.1 innings of work ... yielded just one hit ... struck out eight and walked only one ... made career debut in a start against Albany on Feb. 24 ... struggled in the outing in defeat, allowing seven earned runs on nine hits ... walked three and struck out one ... rebounded with a quality start against St. Bonaventure on Mar. 2 ... pitched into the seventh inning (6.1) and surrendered just two earned runs on only three hits ... did not issue a walk and struck out four, but did not render in the decision ... started against top-ranked Arizona on Mar. 9 ... was charged with nine runs, only five earned, on 10 hits ... walked a pair ... posted back-to-back solid starts against Central Michigan (Mar. 17) and Ball State (Mar. 25) ... worked all 5.0 innings in the weather-shortened game against the Chippewas ... allowed just two earned runs on six hits ... did not issue a walk and punched out one ... followed up performance with

first career victory against the Cardinals ... pitched 6.0 innings and yielded two earned runs on six hits ... did not walk a batter for the second consecutive start ... struggled in a start against Valparaiso on Apr. 8 ... was roughed up for five runs, four earned, on six hits in 1.2 innings ... as he had earlier in the season, rebounded from a disappointing performance with a solid effort against Toledo on Apr. 15 ... tossed 4.0 scoreless innings out of the Irish bullpen and registered first career save ... fanned five, walked one and yielded just a pair of singles ... equaled career-long outings in each of his next two starts against Chicago State (Apr. 22) and Mississippi Valley State (Apr. 29) going 7.0 innings ... recorded victories in each outing ... scattered seven hits and limited the Cougars to a pair of earned runs ... struck out five and walked just one ... even better against MVSU ... shut the Delta Devils out on just six hits ... fanned a career-high six and walked one ... worked 1.1 innings of relief and punched out three of the four batters he faced in his final outing of the season against USF on May 20 ... over his last five appearances of the season, went 2-1 with a 2.53 ERA in 21.1 innings ... struck out 22 and walked just three ... started for Notre Dame in the exhibition against the South Bend Silverhawks (Single A affiliate of the Arizona Diamondbacks) and struck out the side in the first inning ... did not issue a walk in five of 11 appearances

... delivered game-2 win (3-1) for Gold team that eventually won the 2007 Blue-Gold World Series, becoming first Notre Dame freshman since 2001 to win a BGS start (5.2 IP, UER, 3 H, 2 BB, HB, 3 Ks) ... allowed only three base runners in scoring position (none on third base) in that game (his 17 outs included seven via groundballs, plus a pickoff and two popups).

PREP & PERSONAL: Compiled 0.21 ERA, 9-1 record and 11.6 strikeout-to-walk ratio (93/8) in '07 at Greece Athena High School, with his other stats including 27 more innings pitched (65.1) than hits allowed (38) and pair of saves (also hit .443 with 27 RBI, nine doubles, a home run and only five Ks) ... led Trojans to 22-3 record and state semifinals (2-1 loss to North Rockland) ... had allowed only one earned run all season and was undefeated before semifinal loss, finishing with six runs allowed (two earned) ... his '07 honors included Gatorade New York State player of the year, first team all-state, honorable mention All-America (Collegiate Baseball), county player of the year, area player of the year, sectional playoff MVP, scholar-athlete award and team MVP ... helped team rack up 40-3 scoring margin in four sectional tournament games, as Trojans advanced to state tournament for first time since '99 ... beat Fairport in state qualifier (8-1, 8 Ks, BB) ... had two-run single and K'd final batter to save Section V title game (4-0 vs. Hilton) ... beat Brockport earlier in section tournament, 11-2 (5 IP, 3 H, 5 Ks) ... K'd 11 Fairport batters in regular season (6 IP, 5 H, 2 BB; 9-0) ... one week earlier, he played lead role in 2-1 win over Hilton (12 Ks; 2-out RBI single) ... played in summer of '07 with Ferris-Goodridge American Legion district finalist (he lost only twice while posting 0.80 ERA, 81 Ks and 20 BB in 50 IP, also batting .400) ... gifted all-around student-athlete who owned 3.68 cumulative GPA and is talented trombone player, in addition to singing in GAHS nationally-renowned show choir that toured Italy (summer '07) ... attended '06 USA Baseball tryouts ... first team all county as a junior, second team as a sophomore ('05) ... played at '05 and '06 Empire State Games ... helped East Cobb Astros place third at '06 Wood-Bat World Championships (Jupiter, Fla.) ... also competed at '05 WBWC ... pitched in several top '06 showcases: Perfect Game Nationals (Arkansas), East Cobb Perfect

East Coast Pro Showcase (Wilmington N.C.) and Goodwill Games (Cooperstown) ... competed with South Florida Bandits (Oct. '06) ... member of '04 and '05 Rochester Grays summer team ... selected by Texas Rangers in 36th round of '07 MLB draft, after falling significantly from projected talent level due to "signability" issues and his strong commitment to playing for Notre Dame ... had been projected by Baseball America as #116 overall prospect (including college players) for '07 draft while Perfect Game had him slotted #162 ... played two seasons of JV basketball and ran varsity cross country in '03 ... earned scholar-athlete honors throughout career ... member of National Honor Society (3.5 GPA), symphonic band, select choir and pit orchestra ... involved in various community service activities, including Special Olympics, youth baseball, reading programs and youth group ... current ND fencer Zach Schirtz also attended GAHS ... his sister Lyanne Dupra served as a senior captain with James Madison's '06 women's soccer team ... son of John and Kim Dupra ... full name is Brian Martin Dupra ... born Dec. 15, 1988, in Rochester, N.Y. ... enrolled in the College of Arts and Letters as a sociology and computer applications double major.

Student-Athletes

#8 Matt Grosso



Marlborough, CT
(RHAM/Maine/UConn)

SR	OF	L/L	5-11	175
----	----	-----	------	-----

AT NOTRE DAME: Two-year monogram winner enters his fifth-year senior season with a .169 career batting average, two home runs and seven RBI ... has added 10 runs, one double, nine walks, one sacrifice bunt and one stolen bases (one attempt) in 36 games (15 starts) ... could compete for a starting spot at either corner outfield position ... owns considerable hitting ability, but with it must come a positive mental approach ... a pure hitter with good mechanics and a natural, fluid swing ... carried a 3.290 cumulative GPA into the '11 spring semester.

SENIOR SEASON (2010): Appeared in 16 games and started six, two in left field and four at designated hitter ... batted .185 (5-for-27) with seven runs scored, one home run and three RBI ... added five walks and one stolen base in one attempt ... recorded eight total bases, posted a .296 slugging percentage and .313 on-base percentage ... ranked fifth in games played off the Irish bench (10) ... saw action in two BIG EAST games ... went 0-for-1 with a strikeout ... hit .192 (5-for-26) with seven runs scored, one home run, three RBI, five walks and one stolen base in one attempt in non-conference games ... batted .500 (5-for-10) with five runs scored, one home run, three RBI and three walks in the month of February ... hit .000 (0-for-15) with two runs scored, two walks and one stolen base in one attempt in the month of March ... batted .000 (0-for-2) with a strikeout in the month of April ... did not see action in the month of May ... hit .000 (0-for-9) with one run scored, two walks and one stolen base in one attempt in home games ... batted .125 (1-for-8) with two runs scored and two walks in road games ... hit .667 (4-for-6) with four runs scored, one home run, three RBI and three walks in Irish victories ... batted .250 (5-for-20) with six runs scored, one home run, three RBI, five walks and one stolen base in one attempt in day games ... hit .000 (0-for-7) with one run scored in night games ... batted .211 (4-for-19) with six runs scored, two RBI, five walks and one stolen base in one attempt in games started ... hit .125 (1-for-8) in games coming off the bench ... batted .500 (1-for-2) against left-handed pitching ... hit .160 (4-for-25) against right-handed pitching ... batted .214 (3-for-14) with runners on base ... hit .500 (1-for-2) with the bases loaded ... hit .125 (1-for-8) as a pinch hitter ... batted .100 (1-for-10) with runners



in scoring position... registered one multi-hit game against Mississippi Valley State (Feb. 21)... recorded one multi-RBI game against Mississippi Valley State (Feb. 21)... Notre Dame went 2-4 when Grosso started, including 1-1 in left field and 1-3 as the designated hitter ... the Irish went 0-2 when Gross batted third, 0-2 when he hit cleanup, 1-0 when he batted fifth and 1-0 when he hit sixth... only pinch hit base hit came against Penn State on Feb. 28... smacked a solo home run in the bottom of the seventh inning to give the Irish an 8-7 lead over the Nittany Lions (Penn State had scored twice in the top half of the inning to grab the lead)... went 2-for-3 with two runs scored, two RBI and a walk versus Mississippi Valley State on Feb. 21... went 0-for-3 with a couple walks and stolen base against Michigan State on Mar. 20.

JUNIOR SEASON (2009): Appeared in 20 games and started nine for the Irish, predominantly at designated hitter ... batted .159 (7-for-44) with a home run and four RBI ... added three runs, one double, four walks and one sacrifice bunt ... did ground into a double play ... went hitless in nine at-bats in five BIG EAST games (one start) ... added one walk ... Notre Dame went 5-4 when Grosso started, including 5-3 when he was the designated hitter and 0-1 when he played left field.

SOPHOMORE SEASON (2008): Was not eligible to play for the Irish due to NCAA double-transfer rule ... led all players in hits (5-for-10, RBI, 2 R, 2 Ks) during the 2007 Blue-Gold World Series while helping Gold claim narrow series win (as DH/leadoff batter).

FRESHMAN SEASON (2007): Attended University of Connecticut in fall of 2006 before transferring to Maine (he did not play in 2007 spring season, due to shoulder injury).

PREP & PERSONAL: Four-year starting outfielder at RHAM HS ... set RHAM record for career hits (104) ... named all-state his final two seasons and three times all-conference ... captained team to '06 conference title as a senior (.421 batting, 25 RBI, 18 R, HR, 3 3B, 6 2B, 13 SB, 9 BB, 3 Ks) ... played in state all-star game and Connecticut-Massachusetts all-star game ... team MVP as a junior (.493, 25 RBI, 27 R, 3 HR, 2 3B, 10 2B, 6 SB, 10 BB, 0 Ks) ... combined with Pollock as sophomores in leading Sachems to 17-3 regular-season record and conference title (he hit .500, with 18 RBI, 17 R, 2 HR, 3B, 8 2B, 3 SB, 7 BB, 5 Ks) before winning '04 regional and state titles (he went 3-for-4 in state final) ... first freshman outfielder ever to start at RHAM ('03) ... named to conference all-academic team all four years ... played

in 2005 Puma Preseason All-America Tournament (Tempe, Ariz.) and 2004 Baseball Factory Preseason All-America Showcase (Dodge, Tenn.) ... four-year starter for Connecticut Bombers U-18 AAU team ... played with Bombers at 2004 World Wood Bat World Series (East Cobb, Ga.) and earlier 2003 national AAU Tournament (Cocoa Beach, Fla.) and 2002 national USSSA Tournament (Tullahoma, Tenn.) ... earned Golden Bat Award while playing with Bombers at '02 AAU event ... member of Team Connecticut squad that competed at 2001 U-13 AAU Tournament (Kissimmee, Fla.) ... also played with Connecticut Ropes U-12 team at several national events in 2000 ... lettered as sophomore guard on RHAM basketball team ... involved in community service with Unified Special Olympics basketball ... member of DECA business club ... graduated with a 3.6 GPA ... could face former teammates Pierre Lepage, Greg Nappo and Doug Elliot of UConn ... posted 3.46 GPA during '07 fall semester ... current Notre Dame junior basketball player Tim Abromaitis also attended RHAM (Region of Hebron, Andover and Marlborough) ... high school teammate and close friend of 2009 Arizona Diamondbacks' first-round draft pick and Notre Dame 2010 graduate A.J. Pollock ... his father, Anthony Grosso, played football at Central Connecticut State ... his cousins Conor and Shaun Corrigan graduated from Notre Dame in 2004 ... born June 22, 1988, in Danbury, Conn. ... son of Anthony Grosso and Kathleen Sergerson ... full name is Matthew Daniel Grosso ... enrolled in the College of Arts and Letters as a psychology major.

GROSSO'S CAREER HIGHS

At-bats: 6, vs. Purdue (February 22, 2009)
Runs: 2, vs. Mississippi Valley State (February 21, 2010)
Hits: 2, four times (last time vs. Mississippi Valley State, February 21, 2010)
RBI: 2, twice (last time vs. Mississippi Valley State, February 21, 2010)
Doubles: 1, vs. Gonzaga (February 27, 2009)
Triples: None
Home Runs: 1, twice (last time vs. Penn State, February 28, 2010)
Total Bases: 5, vs. Illinois (February 21, 2009)
Walks: 2, twice (last time vs. Michigan State, March 20, 2010)
Sac Hits: 1, vs. Grambling (March 10, 2009)
Sac Flies: None
Stolen Bases: 1, vs. Michigan State (March 20, 2010)
Hitting Streak: 2, twice (last time February 27 - 28, 2010)

GROSSO'S CAREER STATS

		OVERALL																		
Year	AVG	GP-GS	AB	R	H	2B	3B	HR	RBI	TB	SLG%	BB	HBP	SO	GDP	OB%	SF	SH	SB-ATT	PO
2009	.159	20-9	44	3	7	1	0	1	4	11	.250	4	0	9	1	.229	0	1	0-0	2
2010	.185	16-6	27	7	5	0	0	1	3	8	.296	5	0	5	0	.313	0	0	1-1	0
TOTAL	.169	36-15	71	10	12	1	0	2	7	19	.268	9	0	14	1	.263	0	1	1-1	2

		BIG EAST																		
Year	AVG	GP-GS	AB	R	H	2B	3B	HR	RBI	TB	SLG%	BB	HBP	SO	GDP	OB%	SF	SH	SB-ATT	PO
2009	.000	5-1	9	0	0	0	0	0	0	0	.000	1	0	4	1	.100	0	0	0-0	0
2010	.000	2-0	1	0	0	0	0	0	0	0	.000	0	0	1	0	.000	0	0	0-0	0
TOTAL	.000	7-1	10	0	0	0	0	0	0	0	.000	1	0	5	1	.091	0	0	0-0	0

#45 Will Hudgins

Richmond, VA
(Douglas Freeman)

JR	RHP	R/R	6-3	210
----	-----	-----	-----	-----

AT NOTRE DAME: Two-year monogram winner that enters junior season with a 4.76 career ERA and 6-1 record, plus 32 strikeouts, 26 walks and 55 hits allowed (.252 opponent batting average) in 45 appearances (no starts) and 58.2 innings (13 hit batters, seven wild pitch, three home runs allowed) ... in BIG EAST games, owns a 6.91 career ERA and 2-1 record, plus 16 strikeouts, 16 walks and 29 hits allowed (.274 opponent batting average) in 25 appearances (no starts) and 27.1 innings (five hit batters, four wild pitches, two home runs allowed) ... averaging 4.91 strikeouts and 3.99 walks per 9.0 innings pitched in his career ... probably has the inside track on the closer role this spring ... wants to be on the mound in important situations ... carried a 3.362 cumulative GPA into the '11 spring semester.

SOPHOMORE SEASON (2010): Made 26 appearances out of the Irish bullpen ... served as top setup man ... his 26 appearances were the most by any pitcher on the staff ... went 4-1 with a 5.56 earned run average in 34.0 innings of work ... allowed 32 hits as his opponents batted .250 against him ... struck out 23 and walked 13 ... tied with Brian Dupra for the team-lead in victories ... ranked first in relief appearances, second in games finished and fifth in strikeouts ... averaged 6.09 strikeouts and 3.44 walks per nine innings ... Notre Dame posted a 12-14 record when Hudgins pitched ... did not allow a run in 12 of 26 appearances... collected four holds (at Seton Hall on April 17; vs. Cincinnati on Apr. 23; vs. Cincinnati on Apr. 24; at Villanova on May 16) ... went 0-for-2 in save opportunities ... inherited 19 base runners upon entering the game and only allowed two to score ... retired 18 of the 26 first batters he faced ... went 2-1 with a 7.31 ERA in 15 appearances (all in relief) in BIG EAST action ... allowed 19 hits in 16.0 innings of work as his opponents batted .288 against him ... struck out 10 and walked seven ... went 2-0 with a 4.00 ERA in 11 appearances (all in relief) in non-conference action ... allowed 13 hits in 18.0 innings of work as his opponents batted .210 against him ... struck out 13 and walked six ... went 0-0 with a 4.15 ERA in three appearances (all in relief) in the month of February ... allowed four hits in 4.1 innings of work as his opponents batted .250 against him ... struck out three and walked one ... went 1-0 with a 6.14 ERA in five appearances (all in relief) in the month of March ... allowed four hits in 7.1 innings of work as his opponents batted .160 against him ... struck out five and walked four ... went 3-1 with a 4.50 ERA in 11 appearances (all in relief) in the month of April ... allowed 14 hits in 14.0 innings of work as his opponents batted .259 against him ... struck out nine and walked three ... went 0-0 with a 7.56 ERA in seven appearances (all in relief) in the month of May ... allowed 10 hits in 8.1 innings of work as his opponents batted .303 against him ... struck out six and walked five ... went 2-1 with a 7.80 ERA in 13 appearances (all in relief) in home games ... allowed 20 hits in 15.0 innings of work as his opponents batted .323 against him ... struck out eight and walked seven ... went 1-0 with a 3.18 ERA in eight appearances (all in relief) in away games ... allowed seven hits in 11.1 innings of work as his opponents batted .171 against him ... struck out nine and walked three ... went 4-0 with a 1.86 ERA in 12 appearances (all in relief) in Irish victories ... allowed 13 hits in 19.1 innings of work as his opponents batted .183 against him ... struck out 16 and walked three ... went 2-1 with a 7.25 ERA in 16 appearances (all in relief) in day games ... allowed 23 hits in 22.1 innings of work as his opponents batted .271 against him ... struck out 16 and walked 11 ... went 2-0 with a 2.31 ERA in 11 appearances (all in relief) in night games ... allowed nine hits in 11.2 innings of work as his opponents batted .209 against him ... struck out seven and walked two ... left-handed hitters batted .190 (8-for-42) against him ... right-handed hitters batted .279 (24-for-86) against him ... batters hit .212 (14-for-66) against him with runners on base ... batters hit .290 (18-for-62) with the bases empty... batters hit .196 (9-for-46) with two outs (over 100 points lower than the Irish as a team) ... tossed a season-high

HUDGINS' CAREER HIGHS

Innings Pitched (starter): None

Innings Pitched (reliever): 4.1, vs. Chicago State, April 13, 2010

Strikeouts: 4, twice (last time at Villanova, May 16, 2010)

Winning Streak: 3, April 13, 2010 - Current

HUDGINS' CAREER STATS												OVERALL
Year	ERA	W	L	App	GS	CG	SHO	CBO	SV	IP	H	
2009	3.65	2	0	19	0	0	0	0	3	24.2	23	
2010	5.56	4	1	26	0	0	0	0	0	34.0	32	
TOTAL	4.76	6	1	45	0	0	0	0	3	58.2	55	

BIG EAST												BIG EAST
Year	ERA	W	L	App	GS	CG	SHO	CBO	SV	IP	H	
2009	6.35	0	0	10	0	0	0	0	2	11.1	10	
2010	7.31	2	1	15	0	0	0	0	0	16.0	19	
TOTAL	6.91	2	1	25	0	0	0	0	2	27.1	29	

4.1 innings en route to the victory against Chicago State on Apr. 13 ... allowed one hit and struck out two in 2.0 scoreless innings of relief against Mississippi Valley State on Feb. 19 ... picked up the victory and struck out four in 2.2 scoreless and hitless innings of relief versus Bradley on Mar. 11 ... tossed 1.0 scoreless inning of relief against UIC on Mar. 24 ... registered three consecutive hitless and scoreless outings against Seton Hall on Apr. 17 (0.2 IP), Seton Hall on Apr. 18 and Michigan on Apr. 20 (1.0 IP) ... picked up the victory and struck out one in 1.1 scoreless and hitless innings of relief versus Seton Hall on Apr. 18 ... recorded four straight scoreless outings against Central Michigan on May 12 (1.0 IP), at Villanova (2.2 IP) on May 16, Louisville on May 20 (0.1 IP) and Louisville on May 22 (0.1 IP) ... punched out a season-high tying four in his outing against Villanova on May 16 (also had four strikeouts versus Bradley on Mar. 11).

FRESHMAN SEASON (2009): Made 19 appearances on the mound in the spring, all out of the Irish bullpen ... his 19 relief appearances were the most on the staff ... went 2-0 with a 3.65 earned run average in 24.2 innings of work ... allowed 23 hits as his opponents batted just .256 against him ... struck out nine and walked 13 ... surrendered just four extra-base hits the entire season (one home run) against 108 batters faced ... proved even tougher against right-handed hitters as they managed just a .212 batting average (14-for-66) ... opponents hit only .167 (6-for-36) with the bases empty ... Notre Dame posted a 11-8 record when Hudgins pitched ... did not allow a run in 14 of 19 appearances ... went 0-0 with a 6.35 ERA in 10 appearances (no starts) in BIG EAST action ... allowed 10 hits in 11.1 innings of work as his opponents batted .250 against him ... struck out six and walked nine ... made Irish debut on Feb. 22 against Purdue (allowed no runs and no hits in 1.1 innings; walked none and struck out none) ... tossed 1.0 inning of scoreless relief against Dayton on Feb. 28 (yielded a hit, but also fanned one and did not issue a walk) ... worked 0.1 innings of scoreless relief against Creighton on March 1 ... made his fourth consecutive scoreless relief appearances against Grambling on March 10 (allowed no runs and two hits in 1.2 innings) ... did not allow a run over first 4.2 innings of career ... recorded his first career victory with 2.1 innings of scoreless and hitless relief on March 17 against Ball State (walked one and struck out one) ... rebounded with four consecutive scoreless relief appearances against Cincinnati on April 9, Louisville on April 24, Louisville on April 25 (notched first career save) and Louisville again on April 26 (picked up second career save and second of the series) ... named to the BIG EAST Weekly honor roll following his 3.2 scoreless innings of relief with two saves against the Cardinals ... closed the regular season with two scoreless relief outings ... was nearly untouchable in the BIG EAST Tournament (tossed 5.0 scoreless innings without a walk and registered a win and save in the outings) ... named to the BIG EAST all-tournament team ... worked a season-high 4.0 scoreless innings of relief to pick up his second victory of the season in the thrilling come-from-behind victory over St. John's on May 22 ... he yielded just two hits and did not walk a batter against the Red Storm as the Irish overcame a nine-run deficit ... capped off his season with another scoreless inning against Louisville to secure a 6-5 triumph (induced a game-ending double play) ... in four appearances against Louisville, he registered three saves and did not allow a run in 3.2 innings of work ... did not allow a run over his final 6.1 innings of the season.

PREP & PERSONAL: Pitched for the varsity as a sophomore and junior at Freeman High School, compiling a 3.44 ERA, a 9-5 record, a 4:1 strikeout-to-walk ratio (122/28) and 29 more innings pitched (104) than hits allowed (75) during that two-year span ... posted a lowly 1.80 ERA in his junior season while splitting six decisions and striking out 59 in 50.2 innings (11 GP, 14 BB, 39 H) ... went 6-2 as a sophomore (4.07, 53.1 IP, 12 GP, 63 K/14 BB, 61 H) ... named first team all-district and honorable mention all-region in both his sophomore and junior seasons ... received Tommy Journey Award as outstanding junior on 2007 team, after receiving similar award as a sophomore in 2006 (Charles Eskridge Award) ... also played golf and basketball during his first two years at Freeman ... a national merit scholarship commended scholar and member of the National Honor Society ... enrolled in the Center for Leadership, Government and Global Economics at Freeman ... received the I Dare You! Leadership Award as a junior year ... also served as an editor for the school newspaper at Freeman ... father, Jeff, played basketball at VCU while his great uncle, Jim Pearce, pitched for the Cincinnati Reds and Washington Senators ... his grandfather, John Taylor, was drafted by the Detroit Tigers but opted to attend East Tennessee State, where he played baseball and basketball ... son of Jeff and Jennifer Hudgins ... enrolled in Mendoza College of Business as a information technology management major.

HUDGINS' CAREER STATS VS. BIG EAST (INCLUDES POSTSEASON)												
	ERA	W-L	G	GS	CG	SHO	SV	IP	H	R-ER	BB-SO	B/AVG.
Cincinnati:	5.40	1-0	4	0	0	0/0	0	3.1	4	4-2	1-3	.250
Connecticut:	27.00	0-0	2	0	0	0/0	0	1.0	2	3-3	2-0	.500
Georgetown:	3.86	0-0	1	0	0	0/0	0	2.1	3	1-1	1-1	.300
Louisville:	4.26	0-0	7	0	0	0/0	3	6.1	7	3-3	3-3	.318
Pittsburgh:	13.50	0-0	1	0	0	0/0	0	2.2	3	4-4	2-2	.300
Rutgers:	54.00	0-1	2	0	0	0/0	0	0.1	3	2-2	0-0	1.000
Seton Hall:	2.08	1-0	3	0	0	0/0	0	4.1	2	1-1	2-3	.133
St. John's:	2.35	1-0	3	0	0	0/0	0	7.2	6	2-2	3-0	.214
USF:	6.75	0-0	2	0	0	0/0	0	1.1	1	1-1	0-0	.200
Villanova:	0.00	0-0	1	0	0	0/0	0	2.2	1	0-0	0-4	.111
West Virginia:	54.00	0-0	1	0	0	0/0	0	0.1	1	2-2	2-0	.500

Student-Athletes

#4 Joe Hudson

Odessa, FL
(Tampa Jesuit)

SO	C	R/R	6-1	215
----	---	-----	-----	-----



AT NOTRE DAME: One-year monogram winner enters his sophomore season with a .264 career batting average, one home run and six RBI ... has added nine runs, one double, five walks, three sacrifice flies and one stolen base (one attempt) in 22 games (16 starts) ... in BIG EAST games, owns a career .346 batting average with one home run and four RBI ... has added five runs, one double, two walks, one sacrifice fly and one stolen base (one attempt) in 11 games (eight starts) ... will compete with senior Cameron McConnell for the starting spot behind the plate ... simply loves to play baseball ... owns all the intangibles you look for in a player and more importantly a catcher ... possesses an extremely strong and accurate throwing arm ... great receiver and leader behind the plate ... brings an above average bat with gap-to-gap power.

FRESHMAN SEASON (2010): Appeared in 22 games and started 16 for the Irish, each at catcher ... batted .264 (14-for-53) with nine runs scored, one doubles, one home run and six RBI ... added five walks, three sacrifice flies and one stolen base in one attempt ... recorded 18 total bases, posted a .340 slugging percentage and .311 on-base percentage ... posted a .992 fielding percentage ... committed one error on 119 fielding chances with 16 assists, 102 putouts and participated in double play ... threw out 28.0% (7 of 25) of attempted base stealers ... committed two passed balls ... tied for the second on the Irish in sacrifice flies ... saw action in 11 BIG EAST games and started eight ... batted .346 (9-for-26) with five runs scored, one double, one home run and four RBI ... added two walks, one sacrifice fly and one stolen base in one attempt ... recorded 13 total bases, posted a .500 slugging percentage and .379 on-base percentage ... hit .185 (5-for-27) with four runs scored, two RBI, three walks and two sacrifice flies in non-conference games ... batted .286 (2-for-7) with one run scored, two RBI and two sacrifice flies in the month of February ... hit .083 (1-for-12) with one run scored and three walks in the month of March ... batted .300 (3-for-10) with three runs scored and one RBI in the month of April ... hit .333 (8-for-24) with four runs scored, one double, one home run, three RBI, two walks and one sacrifice fly in the month of May ... batted .158 (3-for-19) with two runs scored, two RBI and two walks in home games ... hit .316 (6-for-19) with three runs scored, one double, one home run, two RBI, three walks, one sacrifice fly and one stolen base in one attempts in road games ... batted .444 (8-for-18) with four runs scored, one home run, four RBI, one walk, three sacrifice flies and one stolen base in one attempt in Irish victories ... hit .333 (11-for-33) with six runs scored, one home run, six RBI, four walks, three sacrifice flies and one stolen base in one attempt in day games ... batted .150 (3-for-20) with three runs scored, one double and one walk in night games ... hit .269 (14-for-52) with nine runs scored, one double, one home run, six RBI, five walks, three sacrifice flies and one stolen base in one attempt in games started ... went 0-for-1 (.000) in games coming off the bench ... batted .071 (1-for-14) against left-handed pitching ... hit .333 (13-for-39) against right-handed pitching ... batted .250 (6-for-24) with runners on base ... batted .276 (8-for-29) with the bases empty ... went 0-for-1 (.000) with the bases loaded ... reached base six times in 12 opportunities when leading off an inning ... hit .167 (3-for-18) with

runners in scoring position ... successful on three of five RBI opportunities with a runner on third base and less than two outs ... advanced 12 base runners on 30 attempts, good for a percentage of .400 ... totaled two RBI and batted .250 (5-for-20) with two outs ... registered four multi-hit games, including a three-hit contest against at Villanova on May 16 ... recorded one multi-RBI game versus Mississippi Valley State on Feb. 19 ... registered a season-long three-game hitting streak (picked up a hit in all three games of the BIG EAST series at Villanova) ... Notre Dame went 5-11 when Hudson started ... the Irish went 5-1 when Hudson batted eighth ... went 2-for-4 with a run scored, two sacrifice flies and two RBI against Mississippi Valley State on Feb. 21 ... went 2-for-4 with a pair of runs scored versus Valparaiso on Apr. 28 ... went 3-for-4 with a run scored, walk, stolen base and solo home run at Villanova on May 16 ... went 2-for-3 with a run scored and RBI against Louisville on May 22.



PREP & PERSONAL: Four-year starter and letterwinner at Tampa Jesuit High School ... twice served as team captain ... named all-county and captured team's "Best All-Around" award each of his final two seasons ... ranked as the fifth best overall catching prospect and 30th best overall prospect from the state of Florida according to Prospectwire.com ... Tampa Jesuit opened last season with 23 consecutive victories and ascended to the top ranking in the nation for nine weeks by every major poll (ESPN Rise, Max Preps, Baseball America, Baseball Coaches Association, Easton, Baseball News) ... finished the season 26-3 ... Tampa Jesuit has had nine players sign NCAA Division I scholarships over the past two seasons, including Hudson and 2010 Irish signee Chris Reinhart ... as a senior, batted .410 with three home runs and 30 RBI ... scored a team-leading 33 runs ... recorded 33 hits, thus becoming the only player on the squad with 30 or more hits, runs scored and RBI ... posted a .485 on-base percentage and .982 fielding percentage (only four errors in 221 fielding chances) ... batted a team-best .397 as a junior ... finished second on the team with 31 hits, had a team-best nine doubles, with one triple, one home run, 21 RBI and 22 runs scored ... named second team all-county at third base as a junior ... first team Florida Bombers National Classic All-Tournament team ... helped capture the 2008 WWBA 18U Perfect Game Championship in Marietta, Ga. with the Florida Bombers ... born May 21, 1991 ... son of Amy Martin ... one sister, Ashley ... full name is Joseph Thaddeus Hudson ... enrolled in Mendoza College of Business but major remains undecided.

HUDSON'S CAREER HIGHS

At-bats: 4, five times (last time at Villanova, May 16, 2010)
Runs: 2, vs. Valparaiso (April 28, 2010)
Hits: 3, at Villanova (May 16, 2010)
RBI: 2, vs. Mississippi Valley State (February 21, 2010)
Doubles: 1, at West Virginia (May 8, 2010)
Triples: None
Home Runs: 1, at Villanova (May 16, 2010)
Total Bases: 6, at Villanova (May 16, 2010)
Walks: 2, vs. Michigan State (March 20, 2010)
Sac Hits: None
Sac Flies: 2, vs. Mississippi Valley State (February 21, 2010)
Stolen Bases: 1, at Villanova (May 16, 2010)
Hitting Streak: 3, May 14 - 16, 2010

HUDSON'S CAREER STATS VS. BIG EAST (INCLUDES POSTSEASON)

	AVG.	GP-GS	AB	R	H	2B	3B	HR	RBI	BB	HBP	SB
Louisville:	.200	3-3	9	1	2	0	0	0	1	0	0	0-0
Rutgers:	.333	2-1	3	1	1	0	0	0	1	0	0	0-0
Seton Hall:	.000	1-0	0	0	0	0	0	0	0	0	0	0-0
St. John's:	.000	1-0	0	0	0	0	0	0	0	0	0	0-0
Villanova:	.500	3-3	10	2	5	0	0	1	2	2	0	1-1
West Virginia:	.250	1-1	4	1	1	1	0	0	0	0	0	0-0

HUDSON'S CAREER STATS

OVERALL																							
Year	AVG	GP-GS	AB	R	H	2B	3B	HR	RBI	TB	SLG%	BB	HBP	SO	GDP	OB%	SF	SH	SB-ATT	PO	A	E	FLD%
2010	.264	22-16	53	9	14	1	0	1	6	18	.340	5	0	13	1	.311	3	0	1-1	102	16	1	.992
BIG EAST																							
Year	AVG	GP-GS	AB	R	H	2B	3B	HR	RBI	TB	SLG%	BB	HBP	SO	GDP	OB%	SF	SH	SB-ATT	PO	A	E	FLD%
2010	.346	11-8	26	5	9	1	0	1	4	13	.500	2	0	6	1	.379	1	0	1-1	48	7	1	.982

#10 Dustin Ispas

Rancho Cucamonga, CA (Los Osos)

JR	LHP	L/L	6-0	215
----	-----	-----	-----	-----

AT NOTRE DAME: One-time monogram winner that enters his junior season with a 6.20 career ERA and 0-1 record, plus 15 strikeouts, 17 walks and 25 hits allowed (.301 opponent batting average) in eight appearances (four starts) and 20.1 innings (two hit batters, two wild pitches, one home run allowed) ... averaging 6.643 strikeouts and 7.52 walks per 9.0 innings pitched in his career ... certainly has the ability and stuff to help this spring, but needs to get healthy and improve his ability to throw strikes ... entered college as one of the top left-handed pitching prospects in the country ... possesses a live fast ball that will touch 92 mph ... has a tremendous slider.

SOPHOMORE SEASON (2010): Made only one appearance on the mound in the spring due to a shoulder injury ... tossed 1.1 innings of work against UIC on Mar. 24 ... allowed four runs, all unearned, but walked three and recorded one strikeout.

FRESHMAN SEASON (2009): Made seven appearances on the mound in the spring, four were starts ... went 0-1 with a 6.63 earned run average in 19.0 innings of work ... allowed 24 hits as his opponents batted .300 against him ... struck out 14 and walked 14 ... went at least five innings in two of his four starts, including a career-best 6.0 innings against Grambling on March 10 (allowed no earned runs on two hits; struck out three and walked four) ... left-handed hitters batted .211 (4-for-19) against him ... averaged 6.63 strikeouts and 6.63 walks per nine innings ... Notre Dame posted a 3-1 record when Ispas started ... made first career appearance on March 1 against Creighton (0.2 scoreless innings of relief with one strikeout) ... started the home opener against Ball State on March 17 (yielded four earned runs on six hits in 5.2 innings of work; struck out five and walked a pair) ... lasted just 2.0 innings in a March 24 start against Central Michigan (did not allow an earned run, but six unearned, on six hits; struck out three and walked one) ... made first career BIG EAST start at Pittsburgh on March 28 (roughed up for five earned runs on six hits in 2.1 innings of work; fanned two and walked two) ... made another relief appearance against West Virginia on April 17 (allowed six runs, only two of which were earned, on three hits in 1.2 innings of work; walked two and struck out none) ... struggled in final outing of the season against Bowling Green on April 29 (surrendered three earned runs on one hit and three walks in 0.2 innings of work) ... made one appearance for the victorious Gold during the 2008 Blue-Gold World Series ... was quite impressive in game-three start ... tossed 4.0 scoreless and hitless innings ... struck out four, but also walked four.

ISPAS' CAREER HIGHS

Innings Pitched (starter): 6.0, vs. Grambling (March 10, 2009)
Innings Pitched (reliever): 1.2, vs. West Virginia (April 17, 2009)
Strikeouts: 5, vs. Ball State (March 17, 2009)
Winning Streak: None

ISPAS' CAREER STATS

OVERALL																							
Year	ERA	W	L	App	GS	CG	SHO	CBO	SV	IP	H	R	ER	BB	SO	2B	3B	HR	BF	B/Avg	WP	HBP	BK
2009	6.63	0	1	7	4	0	0	0	0	19.0	24	25	14	14	14	7	0	1	98	.300	2	2	1
2010	0.00	0	0	1	0	0	0	0	0	1.1	1	4	0	3	1	0	0	0	8	.200	0	0	0
TOTAL	6.20	0	1	8	4	0	0	0	0	20.1	25	29	14	17	15	7	0	1	106	.294	2	2	1

BIG EAST																							
Year	ERA	W	L	App	GS	CG	SHO	CBO	SV	IP	H	R	ER	BB	SO	2B	3B	HR	BF	B/Avg	WP	HBP	BK
2009	15.75	0	1	2	1	0	0	0	0	4.0	9	11	7	4	2	3	0	0	28	.429	1	2	1
TOTAL	15.75	0	1	2	1	0	0	0	0	4.0	9	11	7	4	2	3	0	0	28	.429	1	2	1



PREP & PERSONAL: Received second team all-league honors as a junior at Los Osos High School, after posting a 3-0 conference record with two saves and a 0.77 ERA in conference action ... also named most outstanding pitcher on the 2007 LOHS squad (while playing for coach Anthony Vasquez) ... currently playing for the Boston Red Sox scout team and the Milwaukee Brewers Elite Team ... selected to the Milwaukee Brewers 2007 Area Code Team during the summer of 2007, when he also was named to the Tommy Lasorda 2007 Dodger Elite Team ... named the tournament's top pitcher of the 2006 Goodwill Series that was held in China ... plays American Legion ball for coach Anthony Vasquez ... a scholar-athlete honoree, with a 3.53 cumulative GPA ... his father, Thomas Ispas, played basketball at Cal Poly Pomona and earlier was a two-sport star (baseball/basketball) in Hammond, Ind., at Bishop Noll High School ... his sister, Genevieve, is a member of the tennis and dance teams at LOHS ... son of Thomas and Pamela Ispas ... enrolled in Mendoza College of Business as a finance major.

Student-Athletes

#37 Cole Johnson

Hudson, OH
(Hudson)

SR	RHP	R/R	6-3	200
----	-----	-----	-----	-----



AT NOTRE DAME: Three-year monogram winner that enters senior season with a 5.29 career ERA and 12-8 record, plus 111 strikeouts, 55 walks and 180 hits allowed (.288 opponent batting average) in 37 appearances (21 starts) and 161.2 innings (20 hit batters, five wild pitches, 13 home runs allowed) ... in BIG EAST games, owns a 4.89 career ERA and 7-3 record, plus 63 strikeouts, 32 walks and 109 hits allowed (.288 opponent batting average) in 19 appearances (10 starts) and 99.1 innings (12 hit batters, three wild pitches, eight home runs allowed) ... averaging 6.18 strikeouts and 3.06 walks per 9.0 innings pitched in his career ... very good understanding of how to pitch ... fiery competitor and perfectionist on the mound ... important for him to remain even keel ... recruited walk-on who gained immeasurable experience in 2009 as Notre Dame's top starter ... opened 2010 in same roll, but missed six weeks with a shoulder injury ... first impressed the Irish coaches at the 2006 ND baseball fall camp, due to his prototypical pitcher's body (6-3, 200) and arm movement ... throws a low-90s fastball and a tight slider, with deceptive quickness and movement ... carried a 3.680 cumulative GPA into the '11 spring semester.

JUNIOR SEASON (2010): Made 10 appearances on the mound in the spring, five of which were starts ... served as Notre Dame's top weekend starter before a shoulder injury sidelined him for six weeks of the season ... his 10 appearances were the ninth-most by any Irish pitcher ... his five starts were tied for the fourth-most on the staff ... went 3-3 with a 7.76 earned run average in 31.1 innings of work ... allowed 47 hits as his opponents batted .353 against him ... struck out 19 and walked 11 ... tied for third on the staff in wins ... went at least six innings in one of his five starts ... averaged 4.1 innings per start ... averaged 5.46 strikeouts and 3.16 walks per nine innings ... Notre Dame posted a 2-3 record when Johnson started ... Notre Dame posted a 3-7 record when Johnson pitched ... went 1-0 with a 5.40 ERA in four appearances (all in relief) in BIG EAST action ... allowed 11 hits in 10.0 innings of work as his opponents batted .297 against him ... struck out six and walked three ... went 2-3 with a 8.86 ERA in six appearances (five starts) in non-conference action ... allowed 36 hits in 21.1 innings of work as his opponents batted .375 against him ... struck out 13 and walked eight ... went 1-1 with a 5.79 ERA in two appearances (both starts) in the month of February ... allowed 14 hits in 9.1 innings of work as his opponents batted .368 against him ... struck out six and walked four ... went 0-2 with a 13.03 ERA in two appearances (both starts) in the month of March ... allowed 18 hits in 9.2 innings of work as his opponents batted .391 against him ... struck out three and walked two ... went 1-0 with a 0.00 ERA in one appearance (one start) in the month of April ... allowed two hits in 1.2 innings of work as his opponents batted .286 against him ... struck out three and did not issue a walk ... went 1-0 with a 5.91 ERA in five appearances (all in relief) in the month of May ... allowed 13 hits in 10.2 innings of work as his opponents batted .310 against him ... struck out

JOHNSON'S CAREER HIGHS

Innings Pitched (starter): 9.2, at Cincinnati (April 9, 2009)
Innings Pitched (reliever): 5.1, vs. Cincinnati (March 30, 2008)
Strikeouts: 7, twice (last time at St. John's, May 14, 2009)
Winning Streak: 4, February 21 - April 3, 2009

JOHNSON'S CAREER STATS VS. BIG EAST (INCLUDES POSTSEASON)

	ERA	W-L	G	GS	CG	SHO	SV	IP	H	R-ER	BB-SO	B/AVG.
Cincinnati:	1.20	0-0	2	1	0	0/0	0	15.0	14	2-2	5-6	.250
Connecticut:	6.00	0-2	2	1	0	0/0	0	9.0	11	8-6	2-5	.306
Louisville:	11.70	0-1	3	2	0	0/0	0	10.0	19	14-13	3-4	.396
Pittsburgh:	1.54	1-0	2	1	1	0/0	0	11.2	8	4-2	2-6	.200
Rutgers:	2.08	1-0	1	0	0	0/0	0	4.1	5	1-1	3-3	.333
Seton Hall:	5.14	1-0	1	1	0	0/0	0	7.0	5	4-4	2-6	.192
St. John's:	2.87	2-0	3	2	0	0/0	0	15.2	9	6-5	10-14	.176
USF:	8.74	1-0	2	2	0	0/0	0	11.1	19	11-11	2-12	.380
Villanova:	0.71	2-0	2	1	1	0/0	0	12.2	9	1-1	2-7	.214
West Virginia:	12.27	0-1	3	1	0	0/0	0	11.0	18	15-15	4-7	.383

JOHNSON'S CAREER STATS

OVERALL																							
Year	ERA	W	L	App	GS	CG	SHO	CBO	SV	IP	H	R	ER	BB	SO	2B	3B	HR	BF	B/Avg	WP	HBP	BK
2008	5.30	2	2	12	2	0	0	1	0	35.2	46	22	21	8	28	9	1	6	157	.322	1	2	1
2009	4.47	7	3	15	14	2	0	0	0	94.2	87	53	47	36	64	17	3	5	416	.249	3	16	1
2010	7.76	3	3	10	5	0	0	1	0	31.1	47	30	27	11	19	11	1	2	149	.353	1	2	1
TOTAL	5.29	12	8	37	21	2	0	2	0	161.2	180	105	95	55	111	37	5	13	722	.288	5	20	3

BIG EAST																							
Year	ERA	W	L	App	GS	CG	SHO	CBO	SV	IP	H	R	ER	BB	SO	2B	3B	HR	BF	B/Avg	WP	HBP	BK
2008	4.70	1	1	6	1	0	0	0	0	23.0	29	12	12	8	15	4	0	4	101	.326	1	1	1
2009	4.88	5	2	9	9	2	0	0	0	66.1	69	41	36	21	42	14	2	3	296	.273	2	11	0
2010	5.40	1	0	4	0	0	0	0	0	10.0	11	6	6	3	6	3	0	1	41	.297	0	0	0
TOTAL	4.89	7	3	19	10	2	0	0	0	99.1	109	59	54	32	63	21	2	8	438	.288	3	12	1

seven and walked five ... went 1-0 with a 9.45 ERA in four appearances (one start) in home games ... allowed 12 hits in 6.2 innings of work as his opponents batted .400 against him ... struck out six and walked four ... went 2-0 with a 1.64 ERA in three appearances (one start) in away games ... allowed eight hits in 11.0 innings of work as his opponents batted .211 against him ... struck out six and walked one ... went 3-0 with a 1.69 ERA in three appearances (two starts) in Irish victories ... allowed nine hits in 10.2 innings of work as his opponents batted .237 against him ... struck out seven and walked one ... went 2-3 with a 8.67 ERA in seven appearances (four starts) in day games ... allowed 42 hits in 27.0 innings of work as his opponents batted .368 against him ... struck out 13 and walked nine ... went 1-0 with a 2.08 ERA in three appearances (one start) in night games ... allowed five hits in 4.1 innings of work as his opponents batted .263 against him ... struck out six and walked two ... went 2-3 with a 8.71 ERA in five starts ... allowed 34 hits in 20.2 innings of work as his opponents batted .374 against him ... struck out 12 and walked six ... went 1-0 with a 5.91 ERA in five appearances out of the Irish bullpen ... allowed 13 hits in 10.2 innings of work as his opponents batted .310 against him ... struck out seven and walked five ... collected a hold versus Central Michigan on May 12 ... went 0-for-1 in save opportunities ... inherited five base runners upon entering the game and allowed three to score ... retired seven of the 10 first batters he faced ... left-handed hitters batted .396 (19-for-48) against him ... right-handed hitters batted .329 (28-for-85) against him ... batters hit .342 (25-for-73) against him with runners on base ... batters hit .367 (22-for-60) with the bases empty ... tossed a season-high 6.0 innings against Pacific on Mar. 12 ... credited with the victory in his first appearance in six weeks on April 27 ... surrendered a leadoff single to open the game, but rebounded with a pair of ground outs and strikeout to strand the leadoff hit at third base ... recorded back-to-back punch outs (20 of 30 pitches were strikes) ... tossed 2.0 scoreless innings of relief with a pair of strikeouts at West Virginia on May 8 ... picked up the victory in relief at Villanova on May 15; worked 3.2 innings of scoreless relief with two strikeouts.

SOPHOMORE SEASON (2009): Made 15 appearances on the mound in the spring, 14 of which were starts ... served as Notre Dame's top weekend starter ... his 15 appearances were tied for fourth-most by any Irish pitcher ... his 14 starts were tied for the most on the staff ... went 7-3 with a 4.70 earned run average in 94.2 innings of work ... tossed three complete games ... allowed 87 hits as his opponents batted .249 against him ... struck out 64 and walked 36 ... averaged nearly 6.2 innings per start ... among hurlers with at least 56.0 innings (1.0 inning pitched per team game) on the staff, he ranked first in earned run average, first in opponent's batting average, first in won-loss percentage, first in wins, first in innings pitched, first in strikeouts, first in fewest hits allowed, first in fewest runs allowed, first in fewest earned runs allowed, first in doubles allowed, first in fewest home runs allowed, tied for second in fewest triples allowed, third in batters struck out looking and third in fewest walks allowed ... went at least six innings in 11 of his 14 starts ... tossed at least seven innings in seven of his 14 starts, including five consecutive starts from March 12-April 9 ... averaged 6.08 strikeouts and 3.42 walks per nine innings ... Notre Dame posted a 7-7 record when Johnson started ... went 5-2 with a 4.88 ERA in nine appearances (nine starts) in BIG EAST action ... tossed two complete games ... allowed 69 hits in 66.1 innings of work as his opponents batted .273 against him ... struck out 42 and walked 21 ... averaged just over 7.1 innings per start in league games ... ranked tied for first in the BIG EAST in overall sacrifice bunts allowed, tied for second in overall starts, third in overall innings pitched, tied for third in overall wins, fifth in overall opponent's batting average and tied for sixth in overall strikeouts ... in conference games only (minimum 1.0 inning per team game), ranked second in innings pitched and tied for fourth in wins ... injured shoulder in December when falling off his bike riding across campus ... opened the season with a relief appearance on Feb. 21 against Illinois (allowed one earned run on two hits in 3.0 innings; walked one and struck out two en route to the victory) ... still working on a pitch count, tossed 4.0 innings and allowed two earned runs on two hits (struck out three and walked two) against NCAA tournament participant Gonzaga on Feb. 27 ... dominated NCAA tournament participant Oral Roberts on March 6 (tossed 6.0 innings and surrendered just one hit; struck out career-high seven and walked four) ... allowed just one Oral Roberts' batter into scoring position ... only hit Johnson allowed was a third inning bunt single ... registered his third consecutive no-decision following his outing against Illinois State on March 12 (allowed two earned runs on five hits in 7.0 innings; walked five and struck out three) ... ripped off three consecutive victories against Seton Hall on March 20, at Pittsburgh on March 27 and against Villanova on April ... worked at least 7.0 innings in each start, including back-to-back complete games against the Panthers and Wildcats ... out-pitched Seton Hall ace and future seventh-round MLB draft pick Sean Black in the series opener ... limited the Pirates to four earned runs on five hits in 7.0 innings of work (struck out six and walked a pair) ... followed with first complete game of his career at Pittsburgh (yielded two earned runs on seven hits; struck out four and walked two) ... first Notre Dame pitcher to throw a nine-inning complete game since David Phelps on May 23, 2007 ... first opposing pitcher to throw a nine-inning complete game against the Panthers at Trees Field since May 13, 2006 ... added his second career complete game in his next start against Villanova on April 3 (limited the Wildcats to one earned run on seven hits in 9.0 innings of work; struck out five and walked one) ... cruised through the first three innings, retiring the first nine batters on only 35 pitches with three strikeouts ... first Irish pitcher to throw back-to-back complete games since Dan Kapala in 2005 ... spectacular once again for the Irish despite not factoring in the decision at Cincinnati on April 9 ... went 9.2 innings and allowed just two earned runs on eight hits ... struck out five and walked three ... became the first Notre Dame pitcher to work into the 10th inning since Aaron Heilman tossed 10.0 innings against West Virginia on April 15, 2000 ... outing was the third consecutive of 9.0 or more innings ... extra work might have caught up with Johnson down the stretch of the season ... charged with the loss against then league-leading West Virginia on April 17 (roughed up for 11 earned runs on 10 hits in 5.0 innings of work; struck out three and walked three) ... did not factor in the decision at Louisville on April 24 (allowed six runs, five earned, on 10 hits in 6.0 innings of work; struck out a pair and walked a pair) ... held the Cardinals scoreless over his final four innings ... retired 12 of the last 14 batters he faced ... tossed 7.0 innings in losing effort against UConn on May 1 (allowed five earned runs on 10 hits; struck out five and walked two) ... rebounded with a solid outing against

JOHNSON'S CAREER GAME-BY-GAME STATS

2010

Date	Opp	GS	IP	H	R	ER	BB	SO	WP	BK	HBP	W-L	Sv	ERA
Feb 19	MVSU	*	5.1	5	2	2	0	2	1	1	1	1-0	0	3.38
Feb 26	Illinois	*	4	9	4	4	4	4	0	0	0	1-1	0	5.79
Mar 06	Harvard-1	*	3.2	10	8	8	1	1	0	0	0	1-2	0	9.69
Mar 12	Pacific	*	6	8	7	6	1	2	0	0	1	1-3	0	9.47
Apr 27	Toledo	*	1.2	2	0	0	0	3	0	0	0	2-3	0	8.71
May 01	St. John's	*	2.2	3	2	2	2	1	0	0	0	2-3	0	8.49
May 08	WVU-2	*	2	1	0	0	0	2	0	0	0	2-3	0	7.82
May 12	C. Michigan	*	0.2	2	3	1	2	1	0	0	0	2-3	0	7.96
May 15	Villanova	*	3.2	2	0	0	1	2	0	0	0	3-3	0	6.98
May 22	Louisville-2	*	1.2	5	4	4	0	1	0	0	0	3-3	0	7.76
Totals		5	31.1	47	30	27	11	19	1	1	2	3-3	0	7.76

2009

Date	Opp	GS	IP	H	R	ER	BB	SO	WP	BK	HBP	W-L	Sv	ERA
Feb 21	Illinois	*	3	2	1	1	1	2	0	0	1	1-0	0	3.00
Feb 27	Gonzaga	*	4	2	2	2	2	3	0	0	2	1-0	0	3.86
Mar 06	Oral Roberts	*	6	1	0	0	4	7	0	0	1	1-0	0	2.08
Mar 12	Illinois State	*	7	5	2	2	5	3	1	0	0	1-0	0	2.25
Mar 20	Seton Hall	*	7	5	4	4	2	6	0	0	3	2-0	0	3.00
Mar 27	Pittsburgh	*	9	7	4	2	2	4	1	0	2	3-0	0	2.75
Apr 03	Villanova	*	9	7	1	1	1	5	0	0	1	4-0	0	2.40
Apr 09	Cincinnati	*	9.2	8	2	2	3	5	0	0	0	4-0	0	2.30
Apr 17	WVU	*	5	10	11	11	3	3	1	0	0	4-1	0	3.77
Apr 24	Louisville	*	6	10	6	5	2	2	0	0	1	4-1	0	4.11
May 01	Connecticut	*	7	10	7	5	2	4	0	0	1	4-2	0	4.33
May 08	USF	*	6.2	10	5	5	0	6	0	0	2	5-2	0	4.54
May 14	St. John's	*	7	2	1	1	6	7	0	0	1	6-2	0	4.27
May 19	St. John's	*	6	4	3	2	2	6	0	1	1	7-2	0	4.19
May 23	Louisville	*	2.1	4	4	4	1	1	0	0	0	7-3	0	4.47
Totals		14	94.2	87	53	47	36	64	3	1	16	7-3	0	4.47

2008

Date	Opp	GS	IP	H	R	ER	BB	SO	WP	BK	HBP	W-L	Sv	ERA
Mar 08	Maine	*	1.2	8	6	6	0	1	0	0	0	0-0	0	32.40
Mar 14	Buffalo	*	1	0	0	0	0	3	0	0	0	0-0	0	20.25
Mar 16	UTPA	*	1	4	3	3	0	2	0	0	1	0-1	0	22.09
Mar 25	Ball State	*	2	1	0	0	0	1	0	0	0	0-1	0	14.29
Mar 30	Cincinnati	*	5.1	6	0	0	2	1	1	1	0	0-1	0	7.36
Apr 05	Rutgers	*	4.1	5	1	1	3	3	0	0	0	1-1	0	5.87
Apr 15	Toledo	*	5	3	1	0	0	3	0	0	0	2-1	0	4.43
Apr 19	WVU	*	4	7	4	4	1	2	0	0	1	2-1	0	5.18
Apr 29	MVSU	*	2	1	0	0	0	3	0	0	0	2-1	0	4.78
May 02	Connecticut	*	2	1	1	1	0	1	0	0	0	2-2	0	4.76
May 10	Pittsburgh	*	2.2	1	0	0	0	2	0	0	0	2-2	0	4.35
May 17	South Florida*	*	4.2	9	6	6	2	6	0	0	0	2-2	0	5.30
Totals		2	35.2	46	22	21	8	28	1	1	2	2-2	0	5.30

then league-leading USF on May 8 (surrendered five earned runs on 10 hits in 6.2 innings of work; struck out six and did not issue a walk) ... rebounded with back-to-back victories against St. John's on May 14 and May 19 ... equaled his career-high total of seven strikeouts and limited the Red Storm to just two hits and one earned run in 7.0 innings in the regular season series opener ... faced St. John's to open the BIG EAST tournament and surrendered just two earned runs on four hits in 6.0 innings of work ... struck out six and walked a pair ... ran out of gas in his next start of the tournament against Louisville on May 23 (yielded four earned runs on four hits in 2.1 innings of work; struck out one and walked one) ... made one start for the victorious Blue in the 2008 Blue-Gold World Series ... did not render in the decision, but tossed 6.0 innings and was charged with one earned run on five hits ... struck out four and did not issue a walk ... spent the summer of 2008 with the Stark County Terriers of the Great Lakes Summer Collegiate League ... went a perfect 5-0 with a 2.87 ERA in eight games (seven starts) ... opponents batted just .217 against him ... struck out 40 and walked eight in 37.2 innings of work ... tossed the squad's only complete game and shutout of the season ... surrendered only five extra-base hits (one home run) over the entire summer ... led pitching staff in ERA, opposing batting average, victories, innings, strikeouts, starts, fewest runs allowed, fewest earned runs allowed and fewest walks allowed ... out dueled the league's top pitching prospect Burny Mitchem to earn his fourth win of the season after throwing six innings of five-hit ball ... awarded Terriers' Cy Young award.

FRESHMAN SEASON (2008): Rewarded for his strong fall showing by earning game-2 start (for Blue) in 2007 Blue-Gold World Series ... was out-duelled by classmate Brian Dupra in that game, 3-1, but still had a solid outing (5 IP, 3R, 2ER, 5H, 3BB, 2Ks, 7 groundouts) ... made 12 appearances on the mound in the spring,

Student-Athletes

including two starts ... went 2-2 with a 5.30 earned run average in 35.2 innings of work ... allowed 46 hits as his opponents batted .322 against him ... struck out 28 and walked eight ... did surrender six home runs against 157 batters faced ... averaged 7.07 strikeouts per nine innings ... ranked third on the team in games finished (four) and fifth in relief appearances (10) ... went 1-1 with a 4.70 ERA in six appearances (one start) in BIG EAST action ... Notre Dame posted a 1-1 record when Johnson started ... as a starter, went 1-0 with a 5.59 ERA in 9.2 innings of work (two starts) ... struck out nine and walked two ... surrendered 12 hits in 9.2 innings as a starter (good for a .286 opponents batting average) ... as a reliever, went 1-2 with a 5.19 ERA ... struck out 19 and walked six in 26.0 innings out of the Irish bullpen ... made season debut on Mar. 4 against Maine and was rocked ... charged with six earned runs on eight hits ... surrendered two doubles, a triple and two home runs, including a long ball on his first career pitch in an Irish uniform (same fate as sophomore teammate Todd Miller) ... rebounded with a dominant inning of relief against Buffalo on Mar. 14 ... tossed a scoreless and hitless inning of relief ... struck out the side ... was charged with the loss against Texas Pan-American on Mar. 16 ... was roughed up for three earned runs on four hits (although three of the hits never left the infield) ... struck out a pair ... did not allow a run, earned or unearned, over his next two relief outings (Ball State on Mar. 25 and Cincinnati on Mar. 30) ... held the Cardinals scoreless in 2.0 innings of work (surrendered one hit and struck out one) ... entered the game against the Bearcats with the Irish trailing 4-0 and proceeded to throw 5.1 scoreless innings of relief to keep Notre Dame in the game ... scattered six hits, walked two and struck out one ... made another quality relief appearance against Rutgers on Apr. 5 to register his first career victory ... went 4.1 innings and limited the Scarlet Knights to just an earned run on five hits ... fanned three and walked three ... recorded his first career start against Toledo on Apr. 15 ... earned the victory after throwing 5.0 innings without allowing an earned run (one unearned) ... limited the Rockets to just three hits ... struck out three and did not issue a walk ... following first career outing against Maine, made six appearances, five out of the Irish bullpen and recorded a 1.93 earned-run average over 18.2 innings (13 strikeouts, five walks) ... allowed just one earned run over 17.0 innings of work from Mar. 16 through Apr. 19 ... stellar stretch ended with a disappointing effort against West Virginia on Apr. 19 ... was knocked around for four earned runs on seven hits in 4.0 innings ... once again, rebounded from a poor outing with three solid relief appearances against Mississippi Valley State (Apr. 29), Connecticut (May 2) and Pittsburgh (May 10) ... tossed 2.0 scoreless innings against MVSU with three punch outs ... limited the Huskies to one hit and one earned run in 2.0 innings of relief, but was charged with the loss ... worked 2.2 scoreless innings of relief

against Pittsburgh on May 10 ... did not issue a walk in any of the three appearances over the stretch ... picked up second career start of his career in the season finale against USF on May 17 ... retired 12 of the first 15 Bulls to keep them off the scoreboard before running into trouble in the fifth inning (USF exploded for six runs) ... did not factor in the decision, but still managed to strikeout a career-high six in 4.2 innings of work.

PREP & PERSONAL: Logged only 75 career innings at Hudson High School due to serving as team's starting catcher as a junior and senior (also saw time at first base and outfield) ... his career pitching stats at Hudson included nine inning averages of 11 strikeouts and only three walks ... served as staff ace in his senior season ... struck out 10 batters in 6.0 innings vs. powerhouse St. Ignatius ... his senior-year offensive stats included a .329 batting average (second on team with 27 RBI, 3 HR) ... helped 2007 team win conference title before disappointing loss in district round ... named second team all-conference as a senior (also first team all-academic) and honorable mention all-conference as a junior ... played two years ('06-'07) for Ohio Yankees summer team that turned out six D-I players from the 2007 team ... posted junior-year wins with the Yankees vs. the Indiana Bulls Red and Indiana Bulls Black ... helped Yankees finish second out of 64 teams at Buckeye Elite Tournament ... also a two-year letterwinner in football (as a wide receiver), earning conference first team all-academic honors ... graduated sixth in a class of 430 (4.48 GPA) ... was Hudson's 2007 recipient of Principal's Leadership Award ... also received Marion Albee Character Award ... member of National Honor Society ... current ND sophomore soccer player Rose Augustin hails from same home area while former Irish soccer player Mary Boland also attended Hudson HS ... his grandfather Dick Ralph played football at BYU while his father Doug Johnson was a football player at Sacramento State ... his younger brother Forrest is a freshman catcher on the Irish squad ... born Oct. 16, 1988, in Appleton, Wis. ... son of Doug and Suzy Johnson ... full name is Cole Richard Johnson ... enrolled in the College of Science as a pre-professional studies major ... one of 40 Notre Dame student-athletes in the Academic Honors program.



#20 Charlie Markson




Whitefish Bay, WI
(Whitefish Bay)

SO	OF	R/R	6-2	195
----	----	-----	-----	-----

AT NOTRE DAME: Will patrol centerfield and hit high in the Irish lineup ... definite bright spot for the Irish last fall ... probably the most improved player during the course of the fall ... drafted in the 44th round of the 2009 MLB Draft by the Detroit Tigers ... possesses solid set of projectable tools ... was heavily recruited by new staff at Boston College as well ... in the mold of former Irish All-America and MLB first round draft pick A.J. Pollock ... extremely quick with a strong throwing arm ... tremendous contact hitter that will hit for a high average.

FRESHMAN SEASON (2010): Appeared in 15 games and started four, three in right field and one in center field ... batted .250 (5-for-20) with three runs scored, one double and three RBI ... added four walks and two stolen bases in two attempts ... recorded six total bases, posted a .300 slugging percentage and .375 on-base percentage ... posted a .941 fielding percentage ... committed one error in 17 fielding chances with 16 putouts ... tied for third on the Irish in games played off the bench ... saw action in one BIG EAST game ... hit .250 (5-for-20) with three runs scored, one double, three RBI, four walks and two stolen bases in two attempts in non-conference games ... batted .375 (3-for-8) with two runs scored, one double and three RBI in the month of February ... hit .200 (2-for-10) with one run scored, four walks and two stolen bases in two attempts in the month of March ... batted .000 (0-for-2) in the month of April ... did not see action in the month of May ... batted .093 (1-for-11) with one run scored, four walks and two stolen bases in two attempts in home games ... hit 1.000 (1-for-1) in road games ... batted .222 (2-for-9) with three runs scored, one double, three RBI, three walks and one stolen base in one attempt in Irish victories ... hit .333 (4-for-12) with two runs scored, one double and three RBI in day games ... batted .125 (1-for-8) with one run scored, four walks and two stolen bases in two attempts in night games ... hit .083 (1-for-12) with one run scored, four walks and two stolen bases in two attempts in games started ... batted .500 (4-for-8) with two runs scored, one double and three RBI in games off the bench ... hit .111 (1-for-9) against left-handed pitching ... batted .364 (4-for-11) against right-handed pitching ... hit .333 (4-for-12) with runners on base ... batted .125 (1-for-8) with the bases empty ... went 1-for-1 (1.000) with the bases loaded ... hit .600 (3-for-5) as a pinch hitter ... hit .333 (3-for-9) with runners in scoring position ... advanced four base runners on 12 attempts, good for a percentage of .333 ... totaled two RBI and batted .167 (1-for-6) with two outs ... registered one multi-hit game against Mississippi Valley State on Feb. 21 ... recorded one multi-RBI game, a three-RBI outing versus Mississippi Valley State on Feb. 21 ... Notre Dame went 2-2 when Markson started, including 1-0 in center field and 1-2 in right field ... the Irish went 2-2 when Markson batted sixth ... went 2-for-3 with a run scored, double and three RBI against Mississippi Valley State on Feb. 21 ... added a pinch hit against Texas-Pan American on Mar. 10 ... went 1-for-3 versus Michigan State on Mar. 21 ... drew three walks and swiped a base against Ball State on Mar. 23.

PREP & PERSONAL: Four-year starter and letterwinner at Whitefish High School ... batted .486 with 11 doubles, six triples, two home runs and nine stolen bases as a senior ... recorded a .608 on-base percentage and .878 slugging percentage ... named team co-MVP, first team all-conference, second team all-suburban and second team all-area ... captured the Duke Pride Award (annually given to the player who shows the most leadership, teamwork and dedication to the team) ... as a junior and senior selected to Wisconsin Baseball Coaches Association All Star Classic ... named a Wisconsin Baseball Coaches Association Scholar/Athlete ... chosen in the 44th round of the 2009 MLB Draft by the Detroit Tigers ... batted .427 with a team-best 14 doubles and five triples as a junior ... also scored 35 runs, stole 26 bases, drove in 35 and recorded 41 hits ... named all-conference and all-district ... participated in the Milwaukee Brewers Classic Baseball Tournament ... hit a home run and drove in three in the title game ... also earned four letters in basketball as a point guard ... as a sophomore, led team in hits (48), triples (five), home runs (three), RBI (39) and runs scored (36) ... batted .403 and was named Team Offensive MVP ... attended same high school as current Irish junior David Casey ... born Feb. 6, 1991 ... son of Dave & Cathy Markson ... full name is Charles Asher Markson ... enrolled in Mendoza College of Business but major remains undecided.



MARKSON'S CAREER HIGHS

At-bats: 4, vs. Penn State (February 28, 2010)
Runs: 1, three times (last time vs. Ball State, March 23, 2010)
Hits: 2, vs. Mississippi Valley State (February 21, 2010)
RBI: 3, vs. Mississippi Valley State (February 21, 2010)
Doubles: 1, vs. Mississippi Valley State (February 21, 2010)
Triples: None
Home Runs: None
Total Bases: 3, vs. Mississippi Valley State (February 21, 2010)
Walks: 3, vs. Ball State (March 23, 2010)
Sac Hits: None
Sac Flies: None
Stolen Bases: 1, twice (last time vs. UIC, March 24, 2010)
Hitting Streak: 2, February 21 - 27, 2010

MARKSON'S CAREER STATS

OVERALL																							
Year	AVG	GP-GS	AB	R	H	2B	3B	HR	RBI	TB	SLG%	BB	HBP	SO	GDP	OB%	SF	SH	SB-ATT	PO	A	E	FLD%
2010	.250	15-4	20	3	5	1	0	0	3	6	.300	4	0	4	0	.375	0	0	2-2	16	0	1	.941
BIG EAST																							
Year	AVG	GP-GS	AB	R	H	2B	3B	HR	RBI	TB	SLG%	BB	HBP	SO	GDP	OB%	SF	SH	SB-ATT	PO	A	E	FLD%
2010	.000	1-0	0	0	0	0	0	0	0	0	.000	0	0	0	0	.000	0	0	0-0	2	0	0	1.000

Student-Athletes

#28 Cameron McConnell



Bannockburn, IL
(Deerfield)


SR	C	R/R	6-1	220
----	---	-----	-----	-----

AT NOTRE DAME: Three-year monogram winner enters his senior season with a .254 career batting average, six home runs and 57 RBI ... has added 46 runs, 13 doubles, three triples, 17 walks, six sacrifice flies, 11 sacrifice bunts and two stolen bases (three attempts) in 109 games (98 starts) ... in BIG EAST games, owns a .224 career batting average, five home runs and 23 RBI ... has added 18 runs, four doubles, two triples, eight walks, one sacrifice fly, three sacrifice bunts and two stolen bases (two attempts) in 49 games (47 starts) ... strong-armed catcher who controls Notre Dame's opponent's running game ... quite possibly possesses the strongest throwing arm of any catcher in the BIG EAST conference ... has made immeasurable improvements in his ability to call a game since arriving on campus ... his strong all-around defensive skills include good footwork around the plate ... a developing hitter who can provide some power to the lineup ... carried a 3.112 cumulative GPA into the '11 spring semester.

JUNIOR SEASON (2010): Appeared in 40 games and started 38, all behind the plate ... batted .219 (28-for-128) with 17 runs scored, four doubles, one triple, three home runs and 17 RBI ... added 10 walks, two sacrifice flies, five sacrifice bunts and one stolen base in one attempt ... recorded 43 total bases, posted a .336 slugging percentage and .271 on-base percentage ... posted a .996 fielding percentage ... committed one error on 257 fielding chances with 33 assists, 223 putouts and participated in one double play ... threw out 21.1% (12 of 57) of attempted base stealers ... committed two passed balls ... ranked in the top five on the Irish in fielding chances (second), putouts (second), sacrifice bunts (third), assists (fifth), triples (tied for fifth) and home runs (tied for fifth) ... saw action in 19 BIG EAST games and started each of them ... batted .197 (13-for-66) with eight runs scored, two doubles, three home runs and nine RBI ... added five walks, one sacrifice bunt and one stolen base in one attempt ... recorded 24 total bases, posted a .364 slugging percentage and .254 on-base percentage ... hit .242 (15-for-62) with nine runs scored, two doubles, one triple, eight RBI, five walks, two sacrifice flies and four sacrifice bunts in non-conference games ... batted .400 (6-for-15) with three runs scored, two RBI, one walk

MCCONNELL'S CAREER HIGHS

At-bats: 5, 16 times (last time at Georgetown, April 2, 2010)
Runs: 3, seven times (last time vs. Rutgers, April 11, 2010)
Hits: 3, three times (last time vs. Louisville, May 23, 2009)
RBI: 4, twice (last time vs. Illinois State, May 12, 2009)
Doubles: 1, 13 times (last time at Seton Hall, April 17, 2010)
Triples: 1, three times (last time vs. Ball State, March 23, 2010)
Home Runs: 1, six times (last at West Virginia, May 8, 2010)
Total Bases: 7, at Pittsburgh (March 29, 2009)
Walks: 2, vs. Oakland (April 6, 2010)
Sac Hits: 1, 11 times (last time vs. Toledo, April 27, 2010)
Sac Flies: 1, six times (last time vs. Ball State, March 23, 2010)
Stolen Bases: 1, twice (last time at Georgetown, April 2, 2010)
Hitting Streak: 8, May 8 - 19, 2009



MCCONNELL'S CAREER STATS VS. BIG EAST (INCLUDES POSTSEASON)

	AVG.	GP-GS	AB	R	H	2B	3B	HR	RBI	BB	HBP	SB
Cincinnati:	.158	6-6	19	0	3	0	0	0	2	1	0	0-0
Connecticut:	.000	3-3	11	0	0	0	0	0	0	0	0	0-0
Georgetown:	.188	4-3	16	2	3	0	0	1	4	0	0	1-1
Louisville:	.240	6-6	25	4	6	1	0	0	1	1	0	0-0
Pittsburgh:	.250	3-3	12	2	3	0	0	1	4	0	1	0-0
Rutgers:	.286	2-2	7	2	2	0	0	1	1	1	0	0-0
Seton Hall:	.211	6-6	19	2	4	2	0	0	0	1	1	0-0
St. John's:	.355	8-8	31	5	11	2	0	0	10	2	0	1-1
USF:	.185	7-7	27	2	5	1	0	0	0	1	0	0-0
Villanova:	.364	4-3	11	1	4	0	1	1	3	1	0	0-0
West Virginia:	.389	5-5	18	2	7	0	0	1	4	0	0	0-0

MCCONNELL'S CAREER STATS

OVERALL																							
Year	AVG	GP-GS	AB	R	H	2B	3B	HR	RBI	TB	SLG%	BB	HBP	SO	GDP	OB%	SF	SH	SB-ATT	PO	A	E	FLD%
2008	.200	15-10	35	6	7	2	0	0	3	9	.257	1	0	6	1	.222	0	0	0-0	63	7	1	.986
2009	.289	54-50	187	23	54	7	2	3	37	74	.396	6	4	24	4	.318	4	6	1-2	282	45	3	.991
2010	.219	40-38	128	17	28	4	1	3	17	43	.336	10	0	17	5	.271	2	5	1-1	223	33	1	.996
TOTAL	.254	109-98	350	46	89	13	3	6	57	126	.360	17	4	47	10	.292	6	11	2-3	568	85	5	.992

BIG EAST																							
Year	AVG	GP-GS	AB	R	H	2B	3B	HR	RBI	TB	SLG%	BB	HBP	SO	GDP	OB%	SF	SH	SB-ATT	PO	A	E	FLD%
2008	.000	3-1	9	0	0	0	0	0	0	0	.000	0	0	2	0	.000	0	0	0-0	12	1	0	1.000
2009	.263	27-27	99	10	26	2	2	2	14	38	.384	3	2	12	4	.295	1	2	1-1	131	25	2	.987
2010	.197	19-19	66	8	13	2	0	3	9	24	.364	5	0	8	3	.254	0	1	1-1	99	19	1	.992
TOTAL	.224	49-47	174	18	39	4	2	5	23	62	.356	8	2	22	7	.265	1	3	2-2	242	45	3	.990

and one sacrifice bunt in the month of February ... hit .205 (9-for-44) with four runs scored, three doubles, one triple, six RBI, two walks, two sacrifice flies and one sacrifice fly in the month of March ... batted .170 (9-for-53) with nine runs scored, one double, two home runs, six RBI, six walks, three sacrifice bunts and one stolen base in one attempt in the month of April ... hit .250 (4-for-16) with one run scored, one home run, three RBI and one walk in the month of May ... batted .128 (6-for-47) with six runs scored, one triple, one home run, three RBI, seven walks, one sacrifice fly and three sacrifice bunts in home games ... hit .245 (13-for-53) with seven runs scored, two doubles, two home runs, 11 RBI, two walks, one sacrifice fly and one stolen base in one attempt in road games ... batted .207 (12-for-58) with 11 runs scored, two doubles, one triple, eight RBI, five walks, two sacrifice flies, five sacrifice bunts and one stolen base in one attempt in Irish victories ... hit .283 (26-for-92) with 12 runs scored, four doubles, three home runs, 16 RBI, three walks, one sacrifice fly, two sacrifice bunts and one stolen base in one attempt in day games ... batted .056 (2-for-36) with five runs scored, one triple, one RBI, seven walks, one sacrifice fly and three sacrifice bunts in night games ... hit .219 (28-for-128) with 17 runs scored, four doubles, one triple, three home runs, 17 RBI, 10 walks, two sacrifice flies, four sacrifice bunts and one stolen base in one attempt in games started ... entered two games a defensive replacement ... batted .188 (6-for-32) against left-handed pitching ... hit .229 (22-for-96) against right-handed pitching ... batted .194 (16-for-62) with runners on base ... hit .242 (16-for-66) with the bases empty ... went 1-for-1 (1.000) with the bases loaded ... reached base 13 times in 31 attempts to leadoff an inning ... hit .225 (9-for-40) with runners in scoring position ... successful on six of eight RBI opportunities with a runner on third base and less than two outs ... advanced 31 base runners on 71 attempts, good for a percentage of .437 ... totaled six RBI and batted .208 (10-for-48) with two outs ... registered eight multi-hit games, all two-hit affairs ... recorded five multi-RBI games, including a pair of three-RBI contests (Mar. 11 vs. Bradley; Apr. 01 at Georgetown) ... Notre Dame went 17-21 when McConnell started ... the Irish went 17-21 when McConnell batted eighth ... opened the season with three consecutive multi-hit games (vs. Mississippi Valley State on Feb. 19 and Feb. 20; vs. Illinois on Feb. 26) ... added a run scored and two RBI against Mississippi Valley State on Feb. 19 and two runs scored against the Delta Devils on Feb. 20 ... went 2-for-3 with a run scored, home run and three RBI at Georgetown on Apr. 01 ... went 2-for-4 with a walk, run scored, RBI and home run versus Rutgers on Apr. 11 ... registered back-to-back multi-hit games at West Virginia on May 08 and May 09 ... went 2-for-4 with a run scored, home run and two RBI against the Mountaineers on May 08 ... went 2-for-4 with an RBI versus WVU on May 09.

SOPHOMORE SEASON (2009): Appeared in 54 games and started 50 for the Irish at catcher ... batted .289 (54-for-187) with three home runs and 37 RBI ... added 29 runs scored, 10 doubles, 19 walks, one hit by pitch, nine sacrifice flies, three sacrifice bunts and three stolen bases (five attempts) ... did ground into four double plays in 187 at bats ... recorded 74 total bases, posted a .396 slugging percentage and .318 on-base percentage ... batted .303 (40-for-132) against right-handed pitching ... batted .500 (4-for-8) with the bases loaded ... hit .310 (22-for-71) with runners in scoring position ... was 15-for-23 in RBI opportunities with a runner on third base and less than two outs ... totaled 11 two-out RBI (fifth highest) ... ranked among the top five on the squad in fielding chances (first), putouts (first), sacrifice flies (t-second), RBI (third), sacrifice bunts (third), fielding assists (fourth), hits (fourth), total bases (fourth), at bats (fourth), total plate appearances (fifth), games (fifth) and games started (fifth) ... his 26 overall caught stealings led the league and were the most by an Irish catcher since 1996 ... last Irish catcher to throw out 20+ runners in a season was Paul O'Toole in 2002 ... McConnell threw out 36.1% (26 of 72) of attempted base stealers on the season, which was the second highest percentage for an Irish catcher since 1996 ... ranked seventh in the NCAA in throwing out base stealers ... hit .263 (26-for-99) with two home runs and 14 RBI in 27 BIG EAST games (27 starts) ... added 10 runs scored, two doubles, two triples, three walks, two hit by pitch, one sacrifice flies, two sacrifice bunts and one stolen base (one attempt) ... batted .343 (12-for-35) with two outs ... recorded six two-out RBI (fourth highest) ... ranked among the top five on the squad in fielding chances (first), putouts (first), games (t-first), games started (t-first), triples (t-first), hit by pitch (t-third), sacrifice flies (t-third), total bases (t-fourth), hits (fifth), RBI (fifth), home runs (t-fifth), sacrifice bunts (fourth), total plate appearances (fourth), at bats (fourth) and fielding assists (fourth) ... his 12 caught stealings ranked second in league games ... registered 16 multi-hit games (t-fourth), including a trio of three-hit games (May 14 at St. John's; May 22 vs. St. John's; May 23 vs. Louisville -2) ... recorded 10 multi-RBI games (third most), including a pair of four-RBI games (March 29 at Pittsburgh; May 12 vs. Illinois State) ... Notre Dame went 30-20 when McConnell started ... batted .280 (51-for-182) with three home runs and 36 RBI in games started ... went 3-for-5 with a double, RBI and three runs scored when coming off the Irish bench ... opened the season with hits in his first two games ... went 2-for-3 with a run scored and three RBI against Illinois on Feb. 21

... went 1-for-2 with two runs scored against Purdue on Feb. 22 ... struggled over the next seven games going 4-for-18 (.222) from Feb. 28-March 11 ... rebounded with a nice weekend at the Irish Classic in San Antonio ... went 3-for-11 (.273) with six RBI against Illinois State (March 12), Trinity (March 14) and UTPA-1 (March 15) ... continued hot-hitting trend in season's first two home games against Ball State on March 17 (went 2-for-4 with a double and RBI) and Valparaiso on March 18 (went 2-for-2 with a double, RBI and run scored) ... went 2-for-5 with a triple, home run, two runs scored and career-high tying four RBI at Pittsburgh on March 29 ... posted back-to-back multi-hit games against Villanova (April 4) and Cincinnati (April 9) ... registered a clutch two-run triples against the Wildcats ... did record multi-hit games against Northwestern (April 15) and West Virginia-1 (April 18), but otherwise slumped from April 11-May 3 ... batted .157 (8-for-51) over the 15 games, including a 1-for-17 stretch against Louisville (April 26), UIC (April 28) and UConn (May 1-3) ... broke out of the slump starting with the series against then league-leading USF ... registered seven multi-hit games in his final 12 contests, including a streak of three straight games with two or more hits ... registered a career-best eight-game hitting streak from May 8-May 19 (batted .343 over the hitting streak) ... collected a hit in 11 of his last 12 games (batted .404 over the stretch) ... all three of his three-hit contests on the year came over the season's final 12 games ... recorded an RBI in five consecutive games from May 12-19 and totaled 15 of his 37 RBI on the year over the last nine contests of the season ... started two games for the Gold squad at catcher during the 2008 Blue-Gold World Series ... batted .200 (1-for-5) with a run scored ... spent the 2008 summer with the Delaware Cows of the Great Lakes Summer Collegiate League

... started all 13 games in which he appeared ... batted .267 with three doubles and four RBI ... threw out seven base stealers in 21 stolen base attempts ... committed only two errors in 82 fielding chances, recording a .976 fielding percentage ... was not charged with a passed ball the entire summer.



FRESHMAN SEASON (2008): His lone hit in the 2007 Blue-Gold World Series was a leadoff home run down the left-field line, helping the Blue win game-1, 8-1 ... finished the fall series 1-for-10, with two RBI and a sacrifice fly ... saw action in 15 games, including 10 starts ... each of the 10 starts came at catcher ... hit in the eighth spot in all 10 starts ... Notre Dame was 8-2 when he started at catcher ... batted .200 with two doubles and three RBI ... added six runs scored and a walk ... recorded one multi-hit game, including a two-hit affair ... recorded a personal-best two-game hitting streak ... committed only one error in 71 fielding chances to post a .986 fielding percentage ... threw out just one base stealer in 11 stolen base attempts ... was charged with two passed balls ... went hitless in nine at-bats in BIG EAST action ... did

not see any action in either of the first two games of the Irish season, but pinch hit against Albany (Feb. 24) ... registered his first career start against St. Bonaventure on March 2 ... went 1-for-3 with a RBI single ... made next start against South Alabama on March 8 ... went 1-for-3 with an RBI and added a run scored ... started for the second consecutive day against top-ranked Arizona on March 9 (went 0-for-2) ... registered his first and only multi-hit game of his career against Wisconsin-Milwaukee on March 26 ... went 2-for-3 with a pair of singles, RBI and run scored ... went 1-for-2 with two runs scored and a double in his start against Chicago State on Apr. 22 ... went 1-for-3 with two runs scored against Mississippi Valley State on Apr. 30.

PREP & PERSONAL: Named defensive MVP as a senior on the 2007 Deerfield High School baseball team, when he also tied the school record for home runs in a season (seven) ... three-year baseball letterwinner ... earned all-conference honors as a junior on conference championship team, after batting .326 with 34 RBI (four HR, two 3B, seven SB) ... hit .435 as a sophomore (seven RBI, 10 R, four 2B, three SB) ... played 2007 summer baseball with Top Tier team that advanced to Connie Mack World Series in Farmington, N.M. ... hit .500 with six RBI, a home run, a walk and a pair of sacrifice bunts in four games at the CMWS (Top Tier finished fifth) ... member of two state-title teams with Top Tier ('06 and '07) ... participated in '05 and '06 tryouts for the Area Code Games ... selected as one of the players to represent the Central Suburban League Conference at the Stevenson Showcase ... also selected to play in 2006 Jack Kaiser All-Star game but was unable to participate due to WWBA 18U World Series that was being held in East Cobb ... similarly was unable to play with Team Illinois at Harvey Foster's exposure event due to the East Cobb tournament ... selected to play in the "Super 60" Showcase ... was rated by Baseball America as #34 overall prospect in 2007 for the state of Illinois (16th among prep players) ... also was tabbed the best defensive catcher in Illinois by the Prep Baseball Report, which rated him the second-best overall catcher and #15 top overall prospect in the state ... played on freshman basketball team at DHS, where he also was a WERCS writing and English tutor, and member of both the student congress debate team and the chess club ... received good citizen award from Optimist Club ... son of Debra Drue Wax ... full name is Cameron Charles McConnell ... born Feb. 18, 1989, in Bannockburn, Ill. ... enrolled in the College of Arts and Letters as a double major in anthropology and computer science.

Student-Athletes

#19 Todd Miller



Franklin, TN
(Montgomery Bell Academy)

SR	RHP	R/R	6-3	205
----	-----	-----	-----	-----

AT NOTRE DAME: Three-year monogram winner that enters senior season with a 4.28 career ERA and 3-3 record, plus 41 strikeouts, 17 walks and 69 hits allowed (.271 opponent batting average) in 37 appearances (two starts) and 67.1 innings (seven hit batters, two wild pitches, 10 home runs allowed) ... in BIG EAST games, owns a 5.66 career ERA and 0-1 record, plus 15 strikeouts, two walks and 28 hits allowed (.329 opponent batting average) in 13 appearances (no starts) and 20.2 innings (three hit batters and two home runs allowed) ... averaging 5.48 strikeouts and 2.27 walks per 9.0 innings pitched in his career ... amongst a group of pitchers, including sophomore RHP Adam Norton and freshmen Anthony McIver and Sean Fitzgerald, in competition for the Sunday starting role ... critical component of pitching staff regardless of role ... highly competitive pitcher who can pound the zone with strikes ... features a moving fastball and tricky slider ... change-up might be best pitch ... versatile pitcher that can help pitching staff in numerous roles ... has worked as a starter, short reliever, long reliever and even closer over the last three years ... carried a 3.393 cumulative GPA into the '11 spring semester.

JUNIOR SEASON (2010): Made nine appearances on the mound in the spring and one start ... served as one of Notre Dame's top relievers before a shoulder injury sidelined him for seven weeks of the season ... went 2-0 with a 3.65 earned run average in 12.1 innings of work ... allowed 12 hits as his opponents batted .273 against him ... struck out seven and walked five ... averaged 5.11 strikeouts and 3.65 walks per nine innings ... Notre Dame posted a 3-6 record when Miller pitched ... did not allow a run in six of nine appearances... collected one hold (vs. Central Michigan on May 12) ... went 1-for-1 in save opportunities (vs. Mississippi Valley State on Feb. 20) ... inherited six base runners upon entering the game and only allowed two to score ... retired seven of the nine first batters he faced ... recorded one start on the year ... tossed 2.0 scoreless innings before being removed due to pitch count on Apr. 28 against Valparaiso (first outing since Mar. 06) ... tied fourth on the staff in games finished (five) ... went 0-0 with a 8.10 ERA in three appearances (all in relief) in BIG EAST action ... allowed five hits in 3.1 innings of work as his opponents batted .385 against him ... struck out one and walked none ... went 2-0 with a 2.00 ERA in six appearances (one start) in non-conference action ... allowed seven hits in 9.0 innings of work as his opponents batted .226 against him ... struck out six and walked five ... went 1-0 with a 2.08 ERA in three appearances (all in relief) in the month of February ... allowed four hits in 4.1 innings of work as his opponents batted .250 against him ... struck out six and walked four ... went 0-0 with a 5.40 ERA in one appearance out of the bullpen in the month of March ... allowed two hits in 1.2 innings of work as his opponents batted .400 against him ... struck out none and walked none ... went 1-0 with a 0.00 ERA in one appearance (start) in the month of April ... allowed one hit in 2.0 innings of work as his opponents batted .286 against him ... struck out none and walked one ... went 0-0 with a 6.23 ERA in four appearances (all in relief) in the month of May ... allowed five hits in 4.1 innings of work as his opponents batted .313 against him ... struck out one and walked

MILLER'S CAREER HIGHS

Innings Pitched (starter): 2.0, twice (last time vs. Chicago State, May 12, 2010)

Innings Pitched (reliever): 4.1, at USF (May 16, 2008)

Strikeouts: 4, twice (last time vs. Bowling Green, April 29, 2009)

Winning Streak: 2, February 28, 2010 - Current



MILLER'S CAREER STATS VS. BIG EAST (INCLUDES POSTSEASON)

	ERA	W-L	G	GS	CG	SHO	SV	IP	H	R-ER	BB-SO	B/AVG.
Georgetown:	0.00	0-0	1	0	0	0/0	0	2.0	3	0-0	0-1	.333
Louisville:	27.00	0-0	2	0	0	0/0	0	1.2	8	5-5	0-0	.800
Seton Hall:	12.00	0-0	2	0	0	0/0	0	3.0	6	4-4	0-1	.375
St. John's:	3.24	0-0	5	0	0	0/0	1	8.1	11	3-3	0-6	.306
USF:	1.35	0-1	2	0	0	0/0	1	6.2	4	1-1	1-7	.182
Villanova:	0.00	0-0	2	0	0	0/1	0	2.1	1	0-0	0-1	.125
West Virginia:	27.00	0-0	1	0	0	0/0	0	1.0	3	3-3	1-0	.600

MILLER'S CAREER STATS

OVERALL																							
Year	ERA	W	L	App	GS	CG	SHO	CBO	SV	IP	H	R	ER	BB	SO	2B	3B	HR	BF	B/Avg	WP	HBP	BK
2008	2.45	0	1	9	0	0	0	1	0	18.1	11	5	5	4	13	0	0	1	70	.177	0	2	0
2009	5.40	1	2	19	1	0	0	0	5	36.2	46	22	22	8	21	8	2	7	166	.309	1	4	0
2010	3.65	2	0	9	1	0	0	0	1	12.1	12	5	5	5	7	1	0	2	52	.273	1	1	0
TOTAL	4.28	3	3	37	2	0	0	1	6	67.1	69	32	32	17	41	9	2	10	288	.271	2	7	0

BIG EAST																							
Year	ERA	W	L	App	GS	CG	SHO	CBO	SV	IP	H	R	ER	BB	SO	2B	3B	HR	BF	B/Avg	WP	HBP	BK
2008	3.86	0	1	5	0	0	0	1	0	9.1	9	4	4	2	7	0	0	0	40	.265	0	2	0
2009	6.75	0	0	5	0	0	0	0	1	8.0	14	6	6	0	7	3	1	1	38	.368	0	0	0
2010	8.10	0	0	3	0	0	0	0	0	3.1	5	3	3	0	1	1	0	1	16	.385	0	1	0
TOTAL	5.66	0	1	13	0	0	0	1	1	20.2	28	13	13	2	15	4	1	2	94	.329	0	3	0

none ... went 0-0 with a 9.00 ERA in three appearances (all in relief) in home games ... allowed four hits in 3.0 innings of work as his opponents batted .364 against him ... struck out none and walked none ... went 0-0 with a 0.00 ERA in one appearance (start) in away games ... allowed one hit in 1.1 innings of work as his opponents batted .200 against him ... struck out one and walked none ... went 2-0 with a 0.00 ERA in three appearances (one start) in Irish victories ... allowed four hits in 5.1 innings of work as his opponents batted .211 against him ... struck out three and walked four ... went 1-0 with a 4.82 ERA in seven appearances (all in relief) in day games ... allowed 11 hits in 9.1 innings of work as his opponents batted .324 against him ... struck out seven and walked four ... went 1-0 with a 0.00 ERA in two appearances (one start) in night games ... allowed one hit in 3.0 innings of work as his opponents batted .100 against him ... struck out none and walked one ... went 1-0 with a 4.35 ERA in eight appearances out of the Irish bullpen ... allowed 11 hits in 10.1 innings of work as his opponents batted .297 against him ... struck out seven and walked four ... left-handed hitters batted .333 (5-for-15) and right-handed hitters batted .241 (7-for-29) against him ... batters hit .313 (5-for-16) against him with runners on base and .250 (7-for-28) with the bases empty ... picked up a save with 2.0 scoreless innings of relief against Mississippi Valley State on Feb. 20 ... allowed a run on one hit and one walk in 1.0 inning of work versus Illinois on Feb. 26, but struck out the side ... worked 1.1 scoreless innings of relief with a strikeout against Penn State on Feb. 28 ... tossed 1.2 innings of relief and allowed one earned run on two hits versus Kansas State on Mar. 06 ... did not make another outing before only start of the season on Apr. 28 ... worked a 1-2-3 inning against Central Michigan on May to pick up a rare third-inning hold ... recorded 5.1 scoreless innings while allowing just two hits (.111 opponents' batting average) over first four appearances following shoulder injury.

SOPHOMORE SEASON (2009): Made 19 appearances on the mound in the spring, 18 out of the Irish bullpen ... his 18 relief appearances were the second-most on the staff ... went 1-2 with a 5.40 earned run average in 36.2 innings of work ... allowed 46 hits as his opponents batted .309 against him ... struck out 21 and walked eight ... averaged 5.15 strikeouts and 1.96 walks per 9.0 innings pitched ... led the staff with five saves — all of which extended beyond one inning of work ... ranked sixth in the BIG EAST in saves ... proved even tougher against left-handed hitters as they managed a .286 batting average (16-for-56) ... Notre Dame posted a 13-6 record when Miller pitched ... did not allow a run in eight of 19 appearances ... went 0-0 with a 6.75 ERA in five appearances (no starts) in BIG EAST action ... allowed 14 hits in 8.0 innings of work as his opponents batted .368 against him ... struck out seven and walked none ... made Irish debut on Feb. 20 against Ohio State (allowed no runs and no hits in 1.2 innings; walked one and struck out two) ... tossed 1.2 inning of relief against Purdue on Feb. 22 (yielded two hits and one earned run) ... worked 4.0 innings of relief against NCAA tournament participant Gonzaga on Feb. 27 (allowed three earned runs on four hits; struck out three and walked one in losing effort) ... picked up only victory of the season in outing against NCAA tournament participant Oral Roberts on March 6 (allowed one earned run, a solo home run, on three hits in 2.0 innings; walked one and struck out one) ... tossed 0.2 perfect scoreless innings of relief in the victory over NCAA tournament participant Washington State on March 8 ... was tagged with an earned run on two hits in 2.0 innings of work against Illinois State on March 12 (walked one and struck out none in the losing effort) ... struggled in his outing against Trinity on March 14 (roughed up for three earned runs on one hit in 1.0 inning of work; walked three without a strikeout) ... rebounded with 2.0 scoreless and hitless innings against Seton Hall on March 20 (struck out one without a walk) ... recorded consecutive poor appearances against Seton Hall on March 22 (allowed four earned runs on six hits with no walks and no strikeouts in 1.0 inning) and Toledo on April 1 (allowed three earned runs on four hits with no walks and no strikeouts in 2.0 innings; first career start) ... returned the bullpen and tossed 2.1 innings against Northwestern on April 15 (surrendered one earned run on three hits; no strikeouts and no walks) ... picked up first career save in the

victory over Michigan in the second game of their doubleheader on April 22 (tossed 2.0 scoreless and hitless innings of relief; struck out three and walked one) ... knocked around for two earned runs on four hits in 0.2 innings on April 26 at Louisville ... rebounded with three consecutive scoreless relief appearances, earning saves in each contest, against Bowling Green on April 29 (yielded three hits, struck out career-high tying four and walked none in 3.1 innings of work), USF on May 8 (surrendered just one hit, fanned three and walked none in 2.1 innings) and Western Michigan on May 11 (allowed two hits with no strikeouts and no walks in 1.2 innings of work) ... followed with a fourth straight scoreless relief outing against St. John's on May 14 (allowed three hits and struck out three without a walk in 2.0 innings of work) ... picked up his fifth save of the season in the BIG EAST tournament victory over St. John's on May 19 (scattered six hits and yielded two earned runs in 3.0 innings of work; struck out one and walked none) ... went 0-0 with a 1.98 earned run average and four saves over his final six relief appearances of the season (13.2 innings of work) ... started game-2 for the victorious Blue in the 2008 Blue-Gold World Series ... was knocked around for two earned runs on six hits in just 1.2 innings of work ... removed from start following slight twinge in groin.

FRESHMAN SEASON (2008): Struck out two Gold batters in an inning of work during the 2007 Blue-Gold World Series ... made nine appearances on the mound in the spring, all out of the Irish bullpen ... went 0-1

with a 2.45 earned run average in 18.1 innings of work ... his nine appearances were tied for third-most among freshmen on the staff ... allowed just 11 hits in 18.1 innings as his opponents batted only .177 against him ... struck out 13 and walked four ... surrendered an incredibly low one extra-base hit the entire season (home run) against 70 batters faced ... proved even tougher against right-handed hitters as they managed just a .111 batting average (4-for-36) ... opponents registered just a .226 slugging percentage against him ... averaged 6.38 strikeouts per nine innings ... posted an impressive 3.33 strikeout-to-walk ratio ... stepped up when batters did reach base as opponents hit just .238 (5-for-21) with runners on base ... although he also posted impressive numbers against hitters with the bases empty (.146; 6-for-41) ... literally unhittable with two outs, as foes batted .000 (0-for-17) ... made season debut on Mar. 2 against Boston College and recovered from auspicious beginning ... surrendered a home run on first-ever pitch in an Irish uniform ... rebounded to strikeout two of the next three batters to end the inning ... tossed a scoreless and hitless inning of relief against Texas A&M Corpus Christi on Mar. 7 ... pitched 2.0 scoreless innings of relief at Georgetown on Mar. 20 (surrendered three hits, but struck out one) ... worked another 3.1 scoreless innings against Valparaiso on Apr. 13 ... did walk a pair, along with one strikeout, but allowed just one hit ... extended his scoreless streak to 8.2 innings before allowing three earned runs on three hits in 1.0 inning against West Virginia on Apr. 19 ... tossed a scoreless and hitless inning of relief against St. John's on Apr. 25 (two strikeouts) ... worked 3.2 innings of scoreless and hitless relief against Western Michigan on May 12 (also struck out three) ... took the defeat, despite a tremendous outing out of the Notre Dame bullpen, against USF in the 16-inning marathon on May 16 ... tossed 4.1 innings of relief and limited the Bulls to just three hits (one infield and another bloop) ... also fanned four and walked one (intentional).

PREP & PERSONAL: Averaged three strikeouts per walk (198/66) during career at Montgomery Bell Academy, with his other career stats including a 2.89 ERA, 20 wins and 11 more innings (194) than hits allowed (183), plus 9-inning

averages of 9.2 Ks, 3.1 walks and 8.5 hits allowed ... a Mid-Tennessee all-region selection as a senior in '07 (2.07, 54 Ks, 12 BB, 4.5 K-to-walk ratio, 44 IP, 39 H, 9-inning averages of 11.1 Ks, 2.5 BB and 8.0 hits allowed) ... four-year member of starting rotation at MBA ... team's top starter in final three seasons ... winning pitcher in '04 state semifinal, with team going on to win state title before finishing as regional runner-up in '05 and '06 ... pitched at 2006 Team One Showcase and the Blue-Gray Classic (held at Wake Forest) ... also participated in Vanderbilt's 2005 Prospect Camp and the '06 Ole Miss Camp ... attended 2006 Notre Dame baseball camp ... Ingram Scholarship recipient for the '06-'07 academic year ... compiled 3.42 cumulative GPA ... born Aug. 23, 1988 in Nashville, Tenn. ... son of Brad and Gina Miller ... full name is Bradford Todd Miller Jr. ... enrolled in Mendoza College of Business as a finance major.



Student-Athletes

#1 Adam Norton



Highland, IN
(Andrean)

SO

RHP/OF

R/R

6-1

185

AT NOTRE DAME: One-year monogram winner enters his sophomore season at the plate with a .261 career batting average, one home run and 15 RBI ... has added 15 runs, nine doubles, one triple, five walks, one sacrifice fly, two sacrifice bunts and no stolen bases (two attempts) in 37 games (31 starts) ... on the mound, owns a 5.23 career ERA and 1-0 record, plus 18 strikeouts, five walks and 29 hits allowed (.322 opponent batting average) in eight appearances (two starts) and 20.2 innings (one hit batter and two home runs allowed) ... positive, upbeat and great energy kid ... fun to be around and simply loves to play ... huge role with the team as both a pitcher and positional player ... enters the spring as a starter at one of the outfield spots ... still developing as an everyday outfielder after spending all of last season (and all of high school) as an infielder ... possesses very similar tools to former Irish All-America and MLB first round draft pick A.J. Pollock ... fastball tops out in the upper 80's and owns a solid change-up.

FRESHMAN SEASON (2010): Appeared in 37 games and started 31, including 26 at third base and five at shortstop ... batted .261 (30-for-115) with 15 runs scored, nine doubles, one triple, one home run and 15 RBI ... added five walks, one hit by pitch, one sacrifice fly, two sacrifice bunts and no stolen bases in two attempts ... recorded 44 total bases, posted a .383 slugging percentage and .295 on-base percentage ... posted a .935 fielding percentage ... committed six errors on 93 fielding chances with 73 assists, 14 putouts and participated in four double plays ... ranked in the top five on the Irish in assists (third), triples (tied for third) and doubles (tied for fourth) ... saw action in 17 BIG EAST games and started 12 ... batted .271 (13-for-48) with six runs scored, six doubles, one triple, one home run and eight RBI ... added two walks, one sacrifice bunt and no stolen bases in one attempts ... recorded 24 total bases, posted a .500 slugging percentage and .300 on-base percentage ... hit .254 (17-for-67) with nine runs scored, three doubles, seven RBI, three walks, one hit by pitch, one sacrifice fly, one sacrifice bunt and no stolen bases in one attempt in non-conference games ... batted .313 (5-for-16) with four runs scored, three RBI, one walk and one sacrifice bunt in the month of February ... hit .261 (12-for-46) with four runs scored, two doubles, four RBI, one walk, one hit by pitch and one sacrifice fly in the month of March ... batted .256 (11-for-43) with six runs scored, five doubles, one triple, one home run, eight RBI, three walks and one sacrifice bunt in the month of April ... hit .200 (2-for-10) with one run scored and two double in the month of May ... batted .229 (8-for-35) with three runs scored, two doubles, one triple, five RBI, one walk, one sacrifice fly and one sacrifice bunt in home games ... hit .261 (12-for-46) with eight runs scored, six doubles, one home run, six RBI, three walks and no stolen bases in one attempt in road games ... batted .205 (9-for-44) with seven runs scored, one double, one triple, six RBI, two walks, one hit by pitch, one sacrifice fly, one sacrifice bunt and no stolen bases in two attempts in Irish victories ... hit .256 (23-for-90) with 11 runs scored, seven doubles, one home run, 11 RBI, two walks, one hit by pitch, one sacrifice bunt and no stolen bases in two attempts in day games ... batted .280 (7-for-25) with four runs scored, two doubles,

one triple, four RBI, three walks, one sacrifice fly and one sacrifice bunt in night games ... hit .245 (27-for-110) with 14 runs scored, eight doubles, one triple, 11 RBI, five walks, one hit by pitch, one sacrifice fly, two sacrifice bunts and no stolen bases in two attempts in games started ... batted .600 (3-for-5) with one run scored, one double, one home run and four RBI in games off the bench ... hit .222 (6-for-27) against left-handed pitching ... batted .273 (24-for-88) against right-handed pitching ... hit .327 (17-for-52) with runners on base ... batted .206 (13-for-63) with the bases empty ... went 0-for-1 (.000) with the bases loaded ... hit .500 (2-for-4) as a pinch hitter ... batted .243 (9-for-37) with runners in scoring position ... successful on three of four RBI opportunities with a runner on third base and less than two outs ... advanced 25 base runners on 57 attempts, good for a percentage of .439 ... totaled 12 RBI, second-best on the Irish, and batted .326 (14-for-43) with two outs ... registered nine multi-hit games, including a pair of three-hit contests (Mar. 10 at UTPA; Apr. 10 vs. Rutgers) ... recorded two multi-RBI games, including one four-RBI contest (April 01 at Georgetown) ... Notre Dame went 12-19 when Norton started, including 10-16 at third base and 2-3 at shortstop ... the Irish went 2-3 when Norton batted fifth, 1-1 when he hit sixth, 2-4 when he batted seventh and 7-11 when he hit ninth ... went 2-for-4 with a run scored, double and clutch game-tying, three-run home run in the top of the ninth inning at Georgetown on Apr. 01 ... collected another multi-hit game against the Hoyas on Apr. 03; recorded two doubles and scored a run ... made eight appearances on the mound in the spring, including two starts ... went 1-0 with a 5.23 earned run average in 20.2 innings of work ... allowed 29 hits as his opponents batted .322 against him ... struck out 18 and walked five ... averaged 7.84 strikeouts and 2.18 walks per nine innings ... Notre Dame posted a 2-0 record when Norton started and a 4-4 mark when he pitched ... did not allow a run in two of eight appearances ... inherited four base runners upon entering the game and allowed four to score ... retired five of the seven first batters he faced ... tied for fifth on the staff in games started (two) ... went 0-0 with a 9.00 ERA in two appearances (both in relief) in BIG EAST action ... allowed seven hits in 4.0 innings of work as his opponents batted .333 against him ... struck out five and walked one ... went 1-0 with a 4.32 ERA in six appearances (two starts) in non-conference action ... allowed 22 hits in 16.2 innings of work as his opponents batted .319 against him ... struck out 13 and walked four ... went 0-0 with a 9.00 ERA in one appearance out of the bullpen in the month of February ... allowed three hits in 1.0 inning of work as his opponents batted .500 against him ... struck out two and walked none ... went 0-0 with a 4.50 ERA in one appearance out of the bullpen in the month of March ... allowed three hits in 2.0 innings of work as his opponents batted .333 against him ... struck out two and walked none ... went 1-0 with a 3.68 ERA in five appearances (two starts) in the month of April ... allowed 17 hits in 14.2 innings of work as his opponents batted .293 against him ... struck out 11 and walked four ... went 0-0 with a 12.00 ERA in one appearance out of the bullpen in the month of May ... allowed six hits in 3.0 innings of work as his opponents batted .353 against him ... struck out three and walked one ... went 1-0 with a 4.30 ERA in five appearances (two starts) in home games ... allowed 19 hits in 14.2 innings of work as his opponents batted .317 against him ... struck out 12 and walked four ... went 0-0 with a 12.00 ERA in one appearance out of the bullpen in away games ... allowed six hits in 3.0 innings of work as his opponents batted .353 against him ... struck out three and walked one ... went 1-0 with a 3.97 ERA in four appearances (two starts) in Irish victories ... allowed 13 hits in 11.1 innings of work as his opponents batted .289 against him ... struck out 10 and walked two ... went 0-0 with a 11.25 ERA in two appearances (both in relief) in day games ... allowed nine hits in 4.0 innings of work as his opponents batted .391 against him ... struck out five and walked one ... went 1-0 with a 3.78 ERA in six appearances (two starts) in night games ... allowed 20 hits in 16.2 innings of work as his opponents batted .299 against him ... struck out 13 and walked four ... went 1-0 with a 5.40 ERA in two starts ... allowed 11 hits in 8.1 innings of work as his opponents batted .324 against him ... struck out seven and walked two ... went 0-0 with a 5.11 ERA in six appearances out of the Irish bullpen ... allowed 18 hits in 12.1 innings of work as his opponents batted .321 against him ... struck out 11 and walked three ... left-handed hitters batted .424 (14-for-33) and right-handed hitters batted .263 (15-for-57) against him ... batters hit .292 (14-for-48) against him with runners on base and .357 (15-for-42) with the bases empty.

PREP & PERSONAL: Four-year starter and letterwinner at Andrean High School ... one of the most prolific hitters in Indiana state high school history ... established three career state records for total hits (202), RBI (183) and doubles (65) ... set 17 different school records ... earned all-state honors three times ... batted .550 with a school-record 55 RBI and 45 runs scored as a senior ... of his 60 hits, 39 were for extra bases, including an astounding 30 doubles, which shattered the previous state record of 27 ... also had five homers, four triples and a slugging percentage of 1.037 ... only struck out once all season ... named 2009 Prep Baseball Report Indiana Player of the Year ... Louisville Slugger Indiana Player of the Year ... batted .446 with 38 RBI, four home runs, 16 doubles and seven stolen bases as a junior, helping the 59ers to a 30-2 record ... as a sophomore hit .524 with 48 RBI and a school record 54 hits while registering a slugging percentage of .806 ... on the mound, amassed 27 victories (27-6) in four years ... posted a 9-0 record, which included eight complete games, a 1.45 ERA and 53 strikeouts in 53 innings as a senior ... went 6-1 with a 0.99 earned run average as a junior ... named to the Honor Roll all four years ... born Nov. 29, 1990 ... son of Jerry and Julie Norton ... full name is Adam Earl Norton ... enrolled in Mendoza College of Business but major remains undecided.

NORTON'S CAREER STATS VS. BIG EAST (INCLUDES POSTSEASON)

	AVG.	GP-GS	AB	R	H	2B	3B	HR	RBI	BB	HBP	SB
Cincinnati:	.000	2-2	5	0	0	0	0	0	0	0	0	0-0
Georgetown:	.308	3-2	13	2	4	3	0	1	4	1	0	0-1
Louisville:	.000	1-0	0	0	0	0	0	0	0	0	0	0-0
Rutgers:	.417	3-3	12	2	5	1	1	0	3	1	0	0-0
Seton Hall:	.200	3-3	10	1	2	1	0	0	1	0	0	0-0
USF:	1.000	1-0	1	0	1	0	0	0	0	0	0	0-0
Villanova:	.250	2-1	4	1	1	1	0	0	0	0	0	0-0
	ERA	W-L	G	GS	CG	SHO	SV	IP	H	R-ER	BB-SO	B/AVG.
St. John's:	0.00	0-0	1	0	0	0/0	0	1.0	1	0-0	0-2	.250
West Virginia:	12.00	0-0	1	0	0	0/0	0	3.0	6	5-4	1-3	.353

NORTON'S CAREER STATS

OVERALL																							
Year	AVG	GP-GS	AB	R	H	2B	3B	HR	RBI	TB	SLG%	BB	HBP	SO	GDP	OB%	SF	SH	SB-ATT	PO	A	E	FLD%
2010	.261	37-31	115	15	30	9	1	1	15	44	.383	5	1	14	1	.295	1	2	0-2	14	73	6	.935
Year	ERA	W	L	App	GS	CG	SHO	CBO	SV	IP	H	R	ER	BB	SO	2B	3B	HR	BF	B/Avg	WP	HBP	BK
2010	5.23	1	0	8	2	0	0	0	0	20.2	29	13	12	5	18	9	0	2	97	.322	0	1	0
BIG EAST																							
Year	AVG	GP-GS	AB	R	H	2B	3B	HR	RBI	TB	SLG%	BB	HBP	SO	GDP	OB%	SF	SH	SB-ATT	PO	A	E	FLD%
2010	.271	17-12	48	6	13	6	1	1	8	24	.500	2	0	7	1	.300	0	1	0-1	5	27	2	.941
Year	ERA	W	L	App	GS	CG	SHO	CBO	SV	IP	H	R	ER	BB	SO	2B	3B	HR	BF	B/Avg	WP	HBP	BK
2010	9.00	0	0	2	0	0	0	0	0	4.0	7	5	4	1	5	2	0	2	22	.333	0	0	0

#13 Herman Petzold



Saint Clair Shores, MI
(De LaSalle)

SR

OF

R/R

5-10

175

AT NOTRE DAME: Fifth-year infielder enters this season with a .300 career batting average (3-for-10) ... has added four runs, two doubles and three walks in 11 games (no starts) ... has had very good success in extremely competitive summer leagues ... hopes to translate in final go-around with the Irish ... an outstanding defensive infielder with good instincts and base running skills ... has worked hard on improving his offense ... has the versatility to playing any of the four infield positions ... carried a 3.319 cumulative GPA into the '11 spring semester.

SENIOR SEASON (2010): Appeared in four games off the bench ... hitless in four at-bats ... scored a run and added two walks ... did not commit an error in two fielding chances with two assists.

JUNIOR SEASON (2009): Did not make the NCAA mandated 35-player roster limit ... started all three games for the Gold in the 2008 Blue-Gold World Series ... batted .143 (1-for-7) with a run scored, walk, sacrifice bunt and two RBI ... spent the summer of 2008 with the Florence Redwolves ... saw action in 49 games, including 40 starts ... batted .266 (42-for-158) with a home run and 19 RBI ... added five doubles, 10 walks, 19 runs scored and two sacrifice bunts ... committed seven errors in 193 fielding chances – good for a .964 fielding percentage ... recorded 114 assists.

SOPHOMORE SEASON (2008): Saw action in two games for the Irish in the spring ... went 1-for-1 with a double and run scored against Wisconsin Milwaukee on Mar. 26 ... went 0-for-1 against Mississippi Valley State on Apr. 30 ... played all three games for victorious Gold team in 2007 Blue-Gold World Series ... batted .333 (2-for-6) with an RBI, double, two walks and sacrifice bunt.

PETZOLD'S CAREER HIGHS

At-bats: 2, vs. Michigan (April 21, 2010)

Runs: 1, twice (last time vs. Mississippi Valley State, February 21, 2010)

Hits: 1, vs. Wisconsin-Milwaukee (March 26, 2008)

RBI: None

Doubles: 1, vs. Wisconsin-Milwaukee (March 26, 2008)

Triples: None

Home Runs: None

Total Bases: 2, vs. Wisconsin-Milwaukee (March 26, 2008)


Walks: 1, twice (last time vs. Ball State, March 23, 2010)

Sac Hits: None

Sac Flies: None

Stolen Bases: None

Hitting Streak: None



FRESHMAN SEASON (2007): Hit 2-for-4 while appearing in five games (2 R, 2B, BB, K) ... played in opening win over Prairie View, in San Antonio (15-8) ... had first at-bat versus Western Michigan (17-9) and then went 2-for-3 in 14-4 win over Chicago State (2 R, 2B) ... drew walk in 7-3 win over Ball State ... also played in opener of Connecticut series ... started at shortstop in game-2 of 2006 Blue-Gold Series (1-for-3, K, E; 4-3 win).

PREP & PERSONAL: Three-year letterwinner (3B/2B) at De LaSalle HS... a .331 career batter (81 RBI, six HR, five 3B, 24 2B) ... captained team as senior while batting .420 with 52 RBI (14 2B, four HR, four 3B) ... '06 honors included team MVP, all-state, all-district, all-region, all-county, all-metro and all-league ... all-district and academic all-state as a junior ... helped team win regional title as a sophomore ... MVP of '06 CABA U-18 World Series (in Michigan) ... member of National Honor Society ... other De LaSalle products who have competed for Notre Dame include early-'60s football fullback Bill Henneghan (Detroit), early-'90s swimmer Jim Boutros (Grosse Pt. Woods) and late-'90s fencer Brian Banas (Sterling Hts) ... father, Herman Petzold, played football at the University of San Francisco and received MBA from Notre Dame ('85) ... mother, Janice Petzold, played tennis at Ferris State ... born Sept. 7, 1988, in Grosse Pte., Mich. ... full name is Herman Gustave Petzold ... enrolled in Mendoza College of Business as a finance and mathematics major.

PETZOLD'S CAREER STATS

	OVERALL																						
Year	AVG	GP-GS	AB	R	H	2B	3B	HR	RBI	TB	SLG%	BB	HBP	SO	GDP	OB%	SF	SH	SB-ATT	PO	A	E	FLD%
2007	.500	5-0	4	2	2	1	0	0	0	3	.750	1	0	1	0	.600	0	0	0-0	1	2	0	1.000
2008	.500	2-0	2	1	1	1	0	0	0	2	1.000	0	0	0	0	.500	0	0	0-0	1	2	1	.750
2010	.000	4-0	4	1	0	0	0	0	0	0	.000	2	0	3	0	.333	0	0	0-0	0	2	0	1.000
TOTAL	.300	11-0	10	4	3	2	0	0	0	5	.500	3	0	4	0	.462	0	0	0-0	2	6	1	.889

	BIG EAST																						
Year	AVG	GP-GS	AB	R	H	2B	3B	HR	RBI	TB	SLG%	BB	HBP	SO	GDP	OB%	SF	SH	SB-ATT	PO	A	E	FLD%
2007	.000	1-0	0	0	0	0	0	0	0	0	.000	0	0	0	0	.000	0	0	0-0	0	0	0	.000
2010	.000	1-0	1	0	0	0	0	0	0	0	.000	0	0	1	0	.000	0	0	0-0	0	0	0	.000
TOTAL	.000	2-0	1	0	0	0	0	0	0	0	.000	0	0	1	0	.000	0	0	0-0	0	0	0	.000

Student-Athletes



#23 Ryan Richter

South Bend, IN
(St. Joseph's)

JR	LHP	L/L	6-3	210
----	-----	-----	-----	-----

AT NOTRE DAME: Two-year monogram winner will miss the spring following offseason Tommy John surgery ... enters junior season with a 5.60 career ERA and 6-3 record, plus 40 strikeouts, 27 walks and 76 hits allowed (.300 opponent batting average) in 26 appearances (four starts) and 64.1 innings (six hit batters, two wild pitches, eight home runs allowed) ... in BIG EAST games, owns 6.93 career ERA and 1-0 record, plus 11 strikeouts, 10 walks and 30 hits allowed (.316 opponent batting average) in 10 appearances (no starts) and 24.2 innings (three hit batters and five home runs allowed) ... averaging 6.00 strikeouts and 3.78 walks per 9.0 innings pitched in his career ... unheralded recruit out of local St. Joseph's High School ... solid mechanics with a loose arm ... named to the Collegiate Baseball Newspaper Freshman All-America Team in 2009 ... one of 20 rookie pitchers and the only from any BIG EAST Conference school to make the squad ... carried a 3.433 cumulative GPA into the '11 spring semester.

SOPHOMORE SEASON (2010): Made 13 appearances on the mound in the spring and one start ... served as one of Notre Dame's top relievers ... went 1-1 with a 7.15 earned run average in 34.0 innings of work ... allowed 48 hits as his opponents batted .343 against him ... struck out 21 and walked 10 ... averaged 5.56 strikeouts and 2.65 walks per nine innings ... Notre Dame posted a 4-9 record when Richter pitched ... did not allow a run in four of 13 appearances... collected one hold (vs. Mississippi Valley State on Feb. 20) ... went 0-for-1 in save opportunities (vs. Central Michigan on May 12) ... inherited 10 base runners upon entering the game and only allowed three to score ... retired six of the 13 first batters he faced ... recorded one start on the year ... allowed three earned runs on five hits in 4.0 innings at Michigan on Apr. 20 (took the loss) ... struck out three and walked on in the outing against the Wolverines ... tied for fifth on the staff in games out of the bullpen (12) ... went 0-0 with a 8.84 ERA in six appearances (all in relief) in BIG EAST action ... allowed 29 hits in 18.1 innings of work as his opponents batted .372 against him ... struck out nine and walked seven ... went 1-1 with a 5.17 ERA in seven appearances (one start) in non-conference action ... allowed 19 hits in 15.2 innings of work as his opponents batted .306 against him ... struck out 12 and walked three ... went 0-0 with a 0.00 ERA in two appearances (both in relief) in the month of February ... allowed two hits in 1.0 inning of work as his opponents batted .500 against him ... struck out none and walked none ... went 1-0 with a 4.09 ERA in three appearances out of the bullpen in the month of March ... allowed 10 hits in 11.0 innings of work as his opponents batted .238 against him ... struck out 12 and walked three ... went 0-1 with a 9.56 ERA in five appearances (one start) in the month of April ... allowed 26 hits in 16.0 innings of work as his opponents batted .371 against him ... struck out eight and walked four ... went 0-0 with a 7.50 ERA in three appearances (all in relief) in the month of May ... allowed 10 hits in 6.0 innings of work as his opponents batted .417 against him ... struck out one and walked three ... went 1-0 with a 11.37 ERA in five appearances (all in relief) in home games ... allowed 26 hits in 12.2 innings of work as his opponents batted .441 against him ... struck out six and walked two ... went 0-1 with a 5.40 ERA in five appearances (one start) in away games ... allowed 19 hits in 18.1 innings of work as his opponents batted .271 against him ... struck out 14 and walked eight ... went 1-0 with a 4.82 ERA in four appearances out of the bullpen in Irish victories ... allowed 11 hits in 9.1 innings of work as his opponents batted .314 against him ... struck out five and walked two ... went 0-0 with a 6.54 ERA in six appearances (all in relief) in day games ...

RICHTER'S CAREER HIGHS

Innings Pitched (starter): 5.0, vs. Michigan-2 (April 22, 2009)
Innings Pitched (reliever): 4.2, at Georgetown (April 3, 2010)
Strikeouts: 6, vs. Northwestern (April 15, 2009)
Winning Streak: 3, March 18 - April 1, 2009

RICHTER'S CAREER STATS

OVERALL																							
Year	ERA	W	L	App	GS	CG	SHO	CBO	SV	IP	H	R	ER	BB	SO	2B	3B	HR	BF	B/Avg	WP	HBP	BK
2009	3.86	5	2	13	3	0	0	0	0	30.1	28	18	13	17	19	5	1	3	133	.248	2	1	1
2010	7.15	1	1	13	1	0	0	0	0	34.0	48	31	27	10	21	10	3	5	158	.343	0	5	0
TOTAL	5.60	6	3	26	4	0	0	0	0	64.1	76	49	40	27	40	15	4	8	291	.300	2	6	1

BIG EAST																							
Year	ERA	W	L	App	GS	CG	SHO	CBO	SV	IP	H	R	ER	BB	SO	2B	3B	HR	BF	B/Avg	WP	HBP	BK
2009	1.42	1	0	4	0	0	0	0	0	6.1	1	1	1	3	2	0	1	0	23	.059	0	1	0
2010	8.84	0	0	6	0	0	0	0	0	18.1	29	19	18	7	9	4	1	5	89	.372	0	2	0
TOTAL	6.93	1	0	10	0	0	0	0	0	24.2	30	20	19	10	11	4	2	5	112	.316	0	3	0

allowed 25 hits in 13.2 innings of work as his opponents batted .410 against him ... struck out five and walked five ... went 1-1 with a 4.87 ERA in seven appearances (one start) in night games ... allowed 23 hits in 20.1 innings of work as his opponents batted .291 against him ... struck out 16 and walked five ... went 0-1 with a 6.75 ERA in his only start ... allowed five hits in 4.0 innings of work as his opponents batted .313 against him ... struck out three and walked one ... went 1-0 with a 7.20 ERA in 12 appearances out of the Irish bullpen ... allowed 43 hits in 30.0 innings of work as his opponents batted .347 against him ... struck out 18 and walked seven ... left-handed hitters batted .350 (14-for-40) and right-handed hitters batted .340 (34-for-100) against him ... batters hit .359 (28-for-78) against him with runners on base and .323 (20-for-62) with the bases empty ... only nine of 31 batters reached base to lead off an inning against him ... season would have look remarkably different with the exclusion of outing against Rutgers on Apr. 10 ... rocked for 10 earned runs on 11 hits (both season-highs for an Irish pitcher), including four doubles and three home runs, in 3.0 innings of work ... struck out four and walked one in three consecutive outings against UTPA (Mar. 10), Ball State (Mar. 20) and USF (Mar. 27) ... tossed 3.1 scoreless innings of relief at USF on Mar. 27; allowed a pair of hits ... added 2.0 more scoreless innings of relief against Valparaiso on Apr. 28; struck out one and walked one ... tossed 2.0 scoreless innings of relief in final outing of the year against Louisville on May 22.

FRESHMAN SEASON (2009): Made 13 appearances on the mound in the spring, three of which were starts ... served as one of Notre Dame's mid-week starters and weekend reliever ... went 5-2 with a 3.86 earned run average in 30.1 innings of work ... allowed 28 hits as his opponents batted just .248 against him ... struck out 19 and walked 17 ... averaged 5.64 strikeouts and 5.04 walks per nine innings ... did not allow an earned run in five of 10 relief outings ... ranked among the top five on the staff in victories (fourth) ... Notre Dame posted a 9-4 record when Richter pitched ... went 1-0 with a 1.42 ERA in four appearances in BIG EAST action ... allowed one hit in 6.1 innings of work as his opponents batted .059 against him ... struck out two and walked three ... made career-debut against NCAA Super Regional qualifier Rice (tossed a scoreless inning of relief with one strikeout) ... tossed 3.0 innings against Grambling on March 11 (surrendered one earned run on four hits; struck out one) ... picked up first career victory against Valparaiso on March 18 (did not yield an earned run on one hit in 2.0 innings of work) ... registered second victory of the season against Central Michigan on March 24 (working 3.0 scoreless innings of relief; allowed two hits and struck out four) ... earned the victory for a third consecutive outing against Toledo on April 1 (allowed one earned run on three hits in 4.0 innings of work; struck out four and walked one) ... tossed 1.0 scoreless inning of relief at Cincinnati on April 11 ... was charged with the loss in first career start against Northwestern on April 15 (allowed two earned runs on six hits; struck out career-high six and walked three) ... earned his fourth victory of the year in a start against Michigan on April 22 (limited Wolverines to three earned runs on five hits in 5.0 innings to help Irish secure split of doubleheader; struck out one and walked three) ... tossed 3.0 hitless innings of relief against Louisville on April 26 to register the win (did walk three and struck out one) ... tossed 2.0 innings of relief against UConn on May 1 (surrendered one earned run on one hit; struck out one) ... retired the only batter he faced against USF on May 10 ... allowed one earned run on one hit in 2.0 innings of work against Illinois State on May 12 ... struggled in his start against Louisville in the BIG EAST tournament on May 20 (roughed up for seven runs, four earned, on four hits and two walks in 0.1 inning).

PREP & PERSONAL: Played during the 2007 season for St. Joseph's High School head coach John Gumpf (a former ND baseball volunteer assistant whose wife, Deanna Gumpf, is the ND softball head coach) ... earned honorable mention all-conference honors as a junior, after missing half the season due to a broken thumb ... also named second team all-conference as a sophomore ... started for the baseball and basketball teams throughout his first three years at St. Joe's ... helped lead baseball team to 2007 regional and sectional titles ... served as basketball team captain (also named defensive MVP) ... plays club baseball for Greenville Technology Incorporated (under head coach Joe Marker) ... received academic high honors throughout his high school career ... member of student government and the National Honor Society ... son of Patrick and Susan Richter ... his mother is the principal at St. Joseph's High School ... enrolled in Mendoza College of Business as a double major in accounting and computer application.

RICHTER'S CAREER STATS VS. BIG EAST (INCLUDES POSTSEASON)

	ERA	W-L	G	GS	CG	SHO	SV	IP	H	R-ER	BB-SO	B/AVG.
Cincinnati:	5.40	0-0	2	0	0	0/0	0	3.1	4	2-2	1-0	.364
Connecticut:	4.50	0-0	1	0	0	0/0	0	2.0	1	1-1	0-1	.167
Georgetown:	3.86	0-0	1	0	0	0/0	0	4.2	5	3-2	2-2	.278
Louisville:	6.75	1-1	3	1	0	0/0	0	5.1	6	7-4	5-1	.286
Rutgers:	30.00	0-0	1	0	0	0/0	0	3.0	11	10-10	0-2	.550
USF:	0.00	0-0	2	0	0	0/0	0	3.2	2	0-0	1-4	.154
West Virginia:	12.00	0-0	1	0	0	0/0	0	3.0	5	4-4	3-1	.417

#32 Alex Robinson

Dallas, TX
(First Baptist Academy)

JR	OF	B/R	5-11	170
----	----	-----	------	-----

AT NOTRE DAME: Two-year monogram winner enters his junior season with a .163 career batting average (7-for-43) ... has added 11 runs, two doubles, one RBI, four walks, one hit by pitch, three sacrifice bunts and no stolen bases (three attempts) in 31 games (nine starts) ... switch-hitter that can run very well and play all three outfield positions ... will most likely compete for playing time in center or right field due in part to a strong and accurate throwing arm ... projects into the leadoff role similar to former Irish shortstop Brett Lilley ... great contact hitter from both sides of the plate.

SOPHOMORE SEASON (2010): Appeared in 19 games and started eight in centerfield ... batted .176 (6-for-34) with nine runs scored, two doubles, one RBI ... added four walks, one hit by pitch, two sacrifice bunts and no stolen bases in one attempt ... recorded eight total bases, posted a .235 slugging percentage and .282 on-base percentage ... posted a .955 fielding percentage ... committed one error on 22 fielding chances with one assist and 20 putouts ... tied for third in games played off the bench ... saw action in five BIG EAST games off the bench ... went hitless in two at-bats with a walk and run scored ... hit .188 (6-for-32) with eight runs scored, two doubles, one RBI, three walks, one hit by pitch, two sacrifice bunts and no stolen bases in one attempt in non-conference games ... batted .000 (0-for-8) with two runs scored, one walk and one hit by pitch in the month of February ... hit .266 (6-for-23) with six runs scored, two doubles, one RBI, two walks and two sacrifice bunts in the month of March ... batted .000 (0-for-2) with a walk, run scored and no stolen bases in one attempt in the month of April ... hit .000 (0-for-1) in the month of May ... batted .000 (0-for-5) with one run scored and two walks in home games ... hit .286 (4-for-14) with four runs scored, one double, one RBI, one walk, one sacrifice bunt and no stolen bases in one attempt in road games ... batted .300 (3-for-10) with four runs scored, one double, two walks, one hit by pitch and two sacrifice bunts in Irish victories ... hit .125 (3-for-24) with four runs scored, one double, two walks, one hit by pitch and two sacrifice bunts in day games ... batted .300 (3-for-10) with five runs scored, one double, one RBI, two walks and no stolen bases in night games ... hit .200 (8-for-30) with eight runs scored, two doubles, one RBI, three walks, one hit by pitch and two sacrifice bunts in games started ... batted .000 (0-for-4) with one run scored, one walk and no stolen bases in one attempt in games off the bench ... hit .400 (4-for-10) against left-handed pitching ... batted .083 (2-for-24) against right-handed pitching ... hit .167 (3-for-18) with runners on base ... batted .188 (3-for-16) with the bases empty ... went 0-for-1 (.000) with the bases loaded ... hit .000 (0-for-3) as a pinch hitter ... batted .200 (2-for-10) with runners in scoring position ... successful on one of three RBI opportunities with a runner on third base and less than two outs ... advanced 10

ROBINSON'S CAREER HIGHS

At-bats: 5, at Texas-Pan American (March 9, 2010)
Runs: 4, at Texas-Pan American (March 9, 2010)
Hits: 3, at Texas-Pan American (March 9, 2010)
RBI: 1, at Texas-Pan American (March 9, 2010)
Doubles: 1, twice (last time vs. Gonzaga, March 13, 2010)
Triples: None
Home Runs: None
Total Bases: 4, at Texas-Pan American (March 9, 2010)
Walks: 1, four times (last time vs. St. John's, April 30, 2010)
Sac Hits: 1, three times (last time vs. Gonzaga, March 13, 2010)
Sac Flies: None
Stolen Bases: None
Hitting Streak: None

ROBINSON'S CAREER STATS

OVERALL																							
Year	AVG	GP-GS	AB	R	H	2B	3B	HR	RBI	TB	SLG%	BB	HBP	SO	GDP	OB%	SF	SH	SB-ATT	PO	A	E	FLD%
2009	.111	12-1	9	2	1	0	0	0	0	1	.111	0	0	3	0	.111	0	1	0-2	4	0	0	1.000
2010	.176	19-8	34	9	6	2	0	0	1	8	.235	4	1	7	3	.282	0	2	0-1	20	1	1	.955
TOTAL	.163	31-9	43	11	7	2	0	0	1	9	.209	4	1	10	3	.250	0	3	0-3	24	1	1	.962

BIG EAST																							
Year	AVG	GP-GS	AB	R	H	2B	3B	HR	RBI	TB	SLG%	BB	HBP	SO	GDP	OB%	SF	SH	SB-ATT	PO	A	E	FLD%
2009	.000	2-0	0	0	0	0	0	0	0	0	.000	0	0	0	0	.000	0	0	0-1	0	0	0	.000
2010	.000	5-0	2	1	0	0	0	0	0	0	.000	1	0	0	0	.333	0	0	0-0	0	0	0	.000
TOTAL	.000	7-0	2	1	0	0	0	0	0	0	.000	1	0	0	0	.333	0	0	0-1	0	0	0	.000



base runners on 21 attempts, good for a percentage of .476 ... scored a team season-high four runs at UTPA on Mar. 9 ... registered a pair multi-hit games, including a three-hit contest (Mar. 9 at UTPA) ... Notre Dame went 3-5 when Robinson started ... the Irish went 1-1 when Robinson led off and 2-4 when he hit second ... went 3-for-5 with an RBI double and four runs scored at UTPA on Mar. 9 ... went 2-for-3 with a double and run scored against Gonzaga on Mar. 13 ... went hitless in his final 10 at-bats of the season.

FRESHMAN SEASON (2009): Appeared in 11 games and started one for the Irish ... batted .111 (1-for-9) with two runs, one sacrifice bunt and no stolen bases (two attempts) ... saw action in two BIG EAST games and attempted a stolen base ... went 1-for-3 (.333) in pinch hit opportunities ... collected first and only hit of the season in a pinch-hitting opportunity against Dayton (Feb. 28) ... started all three games for the Gold during the 2008 Blue-Gold World Series ... batted .300 (3-for-10) with a sacrifice bunt and two RBI.

PREP & PERSONAL: Standout player at First Baptist Academy while rating as the sixth-best prep outfielder in the expansive state of Texas (per Perfect Game Crosschecker; as of Aug. '07) ... also was rated 25th overall among high school players in Texas ... named second team all-district and team MVP as a junior in 2007, after batting .543 (38-for-70) with 13 extra-base hits (2 HR, 3 3B, 8 2B), a .624 on-base pct., 27 stolen bases (in 28 att.), 31 RBI and 32 runs scored ... also served as 2007 team captain ... earned lofty 9.5 ratings during the Perfect Game National and Perfect Game Sunshine South Showcase (also named top prospect at that event), both in June of 2007 ... also was invited to the Headfirst Baseball Honor Roll Showcase (summer '07) ... selected for several top events during the fall/winter of 2006, including: the Perfect Game World Wood Bat Championship (18U); the Top Guns National College Prospect Camp; and the Perfect Game National Underclass Showcase (where he was named to the "top prospects" team) ... his strong showing at the 2006 USA Junior Olympic Tournament earned him an invitation to represent the United States at a tournament in the Dominican Republic ... had impressive performance at the 2006 Louisiana All-Star Tournament, earning him an invitation to represent Team Mid-America at the Blue Gray Classic ... also competed at the Perfect Game Academic Showcase and the Memorial Weekend Tournament, where he was named offensive MVP ... 3.85 cumulative GPA (member of academic honor roll and principal's award); Service Club; Senior Ambassador; and nominations for the National Youth Leadership Forum, for the National Student Leadership Conference and the Lead America Youth Leadership Conference ... full name is Alexander Michael Robinson ... son of Mike and Karon Robinson ... born Jan. 25, 1990 ... enrolled in Mendoza College of Business as a management-entrepreneurship major.

Student-Athletes



#52 Steve Sabatino

Lockport, IL
(Lockport Township)

JR	LHP	L/L	6-2	190
----	-----	-----	-----	-----



AT NOTRE DAME: Two-year monogram winner will miss the spring following offseason Tommy John surgery ... enters junior season with a 5.00 career ERA and 6-7 record, plus 86 strikeouts, 54 walks and 112 hits allowed (.275 opponent batting average) in 22 appearances (19 starts) and 104.1 innings (12 hit batters, six wild pitches, 10 home runs allowed) ... in BIG EAST games, owns a 6.48 career ERA and 2-4 record, plus 40 strikeouts, 25 walks and 60 hits allowed (.299 opponent batting average) in 10 appearances (nine starts) and 50.0 innings (four hit batters, one wild pitch, eight home runs allowed) ... averaging 7.42 strikeouts and 4.66 walks per 9.0 innings pitched in his career ... another stellar pitching prospect ... one of the top left-handed pitchers entering college in 2009 ... can throw three pitches for strikes and fast ball touches the low-90s ... registered a 3.208 GPA in the fall semester of 2010.

SOPHOMORE SEASON (2010): Made 15 appearances on the mound in the spring, 14 of which were starts ... served as Notre Dame's Saturday starter ... his 15 appearances were the sixth-most by any Irish pitcher ... his 14 starts were tied for the most on the staff ... went 3-7 with a 5.53 earned run average in 71.2 innings of work ... allowed 83 hits as his opponents batted .283 against him ... struck out 61 and walked 33 ... averaged nearly 5.0 innings per start in league games ... among hurlers with at least 54.0 innings (1.0 inning pitched per team game) on the staff, he ranked first in ERA, first in opponents batting average, first in strikeouts, first in strikeouts looking, second in fewest runs allowed, second in fewest earned runs allowed, second in innings pitched, second in winning percentage, second in home runs allowed, third in walks allowed, third in doubles allowed, tied for third in wins and tied for third in triples allowed ... went at least six innings in six of his 14 starts ... registered three quality starts (at least six innings and three earned runs or less), including two in consecutive outings against Villanova (May 15) and Louisville (May 22) to close the season ... averaged 7.66 strikeouts and 4.14 walks per nine innings ... Notre Dame posted a 5-9 record when Sabatino started ... went 2-4 with a 6.70 ERA in nine appearances (all starts) in BIG EAST action ... allowed 56 hits in 47.0 innings of work as his opponents batted .295 against him ... struck out 39 and walked 22 ... averaged nearly 5.1 innings per start in league games ... went 1-3 with a 3.28 ERA in six appearances (five starts) in non-conference action ... allowed 27 hits in 24.2 innings of work as his opponents batted .262 against him ... struck out 22 and walked 11 ... went 1-0 with a 1.29 ERA in two appearances (one start) in the month of February ... allowed two hits in 7.0 innings of work as his opponents batted .087 against him ... struck out nine and walked six ... went 0-3 with a 5.09 ERA in four appearances (all starts) in the month of March ... allowed 30 hits in 23.0 innings of work as his opponents batted .300 against him ... struck out 15 and walked seven ... went 2-2 with a 6.86 ERA in five appearances (all starts) in the month of April ... allowed 25 hits in 21.0 innings of work as his opponents batted .291 against him ... struck out 22 and walked 16 ... went 0-2 with a 6.10 ERA in four appearances (all starts) in the month of May ... allowed 26 hits in 20.2 innings of work as his opponents batted .310 against him ... struck out 15 and walked four ... went 0-4 with a 6.85 ERA in six appearances (all starts) in home games ... allowed 28 hits in 22.1 innings of work as his opponents batted .292 against him ... struck out 19 and walked 16 ... went 2-2 with a 5.93 ERA in five appearances (all starts) in away games ... allowed 36 hits in 30.1 innings of work as his opponents batted .293 against him ... struck out 26 and walked 10 ... went 3-0 with a 4.55 ERA in six appearances (five starts) in Irish victories ... allowed 31 hits in 31.2 innings of work as his opponents batted .256 against him ... struck out

SABATINO'S CAREER HIGHS

Innings Pitched (starter): 7.1, vs. Western Michigan (May 11, 2009)
Innings Pitched (reliever): 3.0, twice (last time vs. Louisville, May 20, 2009)
Strikeouts: 11, at Villanova (May 15, 2010)
Winning Streak: 4, March 11, 2009 - February 21, 2010

SABATINO'S CAREER STATS

OVERALL																							
Year	ERA	W	L	App	GS	CG	SHO	CBO	SV	IP	H	R	ER	BB	SO	2B	3B	HR	BF	B/Avg	WP	HBP	BK
2009	3.86	3	0	7	5	0	0	0	0	32.2	29	16	14	21	25	5	1	1	148	.254	5	4	0
2010	5.53	3	7	15	14	0	0	0	0	71.2	83	62	44	33	61	24	1	9	342	.283	1	8	0
TOTAL	5.00	6	7	22	19	0	0	0	0	104.1	112	78	58	54	86	29	2	10	490	.275	6	12	0

BIG EAST																							
Year	ERA	W	L	App	GS	CG	SHO	CBO	SV	IP	H	R	ER	BB	SO	2B	3B	HR	BF	B/Avg	WP	HBP	BK
2009	3.00	0	0	1	0	0	0	0	0	3.0	4	2	1	3	1	1	0	0	16	.364	0	0	0
2010	6.70	2	4	9	9	0	0	0	0	47.0	56	38	35	22	39	15	0	8	221	.295	1	4	0
TOTAL	6.48	2	4	10	9	0	0	0	0	50.0	60	40	36	25	40	16	0	8	237	.299	1	4	0

35 and walked 14 ... went 3-5 with a 5.26 ERA in 13 appearances (12 starts) in day games ... allowed 71 hits in 65.0 innings of work as his opponents batted .273 against him ... struck out 57 and walked 32 ... went 0-2 with a 8.10 ERA in two appearances (both starts) in night games ... allowed 12 hits in 6.2 innings of work as his opponents batted .364 against him ... struck out four and walked one ... made one appearance out of Irish bullpen and allowed one earned run in 4.0 innings of work against Penn State on Feb. 28 ... left-handed hitters batted .267 (24-for-90) and right-handed hitters batted .291 (59-for-203) against him ... batters hit .349 (44-for-126) against him with runners on base and .234 (39-for-167) with the bases empty ... only 21 of 79 batters reached base to lead off an inning against him ... limited Villanova to just two earned runs on seven hits in 6.1 innings on May 15 ... punched out a career-best 11 and walked two ... the 11 strikeouts were the most by a Notre Dame pitcher since David Phelps fanned 11 against Louisville on May 12, 2007 ... tossed 6.0 solid innings and limited the potent Louisville lineup to a pair of earned runs on five hits on May 22 ... struck out a pair and did not issue a walk in a no-decision ... notched back-to-back quality starts for the first time in his career (2.92 ERA over that stretch) ... did not walk a batter against the Cardinals, the third time in his career he did not allow a base on balls in a start ... after walking seven in 5.2 innings against Cincinnati on April 24, Sabatino walked just four in his next 20.2 innings (15 strikeouts) of work to lower his season walks per nine innings rate from 5.12 to 4.14 ... worked at least 6.0 innings in three consecutive starts for the first time in his career ... worked at least 5.0 innings in five straight outings against Kansas State (Mar. 06), Bradley (Mar. 11), Michigan State (Mar. 20), USF (Mar. 27) and Georgetown (Apr. 2) ... the third out of an inning eluded Sabatino all season, 37 of the 62 runs he surrendered crossed the plate with two outs, including 13 of the 18 unearned runs charged against the hurler.

FRESHMAN SEASON (2009): Made seven appearances on the mound in the spring, five of which were starts ... served as one of Notre Dame's mid-week starters ... went 3-0 with a 3.86 earned run average in 32.2 innings of work ... allowed 29 hits as his opponents batted just .254 against him ... struck out 25 and walked 21 ... went at least five innings in four of his five starts, including a career-best 7.1 innings of work against Western Michigan on May 11 (yielded three earned runs on eight hits; struck out four and walked one) ... averaged just over 5.1 innings per start ... averaged 6.89 strikeouts and 5.79 walks per nine innings ... ranked among the top five on the staff in games started (fourth), victories (fifth) and strikeouts (fifth) ... Notre Dame posted a 4-1 record when Sabatino started ... went 0-0 with a 3.00 ERA in one appearance in BIG EAST action ... allowed four hits in 3.0 innings of work as his opponents batted .364 against him ... struck out one and walked three ... struck out nine, the most by a Notre Dame freshman since 2002, en route to a victory in his first career start against Grambling on March 11 ... fell just shy of Chris Niesel's freshman record punch out performance of 10 against Southern Illinois on Feb. 24, 2002 ... surrendered one earned run on two hits in 5.0 innings of work ... did not render in the decision against Valparaiso on March 18 (yielded two earned runs on three hits in 5.1 innings of work; struck out four and walked three) ... struggled with his control in the start against Oakland on March 25 (allowed three earned runs on four hits and five walks in 4.0 innings of work; no decision) ... picked up the victory against Bowling Green on April 29 (surrendered three earned runs on four hits in 5.0 innings of work; struck out four and walked three) ... made two relief appearances ... tossed 3.0 innings in the regular season finale at St. John's (allowed one earned run on four hits and three walks; struck out one) ... worked another similar 3.0 innings out of the bullpen on May 20 against Louisville (surrendered one earned run on four hits and two walks; struck out three).

PREP & PERSONAL: An all-conference and all-area selection at Lockport Township High School, where he played for Steve Stanicek ... hit .327 as a junior while posting a 1.79 ERA and 57 strikeouts in 47 innings ... averaged 10.9 strikeouts per 9.0 innings ... has thrown his fastball in the low 90s ... invited to play in the Area Code Games ... also played for the Downers Grove Longshots (coached by Rob Rooney) ... played during the summer of 2006 for the Aurora Sparks U18 travel team that competed at the World Wood Bat Association tournament in East Cobb, Ga. ... his father, John Sabatino, played in the Chicago White Sox organization ... son of John and Deb Sabatino ... enrolled in Mendoza College of Business as a double major in information technology management and computer applications.


SABATINO'S CAREER STATS VS. BIG EAST (INCLUDES POSTSEASON)

	ERA	W-L	G	GS	CG	SHO	SV	IP	H	R-ER	BB-SO	B/AVG.
Cincinnati:	1.59	0-0	1	1	0	0/0	0	5.2	2	1-1	7-7	.111
Georgetown:	9.53	1-0	1	1	0	0/0	0	5.0	7	6-6	2-5	.292
Louisville:	3.00	0-0	2	1	0	0/0	0	9.0	9	4-3	2-5	.250
Rutgers:	27.00	0-1	1	1	0	0/0	0	2.2	8	8-8	4-4	.533
Seton Hall:	1.42	1-0	1	1	0	0/0	0	6.1	5	1-1	3-4	.217
St. John's:	8.44	0-1	2	1	0	0/0	0	5.1	9	8-5	4-1	.391
USF:	7.50	0-1	1	1	0	0/0	0	6.0	8	6-5	2-4	.308
Villanova:	2.84	0-0	1	1	0	0/0	0	6.1	7	2-2	2-11	.304
West Virginia:	9.00	0-1	1	1	0	0/0	0	6.0	9	6-6	1-2	.333

#14 Matt Scioscia

Westlake Village, CA
(Encino Crespi Carmelite)

SR	C/1B	R/R	6-1	240
----	------	-----	-----	-----



AT NOTRE DAME: Three-year monogram winner enters his senior season with a .281 career batting average, two home runs and 31 RBI ... has 11 runs scored, six doubles, 13 walks, three sacrifice flies and one sacrifice bunt in 72 games (34 starts) ... in BIG EAST games, owns a .256 career batting average, one home run and eight RBI ... has added two runs scored, two doubles and one walk in 23 games (nine starts) ... will play for the Irish at designated hitter or catcher (behind fellow senior Cameron McConnell and sophomore Joe Hudson) ... has a big, strong frame with good hands and ability to provide clutch hits ... a quality receiver behind the plate.

JUNIOR SEASON (2010): Appeared in 28 games and started 10, including eight at designated hitter and two at first base ... batted .288 (15-for-52) with two runs scored, two doubles and 12 RBI ... added seven walks, one hit by pitch, two sacrifice flies and one sacrifice bunt ... recorded 17 total bases, posted a .327 slugging percentage and .371 on-base percentage ... posted a 1.000 fielding percentage ... did not commit an error on 21 fielding chances and 21 putouts ... led the Irish in games played off the bench ... saw action in nine BIG EAST games and started one ... batted .200 (2-for-10) with an RBI ... hit .310 (13-for-42) with two runs scored, two doubles, 11 RBI, seven walks, one hit by pitch, two sacrifice flies and one sacrifice bunt in non-conference games ... batted .500 (4-for-8) with one run scored, one double, three RBI, five walks, one sacrifice fly and one sacrifice bunt in the month of February ... hit .206 (9-for-44) with one run scored, one double, eight RBI, two walks, one hit by pitch and one sacrifice bunt in the month of March ... batted .333 (2-for-6) in the month of April ... hit .500 (2-for-4) with an RBI in the month of May ... batted .235 (4-for-17) with one run scored and four RBI in home games ... hit .176 (3-for-17) with one RBI and two walks in road games ... batted .294 (5-for-17) with two runs scored, five RBI, two walks, one sacrifice fly and one sacrifice bunt in Irish victories ... hit .345 (10-for-29) with one run scored, two doubles, eight RBI, five walks, one hit by pitch, two sacrifice flies and one sacrifice bunt in day games ... batted .217 (5-for-23) with one run scored, four RBI and two walks in night games ... hit .222 (8-for-36) with two runs scored, two doubles, 11 RBI, four walks, one hit by pitch, two sacrifice flies and one

SCIOSCIA'S CAREER HIGHS

At-bats: 6, at Pittsburgh (March 29, 2009)
Runs: 2, vs. Michigan (May 11, 2008)
Hits: 3, vs. Michigan (May 11, 2008)
RBI: 4, vs. Bowling Green (April 29, 2009)
Doubles: 1, six times (last time vs. Kansas State, March 6, 2010)
Triples: None
Home Runs: 1, twice (last at Pittsburgh, March 28, 2009)
Total Bases: 4, twice (last at Pittsburgh, March 28, 2009)
Walks: 2, twice (last time at Texas-Pan American, March 9, 2010)
Sac Hits: 1, vs. Penn State (February 28, 2010)
Sac Flies: 1, three times (last time vs. Harvard, March 6, 2010)
Stolen Bases: None
Hitting Streak: 9, March 15 - April 4, 2009

SCIOSCIA'S CAREER STATS VS. BIG EAST (INCLUDES POSTSEASON)

	AVG.	GP-GS	AB	R	H	2B	3B	HR	RBI	BB	HBP	SB
Connecticut:	.000	1-1	1	0	0	0	0	0	0	1	0	0-0
Georgetown:	.000	1-0	1	0	0	0	0	0	0	0	0	0-0
Louisville:	.571	4-3	7	2	4	1	0	0	1	0	1	0-0
Pittsburgh:	.273	4-2	11	1	3	0	0	1	3	0	0	0-0
Rutgers:	.000	1-0	0	0	0	0	0	0	0	0	0	0-0
Seton Hall:	.500	2-0	2	0	1	0	0	0	1	0	0	0-0
St. John's:	.000	4-0	3	0	0	0	0	0	0	0	0	0-0
USF:	.188	6-4	16	0	3	1	0	0	1	0	0	0-0
Villanova:	.125	2-2	8	0	1	0	0	0	2	0	0	0-0
West Virginia:	.500	3-1	6	1	3	1	0	0	0	0	0	0-0

SCIOSCIA'S CAREER STATS

OVERALL																							
Year	AVG	GP-GS	AB	R	H	2B	3B	HR	RBI	TB	SLG%	BB	HBP	SO	GDP	OB%	SF	SH	SB-ATT	PO	A	E	FLD%
2008	.308	16-5	26	4	8	2	0	1	4	13	.500	3	0	7	0	.379	0	0	0-0	8	0	0	1.000
2009	.265	28-19	68	5	18	2	0	1	15	23	.338	3	1	8	0	.301	1	0	0-0	46	5	0	1.000
2010	.288	28-10	52	2	15	2	0	0	12	17	.327	7	1	9	3	.371	2	1	0-0	21	0	0	1.000
TOTAL	.281	72-34	146	11	41	6	0	2	31	53	.363	13	2	24	3	.341	3	1	0-0	75	5	0	1.000
BIG EAST																							
Year	AVG	GP-GS	AB	R	H	2B	3B	HR	RBI	TB	SLG%	BB	HBP	SO	GDP	OB%	SF	SH	SB-ATT	PO	A	E	FLD%
2008	.222	4-2	9	0	2	1	0	0	1	3	.333	0	0	1	0	.222	0	0	0-0	0	0	0	.000
2009	.292	10-6	24	2	7	1	0	1	6	11	.458	1	0	5	0	.320	0	0	0-0	3	0	0	1.000
2010	.200	9-1	10	0	2	0	0	0	1	2	.200	0	0	4	0	.200	0	0	0-0	2	0	0	1.000
TOTAL	.256	23-9	43	2	11	2	0	1	8	16	.372	1	0	10	0	.273	0	0	0-0	5	0	0	1.000

Student-Athletes


sacrifice bunt in games started ... batted .438 (7-for-16) with one RBI and three walks in games off the bench ... hit .200 (3-for-15) against left-handed pitching ... batted .324 (12-for-37) against right-handed pitching ... hit .289 (11-for-38) with runners on base ... batted .286 (4-for-14) with the bases empty ... went 1-for-2 (.500) with the bases loaded ... hit a team-best .429 (6-for-14) as a pinch hitter ... led the Irish in pinch hits and pinch hit at-bats ... batted .296 (8-for-27) with runners in scoring position ... successful on six of eight RBI opportunities with a runner on third base and less than two outs ... advanced 26 base runners on 44 attempts, good for a percentage of .591 ... totaled four RBI and batted .280 (7-for-25) with two outs ... registered three multi-hit games (Feb. 28 vs. Penn State, Mar. 06 vs. Harvard and Apr. 21 vs. Michigan) ... recorded three multi-RBI games, including a pair of three-RBI contests (Mar. 06 vs. Harvard and Mar. 23 vs. Ball State ... Notre Dame went 3-7 when Scioscia started, including 1-1 at first base and 2-6 at designated hitter ... the Irish went 2-4 when Scioscia batted third and 1-3 when he hit cleanup ... registered a five-game hitting streak against Ohio State on Feb. 27, Penn State on Feb. 28, Harvard on Mar. 06, Kansas State on Mar. 06 and Stetson on Mar. 07 ... batted .389 (7-for-18) with a run scored, seven RBI, two doubles, two walks and two sacrifice flies in the streak ... in first career start at first base, went 1-for-4 with a run scored and three RBI, including a two-run single in the six-run second inning, against Ball State on Mar. 23.

SOPHOMORE SEASON (2009): Appeared in 28 games and started 19 for the Irish, primarily at designated hitter (10 starts) and catcher (nine starts) ... batted .265 (18-for-68) with one home run and 15 RBI ... added five runs scored, two doubles, three walks and one sacrifice fly ... did not ground into a double play in 68 at bats ... recorded 23 total bases, posted a .338 slugging percentage and .301 on-base percentage ... batted .344 (11-for-32) against left-handed pitching ... batted .310 (9-for-29) with the bases empty ... hit .400 (2-for-5) with the bases loaded ... was 7-for-9 in RBI opportunities with a runner on third base and less than two outs ... registered one multi-hit game (April 29 vs. Bowling Green) ... recorded three multi-RBI games, including one four-RBI games (April 29 vs. Bowling Green) ... Notre Dame went 13-6 when Scioscia started, including 7-3 when he started at designated hitter, 6-3 when he started at catcher ... batted .250 (15-for-60) with 11 RBI in games started ... went 3-for-8 (.273) with a run scored, home run and four RBI off the bench, including 2-for-5 (.400) as a pinch hitter ... hit .292 (7-for-24) with one home run and six RBI in 10 BIG EAST games (six starts) ... added two runs scored, one double and one walk ... recorded 11 total bases, posted a .458 slugging percentage and .320 on-base percentage ... batted .333 (4-for-12) against left-handed pitching ... hit .313 (5-for-16) with runners on base ... batted .400 (4-for-10) with two outs ... recorded a career-best nine-game hitting streak from March 15-April 4 ... registered one hit in each of the nine games ... started all three games for the victorious Blue squad at catcher during the 2008 Blue-Gold World Series ... batted .250 (2-for-8) with three walks, two runs scored and two RBI ... spent the 2008 summer with the Conejo Oaks of the California Collegiate Baseball League, along with current Irish teammates senior OF Brayden Ashdown and senior INF Ryne Intlekofer ... played in 44 games and started 43 (second-most on squad) ... batted .281 with 13 doubles, one triple and 31 RBI ... led team in hits (tied with 45), doubles, RBI and walks (tied with 17) ... led the league in doubles and tied for second in RBI.

FRESHMAN SEASON (2008): Saw action in 16 games, including five starts (all of which took place over Notre Dame's last six games of the season) ... each of the five starts came at designated hitter ... hit in the cleanup spot twice, seventh twice and eighth once ... batted .308 with a home run and four RBI ... added four runs scored,

two doubles and three walks ... recorded two multi-hit games, including a two-hit affair and three-hit outing ... registered one multi-RBI game ... ended the season with a personal-best two-game hitting streak ... hit .222 (2-for-9) with an RBI in BIG EAST action ... did not see any action in the season opener against Liberty, but pinch hit against both Iowa (Feb. 23) and Albany (Feb. 24) ... drew an intentional walk in his first career at-bat against Iowa ... went hitless in his first five career at-bats (seven plate appearances) before belting a three-run home run for his first career hit against Mississippi Valley State on April 30 ... made his first career start in an Irish uniform on May 13 against #17 Michigan ... went 3-for-4 with a couple runs scored ... he became the first Irish freshman to make his first career start in the cleanup spot since Brett Weiss on February 24, 2002 against Southern Illinois ... started each of the last four games of the season ... batted .267 (4-for-15) with a pair of doubles, RBI and run scored over the stretch ... batted .368 (7-for-19) in his five starts, as opposed to .143 (1-for-7) when coming off the bench ... did not commit an error in eight fielding chances at first base ... played for victorious Gold team in the 2007 Blue-Gold World Series (0-for-5, R, BB, K).

PREP & PERSONAL: Power-hitting addition who has family ties to the big leagues, as his father Mike Scioscia enjoyed a 15-year career as a catcher in the majors and is current manager of the Los Angeles Angels of Anaheim ... selected by the Angels in the 41st round of the '07 MLB draft - but would have been drafted much higher if not for his strong commitment to Notre Dame ... two-sport standout (football/baseball) at Crespi Carmelite HS ... named to '07 Playstation All-America team and went on to collect pair of RBI in All-America game (Albuquerque, N.M.) ... wore his father's number (14) at All-America Game (Mike Scioscia played for the Albuquerque Dukes from '79-'80 and managed the team in '99) ... ranked third among league leaders in RBI (31) while helping lead Crespi to CIF state semifinals ... hit .323 with team-best 10 doubles and pair of home runs as a senior ... had three hits in Celts' semifinal loss to Loyola (3-2, in 8 innings), with Crespi finish 24-6-1 (league champs) ... Crespi beat West Covina in first round (3-2), Corona del Mar in second round (19-4) and California in quarterfinals (8-5) ... hit mammoth home run vs. Loyola earlier in '07 ... saw each of his fellow seniors be drafted and signed by major D-I programs ... hit .280 in summer of '07 with California Oaks wood-bat team ... played in '07 high school season alongside Nikolai Bonds, son of Barry Bonds ... ranked among league's top-10 in RBI and runs as a junior in '06, helping lead team to CIF state playoffs ... hit leader for Crespi team that won Southern California VIBL summer-league title ... selected to play on '06 L.A. Angels Elite baseball team and St. Louis Cardinal Elite ... named second team all-league as defensive end on '05 Crespi football team ... helped football team win '04 and '05 CIF divisional titles ... named to all-academic teams in football ('05) and baseball ('05, '06) ... member of National Honor Society and California Scholarship Federation ... received foreign language award for Latin and outstanding scholar award ... his great uncle, Lou Scioscia, played football at Duke ('46-'49) ... hails from same hometown (Westlake Village, Calif.) as former Notre Dame women's soccer midfielder Ashley Jones and former Irish quarterback Jimmy Clausen ... full name is Matthew Michael Scioscia ... son of Mike and Anne Scioscia ... has been credited with having a sense of leadership that is similar to his father's ... the elder Scioscia was touted as one of the best defensive catchers ever to play the game and, arguably, the best ever at blocking home plate ... Mike Scioscia played with the Dodgers from 1980-92 (he later was named American League Manager of the Year while guiding the 2002 Angels to the World Series title) ... born Sept. 20, 1988, in Claremont, Calif. ... enrolled in the College of Arts and Letters as a sociology major.



#15 Greg Sherry



Mendham, NJ
(Delbarton)

SR	INF	R/R	5-10	185
----	-----	-----	------	-----

AT NOTRE DAME: Three-year monogram winner enters his senior season with a .270 career batting average, two home runs and 38 RBI ... has added 76 runs, 18 doubles, 51 walks, four sacrifice flies, 19 sacrifice bunts and one stolen base (four attempts) in 144 games (129 starts) ... in BIG EAST action, owns a .251 career batting average, one home run and 21 RBI ... has added 34 runs, eight doubles, 23 walks, two sacrifice flies, eight sacrifice bunts and one stolen base (three attempts) in 70 games (64 starts) ... could see time at either second base or third base with the Irish ... a sure-handed defensive player with active feet, good range, quick transfer and a strong arm ... a high-motor player who can make positive impact for his team on several levels ... a tough out who consistently puts the ball in play, with good bat speed and ability to spray the ball from gap-to-gap ... carried a 3.185 cumulative GPA into the '11 spring semester.

JUNIOR SEASON (2010): Appeared in 41 games and started 31, including 28 at third base and three at second base ... batted .202 (21-for-104) with 12 runs scored, three doubles and six RBI ... added five walks, one hit by pitch, one sacrifice fly and six sacrifice bunts ... recorded 24 total bases, posted a .231 slugging percentage and .243 on-base percentage ... posted a .941 fielding percentage ... committed six errors on 101 fielding chances with 64 assists, 31 putouts and participated in seven double plays ... ranked second on the team sacrifice bunts, fourth in assists, fourth in double plays and tied for fifth in games played off the bench ... saw action in 19 BIG EAST games and started 15 ... batted .208 (10-for-48) with six runs scored, one double, four RBI and two walks ... recorded 11 total bases, posted a .229 slugging percentage and .240 on-base percentage ... hit .196 (11-for-56) with six runs scored, two doubles, two RBI, three walks, one hit by pitch, one sacrifice fly and six sacrifice bunts in non-conference games ... batted .333 (5-for-15) with two runs scored, two doubles, one RBI, two walks and one sacrifice bunt in the month of February ... hit .200 (7-for-35) with two runs scored, one double, one RBI, one walk and three sacrifice bunts in the month of March ... batted .160 (4-for-25) with six runs scored, three RBI, one walk, one hit by pitch, one sacrifice fly and two sacrifice bunts in the month of April ... hit .172



SHERRY'S CAREER HIGHS

At-bats: 6, twice (last time at Villanova, April 13, 2008)
Runs: 5, at Georgetown (March 20, 2008)
Hits: 4, at Georgetown (March 20, 2008)
RBI: 3, vs. Central Michigan (March 24, 2009)
Doubles: 2, at Pittsburgh (March 29, 2009)
Triples: None
Home Runs: 1, twice (last time at Connecticut, May 5, 2008)
Total Bases: 5, twice (last time at Pittsburgh, March 29, 2009)
Walks: 3, vs. Texas-Pan American (March 15, 2009)
Sac Hits: 2, at West Virginia (April 18, 2008)
Sac Flies: 1, four times (last time vs. Michigan, April 21, 2010)
Stolen Bases: None
Hitting Streak: 6, twice (last time March 24 - April 1, 2009)

SHERRY'S CAREER STATS VS. BIG EAST (INCLUDES POSTSEASON)

	AVG.	GP-GS	AB	R	H	2B	3B	HR	RBI	BB	HBP	SB
Cincinnati:	.269	8-7	26	2	7	1	0	0	4	1	0	0-0
Connecticut:	.136	6-5	22	1	3	0	0	1	2	1	0	0-0
Georgetown:	.308	4-4	13	5	4	1	0	0	3	2	2	0-0
Louisville:	.259	9-9	27	4	7	0	0	0	1	3	0	0-0
Pittsburgh:	.368	5-5	19	4	7	2	0	0	1	2	0	0-0
Rutgers:	.111	4-3	9	1	1	1	0	0	0	2	1	0-0
Seton Hall:	.111	4-3	9	1	1	0	0	0	0	0	1	0-0
St. John's:	.256	11-11	39	7	10	0	0	0	5	3	0	0-1
USF:	.300	10-9	20	7	6	2	0	0	2	7	1	1-1
Villanova:	.250	8-8	28	4	7	1	0	0	4	3	1	0-0
West Virginia:	.208	8-7	24	3	5	0	0	0	2	4	0	0-0

SHERRY'S CAREER STATS

OVERALL																							
Year	AVG	GP-GS	AB	R	H	2B	3B	HR	RBI	TB	SLG%	BB	HBP	SO	GDP	OB%	SF	SH	SB-ATT	PO	A	E	FLD%
2008	.315	47-42	143	27	45	9	0	2	14	60	.420	17	4	23	4	.400	1	8	1-3	26	82	8	.931
2009	.273	56-56	176	37	48	6	0	0	18	54	.307	29	4	25	8	.384	2	5	0-1	80	150	13	.947
2010	.202	41-31	104	12	21	3	0	0	6	24	.231	5	1	22	1	.243	1	6	0-0	31	64	6	.941
TOTAL	.270	144-129	423	76	114	18	0	2	38	138	.326	51	9	70	13	.357	4	19	1-4	137	296	27	.941

BIG EAST																							
Year	AVG	GP-GS	AB	R	H	2B	3B	HR	RBI	TB	SLG%	BB	HBP	SO	GDP	OB%	SF	SH	SB-ATT	PO	A	E	FLD%
2008	.299	26-24	87	16	26	4	0	1	10	33	.379	10	4	13	3	.392	1	5	1-2	14	47	3	.953
2009	.225	25-25	80	12	18	3	0	0	7	21	.263	11	2	11	4	.330	1	3	0-1	41	72	7	.942
2010	.208	19-15	48	6	10	1	0	0	4	11	.229	2	0	10	0	.240	0	0	0-0	16	30	2	.958
TOTAL	.251	70-64	215	34	54	8	0	1	21	65	.302	23	6	34	7	.337	2	8	1-3	71	149	12	.948

Student-Athletes

(5-for-29) with two runs scored, one RBI and one walk in the month of May ... batted .216 (8-for-37) with six runs scored, three RBI, one walk, one hit by pitch, one sacrifice fly and one sacrifice bunt in home games ... hit .125 (4-for-32) with two runs scored, one double, two RBI, two walks and two sacrifice bunts in road games ... batted .208 (10-for-48) with nine runs scored, two doubles, four RBI, three walks, one hit by pitch and one sacrifice fly in Irish victories ... hit .242 (16-for-66) with six runs scored, two doubles, two RBI, three walks and three sacrifice bunts in day games ... batted .132 (5-for-38) with six runs scored, one double, four RBI, two walks, one hit by pitch, one sacrifice fly and three sacrifice bunts in night games ... hit .204 (20-for-98) with 12 runs scored, three doubles, six RBI, five walks, one hit by pitch, one sacrifice fly and six sacrifice bunts in games started ... batted .167 (1-for-6) in games off the bench ... hit .200 (6-for-30) against left-handed pitching ... batted .203 (15-for-74) against right-handed pitching ... hit .200 (9-for-45) with runners on base ... batted .203 (12-for-59) with the bases empty ... hit .000 (0-for-2) as a pinch hitter ... batted .179 (5-for-28) with runners in scoring position ... successful on two of two RBI opportunities with a runner on third base and less than two outs ... advanced 24 base runners on 55 attempts, good for a percentage of .436 ... totaled two RBI and batted .222 (8-for-36) with two outs ... registered four multi-hit games against Ohio State on Feb. 27, Pacific on Mar. 14, St. John's on Apr. 30 and Villanova on May 16 ... Notre Dame went 14-17 when Sherry started, including 12-16 at third base and 2-1 at second base ... the Irish went 14-17 when Sherry batted ninth ... collected

RBI against Mississippi Valley State on Feb. 20, USF on Mar. 27, Michigan on Apr. 21, Cincinnati on Apr. 24, St. John's on Apr. 30 and Villanova on May 16 ... scored multiple runs versus Toledo on Apr. 27 and St. John's on Apr. 30.

SOPHOMORE SEASON (2009): Appeared in 56 games and started 56 for the Irish, primarily at third base (30 starts) and second base (25 starts) ... also made one start as shortstop ... batted .273 (48-for-176) with no home runs and 18 RBI ... added 37 runs scored, six doubles, 29 walks, two sacrifice flies, five sacrifice bunts and no stolen bases (one attempt) ... did ground into eight double plays in 176 at bats ... recorded 54 total bases, posted a .307 slugging percentage and .384 on-base percentage ... batted .276 (34-for-123) against right-handed pitching and .264 (14-for-53) against left-handed pitching ... batted .271 (23-for-85) with runners on base ... hit .268 (15-for-56) with runners in scoring position ... batted .267 (16-for-60) with two outs ... totaled five two-out RBI ... ranked among the top five on the squad in fielding assists (second), fielding double plays (third), games played (third), games started (third), walks (third), fielding chances (third), sacrifice bunts (fourth), runs scored (fourth), plate appearances (fourth), on-base percentage (fifth) and at bats (fifth) ... registered 11 multi-hit games, including six three-hit games (Feb. 28 vs. Dayton; March 8 vs. Washington State; March 24 vs. Central Michigan; March 28-29 at Pittsburgh; April 26 at Louisville) ... recorded three multi-RBI games, including one three-RBI games (March 24 vs. Central Michigan) ... Notre Dame went 33-23 when Sherry started, including 18-12 when he started at third base, 15-10 when he started at second base and 0-1 when he started at shortstop ... hit .225 (18-for-80) with seven RBI in 25 BIG EAST games (25 starts) ... added 12 runs scored, three doubles, 11 walks, one sacrifice fly, three sacrifice bunts and no stolen bases (one attempt) ... recorded 21 total bases, posted a .263 slugging percentage and .330 on-base percentage ... batted .304 (7-for-23) against left-handed pitching ... ranked among the top five on the squad in fielding assists (second), fielding double plays (third), fielding chances (fourth), games played (fifth), games started (fifth), plate appearances (fifth) and at bats (fifth) ... opened with at least one hit in five of the first six games for the Irish, including a three-hit game against Dayton on Feb. 28 (went 3-for-4 with a walk, double, RBI and three runs scored) ... registered a five-game hitting streak from March 8-March 14 ... streak opened with a three-hit game against NCAA tournament participant Washington State (went 3-for-4 with a double and run scored) ... recorded back-to-back multi-hit games against Ball State on March 17 (went 2-for-4 with two runs scored) and Valparaiso on March 18 (went 2-for-4 with an RBI and run scored) ... posted a season-high six-game hitting streak from March 24-April 1, including a trio of three-hit games ... went 3-for-5 with a run scored and three RBI against Central Michigan on March 24 ... back-to-back three-hit outings at Pittsburgh on March 28-29 ... batted .500 (7-for-14) with an RBI, two doubles and five runs scored in the series with the Panthers ... streak ended following a 2-for-4 effort with a run scored and double against Toledo on April 1 ... collected three hits and scored three runs at Louisville on April 26 ... struggled over Notre Dame's final 18 games of the season ... batted just .111 (6-for-54) with five RBI and nine runs scored over the span ... started all three games at third base for the Blue squad in the 2008 Blue-Gold World series ... batted

.250 (2-for-8) with a triple, RBI and three runs scored ... did not commit an error in nine fielding chances and registered seven assists in the series.

FRESHMAN SEASON (2008): Started two games in the 2007 Blue-Gold World Series ... batted .200 (1-for-5) with a walk ... saw action in 47 games, including 42 starts during the spring season ... 41 starts came at third base (other start came at second base) ... hit ninth in the order in 41 of his 42 starts (hit in eighth spot in other start) ... batted .315 with two home runs and 14 RBI ... added 27 runs scored, nine doubles, 17 walks, eight sacrifice bunts and one stolen base ... committed eight errors and registered a .931 fielding percentage ... ranked fourth on the squad in batting, fifth in slugging percentage, fourth in on-base percentage, third in sacrifice bunts and third in defensive assists ... recorded 12 multi-hit games, including seven with two hits, four with three and one with four ... registered a pair of multi-RBI games ... recorded a personal best six-game hitting streak from Apr. 8 through April 15 ... hit .299 with a home run and 10 RBI in BIG EAST action ... did not see any action in the first two games of the season, but came off the bench with a pinch-hit single in his first career at-bat against Albany on Feb. 24 (came around to score) ... picked up his first career start on March 6 against Lehigh and went 2-for-4 with a double ... added another multi-hit game the following day against

Texas A&M Corpus Christi with a pair of singles and drew a walk ... belted his first career home run, a solo shot, in the victory over South Alabama on March 8 (went 1-for-4 with two runs scored) ... registered a then-career-high three hits and three runs scored in the rout of Buffalo on March 14 (went 3-for-3 with a walk) ... exploded, as did most of the Irish lineup, in the 25-1 rout of Georgetown on March 20 ... went 4-for-6 with a double, two RBI and five runs scored ... the five runs scored were tied for the most by any Notre Dame player in 2008 ... after going hitless in his next four games following the four-hit affair, proceeded to record hits in 11 of his next 14 games (March 20 through April 19) which included the career-best six-game hitting streak ... hit .354 over the stretch (17-for-48) with four doubles, six RBI and seven runs scored ... went 3-for-3 with a run scored against St. John's on April 26 ... struggled over the following seven games ... batted .086 (2-for-23) with a run scored, home run and two RBI ... batting average slipped below .300 just twice the entire season (May 9 and 10) ... finished the season on a positive note ... picked up hits in five of his last seven games, including a pair of multi-hit affairs ... hit .470 (8-for-17) over the stretch with two RBI, three doubles and seven runs scored ... went 2-for-4 with a double, RBI and run scored against Western Michigan on May 12 ... went 3-for-4 with a double and three runs scored at USF on May 17 ... hit .250 (1-for-4) with a RBI, two runs scored and three walks over two starts at the 2008 BIG EAST Tournament ... went 1-for-3 with a run scored and RBI against West Virginia on May 21.



PREP & PERSONAL: Hit .425 as a senior at Delbarton High School (10 doubles, 21 stolen bases) while earning second team all-state, all-county, first team all-conference and team MVP honors for team that went 21-4 and won conference title (county finalist) ... served as '07 team captain ...

played in 2007 state all-star game ... did not play '07 summer baseball, due to shoulder injury ... named an alternate to 2006 USA Baseball Junior National Team ... ranked #35 at '06 Perfect Game National Top-200 event ... one of 32 selected for Cape Cod High School Classic ... named to USA Baseball Tournament of Stars ... invited to AFLAC Camp ... rated #5 position player (#17 overall) at PG Northeast Top Prospects ... played for Team New Jersey at Perfect Game Top Prospects Tournament ... earned all-conference, all-area and all-county as a sophomore (catcher) and junior (shortstop) at DHS ... helped team win '05 and '06 conference titles and reach state semifinals in his junior season ('05) ... homered in his first varsity at-bat ('05) ... played summer ball with South Florida Bandits ... was rated by Perfect Game as #200 overall prospect for 2007 MLB draft but was not selected, due to his strong commitment to play for Notre Dame ... member of National Honor Society and a highest honors student, also earning Leadership Award and serving as middle-school mentor ... his sister, Katelyn, was an All-America sabre fencer at the University of Pennsylvania ... born Oct. 6, 1988, in Morristown, N.J. ... son of Greg and Mary Sherry ... full name is Gregory John Sherry ... enrolled in Mendoza College of Business as a finance major.

Verona, NJ
(Seton Hall Prep)

JR	LHP	L/L	5-10	170
----	-----	-----	------	-----

AT NOTRE DAME: Two-time monogram winner that enters his junior season with a 5.98 career ERA and 1-4 record, plus 32 strikeouts, 17 walks and 38 hits allowed (.262 opponent batting average) in 36 appearances (two starts) and 40.2 innings (three hit batters, 10 wild pitches, three home runs allowed) ... in BIG EAST action, owns a 5.91 career ERA and 1-1 record, plus eight strikeouts, 14 walks and nine hits allowed (.265 opponent batting average) in 13 appearances (no starts) and 10.2 innings (one hit batter, three wild pitches, one home run allowed) ... averaging 7.08 strikeouts and 8.19 walks per 9.0 innings pitched in his career ... another stellar pitching prospect ... comes from a winning scholastic program ... not necessarily a crafty left-hander as he can run his fast ball into the high-80s ... owns a devastating breaking ball ... fields position well and controls the running game.

SOPHOMORE SEASON (2010): Made 23 appearances out of the Irish bullpen ... served as the top left-handed reliever ... his 23 appearances were the second-most by any pitcher on the staff ... went 0-3 with a 7.59 earned run average... allowed 21 hits in 21.2 innings of work as his opponents batted .273 against him ... struck out 20 and walked 21 ... ranked second in relief appearances and third in games finished ... averaged 8.44 strikeouts and 8.86 walks per nine innings ... owns the highest strikeout per nine inning ratio of any returning pitcher ... Notre Dame posted a 8-15 record when Spano pitched... did not allow a run in 14 of 23 appearances... collected a team-high tying four holds (vs. Mississippi Valley State on Feb. 20; vs. Gonzaga on Mar. 13; vs. Rutgers on Apr. 9; at Seton Hall on Apr. 17) ... inherited 14 base runners upon entering the game and only allowed five to score ... retired 15 of the 23 first batters he faced ... went 0-1 with a 7.27 ERA in eight appearances (all in relief) in BIG EAST action ... allowed eight hits in 8.2 innings of work as his opponents batted .276 against him ... struck out seven and walked 10 ... went 0-2 with a 7.82 ERA in 15 appearances (all in relief) in non-conference action ... allowed 13 hits in 12.2 innings of work as his opponents batted .271 against him ... struck out 13 and walked 11 ... went 0-0 with a 0.00 ERA in three appearances (all in relief) in the month of February ... allowed no hits in 1.2 innings of work as his opponents batted .000 against him ... struck out two and walked one ... went 0-2 with a 3.38 ERA in nine appearances (all in relief) in the month of March ... allowed four hits in 8.0 innings of work as his opponents batted .167 against him ... struck out seven and walked nine ... went 0-1 with a 4.70 ERA in eight appearances (all in relief) in the month of April ... allowed eight hits in 7.2 innings of work as his opponents batted .276 against him ... struck out eight and walked six ... went 0-0 with a 24.75 ERA in three appearances (all in relief) in the month of May ... allowed nine hits in 4.0 innings of work as his opponents batted .474 against him ... struck out three and walked five ... went 0-1 with a 9.00 ERA in nine appearances (all in relief) in home games ... allowed 13 hits in 9.0 innings of work as his opponents batted .342 against him ... struck out eight and walked six ... went 0-1 with a 10.80 ERA in seven appearances (all in relief) in away games ... allowed seven hits in 6.2 innings of work as his opponents batted .333 against him ... struck out eight and walked 12 ... went 0-0 with a 1.42 ERA in eight appearances (all in relief) in Irish victories ... allowed five hits in 6.1 innings of work as his opponents batted .208 against him ... struck out eight and walked four ... went 0-3 with a 6.23 ERA in 14 appearances (all in relief) in day games ... allowed 10 hits in 13.0 innings of work as his opponents batted .222

SPANO'S CAREER HIGHS

Innings Pitched (starter): 5.1, vs. Trinity (March 14, 2009)
Innings Pitched (reliever): 4.0, vs. Rice (March 7, 2009)
Strikeouts: 5, vs. Toledo (April 27, 2010)
Winning Streak: None

SPANO'S CAREER STATS

OVERALL																							
Year	ERA	W	L	App	GS	CG	SHO	CBO	SV	IP	H	R	ER	BB	SO	2B	3B	HR	BF	B/Avg	WP	HBP	BK
2009	4.19	1	1	13	2	0	0	0	0	19.1	17	12	9	16	12	3	0	2	89	.250	1	2	1
2010	7.59	0	3	23	0	0	0	1	0	21.1	21	20	18	21	20	4	0	1	106	.273	9	1	2
TOTAL	5.98	1	4	36	2	0	0	1	0	40.2	38	32	27	37	32	7	0	3	195	.262	10	3	3

BIG EAST																							
Year	ERA	W	L	App	GS	CG	SHO	CBO	SV	IP	H	R	ER	BB	SO	2B	3B	HR	BF	B/Avg	WP	HBP	BK
2009	0.00	1	0	5	0	0	0	0	0	2.0	1	1	0	4	1	1	0	0	9	.200	0	0	0
2010	7.27	0	1	8	0	0	0	0	0	8.2	8	7	7	10	7	3	0	1	43	.276	3	1	0
TOTAL	5.91	1	1	13	0	0	0	0	0	10.2	9	8	7	14	8	4	0	1	52	.265	3	1	0

against him ... struck out nine and walked 11 ... went 0-0 with a 9.72 ERA in nine appearances (all in relief) in night games ... allowed 11 hits in 8.1 innings of work as his opponents batted .344 against him ... struck out 11 and walked 10 ... left-handed hitters batted .267 (8-for-30) against him ... right-handed hitters batted .277 (13-for-47) against him ... batters hit .222 (10-for-45) against him with runners on base ... batters hit .344 (11-for-32) with the bases empty... batters hit .286 (8-for-28) with two outs ... registered four consecutive scoreless and hitless appearances against Mississippi Valley State on Feb. 20 and Feb. 21, Penn State on Feb. 28 and Harvard on Mar. 6 ... totaled 2.2 innings of work, two strikeouts and one walk during the stretch ... walked two and surrendered one earned run in 1.0 inning on two hits at UTPA on Mar. 9, but rebounded with three straight appearances without allowing an earned run (Mar. 10 vs. UTPA, Mar. 12 vs. Gonzaga and Mar. 14 vs. Pacific) ... worked back-to-back scoreless outings against UIC on Mar. 24 and USF on Mar. 26 ... registered three consecutive scoreless and hitless outings versus Rutgers on Apr. 9 and Apr. 11 and Seton Hall on Apr. 17 ... added two more scoreless relief appearances versus Toledo on Apr. 27 and St. John's on May 1 ... each of his outings against the Rockets and Red Storm lasted 3.0 innings ... struck out career-high five in 3.0 innings of work against the Rockets ... struggled over his final two appearances with a nagging injury (allowed 11 earned runs on six hits in 1.0 inning) against West Virginia on May 8 and Central Michigan on May 12.

FRESHMAN SEASON (2009): Made 13 appearances on the mound in the spring, two were starts ... went 1-1 with a 4.19 earned run average in 19.1 innings of work ... allowed 17 hits as his opponents batted .250 against him ... struck out 12 and walked 16 ... went at least five innings in one of his two starts, including a career-best 5.1 innings against Trinity on March 14 (allowed three earned runs on six hits; struck out three and walked four) ... right-handed hitters batted .184 (7-for-38) against him ... averaged 5.58 strikeouts and 7.45 walks per nine innings ... Notre Dame posted a 2-0 record when Spano started ... did not allow any runs in eight of 11 relief appearances ... made first career appearance on Feb. 22 against Purdue (0.2 scoreless innings of relief with one strikeout and one walk) ... struggled in his next outing on Feb. 27 against Gonzaga (tagged for two earned runs on two hits in 1.0 inning of work; struck out one and walked none) ... tossed 4.0 innings of relief at #7 Rice (surrendered two earned runs on two hits; struck out two and walked two) ... made first career start for the Irish on March 14 against Trinity ... was charged with the first loss of his career against Oakland on March 25 (allowed three runs, two earned, on two hits in 3.2 innings of work; fanned two and walked three) ... made another scoreless relief appearance against Louisville on April 24 (retired only batter he faced) ... recorded fourth scoreless relief appearance of the year against UConn on May 2 (walked one and struck out one in 1.0 innings of work) ... made another scoreless relief appearance and picked up first career victory against UConn on May 3 (walked one and yielded a hit in 0.2 innings) ... recorded second start of the season against Illinois State on May 12 (did not allow an earned run on two hits in 2.0 innings of work; struck out two and walked two) ... made a pair of scoreless relief appearances in the two games against Louisville on May 23 at the BIG EAST tournament.

PREP & PERSONAL: Ranked among the top-70 left-handed pitchers in all of high school baseball (per Perfect Game) ... was the only sophomore on 2006 Seton Hall Prep team that won 2006 conference and state titles ... helped that team earn national top-25 rankings before playing for nation's top-ranked team in 2007, with that squad winning conference, county and state championships ... his 2007 season stats included a 2.20 ERA and 3-1 record in five stats, on a staff that included current Notre Dame freshman Evan Danieli and eventual first-round draft pick Rick Porcelli ... played at SHP for Mike Sheppard, Jr. (son of former Seton Hall University head coach Mike Sheppard) ... named to the "top prospects" team at the 2006 Perfect Game National Underclass Showcase ... received the SHP commitment award in 2006 and again in '07 ... threw two no-hitters in the summer of 2006, for the county champion Vailsburg Legion team ... pitched during the summer of 2007 at the World Wood Bat Association tournament in East Cobb, Ga., as a member of the Farrah Builders travel team (based in Oceanport, N.J.) ... hails from same hometown (Verona, N.J.) as former Notre Dame football tight end Anthony Fasano (now a member of the NFL's Miami Dolphins) ... son of Joe and Eileen Spano ... enrolled in Mendoza College of Business as an accounting major.

SPANO'S CAREER STATS VS. BIG EAST (INCLUDES POSTSEASON)

	ERA	W-L	G	GS	CG	SHO	SV	IP	H	R-ER	BB-SO	B/AVG.
Connecticut:	0.00	1-0	2	0	0	0/0	0	1.2	1	0-0	2-1	.250
Georgetown:	4.50	0-1	2	0	0	0/0	0	2.0	3	1-1	1-0	.429
Louisville:	0.00	0-0	3	0	0	0/0	0	1.0	2	0-0	0-0	.500
Rutgers:	0.00	0-0	2	0	0	0/0	0	1.0	0	0-0	1-1	.000
Seton Hall:	0.00	0-0	2	0	0	0/0	0	0.2	0	1-0	3-1	.000
St. John's:	0.00	0-0	1	0	0	0/0	0	3.0	3	0-0	1-1	.273
USF:	0.00	0-0	2	0	0	0/0	0	1.0	0	0-0	3-2	.000
West Virginia:	54.00	0-0	1	0	0	0/0	0	1.0	2	6-6	3-2	.500

Student-Athletes

#43 Joe Spizzirri



San Juan Capistrano, CA
(JSerra Catholic)

SR	LHP	L/L	6-2	185
----	-----	-----	-----	-----

AT NOTRE DAME: One-time monogram winner that enters his senior season with a 5.19 career ERA and 0-0 record, plus four strikeouts, five walks and nine hits allowed (.300 opponent batting average) in six appearances (no starts) and 8.2 innings ... walk-on addition who will continue to add depth to 2010 pitching staff ... a situational reliever with a good breaking ball ... worked extremely hard and significantly improved his conditioning ... could provide staff with a huge boost.

JUNIOR SEASON (2010): Made six appearances out of the Irish bullpen ... went 0-0 with a 5.19 ERA ... allowed nine hits in 8.2 innings of work as opponents batted .300 against him ... struck out four and walked five ... Notre Dame posted an 0-6 record when Spizzirri pitched ... did not allow a run in four of six appearances... inherited 12 base runners upon entering the game and allowed seven to score ... retired four of the six first batters he faced ... struck out the only batter he faced in first career appearance on Mar. 10 at UTPA ... tossed a scoreless inning of relief versus Pacific on Mar. 12 ... worked a scoreless inning of relief against UIC on Mar. 24 ... tossed 2.0 hitless and scoreless innings of relief against Central Michigan on May 12.

SOPHOMORE SEASON (2009): Did not see any game action during the spring ... started game three for the Gold in the 2008 Blue-Gold World Series ... worked 4.2 innings and allowed four runs, only two of which were earned, on seven hits ... fanned five (most of any Gold pitcher in series) and walked two ... after allowing two runs in first inning, tossed 4.0 scoreless before surrendering the two unearned runs in the fifth inning ... made 12 appearances and two starts for the California Collegiate League's Academy Barons this past summer ... sported a 1-2 record with a 3.08 earned run average in 26.1 innings of work ... surrendered 23 hits and 12 walks ... struck out 25 ... opponents hit just .232 against him ... named a league all-star.

FRESHMAN SEASON (2008): Did not see any game action during the spring ... tossed 1.0 hitless inning of relief for the Gold in its 2007 Blue-Gold Series clinching victory ... spent the 2008 summer with the Academy Barons of the California Collegiate Baseball League ... selected to the 2008 Rawlings California Cup All-Tournament Team and invited to the NBC World Series in Wichita, Kansas ... made 11 appearances for the Barrons, including six starts ... posted a 3.38 earned run average in 34.2 innings of work ... struck out 33 and walked 14 as opponents batted .273 against him.

SPIZZIRRI'S CAREER HIGHS

Innings Pitched (starter): None


Innings Pitched (reliever): 3.0, vs. Michigan State (March 20, 2010)

Strikeouts: 1, four times (last time vs. Central Michigan, May 12, 2010)

Winning Streak: None

SPIZZIRRI'S CAREER STATS

OVERALL																							
Year	ERA	W	L	App	GS	CG	SHO	CBO	SV	IP	H	R	ER	BB	SO	2B	3B	HR	BF	B/Avg	WP	HBP	BK
2010	5.19	0	0	6	0	0	0	0	0	8.2	9	5	5	5	4	2	0	0	36	.300	0	0	0



PREP & PERSONAL: Four-year baseball letterwinner at JSerra High School, serving as both a pitcher and first baseman (he also played football at JSHS) ... named the JSerra scholar-athlete of the year in 2004, 2006 and 2007 ... three-year baseball team captain who threw first no-hitter and hit first home run in the young history of the program ... named JSHS athlete of the year in 2006 ... had 0.00 ERA in 2007 before seeing season cut short by injury ... received 2005 coaches award and played in 2006 North-South All-Star game ... finished second at 2006 Duke Snider Home Run Derby, in Fallbrook, Calif. ... played in Connie Mack tournament with Motor Patrol team (in Long Beach, Calif.) ... also a three-year letterwinner in football as quarterback at JSerra, serving as a team captain in his sophomore and junior seasons ... named football team's offensive MVP in 2006, when he led the league and country with 29 touchdown passes ... class valedictorian and member of National Honor Society and California Scholarship Federation ... served as team mentor with Impact Leadership, a service organization ... born March 17, 1988, in Mission Viejo, Calif. ... son of Marc and Candace Spizzirri ... full name is Joseph Marc Spizzirri ... enrolled in the Mendoza College of Business as a finance major.

#24 Patrick Veerkamp




Fort Wayne, IN
(Homestead)

SO	RHP	R/R	6-2	205
----	-----	-----	-----	-----

AT NOTRE DAME: One-time monogram winner that enters his sophomore season with a 9.00 career ERA and 0-2 record, plus three strikeouts, five walks and eight hits allowed (.286 opponent batting average) in three appearances (two starts) and 7.0 innings ... amongst quartet of pitchers, including senior RHP Todd Miller, sophomore RHP Adam Norton, freshmen Sean Fitzgerald and Anthony McIver in competition for the Sunday starting role ... must step into expanded role this spring ... must trust his stuff ... not a big strikeout guy that must pitch to contact, locate down in the zone and be comfortable with balls in play ... regardless of role, could also start midweek games, extremely important to staff ... carried a 3.889 cumulative GPA into the '11 spring semester.

FRESHMAN SEASON (2010): Made three appearances and one start ... went 0-2 with a 9.00 ERA ... allowed eight hits in 7.0 innings of work as opponents batted .286 against him ... struck out three and walked five ... Notre Dame posted an 0-3 record when Veerkamp pitched ... struggled over his first two career appearances, both starts, against UTPA (2.2 IP, 3 H, 4 ER, 3 BB, 1 K) and UIC (2.1 IP, 5 H, 3 ER, 2 BB, 1 K), but rebounded with 2.0 hitless and scoreless innings of relief versus Michigan on Apr. 21.

PREP & PERSONAL: Four-year starter and letterwinner at Homestead High School ... registered a .401 career batting average ... posted a 13-3 career mark as a pitcher ... as a senior, went 7-2 with a 1.86 earned run average in 49.0 innings pitched with 63 strikeouts ... also batted .468 with four home runs ... helped Homestead H.S. to a 23-4 record ... named first team all-conference, all-area and selected to participate in the North-South All-Star contest ... named high school pitcher of the year and academic all-state ... went 6-1 with a 3.46 earned run average with 33 strikeouts in 26.1 innings of work last spring ... led Homestead to a runner-up finish in the 4A state tournament ... two-way player also batted .347 with a .613 slugging percentage for the 26-6 Spartans ... ranked as the sixth-best player from the state of Indiana by the Prep Baseball Report ... named to the honor roll every semester of high school ... member of the National Honor Society and also a AP Scholar of Distinction ... born Aug. 18, 1990 ... full name is Patrick Michael Veerkamp ... son of Gregory and Mary Pat Veerkamp ... has a younger brother Daniel ... enrolled in the College of Science as a pre-professional studies major.



VEERKAMP'S CAREER HIGHS

Innings Pitched (starter): 2.2, at Texas-Pan American (March 10, 2010)

Innings Pitched (reliever): 2.0, vs. Michigan (April 21, 2010)

Strikeouts: 1, three times (last time vs. Michigan, April 21, 2010)

Winning Streak: None

VEERKAMP'S CAREER STATS

Year	ERA	W	L	App	GS	CG	SHO	CBO	SV	IP	OVERALL												
											H	R	ER	BB	SO	2B	3B	HR	BF	B/Avg	WP	HBP	BK
2010	9.00	0	2	3	2	0	0	0	0	7.0	8	9	7	5	3	3	0	0	34	.286	0	0	0

Student-Athletes

#27 Breck Ashdown



Tucson, AZ
Catalina Foothills

SO	RHP/1B	L/R	6-4	215
----	--------	-----	-----	-----

AT NOTRE DAME: Must sit out the 2011 baseball season due to the NCAA transfer rules ... did not see action in his only season at Oregon State (2010) ... big, strong frame with good athleticism ... displays power potential at the plate and with excellent bat speed ... also impressed on the mound using a 3/4 arm angle to top out at 90 mph ... owns a nice slider that can throw for strikes to keep hitters off balance.

PREP & PERSONAL: Lettered three years in baseball for head coaches Jeff Fowler and Lance Robertson ... served as captain of baseball team ... during his tenure at Catalina Foothills, was named a Louisville Slugger and Under Armour Preseason All-American ... earned all-region honors his sophomore, junior and senior years ... named to all-Southern Arizona his junior and senior years ... as a junior, batted .422 with 22 RBI, 10 doubles, three triples and four home runs ... 2008 Team One West Top Ten player (ranked No. 2) ... was rated as the nation's No. 52 infielder by PGCrossChecker.com, which also had him as the No. 8 player in the state of Arizona ... as a sophomore, hit .339 with 20 RBI, two doubles, a triple and two home runs ... also lettered for three seasons in football as the team's quarterback for two years ... earned All-Region honors in football his junior and senior seasons and was named Offensive Player of the Year his senior season ... born March 17, 1988, in Durham, N.C. ... son of Kristin and Boyd Ashdown ... brother, Brayden ('10), earned four baseball monograms for the Irish from 2007-10 ... full name is Breck William Ashdown ... enrolled in the College of Arts and Letters as a american studies major.

#18 Sean Fitzgerald




McLean, VA
(McLean)

FR	RHP	R/R	6-2	165
----	-----	-----	-----	-----

AT NOTRE DAME: Will see significant action out of Irish bullpen as a setup man ... possible candidate for midweek starter as well ... very bright future in college baseball and projects into a front of the line BIG EAST weekend starter ... polished and owns a moxie on the mound that makes him ready to pitch at the college level right away ... great movement on all his pitches, especially his fastball, and throws a ton of strikes ... extremely athletic pitcher who can field his position ... carried a 3.000 cumulative GPA into the '10 spring semester.

PREP & PERSONAL: Lettered four years in baseball for head coach John Thomas ... posted a career ERA of 1.69 with a record of 28-9 ... registered a career 1.02 WHIP and 4.6 strikeout-to-walk ratio in 219.1 innings pitched ... owned a career batting average of .390 with over 100 hits and 100 RBI ... first player in Virginia AAA Northern Region history to have over 20 career wins and both 100 hits and 100 RBI ... three-time Most Valuable Player ... three-time first team all-district ... two-time Liberty District Pitcher of the Year ... two-time *Washington Post* first team all-metropolitan ... selected as McLean High School's Outstanding Male Athlete of the Year following his junior year ... honored with the Craig J. Fielder Award following his senior year, the school's most prestigious athletic honor ... owns the school record for career victories ... as a junior, was named first team all-district, Liberty District Pitcher of the Year, first team all-region, honorable mention all-state and first team all-metropolitan ... member of the National Honor Society ... went 8-1 with a 1.46 ERA in 57.2 innings on the mound ... struck out 69 and walked 10 in 10 appearances and nine starts, including eight complete games ... at the plate, batted .470 with 10 doubles, 23 RBI, 23 runs scored and eight stolen bases ... as a sophomore, was named first team all-district and second team all-region ... went 6-3 with a 2.20 ERA in 60.1 innings on the mound ... struck out 62 and walked 17 in 13 appearances, including four complete games and two saves ... at the plate, hit .423 with four doubles, two triples, 23 RBI, 17 runs scored and 14 stolen bases ... as a freshman, was named second team all-district ... went 4-3 with a 1.82 ERA in 42.1 innings on the mound ... struck out 27 and walked nine in nine appearances, including a pair of complete games ... at the plate, hit .364 with five RBI, 10 runs scored and four stolen bases ... born December 24, 1991 in Arlington, Va. ... son of Joe and Michelle Fitzgerald ... has a brother, Eric, and sister, Mia ... full name is Sean Ryan Fitzgerald ... enrolled in First Year of Studies.

#12 Bret Basilone



Springdale, PA
(Springdale)

FR	OF	B/R	5-9	180
----	----	-----	-----	-----

AT NOTRE DAME: Will challenge for playing time in the outfield this spring ... extremely versatile athlete who brings tremendous speed to the program ... can play any of the three outfield positions ... solid, contact switch-hitter who plays the game with a tough and hard-nosed approach ... projects into a solid player for the Irish, but must get stronger, adjust to the college game and develop in the program.

PREP & PERSONAL: Lettered three years in baseball for head coach Dan Pschirer ... as a senior, named first team WPIAL Class A Section Five ... appeared in the WPIAL all-star game ... as a junior, was named all-section first team and all-Kiski Valley All-Star ... invited to Area Code Games and East Coast Pro Showcase ... member of the National Honor Society, honor roll and placed second (state qualifier) of the Future Business Leaders of America Regional Competition ... batted .400 with 18 stolen bases, 23 runs scored and 12 walks ... as a sophomore, was named all-section first team, all-Kiski Valley All-Star ... invited to the Area Code Games ... member of the honor roll ... batted .328 with 15 stolen bases, 29 runs scored and 14 walks ... as a freshman, was invited to the Area Code Games ... member of the honor roll and served as the Student Council Vice President ... born September 5, 1991 ... son of Tim and Mary Jane Basilone ... has two sisters, Christina and Melissa ... father, Tim, played baseball at Wooster and grandfather, Frank, was drafted in the NFL by the Pittsburgh Steelers ... full name is Bret Timothy Basilone ... enrolled in First Year of Studies.

#51 Donnie Hissa



Iron River, WI
(Maple Northwestern)

FR	RHP	R/R	6-6	250
----	-----	-----	-----	-----

AT NOTRE DAME: Will compete for innings out of the Irish bullpen ... extremely athletic for his size ... an all-state defensive end in football and got numerous scholarship offers in basketball as well ... does not possess an over-powering fast ball, but projects to add velocity with work in the strength and conditioning area ... must be able to pitch low in the zone and to contact to be successful ... still a developmental project, but will see action this spring ... carried a 3.600 cumulative GPA into the '10 spring semester.

PREP & PERSONAL: Lettered four years in baseball for head coach Steve Lahti ... versatile athlete earned letters in baseball, football and basketball ... as a junior, was named first team all-conference, *Daily Telegram* Player of the Year and Maple Northwestern Most Valuable Player ... pitched 58.0 innings and struck out 91 batters ... led team with a .405 batting average ... in basketball, was named first team all-conference, *Daily Telegram* All-Area Team and Maple Northwestern Most Valuable Player ... in football, was named first team all-state as a defensive lineman, first team all-conference as a tight end, first team all-conference as a defensive lineman, Maple Northwestern Outstanding Lineman, *Daily Telegram* All-Area Team and *Duluth News Tribune* All-Area Team ... as a sophomore, was named second team all-conference and *Daily Telegram* All-Area Team in basketball ... as a freshman, earned honorable mention all-conference and *Daily Telegram* All-Area Team in baseball ... born January 9, 1992 ... son of John and Gina Hissa ... has a sister, Nicole, and brother, Timothy ... full name is Donald Allen Hissa ... enrolled in First Year of Studies.

#7 Eric Jagielo

**Downers Grove North, IL
(Downers Grove North)**

FR	INF	L/R	6-2	215
----	-----	-----	-----	-----

AT NOTRE DAME: Will see immediate action and compete for a starting spot in the Irish infield ... could be the everyday starter at first base or third base ... has the versatility to even see playing time in the outfield ... has an extremely bright future in baseball ... advanced approach at the plate ... above-average defender ... emerged from the Notre Dame camp as one of the top left-handed power hitters in the country ... without question a middle of the order type hitter ... not only displays power potential, but can run and is a quality contact hitter that can swing from corner to corner of the outfield.

PREP & PERSONAL: Lettered four years in baseball for head coach Chad Isaacson ... drafted by the Chicago Cubs in the 50th round of the 2010 MLB June Amateur Draft ... as a senior, batted .585 with 16 home runs, 17 doubles, 47 RBI, 52 runs scored (all school records) ... registered a .676 on-base percentage and 1.137 slugging percentage ... did not sacrifice contact for power, striking out just four times all season ... named first team all-state ... as a junior, was ranked No. 314 overall and No. 8 in the state of Illinois by PGCrossChecker.com, but was limited by injury to 34 at-bats ... member of the National Honor Society ... named all-conference and all-area ... as a sophomore, batted .417 with 37 runs scored, 16 doubles, one triple, seven home runs, 30 RBI and an on-base percentage of .557 ... born May 17, 1992, in Hinsdale, Ill. ... son of Stephen and Cindy Jagielo ... has a brother, Daniel, and two sisters, Anneliese and Claire ... full name is Eric Stephen Jagielo ... enrolled in First Year of Studies.

#30 Forrest Johnson

**Hudson, OH
(Hudson)**

FR	C	R/R	6-1	205
----	---	-----	-----	-----

AT NOTRE DAME: Above average defensive catcher ... needs to develop as a hitter ... solid catch and throw player ... best baseball is definitely ahead of him ... tough, hard-nosed player ... similar in terms of work ethic, desire to succeed and competitiveness to older brother, Cole ... carried a 3.584 cumulative GPA into the '10 spring semester.

PREP & PERSONAL: Lettered three years in baseball for head coach Chuck Shilling ... earned three letters in football ... as a junior, earned letters in football and baseball ... named first team all-conference and the Hudson High School Defensive Player of the Year ... earned the Northern Ohio Conference Scholar Athlete Award (in both baseball and football), Hudson High School Scholar Athlete Award (in both baseball and football) and West Point Leadership Award ... member of the high school's Fellowship of Christian Athletes and United States Military Academy ... as a sophomore, earned letters in both football and baseball ... named second team all-conference ... earned the Northern Ohio Conference Scholar Athlete Awards and Hudson High School Scholar Athlete Awards (in both baseball and football) ... member of the high school's Fellowship of Christian Athletes ... as a freshman, earned the Hudson High School Scholar Athlete Awards (in both baseball and football) ... born February 13, 1992 ... son of Doug and Suzy Johnson ... has a brother, Cole, who is a senior teammate on the Irish baseball team and sister, Paige ... full name is Forrest Douglas Johnson ... enrolled in First Year of Studies.

#3 Trey Mancini

**Winter Haven, FL
(Winter Haven)**

FR	1B	R/R	6-4	230
----	----	-----	-----	-----

AT NOTRE DAME: Will see immediate action and compete for a starting spot at first base or designated hitter ... will hit in the middle of the Irish lineup as a freshman ... possesses a big, strong frame ... can hit for average as well as drive the ball to all parts of the field ... has hit every year, every level, wherever he has been ... must make adjustment to opposing pitchers working backwards (breaking ball in fast ball counts) ... has the ability to be a very good player ... big target at first base and surprisingly agile for his size from a defensive standpoint ... carried a 3.429 cumulative GPA into the '10 spring semester.

PREP & PERSONAL: Lettered three years in baseball for head coach David Saliba ... as a senior, batted .480 with 23 runs scored, 10 doubles, six home runs and 31 RBI ... registered a .506 on-base percentage and .853 slugging percentage ... participated in the Florida Athletic Coaches Association Baseball All-Star Game ... as a junior, was named first team all-area, first team all-county and third team all-Florida 5A ... ranked second in hitting in Polk County ... as a sophomore, was named first team all-area, first team all-county and first team all-Florida 5A ... as a sophomore, was named to the MaxPreps Sophomore All-American Team ... batted .527 with four home runs and 39 RBI ... led Polk County in hitting ... born March 18, 1992, in Winter Haven, Fla. ... son of Tony and Beth Mancini ... has two sisters, Katie and Meredith ... full name is Joseph Anthony Mancini III ... enrolled in First Year of Studies.

#22 Anthony McIver

**Vista, CA
(Rancho Buena Vista)**


FR	LHP	L/L	6-4	190
----	-----	-----	-----	-----

AT NOTRE DAME: Amongst a group of pitchers, including senior RHP Todd Miller, sophomore RHP Adam Norton and sophomore Patrick Veerkamp in competition for the Sunday starting role ... viable candidate for midweek starter as well ... projects into a front of the line BIG EAST weekend starter ... big, hard-throwing and athletic left-handed pitcher with a really good change up and better than average breaking ball ... must possess more self confidence in breaking stuff ... can throw three pitches for strikes, with a fastball that touches 90 mph.

PREP & PERSONAL: Lettered three years in baseball for head coach Leo Fletes ... as a senior, posted a 3.08 earned run average and 46 strikeouts in 52.1 innings pitched ... as a junior, was named to the *San Diego Union Tribune* All-Academic Team ... as a sophomore, was named to the *San Diego Union Tribune* All-Academic Team ... awarded the Rancho Buena Vista High School pitcher's award and Rancho Buena Vista High School coaches award (basketball) ... named Rancho Buena Vista High School Most Valuable Player (basketball) ... as a freshman, earned the Rancho Buena Vista High School coaches award and Rancho Buena Vista High School coaches award (basketball) ... born April 8, 1992, in San Diego, Calif. ... son of David and Mary McIver ... has two brothers, Matthew and Christopher ... full name is Anthony Michael McIver ... enrolled in First Year of Studies.

Student-Athletes

#7 Ricky Palmer



Orland Park, IL
Brother Rice

SO	C	R/R	5-11	200
----	---	-----	------	-----

AT NOTRE DAME: Adds depth to the catcher position ... walk-on that earned a spot on the team with a solid fall ... will share backup duties with freshman backstop Forrest Johnson ... brings a little more bat than Forrest Johnson, but not as fine-tuned defensively ... extremely hard worker.

PREP & PERSONAL: Lettered three years in baseball for head coach Tim Lyons ... versatile athlete also earned one letter in basketball ... as a senior, named all-Chicago Catholic League and all-area ... captured the Brother Rice H.S. Student-Athlete of the Year ... served as team captain ... honored with Coach Cliff Petrak Award – Best Defensive Performer ... batted .398 with eight doubles, three home runs and 26 RBI ... also registered a .520 on-base percentage and .571 slugging percentage ... did not commit an error all season and threw out 13 of 23 base stealers ... helped Brother Rice H.S. to a school-record 27 consecutive victories, a conference title and a school record 31-3 overall record ... as a junior, helped Brother Rice H.S. to the Illinois High School Association state title game (runner-up) ... batted .388 with four doubles and four home runs ... owns a pair of single-game school records, including five hits and three doubles (vs. Marian in 2009) ... member of the National Honor Society and Modern Language Society ... named a Illinois State Scholar and National Merit Scholarship nominee ... graduated fourth in his Brother Rice H.S. senior class ... six-time superior honor roll and two-time high honor roll selection ... runner-up for 2009 Crusader of the Year award ... born February 28, 1991, in Orland Park, Ill. ... son of Rick and Priscilla Palmer ... has two sisters; Lauren and Jenna ... full name is Richard Dale Palmer III ... enrolled in First Year of Studies.

#5 Chris Reinhart



Tampa, FL
(Tampa Jesuit)

FR	INF	R/R	6-1	195
----	-----	-----	-----	-----

AT NOTRE DAME: Will challenge for playing time in the infield this spring ... possesses good, solid offensive ability, but needs to develop defensively ... has improved his body physically as much as any other player in the program ... owns a tremendous level of fitness.

PREP & PERSONAL: Lettered four years in baseball for head coach Richie Warren ... 2010 State Championship Runner-up, Regional Champions, District Champions, Easter Tournament Champions, Jesuit Baseball Gold Glove Award, Rawlings/Perfect Game Preseason Florida Region Honorable Mention ... as a senior, started year off slow due to surgery in off season ... batted .216 with one triple, three doubles, three home runs and 16 RBI in 33 games ... hit .462 with one double, one triple, one home run and six RBI in Easter Tournament ... as a junior, helped Jesuit High School to the Easter Tour Championship and regional semifinals ... team was ranked as high as No. 40 overall and No. 4 third baseman by Prospectwire.com ... member of the National Latin Honor Society and National Honor Society ... earned the Jesuit Baseball Unit Award and named to the Jesuit Principal's Honor Roll ... as a sophomore, one of two second-year position players to make varsity ... named to the Jesuit Principal's Honor Roll ... batted .333 with a double, home run and four RBI in 10 games before an injury forced him to miss the season ... batted .426 with 13 doubles, six home runs, 33 RBI and 13 stolen bases in 65 games with Dawg Pound summer league team ... as a freshman, named to the Jesuit Principal's Honor Roll ... batted .389 with 10 doubles, two home runs and a team-leading 22 RBI ... born August 19, 1991, in Tampa, Fla. ... son of Frank and Nicole Reinhart ... full name is Christopher Taylor Reinhart ... enrolled in First Year of Studies.

#2 John Rodgers



Palm City, FL
(John Carroll Catholic)

FR	INF/OF	L/R	5-10	170
----	--------	-----	------	-----

AT NOTRE DAME: Projects in the future of the baseball program ... possesses a solid instinct of how to play the game, but physical tools must catch up with those mental tools ... carried a 3.067 cumulative GPA into the '10 spring semester.

PREP & PERSONAL: Lettered three years in baseball for head coach Mike Eason ... as a junior, named honorable mention all-state ... member of National Honor Society ... hit .400 with 26 runs scored, 26 walks and a .550 on-base percentage ... born November 3, 1991 ... son of Mark and Karen Rodgers ... father is an attorney in Florida that represents numerous professional baseball players, including former Irish pitchers Aaron Heilman, Jeff Samardzija and Kyle Weiland ... has three brothers, Matthew, Andrew and Brian, and one sister, Katie ... full name is John Michael Rodgers ... enrolled in First Year of Studies.

#40 Dan Slania



Tucson, AZ
(Salpointe Catholic)

FR	RHP	R/R	6-4	275
----	-----	-----	-----	-----

AT NOTRE DAME: Competitive, big, athletic and hard-throwing right-handed pitcher ... falls into the same mold as Brian Dupra from a previous recruiting class - strong-arm, down-hill throwing right-handers ... top-notch athlete who also excelled on the football field, playing both quarterback and tight end ... very bright future in college baseball and projects into a front of the line BIG EAST weekend starter, but will start this spring in the bullpen ... staff needs to use him two or three times a week.

PREP & PERSONAL: Lettered four years in baseball for head coach Danny Preble ... versatile athlete earned letters in baseball and football ... served as the Salpointe Catholic High School Senior Class President ... as a junior in baseball, was named all-Southern Arizona Honorable Mention and coaches' SA Southern Region I All-Stars First Team ... captured the Dr. Voie Stuart Chase Coy Scholar Athlete Award and Catholic Schools Week Award ... member of the National Honor Society and honor roll ... batted .344 with eight home runs and 25 RBI ... posted a 4.94 ERA with 42 strikeouts (injury-hampered season) ... Salpointe Catholic H.S. Junior Class Athlete of the Year ... as a sophomore in baseball, named all-Southern Arizona Honorable Mention and coaches' SA Southern Region I All-Stars First Team ... captured the Dr. Voie Stuart Chase Coy Scholar Athlete Award in both baseball and football, as well as the Leonardo Da Vinci Humanities Award ... member of the Arizona Boys' State Delegate and Student Council ... batted .389 with five home runs and 29 RBI, posted a 4.96 ERA in 62.1 innings of work ... as a freshman, earned the Dr. Voie Stuart Chase Coy Scholar Athlete-Award in both baseball and football ... born May 24, 1992, in Phoenix, Ariz. ... son of Michael and Jody ... has a brother, Matthew ... full name is Daniel Alexander Slania ... enrolled in First Year of Studies.



UNIVERSITY OF NOTRE DAME®



Mik Aoki, the only head baseball coach to lead Boston College to an NCAA Regional since 1967, was named the 20th head baseball coach in University of Notre Dame program history on July 13, 2010.

Head Coach



Mik Aoki

Head Coach

11th Year Overall

First Year at Notre Dame

Davidson '90



Mik Aoki (pronounced A-O-key), the only head baseball coach to lead Boston College to an NCAA Regional since 1967, was named the 20th head baseball coach in University of Notre Dame program history on July 13, 2010.

"Mik has all the characteristics that were imperative for us in the search for a new head baseball coach," said Notre Dame athletics director Jack Swarbrick. "He is not only recognized as a top-notch recruiter, but also understands the value of top-caliber student-athletes, both on the field and in the classroom."

"I am so excited about the opportunity to be the head baseball coach at the University of Notre Dame," said Aoki. "Obviously, the University and its reputation speak for itself, but I also truly feel this is one of the premier baseball jobs in America. Notre Dame possesses the perfect combination of academics and athletics. We have absolutely everything in place to compete at the highest level. My enthusiasm to start the recruiting process and bring this program back to its natural place of prominence is immediate."

Aoki arrived in South Bend after a four-year stint as the Eagle head coach in Chestnut Hill, Mass. He brought the Boston College baseball program into the national forefront after leading the Eagles to the Atlantic Coast Conference Tournament in 2009 and 2010 (the only two ACC Tournament appearances in school history) and their first NCAA Regional appearance in 42 years (2009).

In 2009, the Eagles nearly knocked off number-one national seed Texas in an NCAA-record 25-inning game that would have propelled



them to the finals of the '09 Austin Regional and given Boston College a great chance at reaching its first Super Regional in program history.

Aoki's '09 squad qualified for its first ACC Tournament and made a statement there as well. Entering the tournament needing at least one win to likely ensure a spot in an NCAA regional, the Eagles lost their first game to seventh-ranked Florida State. Boston College responded emphatically, beating 13th-rated Georgia Tech and 16th-ranked Miami in the next two games by a combined score of 17-4 to earn its bid to Austin.

The Eagles' 34-26 overall record qualified as their best since 2005 and their 13-15 record in ACC play marked the most league wins since joining the conference in 2006 (Boston College eclipsed that total in 2010 with 14). The New England Intercollegiate Baseball Association tabbed Boston College as its team of the year for its performance.

Despite the loss of two top-50 overall draft picks following the '09 campaign, Boston College finished 30-28 overall, 13-15 in the ACC, and qualified for 2010 ACC Tournament. The Eagles took two of three to open the sea-

son at perennial power Tulane and recorded five victories over foes ranked in the top 10, including Miami (twice), Clemson, Florida State and Georgia Tech.

Aoki has coached 28 Major League Baseball draft picks and four free agent signees since his arrival at Boston College in 2004. Three of those draft picks have been first-round selections in Mike Belfiore, Chris Lambert and Tony Sanchez. In addition, 16 of those 28 picks have been pitchers and two (Lambert, Joe Martinez) have reached the Major League level.

In the most recent first-year MLB player draft, Boston College had six players selected, most in program history. In fact, three Eagles were taken in the first 10 rounds of the draft - another program first.

Boston College also had a major presence in the '09 draft, as Sanchez was selected fourth overall by the Pittsburgh Pirates, the highest pick ever for the Eagles' baseball program. Belfiore was then taken in Comp Round A (45th overall) by the Arizona Diamondbacks, making the pair the two highest draft picks taken in the same draft from Boston College.

Aoki mentored six all-ACC performers in his four seasons as head coach, including the pro-

HEAD COACH EXPERIENCE

Year	School	Overall	League	Notes
2010	Boston College	30-28	14-16	Second straight ACC Tournament berth (school record for ACC victories)
2009	Boston College	34-26	13-15	First NCAA Tournament appearance since 1967 (then-school record for ACC victories)
2008	Boston College	26-27	9-21	-
2007	Boston College	24-27-1	12-17	-
2003	Columbia	21-27	9-11	Ivy League Gehrig Division (3rd)
2002	Columbia	22-25	10-10	Ivy League Gehrig Division (3rd)
2001	Columbia	20-27	10-10	Ivy League Gehrig Division (2nd)
2000	Columbia	11-34	6-14	Ivy League Gehrig Division (4th)
1999	Columbia	13-27	7-13	Ivy League Gehrig Division (t-2nd)
1992	Manchester CC	9-15	--	--
Totals	10 years	210-263-1	90-127	

gram's only two first-team nominees in Sanchez (2009) and Mickey Wiswall (2010). Four Eagles earned all-conference honors in 2009, the most since joining the ACC. Aoki's teams also produced eight all-New England selections, five all-ACC Academic Team members and two All-Americans (Belfiore and Sanchez).

Prior to being named Boston College head coach, Aoki, a Plymouth, Mass. native, spent three seasons (2004-06) as pitching coach for the Eagles. In 2004, he oversaw a staff that had five pitchers sign professional contracts at season's end.

Prior to his arrival in Chestnut Hill, Aoki spent five years (1999-2003) as Columbia head coach, leading the Lions to an 87-140 mark during that span. His teams won 20 or more games in each of his last three seasons. Before the Aoki era, the Lions had not posted a 20-win season since 1987.

Before assuming his duties at Columbia, Aoki spent four years (1995-98) as assistant coach at Dartmouth. In that position, he focused his efforts on the team's infielders and hitters, while also serving as the program's recruiting coordinator.

He began his coaching career in 1992 as head coach at Manchester (Conn.) Community College, then served two seasons (1993-94) as an assistant coach at Ohio University.

Born Oct. 7, 1968, in Yokohama, Japan, and raised in Plymouth, Mass., Aoki attended Milton Academy in Milton, Mass. He earned four letters and started for three years in baseball at Davidson (1987-90), as a second baseman, third baseman and catcher. He still ranks among the school's career leaders in slugging percentage (.547, eighth) and batting average (.335, ninth). In his senior season (1990), he finished with a team-leading .365 batting average. He stroked 20 doubles in his final season, second most in a single year in Davidson history. He also cracked 13 home runs in 1988, fifth-best total in a single season at Davidson. Two of those homers were grand slams - and only six other players in Davidson history have hit two grand slams in a season.

Aoki owns an undergraduate degree from Davidson in English (1990) and a master's degree from Ohio University in physical education in athletic administration (1994).

Aoki played one summer of professional baseball in the Netherlands - for the HCAW Tigers of the Dutch Major League -- following his graduation.

Mik and wife, Sue, have three children - son, Kai (5), and daughters Bryn (2) and Reese (1).

AOKI'S RECORD VS. OPPONENTS ...

Opponents	CU	BC	Total	Opponents	CU	BC	Total
Army	0-1	0-1	0-2	Monmouth	0-0	0-0-1	0-0-1
Auburn	0-0	0-1	0-1	Mount Saint Mary	0-0	1-0	1-0
Belmont	0-0	0-1	0-1	Navy	0-4	0-0	0-4
Bethune Cookman	0-0	1-0	1-0	North Carolina	0-0	1-8	1-8
Bradley	1-0	0-0	1-0	North Carolina State	0-0	5-7	5-7
Brown	4-6	0-0	4-6	Northeastern	0-0	8-2	8-2
Bryant	0-0	3-1	3-1	Northern Iowa	0-1	0-0	0-1
Cal Poly	0-5	0-0	0-5	Notre Dame	0-0	1-0	1-0
California	0-1	0-0	0-1	NY Tech	4-2	0-0	4-2
Central Connecticut State	0-0	0-1	0-1	Oakland	0-1	0-0	0-1
Charleston Southern	0-4	0-0	0-4	Ohio	1-3	0-0	1-3
Clemson	0-0	5-7	5-7	Ohio State	0-1	0-0	0-1
Connecticut	0-1	3-4	3-5	Old Dominion	0-1	0-0	0-1
Coppin State	2-0	0-0	2-0	Pace	2-1	0-0	2-1
Cornell	7-13	0-0	7-13	Pacific	0-1	0-0	0-1
CW Post	2-2	0-0	2-2	Penn	8-12	0-1	8-13
Dartmouth	7-3	4-0	11-3	Penn State	0-1	0-0	0-1
Davidson	1-2	0-0	1-2	Princeton	4-16	0-0	4-16
Duke	0-0	9-3	9-3	Purdue	1-0	0-0	1-0
Elon	0-2	0-0	0-2	Quinnipiac	0-0	3-0	3-0
Fairleigh Dickinson	2-0	0-0	2-0	Radford	0-1	0-0	0-1
Florida	0-1	0-0	0-1	Rhode Island	0-0	2-0	2-0
Florida Atlantic	0-0	3-5	3-5	Rutgers	1-4	0-0	1-4
Florida Gulf Coast	0-0	1-1	1-1	Samford	0-0	1-0	1-0
Florida International	0-0	2-2	2-2	San Francisco State	0-1	0-0	0-1
Florida State	0-0	3-11	3-11	Santa Clara	0-1	0-0	0-1
Fordham	5-7	0-0	5-7	St. Bonaventure	0-0	0-1	0-1
Georgetown	2-0	0-0	2-0	St. John's	1-3	0-1	1-4
Georgia Southern	0-0	2-1	2-1	Stetson	0-1	4-0	4-1
Georgia Tech	0-0	3-8	3-8	Stony Brook	3-2	0-0	3-2
Hartford	1-0	3-0	4-0	Texas	0-0	0-1	0-1
Harvard	4-6	6-0	10-6	Texas State	0-0	1-0	1-0
Hofstra	1-2	0-0	1-2	Towson	0-0	0-1	0-1
Holy Cross	0-0	3-1	3-1	Tulane	0-0	2-1	2-1
Indiana	0-2	0-0	0-2	UCF	0-1	0-0	0-1
Iona	0-1	0-0	0-1	UCSB	0-2	0-0	0-2
James Madison	0-3	0-0	0-3	UNC Charlotte	1-0	0-0	1-0
Lafayette	1-0	0-0	1-0	USF	1-0	1-0	2-0
Lehigh	0-0	0-1	0-1	Vanderbilt	0-0	0-1	0-1
LeMoyne	0-0	1-1	1-1	Villanova	0-0	1-0	1-0
Lipscomb	0-0	0-1	0-1	Virginia	0-0	1-11	1-11
Long Island	3-1	0-0	3-1	Virginia Tech	0-0	3-4	3-4
Maine	0-1	0-0	0-1	Wagner	2-1	0-0	2-1
Manhattan	3-4	0-0	3-4	Wake Forest	0-1	9-3	9-4
Maryland	0-0	9-3	9-3	Wesleyan	0-1	0-0	0-1
Maryland Eastern Shore	0-0	2-0	2-0	William & Mary	1-5	0-0	1-5
Massachusetts	0-1	1-5	1-6	William Paterson	1-0	0-0	1-0
Miami	0-0	4-7	4-7	Winthrop	2-1	0-0	2-1
Missouri	0-0	1-0	1-0	Yale	8-2	0-0	8-2

THE AOKI FILE

Hire Date:	July 13, 2010
Career Record:	210-263-1 (.444/10)
Career D-I Record:	201-248-1 (.448/9)
At Boston College:	114-108-1 (.513/4)
At Columbia:	87-140 (.383/5)
At Manchester CC:	9-15 (.375/1)
Birthdate:	October 7, 1968
Birthplace:	Yokohama, Japan
Hometown:	Plymouth, Mass.
Education:	Davidson College ('90) B.A. in English Ohio University ('94) M.S. physical education in athletic administration

PLAYING CAREER

1987-90 - Davidson College

FAMILY

Wife - Sue
Son - Kai (6)
Daughters - Bryn (3), Reese (1)

MILESTONE VICTORIES

Win No. 1: April 11, 1992 Manchester CC 12, vs. South Central CC 6
Win No. 100: March 10, 2007 Boston College 10, at Duke 5
Win No. 200: April 21, 2010 Boston College 9, vs. Northeastern 3 (Brockton, Mass.)



Assistant Coach

Joe Hastings

Assistant Coach

First Year at

Notre Dame

East Carolina '01



Joe Hastings, a former All-America first baseman at East Carolina who has spent the last four seasons coaching at Boston College, was hired as an assistant coach at the University of Notre Dame on July 29, 2010. Hastings will spearhead the national recruiting efforts for the Irish, as well as serve as hitting and infield coach.

"We are thrilled about having a person with such a phenomenal baseball background on our staff," Aoki said. "Joe will bring a wealth of knowledge in all areas of the game. He has not only developed into one of the top evaluators of high school talent in the country, but also shines in player development. I have no doubt he will continue such success here at Notre Dame."

"I am so excited to join the Notre Dame family," Hastings said. "I am thankful to Coach Aoki for this tremendous opportunity. It truly is one of the premier opportunities in all of college baseball. I look forward to hit the ground running and really get after it on the recruiting trail. We all have huge aspirations for this program. We want to not only compete for conference championships, but ultimately we want to bring this program back to Omaha."

In addition to his recruiting duties with the Eagles, Hastings worked with the Boston College infielders and hitters. He mentored eight Major League Baseball draft picks and six All-Atlantic Coast Conference performers in his four seasons with the Eagles. In 2009, Boston

College had four players earn all-conference honors, the most for the program since joining the ACC.

In the 2010 MLB player draft, Boston College had six players selected, most in program history. In fact, three Eagles were taken in the first 10 rounds of the draft - another program first.

Boston College also had a major presence in the 2009 draft, as Tony Sanchez was selected fourth overall by the Pittsburgh Pirates, the highest pick ever for the Eagles' baseball program. Mike Belfiore was then taken in Comp Round A (45th overall) by the Arizona Diamondbacks, making the pair the two highest draft picks taken in the same draft from Boston College.

Hastings has coached three first round MLB draft picks: Sanchez and Belfiore with Boston College and current Washington Nationals third baseman Ryan Zimmerman while at Virginia.

The 2009 Eagles' offense was one of the most productive in school history. Boston College hit .304 as a team, scored 416 runs, hit 151 doubles and 58 homers, slugged at a .464 clip and had an on-base percentage of .382. The Eagles ranked fourth in the nation in sacrifice hits (73) and seventh in the nation in doubles.

Prior to coaching at Boston College, Hastings served one season (2006) as an assistant coach at the Virginia Military Institute. The Keydets established a school record for wins with 30 and had their first winning season in over 40 years. VMI also set the school record for runs, RBI and hits.

Hastings began his coaching career as an assistant coach at the University of Virginia in 2005. He worked primarily with the Cavaliers' outfielders and first basemen.

A native of Connelly Springs, N.C., Hastings



enjoyed an outstanding four-year playing career at East Carolina (1997, 1999-2001). The first baseman captured All-America third-team honors from the National Collegiate Baseball Writers Association in 2001. He also gained all-Colonial Athletic Association accolades that same year, while leading the Pirates to an NCAA regional title. Hastings and his classmates won a class-record 166 games over their career.

In 2000, Hastings led East Carolina in batting average (.352), home runs (13), RBI (60) and slugging percentage (.605), while tying for the team lead in runs (50). As a senior, he paced the Pirates with 62 RBI.

Drafted in the 24th round of the 2001 Major League Baseball Draft, Hastings played four seasons (2001-04) in the San Diego Padres' organization. He advanced as high as AA, where he played for the Mobile Baybears (2003; Southern League).

Hastings, who graduated with a degree in physical education from East Carolina in 2001, and his wife Laura (Welch) have two children: a three-year old daughter, Meghan, and one-year old son, Jacob.

THE HASTINGS FILE

2010-present: University of Notre Dame assistant coach
2007-10: Boston College assistant coach
2006: Virginia Military Academy assistant coach
2005: University of Virginia assistant coach
2001-04: Played in the San Diego Padres minor league system
1997, '99-01: Played First Base at East Carolina
Education: East Carolina University ('01)
 B.A. in physical education
Hometown: Connelly Springs, N.C.
Family: Wife - Laura
 Daughter - Meghan (2)
 Son - Jacob (1)



Jesse Woods

Assistant Coach
First Year at
Notre Dame
Wheaton College (Mass.) '04



Jesse Woods, who spent the last three seasons coaching at Boston College, was hired as an assistant coach at the University of Notre Dame on July 29, 2010. Woods will serve as the Irish outfield coach while assisting Joe Hastings with the program's recruiting efforts and hitters.

"I am thrilled that Jesse has joined our staff," Aoki said. "He brings tremendous experience after three years in the Atlantic Coast Conference. Jesse really knows what it takes to win and will make our program better. He has the motivation to excel and I know, both the student-athletes we have on the team and future recruits, will benefit greatly from him joining the staff."

"I am very excited to be a part of the coaching staff at Notre Dame," Woods said. "It is a fantastic opportunity to work at such a prestigious institution as Notre Dame. I look forward to the challenge ahead as we strive toward our ultimate goal of Omaha."

In addition to his recruiting duties with the Eagles, Woods worked with the Boston College outfielders and hitters. He has developed three of the premier outfielders in New England and the Atlantic Coast Conference since his arrival in 2008. Barry Butera was drafted in the 21st round of the Major League Baseball First-Year Player Draft in 2009. Robbie Anston established himself as one of the best leadoff hitters in the country in 2009 and earned all-ACC second team honors. Anston was drafted in the 26th round of the 2010 draft, while John Spatola was nabbed in the 35th round.



Anston started all 118 games over the past two years at Boston College. He ranks 10th all-time in school history with 122 career runs scored. In 2010, Anston led the Eagles in doubles (21), triples (6) and steals (18), was second in batting (.324), on-base percentage (.409), runs (55) and hits (77) and third in slugging (.525), total bases (125) and walks (25). He also hit five home runs and drove in 35 runs. As a junior, Anston set the single-season Boston College hits record with 85.

Spatola, a former walk-on, went from a role player in 2009 to a power-hitting everyday starter in 2010. He entered this past season with five career home runs, but slammed 17, which is the third most in Boston College single-season history. Spatola also led the Eagles in RBI with 61.

Spatola was second on the squad in slugging (.596), total bases (136) and steals (13) and was third in runs (47), hits (72) and triples (2). He batted .316 on the year with nine doubles and a .398 on-base percentage.

Woods came to Boston College after three seasons as an assistant coach at Wheaton College (Mass.). While at Wheaton, Woods assisted with recruiting, game management tasks, implementing practice schedules and off-field conditioning. Woods helped Wheaton win three New England Women's and Men's Athletic Conference (NEWMAC) Championships and advanced to the NCAA Regional Tournament all three seasons. In 2006, Wheaton advanced to the Division III National Championship game.

Prior to his coaching career, Woods played first base, catcher and outfield at Wheaton from 2001-04. He and his teammates captured three NEWMAC Championships and made three regional appearances. Woods was voted co-captain by his teammates prior to the start of the 2004 season.

Woods graduated with a degree in history from Wheaton in 2004.

THE WOODS FILE

2010-present:	University of Notre Dame assistant head coach
2008-10:	Boston College volunteer assistant coach
2005-08:	Wheaton College (Mass.) assistant coach
2001-04:	Played First Base/Catcher at Wheaton College (Mass.)
Education:	Wheaton College (Mass.) ('04) B.A. in history
Hometown:	Reading, Mass.

Assistant Coach



Chuck
Ristano

Volunteer

Assistant Coach

First Year at

Notre Dame

Sacred Heart '04



Chuck Ristano, who helped lead Monmouth to a pair of Northeast Conference (NEC) Tournament championships and NCAA Tournament appearances, was hired as the volunteer assistant coach at the University of Notre Dame on August 20, 2010. He will serve as the Irish pitching coach.

"I am honored to join Coach Aoki's inaugural staff here at Notre Dame," said Ristano. "This program has always been one of tremendous character and class. Notre Dame has been successful on and off the field. I look forward to our continued work to reestablish a championship tradition."

"We are quite lucky to add a person of Chuck's knowledge, experience and leadership to our staff," said Aoki. "He has a consistent record of locating and developing quality players and more importantly student-athletes. Chuck will play an instrumental role in the future success of this program."

Ristano acted as the recruiting coordinator and pitching coach at Monmouth University in West Long Branch, N.J. for four years (2006-2009). He not only directed all phases of recruitment, but also was responsible for the development of off-season throwing and conditioning programs. Ristano coordinated study hall and all travel plans, and even assisted in numerous fundraising activities. He placed players in a number of top-level summer collegiate leagues.

Ristano helped guide the Hawks to the conference title and automatic NCAA bid in 2007 and 2009. Monmouth won 30 or more games in three of his four seasons on staff, including a



school-record 37 victories in 2008. The Hawks appeared in the 2007 Tempe Regional and 2009 Oxford Regional.

Ristano also recruited and tutored three pitchers selected in the Major League Baseball draft, including Ryan Buch and Brett Brach, who were selected in the eighth and tenth round, respectively, in the 2009 MLB Draft. In total, 8 of his recruits eventually signed professional baseball contracts.

Under Ristano's guidance, seven pitchers earned all-conference honors, four earned all-region honors and four more were named TPX All-Americans, including Brach, who was the 2007 NEC Pitcher of the Year.

In his first season at Monmouth (2006), Ristano's pitching staff ranked eighth nationally in earned-run average (3.34), setting a school record. In 2008, his staff posted a 3.99 ERA, as the Hawks joined 11 other teams to finish in the NCAA top 20 in ERA in two of the previous

three seasons. In 2007, his staff set a school record with 374 strikeouts.

During his four seasons at the school, Monmouth posted a 132-89 record and compiled a team ERA of 4.35. The Hawks led the NEC in ERA in 2006, finished second each of the other three years and led the conference in strikeouts twice.

In 2005, Ristano served as pitching coach at his alma mater Sacred Heart University in Fairfield, Conn. He tutored both first team all-conference pitchers, including the league's pitcher of the year, and helped the Pioneers to their first ever NEC Tournament appearance.

Ristano, who spent the 2010 season as the pitching coach and recruiting coordinator at Temple University, was a four-year letterwinner at Sacred Heart (2001-04). He was a two-time captain and four-time NEC All-Academic Team honoree. Ristano graduated with a B.S. degree in sports management in 2004.

THE RISTANO FILE

2010-present: University of Notre Dame volunteer assistant coach
2009-10: Temple University assistant coach
2006-09: Monmouth University assistant coach
2005: Sacred Heart University assistant coach
2001-04: Pitcher at Sacred Heart
Education: Sacred Heart University ('04)
 B.S. in sports management
Hometown: Valley Stream, N.Y.

ASSISTANT COACHES (1952-2011)

Gene Ritzenthaler 1952
 Jim Gibbons 1958-61, '62#
 Chuck Lennon 1962-66
 Tom Kelly 1967-68
 John Counsel 1969-72
 Tim McNeil 1975
 Jeff Jeffers 1976
 Joseph (Ray) Lentych 1977-88
 Larry Gallo 1979-80*
 Brian Gallaway 1988
 Jeff Nate 1989
 Fred Petersen 1989
 Mike Gibbons 1989-92
 John Flanagan 1990-91
 Mike Moshier 1991
 Gary Tuck 1992-93
 Brian Cleary 1992-93
 Cory Mee 1993*, '95-'99
 Jeff Forney 1994

Doug Schreiber 1994
 Hap Durkin 1994*
 Brian O'Connor 1995-2003
 Todd Marazita 1995*
 Dusty Lepper 2000-02
 Wally Widelski 2001-03*
 David Grewe 2003-05
 Terry Rooney 2004-06
 John Gumpf 2004-06*
 Cliff Godwin 2006
 John Fitzgerald 2007*
 Sherard Clinkscales 2007-09
 Scott Lawler 2007-10
 Graham Sikes 2008-10*
 Dave Dangler 2010
Joe Hastings 2011-
Chuck Ristano 2011-
Jesse Woods 2011-
 *-volunteer coach; #-freshman coach



Gene Ritzenthaler



Chuck Lennon




John Counsel



Jeff Jeffers



Ray Lentych



Mike Gibbons



Future Boston Red Sox Hall of Famer Carl Yastrzemski – seen here receiving tips from former Irish assistant Jim Gibbons – attended Notre Dame in 1957-58 but pursued his pro career before he could join the Irish varsity.



Gary Tuck



Brian O'Connor



Cory Mee

BASEBALL SUPPORT STAFF

Scott Stansbury, Athletic Trainer

(574) 631-7100 / 3302

Amy Mason, Ticket Office

(574) 631-7356

Dan Brazo, Stadium Field Maintenance

(574) 631-7081 / 7962

Josh Berlo, Baseball Administrator

(574) 631-7356

Student Managers

Joey Sweeney / Kelli Zeese

(574) 631-9476 / 6366

Charmelle Green, Student Welfare & Development

(574) 631-4606

Craig Cheek, Strength and Conditioning

(574) 631-7890

Kali Hofer, Promotions

(574) 631-3264

Michael Bertsch, Media Relations

(574) 631-7516, Fax: 631-7941

Home/Cell: (574) 532-4154

Press Box: (574) 631-9018 / 9476

Chad Grotegut, Academic Services

(574) 631-4478



Scott Stansbury
Athletic Training



Craig Cheek
Strength & Conditioning



Michael Bertsch
Media Relations



Josh Berlo
Associate A.D.



Chad Grotegut
Academic Services



Joey Sweeney
Senior Manager



Kelli Zeese
Junior Manager



Kaleen DeFilippis
Student Manager



Dan Brazo
Field Maintenance



Kali Hofer
Promotions



Amy Mason
Ticket Office



Dr. Brian Ratigan
Team Orthopedic



**BE
STR
ONG
ER.**



OFFICIAL OUTFITTER

**BRING
YOUR
FIGHTING
IRISH**

OFFICIAL SIDELINE
APPAREL & HEADWEAR

OFFICIAL ADIDAS NOTRE DAME MERCHANDISE AVAILABLE AT:
HAMMES BOOKSTORE, EDDY STREET COMMONS AND UND.COM/STORE

© 2010 adidas, Inc. adidas, the 3-Bars logo and the 3-Stripes mark are registered trademarks of the adidas Group.

Season in Review



UNIVERSITY OF NOTRE DAME®



Notre Dame had five players selected in the 2010 Major League Baseball First-Year Player Draft, including junior RHP Brian Dupra (pictured; Tigers, 11th), junior RHP Evan Danieli (Braves, 24th), senior RHP Steven Mazur (Orioles, 33rd), senior C Will Harford (Reds, 45th) and former OF Golden Tate (Giants, 50th).

Season in Review

IRISH AGAIN WELL REPRESENTED IN MLB DRAFT

— Notre Dame had five players selected in the 2010 Major League Baseball First-Year Player Draft, including junior RHP Brian Dupra (Detroit Tigers, 11th), junior RHP Evan Danieli (Atlanta Braves, 24th), senior RHP Steven Mazur (Baltimore Orioles, 33rd), senior C Will Harford (Cincinnati Reds, 45th) and former OF Golden Tate (San Francisco Giants, 50th).

IF ONLY AN INNING ENDED WITH TWO OUTS

— Notre Dame was victimized with two outs the entire season. Irish opponents hit .309 (198-for-641) with two outs and registered 154 two-out RBI, which is almost three per game. Notre Dame had a mere 91 two-out RBI and hit only .259.

► In BIG EAST contests, the Irish batted just .266 (81-for-305) with two outs and recorded only 50 two-out RBI, while their opponents had a .314 (102-for-325) two-out batting average and 87 two-out RBI.

► Rutgers plated an amazing 18 runs with two outs in the 25-5 victory over the Irish on April 10.

► Michigan added all 13 of its runs with two down in a 13-1 triumph over Notre Dame on April 21.

► Villanova had eight two-out RBI in its 12-5 victory over the Irish on May 14.

► The third out of an inning eluded Steve Sabatino all season. He gave up four unearned runs against Michigan on April 21 in the first inning, all of which came with two outs. Opponents batted .316 (31-for-98) against the lefty with two outs. Of the 62 runs Sabatino surrendered, 37 crossed the plate with two outs, including 13 of the 18 unearned runs charged against the hurler.

► Sabatino did hold Villanova hitless in six at bats with two outs on May 15.

HONORS & AWARDS

Ryan Connolly (SR., OF)

- Southshore Showdown
- Most Valuable Player
- Irish Baseball Classic All-Tournament Team
- Student-Athlete Advisory Council

Evan Danieli (JR., RHP)

- Selected in the 24th round by the Atlanta Braves

Mick Doyle (JR., SS)

- Rosenthal Leadership Academy Participant
- Student-Athlete Advisory Council

Brian Dupra (JR., RHP)

- Student-Athlete Advisory Council
- Selected in the 11th round by the Detroit Tigers

Will Harford (SR., C)

- Selected in the 45th round by the Cincinnati Reds

Casey Martin (SR., 1B)

- Irish Baseball Classic All-Tournament Team
- BIG EAST Player of the Week (Feb. 22)
- BIG EAST Honor Roll (April 26)
- Big Ten/BIG-EAST Challenge All-Tournament Team

Eric Maust (SR., RHP)

- Student-Athlete Advisory Council

Steven Mazur (SR., RHP)

- Selected in the 33rd round by the Baltimore Orioles

David Mills (SR., OF/LHP)

- Irish Baseball Classic All-Tournament Team
- John Olerud Two-Way Player of the Year Award Midseason Watch List
- BIG EAST Honor Roll (April 19)

IRISH DEFENSE SETTLED DOWN — Notre Dame committed 58 errors over its first 33 games, including 15 games with at least two miscues. The Irish were on pace to record 98 errors in the regular season, which would have been the most since 2002 (mind you, the 2002 team advanced to the CWS and played 68 games). Notre Dame's fielding percentage was .956, which would have been the worst since 1997. But, Notre Dame went error-free in two games, both victories, against Villanova. In fact, the Irish had just one miscue in the three-game series with the Wildcats. Over the last 22 games of the season, Notre Dame's fielding percentage was .981 and the Irish had only 16 errors.

PRETTY IMPRESSIVE REBOUND — Notre Dame surrendered 25 runs on 27 hits in a loss to Rutgers on April 10. The Irish had never yielded as many runs or lost by as large a margin in Frank Eck Stadium history. In fact, the 25 runs and 20-run margin were also highs in Notre Dame's BIG EAST history. However, the Irish won nine of their next 13 and six of seven in the BIG EAST. The team ERA over those next 13 games was 3.33. Notre Dame also put together three straight victories by at least seven runs (outscored the opposition 31-6), the first time the Irish have accomplished that feat since April 14-17, 2004, when the Irish defeated Oakland, 17-5, and Georgetown, 18-7 and 11-4.

TWIN KILLINGS — Notre Dame registered four double plays in the victory over Chicago State on April 13. The four double plays were the most for the Irish since they turned four in 2009 against Western Michigan; the feat is so rare, however, that it has been accomplished by a Notre Dame team just four times in the last 12 seasons. Notre Dame posted three in the series finale at Seton Hall and added three more in the midweek series against Michigan. In fact, the Irish registered just 17 double plays over their first 26 games, but turned 26 in their last 28 outings of the season.

CASEY IN THE FIELD — Senior 1B Casey Martin ranks ninth in school history with 911 putouts, sixth among non-catchers. Martin fielded .994 for his career and committed just one error in 454 fielding chances in 2010.

FROM THE SIDELINE TO THE FRONT LINE


— Senior LF Ryan Connolly missed the entire 2006 season and most of the 2008 year with separate shoulder injuries. He batted just .185 with 29 strikeouts in 81 at bats during the 2007 campaign. Connolly saw action in a reserve roll in 2009, before being inserted into the everyday lineup on May 8, 2009 against USF. He smacked his first career home run that night and proceeded to hit .348 with four home runs and 14 RBI over Notre Dame's last 13 games of the year. He did not miss a beat in 2010. In fact, Connolly has 15 home runs and 52 RBI in 67 games since becoming a full-time starter.

► Connolly led Notre Dame in hitting (.335), runs (47), hits (66), doubles (15), home runs (11) and RBI (38) in 2010. He reached base safely in 63 of his last 65 games played. Connolly had a streak of 47 consecutive games snapped earlier in 2010.

► Connolly saw his streak of consecutive games reaching base safely (via base hit, walk, or hit-by-pitch) end at 47 games against Michigan on April 21, 2010. The fifth-year senior had extended the streak in his last plate appearance on five different occasions, but he could not do so against the Wolverines, grounding out in his third and final at bat before being pinch-hit for in the eighth inning. The streak was the second longest in NCAA Division I baseball this season.

► Connolly then reached base safely in the next 15 games before a 0-for-4 outing on May 20 against Louisville. He had reached base safely in 62 of his last 63 games. Connolly had not been kept off the base paths in two straight appearances since March 26 and April 22 of 2008 (0-for-1) versus Milwaukee and Chicago State, respectively.

► Connolly had 12 hits and 21 total bases in a 17 at bat span from April 24-28, good for a .706 batting average and a 1.235 slugging clip; the



Senior OF Ryan Connolly led Notre Dame in hitting (.335), runs (47), hits (66), doubles (15), home runs (11) and RBI (38) in 2010



Senior OF David Mills not only recorded a career batting average of .325, but posted a 4-2 record and 4.46 earned-run average in 68.2 career innings pitched

stretch raised his season average from .333 to .377.

► Connolly doubled in the first inning against Toledo on April 27, giving him six hits in his last six at bats, and walked in the second (scoring both times) to extend his streak of consecutive plate appearances reaching base to seven. The last Irish player to have a 6-for-6 stretch was Danny Dressman on March 12 and 14 of 2007 (against Webber International and Dayton); Dressman also mixed in a pair of walks to reach base in eight straight plate appearances. A.J. Pollock also reached base in eight consecutive plate appearances in 2007 (April 21 and 22 versus West Virginia), collecting five hits and three walks.

► When Connolly notched six hits in six consecutive plate appearances against Cincinnati and Toledo, he became the first Irish player to accomplish that feat since Matt Macri collected six straight base knocks against Virginia Tech in 2004 (Mar. 21-22). Sean Gaston also picked up six straight hits earlier that season, doing so at the hands of Florida Memorial (Feb. 28) and Minnesota (Feb. 29).

► Connolly (11 home runs, 20 HBP) was just the second Irish player to smack at least 10 home runs and be hit by at least 10 pitches in the same season; the only other player to accomplish the feat was Eric Danapilis in 1993 (13 HR, 15 HBP).

► Connolly finished the season 7-for-7 in stolen bases, the fifth-most stolen bases in a season in Irish history without being caught. Fellow senior David Mills holds the school record for steals in a season without being tossed out, going 9-for-9 in 2008.

MAZUR RAZUR SHARP IN CLOSING ROLL
Steve Mazur closed out his career ninth in school history in career saves (nine), eighth in season saves (seven) and ninth in career strikeouts per nine innings (9.32).

MILLS FAR FROM RUN OF THE MILL — Senior OF David Mills not only recorded a career batting average of .325, but posted a 4-2 record and 4.46 earned-run average in 68.2 career innings pitched. A 2008 all-BIG EAST first-team selection, he owns single-season school records in stolen base percentage (1.000, 2008), sacrifice bunts (19, 2008) and total sacrifices (23, 2008). Mills also finished third in career sacrifices (46), third in career fewest walks per nine innings (1.70), fourth in career sacrifice bunts (31), tied for fifth in single-season sacrifice flies (seven), third in season walks per nine innings (0.89) and third in season strikeout-to-walk ratio (6.33).

► Mills ended 2010 and his career without issuing a walk to an opposing batter since March 27 at USF (first game of the doubleheader), a stretch covering 15 appearances, 21.2 innings and 89 batters. The streak ended as the longest (in terms of innings) for an Irish hurler since Tom Thornton worked 22.1 consecutive innings (89 batters) without allowing a walk from May 14 – June 3 of 2006. Here are the longest stretches without yielding a walk by Notre Dame pitchers since the beginning of the 2002 season:

Pitcher	Dates	Inn.	Batters
1. Thornton	4/4/05-4/22/05	24.2	96
2. Thornton	4/22/05-5/20/05	23.2	109
3. Thornton	5/14/06-6/3/06	22.1	89
4. Mills	3/27/10-5/22/10	21.2	89

► The 15 consecutive walk-free outings were the most by a Notre Dame pitcher since Brandon Vilorio avoided the base on balls in 16 straight appearances from May 15, 2002 – April 27, 2003, a stretch covering 19.0 innings and 69 batters. Vilorio holds the school's career record for fewest walks per nine innings (1.61).

► Mills was one of 25 players from across the country featured on the watch list for the John Olerud Two-Way Player of the Year Award. Mills and Pittsburgh junior Joe Leonard were the only players listed from the BIG EAST Conference. The Olerud Award, which recognizes a player who makes an impact both on the mound and at the plate, was presented in Lubbock, Texas, on July 2 as part of the College Baseball Awards Show.

SABBY PUNCHES TICKET 11 TIMES — Sophomore LHP Steve Sabatino limited Villanova to just two earned runs on seven hits in 6.1 innings on May 15. He punched out a career-best 11 and walked two. The 11 strikeouts were the most by a Notre Dame pitcher since David Phelps fanned 11 against Louisville on May 12, 2007.

MAUST MAKES MOST OF IRISH CAREER — Senior RHP Eric Maust became the 12th pitcher in school history to record 40 or more starts. He went 15-12 with a 4.84 earned-run average in 266.0 career innings of work. Maust, who was named all-BIG EAST in 2008, finished his Notre Dame career among the top 20 all-time in appearances, starts, innings pitched and victories.

DeSICO MORE THAN FRANK — Freshman 2B Frank DeSico notched his third four-hit game of 2010 against West Virginia on May 8 (second game of the doubleheader); the last Irish player to have more games in a season with four or more hits was Craig Cooper in 2006 (three four-hit games, one five-hit game).


► DeSico's three four-hit games also all came in a 20-game stretch, the shortest span for three games with four or more hits since A.J. Pollock had three four-hit games in a 17-game span in 2008 (March 4 vs. Maine, March 26 vs. Milwaukee, and March 30 vs. Cincinnati).

► DeSico started the final 47 games of the season at second base for the Irish, the last 32 of which were error-free for the Cleveland native. He closed the 2010 season with 155 consecutive chances without an error, last making a miscue in the first game of the doubleheader with USF on March 27.

► The 47 consecutive starts at second base are the most for an Irish player since Steve Sollman made 86 straight starts at second from March 30, 2002 – April 22, 2003.

ASHDOWN GOES DOWNTOWN, TWICE

Senior OF Brayden Ashdown notched the first multi-home run game of his career on April 30 against St. John's. It was the first by a Notre Dame player since A.J. Pollock smacked two on May 16, 2009, also against St. John's; in fact, the last three two-HR games by Irish players have all come against the Red Storm, as Ryan Connolly also took St. John's deep twice on May 14 of 2009. Ashdown became the seventh Irish player in the Dave Schrage era to homer twice in a game, joining Mike Dury (3.14.07), Casey Martin (3.21.08), Evan Sharpley (3.22.08), Jeremy Barnes (5.3.08), Connolly and Pollock.



Senior RHP Eric Maust became the 12th pitcher in school history to record 40 or more starts.

2010 Overall Statistics

HITTING

(Sorted by Batting Avg.)																						
Player	AVG	GP-GS	AB	R	H	2B	3B	HR	RBI	TB	SLG%	BB	HBP	SO	OB%	SF	SH	SB	PO	A	E	FLD%
10 Connolly, Ryan	.335	53-52	197	47	66	15	2	11	38	118	.599	17	20	59	.438	1	3	7-7	96	1	6	.942
35 Desico, Frank	.333	50-47	189	29	63	6	0	1	25	72	.381	14	1	18	.379	2	7	4-5	97	142	5	.980
38 Martin, Casey	.328	49-45	192	27	63	10	0	5	33	88	.458	11	5	34	.376	2	0	1-1	435	18	1	.998
5 Mills, David	.308	50-49	185	34	57	9	2	3	32	79	.427	27	4	16	.395	7	4	8-10	46	11	4	.934
12 Ashdown, Brayden	.262	41-37	141	17	37	4	1	5	18	58	.411	12	3	33	.327	3	3	0-2	74	5	6	.929
26 Doyle, Mick	.228	49-49	180	29	41	13	1	5	22	71	.394	20	2	37	.307	3	2	2-4	78	158	17	.933
29 Intlekofer, Ryne	.315	22-13	54	9	17	5	0	1	5	25	.463	5	2	10	.387	1	1	1-1	30	15	0	1.000
14 Scioscia, Matt	.288	28-10	52	2	15	2	0	0	12	17	.327	7	1	9	.371	2	1	0-0	21	0	0	1.000
40 Warrender, Bill	.273	18-8	33	5	9	1	1	1	4	15	.455	5	1	12	.375	1	0	0-0	16	0	2	.889
17 Boockford, Billy	.267	26-24	86	11	23	2	0	1	14	28	.326	11	0	16	.347	1	2	1-2	44	4	3	.941
4 Hudson, Joe	.264	22-16	53	9	14	1	0	1	6	18	.340	5	0	13	.311	3	0	1-1	102	16	1	.992
1 Norton, Adam	.261	37-31	115	15	30	9	1	1	15	44	.383	5	1	14	.295	1	2	0-2	14	73	6	.935
20 Markson, Charlie	.250	15-4	20	3	5	1	0	0	3	6	.300	4	0	4	.375	0	0	2-2	16	0	1	.941
44 Casey, David	.246	31-16	65	8	16	0	0	0	12	16	.246	9	3	11	.364	0	0	0-0	40	2	1	.977
28 McConnell, Cameron	.219	40-38	128	17	28	4	1	3	17	43	.336	10	0	17	.271	2	5	1-1	223	33	1	.996
15 Sherry, Greg	.202	41-31	104	12	21	3	0	0	6	24	.231	5	1	22	.243	1	6	0-0	31	64	6	.941
8 Grosso, Matt	.185	16-6	27	7	5	0	0	1	3	8	.296	5	0	5	.313	0	0	1-1	0	0	0	.000
2 Robinson, Alex	.176	19-8	34	9	6	2	0	0	1	8	.235	4	1	7	.282	0	2	0-1	20	1	1	.955
30 Harford, Will	.091	8-2	11	2	1	0	0	0	0	1	.091	2	0	2	.231	0	0	0-0	28	1	1	.967
13 Petzold, Herman	.000	4-0	4	1	0	0	0	0	0	0	.000	2	0	3	.333	0	0	0-0	0	2	0	1.000
33 Adams, Ty	.000	3-0	3	0	0	0	0	0	0	0	.000	1	0	1	.250	0	0	0-0	0	0	0	.000
45 Hudgins, Will	.000	1-0	1	0	0	0	0	0	0	0	.000	0	0	0	.000	0	0	0-0	0	5	0	1.000
Totals	.276	54-54	1874	293	517	87	9	39	266	739	.394	181	45	343	.349	30	38	29-40	1429	617	73	.966
Opponents	.299	54-54	1906	380	570	129	10	45	339	854	.448	193	49	334	.376	14	43	63-83	1439	582	87	.959

PITCHING

(Sorted by Earned Run Avg.)																				
Player	ERA	W-L	APP-GS	CG	SHO	CBO	SV	IP	H	R-ER	BB-SO	2B	3B	HR	AB	B/Avg	WP	HBP	BK	
52 Sabatino, Steve	5.53	3-7	15-14	0	0	0	0	71.2	83	62-44	33-61	24	1	9	293	.283	1	8	0	
16 Maust, Eric	5.83	1-6	16-13	0	0	0	0	66.1	90	52-43	22-34	18	1	2	274	.328	5	5	2	
6 Dupra, Brian	6.21	4-5	15-14	0	0	0	0	82.2	104	72-57	22-53	21	2	11	341	.305	2	7	0	
7 Ispas, Dustin	0.00	0-0	1-0	0	0	0	0	1.1	1	4-0	3-1	0	0	0	5	.200	0	0	0	
5 Mills, David	3.26	1-1	20-1	0	0	0	2	30.1	31	14-11	3-19	6	0	4	117	.265	1	2	0	
19 Miller, Todd	3.65	2-0	9-1	0	0	0	1	12.1	12	5-5	5-7	1	0	2	44	.273	1	1	0	
18 Mazur, Steven	4.44	1-2	21-0	0	0	1	7	26.1	22	14-13	11-29	3	1	1	96	.229	1	3	0	
43 Spizzirri, Joe	5.19	0-0	6-0	0	0	0	0	8.2	9	5-5	5-4	2	0	0	30	.300	0	0	0	
1 Norton, Adam	5.23	1-0	8-2	0	0	0	0	20.2	29	13-12	5-18	9	0	2	90	.322	0	1	0	
45 Hudgins, Will	5.56	4-1	26-0	0	0	0	0	34.0	32	23-21	13-23	8	1	2	128	.250	6	10	1	
23 Richter, Ryan	7.15	1-1	13-1	0	0	0	0	34.0	48	31-27	10-21	10	3	5	140	.343	0	5	0	
21 Spano, Joe	7.59	0-3	23-0	0	0	1	0	21.1	21	20-18	21-20	4	0	1	77	.273	9	1	2	
17 Boockford, Billy	7.62	1-0	8-0	0	0	0	0	13.0	15	12-11	11-6	6	0	2	48	.313	1	2	0	
37 Johnson, Cole	7.76	3-3	10-5	0	0	1	0	31.1	47	30-27	11-19	11	1	2	133	.353	1	2	1	
34 Sharpley, Ryan	8.22	0-1	9-1	0	0	1	0	15.1	18	14-14	13-16	3	0	2	62	.290	3	2	0	
24 Veerkamp, Patrick	9.00	0-2	3-2	0	0	0	0	7.0	8	9-7	5-3	3	0	0	28	.286	0	0	0	
Totals	5.95	22-32	54-54	0	1	1	10	476.1	570	380-315	193-334	129	10	45	1906	.299	31	49	6	
Opponents	4.37	32-22	54-54	4	3	0	14	479.2	517	293-233	181-343	87	9	39	1874	.276	46	45	5	



Junior RHP Brian Dupra led the Irish in victories (four, tied), starts (14, tied) and innings pitched (82.2).



Freshman 2B Frank DeSica, who batted .333, started the final 47 games of the season at second base for the Irish, the last 32 of which were error-free.



HITTING

(Sorted by Batting Avg.)

Player	AVG	GP-GS	AB	R	H	2B	3B	HR	RBI	TB	SLG%	BB	HBP	SO	OB%	SF	SH	SB	PO	A	E	FLD%
10 Connolly, Ryan	.311	27-27	103	24	32	6	1	7	17	61	.592	9	12	35	.427	0	0	2-2	50	1	3	.944
35 Desico, Frank	.319	27-27	113	17	36	3	0	0	15	39	.345	8	0	8	.361	1	2	3-3	60	78	1	.993
38 Martin, Casey	.248	27-26	109	13	27	5	0	2	13	38	.349	7	2	19	.305	0	0	1-1	253	12	0	1.000
5 Mills, David	.287	26-26	101	17	29	4	0	2	15	39	.386	12	3	6	.373	2	3	0-1	15	5	1	.952
12 Ashdown, Brayden	.269	21-20	78	10	21	3	0	4	9	36	.462	6	0	17	.318	1	2	0-1	43	3	3	.939
26 Doyle, Mick	.221	27-27	104	17	23	5	0	3	13	37	.356	5	2	22	.265	2	1	1-3	38	88	6	.955
29 Intlekofer, Ryne	.214	9-3	14	1	3	1	0	0	1	4	.286	2	0	5	.294	1	0	0-0	10	2	0	1.000
14 Scioscia, Matt	.200	9-1	10	0	2	0	0	0	1	2	.200	0	0	4	.200	0	0	0-0	2	0	0	1.000
40 Warrender, Bill	.321	10-7	28	2	9	1	1	1	3	15	.536	2	1	10	.387	0	0	0-0	13	0	1	.929
17 Boockford, Billy	.308	19-18	65	8	20	2	0	1	12	25	.385	7	0	13	.370	1	2	1-2	35	2	2	.949
4 Hudson, Joe	.346	11-8	26	5	9	1	0	1	4	13	.500	2	0	6	.379	1	0	1-1	48	7	1	.982
1 Norton, Adam	.271	17-12	48	6	13	6	1	1	8	24	.500	2	0	7	.300	0	1	0-1	5	27	2	.941
20 Markson, Charlie	.000	1-0	0	0	0	0	0	0	0	0	.000	0	0	0	.000	0	0	0-0	2	0	0	1.000
44 Casey, David	.207	16-7	29	0	6	0	0	0	3	6	.207	4	1	5	.324	0	0	0-0	8	0	0	1.000
28 McConnell, Cameron	.197	19-19	66	8	13	2	0	3	9	24	.364	5	0	8	.254	0	1	1-1	99	19	1	.992
15 Sherry, Greg	.208	19-15	48	6	10	1	0	0	4	11	.229	2	0	10	.240	0	0	0-0	16	30	2	.958
8 Grosso, Matt	.000	2-0	1	0	0	0	0	0	0	0	.000	0	0	1	.000	0	0	0-0	0	0	0	.000
2 Robinson, Alex	.000	5-0	2	1	0	0	0	0	0	0	.000	1	0	0	.333	0	0	0-0	0	0	0	.000
30 Harford, Will	.000	1-0	1	1	0	0	0	0	0	0	.000	0	0	0	.000	0	0	0-0	0	0	0	.000
13 Petzold, Herman	.000	1-0	1	0	0	0	0	0	0	0	.000	0	0	1	.000	0	0	0-0	0	0	0	.000
33 Adams, Ty	.000	0-0	0	0	0	0	0	0	0	0	.000	0	0	0	.000	0	0	0-0	0	0	0	.000
45 Hudgins, Will	.000	0-0	0	0	0	0	0	0	0	0	.000	0	0	0	.000	0	0	0-0	0	0	0	.000
Totals	.267	27-27	947	136	253	40	3	25	127	374	.395	74	21	177	.331	9	12	10-16	712	310	27	.974
Opponents	.321	27-27	976	209	313	70	5	39	189	510	.523	88	26	156	.390	6	21	28-36	726	296	41	.961

PITCHING

(Sorted by Earned Run Avg.)

Player	ERA	W-L	APP-GS	CG	SHO	CBO	SV	IP	H	R-ER	BB-SO	2B	3B	HR	AB	B/Avg	WP	HBP	BK
52 Sabatino, Steve	6.70	2-4	9-9	0	0	0	0	47.0	56	38-35	22-39	15	0	8	190	.295	1	4	0
16 Maust, Eric	6.31	1-5	9-9	0	0	0	0	41.1	60	35-29	13-22	13	1	2	173	.347	4	3	2
6 Dupra, Brian	7.09	2-4	9-9	0	0	0	0	53.1	75	52-42	14-31	15	1	11	229	.328	2	5	0
7 Ispas, Dustin	0.00	0-0	0-0	0	0	0	0	0.0	0	0-0	0-0	0	0	0	0	.000	0	0	0
5 Mills, David	3.86	1-0	11-0	0	0	0	1	16.1	16	8-7	1-9	3	0	4	63	.254	1	2	0
19 Miller, Todd	8.10	0-0	3-0	0	0	0	0	3.1	5	3-3	0-1	1	0	1	13	.385	0	1	0
18 Mazur, Steven	6.57	1-2	12-0	0	0	0	4	12.1	13	9-9	7-12	3	1	0	46	.283	0	3	0
43 Spizzirri, Joe	0.00	0-0	0-0	0	0	0	0	0.0	0	0-0	0-0	0	0	0	0	.000	0	0	0
1 Norton, Adam	9.00	0-0	2-0	0	0	0	0	4.0	7	5-4	1-5	2	0	2	21	.333	0	0	0
45 Hudgins, Will	7.31	2-1	15-0	0	0	0	0	16.0	19	15-13	7-10	5	1	1	66	.288	3	3	0
23 Richter, Ryan	8.84	0-0	6-0	0	0	0	0	18.1	29	19-18	7-9	4	1	5	78	.372	0	2	0
21 Spano, Joe	7.27	0-1	8-0	0	0	0	0	8.2	8	7-7	10-7	3	0	1	29	.276	3	1	0
17 Boockford, Billy	14.73	0-0	3-0	0	0	0	0	3.2	8	6-6	3-1	3	0	1	16	.500	0	1	0
37 Johnson, Cole	5.40	1-0	4-0	0	0	0	0	10.0	11	6-6	3-6	3	0	1	37	.297	0	0	0
34 Sharpley, Ryan	18.00	0-0	2-0	0	0	0	0	3.0	6	6-6	0-4	0	0	2	15	.400	1	1	0
24 Veerkamp, Patrick	0.00	0-0	0-0	0	0	0	0	0.0	0	0-0	0-0	0	0	0	0	.000	0	0	0
Totals	7.02	10-17	27-27	0	0	0	5	237.1	313	209-185	88-156	70	5	39	976	.321	15	26	2
Opponents	4.05	17-10	27-27	1	1	0	7	242.0	253	136-109	74-177	40	3	25	947	.267	13	21	1



Senior 1B Casey Martin did not commit a single error in 27 games of BIG EAST play.



Senior OF/LHP David Mills made 11 relief appearances for the Irish in BIG EAST play and walked just one batter over 16.1 innings of work. He also added nine punch outs.

2010 Miscellaneous Statistics

SITUATIONAL

Stolen-Base Percentage: Notre Dame .725, Opponents .759
Left On Base: Notre Dame 438, Opponents 397
Grounded Into Double Plays: Notre Dame 31, Opponents 29
Double Plays Turned: Notre Dame 43, Opponents 42
Passed Balls (4): McConnell 2, Hudson 2 (Opp. 8)
Intentional Walks (4): Martin 2, DeSico, Casey (Opp. 9)
Picked Off (8): Connolly, Ashdown, McConnell, Doyle, DeSico, Sherry, Warrender, Intlekofer (Opp. 9)
Stolen Bases Against: McConnell (45-57), Hudson (18-25), Sabatino (16-16), Maust (10-13), Dupra (8-10), Johnson (4-8), Richter (4-7), Hudgins (6-7), Boockford (4-6), Norton (3-3), Miller (2-3), Spano (3-3), Ispas (2-2), Spizzirri (0-2), Mazur (1-2), Mills (0-1).
Leadoff On-Base Percentage: Notre Dame .370, Opponents .374
Batting Average With Two Outs: Notre Dame .259, Opponents .309
Batting Average With RISP: Notre Dame .260, Opponents .312
OPS (On-Base + Slugging): Notre Dame .743, Opponents .824
Groundouts: Notre Dame 528, Opponents 558
Flyouts: Notre Dame 498, Opponents 456

MISCELLANEOUS

Longest Game: 3:54 at Miss. Valley State (Feb. 19)
Quickest Game: 2:06 (7 Inn.) vs. Louisville (May 22 - 1st game)
Longest Winning Streak: 4, vs. Chicago State (Apr. 13) through at Seton Hall (Apr. 18)
Longest Losing Streak: 7, vs. St. John's (May 1) through at Villanova (May 14)
Largest Crowd at Frank Eck Stadium: 2,140 vs. Michigan (April 21)
Largest Road Crowd: 1,384 at Michigan (April 20)
Largest Neutral Crowd: 2,311 vs. Penn State - Naimoli Complex - St. Petersburg, Fla. (Feb. 11)

STARTERS BY POSITION

C: Cameron McConnell 38 (17-21), Joe Hudson 16 (5-11)
1B: Casey Martin 45 (20-25), David Casey 5 (1-4), Matt Scioscia 2 (1-1), Will Harford 2 (0-2)
2B: Frank DeSico 47 (18-29), Ryne Intlekofer 4 (2-2), Greg Sherry 3 (2-1)
SS: Mick Doyle 49 (20-29), Adam Norton 5 (2-3)
3B: Greg Sherry 28 (12-16), Adam Norton 26 (10-16)
LF: Ryan Connolly 49 (19-30), David Mills 3 (2-1), Matt Grosso 2 (1-1)
CF: Brayden Ashdown 27 (13-14), Ryne Intlekofer 9 (1-8), Alex Robinson 8 (3-5), Bill Warrender 6 (3-3)
 David Mills 3 (1-2), Charlie Markson 1 (1-0)
RF: Billy Boockford 24 (11-13), David Mills 15 (4-11), Brayden Ashdown 10 (6-4), Charlie Markson 3 (1-2)
 Bill Warrender 2 (0-2)
DH: David Mills 28 (13-15), David Casey 11 (4-7), Matt Scioscia 8 (2-6), Matt Grosso 4 (1-3)
 Ryan Connolly 3 (2-1)
P: Steve Sabatino 14 (5-9), Brian Dupra 14 (7-7), Eric Maust 13 (4-9), Cole Johnson 5 (2-3)
 Patrick Veerkamp 2 (0-2), Adam Norton 2 (2-0), Todd Miller 1 (1-0), Ryan Sharpley 1 (1-0)
 David Mills 1 (0-1), Ryan Richter 1 (0-1)

STARTERS BY BATTING ORDER

1: Ryan Connolly 37 (16-21), David Mills 9 (2-7), Ryne Intlekofer 3 (2-1), Frank DeSico 3 (1-2)
 Alex Robinson 2 (1-1)
2: Frank DeSico 30 (13-17), David Mills 11 (5-6), Alex Robinson 6 (2-4), Ryne Intlekofer 6 (1-5)
 Brayden Ashdown 1 (1-0)
3: David Mills 25 (12-13), Ryan Connolly 15 (5-10), Matt Scioscia 6 (2-4), David Casey 5 (2-3)
 Matt Grosso 2 (0-2), Brayden Ashdown 1 (1-0)
4: Casey Martin 37 (16-21), David Casey 8 (3-5), Matt Scioscia 4 (1-3), Bill Warrender 2 (1-1)
 Matt Grosso 2 (0-2), Mick Doyle 1 (1-0)
5: Mick Doyle 37 (15-22), Brayden Ashdown 11 (4-7), Adam Norton 5 (2-3), Matt Grosso 1 (1-0)
6: Brayden Ashdown 21 (11-10), Billy Boockford 10 (4-6), David Mills 4 (1-3), Charlie Markson 4 (2-2)
 Bill Warrender 3 (1-2), Ryne Intlekofer 3 (0-3), David Casey 3 (0-3), Casey Martin 3 (1-2)
 Adam Norton 2 (1-1), Matt Grosso 1 (1-0)
7: Billy Boockford 14 (7-7), Frank DeSico 12 (4-8), Mick Doyle 10 (4-6), Adam Norton 6 (2-4)
 Casey Martin 5 (3-2), Bill Warrender 3 (1-2), Will Harford 2 (0-2), Ryne Intlekofer 1 (0-1)
 Brayden Ashdown 1 (1-0)
8: Cameron McConnell 38 (17-21), Joe Hudson 16 (5-11)
9: Greg Sherry 31 (14-17), Adam Norton 18 (7-11), Frank DeSico 2 (0-2), Brayden Ashdown 2 (1-1)
 Mick Doyle 1 (0-1)

ATTENDANCE FIGURES

Cumulative (50 dates): 42,160
Cumulative Average: 843
Largest: 2,311 vs. Penn State
 (Feb. 28) at Naimoli Complex in St. Petersburg, Fla.
Home Total (19 dates): 20,621
Home Average: 1,085
Largest Home: 2,140 vs. Michigan (Apr. 21)
Home BIG EAST (10 dates): 11,298
Home BIG EAST Average: 1,129
Road Total (20 dates): 14,057
Road Average: 702
Largest Road: .. 1,712 at Texas-Pan American (Mar. 10)
Road BIG EAST (15 dates): 7,727
Road BIG EAST Average: 515
Neutral Site (12 dates): 7,482
Neutral Site Average: 680
Largest Neutral: 2,311 vs. Penn State
 (Feb. 28) at Naimoli Complex in St. Petersburg, Fla.
BIG EAST Total (25 dates): 19,025
BIG EAST Average: 761
Largest BIG EAST: 1,421 vs. Cincinnati (Apr. 24)

IN 2010 NOTRE DAME WAS...

Overall: 22-32	BIG EAST: 10-17
BIG EAST (H): 4-8	BIG EAST (A): 6-9
Non-Conference: 12-15	Non-Conference (H): 4-6
Non-Conference (A): 2-3	Non-Conference (N): 6-6
Home: 8-14	Away: 8-12
Neutral: 6-6	Day: 13-22
Night: 9-10	vs Left: 6-9
vs Right: 16-23	Tuesday: 4-2
Wednesday: 1-4	Thursday: 1-2
Friday: 6-4	Saturday: 5-15
Sunday: 5-5	February: 4-2
March: 4-13	April: 12-7
May: 2-10	1-Run games: 6-6
2-Run games: 2-2	5+Run games: 8-15
Extra Innings: 3-1	Shutouts: 1-3
ND Scoring 0-2 runs: 1-12	ND Scoring 3-5 runs: 5-14
ND Scoring 6-9 runs: 9-6	ND Scoring 10+ runs: 7-0
Opp. 0-2 runs: 7-0	Opp. 3-5 runs: 10-7
Opp. 6-9 runs: 5-10	Opp. 10+ runs: 0-15
ND Scored in 1st: 15-8	Opp. scored in 1st: 4-18
ND Scores first: 18-11	Opp. scores first: 4-21
After 6 leading: 19-4	After 6 trailing: 1-26
After 6 tied: 2-2	After 7 leading: 18-3
After 7 trailing: 1-27	After 7 tied: 3-1
After 8 leading: 19-3	After 8 trailing: 0-27
After 8 tied: 3-1	ND 0 home runs: 9-19
ND 1 home run: 8-8	ND 2+ home runs: 5-5
Opp. 0 home runs: 17-16	Opp. 1 home run: 1-5
Opp. 2+ HRs: 4-11	ND 0 errors: 10-5
ND 1 error: 5-15	ND 2+ errors: 7-12
Opp. 0 errors: 4-9	Opp. 1 error: 2-16
Opp. 2+ errors: 16-7	Out-hit opp.: 18-5
Out-hit by opp.: 3-24	Hits are tied: 1-3
ND 1-3 Hits: 0-1	ND 4-6 Hits: 1-4
ND 7-9 Hits: 5-13	ND 10+ Hits: 16-13
ND 20+ Hits: 0-0	Doubleheaders: 1-9
ND Starter w/ Decision: 12-24	
ND Bullpen Gets Decision: 10-8	
Come-From-Behind Wins: 7	
Last At-Bat Wins: 6	
Vs. *Ranked Opponents: 0-4	
*Top 25 ranking at time played	

MULTIPLE HIT GAMES

	2	3	4	5+	Tot
38 MARTIN, Casey	13	4	2	-	19
10 CONNOLLY, Ryan	13	4	-	1	18
35 DESICO, Frank	13	2	3	-	18
5 MILLS, David	11	3	1	-	15
12 ASHDOWN, Brayden	7	2	-	-	9
26 DOYLE, Mick	6	3	-	-	9
1 NORTON, Adam	7	2	-	-	9
28 MCCONNELL, Camero	8	-	-	-	8
29 INTLEKOFER, Ryne	5	-	-	-	5
44 CASEY, David	4	1	-	-	5
4 HUDSON, Joe	3	1	-	-	4
15 SHERRY, Greg	4	-	-	-	4
14 SCIOSCIA, Matt	3	-	-	-	3
17 BOOCKFORD, Billy	2	1	-	-	3
41 WARRENDER, Bill	1	1	-	-	2
2 ROBINSON, Alex	1	1	-	-	2
20 MARKSON, Charlie	1	-	-	-	1
8 GROSSO, Matt	1	-	-	-	1
TEAM	103	25	6	1	135

MULTIPLE HIT GAMES

	2	3	4	5+	Tot
10 CONNOLLY, Ryan	6	3	1	-	10
35 DESICO, Frank	8	-	-	-	8
5 MILLS, David	5	2	1	-	8
38 MARTIN, Casey	2	3	2	-	7
28 MCCONNELL, Camero	3	2	-	-	5
17 BOOCKFORD, Billy	4	1	-	-	5
26 DOYLE, Mick	3	1	1	-	5
12 ASHDOWN, Brayden	2	2	-	-	4
14 SCIOSCIA, Matt	1	2	-	-	3
1 NORTON, Adam	1	-	1	-	2
44 CASEY, David	2	-	-	-	2
8 GROSSO, Matt	1	-	-	-	1
29 INTLEKOFER, Ryne	-	1	-	-	1
4 HUDSON, Joe	1	-	-	-	1
20 MARKSON, Charlie	-	1	-	-	1
TEAM	39	18	6	0	63



HITTING STREAKS

	Longest	Current
10 CONNOLLY, Ryan	13	-
38 MARTIN, Casey	10	-
<i>Senior OF Ryan Connolly, who recorded a team-best 13-game hitting streak in 2010, also posted a 47-game streak of consecutive games reaching base safely (via base hit, walk, or hit-by-pitch).</i>		
5 MILLS, David	10	2
35 DESICO, Frank	10	2
14 SCIOSCIA, Matt	6	1
26 DOYLE, Mick	6	1
17 BOOCKFORD, Billy	6	6
29 INTLEKOFER, Ryne	5	1
15 SHERRY, Greg	5	-
12 ASHDOWN, Brayden	5	-
1 NORTON, Adam	5	2
41 WARRENDER, Bill	4	-
28 MCCONNELL, Camero	3	-
4 HUDSON, Joe	3	-
44 CASEY, David	3	1
8 GROSSO, Matt	2	-
20 MARKSON, Charlie	2	-
2 ROBINSON, Alex	2	-
30 HARFORD, Will	1	-



Frank DeSico notched his third four-hit game of 2010 against West Virginia on May 8 (second game of the doubleheader); the last Irish player to have more games in a season with four or more hits was Craig Cooper in 2006 (three four-hit games, one five-hit game).

2010 Highs

TEAM BATTING

At bats:	43	vs Rutgers (Apr 11, 2010)
Runs scored:	19	vs Miss. Valley State (Feb 21 at Greenville, MS)
Hits:	16	vs Miss. Valley State (Feb 21 at Greenville, MS)
RBIs:	16	vs Miss. Valley State (Feb 21 at Greenville, MS)
Doubles:	5	vs Harvard (Mar 06 at DeLand, FL)
Triples:	2	vs Ball State (Mar 23)
.....	2	vs Oakland (Apr 06)
Home runs:	3	at Miss. Valley State (Feb 19)
.....	3	at Georgetown (Apr 01)
.....	3	vs Rutgers (Apr 11)
Total bases:	26	at Georgetown (Apr 02)
Walks:	11	vs Miss. Valley State (Feb 21 at Greenville, MS)
Strikeouts:	12	at USF (Mar 26)
.....	12	vs Valparaiso (Apr 28 at Gary, IN)
Sac hits:	4	at Stetson (Mar 07)
Sac flies:	4	vs Oakland (Apr 06)
Stolen bases:	3	at Georgetown (Apr 02)
Hit by pitch:	3	vs Miss. Valley State (Feb 21 at Greenville, MS)
.....	3	vs Bradley (Mar 11 at San Antonio, TX)
.....	3	vs St. John's (Apr 30)
Caught stealing:	2	vs Pacific (Mar 14 at San Antonio, TX)
Runners LOB:	15	vs Michigan State (Mar 20)
Hit into DP:	3	at Texas-Pan American (Mar 10)
.....	3	vs Michigan (Apr 21)

TEAM FIELDING

Putouts:	33	vs Rutgers (Apr 11)
.....	33	at Villanova (May 15)
Assists:	22	vs St. John's (May 01)
Errors:	6	vs Penn State (Feb 28 at St. Petersburg, FL)
Passed balls:	1	(4 times)
DPs turned:	4	vs Chicago State (Apr 13)

TEAM PITCHING

Innings pitched:	11.0	vs Rutgers (Apr 11)
.....	11.0	at Villanova (May 15)
Runs allowed:	25	vs Rutgers (Apr 10)
Earned runs:	25	vs Rutgers (Apr 10)
Walks allowed:	9	at Texas-Pan American (Mar 10)
.....	9	vs Cincinnati (Apr 24)
Strikeouts:	13	at Villanova (May 15)
Hits allowed:	27	vs Rutgers (Apr 10)
Doubles allowed:	7	at Seton Hall (Apr 16)
Triples allowed:	2	vs Ball State (Mar 23)
Homers allowed:	7	vs Rutgers (Apr 10)
Wild pitches:	3	at Georgetown (Apr 03)
Hit batters:	5	vs Kansas State (Mar 06 at DeLand, FL)
.....	5	at Villanova (May 14, 2010)



Sophomore LHP Steve Sabatino punched out a career-best 11 against Villanova on May 15. The 11 strikeouts were the most by a Notre Dame pitcher since David Phelps fanned 11 against Louisville on May 12, 2007.

INDIVIDUAL BATTING

At bats:	6	(5 times)
Runs scored:	4	Alex Robinson at Texas-Pan American (Mar 09)
Hits:	5	Ryan Connolly vs Cincinnati (Apr 24)
RBIs:	4	(6 times)
Doubles:	2	(4 times)
Triples:	2	David Mills vs Oakland (Apr 06)
Home runs:	2	Brayden Ashdown vs St. John's (Apr 30)
Total bases:	8	Ryan Connolly vs Valparaiso (Apr 28 at Gary, IN)
.....	8	Brayden Ashdown vs St. John's (Apr 30)
Walks:	4	David Mills at Villanova (May 14)
Strikeouts:	4	Ryan Connolly at West Virginia (May 08)
Sac hits:	1	(38 times)
Sac flies:	2	Joe Hudson vs Miss. Valley State (Feb 21 at Greenville, MS)
.....	2	David Mills vs Oakland (Apr 06)
Stolen bases:	2	David Mills at Miss. Valley State (Feb 19)
.....	2	David Mills vs Miss. Valley State (Feb 20 at Greenville, MS)
.....	2	Ryan Connolly vs Penn State (Feb 28 at St. Petersburg, FL)
Hit by pitch:	1	(45 times)
Caught stealing:	1	(11 times)
Runners LOB:	6	Charlie Markson vs Penn State (Feb 28 at St. Petersburg, FL)

INDIVIDUAL FIELDING

Putouts:	16	Casey Martin vs Louisville (May 20)
Assists:	10	Mick Doyle at Seton Hall (Apr 18)
Errors:	2	(6 times)
Passed balls:	1	(4 times)

INDIVIDUAL PITCHING

Innings pitched:	8.2	Brian Dupra vs Louisville (May 20)
Runs allowed:	10	Ryan Richter vs Rutgers (Apr 10)
Earned runs:	10	Ryan Richter vs Rutgers (Apr 10)
Walks allowed:	7	Steve Sabatino vs Cincinnati (Apr 24)
Strikeouts:	11	Steve Sabatino at Villanova (May 15)
Hits allowed:	12	Eric Maust vs Rutgers (Apr 11)
Doubles allowed:	5	Brian Dupra at Seton Hall (Apr 16)
Triples allowed:	2	Ryan Richter vs Ball State (Mar 23)
Homers allowed:	3	Ryan Richter vs Rutgers (Apr 10)
Wild pitches:	2	Joe Spano vs Gonzaga (Mar 13 at San Antonio, TX)
.....	2	Eric Maust at Georgetown (Apr 03)
Hit batters:	4	Steve Sabatino vs Kansas State (Mar 06 at DeLand, FL)



Junior OF Alex Robinson scored a club season-high and personal career-high four runs against Texas-Pan American on March 9.

2010 RESULTS: 22-32, 10-17 BIG EAST

Game date	Opposing team		Home: 8-14		Away: 8-12		Neutral: 6-6		Pitcher of record	Attend	Time
			Score	r-h-e	r-h-e	Inns	Overall	BIG EAST			
Feb 19, 2010	at Miss. Valley State	W	12-4	12-12-2	4-9-4	9	1-0-0	0-0-0	Johnson (W 1-0)	412	3:54
!Feb 20, 2010	vs Miss. Valley State	W	8-3	8-9-0	3-7-5	9	2-0-0	0-0-0	Boockford (W 1-0)	1875	2:59
!Feb 21, 2010	vs Miss. Valley State	W	19-3	19-16-2	3-3-3	9	3-0-0	0-0-0	Sabatino (W 1-0)	375	3:16
@Feb 26, 2010	vs Illinois		1-11	L 1-8-4	11-17-2	9	3-1-0	0-0-0	Johnson (L 1-1)	211	3:02
@Feb 27, 2010	vs #13 Ohio State		2-10	L 2-11-3	10-12-1	9	3-2-0	0-0-0	Dupra (L 0-1)	425	2:48
@Feb 28, 2010	vs Penn State	W	9-8	9-15-6	8-7-3	(10)	4-2-0	0-0-0	Miller (W 1-0)	2311	3:40
#Mar 06, 2010	vs Harvard-1		6-9	L 6-12-2	9-13-1	9	4-3-0	0-0-0	Johnson (L 1-2)	-	2:37
#Mar 06, 2010	vs Kansas State-2		2-5	L 2-9-1	5-10-1	9	4-4-0	0-0-0	Sabatino (L 1-1)	142	2:47
#Mar 07, 2010	at Stetson	W	4-2	4-9-1	2-8-2	9	5-4-0	0-0-0	Dupra (W 1-1)	1439	3:01
Mar 09, 2010	at Texas-Pan American		7-9	L 7-6-2	9-13-1	9	5-5-0	0-0-0	Mills (L 0-1)	1383	3:53
Mar 10, 2010	at Texas-Pan American		4-10	L 4-11-2	10-7-1	9	5-6-0	0-0-0	Veerkamp (L 0-1)	1712	3:14
\$Mar 11, 2010	vs Bradley	W	10-6	10-13-0	6-10-2	9	6-6-0	0-0-0	Hudgins (W 1-0)	411	2:49
\$Mar 12, 2010	vs Pacific		4-8	L 4-11-1	8-12-0	9	6-7-0	0-0-0	Johnson (L 1-3)	416	2:30
\$Mar 13, 2010	vs Gonzaga	W	6-3	6-11-1	3-7-0	9	7-7-0	0-0-0	Dupra (W 2-1)	376	2:30
\$Mar 14, 2010	vs Pacific		2-3	L 2-7-0	3-10-2	9	7-8-0	0-0-0	Spano (L 0-1)	424	2:36
Mar 20, 2010	MICHIGAN STATE-1		0-13	L 0-7-5	13-10-0	9	7-9-0	0-0-0	Sabatino (L 1-2)	-	2:25
Mar 20, 2010	MICHIGAN STATE-2		4-7	L 4-10-1	7-8-1	9	7-10-0	0-0-0	Spano (L 0-2)	930	3:12
Mar 21, 2010	MICHIGAN STATE		0-3	L 0-3-1	3-9-0	9	7-11-0	0-0-0	Maust (L 0-1)	866	2:20
Mar 23, 2010	BALL STATE	W	11-5	11-12-1	5-9-2	9	8-11-0	0-0-0	Richter (W 1-0)	1031	2:42
Mar 24, 2010	ILLINOIS-CHICAGO		5-10	L 5-11-3	10-11-0	9	8-12-0	0-0-0	Veerkamp (L 0-2)	830	2:58
*Mar 26, 2010	at USF		0-4	L 0-0-1	4-10-2	9	8-13-0	0-1-0	Dupra (L 2-2)	1048	2:23
*Mar 27, 2010	at USF-1		3-6	L 3-10-1	6-10-1	9	8-14-0	0-2-0	Sabatino (L 1-3)	650	2:14
*Mar 27, 2010	at USF-2		2-10	L 2-10-1	10-12-1	9	8-15-0	0-3-0	Maust (L 0-2)	1363	2:41
*Apr 01, 2010	at Georgetown		9-10	L 9-9-2	10-13-1	9	8-16-0	0-4-0	Spano (L 0-3)	374	2:46
*Apr 02, 2010	at Georgetown	W	12-8	12-14-0	8-11-5	9	9-16-0	1-4-0	Sabatino (W 2-3)	253	2:50
*Apr 03, 2010	at Georgetown		7-11	L 7-10-4	11-12-1	9	9-17-0	1-5-0	Maust (L 0-3)	336	2:51
Apr 06, 2010	OAKLAND	W	13-6	13-12-3	6-13-2	9	10-17-0	1-5-0	Norton (W 1-0)	986	3:06
*Apr 09, 2010	RUTGERS	W	9-8	9-8-2	8-12-3	9	11-17-0	2-5-0	Mills (W 1-1)	1001	3:02
*Apr 10, 2010	RUTGERS		5-25	L 5-13-1	25-27-1	9	11-18-0	2-6-0	Sabatino (L 2-4)	1120	3:11
*Apr 11, 2010	RUTGERS		6-8	L 6-13-1	8-17-2	(11)	11-19-0	2-7-0	Hudgins (L 1-1)	1052	3:45
Apr 13, 2010	CHICAGO STATE	W	6-4	6-11-1	4-10-3	9	12-19-0	2-7-0	Hudgins (W 2-1)	846	2:44
*Apr 16, 2010	at Seton Hall	W	6-5	6-10-2	5-10-3	(10)	13-19-0	3-7-0	Mazur (W 1-0)	153	3:10
*Apr 17, 2010	at Seton Hall	W	2-1	2-8-1	1-5-0	9	14-19-0	4-7-0	Sabatino (W 3-4)	323	2:40
*Apr 18, 2010	at Seton Hall	W	7-4	7-11-0	4-9-4	9	15-19-0	5-7-0	Hudgins (W 3-1)	347	3:00
Apr 20, 2010	at Michigan		2-3	L 2-7-0	3-7-1	9	15-20-0	5-7-0	Richter, R (L 1-1)	1384	2:46
Apr 21, 2010	MICHIGAN		1-13	L 1-5-1	13-13-1	9	15-21-0	5-7-0	Sabatino (L 3-5)	2140	2:56
*Apr 23, 2010	CINCINNATI	W	5-2	5-10-0	2-8-0	9	16-21-0	6-7-0	Dupra (W 3-2)	938	2:10
*Apr 24, 2010	CINCINNATI-1		4-5	L 4-9-0	5-7-0	9	16-22-0	6-8-0	Mazur (L 1-1)	-	3:14
*Apr 24, 2010	CINCINNATI-2	W	5-4	5-12-2	4-8-0	9	17-22-0	7-8-0	Hudgins (W 4-1)	1421	2:56
Apr 27, 2010	TOLEDO	W	9-0	9-8-0	0-6-6	9	18-22-0	7-8-0	Johnson (W 2-3)	869	2:26
%Apr 28, 2010	vs Valparaiso	W	8-1	8-11-0	1-5-1	9	19-22-0	7-8-0	Miller (W 2-0)	516	2:22
*Apr 30, 2010	ST. JOHN'S	W	14-5	14-14-0	5-10-4	9	20-22-0	8-8-0	Dupra (W 4-2)	999	2:30
*May 01, 2010	ST. JOHN'S		1-8	L 1-5-1	8-11-0	9	20-23-0	8-9-0	Sabatino (L 3-6)	1115	2:23
*May 02, 2010	ST. JOHN'S		4-9	L 4-8-2	9-15-1	9	20-24-0	8-10-0	Maust (L 0-4)	1149	2:57
*May 08, 2010	at West Virginia-1		6-22	L 6-7-2	22-21-0	9	20-25-0	8-11-0	Dupra (L 4-3)	331	3:12
*May 08, 2010	at West Virginia-2		5-6	L 5-13-1	6-10-2	9	20-26-0	8-12-0	Sabatino (L 3-7)	214	2:35
*May 09, 2010	at West Virginia		3-10	L 3-8-0	10-13-4	9	20-27-0	8-13-0	Maust (L 0-5)	436	2:48
May 12, 2010	CENTRAL MICHIGAN		2-12	L 2-7-3	12-11-1	9	20-28-0	8-13-0	Sharpley (L 0-1)	825	2:54
*May 14, 2010	at Villanova		5-12	L 5-9-1	12-15-0	9	20-29-0	8-14-0	Dupra (L 4-4)	689	2:44
*May 15, 2010	at Villanova	W	3-2	3-6-0	2-9-1	(11)	21-29-0	9-14-0	Johnson (W 3-3)	593	3:17
*May 16, 2010	at Villanova	W	4-1	4-13-0	1-4-2	9	22-29-0	10-14-0	Maust (W 1-5)	617	2:43
*May 20, 2010	#11 LOUISVILLE		3-6	L 3-4-1	6-7-0	9	22-30-0	10-15-0	Dupra (L 4-5)	1119	2:32
*May 22, 2010	#11 LOUISVILLE-1		3-4	L 3-9-0	4-7-1	7	22-31-0	10-16-0	Mazur (L 1-2)	-	2:06
*May 22, 2010	LOUISVILLE-2		3-13	L 3-10-1	13-20-2	9	22-32-0	10-17-0	Maust (L 1-6)	1384	2:51

HOME GAMES IN ALL CAPS

! = Legion Field (Greenville, MS)

@ = Big Ten/BIG EAST Challenge (Clearwater, FL/St. Petersburg, FL)

= Stetson Invitational (Stetson, FL)

\$ = Irish Classic (San Antonio, TX)

% = U.S. Steel Yard (Gary, IN)

* = BIG EAST Conference game

() = extra inning game

BIG EAST Review

2010 FINAL BIG EAST STANDINGS

Team	BIG EAST				Overall				H	A	N	Streak
	W	L	T	Pct.	W	L	T	Pct.				
1. #Louisville	21	6	0	.778	50	14	0	.781	29-6	16-6	5-2	L2
2. Connecticut	20	6	0	.769	48	16	0	.750	18-5	23-6	7-5	L1
3. Pittsburgh	18	8	0	.692	38	18	0	.679	11-5	18-10	9-3	L1
4. %St. John's	16	11	0	.593	43	20	0	.683	21-3	13-16	9-1	L1
5. USF	16	11	0	.593	26	32	0	.448	17-12	6-15	3-5	L1
6. Rutgers	15	12	0	.556	30	26	0	.536	14-4	13-18	3-4	L2
7. Cincinnati	13	14	0	.481	29	29	0	.500	18-12	8-13	3-4	L2
8. West Virginia	10	17	0	.370	27	30	0	.474	14-14	9-9	4-7	L2
9. Notre Dame	10	17	0	.370	22	32	0	.407	8-14	8-12	6-6	L3
10. Villanova	9	18	0	.333	29	23	0	.558	11-9	10-11	8-3	L2
11. Seton Hall	8	19	0	.296	19	30	1	.390	14-14	14-14	1-2	W1
12. Georgetown	5	22	0	.185	23	31	0	.436	10-13	10-14	4-4	L3

- regular-season champion % - tournament champion

2010 BIG EAST AWARDS

Player of the Year

Joe Leonard, Pittsburgh, 3B, Jr.

Pitcher of the Year

Thomas Royse, Louisville, RHP, Jr.

Rookie of the Year

Jeremy Baltz, St. John's, OF

Coach of the Year

Jim Penders, Connecticut

2010 ALL-BIG EAST FIRST TEAM

P	Matt Barnes, So., Connecticut
P	Neil Holland, Jr., Louisville
P	Thomas Royse, Jr., Louisville*
P	Corey Baker, Jr., Pittsburgh
C	Cory Brownsten, Sr., Pittsburgh
1B	Andrew Clark, Sr., Louisville
2B	Ryan Wright, So., Louisville
3B	Joe Leonard, Jr., Pittsburgh
SS	Jedd Gyorko, Jr., West Virginia
OF	Pat Biserta, Jr., Rutgers
OF	Jeremy Baltz, Fr., St. John's*
OF	Matt Szczur, Jr., Villanova
DH	Kevan Smith, Jr., Pittsburgh

2010 ALL-BIG EAST SECOND TEAM

P	Elliot Glynn, Jr., Connecticut
P	Matt Iannazzo, So., Pittsburgh
P	Andrew Barbosa, Jr., USF
P	Randy Fontanez, Jr., USF
C	Jeff Arnold, Sr., Louisville
1B	Mike Nemeth, Jr., Connecticut
2B	Steve Nyisztor, Fr., Rutgers
3B	Phil Wunderlich, Jr., Louisville
SS	Adam Duvall, Sr., Louisville
OF	George Springer, So., Connecticut
OF	Stewart Ijames, So., Louisville
OF	John Schultz, Jr., Pittsburgh
DH	Kevin Vance, So., Connecticut

2010 ALL-BIG EAST THIRD TEAM

P	Andrew Burkett, Sr., Cincinnati
P	Brian Garman, Sr., Cincinnati
P	Daniel Burawa, Jr., St. John's
P	Kyle Hansen, Jr., St. John's
C	Jimmy Jacquot, Sr., Cincinnati
C	Erick Fernandez, Jr., Georgetown
1B	David Chester, Jr., Pittsburgh
2B	Pierre LePage, So., Connecticut
3B	Mike Olt, Jr., Connecticut
SS	Nick Ahmed, So., Connecticut
SS	Joe Panik, So., St. John's
OF	Justin Bencsko, Sr., Villanova
DH	Sean O'Hare, Fr. St. John's

* denotes unanimous selection

2010 BIG EAST STAT LEADERS

Batting Average

1.	Szczur, VU	.443
2.	Leonard, PITT	.427
3.	Nyisztor, RU	.410
4.	Schultz, PITT	.404
5.	Baltz, STJ	.396

Hits

1.	Leonard, PITT	104
2.	Parque, STJ	98
3.	Nemeth, CT	98
4.	Baltz, STJ	95
5.	Nyisztor, RU	94

Home Runs

1.	Baltz, STJ	24
2.	Olt, CT	23
3.	Wunderlich, UL	21
4.	Gyorko, WVU	19
5.	Biserta, RU	18
	Springer, CT	18

RBI

1.	Baltz, STJ	85
2.	Nemeth, CT	84
3.	Wright, UL	80
4.	Olt, CT	76
5.	Leonard, PITT	71

Runs Scored

1.	Springer, CT	84
2.	Schultz, PITT	76
3.	Gyorko, WVU	71
4.	Duval, UL	68
5.	Olt, CT	67
	Lopez, PITT	67

Doubles

1.	Gyorko, WVU	28
2.	Duval, UL	27
3.	Leonard, PITT	23
4.	Hayes, WVU	22
5.	Four tied with	21

Stolen Bases

1.	Ahmed, CT	34
2.	Springer, CT	33
	Ferriter, CT	33
4.	Lee, GU	29
	LePage, CT	29

Walks

1.	Springer, CT	60
2.	Schultz, PITT	56
3.	Clark, UL	43
	Gyorko, WVU	43
5.	Panik, STJ	38
	Nemeth, CT	38
	Capeless, GU	38

On-Base Percentage

1.	Schultz, PITT	.521
2.	Leonard, PITT	.491
3.	Springer, CT	.491
4.	Szczur, VU	.487
5.	Clark, UL	.481

Slugging Percentage

1.	Baltz, STJ	.771
2.	Gyorko, WVU	.750
3.	Wunderlich, UL	.691
4.	Biserta, RU	.691
5.	Clark, UL	.667

ERA

1.	Barbosa, USF	2.40
2.	Royse, UL	2.85
3.	Glynn, CT	2.99
4.	Crimmel, VU	3.02
5.	Fontanez, USF	3.59

Victories

1.	Iannazzo, PITT	11
	Baker, PITT	11
3.	Royse, UL	9
4.	Six tied with	8

Strikeouts

1.	Fontanez, USF	105
2.	Royse, UL	99
3.	Barbosa, USF	95
4.	Hansen, STJ	85
5.	Streilein, VU	77

Opp. Batting Avg.

1.	Hansen, STJ	.227
2.	Barbosa, USF	.228
3.	Fontanez, USF	.241
4.	Isaacs, GU	.249
5.	DiRocco, SHU	.250

Innings Pitched

1.	Fontanez, USF	110.1
2.	Baker, PITT	105.2
3.	Royse, UL	104.1
4.	Nappo, CT	97.1
	Gaynor, RU	97.1

Saves

1.	Holland, UL	17
2.	Burkett, CIN	14
3.	Gebler, RU	12
	Burawa, STJ	12
5.	Vance, CT	8
	Leonard, PITT	8

2010 BIG EAST TEAM STATS

Overall Batting Average

1.	Pittsburgh	.365
2.	St. John's	.329
3.	Connecticut	.322
4.	Louisville	.314
5.	Rutgers	.308
6.	West Virginia	.305
7.	Villanova	.303
8.	USF	.290
9.	Georgetown	.285
10. Notre Dame	.276	
11.	Seton Hall	.262
12.	Cincinnati	.251

Home Runs

1.	Louisville	88
2.	Connecticut	83
3.	Rutgers	71
4.	St. John's	65
5.	West Virginia	59
6.	Georgetown	54
7.	Pittsburgh	46
8.	Cincinnati	42
9.	USF	41
10. Notre Dame	39	
11.	Villanova	18
12.	Seton Hall	7

Stolen Bases

1.	Connecticut	171
2.	Pittsburgh	94
3.	Villanova	87
4.	Rutgers	85
5.	Louisville	82
6.	Georgetown	78
7.	St. John's	67
8.	Cincinnati	61
9.	USF	49
10.	Seton Hall	43
11.	West Virginia	33
12. Notre Dame	29	

ERA

1.	Louisville	3.69
2.	Connecticut	3.91
3.	Cincinnati	4.25
4.	Villanova	4.37
5.	Seton Hall	4.80
6.	USF	4.99
7.	St. John's	5.25
8.	Georgetown	5.64
9.	Rutgers	5.90
10.	Pittsburgh	5.95
11. Notre Dame	5.97	
12.	West Virginia	6.58

Fielding Percentage

1.	Pittsburgh	.977
2.	Villanova	.975
3.	Louisville	.973
4.	Seton Hall	.970
5.	Connecticut	.969
6.	Rutgers	.968
7.	St. John's	.968
8.	West Virginia	.966
9. Notre Dame	.966	
10.	USF	.962
11.	Cincinnati	.961
12.	Georgetown	.954

BIG EAST Batting Average

1.	Pittsburgh	.365
2.	St. John's	.313
3.	Louisville	.311
4.	Rutgers	.309
5.	Connecticut	.295
6.	USF	.287
7.	West Virginia	.285
8.	Villanova	.271
9. Notre Dame	.267	
10.	Georgetown	.264
11.	Seton Hall	.262
12.	Cincinnati	.233

Home Runs

1.	Louisville	45
2.	Rutgers	34
3.	Connecticut	32
4.	West Virginia	26
5.	Pittsburgh	25
6. Notre Dame	25	
7.	USF	23
8.	St. John's	22
9.	Georgetown	21
10.	Cincinnati	15
11.	Villanova	10
12.	Seton Hall	1

Stolen Bases

1.	Connecticut	66
2.	Rutgers	36
3.	Pittsburgh	34
4.	Georgetown	31
5.	Louisville	29
6.	St. John's	25
7.	Cincinnati	25
8.	Seton Hall	20
9.	Villanova	16
10.	USF	13
11.	West Virginia	13
12. Notre Dame	10	

ERA

1.	Connecticut	3.30
2.	Cincinnati	3.94
3.	Louisville	3.95
4.	USF	4.30
5.	Rutgers	4.94
6.	Pittsburgh	5.06
7.	Villanova	5.06
8.	St. John's	5.13
9.	Seton Hall	5.58
10.	West Virginia	6.00
11.	Georgetown	6.06
12. Notre Dame	7.05	

Fielding Percentage

1.	Louisville	.977
2.	Pittsburgh	.976
3.	Connecticut	.976
4.	Villanova	.976
5. Notre Dame	.974	
6.	Seton Hall	.970
7.	St. John's	.968
8.	USF	.966
9.	Rutgers	.965
10.	West Virginia	.964
11.	Cincinnati	.956
12.	Georgetown	.953

Opponents



UNIVERSITY OF NOTRE DAME®



Notre Dame will play in several of the nation's top-ranked minor league facilities during the 2011 season, including a stop at Bright House Networks Field (pictured above).

2011 Opponents

MICHIGAN STATE SPARTANS

Dunedin, Fla. • Feb. 18 • 4:00 p.m.
Notre Dame • May 17 • 5:35 p.m.

LOCATION East Lansing, Mich.
FOUNDED 1855
ENROLLMENT 47,100
CONFERENCE Big Ten
COLORS Green & White
PRESIDENT Dr. Lou Anna K. Simon
ATHLETICS DIRECTOR Mark Hollis
HOME FIELD (CAPACITY) ... McLane Baseball Stadium (2,500)
PRESS BOX PHONE (MEDIA ONLY) (517) 353-3009
2010 OVERALL RECORD 34-19
2010 BIG TEN RECORD 11-13 (7th)
2010 NCAA TOURNAMENT None
NCAA APPEARANCES (LAST) 4 (1979)
CWS APPEARANCES (LAST) 1 (1954)
CWS TITLES None
HEAD COACH Jake Boss, Jr.
RECORD AT MICHIGAN STATE 57-50 (2 years)
CAREER RECORD 82-84 (3 years)
ASSISTANT COACHES Mark Van Ameyde
Graham Sikes
BASEBALL OFFICE PHONE (517) 353-0816
BASEBALL SID Ben Phlegar
E-MAIL phlegarb@ath.msu.edu
SID OFFICE PHONE (517) 355-2271
SID FAX (517) 353-9636
WEBSITE www.MSUSpartans.com
STARTERS POSITION PLAYERS RETURNING/LOST 9/4
PITCHERS RETURNING/LOST 10/3
LETTERWINNERS RETURNING/LOST 22/7
SERIES INFORMATION Michigan State leads 75-53



Jake Boss, Jr.



Jeff Holm

PENN STATE NITTANY LIONS

St. Petersburg, Fla. • Feb. 20 • 10:00 a.m.

LOCATION University, Pa.
FOUNDED 1855
ENROLLMENT 42,294
CONFERENCE Big Ten
COLORS Blue & White
PRESIDENT Dr. Graham Spanier
ATHLETICS DIRECTOR Tim Curley
HOME FIELD (CAPACITY) Medlar Field at Lubrano Park (5,406)
PRESS BOX PHONE (MEDIA ONLY) (814) 865-2552
2010 OVERALL RECORD 22-30
2010 SUMMIT LEAGUE RECORD 9-15 (10th)
2010 NCAA TOURNAMENT None
NCAA APPEARANCES (LAST) 19 (2000)
CWS APPEARANCES (LAST) 5 (1973)
CWS TITLES None
HEAD COACH Robbie Wine
RECORD AT PENN STATE 153-176 (6 years)
CAREER RECORD Same
ASSISTANT COACHES Jason Bell
Eric Folmar
BASEBALL OFFICE PHONE (814) 863-0230
BASEBALL SID Kenny Kline
E-MAIL khk10@psu.edu
SID OFFICE PHONE (814) 865-1757
SID FAX (814) 863-3165
WEBSITE www.GOPSUSports.com
STARTERS POSITION PLAYERS RETURNING/LOST 6/3
PITCHERS RETURNING/LOST 8/4
LETTERWINNERS RETURNING/LOST 17/7
SERIES INFORMATION Notre Dame leads 9-3



Robbie Wine



Joey DeBernardis

PURDUE BOILERMAKERS

St. Petersburg, Fla. • Feb. 19 • 4:00 p.m.

LOCATION West Lafayette, Ind.
FOUNDED 1869
ENROLLMENT 39,697
CONFERENCE Big Ten
COLORS Old Gold & Black
PRESIDENT France A. Cordova
ATHLETICS DIRECTOR Morgan J. Burke
HOME FIELD (CAPACITY) Lambert Field (1,100)
PRESS BOX PHONE (MEDIA ONLY) (217) 549-7965
2010 OVERALL RECORD 33-24
2010 BIG TEN RECORD 12-12 (5th)
2010 NCAA TOURNAMENT None
NCAA APPEARANCES (LAST) 1 (1987)
CWS APPEARANCES (LAST) None
CWS TITLES None
HEAD COACH Doug Schreiber
RECORD AT PURDUE 343-328 (12 years)
CAREER RECORD Same
ASSISTANT COACHES Ryan Sawyers
Jeff Duncan
BASEBALL OFFICE PHONE (765) 494-3217
BASEBALL SID Ben Turner
E-MAIL benturner@purdue.edu
SID OFFICE PHONE (765) 494-3198
SID FAX (217) 549-7965
WEBSITE www.PurdueSports.edu
STARTERS POSITION PLAYERS RETURNING/LOST 6/3
PITCHERS RETURNING/LOST 10/5
LETTERWINNERS RETURNING/LOST 25/10
SERIES INFORMATION Notre Dame leads 79-37



Doug Schreiber



Matt Morgan

SEATTLE REDHAWKS

Seattle, Wash. • Feb. 25-27 • 4:00 p.m. (PT) • 2:00 p.m. (PT) • Noon (PT)

LOCATION Seattle, Wash.
FOUNDED 1891
ENROLLMENT 7,751
CONFERENCE Independent
COLORS Red & White
PRESIDENT Fr. Stephen Sundborg, S.J.
ATHLETICS DIRECTOR William Hogan
HOME FIELD (CAPACITY) Bannerwood Park (1,000)
PRESS BOX PHONE (MEDIA ONLY) tba
2010 OVERALL RECORD 11-39
2010 NCAA TOURNAMENT None
NCAA APPEARANCES (LAST) None
CWS APPEARANCES (LAST) None
CWS TITLES None
HEAD COACH Donny Harrel
RECORD AT SEATTLE 11-39 (1 year)
CAREER RECORD Same
ASSISTANT COACHES Casey Powell
Dave Wainhouse
BASEBALL OFFICE PHONE (206) 398-4399
BASEBALL SID Jason Behenna
E-MAIL behennaj@seattleu.edu
SID OFFICE PHONE (206) 296-5915
SID FAX (206) 296-2154
WEBSITE www.GoSeattleU.com
STARTERS POSITION PLAYERS RETURNING/LOST 7/2
PITCHERS RETURNING/LOST 10/4
LETTERWINNERS RETURNING/LOST 18/7
SERIES INFORMATION First Meeting



Donny Harrel



Josh Kalalau

MANHATTAN COLLEGE JASPERS

Rock Hill, S.C. • Mar. 4, 6 • Noon • 11:00 a.m.

LOCATION Riverdale, N.Y.
FOUNDED 1853
ENROLLMENT 3,200
CONFERENCE Metro Atlantic Athletic
COLORS Kelly Green & White
PRESIDENT Brennan O'Donnell
ATHLETICS DIRECTOR Robert J. Byrnes
HOME FIELD (CAPACITY) Van Cortlandt Park
PRESS BOX PHONE (MEDIA ONLY) (518) 928-6103
2010 OVERALL RECORD 31-20
2010 MAAC RECORD 15-9 (4th)
2010 NCAA TOURNAMENT None
NCAA APPEARANCES (LAST) 2 (2006)
CWS APPEARANCES (LAST) None
CWS TITLES None
HEAD COACH Kevin Leighton
RECORD AT MANHATTAN 166-100-1 (5 years)
CAREER RECORD Same
ASSISTANT COACHES Ryan Darcy
Rene Ruiz
BASEBALL OFFICE PHONE (718) 862-7821
BASEBALL SID Stephen Dombroski
E-MAIL stephen.dombroski@manhattan.edu
SID OFFICE PHONE (718) 862-7228
SID FAX (718) 862-8020
WEBSITE www.GoJaspers.com
STARTERS POSITION PLAYERS RETURNING/LOST 7/2
PITCHERS RETURNING/LOST 9/5
LETTERWINNERS RETURNING/LOST 19/8
SERIES INFORMATION First Meeting



Kevin Leighton




Chad Salem

WINTHROP EAGLES

Rock Hill, S.C. • Mar. 4-5 • 4:00 p.m. • 4:00 p.m.

LOCATION Rock Hill, S.C.
FOUNDED 1886
ENROLLMENT 6,400
CONFERENCE Big South
COLORS Garnet & Gold
PRESIDENT Dr. Anthony J. DiGiorgio
ATHLETICS DIRECTOR Tom Hickman
HOME FIELD (CAPACITY) The Winthrop Ballpark (1,800)
PRESS BOX PHONE (MEDIA ONLY) (803) 323-2155
2010 OVERALL RECORD 27-30
2010 BIG SOUTH RECORD 13-14 (t-5th)
2010 NCAA TOURNAMENT None
NCAA APPEARANCES (LAST) 5 (2006)
CWS APPEARANCES (LAST) None
CWS TITLES None
HEAD COACH Tom Riginos
RECORD AT WINTHROP First Season
CAREER RECORD First Season
ASSISTANT COACHES Mike McGuire
Clint Chrysler
BASEBALL OFFICE PHONE (803) 323-2129
BASEBALL SID Wesley Herring
E-MAIL herringw@winthrop.edu
SID OFFICE PHONE (803) 323-2129
SID FAX (803) 323-2433
WEBSITE www.WinthropEagles.com
STARTERS POSITION PLAYERS RETURNING/LOST 8/2
PITCHERS RETURNING/LOST 13/3
LETTERWINNERS RETURNING/LOST 24/8
SERIES INFORMATION Notre Dame leads 1-0



Tom Riginos



Eddie Rohan

UAB BLAZERS

Conway, S.C. • Mar. 12 • 11:00 a.m.

LOCATION Birmingham, Ala.
FOUNDED 1969
ENROLLMENT 17,543
CONFERENCE Conference USA
COLORS Forest Green & Old Gold
PRESIDENT Dr. Carol Garrison
ATHLETICS DIRECTOR Brian Mackin
HOME FIELD (CAPACITY) Jerry D. Young Memorial Field (1,000)
PRESS BOX PHONE (MEDIA ONLY) (205) 934-0200
2010 OVERALL RECORD 28-25
2010 CONFERENCE USA RECORD 11-13 (t-5th)
2010 NCAA TOURNAMENT None
NCAA APPEARANCES (LAST) 1 (1991)
CWS APPEARANCES (LAST) None
CWS TITLES None
HEAD COACH Brian Shoop
RECORD AT UAB 110-118 (4 years)
CAREER RECORD 802-425-1 (21 years)
ASSISTANT COACHES Perry Roth
Josh Hopper
BASEBALL OFFICE PHONE (205) 996-9420
BASEBALL SID Tyson Mathews
E-MAIL tmathews@uab.edu
SID OFFICE PHONE (205) 934-0722
SID FAX (205) 934-7505
WEBSITE www.UABSports.com
STARTERS POSITION PLAYERS RETURNING/LOST 7/4
PITCHERS RETURNING/LOST 7/9
LETTERWINNERS RETURNING/LOST 15/14
SERIES INFORMATION First Meeting



Brian Shoop



Nick Crawford


COASTAL CAROLINA CHANTICLEERS

Conway, S.C. • Mar. 12 • 2:30 p.m.

LOCATION Conway, S.C.
FOUNDED 1954
ENROLLMENT 8,700
CONFERENCE Big South
COLORS Teal, Bronze & Black
PRESIDENT Dr. David DeCenzo
ATHLETICS DIRECTOR Hunter Yurachek
HOME FIELD (CAPACITY) Charles Watson Stadium (2,000)
PRESS BOX PHONE (MEDIA ONLY) (843) 421-8244
2010 OVERALL RECORD 55-10
2010 BIG SOUTH RECORD 25-0 (1st)
2010 NCAA TOURNAMENT Myrtle Beach Super Regional (0-2)
NCAA APPEARANCES (LAST) 10 (2010)
CWS APPEARANCES (LAST) None
CWS TITLES None
HEAD COACH Gary Gilmore
RECORD AT COASTAL CAROLINA 609-303 (15 years)
CAREER RECORD 862-405 (21 years)
ASSISTANT COACHES Kevin Schnall
Brendan Dougherty
BASEBALL OFFICE PHONE (843) 349-2816
BASEBALL SID Mike Cawood
E-MAIL cawood@coastal.edu
SID OFFICE PHONE (843) 349-2822
SID FAX (843) 349-2819
WEBSITE www.GoCCUSports.com
STARTERS POSITION PLAYERS RETURNING/LOST 5/4
PITCHERS RETURNING/LOST 8/5
LETTERWINNERS RETURNING/LOST 17/13
SERIES INFORMATION Coastal Carolina leads 1-0



Doug Schreiber



Anthony Meo

2011 Opponents

KENT STATE GOLDEN FLASHES

Conway, S.C. • Mar. 13 • 11:00 a.m.

LOCATION Kent, Ohio
FOUNDED 1910
ENROLLMENT 40,365
CONFERENCE Mid-American
COLORS Navy Blue & Gold
PRESIDENT Dr. Lester A. Lefton
ATHLETICS DIRECTOR Joel Nielsen
HOME FIELD (CAPACITY) Schoonover Stadium (1,148)
PRESS BOX PHONE (MEDIA ONLY) (843) 421-8244
2010 OVERALL RECORD 39-25
2010 BIG EAST RECORD 18-9 (t-1st)
2010 NCAA TOURNAMENT Los Angeles Regional (0-2)
NCAA APPEARANCES (LAST) 10 (2010)
CWS APPEARANCES (LAST) None
CWS TITLES None
HEAD COACH Scott Stricklin
RECORD AT KENT STATE 222-128 (6 years)
CAREER RECORD Same
ASSISTANT COACHES Mike Birkbeck
Scott Daeley
BASEBALL OFFICE PHONE (330) 672-8433
BASEBALL SID Mike Ashcraft
E-MAIL mashcraf@kent.edu
SID OFFICE PHONE (330) 672-2110
SID FAX (330) 672-2112
WEBSITE www.KentStateSports.com
STARTERS POSITION PLAYERS RETURNING/LOST 5/4
PITCHERS RETURNING/LOST 9/5
LETTERWINNERS RETURNING/LOST 17/11
SERIES INFORMATION Series is tied 7-7



Scott Stricklin



Ben Klafczynski

IOWA HAWKEYES

San Antonio, Texas • Mar. 17-18 • 4:00 p.m. (CT) • Noon (CT)

LOCATION Iowa City, Iowa
FOUNDED 1847
ENROLLMENT 30,825
CONFERENCE Big Ten
COLORS Black & Gold
PRESIDENT Sally Mason
ATHLETICS DIRECTOR Gary A. Barta
HOME FIELD (CAPACITY) Duane Banks Field (3,000)
PRESS BOX PHONE (MEDIA ONLY) (319) 335-9520
2010 OVERALL RECORD 30-28
2010 BIG TEN RECORD 13-11 (t-3rd)
2010 NCAA TOURNAMENT None
NCAA APPEARANCES (LAST) 3 (1990)
CWS APPEARANCES (LAST) None
CWS TITLES None
HEAD COACH Jack Dahm
RECORD AT IOWA 170-216 (7 years)
CAREER RECORD 453-492-2 (17 years)
ASSISTANT COACHES Ryan Brownlee
Chris Mailszewski
BASEBALL OFFICE PHONE (319) 335-9389
BASEBALL SID Matt Weitzel
E-MAIL matthew-weitzel@uiowa.edu
SID OFFICE PHONE (319) 335-9411
SID FAX (319) 335-9417
WEBSITE www.HawkeyeSports.com
STARTERS POSITION PLAYERS RETURNING/LOST 7/3
PITCHERS RETURNING/LOST 10/2
LETTERWINNERS RETURNING/LOST 21/8
SERIES INFORMATION Notre Dame leads 40-25-1



Jack Dahm



Jarred Hippen

UTSA ROADRUNNERS

San Antonio, Texas • Mar. 15 • 6:00 p.m. (CT)

LOCATION San Antonio, Texas
FOUNDED 1969
ENROLLMENT 30,395
CONFERENCE Southland
COLORS Navy Blue, Orange & White
PRESIDENT Dr. Gregg Michel
ATHLETICS DIRECTOR Lynn Hickey
HOME FIELD (CAPACITY) Wolff Stadium (9,700)
PRESS BOX PHONE (MEDIA ONLY) (210) 675-0341
2010 OVERALL RECORD 22-28
2010 SOUTHLAND RECORD 13-20 (9th)
2010 NCAA TOURNAMENT None
NCAA APPEARANCES (LAST) 2 (2005)
CWS APPEARANCES (LAST) None
CWS TITLES None
HEAD COACH Sherman Corbett
RECORD AT UTSA 304-265 (10 years)
CAREER RECORD Same
ASSISTANT COACHES Jason Marshall
Brett Lawler
BASEBALL OFFICE PHONE (210) 458-4171
BASEBALL SID Tony Baldwin
E-MAIL anthony.baldwin@utsa.edu
SID OFFICE PHONE (210) 458-6460
SID FAX (210) 458-4569
WEBSITE www.goUTSA.com
STARTERS POSITION PLAYERS RETURNING/LOST 6/3
PITCHERS RETURNING/LOST 8/4
LETTERWINNERS RETURNING/LOST 16/9
SERIES INFORMATION UTSA leads 3-2



Sherman Corbett



Ryan Dalton

GONZAGA BULLDOGS

San Antonio, Texas • Mar. 19-20 • Noon (CT) • Noon (CT)

LOCATION Spokane, Wash.
FOUNDED 1887
ENROLLMENT 7,500
CONFERENCE West Coast
COLORS Blue, White & Red
PRESIDENT Dr. Thayne McCulloh
ATHLETICS DIRECTOR Mike Roth
HOME FIELD (CAPACITY) Washington Trust Field (1,500)
PRESS BOX PHONE (MEDIA ONLY) (509) 279-1005
2010 OVERALL RECORD 20-36
2010 WCC RECORD 8-13 (t-5th)
2010 NCAA TOURNAMENT None
NCAA APPEARANCES (LAST) 8 (2009)
CWS APPEARANCES (LAST) None
CWS TITLES None
HEAD COACH Mark Machtolf
RECORD AT GONZAGA 200-185 (7 years)
CAREER RECORD Same
ASSISTANT COACHES Danny Evans
Steve Bennett
BASEBALL OFFICE PHONE (860) 486-4089
BASEBALL SID Ricky Hoskin
E-MAIL hoskin@athletics.gonzaga.edu
SID OFFICE PHONE (509) 313-4227
SID FAX (509) 313-5730
WEBSITE www.GoZags.com
STARTERS POSITION PLAYERS RETURNING/LOST 6/4
PITCHERS RETURNING/LOST 7/7
LETTERWINNERS RETURNING/LOST 16/13
SERIES INFORMATION Series is tied 1-1



Mark Machtolf



Cody Martin

OAKLAND GOLDEN GRIZZLIES

Notre Dame, Ind. • Mar. 22 • 5:35 p.m.

LOCATION Rochester, Mich.
FOUNDED 1957
ENROLLMENT 18,920
CONFERENCE The Summit League
COLORS Gold & Black
PRESIDENT Dr. Gary D. Russi
ATHLETICS DIRECTOR Tracy Huth
HOME FIELD (CAPACITY) OU Baseball Field (500)
PRESS BOX PHONE (MEDIA ONLY) None
2010 OVERALL RECORD 23-34
2010 SUMMIT LEAGUE RECORD 13-14 (4th)
2010 NCAA TOURNAMENT None
NCAA APPEARANCES (LAST) None
CWS APPEARANCES (LAST) None
CWS TITLES None
HEAD COACH John Musachio
RECORD AT OAKLAND 60-98 (3 years)
CAREER RECORD Same
ASSISTANT COACHES Matt Plante
Aaron Barrows
BASEBALL OFFICE PHONE (248) 370-4059
BASEBALL SID Scott Dunford
E-MAIL wsdunfor@oakland.edu
SID OFFICE PHONE (248) 370-3123
SID FAX (248) 370-4056
WEBSITE www.OUGrizzlies.com
STARTERS POSITION PLAYERS RETURNING/LOST 5/4
PITCHERS RETURNING/LOST 9/5
LETTERWINNERS RETURNING/LOST 17/11
SERIES INFORMATION Notre Dame leads 12-1



John Musachio



Tommy Jablonski

UIC FLAMES

Notre Dame, Ind. • Mar. 23 • 5:35 p.m.

LOCATION Chicago, Ill.
FOUNDED 1896
ENROLLMENT 24,541
CONFERENCE Horizon League
COLORS Navy Blue & Fire Engine Red
CHANCELLOR Paul Allen-Meares
ATHLETICS DIRECTOR James W. Schmidt
HOME FIELD (CAPACITY) Les Miller Field (1,100)
PRESS BOX PHONE (MEDIA ONLY) (312) 355-1190
2010 OVERALL RECORD 24-30
2010 HORIZON LEAGUE RECORD 15-9 (3rd)
2010 NCAA TOURNAMENT None
NCAA APPEARANCES (LAST) 4 (2008)
CWS APPEARANCES (LAST) None
CWS TITLES None
HEAD COACH Mike Dee
RECORD AT UIC 392-275-1 (12 years)
CAREER RECORD Same
ASSISTANT COACHES Sean McDermott
John Flood
BASEBALL OFFICE PHONE (312) 996-8645
BASEBALL SID Dan Yopchick
E-MAIL yopchick@uic.edu
SID OFFICE PHONE (312) 996-5880
SID FAX (312) 996-8349
WEBSITE www.UICFlames.com
STARTERS POSITION PLAYERS RETURNING/LOST 6/3
PITCHERS RETURNING/LOST 9/3
LETTERWINNERS RETURNING/LOST 15/9
SERIES INFORMATION Notre Dame leads 27-8



Mike Dee



Steve McGuigan

GEORGETOWN HOYAS

Notre Dame, Ind. • Mar. 25-27 • 5:35 p.m. • 2:05 p.m. • 1:05 p.m.

LOCATION Washington, D.C.
FOUNDED 1789
ENROLLMENT 15,318
CONFERENCE BIG EAST
COLORS Blue & Gray
PRESIDENT John J. DeGioia
ATHLETICS DIRECTOR Lee Reed
HOME FIELD (CAPACITY) Shirley Povich Field (1,500)
PRESS BOX PHONE (MEDIA ONLY) (843) 421-8244
2010 OVERALL RECORD 24-31
2010 BIG EAST RECORD 5-22 (12th)
2010 NCAA TOURNAMENT None
NCAA APPEARANCES (LAST) None
CWS APPEARANCES (LAST) None
CWS TITLES None
HEAD COACH Pete Wilk
RECORD AT GEORGETOWN 207-386 (11 years)
CAREER RECORD Same
ASSISTANT COACHES Curtis Brown
Matthew Kirby
BASEBALL OFFICE PHONE (202) 687-2462
BASEBALL SID Mex Carey
E-MAIL bj57@georgetown.edu
SID OFFICE PHONE (202) 687-6591
SID FAX (202) 687-2491
WEBSITE www.GUHoyas.com
STARTERS POSITION PLAYERS RETURNING/LOST 4/4
PITCHERS RETURNING/LOST 10/3
LETTERWINNERS RETURNING/LOST 14/5
SERIES INFORMATION Notre Dame leads 33-7



Pete Wilk



Dan Capeless


CENTRAL MICHIGAN CHIPPEWAS

Notre Dame, Ind. • Mar. 29 • 5:35 p.m.

LOCATION Mount Pleasant, Mich.
FOUNDED 1892
ENROLLMENT 26,787
CONFERENCE Mid-American
COLORS Maroon & Gold
PRESIDENT Dr. George Ross
ATHLETICS DIRECTOR Dave Heeke
HOME FIELD (CAPACITY) Theunissen Stadium (2,046)
PRESS BOX PHONE (MEDIA ONLY) (989) 774-3594
2010 OVERALL RECORD 36-22
2010 WCC RECORD 20-7 (1st)
2010 NCAA TOURNAMENT None
NCAA APPEARANCES (LAST) 13 (1995)
CWS APPEARANCES (LAST) None
CWS TITLES None
HEAD COACH Steve Jaksa
RECORD AT CENTRAL MICHIGAN 291-218-1 (9 years)
CAREER RECORD 263-193-1 (8 years)
ASSISTANT COACHES Jeff Opalewski
Brett Haring
BASEBALL OFFICE PHONE (989) 774-4392
BASEBALL SID Mike Boseak
E-MAIL mike.boseak@cmich.edu
SID OFFICE PHONE (989) 774-1763
SID FAX (989) 774-5391
WEBSITE www.CUMChippewas.com
STARTERS POSITION PLAYERS RETURNING/LOST 6/4
PITCHERS RETURNING/LOST 12/2
LETTERWINNERS RETURNING/LOST 20/7
SERIES INFORMATION Notre Dame leads 16-10-1



Steve Jaksa



Dietrich Enns

2011 Opponents

PITTSBURGH PANTHERS

Pittsburgh, Pa. • Apr. 1-3 • 3:00 p.m. • 1:00 p.m. • Noon

LOCATION Pittsburgh, Pa.
FOUNDED 1787
ENROLLMENT 28,328
CONFERENCE BIG EAST
COLORS Blue & Gold
CHANCELLOR Mark A. Nordenberg
ATHLETICS DIRECTOR Steve C. Pederson
HOME FIELD (CAPACITY) ... Petersen Sports Complex (1,000)
PRESS BOX PHONE (MEDIA ONLY) (814) 865-2552
2010 OVERALL RECORD 38-18
2010 BIG EAST RECORD 18-8 (3rd)
2010 NCAA TOURNAMENT None
NCAA APPEARANCES (LAST) 3 (1995)
CWS APPEARANCES (LAST) None
CWS TITLES None
HEAD COACH Joe Jordano
RECORD AT PITTSBURGH 366-310-2 (12 years)
CAREER RECORD 649-428-2 (23 years)
ASSISTANT COACHES Danny Lopaze
Tom Lipari
BASEBALL OFFICE PHONE (412) 648-8208
BASEBALL SID Mendy Nestor
E-MAIL mnestor@athletics.pitt.edu
SID OFFICE PHONE (412) 648-8240
SID FAX (412) 648-8248
WEBSITE www.PittsburghPanthers.com
STARTERS POSITION PLAYERS RETURNING/LOST 6/3
PITCHERS RETURNING/LOST 11/1
LETTERWINNERS RETURNING/LOST 16/6
SERIES INFORMATION Notre Dame leads 28-13



Joe Jordano



David Chester

CONNECTICUT HUSKIES

Notre Dame, Ind. • Apr. 8-10 • 5:35 p.m. • 2:05 p.m. • 1:05 p.m.

LOCATION Storrs, Conn.
FOUNDED 1881
ENROLLMENT 29,383
CONFERENCE BIG EAST
COLORS National Flag Blue (Navy) & White
INTERIM PRESIDENT Phillip E. Austin
ATHLETICS DIRECTOR Jeffrey A. Hathaway
HOME FIELD (CAPACITY) J.O. Christian Field (1,500)
PRESS BOX PHONE (MEDIA ONLY) (860) 486-2018
2010 OVERALL RECORD 48-16
2010 BIG EAST RECORD 20-6 (2nd)
2010 NCAA TOURNAMENT Norwich Regional (1-2)
NCAA APPEARANCES (LAST) 16 (2010)
CWS APPEARANCES (LAST) 5 (1979)
CWS TITLES None
HEAD COACH Jim Penders
RECORD AT CONNECTICUT 244-164-1 (7 years)
CAREER RECORD Same
ASSISTANT COACHES Justin Blood
Steven Malinowski
BASEBALL OFFICE PHONE (860) 486-4089
BASEBALL SID Kristen DeCarli
E-MAIL Kristen.decarli@uconn.edu
SID OFFICE PHONE (860) 486-3531
SID FAX (860) 486-5085
WEBSITE www.UConnHuskies.com
STARTERS POSITION PLAYERS RETURNING/LOST 8/2
PITCHERS RETURNING/LOST 14/2
LETTERWINNERS RETURNING/LOST 19/4
SERIES INFORMATION Notre Dame leads 23-11-1



Jim Penders



George Springer

WESTERN MICHIGAN BRONCOS

Notre Dame, Ind. • Apr. 6 • 5:35 p.m.

LOCATION Kalamazoo, Mich.
FOUNDED 1903
ENROLLMENT 25,045
CONFERENCE Mid-American
COLORS Brown & Gold
PRESIDENT Dr. John M. Dunn
ATHLETICS DIRECTOR Kathy Beauregard
HOME FIELD (CAPACITY) Robert J. Bobb Stadium (1,000)
PRESS BOX PHONE (MEDIA ONLY) (269) 998-8062
2010 OVERALL RECORD 12-42
2010 BIG EAST RECORD 5-22 (6th West)
2010 NCAA TOURNAMENT None
NCAA APPEARANCES (LAST) 11 (1989)
CWS APPEARANCES (LAST) 6 (1963)
CWS TITLES None
HEAD COACH Billy Gernon
RECORD AT WESTERN MICHIGAN First Year
CAREER RECORD 157-275-2 (9 years)
ASSISTANT COACHES Blaine McFerrin
Brent Alwine
BASEBALL OFFICE PHONE (269) 387-3063
BASEBALL SID Kristin Keirns
E-MAIL kristin.keirns@wmich.edu
SID OFFICE PHONE (269) 387-4123
SID FAX (269) 387-4139
WEBSITE www.WMUBroncos.com
STARTERS POSITION PLAYERS RETURNING/LOST 6/3
PITCHERS RETURNING/LOST 11/1
LETTERWINNERS RETURNING/LOST 16/6
SERIES INFORMATION Notre Dame leads 24-14



Billy Gernon



Brian Stroud

WEST VIRGINIA MOUNTAINEERS

Notre Dame, Ind. • Apr. 15-17 • 7:00 p.m. • 2:05 p.m. • 1:05 p.m.

LOCATION Morgantown, W.Va.
FOUNDED 1867
ENROLLMENT 28,839
CONFERENCE BIG EAST
COLORS Old Gold & Blue
PRESIDENT Dr. James P. Clements
ATHLETICS DIRECTOR Oliver Luck
HOME FIELD (CAPACITY) Hawley Field (1,500)
PRESS BOX PHONE (MEDIA ONLY) (304) 293-5988
2010 OVERALL RECORD 27-30
2010 BIG EAST RECORD 10-17 (8th)
2010 NCAA TOURNAMENT None
NCAA APPEARANCES (LAST) 12 (1996)
CWS APPEARANCES (LAST) None
CWS TITLES None
HEAD COACH Greg Van Zant
RECORD AT WEST VIRGINIA 477-392-1 (16 years)
CAREER RECORD Same
ASSISTANT COACHES Pat Sherald
Jake Weghorst
BASEBALL OFFICE PHONE (304) 293-9881
BASEBALL SID Shannon McNamara
E-MAIL Shannon.McNamara@mail.wvu.edu
SID OFFICE PHONE (304) 293-2821
SID FAX (304) 293-4105
WEBSITE www.MSNSportsNet.com
STARTERS POSITION PLAYERS RETURNING/LOST 6/2
PITCHERS RETURNING/LOST 7/6
LETTERWINNERS RETURNING/LOST 18/10
SERIES INFORMATION Notre Dame leads 38-19



Greg Van Zant



Grant Buckner

TOLEDO ROCKETS

Notre Dame, Ind. • Apr. 19 • 5:35 p.m.

LOCATION Toledo, Ohio
FOUNDED 1872
ENROLLMENT 23,085
CONFERENCE Mid-American
COLORS Midnight Blue & Gold
PRESIDENT Dr. Lloyd A. Jacobs
ATHLETICS DIRECTOR Mike O'Brien
HOME FIELD (CAPACITY) Complex at Scott Park (1,000)
PRESS BOX PHONE (MEDIA ONLY) (419) 530-3089
2010 OVERALL RECORD 34-22
2010 MAC RECORD 19-8 (2nd West)
2010 NCAA TOURNAMENT None
NCAA APPEARANCES (LAST) None
CWS APPEARANCES (LAST) None
CWS TITLES None
HEAD COACH Cory Mee
RECORD AT TOLEDO 163-211 (7 years)
CAREER RECORD Same
ASSISTANT COACHES Josh Bradford
Jordan Becker
BASEBALL OFFICE PHONE (419) 530-3097
BASEBALL SID Brian DeBenedictis
E-MAIL DeBenedictis@utoledo.edu
SID OFFICE PHONE (419) 530-4919
SID FAX (419) 530-4428
WEBSITE www.UTRockets.com
STARTERS POSITION PLAYERS RETURNING/LOST 5/4
PITCHERS RETURNING/LOST 10/4
LETTERWINNERS RETURNING/LOST 21/9
SERIES INFORMATION Notre Dame leads 42-12



Cory Mee



Chris Dudics

ST. JOHN'S RED STORM

Queens, N.Y. • Apr. 21, 23 • Noon (DH) • Noon

LOCATION Queens, N.Y.
FOUNDED 1870
ENROLLMENT 20,352
CONFERENCE BIG EAST
COLORS Red & White
PRESIDENT Rev. Donald J. Harrington, C.M.
ATHLETICS DIRECTOR Chris Monasch
HOME FIELD (CAPACITY) Jack Kaiser Stadium (3,500)
PRESS BOX PHONE (MEDIA ONLY) (718) 990-2724
2010 OVERALL RECORD 43-20
2010 BIG EAST RECORD 16-11 (4th)
2010 NCAA TOURNAMENT Charlottesville Regional (3-2)
NCAA APPEARANCES (LAST) 33 (2010)
CWS APPEARANCES (LAST) None
CWS TITLES None
HEAD COACH Ed Blankmeyer
RECORD AT ST. JOHN'S 513-305-3 (15 years)
CAREER RECORD Same
ASSISTANT COACHES Mike Hampton
Scott Brown
BASEBALL OFFICE PHONE (718) 990-6148
BASEBALL SID Tim Brown
E-MAIL brownt1@stjohns.edu
SID OFFICE PHONE (718) 990-1521
SID FAX (718) 969-8468
WEBSITE www.RedStormSports.edu
STARTERS POSITION PLAYERS RETURNING/LOST 7/2
PITCHERS RETURNING/LOST 10/5
LETTERWINNERS RETURNING/LOST 20/9
SERIES INFORMATION Notre Dame leads 26-16



Ed Blankmeyer




Jeremy Baltz

BUTLER BULLDOGS

Notre Dame, Ind. • April 27 • 5:35 p.m.

LOCATION Indianapolis, Ind.
FOUNDED 1855
ENROLLMENT 4,200
CONFERENCE Horizon League
COLORS Blue & White
PRESIDENT Dr. Bobby Fong
ATHLETICS DIRECTOR Barry Collier
HOME FIELD (CAPACITY) Bulldog Park (500)
PRESS BOX PHONE (MEDIA ONLY) (317) 828-9312
2010 OVERALL RECORD 21-29
2010 HORIZON LEAGUE RECORD 11-13 (5th)
2010 NCAA TOURNAMENT None
NCAA APPEARANCES (LAST) 4 (2000)
CWS APPEARANCES (LAST) None
CWS TITLES None
HEAD COACH Steve Farley
RECORD AT BUTLER 514-610-1 (22 years)
CAREER RECORD 461-565-1 (19 years)
ASSISTANT COACHES Matt Tyner
Jeff Thomas
BASEBALL OFFICE PHONE (317) 940-9721
BASEBALL SID Josh Rattray
E-MAIL jrattray@butler.edu
SID OFFICE PHONE (317) 940-9994
SID FAX (317) 548-0878
WEBSITE www.ButlerSports.com
STARTERS POSITION PLAYERS RETURNING/LOST 8/1
PITCHERS RETURNING/LOST 8/4
LETTERWINNERS RETURNING/LOST 24/7
SERIES INFORMATION Notre Dame leads 66-15



Steve Farley



Corey Moylan

SETON HALL PIRATES

Notre Dame, Ind. • Apr. 29-May 1 • 5:35 p.m. • 2:05 p.m. • 11:05 a.m.

LOCATION South Orange, N.J.
FOUNDED 1856
ENROLLMENT 9,700
CONFERENCE BIG EAST
COLORS Blue & White
PRESIDENT Monsignor Robert Sheeran
ATHLETICS DIRECTOR Joseph A. Quinlan, Jr.
HOME FIELD (CAPACITY) Owen T. Carroll Field (1,000)
PRESS BOX PHONE (MEDIA ONLY) (973) 670-2752
2010 OVERALL RECORD 19-30-1
2010 BIG EAST RECORD 8-19 (10th)
2010 NCAA TOURNAMENT None
NCAA APPEARANCES (LAST) 16 (2001)
CWS APPEARANCES (LAST) 4 (1975)
CWS TITLES None
HEAD COACH Rob Sheppard
RECORD AT SETON HALL 151-206-2 (7 years)
CAREER RECORD Same
ASSISTANT COACHES Phil Cundari
Jim Duffy
BASEBALL OFFICE PHONE (973) 761-9557
BASEBALL SID Joe Montefusco
E-MAIL montefjo@shu.edu
SID OFFICE PHONE (973) 761-9493
SID FAX (973) 943-8309
WEBSITE www.SHUPirates.com
STARTERS POSITION PLAYERS RETURNING/LOST 5/4
PITCHERS RETURNING/LOST 9/4
LETTERWINNERS RETURNING/LOST 21/10
SERIES INFORMATION Notre Dame leads 24-14



Rob Sheppard



A.J. Rusbarsky

2011 Opponents

MICHIGAN WOLVERINES

Ann Arbor, Mich. • May 3 • 6:35 p.m.
Notre Dame, Ind. May 4 • 5:35 p.m.

LOCATION Ann Arbor, Mich.
FOUNDED 1817
ENROLLMENT 38,980
CONFERENCE Big Ten
COLORS Maize & Blue
PRESIDENT Mary Sue Coleman
ATHLETICS DIRECTOR Dave Brandon
HOME FIELD (CAPACITY) Ray Fisher Stadium (3,500)
PRESS BOX PHONE (MEDIA ONLY) (734) 647-1283
2010 OVERALL RECORD 35-22
2010 BIG TEN RECORD 14-10 (2nd)
2010 NCAA TOURNAMENT None
NCAA APPEARANCES (LAST) 21 (2008)
CWS APPEARANCES (LAST) 7 (1984)
CWS TITLES 2 (1953, 1962)
HEAD COACH Rich Maloney
RECORD AT MICHIGAN 302-173 (8 years)
CAREER RECORD 558-317-1 (15 years)
ASSISTANT COACHES Matt Husted
Matt White
BASEBALL OFFICE PHONE (734) 647-4550
BASEBALL SID Kent Reichert
E-MAIL kereiche@umich.edu
SID OFFICE PHONE (734) 647-1726
SID FAX (734) 548-0878
WEBSITE www.MGoBlue.com
STARTERS POSITION PLAYERS RETURNING/LOST 5/4
PITCHERS RETURNING/LOST 9/5
LETTERWINNERS RETURNING/LOST 17/11
SERIES INFORMATION Michigan leads 81-44



Rich Maloney



Patrick Biondi

USF BULLS

Notre Dame, Ind. • May 13-15 • 7:05 p.m. • 2:05 p.m. • 1:05 p.m.

LOCATION Tampa, Fla..
FOUNDED 1956
ENROLLMENT 47,576
CONFERENCE BIG EAST
COLORS Green & Gold
PRESIDENT Dr. Judy Genshaft
ATHLETICS DIRECTOR Doug Woolard
HOME FIELD (CAPACITY) USF Baseball Stadium (3,211)
PRESS BOX PHONE (MEDIA ONLY) (813) 751-4044
2010 OVERALL RECORD 26-32
2010 BIG EAST RECORD 16-11 (t-5th)
2010 NCAA TOURNAMENT None
NCAA APPEARANCES (LAST) 10 (2002)
CWS APPEARANCES (LAST) None
CWS TITLES None
HEAD COACH Lelo Prado
RECORD AT USF 723-535-2 (21 years)
CAREER RECORD 125-120 (4 years)
ASSISTANT COACHES Chuck Hernandez
Chris Heintz
BASEBALL OFFICE PHONE (813) 974-2504
BASEBALL SID Brad Borghetti
E-MAIL bborghetti@usf.edu
SID OFFICE PHONE (813) 974-0415
SID FAX (813) 974-5328
WEBSITE www.GoUSFBulls.com
STARTERS POSITION PLAYERS RETURNING/LOST 9/3
PITCHERS RETURNING/LOST 16/4
LETTERWINNERS RETURNING/LOST 23/8
SERIES INFORMATION USF leads 11-7



Lelo Prado



Andrew Barbosa

RUTGERS SCARLET KNIGHTS

Piscataway, N.J. • May 7-8 • Noon (DH) • 1:00 p.m.

LOCATION Piscataway, N.J.
FOUNDED 1766
ENROLLMENT 37,364
CONFERENCE BIG EAST
COLORS Scarlet & White
PRESIDENT Dr. Richard L. McCormick
ATHLETICS DIRECTOR Tim Perneti
HOME FIELD (CAPACITY) Bainton Field (1,500)
PRESS BOX PHONE (MEDIA ONLY) (732) 921-1067
2010 OVERALL RECORD 30-26
2010 BIG EAST RECORD 15-12 (6th)
2010 NCAA TOURNAMENT None
NCAA APPEARANCES (LAST) 15 (2007)
CWS APPEARANCES (LAST) 1 (1950)
CWS TITLES None
HEAD COACH Fred Hill
RECORD AT RUTGERS 1,010-664-9 (34 years)
CAREER RECORD 862-573-7 (27 years)
ASSISTANT COACHES Darren Fenster
Rick Freeman
BASEBALL OFFICE PHONE (732) 445-7833
BASEBALL SID Doug Drabik
E-MAIL ddrabik@scarletknights.com
SID OFFICE PHONE (732) 445-7884
SID FAX (732) 445-3063
WEBSITE www.ScarletKnights.com
STARTERS POSITION PLAYERS RETURNING/LOST 5/3
PITCHERS RETURNING/LOST 8/6
LETTERWINNERS RETURNING/LOST 21/12
SERIES INFORMATION Notre Dame leads 29-18



Fred Hill



Steve Nyisztor

LOUISVILLE CARDINALS

Louisville, Ky. • May 19-21 • 6:00 p.m. • 7:00 p.m. • 1:00 p.m.

LOCATION Louisville, Ky.
FOUNDED 1798
ENROLLMENT 22,000
CONFERENCE BIG EAST
COLORS Red & Black
PRESIDENT Dr. James Ramsey
ATHLETICS DIRECTOR Tom Jurich
HOME FIELD (CAPACITY) Jim Patterson Stadium (2,500)
PRESS BOX PHONE (MEDIA ONLY) (502) 852-3700
2010 OVERALL RECORD 50-14
2010 BIG EAST RECORD 21-6 (1st)
2010 NCAA TOURNAMENT Louisville Regional (2-2)
NCAA APPEARANCES (LAST) 5 (2010)
CWS APPEARANCES (LAST) 1 (2007)
CWS TITLES None
HEAD COACH Dan McDonnell
RECORD AT LOUISVILLE 185-77 (4 years)
CAREER RECORD Same
ASSISTANT COACHES Chris Lemonis
Roger Williams
BASEBALL OFFICE PHONE (502) 852-0103
BASEBALL SID Garrett Wall
E-MAIL g.wall@louisville.edu
SID OFFICE PHONE (502) 852-3088
SID FAX (502) 852-7401
WEBSITE www.UofLSports.com
STARTERS POSITION PLAYERS RETURNING/LOST 3/5
PITCHERS RETURNING/LOST 8/7
LETTERWINNERS RETURNING/LOST 16/15
SERIES INFORMATION Louisville leads 11-7



Dan McDonnell



Ryan Wright



The BIG EAST Conference announced that Bright House Field in Clearwater, Fla., will be the site of the 2011 BIG EAST Conference Baseball Championships.

It's a familiar site for BIG EAST fans -- Bright House Field served as the site for the 2006, 2008, 2009 and 2010 BIG EAST Championships.

Regarded as one of the top minor league playing facilities in the nation, Bright House Field serves as the spring training site for the Philadelphia Phillies, and it has housed the Phillies' Florida State League affiliate Clearwater Threshers since the facility opened in 2004.

"Bright House Field has been a wonderful home for our baseball championship and we're pleased to continue our partnerships with the Threshers and the St. Petersburg/Clearwater region," said BIG EAST Commissioner John Marinatto. "Our student-athletes and coaches have enjoyed the opportunity to play in such a first-class facility and it is a perfect destination for our fans."

"The welcome we received from the Threshers and the St. Petersburg/Clearwater community in our past visits to Bright House Field didn't go unnoticed by our student-athletes, coaches and staff members," said BIG EAST Associate Commissioner for Olympic Sports Jim Siedliski. "We've been able to provide our teams with memorable championship experiences at Bright House Field, and we're excited to return for the next two years."

"On behalf of the Clearwater Threshers and the Philadelphia Phillies organization, we are delighted to host the BIG EAST Championships again in 2011," said John Timberlake, the Phillies' Director of Florida Operations. "We believe that this is a partnership that continues to grow and evolve and we look forward to continuing our relationship with the schools that comprise the BIG EAST."

The stadium's seating capacity is 8,500. The outfield dimensions measure 329 feet down the leftfield line, 408 feet to center, and 330 down the rightfield line. The \$25 million facility features a 360-degree main concourse, grass berm seating, group picnic areas, a children's play area and a state-of-the-art video scoreboard. The facility also will host the tournament's annual opening ceremonies, a fan-friendly event featuring giveaways, entertainment and autograph sessions, and the BIG EAST Home Run Derby.

"Hosting the 2011 BIG EAST Baseball Championships is a major home run for the area," said Kevin Smith, Director of the St. Petersburg/Clearwater Sports Commission. "Because of our strong partnership with the Philadelphia Phillies and the BIG EAST Conference, we've been successful in securing this coveted event for five of the last six years. The area's first-class sports facilities and top-notch accommodations showcase Pinellas County as a premier sports tourism destination."

The 2011 BIG EAST Conference Baseball Championship will be played May 25-29 (Wednesday through Sunday), with the top eight teams in the regular season standings qualifying. The winner of the BIG EAST Championship receives the conference's automatic bid to the NCAA Championship.

The championship game of the 2011 BIG EAST tournament is scheduled to be televised live on ESPNU. Fans may also visit www.BIGEASTBaseball.com to access the latest information about the championship, including ticket information, tournament brackets and a complete history of the event.



PREVIOUS CHAMPIONSHIP WINNERS

2010	St. John's
2009	Louisville
2008	Louisville
2007	Rutgers
2006	Notre Dame
2005	Notre Dame
2004	Notre Dame
2003	Notre Dame
2002	Notre Dame
2001	Seton Hall
2000	Rutgers
1999	Providence
1998	Rutgers
1997	St. John's
1996	West Virginia
1995	Pittsburgh
1994	Connecticut
1993	St. John's
1992	Providence
1991	Villanova
1990	Connecticut
1989	Villanova
1988	St. John's
1987	Seton Hall
1986	St. John's
1985	St. John's

NOTRE DAME'S CHAMPIONSHIP HISTORY

year	seed	record	finish
2010	--	failed to qualify	--
2009	5th	3-2	3rd
2008	3rd	0-2	t-7th
2007	7th	0-2	t-7th
2006	1st	4-1	champion
2005	3rd	3-0	champion
2004	1st	3-1	champion
2003	3rd	3-0	champion
2002	1st	3-1	champion
2001	1st	1-2	3rd
2000	2nd	1-2	5th
1999	1st	1-2	5th
1998	1st	3-2	runner-up
1997	1st	2-2	3rd
1996	5th	4-2	runner-up

2011 Opponents

The Notre Dame baseball team has travelled to all corners of the nation in recent years, including visits since 1990 to states spanning from Alabama, Arizona, California, Florida, Georgia, Hawaii, Louisiana, Mississippi, South Carolina, Tennessee, Texas and Washington. Since 1957, the Irish have played in 35 different states (plus Washington D.C.) and 147 cities (including scheduled 2011 trips). In the past 19 years, the Irish have posted wins on the fields of many perennial college baseball powers, including four wins on the road over Miami (4-2 in '89, 2-1 in '92, 6-3 in '92 NCAAs, 5-2 in '95) plus other road triumphs over Texas (13-4 in '91), Louisiana State (6-3 in '91), Arizona State (11-4 in '93), Wichita State (8-6 in '93), Florida State (4-3 in '93 NCAAs; 10-4 and 3-1 in '02 NCAAs), Clemson (8-1 in '94) and Mississippi State (7-0 in 2000 NCAAs, 7-5 and 4-2 in '01).

ALABAMA

Mobile
Tuscaloosa

ARIZONA

Mesa
Phoenix
Tempe
Tucson

ARKANSAS

Fayetteville
Jonesboro
State University

CALIFORNIA

Anaheim
Berkeley
Fresno
Fullerton
Long Beach
Los Angeles
Riverside
San Diego
Stockton
Santa Clara

CONNECTICUT

Norwich
Storrs

FLORIDA

Boca Raton
Clearwater
DeLand
Dunedin
Fort Myers
Gainesville
Homestead
Jacksonville
Miami
Orlando
Tallahassee
Tampa
St. Petersburg
West Palm Beach
Winter Park

GEORGIA

Athens
Atlanta

HAWAII

Honolulu

ILLINOIS

Bloomington
Carbondale
Champaign
Chicago
DeKalb
Evanston
Joliet
Lockport
Normal
Peoria
Quincy
Romeoville
Sauget

INDIANA

Angola
Bloomington
Crawfordsville
Evansville
Fort Wayne
Gary
Greencastle
Huntington
Indianapolis
Muncie

Notre Dame
Rensselaer

South Bend
Terre Haute
Valparaiso
West Lafayette

KANSAS

Wichita

KENTUCKY

Lexington
Louisville
Murray

LOUISIANA

Baton Rouge
New Orleans

MARYLAND

Bethesda

MASSACHUSETTS

Brockton
Chestnut Hill

MICHIGAN

Ann Arbor
Big Rapids
Comstock Park
Detroit
East Lansing
Grand Rapids
Hillsdale
Kalamazoo
Mount Pleasant

MINNESOTA

Minneapolis

MISSISSIPPI

Cleveland
Itta Bena
Oxford
Starkville
University
Greenville

MISSOURI

Joplin
St. Louis
Springfield

NEBRASKA

Omaha

NEVADA

Reno

NEW JERSEY

Bridgewater
Piscataway
East Orange
Trenton

NEW YORK

Hamilton
Jamaica
Queens

NORTH CAROLINA

Durham
Elon College

OHIO

Athens
Bowling Green
Cincinnati
Cleveland
Columbus
Dayton
Kent
Toledo

OKLAHOMA

Norman
Oklahoma City
Tulsa

PENNSYLVANIA

Easton
Pittsburgh
Philadelphia
Plymouth Meeting

RHODE ISLAND

Providence

SOUTH CAROLINA

Clemson
Conway
Myrtle Beach
Rock Hill

TENNESSEE

Clarksville
Knoxville
Memphis
Millington
Nashville

TEXAS

Austin
College Station
Corpus Christi
Dallas-Fort Worth
Edinburg
Houston
Round Rock
San Antonio
Seguin

VIRGINIA

Blacksburg
Charlottesville

WASHINGTON

Seattle

WASHINGTON D.C.

Georgetown University

WEST VIRGINIA

Morgantown

WISCONSIN

Madison


Listings for games from 1958-2011
Bold – scheduled 2011 Notre Dame trip



Notre Dame opened its 1998 season by participating in the ACC/Disney Blast – held at the 7,500-seat baseball facility in the Disney Wide World of Sports complex (spring training home of the Atlanta Braves). The Irish opened the ACC/Disney Blast with a 10-1 victory over perennial power Florida State.



UNIVERSITY OF NOTRE DAME®



Baseball has thrived at Notre Dame since its first varsity season in 1892. The program's many noteworthy letterwinners have included John Shea – seated at the bottom left of this 1908 photo – who co-wrote the famed Notre Dame victory march.

ALIVE AND WELL IN THIRD CENTURY

Notre Dame baseball has produced its share of innovators and memories.

The Notre Dame baseball program punctuated its growing emergence as modern-day contender by advancing to the 2002 College World Series, part of a 16-year run of seasons with 40-plus victories (the third-longest streak in all of Division I baseball, as of 2004). But the program's legacy runs much deeper, stretching back through 118 seasons and even as far back as the 1860s, when baseball began to emerge as a popular diversion at the Northern Indiana school.

Notre Dame can trace its founding to the mid-19th century, when Father Edward Sorin, C.S.C., and a small band of French missionaries set up camp a little north of South Bend, Indiana. The 1842 construction included building a log church and a small building and the founders immodestly labeled their creation the University of Notre Dame du Lac (Our Lady of the Lake).

In the early years, this all-male university enrolled students from first grade through college and there was a heavy emphasis placed on recreational activities. For the next 24 years after its founding, the main athletic diversions of Notre Dame students were ice skating, swimming, and cycling. Students also could be found



Adrian "Cap" Anson – who helped popularize baseball at Notre Dame – was considered one of the most dynamic players in professional baseball during the late 1800s.

playing team sports of European origin: cricket and soccer.

That all changed in 1866, when two young men from Marshalltown, Iowa – Sturgis and Adrian Anson – introduced a new sport to Notre Dame. The sport was base ball (it didn't become one word until much later) and it quickly became the biggest thing to hit the campus.

On any spring day, most of the Notre Dame student body could be found playing base ball on the many ball diamonds on the campus. During this period, Notre Dame had approximately 500 students in all combined programs.


In his autobiography, *A Ballplayer's Career*, Adrian "Cap" Anson spoke fondly of his days at Notre Dame. After leaving Notre Dame, in 1871, Anson became one of the original major league baseball players in the National Association, the first major league.

Anson went on to become the most dominant figure of 19th-century baseball, as the playing manager of the National League Chicago White Stockings (now the Cubs). Anson retired after a 27-year career with a .329 batting average and he was elected to the Baseball Hall of Fame in 1939, as a member of the fourth class.


For the first 20 years of base ball at Notre Dame, all games were played on campus between club teams. The school began playing off-campus foes in the spring of 1888.



First baseman Angus McDonald (left) and second baseman Frank McNicholas (right) were two of Notre Dame's first varsity baseball letterwinners, in the late 1800s.



Notre Dame's third varsity baseball team (1895; 3-2 record)



Fans flocked to Cartier Field in the 1950s, with the unique venue situated between the old Notre Dame Fieldhouse (upper left) and Notre Dame Stadium (beyond the outfield fence). One of Notre Dame's most recognizable present-day structures – Hesburgh Memorial Library (constructed in '63) – would be hovering over the third-base dugout in this 1950s photo.

Notre Dame decided to sponsor varsity baseball in 1892. Five years earlier, the University had launched a varsity football program when Michigan's squad came to South Bend to teach a group of students the fundamentals. The next day, they played a football game and Michigan won handily.

Notre Dame also decided to inaugurate its varsity baseball program with a game against the Wolverines. The Michigan baseball team journeyed to South Bend and Notre Dame came away with a 6-4 victory in its first-ever baseball game.

From the early 1890s until the Notre Dame football team defeated Army in 1913, baseball was the biggest sport on the South Bend campus and Notre Dame was one of the best baseball teams in the country, despite there being fewer than 200 college students in the University's active population at that time.

With such an illustrious beginning and a cast of characters who would go on to make their

mark throughout the world of sports, Notre Dame baseball progressed into the 20th century as one of the university's most consistently enjoyable means of recreation.

Notre Dame baseball experienced great success during the 1906-08 seasons, posting a three-year record of 60-9 – with the 1908 season (20-1) remaining the best winning percentage in the program's history (.952).

The middle portion of the 1900s included one consistent link to Notre Dame baseball, as Clarence "Jake" Kline was associated with the program for 49 seasons in a 62-year stretch (1913-75), including an amazing run as Irish head coach that spanned five decades ('34-'75).

Kline's 1949 squad closed the first half of the century with one of the program's best seasons, qualifying for the program's first NCAA appearance. Notre Dame returned to the NAAs in '56 and again in '57 – when three wins in the district playoffs at Western Michigan sent the Irish on to Omaha for the College World Series.



Jake Kline made the journey from Williamsport, Pa., to Notre Dame in the fall of 1913 and remained part of the baseball program for 49 of the next 62 years.

Two-time All-American Elmer Kohorst led the Irish to the 1957 College World Series.



Noteworthy Baseball Accomplishments By Former Notre Dame Students

Former Notre Dame students have made a lasting impact on the game of baseball, with the more unique contributions including:

Founder of the Major League Baseball All-Star Game

Arch Ward (1933)

Inventor of the batting tee

Bert Dunne (1924-25)

Only teammate of George Gipp (football), Red Grange (football) and Ty Cobb (baseball)

Johnny Mohardt (1919-21)

Only major leaguer to pitch a doubleheader shutout

Ed Reulbach (early 1900s)

Defeated famous Columbia Giants in 1900, as his team's No. 2 pitcher

Bert Keeley (also pitched the first complete-game doubleheader of the 1908 season)

Stopped Joe DiMaggio's minor-league 61-game hitting streak

Ed Walsh, Jr. (1926-28)

Held National League stolen base record for more than 50 years

Bob Bescher (81 in 1911)


Major leaguer who also played pro basketball

Ron Reed (1965)



Ron Reed

Baseball History



Kevin Hardy (left) was Notre Dame's first three-sport athlete in the second half of the century ('64-'65, also football, basketball) while Bob Arnzen (right) was accomplished both on the diamond and the hardwood.



Rick Chryst – former commissioner of the Mid-American Conference – was one of the leaders of Notre Dame baseball in the early 1980s.

Notre Dame was a common face in the NCAA Tournament for 13 seasons, advancing to the postseason tournament five times in that stretch. The program then experienced its first major venue shift in 1977, relocating from old Cartier Field (just north of Notre Dame Stadium) to the east side of campus, in the area that later would be dubbed Jake Kline Field (north of the current Joyce Center).

Tom Kelly and Larry Gallo shepherded the baseball program through the first 12 seasons following Kline's retirement (1976-87). Notre Dame opened the decade of the 1980s by posting a 29-8 record in the 1980 season, highlighted by a 12-game lateseason winning streak.

Despite the program's many successes in its first 96 seasons, Notre Dame baseball entered a new level of excellence in the late 1980s. An ambitious young coach named Pat Murphy was hired to direct a program that had not tasted NCAA tournament action in nearly 20 years – and the Irish program responded with a string of 40-win seasons that spanned 16 years.

Murphy's first squad (39-22) posted 24 more wins than the previous team, with that breakthrough 1988 season representing the program's best win percentage since 1982.

Led by an assortment of talented players – including All-American/Academic All-American Dan Peltier – the Irish fashioned a memorable 1989 season. The highlight of 1989 came in the



(from left) Second baseman Mike Moshier, short-stop Pat Pesavento and first baseman/outfielder Dan Peltier – pictured at South Bend's Coveleski Stadium – were the veteran leaders of the 1989 NCAA tournament team.

rain-soaked Midwestern Collegiate Conference Tournament, when Notre Dame rallied for four wins in one hectic, soggy day to claim the tourney title and earn the league's automatic NCAA bid.

The success of the Murphy era continued through the 1994 season, with the Irish coming excruciatingly close to advancing to the College World Series in both 1992 (at Miami) and '93 (at Florida State).

The level of success set by Cap Anson and his contemporaries carried on during the next 12 seasons, under the direction of head coach Paul

Home Is Where the Heart Is

Notre Dame baseball has called four primary facilities "home" for significant stretches in its 118-year history.

The majority of the games in the first 85 years were held at **Cartier Field** (left), an area that currently consists of the quad stretching between Notre Dame Stadium and the Hesburgh Library.

Irish baseball moved in 1977 to the other side of Juniper Road – just north of the Joyce Center – with games held on a facility later named **Jake Kline Field** (below left) in honor of the legendary coach (shown below, receiving bat).

Notre Dame split time in the 1988-93 seasons at **Coveleski Stadium** (below right), South Bend's minor-league facility, while **Frank Eck Stadium** (right) has been the home of Irish baseball since 1994.





Notre Dame's 1992 NCAA Atlantic Regional Finalists

Row One (from left) – Bob Lisanti, Casey Clevenger, Edwin Hartwell, Cory Mee, Mike Rooney, Dan Bautch, Craig Counsell and Greg Layson.

Row Two – Adam Maisno, Craig DeSensi, Robbie Birk, David Sinnes, Rob Natichia, Tim Kraus, Steve Verdusco and Matt Haas.

Row Three – Tom Price, manager Derek Rakon, assistant coach Gary Tuck, head coach Pat Murphy, assistant coach Mike Gibbons, assistant coach Brian Cleary, trainer Mike Bean and student manager Celine Leneman.

Row Four – Chris Michalak, Craig Allen, Joe Binkiewicz, Dan Adams, Pat Leahy, Paul Failla, Marty DeGraff, Al Walania and Eric Danapilis.

Mainieri. The Irish program posted the seventh-best winning percentage in Division I baseball during the 1990s and went on to compile a string of 16 straight seasons with 40-plus wins.

All but the first season of the Mainieri era saw Notre Dame participate in the BIG EAST Conference. The Irish have advanced to the BIG EAST Tournament in each of their 14 seasons of league membership, becoming the first team to win three straight (from '02-'04, plus '05-'06) while also claiming regular-season titles in 1997, 1999, 2001, '02, '04 and '06.

The Irish fittingly closed the 1990s in style, as Notre Dame played host to NCAA tournament

action for the first time in 40 years. The 1999 NCAA South Bend Regional was well-received by the community, which cheered the Irish on to an 8-1 NCAA opening win over Creighton en route to a 43-18 final record.


Notre Dame then returned to the NAAs with an inspiring showing at Mississippi State in 2000, followed by a record-setting 2001 season that saw the Irish claim the first No. 1 ranking in the program's history and set the team record for wins (49-13-1).

Amazingly, the program kept climbing in 2002, as the Irish overcame a slew of injuries and rode the combination of a senior-dominated

lineup and a youthful pitching staff all the way to the College World Series and a 50-18 final record – followed by a fifth straight NCAA trip in 2003, another record-setting season in 2004 (school-record 51 wins, only 12 losses), and more NCAA trips in 2005 and '06 to give the Irish seven straight seasons in the NAAs.



Notre Dame's 1998 pitching staff was led by (from left) Alex Shilliday (9-5, 3.54, 93 Ks), Brad Lidge (8-2, 4.15, 93), Aaron Heilman (7-3, 1.61, 78), Chris McKeown (4-2, 4.47, 37) and Tim Kalita (4-0, 2.78, 71) – with Lidge and Heilman going on to pitch in the Major Leagues while Kalita reached the triple-A level.



Notre Dame closed out the 1990s with an offensive barrage, as (from left) one-time teammates Mike Amrhein, Jeff Wagner and Brant Ust finished as the top three home-run hitters in Irish history.

NCAA

Tournament History

1949 (0-2), at University of Notre Dame

1R – Wake Forest 4, Notre Dame 1
1R – Wake Forest 10, Notre Dame 7

1956 (1-2), at University of Minnesota

DP – Notre Dame 4, Minnesota 3
DP – Minnesota 15, Notre Dame 5
DP – Minnesota 10, Notre Dame 1

1957 (5-3), CWS Participant

at Western Michigan University
and Rosenblatt Stadium (Omaha, Neb.)
DP – Notre Dame 18, Alma 2
DP – Notre Dame 4, W. Michigan 2
DP – Northwestern 9, Notre Dame 2
DP – Notre Dame 6, Northwestern 1

1R – * Iowa St. 13, Notre Dame 8 (10)
2R – * Notre Dame 23, Colorado St. 2
3R – * Notre Dame 9, Texas 0
4R – * Penn State 5, Notre Dame 4

1958 (2-2), at Western Michigan University

DP – Valparaiso 2, Notre Dame 0
DP – Notre Dame 11, Minnesota 7
DP – Notre Dame 10, Valparaiso 4
DP – Western Michigan 5, Notre Dame 4

1959 (2-2), at University of Notre Dame

DP – Notre Dame 10, Detroit 0
DP – Notre Dame 12, Minnesota 4
DP – Western Michigan 2, Notre Dame 0
DP – Western Michigan 9, Notre Dame 6

1960 (0-2), at University of Minnesota

DP – Minnesota 15, Notre Dame 6
DP – Ohio Univ. 5, Notre Dame 4

1963 (1-2), at University of Illinois

DP – Western Michigan 2, Notre Dame 1
DP – Notre Dame 5, Valparaiso 2
DP – Illinois 4, Notre Dame 0

1970 (1-2), at Ohio State University

DP – Southern Illinois 10, Notre Dame 2
DP – Notre Dame 6, Minnesota 2
DP – Southern Illinois 1, Notre Dame 0

1989 – West II Regional (1-2), at Fresno State

Fresno State 9, Notre Dame 8
Notre Dame 8, Portland 6 (13)
Fresno State 11, Notre Dame 4

1992 – Atlantic Regional (3-2), at Miami

South Carolina 5, Notre Dame 1
Notre Dame 6, Miami 3
Notre Dame 12, Delaware 6
Notre Dame 11, South Carolina 2
CG2 – Miami 5, Notre Dame 1

1993 – East Regional (3-2), at Florida State

Notre Dame 15, Mississippi State 1
Florida State 7, Notre Dame 3 (10)
Notre Dame 12, Central Florida 3
Notre Dame 4, Florida State 3
Notre Dame 7, Florida State 3 (10)

IRISH MAKE THEIR MARK IN NCAA's

Highlights include CWS trips in 1957 and 2002.

While the first 50 years of varsity Notre Dame baseball were brimming with future major-leaguers and innovators, the next 60-plus seasons have seen Irish baseball emerge as a respected and regular participant in the NCAA Championship.

The Irish advanced to the NCAA's 14 times during the 1900s (and again from 2000-06), with a 41-44 overall NCAA record, trips to the 1957 and 2002 College World Series – and near-misses on trips to Omaha in 1992 and '93.

Notre Dame made its NCAA debut in 1949, winning the district playoffs with a 1-0 victory at Purdue and a 9-1 home win over Western Michigan. The Irish – who were led in '49 by first baseman Dick Gieldin's .350 batting average – played host to Wake Forest in an NCAA Region B series, but the Demon Deacons advanced with 4-1 and 10-7 wins and went on to finish as runner-up to Texas in the College World Series.

The Irish returned to the NCAA's in '56, at Minnesota for a District Four series. Notre Dame opened with a 4-3 win but the Gophers won the next two (15-5, 10-1) and went on to claim the CWS title, with a 15-1 win over Arizona.

After being eliminated by the CWS runner-up and champion in its first two NCAA appearances, Notre Dame returned in '57 to post one of the finest seasons in the program's history. With most of its players back from '56 – including All-America catcher Elmer Kohorst, clutch-hitting leftfielder Bob Senecal, strikeout thrower Tom Bujnowski and fellow righthander Chuck Symeon – the Irish posted an 11-7 regular-season record before winning the NCAA District Four tournament at Western Michigan.

Notre Dame began its march to Omaha with wins over Alma (18-2) and the host Broncos (4-2) but lost to Northwestern (9-2). The Irish and Wildcats faced off again the next day and a 6-1 Notre Dame win sent the Irish on to the College World Series, where they won games



Jim Morris established a still-standing College World Series record for batting average (10-for-14, in '57).

over Colorado State (23-2, still a CWS record for runs in a game) and Texas (9-0, led by Symeon's five-hit gem) while losing to Iowa State (13-8) and eventual runner-up Penn State (5-4). Infielder Jim Morris hit 10-for-14 to establish a still-standing CWS batting average record (.714).

The Irish advanced to the NCAA's the next three seasons, with an 11-7 win over Minnesota, a split with Valparaiso and a 5-4 loss to host Western Michigan in '58. WMU beat the Irish twice in the '59 NCAA's – in South Bend (wins over Detroit and Minnesota) – while Minnesota and Ohio University ended Notre Dame's season in 1960, with the Gophers claiming another NCAA crown.

Top Irish hitters in the late 1950s included Morris, second baseman Dick Selcer and outfielder Gene Duffy, with the talented mound



Notre Dame's 1949 NCAA Tournament team



Notre Dame's 1957 NCAA Third-Place Finishers – Row One (from left) – Tom Bujnowski, Jim Carideo, Steve Johnson, Elmer Kohorst, Jim Cusack, Ed Hurley, Paul Besser. Row Two – head coach Jake Kline, John Hammett, Henry Bretting, John Merlock, Jack Connors, Paul Sopko. Row Three – John Murphy, Bob Senecal, Joe Geneser, Pete Devito, Charles Symeon, Gene Duffy. Row Four – Bill Bell, Bob Giarrantano, Tom Marquez, John Casagrande, Jim Morris.

corps led by Symeon, strikeout-throwing lefty Frank Carpin, Nick Palihnich and Jack Mitchell (who still own some of the top season ERAs in Irish history).

The 1963 season brought an NCAA trip to Illinois, with losses to Western Michigan (2-1) and the host Illini (4-0) sandwiched around a win over Valparaiso (5-2). Notre Dame then had to wait seven years for its next NCAA appearance – a 6-2 win over Minnesota and a pair of losses to Southern Illinois, in 1970 action at Ohio State – and waited 19 more years before a return to the NCAAs, in 1989.

As if the emotion of making its first NCAA appearance in 20 seasons was not enough, getting there was half the thrill – as Notre Dame won four rain-soaked games over a span of 23 hours to win the 1989 Midwestern Collegiate Conference Tournament and an automatic NCAA bid. The

Irish headed to Fresno State and opened with a tough 9-8 loss to the host Bulldogs before beating Portland (8-6 in 13 innings) and losing again to Fresno (11-4). All-America centerfielder Dan Peltier was the offensive leader in '89 and Brian Piotrowicz paced the pitching staff.

While the victory totals and hopes for a return to the NCAAs kept mounting, the Irish did not get there until 1992. Once again, there were memories to be made.

After Notre Dame opened with a poor performance in a 5-1 loss to South Carolina at the 1992 Atlantic Regional, many foresaw a quick exit for the Irish as they took on the host Miami Hurricanes. Notre Dame spotted Miami a 3-0 lead but used a four-run fifth to claim the 6-3 upset. Dan Bautch's three hits led the offense while Alan Walania worked out of countless jams to get the win, with David Sinnes inducing a bases-loaded groundout to end the game.

The Irish beat Delaware (12-6) and South Carolina (11-2) to set up a winner-take-all final with the Hurricanes but ran out of gas, falling 5-1 in the final.

The 1993 NCAAs brought Notre Dame to Tallahassee, Fla., and the Irish opened with a 15-1 thumping of Mississippi State before nearly upsetting host Florida State. With the game tied 3-3 and one out in the bottom of the ninth, Irish shortstop Paul Failla tried to score from second on a single to left field but was called out on a controversial play at the plate. Then, in the 10th, Florida State's Ty Mueller hit a grand slam versus lefthanded reliever Chris Michalak, for a 7-3 Florida State win.

Despite the setback, the Irish downed Central Florida the next afternoon (12-3) before avenging the loss to Florida State with a 4-3 elimination-game win. Michalak – who also hit 8-for-18 in the regional as a late addition for defensive purposes at first base – turned in a gutsy complete-game effort, scattering nine hits and one walk while striking out six in his 34th career win. Failla also gained some redemption with a timely, leaping stab on a linedrive in the eighth inning.



Second baseman Ed Hurley was part of a veteran infield unit on Notre Dame's 1957 College World Series team.

1994 – East Regional (2-2), at Clemson

Old Dominion 9, Notre Dame 5
Notre Dame 8, Clemson 1
Notre Dame 5, The Citadel 1
CG1 – Auburn 8, Notre Dame 0

1996 – South I Regional (1-2), at Alabama

Notre Dame 12, Virginia 1
Stetson 7, Notre Dame 6
Virginia 7, Notre Dame 1

1999 – South Bend Regional (1-2), at ND

Notre Dame 8, Creighton 1
Cal State Fullerton 6, Notre Dame 3
Michigan 11, Notre Dame 5

2000 – Starkville Regional (3-2), at Mississippi St.

Notre Dame 8, Tulane 4
Mississippi State 8, Notre Dame 1
Notre Dame 10, Tulane 6
CG1 – Notre Dame 7, Mississippi State 0
CG2 – Mississippi State 10, Notre Dame 9

2001 – South Bend Regional (3-2), at ND

Notre Dame 12, Wisconsin-Milwaukee 4
Florida International 7, Notre Dame 6 (10)
Notre Dame 11, UC Santa Barbara 10 (10)
CG1 – Notre Dame 5, Florida International 2
CG2 – Florida International 5, Notre Dame 4

2002 CWS Participant (6-3)

2002 – South Bend Regional (3-0), at ND

Notre Dame 8, Ohio State 6
Notre Dame 25, South Alabama 1
CG1 – Notre Dame 9, Ohio State 6

2002 – Super Regional (2-1), at Florida State

Notre Dame 10, Florida State 4
Florida State 12, Notre Dame 5
Notre Dame 3, Florida State 1

2002 – College World Series (1-2) Rosenblatt Stadium (Omaha, Neb.)

1R – * Stanford 4, Notre Dame 3
2R – * Notre Dame 5, Rice 3
3R – * Stanford 5, Notre Dame 3

2003 – Fullerton Regional (2-2), at CS Fullerton

Notre Dame 13, Arizona 5
Cal State Fullerton 4, Notre Dame 3
Notre Dame 6, San Diego 3
CG1 – Cal State Fullerton 8, Notre Dame 1

2004 – South Bend Regional (2-2), at ND

Kent State 2, Notre Dame 1
Notre Dame 6, California Irvine 5
Notre Dame 7, Kent State 1
CG1 – Arizona 7, Notre Dame 6

2005 – Gainesville Regional (2-2), at Florida

North Carolina 5, Notre Dame 1
Notre Dame 7, Stetson 4
Notre Dame 3, North Carolina 0
CG1 – Florida 23, Notre Dame 3

2006 – Lexington Regional (0-2), at Kentucky

College of Charleston 5, Notre Dame 4 (16)
Kentucky 10, Notre Dame 4

* – CWS game (1R – 1st-round, etc.)

DP – District Playoff

CG1/2 – Regional Championship Games

Totals: 21 appearances (41-44)

NCAA History

With the '93 win over FSU ending at 1:00 a.m., the Irish failed to fully recharge for the final game vs. Long Beach State (13-3). Third baseman Matt Haas earned what would be his first of two All-Regional selections, after an impressive tournament that included 11 hits in 20 at-bats and 10 RBI, plus a home run, triple and double.

The run of NCAA upsets on the opponent's field continued in 1994 at Clemson, as the Irish bounced back from a 9-5 loss to Old Dominion by stunning the Tigers (8-1). Tim Krause's five-hitter paved the way while Haas had three hits and three RBI vs. the hosts. The Irish then beat the Citadel (5-1) but came out flat on the final day, losing 8-0 to Auburn.

Other Notre Dame forays into the NCAA's came in 1996 at the University of Alabama – highlighted by a 12-1 win over No. 2 seed Virginia – and in 1999, when the Irish played host to a four-team regional at Eck Stadium. Aaron Heilman's complete-game outing carried the Irish to an 8-1 win over Creighton while freshman catcher Paul O'Toole became the first Irish player ever to hit a home run in four straight postseason games (all three NCAA games).

Then, in 2000, Notre Dame pushed host Mississippi State to the limit at the Starkville Regional – losing 10-9 on a ninth-inning home run in the title game and signaling good things to come for the Irish in the 21st century.


Another near-miss followed at the 2001 NCAA South Bend Regional, with Notre Dame and

Florida International playing three hotly-contested games before the Panthers survived 5-4 in the title game.


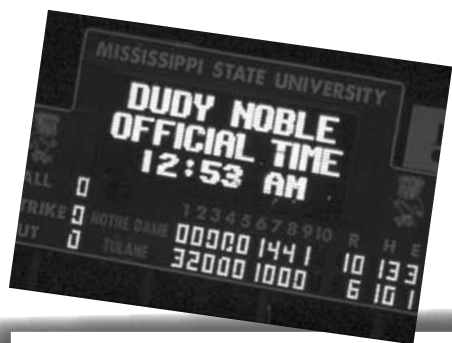
Notre Dame broke through in 2002, winning the South Bend Regional with a pair of victories over Ohio State and a 25-1 dismantling of top-seeded South Alabama (sparked by Grant Johnson's 1-hitter and Steve Sollmann's 6-for-7, 7 RBI day). The Irish then sent rumbles throughout the college baseball world by upsetting the nation's No. 1-ranked team, Florida State, in the Super Regional round (10-4, 5-12, 3-1). Johnson and fellow freshman Chris Niesel (a Florida native) picked up the wins while Kris Billmaier maintained his hot hitting (16-for-26 combined in the Regional and Super Regional, with eight RBI and 21 total bases).

Those wins sent the Irish back to Omaha and the College World Series for the first time in 45 years – with a pair of narrow losses to Stanford (3-4, 3-5) sandwiched around a thrilling 9th-inning comeback to beat Rice (5-3). Steve Stanley's one-out triple sparked the rally, followed by Steve Sollmann's single up the middle and Brian Stavisky's game-ending home run over the rightfield fence.

Notre Dame then reached the regional title games in 2003 (vs. host Cal State Fullerton), 2004 (at Eck Stadium, vs. Arizona) and 2005 (vs. host Florida), with Sollmann adding two more all-regional performances to his impressive career resume.



Brian Stavisky posted a .386 career batting average in the NCAA's, with his seven career NCAA Tournament home runs including the blast that sparked the 2002 Super Regional upset of Florida State (pictured).



Notre Dame's impressive showing at the 2000 NCAA Starkville Regional vaulted the Irish on to the landmark 2001 and '02 seasons. The 2000 Regional performance included (pictured, from left) an elimination-game rally to beat Tulane (after riding out a tornado delay, with the game ending at 12:53 a.m.); the spirited leadership of centerfielder Steve Stanley, one of several ND players who became favorites of the famous "Leftfield Lounge" fan section; and Danny Tamayo pitching a three-hit shutout versus host Mississippi State (forcing a winner-take-all game, with the Bulldogs winning 10-9 on a ninth-inning home run).

Notre Dame Baseball Career NCAA Tournament Stat Leaders (since 1989; minimum 22 ABs)

Player	Years	GP/GS	AB	R	H	RBI	BB	K	2B/3B/HR	SB/SBA	AVG
Matt Haas	1992-94	11/9	37	6	19	15	3	5	1/0/1	0-0	.514
Steve Sollmann	2001-04	22/22	93	23	43	18	8	7	2/3/1	9-11	.462
Kris Billmaier	2000-03	23/23	87	10	39	20	9	13	8/1/0	0-1	.448
Steve Stanley	1999-2002	22/22	93	27	40	10	9	6	3/2/0	6-8	.430
Edwin Hartwell	1992-93	9/7	22	6	9	5	8	3	1/1/0	0-2	.409
Brian Stavisky	2000-02	19/19	83	23	32	30	6	13	5/0/7	2-3	.386
Alec Porzel	1999-2001	13/13	59	12	22	15	5	8	6/0/1	3-3	.373
Paul O'Toole	1999-02	22/22	84	19	31	17	11	9	5/1/6	2-3	.369
Steve Andres	2003-06	13/9	42	6	15	5	5	5	4/0/1	0-0	.357
Brett Lilley (4 HBP)	2005-06	6/6	23	3	7	4	0	4	1/0/0	0-0	.304
Andrew Bushey	1999-2002	22/22	86	9	25	13	8	6	3/0/1	1-2	.291
Eric Danapilis	1992-93	9/9	31	6	9	7	5	3	2/0/0	1-2	.290
Matt Nussbaum	1999-2000	8/8	31	3	9	4	2	4	1/0/0	0-0	.290
Javi Sanchez	2002-04	17/17	63	9	18	10	5	6	1/0/1	1-2	.286
Jeff Felker	1999-2000	8/8	33	5	9	6	1	6	3/0/1	0-0	.273
Rowan Richards	1993-94, '96	9/5	22	3	6	2	2	5	2/0/1	0-0	.273
Joe Thaman	2001-04	18/18	63	13	17	5	7	7	3/1/0	0-0	.270
Craig Counsell	1989, '92	7/7	26	3	7	2	6	7	0/0/0	0-0	.269
Greg Layson	1992-94	13/13	56	10	15	1	4	7	0/0/0	1-1	.268
Paul Failla	1992-94	13/13	48	9	12	4	7	8	2/0/0	3-3	.250
Matt Edwards	2003-04	12/12	44	5	11	8	6	16	2/1/2	0-0	.250
Matt Macri	2003-04	8/8	32	6	8	5	2	7	0/0/0	0-0	.250
Ryan Topham	1993-94	9/9	28	6	7	2	10	10	1/0/0	1-1	.250
Matt Bransfield	2003-06	11/9	28	3	7	3	4	8	2/0/0	0-0	.250

Top One-Year NCAA Players

Dan Bautch (1992; 6-for-13/.462, 4 GS, 2 R, RBI, BB, 2 Ks, 2B, 4-4 SB)

Chris Michalak (1993; 5-for-12/.417, 3 GS, R, 2 RBI, 3 Ks, 2B)

Randall Brooks (1996; 4-for-12/.333, 3 GS, 2 R, BB, 4 Ks, 2 2B, 1-1 SB)

Notre Dame's NCAA Tournament All-Regional Team Selections (since 1992)

1992 – Atlantic Regional (at Miami)

Joe Binkiewicz (Sr., 1B)
Craig Counsell (Sr., SS)
Eric Danapilis (Jr., OF)
Alan Walania (Jr., RHP)

1993 – East Regional (at Florida State)

Matt Haas (Jr., 3B)
Edwin Hartwell (Sr., OF)
Chris Michalak (Sr., 1B/LHP)

1994 – East Regional (at Clemson)

Paul Failla (Jr., SS)
Matt Haas (Sr., 1B)
Robbie Kent (So., 3B)

1996 – South I Regional (at Alabama)

George Restovich (Sr., 1B)
Rowan Richards (Sr., LF)

1999 – South Bend Regional (at Notre Dame)

Aaron Heilman (So., RHP)
Paul O'Toole (Fr., C)
Alec Porzel (So., SS)

2000 – Starkville Regional (at Mississippi State)

Kris Billmaier (Fr., LF)
Jeff Felker (Sr., 1B)
Paul O'Toole (So., C)
Alec Porzel (Jr., SS)
Danny Tamayo (Jr., RHP)

2001 – South Bend Regional (at Notre Dame)

Andrew Bushey (Jr., 3B)
Peter Ogilvie (So., RHP)
Alec Porzel (Sr., SS)
Steve Stanley (Jr., CF)
Brian Stavisky (So., RF)

2002 – South Bend Regional (at Notre Dame)

MVP – Steve Sollmann (So., 2B)
Kris Billmaier (Jr., LF)
Grant Johnson (Fr., RHP)
Paul O'Toole (Sr., C)
Steve Stanley (Sr., CF)
Brian Stavisky (Jr., LF)

2002 College World Series All-Tournament Team

Steve Stanley (Sr., CF)

2003 – Fullerton Regional (at Cal State Fullerton)

Kris Billmaier (Sr., CF)
Javi Sanchez (Jr., C)
Steve Sollmann (Jr., 2B)
Joe Thaman (Jr., 1B)

2004 – South Bend Regional (at Notre Dame)

Steve Andres (So., LF)
Matt Edwards (Jr., 1B)
Steve Sollmann (Sr., 2B)
Tom Thornton (So., LHP)

2005 – Gainesville Regional (at Florida)

Dan Kapala (So., RHP)
Brett Lilley (Fr., 3B)

2006 – Lexington Regional (at Kentucky)


Craig Cooper (Sr., 1B)
Alex Netter (Sr., CF)




Craig Counsell



Matt Haas



Chris Michalak



Alec Porzel

2002 COLLEGE WORLD SERIES





All-Americans

The Notre Dame baseball program has seen 19 of its players named to official All-America teams a total of 24 times – including 12 players who have combined for 16 All-America seasons since 1995.

The 2004 season saw third baseman Matt Macri and closer Ryan Doherty each receive All-America honors, as Notre Dame was one of only four schools in the nation with a full-time position player and pitcher on the 2004 All-America team named by the College Baseball Writers. Macri was one of only seven position players named a first- or second-team All-American by *Baseball America*, *USA Today* and *Collegiate Baseball* magazine in 2004.

Pitching ace Aaron Heilman (a rare four-time All-American) and centerfielder Steve Stanley were consensus first-team All-Americans in consecutive seasons (Heilman '01, Stanley '02) and each was a finalist for various national player-of-the-year awards as seniors.

The 18 Notre Dame baseball players who have earned All-America honors break down as follows:

- By position: catchers Elmer Kohorst and Walt Osgood, first baseman Craig Cooper, second basemen Dick Selcer and Steve Sollmann, shortstop Rich Gonski, third basemen Brant Ust and Macri, five outfielders (Dan Peltier, Eric Danapilis, Ryan Topham, A.J. Pollock and Stanley), four starting pitchers (Nick Palihnich, Heilman, Chris Niesel and Jeff Manship) and relievers J.P. Gagne and Doherty.

- The 19 have combined for 24 All-America seasons (four by Heilman, two each by Kohorst and Stanley)

- By class year: nine seniors (Kohorst, Selcer, Osgood, Gonski, Danapilis, Heilman, Stanley, Gagne and Cooper), 10 juniors (Kohorst, Palihnich, Peltier, Topham, Heilman, Stanley, Sollmann, Macri, Manship and Pollock), four sophomores (Ust, Heilman, Niesel, Doherty) and one freshman (Heilman).


- By association/publication: 16 from the ABCA (since '54), 13 from NCBWA (since '81), 10 from *Collegiate Baseball* (since '91), eight from *Baseball America* (since '81), five from *USA Today* (since 2000) and one from All Ping! Baseball (since '07).



Elmer Kohorst ('56, '57) Dick Selcer ('59) Nick Palihnich ('60) Walt Osgood ('62)



Rich Gonski ('64) Dan Peltier ('89) Eric Danapilis ('93) Ryan Topham ('95)



Aaron Heilman ('98-'01) Brant Ust ('98) Steve Stanley ('01, '02) Chris Niesel ('03)



Steve Sollmann ('03) J.P. Gagne ('03) Matt Macri ('04)



Ryan Doherty ('04) Craig Cooper ('06) Jeff Manship ('06)

NOTRE DAME



ABCA BA All-American
First-Team Selection (1956, 1957)




ELMER KOHORST

Catcher • Albany, Minnesota
.323, 254 AB, 3 HR, 16 2B, 49 RBI

ABCA First Team All-American (1956, '57)
Team Co-Captain of 1957 CWS Team

Leader of 1957 College World Series team, noted for his strong arm and expert handling of the Irish pitching staff ... also had solid offensive ability and good size (6-2, 190) for the catcher's position ... as a junior, he led the 1956 team in batting (.342) and RBI (22).

NOTRE DAME



ABCA All-American
Third-Team Selection (1960)




NICK PALIHNICH

Pitcher • West Orange, New Jersey
2.36 ERA, 12-4, 148.2 IP, 115 K

American Baseball Coaches Association
Third Team All-American (1960)

Lanky righthander (6-1, 180) still ranks second all-time in career ERA (2.36) ... posted 1.25 ERA (3rd-best in ND history) as sophomore in 1959 (with 1.67 BB/9 IP and a 4.0 K-to-BB ratio) before All-America honors in 1960 (3.08, 6-2 record, 55 Ks/13 BB).

NOTRE DAME



ABCA All-American
Third-Team Selection (1959)



DICK SELCER

Second Baseman • Cincinnati, Ohio
.335, 179 AB, 3 HR, 44 RBI

ABCA Third Team All-American (1959)

Led 1958 team with 30 RBI, one season after the Irish went to the College World Series ... also legged out six triples in that 1958 season, setting the Notre Dame record for triples in a season (now tied for ninth) ... his All-America season in 1959 included a team-best .352 batting average ... joined centerfielder Gene Duffy as 1959 team co-captains.

NOTRE DAME



ABCA BA All-American
Second-Team Selection (1962)



WALT OSGOOD

Catcher • Compton, California
.279, 197 AB, 4 HR, 9 2B, 34 RBI


ABCA and Baseball America
Second Team All-American (1962)

California native who remains one of the top catchers in the Notre Dame baseball program's history ... bounced back from junior-year slump for an All-America season as a senior in 1964, when he batted .343 with 13 RBI in 17 games played.

All-America Designations – ABCA (American Baseball Coaches Association; since 1954) ... BA – Baseball America magazine (since 1981) ... CB – Collegiate Baseball magazine (since 1991) ... NCBWA – National College Baseball Writers Association (since '81) ... USA – USA Today Sports Weekly (2000-05)

stats indicate career numbers

NOTRE DAME



ABCA All-American
Second-Team Selection (1964)




RICH GONSKI

Shortstop • Chicago, Illinois
.353, 320 AB, 12 HR, 17 2B, 57 RBI

American Baseball Coaches Association
Second Team All-American (1964)

Quick-thinking shortstop who swung a heavy bat, hitting .379 in his All-America senior season – with his .707 slugging pct. (now 10th in ND record book) including a then-school record 10 home runs in that 1965 season (no other Notre Dame player hit more than 7 HRs in a season until 1984).

NOTRE DAME



ABCA, BA All-American
First-Team Selection (1989)



DAN PELTIER

Outfielder • Clifton Park, New York
.406, 28 HR, 60 2B, 202 RBI, .659 slug

ABCA, BA, NCBWA First Team All-American (1989)
Two-Time Academic All-American (1988, '89)

Rare All-America/Academic All-America double honoree who still holds ND record for career batting avg. (.406), 2nd with .659 slugging pct., 2nd with .484 on-base pct. and 3rd with 202 RBI (despite playing only three seasons) ... his 1989 season included ND records for slugging (.783), RBI (93), 2B (32), plus .446 batting (2nd), .513 OB (6th), 15 HR (t-7th).

Best of the Best?

All-America centerfielders **Dan Peltier** ('89), **Eric Danapilis** ('93) and **Steve Stanley** ('02) have combined for three of the best all-around offensive seasons in Notre Dame history, with All-America first baseman **Craig Cooper** (a converted outfielder) fashioning his own impressive all-around season in 2006.

Peltier (pictured at left) ultimately rises above all the rest as owner of the program's most dominant offensive season (1989), with the potent 3-hole hitter still holding Notre Dame season records for slugging pct. (.783), "OPS" (1.296 combined on-base pct. plus slugging), RBI (93) and doubles (32, led nation in '89), in addition to a then-record .446 season batting average (now 2nd), 15 home runs (t-7th), five triples and only 17 strikeouts (he reached base in 64 of 68 games). Since 1962, Peltier remains one of three players to lead the Irish in batting average, home runs and RBI in the same season.

Danapilis (pictured below) did his damage as the 1993 cleanup batter, compiling a 1.248 OPS that ranks behind only Peltier. Danapilis, his classmate Edwin Hartwell and Peltier remain the only Irish players ever to post a slugging percentage above .700 and on-base pct. above .500 in the same season (Danapilis had .726 slugging in '93, still 5th in the ND record book). His other 1993 stats included a .438 season batting avg. (4th), a .522 on-base pct. (t-3rd), 96 hits (6th), 85 RBI (2nd), 24 doubles (t-3rd), 13 home runs (t-14th) and 13 stolen bases.

Stanley's stellar leadoff season in 2002 included a .506 on-base pct. (t-9th in ND history), 76 runs (t-5th) and 32 stolen bases (5th). The 5-9 speedster's 119 hits eclipsed Peltier's record (115) while his .439 batting average stands third all-time among Irish players.

Danapilis also racked up a huge number of total bases in 1993 (159, with Stanley totaling 147 in '02) – but both of those marks are well shy of yet another seemingly untouchable Peltier record (202 total bases).

Cooper's impressive season as the 2006 leadoff batter included a 1.176 OPS (7th in ND history, best since '93), .425 batting (6th) and reaching base in 55 of 57 games, plus: a 21-game hit streak (tying then ND record), a .522 on-base pct. (tying Danapilis for 3rd), a nation-leading and ND-record 79 runs scored, nine home runs, 19 doubles, 38 walks, 10 HBPs, nine stolen bases and only 10 Ks.

NOTRE DAME



Consensus All-American
First-Team Selection (1993)



ERIC DANAPILIS

Outfielder • St. Joseph, Michigan
.405, 29 HR, 61 2B, 221 RBI, .559 OB

Consensus first team All-American (1993)
All-Tournament – 1992 NCAA Atlantic Regional

Dominant four-year player who still holds ND career records for RBI (221) and on-base pct. (.494), 2nd in batting (.405) and doubles (61), 3rd in slugging (.643), 4th in hits (295), 6th in walks (131) ... '93 season included .438 batting (4th in ND history), 85 RBI (2nd), .726 slugging (5th), .522 OB (t-3rd), 24 2B (t-3rd) ... set ND record for OB in '91 (.531).

NOTRE DAME



ABCA All-American
Third-Team Selection (1995)




RYAN TOPHAM

Outfielder • Portage, Michigan
.320, 34 HR, 39 2B, 165 RBI, 149 BB

American Baseball Coaches Association
Third Team All-American (1995)

Earned All-America honors as a junior with 1995 season that included .335 batting, 79 RBI (t-4th in ND history) .733 slugging pct. (3rd), 18 HR (t-2nd), 5 3B, 18 2B, .506 on-base (t-9th) and 35 BB ... still holds ND record for walks in a season (63, in '94) ... 4th in ND career on-base pct. (.470), 6th in slugging (.627), t-6th in home runs (34), 2nd in walks (149).

NOTRE DAME



ABCA, BA All-American
Third-Team Selection 1998



BRANT UST

Third Baseman • Redmond, Washington
.368, 46 HR, 51 2B, 170 RBI, .676 slug

ABCA, BA Third Team All-American (1998)
USA National Team Member (1998)
BIG EAST Player of the Year (1998)

Potent offensive player who served as 2B, SS and 3B in three-year career ... his All-America junior season included .373 batting avg., 18 home runs (t-2nd ND history), 58 RBI, 20 doubles and 11 stolen bases ... holds ND record for career slugging pct. (.676), plus 2nd in home runs (46).



NOTRE DAME



AARON HEILMAN
Pitcher • Logansport, Indiana
2.49 ERA, 43-7, 12 SV, 393.2 IP, 425 K

Major All-America Awards

Collegiate Baseball (3rd tm '98, '99; 1st tm '00, '01)
ABCA (3rd team '99; 2nd team '00; 1st team '01)
USA Today (2nd team '00; 1st team '01)
NCBWA (3rd team '00; 1st team '01)
Baseball America (1st team '01)
National Player of the Year finalist ('01)
BIG EAST Pitcher of the Year ('00, '01)
Team USA National Team member ('99)

- 14th Division I player with 40 wins, 400 Ks
- Led nation in ERA as a freshman (1.61, '98)
- Set ND career records for wins, innings and Ks; set ND season records for Ks (118, twice), wins (15) and complete games (12, both in '01)
- Set BIG EAST records for wins (23-4), Ks (199) and complete games (18); tied single-game K record (18)



Aaron Heilman ... a Rare Four-Year All-American

Completed college career (1998-2001) as one of the most accomplished student-athletes in Notre Dame history, becoming Notre Dame's 14th four-year All-American (in any sport) and 14th Division I player to compile 40-plus wins and 400-plus Ks in his career ... led nation in ERA as a freshman in 1998 (1.61) before serving as one of top pitchers on the U.S. National Team in the summer of 1999 ... finalist for several 2001 national player-of-the-year awards while posting four Notre Dame career records (43 wins, 425 Ks, 393.2 innings, six double-digit K games) and five season records (15 wins, 118 Ks, 12 complete games, 15 consecutive wins, 15-0 season start) ... set BIG EAST Conference records for career BIG EAST wins (23-4), Ks in BIG EAST play (199) and complete games in a BIG EAST season (8) and career (18) – while tying the record for Ks in a BIG EAST game (18, 10-inning win at West Virginia in '01) ... his 2.49 career ERA ranks tied for third in the Irish record book (second among pitchers with 70-plus career IP) and is the best since 1961 (min. 70 IP) ... his many other noteworthy feats include the third-best career K-to-walk ratio in the ND record book (3.66), winning 25 of his final 26 decisions, posting a 24-3 career record and 2.14 ERA in games away from home, and averaging 33 innings per home run allowed.

NOTRE DAME



Two-Year All-America Selection
Consensus First Team All-American (2002)



STEVE STANLEY
Centerfielder • Upper Arlington, Ohio
.384, 385 H, 2 HR, 47 2B, 116 SB

Consensus First Team All-American (2002)
USA Today Second Team All-American (2001)
Baseball America First Team All-American (2001)
BIG EAST Player of the Year (2001, '02)


Steve Stanley concluded his career ranked third in D-I history for career hits (385) and second in consecutive starts (256) ... the 5-8, 155-pound speedster also set ND records for runs (256), stolen bases (116), ABs (1,003), games and starts (both 256), ranking 2nd in total bases (461) and sac. bunts (30), 3rd in batting (.384), 7th in walks (126), t-9th in triples (12), 11th in on-base pct. (.449) and 13th in doubles (47) – good for top-10 in 10 of 20 career categories ... he set BIG EAST career records for hits (154), runs (110), games (102) and ABs (399) in BIG EAST regular-season action and was one of four players in the nation to earn consensus first team All-America honors in 2002 ... he was the first repeat winner of BIG EAST player of the year, the second ever to add BIG EAST Tournament MVP honors in the same season ('02), and was dubbed the "Roy Jones of college baseball" (best pound-for-pound), per Baseball America ... one of three ND players to hit .400-plus multiple times: .400 in '01 (102 H, 76 R, 31 SB), .439 (3rd in ND history) in '02 (ND-record 119 H, 77 R, 32 SB, .506 OB).

Hitting The Ball ... and the Books

Centerfielder **Dan Peltier** ('89), second baseman **Steve Sollmann** ('03) and pitcher **J.P. Gagne** ('03) are the only Notre Dame baseball players ever to couple All-America and Academic All-America honors in the same season (47 other ND student-athletes have done so, with Peltier and Sollmann two of only 13 to earn the double honor as non-seniors, doing so as juniors).

Peltier ('88/'89 Academic All-American) signed after his junior season and went on to a big-league career – but he returned in the falls of 1990 and '91, graduating with a 3.42 cumulative GPA as an accounting major. He went on to become V.P. for financial advising with Merrill Lynch in St. Paul, Minn. Sollmann was a second team Academic All-American in 2003 and earned first team honors in 2004 – becoming the program's fifth repeat Academic All-American. He graduated with a 3.44 GPA as a marketing major, closing with a 4.0 in the 2004 spring term. Sollmann and Gagne (3rd team; 3.40 GPA, finance major) comprise one of six pairs of teammates in Notre Dame athletics history to earn All-America and Academic All-America honors in the same season (others are teammates from the 1966 and 1970 football teams, the 2001 softball team, and the 2003 and '07 track-and-field squads).

NOTRE DAME



NCBWA All-American
Third-Team Selection (2003)




J.P. GAGNE
Pitcher • Bloomington, Minnesota
3.90 ERA, 25-16, 21 SV, 298.0 IP, 205 K

NCBWA Third Team All-American (2003)
CoSIDA Third Team Academic All-American (2003)

Joined future big-league players Chris Michalak and Aaron Heilman as only Notre Dame pitchers with 20-plus wins, 10-plus saves ... rare All-America/Academic All-America combo (3.40 GPA, finance) ... set ND records for career appearances (94), season saves (13; now 2nd), 4th in career saves (19), 8th in IP (298.0), t-9th in wins (25-16) and 11th in Ks (205).

NOTRE DAME



ABCA Second Team All-American (2003)
NCBWA Third Team All-American (2003)




STEVE SOLLMANN
Second Baseman • Cincinnati, Ohio
.360, 302 H, 13 HR, 38 2B, 84 SB

ABCA (Coaches) Second Team All-American (2003)
NCBWA (Writers) Third Team All-American (2003)
Academic All-American (1st team '04, 2nd team '03)

Prep centerfielder who made great transition to second base with the Irish ... one of 11 non-seniors at Notre Dame ever to combine All-America and Academic All-America honors ... clutch postseason performer, with .462 career batting average in the NCAAAs (three-time all-Regional pick).

NOTRE DAME



Collegiate Baseball Second Team All-American (2003)
NCBWA Third Team All-American (2003)



CHRIS NIESEL
Pitcher • Plantation, Florida
3.21 ERA, 21-4, 2 SV, 272.2 IP, 233 K

Collegiate Baseball Second Team All-American ('03)
NCBWA (Writers) Third Team All-American ('04)

Classic bulldog and staff ace whose 4.09 career strikeout-to-walk ratio remains a Notre Dame record ... career postseason stats included a 1.65 ERA in eight appearances (33 K, 14 BB) ... his All-America sophomore season in 2003 (BIG EAST pitcher of the year) featured a 2.65 ERA, 9-1 record, 87 strikeouts and only 19 walks.

NOTRE DAME



BA USA Today NCBWA Second Team All-American (2004)
CB Third Team All-American (2004)




MATT MACRI
Third Baseman • Clive, Iowa
.316, 14 HR, 104 RBI, 33 2B, 19 SB

BA, USA Today, NCBWA Second Team All-American;
Collegiate Baseball Third Team All-American (2004)

Overcame 2002 elbow injury, starting at shortstop in '03 and third base in '04 ... ranked 1st or 2nd on '04 team in 17 categories, including batting (.367), HR (14), RBI (56), runs (76; t-5th ND history), SBs (12), 3Bs (7), TBs (158; 3rd ND history), slugging (.667), 2Bs (15) ... 3rd ND player with 80-plus hits (87), 40-plus walks (40) in same season.

NOTRE DAME



ABCA Second Team All-American (2004)
NCBWA Second Team All-American (2004)



RYAN DOHERTY
Pitcher • Toms River, New Jersey
2.84 ERA, 8-4, 20 SV, 98.1 IP, 134 K

ABCA, NCBWA Second Team All-American (2004)

His All-America 2004 season included 12 saves (8th in nation), 2.38 ERA, 5-1 record, 46 Ks, 11 BB, 19 hits (.160 opp. batting), 34 IP and 1-of-17 inherited runners scored ... 7-foot-1, 235-pounder who allowed only 6.22 hits per 9 IP in career (2nd in ND record book), now ranks 10th in ND career ERA (2.84) and 2nd in Ks/9 IP (12.17).

NOTRE DAME



BA and CB Second Team All-American (2006)
NCBWA Third Team All-American (2006)




CRAIG COOPER
First Baseman • Plainview, New York
.361, 26 HR, 162 RBI, 191 R, 52 2B, 45 SB

Baseball America and CB Second Team All-American
NCBWA Third Team All-American (2006)

All-America '06 season included reaching base in 55 of 57 GP and 21-game hit streak (then ND record, now 2nd) ... BIG EAST all-time leader with .344 career batting in league games ... led nation with ND-record 79 runs scored, 6th nationally with .425 batting and posted .522 on-base pct. (t-3rd in ND history) ... 7th-best career OB in ND record book (.461).

NOTRE DAME



Collegiate Baseball All-American Third Team Selection (2006)



JEFF MANSHIP
Pitcher • San Antonio, Texas
3.39 ERA, 11-3, 116.2 IP, 131 K

Collegiate Baseball Third Team All-American (2006)

Joined teammate Craig Cooper in sweeping the 2006 BIG EAST pitcher- and player-of-the-year awards ... his career strikeout rate (10.11 Ks per 9.0 innings) ranks 4th in Notre Dame history (2nd-best in 40 years) ... his All-America season in 2006 included 111 Ks (t-3rd in ND history), a 3.26 ERA and 9-2 record ... returned from elbow surgery that sidelined him for freshman season in 2004.

Honors & Awards



This 1999 meeting on the mound included consecutive Freshman All-Americans (from left): Aaron Heilman ('98), Brant Ust ('97) and Paul O'Toole ('99).

All-Americans

American Baseball Coaches (since 1954)

1956	Elmer Kohorst, Jr., C (1st team)
1957	Elmer Kohorst, Sr., C (1st team)
1959	Dick Selcer, Sr., 2B (3rd team)
1960	Nick Palihniich, Jr., RHP (3rd team)
1962	Walt Osgood, Sr., C (2nd team)
1964	Rich Gonski, Sr., SS (2nd team)
1989	Dan Peltier, Jr., OF (1st team)
1993	Eric Danapilis, Sr., OF (1st team)
1995	Ryan Topham, Jr., OF (3rd team)
1998	Brant Ust, So., 3B (3rd team)
1999	Aaron Heilman, So., RHP (3rd team)
2000	Aaron Heilman, Jr., RHP (2nd team)
2001	Aaron Heilman, Sr., RHP (1st team)
2002	Steve Stanley, Sr., CF (1st team)
2003	Steve Sollmann, Jr., 2B (2nd team)
2004	Ryan Doherty, So., RHP (2nd team)

Baseball America (since 1981)

1989	Dan Peltier, Jr., OF (1st team)
1993	Eric Danapilis, Sr., OF (1st team)
1998	Brant Ust, So., 3B (3rd team)
2001	Aaron Heilman, Sr., RHP (1st team)
	Steve Stanley, Jr., CF (3rd team)
2002	Steve Stanley, Sr., CF (1st team)
2004	Matt Macri, Jr., 3B (2nd team)
2006	Craig Cooper, Sr., 1B (2nd team)

Collegiate Baseball Writers (since 1981)

1989	Dan Peltier, Jr., OF (1st team)
1993	Eric Danapilis, Sr., OF (1st team)
1998	Brant Ust, So., 3B (3rd team)
2000	Aaron Heilman, Jr., RHP (3rd team)
2001	Aaron Heilman, Sr., RHP (1st team)
	(also NCBWA District V Player of the Year)
2002	Steve Stanley, Sr., CF (1st team)
2003	J.P. Gagne, Sr., RHP (3rd team)
	Chris Niesel, So., RHP (3rd team)
	Steve Sollmann, Jr., 2B (3rd team)
2004	Matt Macri, Jr., 3B (2nd team)
	Ryan Doherty, So., RHP (2nd team)
2006	Craig Cooper, Sr., 1B (3rd team)

Collegiate Baseball Magazine (since 1991)

1993	Eric Danapilis, Sr., OF (1st team)
1998	Aaron Heilman, Fr., RHP (3rd team)
1999	Aaron Heilman, So., RHP (3rd team)
2000	Aaron Heilman, Jr., RHP (1st team)
2001	Aaron Heilman, Sr., RHP (1st team)
2002	Steve Stanley, Sr., CF (1st team)
2003	Chris Niesel, So., RHP (2nd team)
2004	Matt Macri, Jr., 3B (3rd team)
2006	Craig Cooper, Sr., 1B (2nd team)
	Jeff Manship, Jr., RHP (3rd team)

USA Today (2000-05)

2000	Aaron Heilman, Jr., RHP (2nd team)
2001	Aaron Heilman, Sr., RHP (1st team)
	Steve Stanley, Jr., CF (2nd team)
2002	Steve Stanley, Sr., CF (1st team)
2004	Matt Macri, Jr., 3B (2nd team)

Ping! Baseball (since 2007)

2009	A.J. Pollock, Jr., OF (3rd team)
------	----------------------------------

USA National Team Members

1964	Shaun Fitzmaurice, OF (Olympic team)
1998	Brant Ust, 3B, So. (World Jr. Champ.)
1999	Aaron Heilman, RHP, So.
	(World Junior Championship team)
2002	Grant Johnson, RHP, Fr.
	(World Junior Championship team)

CoSIDA Academic All-Americans

1977	Tim Pollock, Sr., C (1st)
1980	Dave Bartish, Sr., IF (1st)
1981	Rick Chryst, So., OF (3rd)
	Henry Valenzuela, Sr., 1B (3rd)
1984	James Dee, Sr., 3B (1st)
	Mark Clementz, Sr., LHP (2nd)
1985	Rick Vanthournout, Jr., 3B (2nd)
	John Loughran, So., OF (3rd)
1986	John Loughran, Jr., OF (1st)
	Rick Vanthournout, Sr., 3B (2nd)
1987	John Loughran, Sr., OF (2nd)
1988	Dan Peltier, So., OF (3rd)
1989	Dan Peltier, Jr., OF (2nd)
	Erik Madsen, Sr., RHP (3rd)
1991	Joe Binkiewicz, Jr., 1B (3rd)
1992	Joe Binkiewicz, Sr., 1B (1st)
	Cory Mee, Sr., IF (1st)
2000	Jeff Perconte, Sr., 2B (1st)
	Mike Naumann, Jr., LHP (3rd)
2001	Mike Naumann, Sr., LHP (1st)
	Brian Stavisky, So., OF (3rd)
2002	Andrew Bushey, Sr., 3B (2nd)
	Brian Stavisky, Jr., OF (3rd)
2003	Steve Sollmann, Jr., 2B (2nd)
	J.P. Gagne, Sr., RHP (3rd)
2004	Steve Sollmann, Sr., 2B (1st)
2006	Greg Lopez, Sr., SS (3rd)
2007	Brett Lilley, Jr., SS (1st)
2008	Brett Lilley, Sr., SS (1st)

National Freshman of the Year

1998	Aaron Heilman (Collegiate Baseball)
------	-------------------------------------

Freshman All-Americans

1990	David Sinnes, RHP (1st-BA)
	Pat Leahy, RHP (1st-CB)
1991	Greg Layson, 2B (1st-BA)
1992	Paul Failla, OF (2nd-BA)
1993	Ryan Topham, OF (HM-CB)
1994	Dennis Twombly, C (1st-CB)
	Larry Mohs, RHP (HM-CB)
	Scott Sollmann, OF (HM-CB)
1996	Alex Shilliday, RHP (HM-CB)
1997	Brant Ust, IF (3rd-BA, ABCA)
1998	Aaron Heilman, RHP (1st-BA, CB)
1999	Paul O'Toole, C (1st-CB)
	Steve Stanley, CF (HM-CB)
2000	Brian Stavisky, RF (1st-BA, CB)
2001	Steve Sollmann, 2B (1st-BA, CB, USA)
2002	Grant Johnson, RHP (1st-CB, 2nd-BA)
2004	Jeff Samardzija, RHP (1st-CB)
2005	Brett Lilley, 3B (1st-CB)
2006	Kyle Weiland, RHP (1st-BA, CB)
2007	A.J. Pollock, 3B (CB)
2009	Ryan Richter, LHP (CB)

Key: BA – Baseball America,

CB – Collegiate Baseball, USA – USA Today



Grant Johnson pitched for the 2002 United States National Team that competed at an international tournament in Holland and the World Championship in Italy.

ABCA All-Mideast Region

1988	Dan Peltier, Jr., OF (1st)
	Pat Pesavento, Jr., SS (2nd)
1991	Eric Danapilis, So., OF (2nd)
	Alan Walania, So., RHP (2nd)
1994	Tom Price, Sr., LHP (3rd)
	Robbie Kent, So., IF (3rd)
	Matt Haas, Sr., 3B (HM)
1995	Ryan Topham, Jr., OF (1st)
1997	Mike Amrhein, Sr., C (1st)
1998	Aaron Heilman, Fr., RHP (1st)
	Brant Ust, So., 3B (1st)
1999	Aaron Heilman, So., RHP (1st)
2000	Aaron Heilman, Jr., RHP (1st)
2001	Aaron Heilman, Sr., RHP (1st)
	Steve Stanley, Jr., CF (2nd)
	Danny Tamayo, Sr., RHP (2nd)
2002	Steve Stanley, Sr., CF (1st)
2003	J.P. Gagne, Sr., RHP (1st)
	Steve Sollmann, So., 2B (1st)
	Matt Edwards, So., 3B/1B (2nd)
2004	Ryan Doherty, So., RHP (1st)
	Grant Johnson, Jr., RHP (2nd)
	Matt Macri, Jr., 3B (2nd)
	Steve Sollmann, Sr., 2B (2nd)
2005	Matt Edwards, Sr., 1B (1st)
2006	Craig Cooper, Sr., 1B (2nd)
2009	Jeremy Barnes, Sr., SS (1st)
	A.J. Pollock, Jr., OH (2nd)

ABCA Mideast Region Coach of the Year

2001	Paul Mainieri
2002	Paul Mainieri

Rawlings NCAA Division I Gold Gloves

2009	A.J. Pollock, Jr., OF
------	-----------------------

BIG EAST Team Academic Excellence Award

2010	3.117 GPA
------	-----------

BIG EAST Player of the Year

1998	Brant Ust, So., 3B
2001	Steve Stanley, Jr., CF
2002	Steve Stanley, Sr., CF
2006	Craig Cooper, Sr., 1B

BIG EAST Pitcher of the Year

1998	Brad Lidge, Jr., RHP
2000	Aaron Heilman, Jr., RHP
2001	Aaron Heilman, Sr., RHP
2003	Chris Niesel, So., RHP
2006	Jeff Manship, Jr., RHP

BIG EAST Rookie of the Year

1996	Jeff Wagner, DH
1997	Brant Ust, IF
2001	Steve Sollmann, 2B
2005	Brett Lilley, 3B

BIG EAST Coach of the Year

2001	Paul Mainieri
------	---------------

BIG EAST Tournament MVP

2002	Steve Stanley, Sr., CF
2003	Javi Sanchez, Jr., C
2004	Matt Macri, Jr., 3B
2005	Matt Edwards, Sr., 1B
2006	Wade Korpi, So., LHP

BIG EAST Postgraduate Scholarship

2001	Mike Naumann, Sr., LHP
2003	J.P. Gagne, Sr., RHP
2008	Brett Lilley, Sr., SS

BIG EAST All-Rookie Team (1996-2000)

1997	Jeff Felker, 1B
1997	Brant Ust, IF
1998	Aaron Heilman, RHP
1998	Alec Porzel, LF
1999	Paul O'Toole, C
1999	Steve Stanley, CF
2000	J.P. Gagne, RHP
2000	Brian Stavisky, RF



Notre Dame's 1998 all-BIG EAST award winners included (above, from left): pitcher of the year Brad Lidge, second-team pitchers Aaron Heilman and Alex Shilliday, player of the year Brant Ust (third base), first-team DH Jeff Wagner and first-team shortstop J.J. Brock.

All-BIG EAST Conference

1996	Randall Brooks, Jr., 2B (1st) Scott Sollmann, Jr., CF (1st) Jeff Wagner, Fr., DH (1st) Darin Schmalz, Jr., RHP (2nd)
1997	Randall Brooks, Sr., CF (1st) Brant Ust, Fr., 2B (1st) Jeff Wagner, So., DH (1st) Mike Amrhein, Sr., C (2nd) Darin Schmalz, Sr., RHP (2nd)
1998	J.J. Brock, Sr., SS (1st) Brad Lidge, Jr., RHP (1st) Brant Ust, So., 3B (1st) Jeff Wagner, Jr., DH (1st) Aaron Heilman, Fr., RHP (2nd) Alex Shilliday, Jr., RHP (2nd)
1999	Aaron Heilman, So., RHP (1st) Brant Ust, Jr., SS (1st) Jeff Wagner, Sr., DH (1st) Steve Stanley, Fr., CF (2nd)
2000	Aaron Heilman, Jr., RHP (1st) Alec Porzel, Jr., SS (2nd) Brian Stavisky, Fr., RF (2nd)
2001	Andrew Bushey, Jr., 3B (1st) Aaron Heilman, Sr., RHP (1st) Steve Sollmann, Fr., 2B (1st) Steve Stanley, Jr., CF (1st) Danny Tamayo, Sr., RHP (1st) Paul O'Toole, Jr., C (2nd) Alec Porzel, Sr., SS (2nd) Brian Stavisky, So., RF (2nd) Matt Bok, Jr., DH (3rd) J.P. Gagne, So., RHP (3rd)
2002	Steve Stanley, Sr., CF (1st) Paul O'Toole, Sr., C (2nd) Steve Sollmann, So., 2B (2nd) Brian Stavisky, Jr., LF (2nd) Andrew Bushey, Sr., 3B (3rd) Matt Bok, Sr., DH (3rd)
2003	Matt Edwards, So., 1B/3B (1st) Chris Niesel, So., RHP (1st) Ryan Kalita, Sr., RHP (2nd) Steve Sollmann, Jr., 2B (2nd) Kris Billmaier, Sr., CF (3rd) J.P. Gagne, Sr., RHP (3rd)
2004	Grant Johnson, Jr., RHP (1st) Matt Macri, Jr., 3B (1st) Steve Sollmann, Sr., 2B (1st) Craig Cooper, So., OF (2nd) Ryan Doherty, So., RHP (2nd) Chris Niesel, Jr., RHP (2nd) Greg Lopez, So., SS (3rd) Javi Sanchez, Sr., C (3rd)
2005	Matt Edwards, Sr., 1B (1st) Tom Thornton, Jr., LHP (2nd) Brett Lilley, Fr., 3B (3rd) Craig Cooper, Jr., OF (3rd)
2006	Craig Cooper, Sr., 1B (1st) Jeff Manship, Jr., RHP (1st) Jeff Samardzija, Jr., RHP (1st) Jeremy Barnes, Fr., DH (2nd) Danny Dressman, Jr., OF (2nd) Brett Lilley, So., 3B (2nd) Greg Lopez, Sr., SS (2nd) Kyle Weiland, Fr., RHP (2nd) Matt Bransfield, Sr., LF (3rd)
2007	David Phelps, So., RHP (1st) Brett Lilley, Jr., SS (2nd) A.J. Pollock, Fr., 3B (2nd)

2008	David Mills, So., DH (1st) A.J. Pollock, So., OF (1st) Wade Korpi, Sr., LHP (2nd) Eric Maust, So., RHP (2nd) David Phelps, Jr., RHP (3rd)
2009	A.J. Pollock, Jr., OF (1st) Jeremy Barnes, Sr., SS (2nd) Cole Johnson, So., RHP (2nd)

Midwestern Collegiate Conference Player of the Year

1989	Dan Peltier, Jr., OF
1993	Eric Danapilis, Sr., OF
1994	Tom Price, Sr., LHP

MCC Tournament MVP

1989	Dan Peltier, Jr., OF
1991	Frank Jacobs, Sr., OF/DH
1992	Chris Michalak, Jr., LHP
1993	Eric Danapilis, Sr., OF
1994	Tom Price, Sr., LHP

MCC Newcomer of the Year

1990	David Sinnes, RHP
1992	Paul Failla, SS
1994	Scott Sollmann, OF
1995	Christian Parker, RHP

MCC Coach of the Year

1989	Pat Murphy
1990	Pat Murphy
1992	Pat Murphy

All-MCC Honors

1983	Rick Chryst, Sr., OF (1st)
1984	Mike Metzler, Sr., 1B (1st)
1985	Mike Trudeau, Sr., OF (1st) Rick Vanthournout, Jr., 3B (1st) Kevin Chenail, Fr., RHP (2nd) John Loughran, Jr., OF (2nd) Tommy Shields, So., SS (2nd)
1986	Tommy Shields, Sr., SS (1st)
1988	John Loughran, Jr., OF (2nd) Tim Hutson, Sr., 1B (1st) Dan Peltier, So., OF (1st) Pat Pesavento, Jr., SS (1st) Steve Skupien, Sr., OF (2nd)
1989	Ed Lund, Jr., C (1st) Dan Peltier, Jr., OF (1st) Pat Pesavento, Sr., SS (1st) Brian Piotrowicz, Jr., RHP (1st) Erik Madsen, Sr., RHP (2nd) James Sass, Sr., OF (2nd)
1990	Ed Lund, Sr., C (1st) David Sinnes, Fr., RHP (1st) Joe Binkiewicz, So., 1B (2nd) Mike Coss, Jr., SS (2nd) Craig Counsell, So., 3B (2nd) Eric Danapilis, Fr., OF (2nd) Frank Jacobs, Jr., OF (2nd) Pat Leahy, Fr., LHP (2nd)
1991	Eric Danapilis, So., OF (1st) Frank Jacobs, Sr., DH (1st) Greg Layson, Fr., 2B (1st) Joe Binkiewicz, Jr., 1B (2nd) Craig Counsell, Jr., SS (2nd) Cory Mee, Jr., 3B (2nd) Alan Walania, So., RHP (2nd)

All-MCC Honors (cont.)

1992	Joe Binkiewicz, Sr., 1B (1st) Craig Counsell, Sr., SS (1st) Eric Danapilis, Jr., OF (1st) Cory Mee, Sr., 3B (1st) Chris Michalak, Jr., LHP (1st) David Sinnes, Jr., RHP (1st) Paul Failla, Fr., OF (2nd) Pat Leahy, Jr., RHP (2nd)
1993	Eric Danapilis, Sr., OF (1st) Paul Failla, So., SS (1st) Edwin Hartwell, Sr., OF (1st) Chris Michalak, Sr., LHP (1st) Greg Layson, Jr., 2B (2nd) David Sinnes, Sr., RHP (2nd)
1994	Tom Price, Sr., LHP (1st) Robbie Kent, So., 1B (1st) Greg Layson, Sr., 2B (1st) Scott Sollmann, Fr., OF (1st) Ryan Topham, So., OF (1st) Larry Mohs, Fr., RHP (2nd) Matt Haas, Sr., 3B (2nd) Bob Lisanti, Jr., C (2nd) Mark Mapes, So., DH (2nd)
1995	Craig DeSensi, Sr., 1B (1st) Randall Brooks, So., 2B (1st) Mike Amrhein, So., 3B (1st) Scott Sollmann, So., OF (1st) Ryan Topham, Jr., OF (1st) George Restovich, Jr., DH (2nd)

All-MCC Tournament Team

1985	Jim Cross, Jr., RHP
1988	Ed Lund, So., C Dan Peltier, So., OF Pat Pesavento, Jr., SS
1989	Ed Lund, Jr., C Dan Peltier, Jr., OF Pat Pesavento, Sr., SS Brian Piotrowicz, RHP James Sass, Sr., OF
1990	Joe Binkiewicz, So., 1B Eric Danapilis, Fr., OF Brian Piotrowicz, Sr., RHP
1991	Mike Coss, Sr., C Frank Jacobs, Sr., OF Greg Layson, Fr., 2B Alan Walania, So., LHP
1992	Joe Binkiewicz, Sr., 1B Craig Counsell, Sr., SS Eric Danapilis, Jr., OF Edwin Hartwell, Jr., DH Cory Mee, Sr., 3B Chris Michalak, Jr., LHP
1993	Eric Danapilis, Sr., OF Paul Failla, So., SS Edwin Hartwell, Sr., OF Greg Layson, Jr., 2B Matt Haas, Jr., 3B Tom Price, Jr., LHP
1994	Tom Price, Sr., LHP Robbie Kent, So., 1B Paul Failla, Jr., SS Matt Haas, Sr., 3B Scott Sollmann, Fr., OF Ryan Topham, So., OF George Restovich, Jr., C
1995	J.J. Brock, So., SS Mike Amrhein, So., 3B Rowan Richards, Jr., OF Scott Sollmann, So., OF

MCC All-Newcomer Team

1992	Paul Failla, OF Tim Kraus, RHP Bob Lisanti, C Steve Verduzco, 2B
1993	Mark Mapes, DH Ryan Topham, OF
1994	Larry Mohs, RHP Dennis Twombly, C George Restovich, DH Scott Sollmann, OF
1995	Christian Parker, RHP/DH

Honors & Awards

Byron V. Kanaley Award

The most prestigious honor awarded to a Notre Dame student-athlete, the Byron V. Kanaley Award, has been presented each year since 1927 to senior monogram athletes who have been most exemplary as both students and leaders. The awards, presented by the Faculty Board on Athletics, are named in honor of a Weedsport, N.Y., native and 1904 Notre Dame graduate who was a member of the baseball team as an undergraduate. Kanaley went on to a successful banking career in Chicago and served the University as a lay trustee from 1915 until his death in 1960. Thirteen members of the Notre Dame baseball team have received the award, including three during the past 11 years.

The first three baseball recipients of the award came in the 1940s: **Rex Ellis** (Greens Fork, Ind.; '40), **Ralph Pinelli** (San Francisco, Calif.; '41) and **John Hickey** (South Bend, Ind.; '43). The most noteworthy baseball honoree was **Don Sniegowski** (Toledo, Ohio), an infielder who finished fifth on the 1956 Irish team with a .280 batting average. Sniegowski earned an even more prestigious honor when he was awarded a Rhodes Scholarship. As of 1996, he was one of 32 former varsity college baseball players known to have earned a Rhodes Scholarship. Since 1956, he had been joined by just one other Rhodes Scholar who was known to have played Division I baseball – Oregon State's Knute Buehler ('84).

Righthander **Ron Schmitz** (Cleveland, Ohio) received the Kanaley Award in 1971 after leading the Irish with 43 strikeouts and posting a 2.59 ERA. Five years later, another righthander, **Bob Stratta** (Olympia Fields, Ill.), received the Kanaley. Stratta posted a 3.69 ERA as a senior after leading the Irish in wins, ERA and strikeouts as both a sophomore and a junior (he remains the only Irish hurler to lead all three categories twice).

Rick Chryst (Platteville, Wis.) – former commissioner of the Mid-American Conference – was the next Irish baseball player to receive the Kanaley, doing so in 1983. The infielder/outfielder was second on the '83 squad with a .304 batting average. Third baseman **Jim Dee** (Chicago, Ill.) was the program's eighth Kanaley winner in '84, after ranking third on the team with a .340 batting average, and outfielder **John Loughran** (Stamford, Conn.) followed suit three years later after appearing in all 44 games for the 1987 squad.

Righthander **Erik Madsen** (Great Falls, Mont.) received the Kanaley in '89, after leading the Irish in wins (eight), ERA (3.74) and strikeouts (56) while second baseman **Jeff Perconte** (Arlington Heights, Ill.) – who went on to earn first team Academic All-America honors – was presented with the Kanaley Award in 2000, followed in 2001 by **Mike Naumann** (also a first team Academic All-American) and by his fellow lefthanded pitcher **Tom Thornton** in 2006.



Rex Ellis
1940



Ralph Pinelli
1941



John Hickey
1943



Don Sniegowski
1956



Ron Schmitz
1971



Bob Stratta
1976



Rick Chryst
1983



Jim Dee
1984



John Loughran
1987



Erik Madsen
1989



Jeff Perconte
2000



Mike Naumann
2001



Tom Thornton
2006

Recent Team Awards

MVP Award

(sponsored by Notre Dame Monogram Club)

1995	Ryan Topham (Jr., RF)
1996	Randall Brooks (Jr., 2B)
1997	Mike Amrhein (Sr., DH)
1998	J.J. Brock (Sr., SS)
1999	Brant Ust (Jr., SS)
2000	Aaron Heilman (Jr., RHP)
2001	Aaron Heilman (Sr., RHP), Alec Porzel (Sr., SS)
2002	Steve Stanley (Sr., CF)
2003	J.P. Gagne (Sr., RHP), Steve Sollmann (Jr., 2B)
2004	Javi Sanchez (Sr., C)
2005	Matt Edwards (Sr., 1B)
2006	Craig Cooper (Sr., 1B)
2007	David Phelps (So., RHP)
2008	A.J. Pollock (So., OF)
2009	A.J. Pollock (Jr., OF)
2010	None

Rockne Student-Athlete Award

(sponsored by Notre Dame Club of St. Joseph Valley)

1995	Scott Sollmann (Jr., CF)
1996	J.J. Brock (Jr., SS)
1997	J.J. Brock (Sr., SS)
1998	Todd Frye (Sr., 2B)
1999	Jeff Perconte (Jr., IF)
2000	Jeff Perconte (Sr., IF)
2001	Mike Naumann (Sr., LHP)
2002	Andrew Bushey (Sr., 3B)
2003	Brandon Vilorio (Sr., RHP)
2004	Greg Lopez (So., SS)
2005	Tom Thornton (Jr., LHP)
2006	Matt Bransfield (Sr., LF)
2007	Brett Lilley (Jr., SS)
2008	Wade Korpi (Sr., LHP)
2009	Jeremy Barnes (Sr., SS)
2010	None



J.J. Brock



Todd Frye

Francis Patrick O'Connor and Chris Zorich Awards

Three Notre Dame baseball players – outfielder **Edwin Hartwell** ('93), catcher **Matt Nussbaum** ('01) and second baseman **Steve Sollmann** ('03) – have received Notre Dame's Francis Patrick O'Connor Award, presented to one male and one female student-athlete who embody team spirit, inspiration, caring, courage, honesty and patience. The award is named after a student-athlete who died in 1973 following his freshman year at Notre Dame (Pat O'Connor was the son of "Bucky" O'Connor, a 1940s guard on the Notre Dame football team).

Pitcher **Tom Thornton** ('06) became the baseball program's first recipient of the athletic department's Chris Zorich Award – named in honor of the former Irish football player and recognizing community service excellence. The baseball program joined women's soccer and women's basketball as the only Notre Dame teams to feature Kanaley, O'Connor and Zorich award recipients during the current decade.


Led by Thornton's example, the 2006 baseball team also was the first recipient of the athletic department's team award for community service.



Frank Shaughnessy (right) – pictured at an awards ceremony with Stan Musial – developed a playoff system in 1933 that was credited with saving the minor leagues during the Great Depression.




(clockwise, bottom left): **"Count" Campau** remains the only player to lead a minor (3) and major (10) league in home runs for the same season (1890); **Harry Curtis** (1907) went on to play with the N.Y. Giants; **George Cutshaw** (1908) was voted outstanding defensive second baseman of the deadball era; speedy **Bert Daniels** (1908-09) was known for his high hit-by-pitch ratios with the N.Y. Yankees; **Fred "Cy" Williams** (1910-12) became a four-time NL batting champ.



Billy Sullivan, Jr. (above; '30-'31) received pitches from another former Notre Dame player, **Ed Walsh, Jr.**, in a game with the Chicago White Sox (their fathers formed the famous battery on the White Sox "hitless wonders" team in 1909).



Hall of Fame pitcher **Ed Walsh** (left) poses with son **Ed Jr.**, who pitched at Notre Dame before halting Joe Dimaggio's 61-game, minor-league hit streak ('33).



Tommy Carroll (above) was one of baseball's first "bonus babies" and played in the 1955 World Series at the tender age of 18.



Richard "Red" Smith ('25-'27) played baseball and football at Notre Dame and professional baseball but he often was confused for one of his Notre Dame classmates, famous sportswriter Walter "Red" Smith (both hailed from small Wisconsin towns).



Jim Hannan (above; '58-'59) went on to become founding president of the MLB Alumni Association. **"Diamond" Jim Brady** (left) was a "bonus baby" who later became president of Jacksonville University. **Dan McGinn** (above right; '65) hit the first Major League home run outside the U.S. and pitched a shutout to end Tom Seaver's 16-game win streak.



John "Red" Murray (above, back row right; and far right in adjacent photo) played for Notre Dame in 1905-06, led the National League in home runs in 1909 (7) and rubbed elbows – literally – during his career with such legends as (above, top row from left) Connie Mack and Bill Klem, (bottom row) Babe Ruth and Walter Johnson, and (in photo at left) Jim Thorpe.



Irish In The MLB Draft

Notre Dame players have gone on to enjoy success in professional baseball since the turn of the century. Most recently, since the inception of the amateur draft (in '65), 81 Notre Dame players have been drafted a total of 94 times. Players still active at the end of the 2010 season are indicated by italics.

Highest-Drafted Notre Dame Players

First Round

Ken Plesha (C, So.)	1965, Chicago White Sox
A.J. Pollock (OF, Jr.)	2009, Arizona Diamondbacks
Brad Lidge (RHP, Jr.)	1998, Houston Astros
Aaron Heilman (RHP, Sr.)	2001, New York Mets

* Plesha, Lidge and Pollock were 17th overall pick, Heilman 18th.

Supplementary Round (31st pick)

Aaron Heilman (RHP, Jr.)	2000, Minnesota Twins
--------------------------	-----------------------

Second Round

Steve Stanley (CF, Sr.)	2002, Oakland A's
Grant Johnson (RHP, Jr.)	2004, Chicago Cubs

Third Round

Dan Peltier (OF, Jr.)	1989, Texas Rangers
Paul Failla (SS, Jr.)	1994, California Angels
Kyle Weiland (RHP, Jr.)	2008, Boston Red Sox

Fourth Round

Ryan Topham (OF, Jr.)	1995, Chicago White Sox
Christian Parker (RHP, So.)	1996, Montreal Expos

Fifth Round

Nick Furlong (RHP, Jr.)	1968, Cincinnati Reds
Matt Macri (3B, Jr.)	2004, Colorado Rockies
Jeff Samardzija (RHP, Jr.)	2006, Chicago Cubs

Sixth Round

Steve Whitmyer (RHP, Sr.)	1983, Cleveland Indians
Pat Leahy (RHP, Jr.)	1992, Florida Marlins
Brant Ust (SS, Jr.)	1999, Detroit Tigers
Brian Stavisky (OF, Jr.)	2002, Oakland A's

Seventh Round

Frank Jacobs (OF/1B, Sr.)	1991, New York Mets
Scott Sollmann (OF, Jr.)	1996, Detroit Tigers
Tim Kalita (LHP, Jr.)	1999, Detroit Tigers
Craig Cooper (1B, Sr.)	2006, San Diego Padres

Eighth Round

Ed Lupton (LHP, Sr.)	1965, Washington Senators
Sam Elam (LHP, Sr.)	2009, New York Yankees

Ninth Round

Allen Greene (OF, Jr.)	1998, New York Yankees
Chris Niesel (RHP, Jr.)	2004, Cleveland Indians

Tenth Round

Mike Amrhein (C, Sr.)	1997, Chicago Cubs
Danny Tamayo (RHP, Sr.)	2001, Kansas City Royals
Steve Sollmann (2B, Sr.)	2004, Milwaukee Brewers

Since the 1965 inception of the draft, 81 Notre Dame baseball players have been drafted a total of 94 times. The below list also includes free-agent signees (since '89).

1965 (3)

Ken Plesha (C, So.)	Chicago White Sox (1st)
Dan McGinn (LHP, Jr.)	St. Louis Cardinals (12th)
Edward Lupton (LHP)	Washington Senators (8th)

1966 (3)

Richard Sauget (C)	Atlanta Braves (48th)
Dan McGinn (LHP)	Cincinnati Reds (1st*)
Robert Bentley (RHP, Jr.)	Minnesota Twins (30th)

1967 (1)

Dick Licini (1B, So.)	Chicago White Sox (11th**)
-----------------------	----------------------------

1968 (1)

Nick Furlong (RHP, So.)	Boston Red Sox (5th*)
-------------------------	-----------------------

1969 (2)

Dick Licini (1B)	Boston Red Sox (2nd#)
Nick Furlong (RHP, Jr.)	Cincinnati Reds (5th)

1970 (1)

Richard Lucke (OF)	Chicago White Sox (17th)
--------------------	--------------------------

1971 (1)

Joe Theismann (SS)	Minnesota Twins (39th)
--------------------	------------------------

1972 (1)

Joseph LaRocca (1B)	Texas Rangers (39th)
---------------------	----------------------

1982 (1)

Dan Szajko (OF)	Montreal Expos (27th)
-----------------	-----------------------

1983 (1)

Steve Whitmyer (RHP)	Cleveland Indians (6th)
----------------------	-------------------------

1985 (1)

Robert "Buster" Lopes (RHP)	Pittsburgh Pirates (31st)
Tommy Shields (SS; Jr.)	Pittsburgh Pirates (36th)

1986 (1)

Tommy Shields (SS)	Pittsburgh Pirates (15th)
--------------------	---------------------------

1987 (0/1 signee)

Pat Pesavento (SS, Jr.)	Boston Red Sox (24th)
-------------------------	-----------------------

1988 (2)


Pat Pesavento (SS)	Toronto Blue Jays (11th)
Tim Hutson (1B)	Milwaukee Brewers (Free Agent)

1989 (4/2)

Dan Peltier (OF, Jr.)	Texas Rangers (3rd)
Pat Pesavento (SS, 5th-Yr.)	Detroit Tigers (17th)
Pat Leahy (RHP, HS)	Toronto Blue Jays (16th)
Alan Walania (RHP, HS)	Houston Astros (48th)
Erik Madsen (RHP)	L.A. Dodgers (Free Agent)
James Sass (OF/2B)	Milwaukee Brewers (Free Agent)

1990 (4/1 non-baseball player)

Frank Jacobs (1B/OF, Jr.)	Houston Astros (15th)
Matt Haas (C, HS)	Montreal Expos (17th)
Ed Lund (C)	Los Angeles Dodgers (40th)
Tony Rice (dnp at ND)	California Angels (50th)
Mike Coffey (RHP)	Milw. Brewers (Free Agent)
Brian Piotrowicz (RHP)	L.A. Dodgers (Free Agent)



Chris Michalak

1991 (2/3 signees)

Steve Verduzco (SS, HS)	Philadelphia Phillies (5th)
Frank Jacobs (OF/1B)	New York Mets (7th)
Paul Failla (SS, HS)	Kansas City Royals (7th)
Tim Kraus (RHP, HS)	San Francisco Giants (11th)
Mike Coss (SS)	Baltimore Orioles (Free Agent)

1992 (5/2)

Pat Leahy (RHP, Jr.)	Florida Marlins (6th)
Craig Counsell (SS)	Colorado Rockies (11th)
Chris Michalak (LHP, Jr.)	Oakland Athletics (15th)
Ryan Topham (OF, HS)	Los Angeles Dodgers (36th)
Irv Smith (OF, So.)	Houston Astros (50th)
Mark Mapes (C, HS)	Cincinnati Reds (50th)
Cory Mee (3B/C)	Los Angeles Dodgers (Free Agent)

1993 (5/2)

Dennis Twombly (C, HS)	Chicago White Sox (4th)
Larry Mohs (RHP, HS)	Toronto Blue Jays (11th)
Chris Michalak (LHP)	Oakland Athletics (12th)
David Sinnes (RHP)	Toronto Blue Jays (19th)
Eric Danapilis (OF)	Detroit Tigers (23rd)
Alan Walania (RHP)	Florida Marlins (Free Agent)
Edwin Hartwell (OF)	San Fran. Giants (Free Agent)

1994 (3/2)

Paul Failla (SS, Jr.)	California Angels (3rd)
Gus Ornstein (IF, HS)	Seattle Mariners (20th)
Christian Parker (RHP, HS)	Cleveland Indians (22nd)
Matt Haas (IF)	Montreal Expos (44th)
Tom Price (LHP)	Los Angeles Dodgers (Free Agent)

1995 (5/3 signees)

Ryan Topham (OF, Jr.)	Chicago White Sox (4th)
Tim Kraus (RHP)	Chicago White Sox (22nd)
Brad Lidge (RHP, HS)	San Francisco Giants (42nd)
Allen Greene (OF, HS)	Toronto Blue Jays (52nd)
Paul Turco (IF, HS)	Milwaukee Brewers (57th)
Craig Allen (RHP, Jr.)	Los Angeles Dodgers (74th)
Craig DeSensi (1B)	Co-Op (Free Agent)
Garret Carlson (RHP, Jr.)	Chicago White Sox (F.A.)

1996 (8/1)

Christian Parker (RHP, So.)	Montreal Expos (4th)
Scott Sollmann (OF, Jr.)	Detroit Tigers (7th)
Brant Ust (SS, HS)	New York Yankees (11th)
George Restovich (C/1B)	Detroit Tigers (17th)
Rowan Richards (OF)	Texas Rangers (47th)
Mike Amrhein (OF, Jr.)	New York Yankees (99th)
Craig Allen (RHP)	Los Angeles Dodgers (Free Agent)
Bob Lisanti (C)	Chicago Cubs (Free Agent)
Rich Sauget (RHP)	Chicago White Sox (Free Agent)

1997 (2/1)

Mike Amrhein (C)	Chicago Cubs (10th)
Darin Schmalz (RHP)	Los Angeles Dodgers (29th)
Aaron Heilman (RHP, HS)	New York Yankees (54th)

Drafted as Notre Dame seniors, unless indicated

Italics – returned or enrolled to Notre Dame

Bold – active at end of 2010 professional season

* – January secondary phase

** – Secondary phase

– January regular phase



Dan Peltier

1998 (5)

Brad Lidge (RHP, Jr.)..... **Houston Astros (1st/17th pick)**
 Allen Greene (OF, Jr.)..... New York Yankees (9th)
 Jeff Wagner (C, Jr.)..... Toronto Blue Jays (50th)
 J.J. Brock (SS, 5th-Yr.)..... Arizona Diamondbacks (F.A.)
 Dan Leatherman (1B)..... Minnesota Twins (F.A.)

1999 (3/1)

Brant Ust (SS, Jr.)..... Detroit Tigers (6th)
 Tim Kalita (LHP, Jr.)..... Detroit Tigers (7th)
 Brian Stavisky (OF, HS)..... Montreal Expos (12th)
 Jeff Wagner (C/1B)..... Anaheim Angels (21st)

2000 (4)

Aaron Heilman (RHP, Jr.)..... Minn. Twins (1st/31st pick)
 Scott Cavey (RHP)..... Toronto Blue Jays (23rd)
 Jeff Felker (1B)..... Chicago Cubs (Free Agent)
 John Corbin (RHP)..... Chicago Cubs (Free Agent)

2001 (6/5)

Aaron Heilman (RHP)..... **N.Y. Mets (1st/18th pick)**
 John Axford (RHP, HS)..... Seattle Mariners (7th)
 Danny Tamayo (RHP)..... Kansas City Royals (10th)
 Alec Porzel (SS)..... Boston Red Sox (13th)
 Martin Vergara (RHP, HS)..... Cleveland Indians (15th)
 Matt Macri (RHP, HS)..... Minnesota Twins (17th)
 Tyler Jones (RHP, HS)..... Atlanta Braves (30th)
 Brian Stavisky (RF, So.)..... Chicago Cubs (33rd)
 Paul O'Toole (C, Jr.)..... San Francisco Giants (48th)
 Chris Niesel (RHP, HS)..... Chicago Cubs (46th)
 Steve Stanley (CF, Jr.)..... Florida Marlins (50th)

2002 (5)

Steve Stanley (CF)..... Oakland Athletics (2nd)
 Brian Stavisky (LF, Jr.)..... Oakland Athletics (6th)
 Andrew Bushey (3B)..... Colorado Rockies (15th)
 Paul O'Toole (C)..... Chicago Cubs (21st)
 Matt Bok (DH)..... Los Angeles Dodgers (Free Agent)

2003 (5/4)

J.P. Gagne (RHP)..... Colorado Rockies (14th)
 Ryan Kalita (RHP)..... Chicago Cubs (17th)
 Derik Olvey (RHP, HS)..... Los Angeles Dodgers (13th)
 Steve Sollmann (2B, Jr.)..... Oakland Athletics (33rd)
 Dan Kapala (C, HS)..... Seattle Mariners (47th)
 Sean Gaston (C, HS)..... Chicago White Sox (50th)
 Jeff Manship (RHP, HS)..... Arizona Diamondbacks (50th)
 Kris Billmaier (CF)..... Detroit Tigers (Free Agent)
 Matt Laird (RHP)..... Chicago Cubs (Free Agent)

2004 (5)

Grant Johnson (RHP, Jr.)..... Chicago Cubs (2nd)
Matt Macri (3B, Jr.)..... **Colorado Rockies (5th)**
 Chris Niesel (RHP, Jr.)..... Cleveland Indians (9th)
 Steve Sollmann (2B)..... Milwaukee Brewers (10th)
 Javi Sanchez (C)..... Minnesota Twins (14th)

2005 (3)

Matt Edwards (1B)..... Philadelphia Phillies (16th)
John Axford (RHP)..... **Cincinnati Reds (43rd)**
 Ryan Doherty (RHP, Jr.)..... Ariz. Diamondbacks (F.A.)

2006 (6)

Jeff Samardzija (RHP, Jr.)..... **Chicago Cubs (5th)**
Craig Cooper (1B)..... **San Diego Padres (7th)**
Jeff Manship (RHP, Jr.)..... **Minnesota Twins (16th)**
 Tom Thornton (LHP)..... Detroit Tigers (21st)
 Greg Lopez (SS)..... Toronto Blue Jays (33rd)
 Matt Bransfield (IF/OF)..... Gateway Grizzlies (F.A.)

2007 (2/5)

Evan Danieli (RHP, HS)..... **Minnesota Twins (33rd)**
 Ryan Sharpley (RHP, HS)..... Chicago White Sox (34th)
 Joey Williamson (RHP, Jr.)..... Colorado Rockies (36th)
 Brian Dupra (RHP, HS)..... Texas Rangers (36th)
 Matt Scioscia (C, HS)..... Anaheim Angels (41st)
 Golden Tate (OF, HS)..... Arizona Diamondbacks (42nd)
Dan Kapala (RHP)..... **New York Yankees (46th)**

2008 (5/2)

Kyle Weiland (RHP, Jr.)..... **Boston Red Sox (3rd)**
David Phelps (RHP, Jr.)..... **New York Yankees (14th)**
Wade Korpi (LHP)..... **Florida Marlins (20th)**
 Sam Elam (LHP, Jr.)..... Colorado Rockies (23rd)
 Brett Graffy (RHP, Jr.)..... Chicago White Sox (24th)
 Brett Lilley (2B)..... St. Louis Cardinals (29th)
 Steve Sabatino (LHP, HS)..... Chicago White Sox (42nd)

2009 (4/1)

A.J. Pollock (OF, Jr.)..... **Arizona Diamondbacks (1st)**
Sam Elam (LHP)..... **New York Yankees (8th)**
Jeremy Barnes (SS)..... **Philadelphia Phillies (11th)**
Evan Sharpley (1B)..... **Seattle Mariners (50th)**
 Charlie Markson (OF, HS)..... Detroit Tigers (44th)

2010 (5/2)

Brian Dupra (RHP, Jr.)..... Detroit Tigers (11th)
Evan Danieli (RHP, Jr.)..... **Atlanta Braves (24th)**
Steven Mazur (RHP)..... **Baltimore Orioles (33rd)**
 Dan Slania (RHP, HS)..... Boston Red Sox (42nd)
William Harford (C)..... **Cincinnati Reds (45th)**
 Golden Tate (OF)..... San Francisco Giants (50th)
 Eric Jagielo (3B)..... Chicago Cubs (50th)

Drafted as Notre Dame seniors, unless indicated

Italics – returned or enrolled to Notre Dame

* – January secondary phase

** – Secondary phase

– January regular phase

Bold – active at end of 2010

NOTRE DAME BASEBALL DRAFT NOTES

• Notre Dame had an unprecedented five players selected in the first 14 rounds of the 2004 Major League draft. Only four other teams in the nation – two recent NCAA runner-ups (South Carolina and Stanford) and the 2002 and '03 NCAA champs (Texas and Rice) – had more players picked in the first 14 rounds of the 2004 draft. The Notre Dame record for most players drafted from one team belongs to the 2001 and 2008 squads (six), followed by the 1996, 2004 and 2006 teams each with five drafted players.

• The 2004 draft marked the seventh straight season that at least three Notre Dame players were selected (also in '06, '08 and '09). The 15-year span from 1995-2009 saw 60 players drafted (48) or signed as free agents – including 21 who were selected in the first 10 rounds (led by 10 in rounds 1-5).

• During the 15-year span of 1995-2009, 13 of 16 signees who were drafted out of high school went on to be higher-round draft picks as members of the Notre Dame baseball program, which also has produced 37 players during the past 15 seasons who were drafted out of Notre Dame despite going undrafted as high school seniors.

• Pitcher Grant Johnson (2nd round, Cubs) and third baseman Matt Macri (5th, Rockies) are the highest-drafted teammates in Notre Dame history (in 2004). That honor previously belonged to the 2002 outfield tandem of Steve Stanley and Brian Stavisky, both selected by the Oakland A's in 2002 (2nd and 6th). Johnson became the fifth Notre Dame player selected in the first two rounds of the MLB draft and fourth since 1999 – joining Brad Lidge, Aaron Heilman and Stanley. The 2006 draft saw Jeff Samardzija (5th round, Cubs) and first baseman Craig Cooper (7th round, Padres) become the program's second-highest pitcher/position player duo ever selected in the draft (behind Johnson/Macri).


• The 2006 team became the first in Notre Dame history to feature three pitchers who were drafted: Samardzija, Jeff Manship (14th round, Twins) and Tom Thornton (21st round, Tigers). The 2006 squad tied another Irish draft record, as three seniors were selected (Cooper, Thornton and shortstop Greg Lopez, in the 33rd round to the Blue Jays).

• The 2008 squad became the first in Irish history to feature five pitchers who were drafted: Kyle Weiland (3rd round, Red Sox), David Phelps (Yankees, 14th round), Wade Korpi (Marlins, 20th round), Sam Elam (Rockies, 23rd round) and Brett Graffy (White Sox, 24th round).

• Prior to 2004, no previous Notre Dame squad had produced more than two selections in the first 10 rounds – with the 2004 team producing picks in the 2nd, 5th, 9th and 10th rounds. Previous pairs of Notre Dame players who were drafted in the first 10 rounds include: Christian Parker and Scott Sollmann in 1996; Lidge and Allen Greene in 1998; Brant Ust and Tim Kalita in 1999; Heilman and Danny Tamayo in 2001; and Stanley and Stavisky in 2002 (also Samardzija and Cooper in 2006; Pollock and Elam in 2009).

• Macri (5th round) and Steve Sollmann (10th) became the highest-drafted pair of infielders in Notre Dame baseball history. Sollmann is the seventh-highest drafted senior, behind Heilman, Stanley, Steve Whitmyer ('83), Frank Jacobs ('91), Cooper and Ed Lupton ('65). Sollmann and Javi Sanchez (14th) became the second-highest pair of drafted seniors, behind Heilman and Tamayo. Since 1995, there have been 15 Notre Dame seniors selected in the MLB draft (12 in the first 17 rounds).

• Pollock (1st round, 2009) equalled the highest draft selection in Notre Dame history. He was picked 17th overall by the Arizona Diamondbacks. Ken Plesha (1965, Chicago White Sox) and Brad Lidge (1998, Houston Astros) were also chosen 17th overall.




Irish In The MLB Draft


Top Recent Draft Picks (1995-2010)

The Notre Dame baseball program has seen 55 of its players selected in the Major League Baseball draft during the past 15 seasons (1995-2010), led by 26 who were selected in the first 15 rounds (pictured on pg. 132-136) and 10 elite prospects who were selected in rounds 1-5.

NOTRE DAME




First-Round Draft Pick
2009 - Arizona Diamondbacks




A.J. POLLOCK
Outfielder, 2007-09

Year	G/GS	AVG	AB	H	R	2B	3B	HR	RBI	SB
2007	54/52	.372	196	73	39	7	2	3	28	11
2008	55/55	.352	216	76	49	15	3	4	42	28
2009	59/59	.365	241	88	69	19	5	10	52	21
Car.	168/166	.363	653	237	157	41	10	17	122	60

NOTRE DAME




First-Round Draft Pick
1996 - Houston Astros




BRAD LIDGE
Pitcher, 1996-98

Year	GP/GS	IP	R	ER	BB	K	W-L	SV	ERA
1996	7/0	11.2	7	7	11	10	1-0	1	5.40
1997	8/7	37.2	36	26	22	40	4-3	0	6.21
1998	16/15	80.1	41	37	39	93	8-2	0	4.15
Car.	31/22	129.2	84	70	72	143	13-5	1	4.86

NOTRE DAME




First-Round Draft Pick
2007 - New York Mets




AARON HEILMAN
Pitcher, 1998-2001

Year	GP/GS	IP	R	ER	BB	K	W-L	SV	ERA
1998	31/1	67.0	16	12	10	78	7-3	9	1.61
1999	20/14	109.0	50	38	37	118	11-2	3	3.14
2000	17/14	103.2	47	37	29	118	10-2	0	3.21
2001	15/15	114.0	28	22	31	111	15-0	0	1.74
Car.	83/44	393.2	141	109	107	425	43-7	12	2.49

NOTRE DAME




Second-Round Draft Pick
2002 - Oakland Athletics




STEVE STANLEY
Centerfielder, 1999-2002

Year	GP/GS	AVG	AB	H	R	2B	3B	HR	RBI	SB
1999	61/61	.326	242	79	52	6	1	0	29	24
2000	64/64	.362	235	85	51	10	2	0	24	29
2001	63/63	.400	255	102	76	14	5	1	32	31
2002	68/68	.439	271	119	77	17	4	1	36	32
Car.	256/256	.384	1003	385	256	47	12	2	121	116

NOTRE DAME




Second-Round Draft Pick
2004 - Chicago Cubs




GRANT JOHNSON
Pitcher, 2002-04

Year	GP/GS	IP	R	ER	BB	K	W-L	SV	ERA
2002	18/14	101.1	45	39	44	86	9-5	0	3.46
2003	injured								
2004	14/13	57.2	17	12	26	51	6-0	0	1.87
Car.	32/27	159.0	62	51	70	137	15-5	0	2.89

NOTRE DAME




Fourth-Round Draft Pick
1996 - Montreal Expos



CHRISTIAN PARKER
Pitcher, 1995-96

Year	GP/GS	IP	R	ER	BB	K	W-L	SV	ERA
1995	12/12	68.1	49	39	35	34	4-5	0	5.14
1996	14/13	80.2	47	38	56	41	8-3	0	4.24
Car.	26/25	149.0	96	77	91	75	12-8	0	4.65

NOTRE DAME



Third-Round Draft Pick
2008 - Boston Red Sox



KYLE WEILAND
Pitcher, 2006-08

Year	GP/GS	IP	R	ER	BB	K	W-L	SV	ERA
2006	30/0	49.1	15	13	20	48	2-4	16	2.37
2007	13/6	41.1	29	26	26	38	5-3	2	5.66
2008	26/0	30.1	19	17	10	31	2-2	7	5.04
Car.	69/6	121.0	63	56	56	117	9-9	25	4.17

NOTRE DAME




Fourth-Round Draft Pick
1995 - Chicago White Sox



RYAN TOPHAM
Outfielder, 1993-95

Year	GP/GS	AVG	AB	H	R	2B	3B	HR	RBI	SB
1993	59/55	.302	169	51	41	12	3	6	31	7
1994	60/59	.320	169	54	63	9	5	10	55	2
1995	55/55	.335	206	69	50	18	5	18	79	9
Car.	174/169	.320	544	174	154	39	13	34	165	18

NOTRE DAME




Fifth-Round Draft Pick
2004 - Colorado Rockies



MATT MACRI
Shortstop/Third Baseman, 2002-04

Year	G/GS	AVG	AB	H	R	2B	3B	HR	RBI	SB
2002	17/16	.206	68	14	10	3	0	1	13	1
2003	60/60	.294	214	63	41	15	5	4	35	6
2004	61/60	.367	237	87	76	15	7	14	56	12
Car.	138/136	.316	519	164	127	33	12	19	105	19

NOTRE DAME



Fifth-Round Draft Pick
2006 - Chicago Cubs



JEFF SAMARDZIJA
Pitcher, 2004-06

Year	GP/GS	IP	R	ER	BB	K	W-L	SV	ERA
2004	20/6	64.0	25	21	17	42	5-3	1	2.95
2005	15/10	78.2	39	34	30	56	8-1	0	3.89
2006	15/15	97.2	51	47	37	61	8-2	0	4.33
Car.	50/31	240.1	115	102	84	159	21-6	1	3.82

NOTRE DAME




Sixth-Round Draft Pick
1999 - Detroit Tigers



BRANT UST
Infielder, 1997-99

Year	G/GS	AVG	AB	H	R	2B	3B	HR	RBI	SB
1997	60/60	.372	223	83	66	15	4	11	54	4
1998	58/58	.373	217	81	55	20	1	18	58	11
1999	61/61	.359	220	79	53	16	2	17	58	10
Car.	179/179	.368	660	243	174	51	7	46	170	25

NOTRE DAME



Sixth-Round Draft Pick
2002 - Oakland Athletics




BRIAN STAWISKY
Outfielder, 2000-02

Year	G/GS	AVG	AB	H	R	2B	3B	HR	RBI	SB
2000	64/64	.298	248	74	50	15	5	14	45	5
2001	58/57	.386	210	81	46	19	4	10	66	9
2002	50/50	.394	193	76	47	14	5	9	57	2
Car.	172/171	.355	651	231	143	48	14	33	168	16

Top Recent Draft Picks (1995-2010)

NOTRE DAME




*Seventh-Round Draft Pick
1995 - Detroit Tigers*

SCOTT SOLLMANN
Centerfielder, 1994-96

Year	GP/GS	AVG	AB	H	R	2B	3B	HR	RBI	SB
1994	58/56	.402	189	76	53	3	7	0	27	26
1995	61/61	.406	229	93	73	9	11	1	32	23
1996	62/62	.311	225	70	61	3	6	2	25	52
Car.	181/179	.372	643	239	187	15	24	3	84	101

NOTRE DAME




*Seventh-Round Draft Pick
1995 - Detroit Tigers*

TIM KALITA
Pitcher, 1997-99

Year	GP/GS	IP	R	ER	BB	K	W-L	SV	ERA
1997	14/6	49.0	23	20	33	46	3-1	1	3.67
1998	15/11	74.1	33	23	37	71	4-0	0	2.78
1999	18/16	90.2	61	52	46	97	4-2	0	5.16
Car.	47/33	214.0	117	95	116	214	11-3	1	4.00

NOTRE DAME




*Seventh-Round Draft Pick
2003 - San Diego Padres*

CRAIG COOPER
Outfielder/First Baseman, 2003-06

Year	GP/GS	AVG	AB	H	R	2B	3B	HR	RBI	SB
2003	46/31	.303	122	37	22	6	2	0	15	10
2004	58/46	.360	175	63	42	13	1	10	48	12
2005	60/58	.325	209	68	48	14	1	7	58	14
2006	57/57	.425	228	97	79	19	3	9	41	9
Car.	221/192	.361	734	265	191	52	7	26	162	45

NOTRE DAME




*Eighth-Round Draft Pick
2005 - New York Yankees*

SAM ELAM
Pitcher, 2006-09

Year	GP/GS	IP	R	ER	BB	K	W-L	SV	ERA
2006	11/0	12.1	4	3	6	19	0-0	0	2.19
2007	13/7	31.2	17	16	25	25	0-2	1	4.55
2008	1/0	1.0	2	2	4	2	0-0	0	18.00
2009	11/2	31.0	24	20	29	38	1-1	0	5.74
Car.	36/9	76.1	47	41	64	84	1-3	1	4.83

NOTRE DAME




*Ninth-Round Draft Pick
1996 - New York Yankees*

ALLEN GREENE
Outfielder, 1996-98

Year	GP/GS	AVG	AB	H	R	2B	3B	HR	RBI	SB
1996	32/22	.276	87	24	14	7	1	1	14	6
1997	60/59	.365	200	73	41	20	5	7	55	4
1998	58/57	.317	224	71	53	17	3	7	44	12
Car.	150/138	.327	511	168	108	44	9	15	113	22

NOTRE DAME




*Ninth-Round Draft Pick
2004 - Cleveland Indians*

CHRIS NIESEL
Pitcher, 2002-04

Year	GP/GS	IP	R	ER	BB	K	W-L	SV	ERA
2002	14/11	72.1	33	27	18	62	4-0	2	3.36
2003	15/15	98.1	34	29	19	87	9-1	0	2.65
2004	18/15	102.0	46	41	20	84	8-3	0	3.62
Car.	47/41	272.2	113	97	57	233	21-4	2	3.21

NOTRE DAME



Tenth-Round Draft Pick
1997 - Chicago Cubs



MIKE AMRHEIN
Catcher/First Baseman, 1994-97

Year	GP/GS	AVG	AB	H	R	2B	3B	HR	RBI	SB
1994	33/13	.297	74	22	9	5	0	3	13	1
1995	58/58	.386	220	85	53	16	3	7	69	2
1996	62/62	.323	220	71	63	15	3	13	49	8
1997	60/60	.394	231	91	70	13	3	14	71	0
Car.	213/193	.361	745	269	195	49	9	37	202	11

NOTRE DAME




Tenth-Round Draft Pick
2001 - Kansas City Royals



DANNY TAMAYO
Pitcher, 1998-2001 (dnp in '99)

Year	GP/GS	IP	R	ER	BB	K	W-L	SV	ERA
1998	5/0	15.0	17	11	10	11	1-1	0	6.60
2000	10/5	32.1	14	13	17	24	3-1	1	3.62
2001	15/15	122.2	39	34	17	106	8-3	0	2.72
Car.	30/20	170.0	70	58	44	141	12-5	1	3.07

NOTRE DAME




Tenth-Round Draft Pick
2004 - Milwaukee Brewers



STEVE SOLLMANN
Second Baseman, 2001-04

Year	GP/GS	AVG	AB	H	R	2B	3B	HR	RBI	SB
2001	61/61	.362	221	80	52	9	2	5	36	23
2002	59/57	.362	213	77	53	8	4	2	47	6
2003	61/61	.384	255	98	67	16	5	4	40	38
2004	40/40	.311	151	47	39	5	1	2	23	17
Car.	221/219	.360	840	302	211	38	12	13	146	84

NOTRE DAME




11th-Round Draft Pick
2009 - Philadelphia Phillies



JEREMY BARNES
Shortstop, 2006-09

Year	GP/GS	AVG	AB	H	R	2B	3B	HR	RBI	SB
2006	58/55	.294	231	68	40	11	6	2	49	9
2007	56/54	.258	194	50	27	8	2	1	28	8
2008	55/53	.307	199	61	40	15	1	8	50	3
2009	59/59	.353	232	82	53	15	5	15	70	4
Car.	228/221	.305	856	261	160	49	14	26	197	24

NOTRE DAME




13th-Round Draft Pick
2001 - Boston Red Sox



ALEC PORZEL
Shortstop, 1998-2001

Year	GP/GS	AVG	AB	H	R	2B	3B	HR	RBI	SB
1998	54/49	.265	181	48	34	11	2	7	39	5
1999	60/60	.333	222	74	52	15	4	13	60	11
2000	62/62	.342	243	83	44	24	4	9	58	10
2001	63/63	.295	251	74	53	28	2	8	59	6
Car.	239/234	.311	897	279	183	78	12	37	217	32

NOTRE DAME



14th-Round Draft Pick
2006 - New York Yankees




DAVID PHELPS
Pitcher, 2006-08

Year	GP/GS	IP	R	ER	BB	K	W-L	SV	ERA
2006	12/3	26.2	24	21	10	12	2-0	0	7.09
2007	15/15	110.1	35	23	30	102	8-5	0	1.88
2008	14/14	93.0	53	48	28	75	5-5	0	4.65
Car.	41/32	230.0	112	92	68	200	15-10	0	3.60

Top Recent Draft Picks (1995-2010)

NOTRE DAME




14th-Round Draft Pick
2002 - Colorado Rockies

J.P. GAGNE
Pitcher, 2000-03

Year	GP/GS	IP	R	ER	BB	K	W-L	SV	ERA
2000	19/13	72.2	40	36	25	44	7-1	0	4.46
2001	17/13	70.2	47	42	21	47	5-5	0	5.35
2002	28/7	94.2	40	33	16	69	9-4	6	3.14
2003	30/1	60.0	28	18	21	45	4-6	13	2.70
Car.	94/34	298.0	155	129	83	205	26-16	19	3.90

NOTRE DAME



15th-Round Draft Pick
2002 - Colorado Rockies

ANDREW BUSHEY
Third Baseman, 1999-2002

Year	GP/GS	AVG	AB	H	R	2B	3B	HR	RBI	SB
1999	37/36	.266	128	34	19	8	1	2	10	2
2000	62/62	.275	211	58	27	10	1	3	30	3
2001	61/61	.335	212	71	34	17	3	0	36	1
2002	63/63	.323	226	73	44	19	1	6	59	1
Car.	223/222	.304	777	236	124	54	6	11	135	7



Former Notre Dame Players – 2010 Professional Baseball Statistics

Position Players		G	AB	R	H	2B	3B	HR	RBI	BB	SB	AVG.
Jeremy Barnes (SS)	Lakewood [FL] BlueClaws (Phillies Class High-A)	109	390	55	114	38	4	4	51	58	10	.292
Craig Cooper (RF)	San Antonio [TX] Missions (Padres Class AA)	25	78	5	17	4	0	0	8	7	0	.218
	Portland [OR] Beavers (Padres Class AAA)	102	359	43	89	19	3	9	64	35	3	.248
Craig Counsell (IF)	Milwaukee Brewers	102	204	16	51	8	0	2	21	21	1	.250
William Harford (C)	AZL Reds (Reds Rookie)	14	40	7	8	2	0	0	7	2	0	.200
Matt Macri (3B)	Rochester [NY] Red Wings (Twins Class AAA)	97	338	46	85	23	1	9	36	33	2	.251
A.J. Pollock (OF)	South Bend Silver Hawks (Diamondbacks Class Low-A)											
	Scottsdale Scorpions (Arizona Fall League)	16	64	10	20	6	0	0	9	6	7	.313
Evan Sharpley (1B)	Everett [WA] AquaSox (Mariners Class Low-A)	71	242	27	56	14	3	6	42	30	4	.231
Brian Stavisky (1B)	Reading Phillies (Phillies Class AA)	39	105	14	29	4	0	3	11	10	1	.276*
Pitchers		W-L (SV)	G	GS	IP	H	R	ER	BB	SO	ERA	
John Axford	Nashville [TN] Sounds (Brewers Class AAA)	3-2 (2)	12	0	13.1	14	7	3	5	19	2.03	
	Milwaukee Brewers	8-2 (24)	50	0	58.0	42	17	16	27	76	2.48	
Evan Danieli	Danville [GA] Braves (Braves Rookie)											
Sam Elam (LH)	Staten Island Yankees (Yankees Class Low-A)	0-1 (0)	4	2	9.1	9	13	9	15	9	8.68	
	GCL Yankees (Yankees Rookie)	0-0 (0)	10	0	12.2	8	9	6	15	15	4.26	
Aaron Heilman	Arizona Diamondbacks	5-8 (6)	70	0	72.0	73	37	36	26	55	4.50	
Dan Kapala	Tampa [FL] Yankees (Yankees Class High-A)	1-6 (0)	12	11	57.2	61	33	29	30	26	4.53	
Wade Korpi (LH)	Jacksonville [FL] Suns (Marlins Class High-A)	0-3 (0)	37	1	38.2	44	24	22	24	35	5.12	
	Jupiter [FL] Hammerheads (Marlins Class High-A)	2-0 (0)	9	0	15.1	6	2	2	7	12	1.17	
	New Orleans [LA] Zephyrs (Marlins Class AAA)	0-0 (0)	1	0	3.1	0	0	0	0	2	0.00	
Brad Lidge	Philadelphia Phillies	1-1 (27)	50	0	45.2	32	16	15	24	52	2.96	
Jeff Manship	Rochester [NY] Red Wings (Twins Class AAA)	3-8 (0)	19	18	98.1	134	60	56	22	83	5.13	
	Minnesota Twins	2-1 (0)	13	1	29.0	34	20	17	6	21	5.28	
Steven Mazur	Bluefield [WV] Orioles (Orioles Rookie)	0-0 (0)	8	0	8.0	3	1	0	0	9	0.00	
	Aberdeen [MD] IronBirds (Orioles Class Low-A)	1-1 (6)	15	0	22.0	22	5	4	9	29	1.64	
David Phelps	Trenton [NJ] Thunder (Yankees Class AA)	6-0 (0)	14	14	88.1	63	21	20	23	84	2.04	
	Scranton/Wilkes-Barre [PA] Yankees (Yankees Class AAA)	4-2 (0)	12	11	70.1	76	31	24	13	57	3.07	
Jeff Samardzija	Iowa Cubs (Cubs Class AAA)	11-3 (0)	35	15	111.1	86	62	54	67	102	4.37	
	Chicago Cubs	2-2 (0)	7	3	19.1	21	22	18	20	9	8.38	
Kyle Weiland	Portland [ME] Sea Dogs (Red Sox Class AA)	5-9 (0)	25	25	128.1	112	70	63	49	120	4.42	

* retired in 2010

Notre Dame and the Major Leagues (current players in bold)

Name	ML Teams
Adrian "Cap" Anson	Chicago Cubs (1876-97)
John Axford	Milwaukee Brewers (2009-11)
Alfred "Dutch" Bergman	Cleveland Indians (1916)
Bob Bescher	Cincinnati Reds (1908-13)
	New York Giants (1914)
	St. Louis Cardinals (1915-17)
	Cleveland Indians (1918)
Lou Bevil	Washington Senators (1942)
Joe Birmingham	Cleveland Indians (1906-14)
Jim Brady	Detroit Tigers (1956)
Billy Burke	Boston Braves (1910-11)
Charles "Count" Campau	Detroit Wolverines (1888)
	St. Louis Browns (1890)
	Washington Senators (1894)
Frank Carpin	Pittsburgh Pirates (1965)
	Houston Astros (1966)
Tommy Carroll	New York Yankees (1955-56)
	Kansas City Athletics (1959)
Paul Castner	Chicago White Sox (1923)
Craig Counsell	Colorado Rockies (1995, '97)
	Florida Marlins (1999)
	L.A. Dodgers (2000)
	Arizona Diamondbacks (2000-03, '05-06)
	Milwaukee Brewers (2004, '07-11)
Harry Curtis	New York Giants (1907)
George Cutshaw	Brooklyn Dodgers (1912-17)
	Pittsburgh Pirates (1918-21)
	Detroit Tigers (1922-23)
Bert Daniels	New York Yankees (1910-13)
	Cincinnati Reds (1914)
Jean Dubuc	Cincinnati Reds (1908-09)
	Detroit Tigers (1912-16)
	Boston Red Sox (1918)
	New York Giants (1919)
Shaun Fitzmaurice	New York Mets (1966)
James "Steamer" Flanagan	Pittsburgh Pirates (1905)
Bill Froats	Detroit Tigers (1955)
Norwood Gibson	Boston Red Sox (1903-06)
Jim Hannan	Washington Senators (1962-70)
	Detroit Tigers (1971)
	Milwaukee Brewers (1971)
Ed Hanyzewski	Chicago Cubs (1942-46)
Aaron Heilman	New York Mets (2003-08)
	Chicago Cubs (2009)
	Arizona Diamondbacks (2010-11)


Name	ML Teams
Bert Inks	Brooklyn Grooms (1891-92)
	Washington Senators (1892)
	Baltimore Orioles (1894)
	Louisville Colonels (1894-95)
	Philadelphia Phillies (1896)
	Cincinnati Reds (1896)
Burt Keeley	Washington Senators (1808-09)
Albert "Red" Kelly	Chicago White Sox (1910)
Herb Kelly	Pittsburgh Pirates (1914-15)
Ed Laggar	Philadelphia A's (1934)
Bill Lathrop	Chicago White Sox (1913-14)
Brad Lidge	Houston Astros (2002-06)
	Philadelphia Phillies (2007-11)
Adrian Lynch	St. Louis Browns (1920)
Earle Mack	Philadelphia A's (1910-11, '14)
Matt Macri	Minnesota Twins (2008)
Jeff ManSHIP	Minnesota Twins (2009-11)
Jackie Mayo	Philadelphia Phillies (1948-53)
Alex McCarthy	Pittsburgh Pirates (1910-15, '16-17)
	Chicago Cubs (1915-16)
Ed McDonough	Philadelphia Phillies (1909-10)
Willie McGill	Cleveland Infants (1890)
	St. Louis Browns (1891)
	Cincinnati Reds (1891-92)
	Chicago Cubs (1893-94)
	Philadelphia Phillies (1895-96)
Dan McGinn	Cincinnati Reds (1968)
	Montreal Expos (1969-71)
	Chicago Cubs (1972)
Johnny McHale	Detroit Tigers (1943-48)
Chris Michalak	Arizona Diamondbacks (1998)
	Toronto Blue Jays (2001)
	Texas Rangers (2001-02)
	Cincinnati Reds (2006)
Rupert Mills	Newark Federals (1915)
Johnny Mohardt	Detroit Tigers (1922)
James "Red" Morgan	Boston Red Sox (1906)
Patrick Murray	Philadelphia Phillies (1919)
John "Red" Murray	St. Louis Cardinals (1906-08)
	New York Giants (1909-15, '17)
	Chicago Cubs (1915)
Lou Nagelson	Cleveland Indians (1912)
Hank Olmstead	Boston Red Sox (1905)
Phillip "Peaches" O'Neill	Cincinnati Reds (1904)
Christian Parker	New York Yankees (2001)
Dan Peltier	Texas Rangers (1992-93)
	San Francisco Giants (1994-96)

Name	ML Teams
Andy Pilney	Boston Braves (1936)
Michael "Doc" Powers	Louisville Colonels (1898-99)
	Washington Senators (1899)
	Philadelphia A's (1901-09)
	New York Yankees (1905)
Bill Reed	Boston Braves (1952)
Ron Reed	Atlanta Braves (1966-75)
	St. Louis Cardinals (1975)
	Philadelphia Phillies (1976-83)
	Chicago White Sox (1984)
Ed Reulbach	Chicago Cubs (1905-13)
	Brooklyn Dodgers (1913-14)
	Newark Federals (1915)
	Chicago Cubs (1916-17)
Dick Rusteck	New York Mets (1966)
Jeff Samardzija	Chicago Cubs (2008-11)
Frank Scanlan	Philadelphia Phillies (1909)
Arthur "Tillie" Shafer	New York Giants (1910-13)
Frank Shaughnessy	Washington Senators (1905)
	Philadelphia A's (1908)
Tommy Shields	Baltimore Orioles (1992)
	Chicago Cubs (1993)
Tom "Duke" Simpson	Chicago Cubs (1953)
Richard "Red" Smith	New York Giants (1927)
Lou Sockalexis	Cleveland Indians (1897-99)
Billy Sullivan, Jr.	Chicago White Sox (1931-33)
	Cincinnati Reds (1935)
	Cleveland Indians (1936-37)
	St. Louis Browns (1938-39)
	Detroit Tigers (1940-41)
	Brooklyn Dodgers (1942)
	Pittsburgh Pirates (1947)
Lancelot "Yank" Terry	Boston Red Sox (1940-45)
Henry Thielman	New York Giants (1902)
	Cincinnati Reds (1902)
	Brooklyn Dodgers (1903)
Dick Thoenen	Philadelphia Phillies (1967)
Clem Clemens (Ulatowski)	Chicago Whales (1914-15)
	Chicago Cubs (1916)
Ed Walsh, Jr.	Chicago White Sox (1928-32)
John G. Walsh	Philadelphia Phillies (1993)
Tom Whelan	Boston Braves (1920)
Fred "Cy" Williams	Chicago Cubs (1912-17)
	Philadelphia Phillies (1918-30)
Carl Yastrzemski	Boston Red Sox (1961-83)



Irish In The World Series

Notre Dame World Series Winners

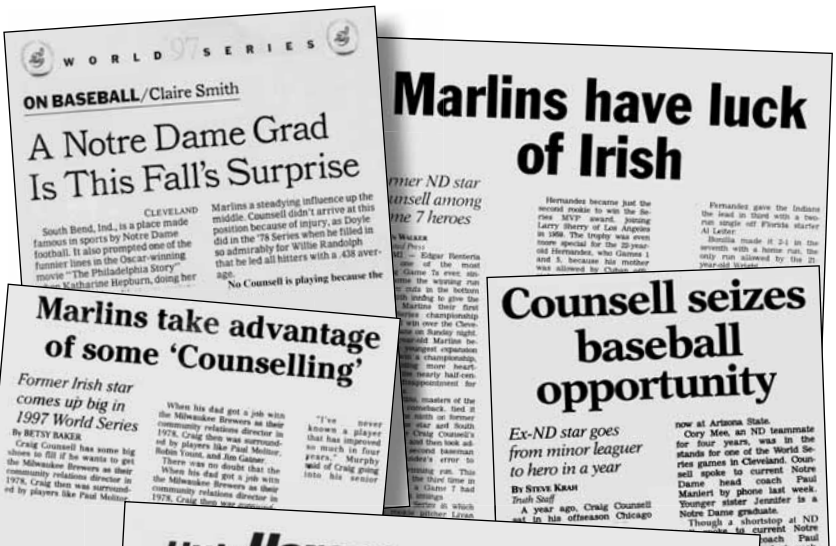


Six former Notre Dame baseball players have helped their team claim the World Series title (pictured, left-to-right, top-to-bottom): righthander **Ed Reulbach** ('90 and '98 Chicago Cubs), pinch-hitter **Jean Dubuc** ('16 Boston Red Sox), pinch-hitter **John McHale** ('45 Detroit Tigers), relief pitcher **Ron Reed** ('80 Philadelphia Phillies), second baseman **Craig Counsell** ('97 Florida Marlins), '01 Arizona Diamondbacks) and relief pitcher **Brad Lidge** ('08 Philadelphia Phillies).

Former Notre Dame baseball player **Craig Counsell** (1989-92) helped the Florida Marlins claim the 1997 World Series title (below). He became the 13th former Notre Dame player to play in the World Series (17 now have done so) and the sixth to play on a World Series-winning team, duplicating the feat as a member of the Arizona Diamondbacks 2001 World Series championship team (he also was named MVP of the 2001 National League Championship Series versus the Atlanta Braves). As of Jan. 2011, Counsell is one of 43 former Notre Dame student-athletes who have played on the winning team in the World Series, Super Bowl, NBA Championship or Stanley Cup (those 43 have combined for 62 titles). He is one of 16 Notre Dame alums to play on multiple major pro championship teams, joining the likes of Nick Buoniconti, Rocky Bleier, Joe Montana, Dave Duerson, Mark Bavaro, Bill Laimbeer, John Paxson and Bill Nyrop in that distinction.

Counsell Helps Marlins Win Title

Former Notre Dame baseball team captain and MVP Craig Counsell became a part of World Series history on the night of Sunday, Oct. 26, 1997, as a member of the Florida Marlins. After forcing extra innings with a ninth-inning sacrifice fly that scored Moises Alou, Counsell scored the game-winning run on an Edgar Renteria single up the middle to defeat the Cleveland Indians, 3-2. An 11th-round draft selection of the Colorado Rockies in 1992, Counsell spent six successful seasons in the minor leagues before being called up to the Rockies in late July of 1997. Days later, he was traded to Florida and helped the Marlins in their late-season run, batting .299 in 51 regular season games and .293 in 15 postseason games. He was honored by his alma mater at halftime of the Notre Dame/West Virginia football game on Nov. 22, 1997. Counsell also joined his former Marlins manager Jim Leyland as the keynote speakers at Notre Dame's 2007 annual baseball Opening Night Dinner.



WORLD CHAMPS!



In an 11-inning thriller, the Marlins come from behind to beat Cleveland 3-2 and win their first World Series.

MAKING HISTORY
Quickstart
The Marlins' victory over the Indians in the 11th inning of the 1997 World Series was the first time a team had won the Series after trailing 3-0 in the bottom of the 9th.

Youngest
Craig Counsell, 26, was the youngest player to win the Series. He was born in 1971.

Today's Weather
Partly cloudy with a high of 64 and a low of 54.

Plains digging out
Heavy snow in the Midwest has caused travel problems and power outages.

China's Jiang in U.S.
President Clinton will meet with Jiang Zemin in Virginia today.

Colombians vote
Voters in several areas are expected to vote in local elections.

To our readers: We might be late
We apologize for the delay in getting this page to you.



MOMENT OF A LIFETIME

Craig Counsell on Cloud 9 after helping the Marlins beat the Indians to win the World Series title.

Little Heroes
BY E.M. SWIFT

Nellie Fox would have turned 70 years old on Christmas Day. I happen to know that, though I never met the man, the same way I know he won 98 straight games without striking out in 1958. He had 2,663 hits and three times as many triples (112) as home runs (35). He was the American League's MVP in '59, leading the Chicago White Sox to their only World Series in my lifetime, or my father's. The Go-Go Sox lost in six games to the Los Angeles Dodgers, but Nellie hit .375 in that Series. I was seven, and in my innocence I'd been certain he would score the winning run.

That season turned me into a baseball fan for life. Or so I thought. By the time Jacob Nelson Fox, my childhood hero, was a posthumously inducted into the Hall of Fame last summer, I had turned from the game. The 1994 strike had been the final straw, but my alienation had been a long time coming. Players, owners, agents, umpires, autograph hounds, cynical sportswriters: I wished a pox on all their houses. Somewhere along the way the joy had been wrung from the game.

But this fall something happened that brought me back to baseball. Against all logic, I started to follow the fortunes of a 27-year-old second baseman on the Florida Marlins, Craig Counsell, whom I'd met briefly while reporting a story in August. There was something different about this fresh-faced kid who had spent six years in the minors, who, like Fox, hit left, threw right. Also like Fox, he had no power but could put the bat on the ball, bunt and hit behind the runner. He had a good eye, was a smart base runner and understood the little things it took to win.

Those endless Series games? I watched them because of Counsell. And who comes up in the bottom of the ninth of Game 7, Marlins on first and third, one out, Florida behind by a run? The scrappy kid who'd started the year in Triple A. Counsell hit a sacrifice fly off Cleveland closer Jose Mesa, tying the game. In the 11th, after reaching base on an error, Counsell sprinted home with the winning run (below).

As his teammates leaped joyfully around him, I thought about Nellie Fox.



Brad Lidge Saves the 2008 World Series for the Philadelphia Phillies



2008 WORLD CHAMPIONS



Lidge a proud product of Notre Dame

Brad Lidge takes the ball for the Phillies, but somewhere, the Irish eyes are smiling.

That's because Lidge is one of Notre Dame's own -- an alumnus who once was the Big East Conference pitcher of the year. That was in 1998, when Lidge went 8-2 and recorded 92 strikeouts in 80 1/3 innings, and this year, the Philadelphia closer added the National League's Comeback Player of the Year Award to his resume.

Cheer, cheer for Old Notre Dame, wake up the echoes cheering her name.

The comeback nod for Lidge was well deserved.

In 41 save opportunities in the regular season, Lidge took the ball. On all of those 41 occasions, Lidge received the obligatory handshake from his catcher and extended his consecutive-saves streak to 44 with

three saves carried over from last season with the Astros.

Lidge will need a season in 2009 similar to this one to match Eric Gagne's 84 consecutive-saves streak that ended in 2004.

Lidge notched 19 saves but blew eight opportunities last season in Houston, but he erased all the bad memories in 2008.

"I never lost confidence in myself, no matter what the years were like or the results," Lidge said. "I always felt I was going to come back and pitch to the best of my ability."

Phillies fans like those in Houston before them may be able to quickly point out that Lidge has pressed the issue, but accepting defeat on the mound, this season anyway, has been an alien concept, and Lidge would like that to continue.

Send a volley cheer on high, shake down the thunder from the sky!

The right-hander is making his third trip to the postseason and would like to make a return trip to the World Series. Lidge made two relief appearances for Houston in 2005, and took a pair of losses, as the White Sox swept the Astros to take the title.

Lidge allowed a walk-off homer to Scott Podsednik in Game 2 in that series and an RBI single to Jermaine Dye, which produced the lone run in the Game 4 clincher.

What though the odds be great or small, old Notre Dame will win over all.

The move to Philadelphia has changed the fortunes for Lidge, who was born in Sacramento, Calif. He attended Cherry Creek High School near Denver before moving on to Notre Dame.

There were five former Notre Dame players to play on winning World Series teams, and Lidge joined that list. The last was Craig Counsell, who earned rings with the Marlins in 1997 and again in 2001 with the Diamondbacks.


The others were Cubs right-hander Ed Reulbach (1907-08), Red Sox pinch-hitter Jean Dubuc (1918), Tigers first baseman John McHale (1945) and Phillies right-hander Ron Reed (1980).

A couple of years ago, Lidge made the pilgrimage to the campus after the Fighting Irish had reached the NCAA's.

"It was awesome," Lidge told MLB.com. "It was nice to meet the next generation, which makes me sound old. It was good to go back in the clubhouse. Things haven't changed that much."

While her loyal sons are marching, onward to victory!

Mike Scarr is a reporter for MLB.com.



BRAD LIDGE

Brad Lidge #20


Class of '98 • Ht: 6-3 • Wt: 200 (as junior)
Bats-Throws: R-R • Englewood, Colo.

INSIDE THE NUMBERS

Award-winning Notre Dame pitcher who helped the Philadelphia Phillies ('08) win World Series • recorded final out and save in game 5 of World Series clinching victory over Tampa Bay Rays • finished the postseason a perfect 7-of-7 in save opportunities • went 41-of-41 in save chances during the regular season • selected to Major League Baseball All-Star game in final season of Yankee Stadium • awarded MLB National League Comeback Player of the Year • ranked as one of MLB's top rookies in '03 for Houston Astros before setting the NL record for strikeouts by a reliever in '04 • drafted by the San Francisco Giants in the 42nd round of the '95 MLB Draft (did not sign) • developed into the highest ND drafted player in 33 years (still tied for highest drafted player ever) • named '98 BIG EAST Pitcher of the Year • his 93 strikeouts shared for the conference league and were tied for second-most in school history at the time • selected in the 1st round of the 1992 Major League draft, by Houston with the 17th overall pick.


LIDGE'S CAREER NOTRE DAME STATISTICS

Year	G/GS	IP	H	R	ER	BB	K	WP	HB	AVG	W-L	SV	ERA
1996	7/0	11.2	8	7	7	11	10	3	2	.200	1-0	1	5.40
1997	8/7	37.2	41	36	26	22	40	5	6	.275	4-3	0	6.21
1998	16/15	80.1	72	41	37	39	93	2	9	.240	8-2	0	4.15
Career	31/22	129.2	121	84	70	72	143	10	17	.247	13-5	1	4.86





Outfielder/pitcher **Ennio Arboit** captained the 1937 Notre Dame baseball team while helping the Irish post a 38-12 record from 1936-38 (13-4 career record).



Bob Arnzen — one of three Notre Dame student-athletes ever named Academic All-America three times (as a basketball player) — led the '67 staff with a 2.34 ERA and 5-1 record.



Outfielder **Dan Bautch** ranks sixth in Notre Dame history with 68 stolen bases, including 29 (8th in Irish history) on an aggressive 1990 team that totaled 117 SBs.



Pitcher **Tom Bujnowski** ranks 10th in Irish history with 206 career strikeouts and is one of four since 1952 who have led the Irish staff in strikeouts three times (64 in 1952, 67 in '56 and 75 in '57).

A

No.	Name	Years	Pos.	Hometown/Previous Team	Ht./Wt.	Career Statistics
	*Abbatiello, Jimmy	1976-77	2B/1B	Long Island, NY/St. Dominic HS	5-11/175	172 AB, .238, 0 HR, 12 RBI
	Abrott, Bernard	1927	P	Berkeley, CA		
33	Adams, Ty	2010	OF	Indianapolis, IN/Brebeuf Jesuit	6-6/225	9 AB, .111, 0 HR, 0 RBI
	Alderman, Dallas	1904	P	Goshen, IN		5-2 record
23	Allen, Craig	1994-96	RHP	Franklin, KY/Franklin-Simpson HS	6-2/195	154.0 IP, 5.38 ERA, 9-5 (1), 76 K
1	*Allen, Tom	1989	OF/DH	Council Bluffs, IA/Dowling HS	5-8/160	63 AB, .254, 1 HR, 10 RBI
	Allison, William	1917	C/OF	Georgetown, TX	6-1/180	
26	Ambrey, Timothy	1981-82	C/1B	Cary, IL/Cary Grove HS	6-2/210	141 AB, .255, 1 HR, 19 RBI
12	Amrhein, Mike	1994-97	IF/OF/C	Oak Park, IL/Oak Park River Forest HS	6-2/200	745 AB, .361, 37 HR, 202 RBI
36	*Andres, Steve	2003-06	LF/DH/C	Napa, CA/Justin Siena HS	5-10/200	385 AB, .268, 17 HR, 86 RBI
	Andres, William	1916-18	C	Bridgeport, CT	5-10/175	
	Anson, George	1895	1B	Merrill, WI		
	Arboit, Ennio	1936-38	P/OF	Oglesby, IL/St. Bede's Academy	5-11/180	13-4 record
30	Arnzen, Bob	1967-69	RHP	Ft. Thomas, KY/St. Xavier HS	6-5/205	106.1 IP, 3.30 ERA, 6-3 (0), 75 K
	Antoine, Lawrence	1903-04	C	South Monauk, IL		
	Arnfield, Fremont	1911-12	OF	Elgin, IL		
12	Ashdown, Brayden	2007-10	OF	Tucson, AZ/Catalina Foothills HS	6-1/180	341 AB, .261, 7 HR, 39 RBI, 4 SB
	Askew, Haskell	1930-31	2B/SS	Oklahoma City, OK		
49	Axford, John	2002-03	RHP	Port Dover, ONT/Assumption College HS	6-5/180	144.2 IP, 4.28 ERA, 14-6 (0), 137 K
	*Bader, Bob	1977-78	OF	Lakewood, OH	5-11/175	157 AB, .197, 3 HR, 22 RBI
	Bader, Clarence	1918-19	P	Whiting, IN		
	Bahan, Leonard	1918-19	1B	Somerset, KY	5-9/160	
41	Balicki, Mike	1995-97	RHP	Santa Margarita, CA/Santa Margarita HS	6-2/195	90.2 IP, 4.57, 9-2 (2), 56 K
20	Barnes, Jeremy	2006-09	2B	Garland, TX/South Garland HS	5-10/190	856 AB, .305, 49 2B, 26 HR, 197 RBI
	Barrett, Jack	1944-46	P	Louisville, KY	6-0/160	13-10 record
2	Barrows, Joseph	1981	SS/2B	Wabash, IN/Wabash HS	5-9/160	54 AB, .222, 0 HR, 11 RBI
	Barry, Norm	1919-21	P	Chicago, IL/Fenwick HS	5-10/170	
	Bartish, Dave	1978-80	IF	Cincinnati, OH/St. Xavier HS	6-0/165	250 AB, .312, 1 HR, 42 RBI
28	Bartlett, Bob	1979-81	RHP	Shaker Heights, OH/Shaker Heights HS	5-10/170	
3	Bautch, Dan	1990-92	OF	Houston, TX/Stratford HS	5-11/165	422 AB, .284, 2 HR, 46 RBI, 68 SB
	*Beach, Joe	1934-35	LHP/OF	New Orleans, LA/Holy Cross HS	5-11/175	5-1 record
	Becker, Alphonse	1899	OF	Adrian, MN		
	Behe, Francis	1939	OF	Altoona, PA		
14	Bentley, Bob	1965-67	RHP	Clinton, IA/St. Mary's HS	6-3/190	75.1 IP, 5.38 ERA, 3-8, 68 K
	Berger, Alvin	1912-14	P	Howe, IN	6-0/170	7-7 record
	Bergman, Alfred	1914-15	SS/OF/P	Peru, IN/Peru HS	5-7/155	
	Bergman, Joseph	1923	OF/P	Peru, IN/Peru HS	5-8/170	
	Bertelli, Angelo	1943	C/1B	West Springfield, MA/Cathedral HS	6-1/170	
24	Bertucci, Rico	2004	RHP	Belleville, IL/St. Louis University HS	6-0/170	14.1 IP, 1.88 ERA, 1-0, 11 K
	Besser, Paul	1955	RHP	Buffalo, NY/Neumann HS	6-3/200	21.2 IP, 0-1, 17 K
	Besten, Elmer	1925-27	P/OF	Davenport, IA		11-14 record
33	Bickford, Scott	2005	LHP	Owings, MD/Northern HS	6-5/170	40.0 IP, 4.28 ERA, 4-1 (1), 37 K
8	Billmaier, Kris	2000-03	OF	Woodinville, WA/Woodinville HS	5-10/205	731 AB, .271, 15 HR, 140 RBI
13	*Binkiewicz, Joe	1989-92	1B/LHP	Wintersville, OH/Wintersville HS	6-4/225	671 AB, .334, 33 HR, 176 RBI; 49.1 IP, 3.10 ERA, 6-1 (0), 27 K
11	Birk, Robby	1992-94	UTIL	Louisville, KY/St. Xavier HS	6-0/165	204 AB, .250, 2 HR, 40 RBI
	Blievernich, Jerome	1920-22	C	Elmhurst, IL		
12	Blythe, Thomas	1964-66	SS	Koppel, PA	5-10/165	340 AB, .241, 7 HR, 53 RBI
	Bobinski, Mike	1978-79	RHP	Yaphank, NY/Longwood HS	6-0/180	76.1 IP, 4.24 ERA, 4-8 (0), 45 K
	*Bobowski, Stan	1975, '77	CF	Arlington Hts., IL/St. Viator HS	6-0/185	228 AB, .259, 4 HR, 33 RBI
9	#Bok, Matt	2000-02	DH/OF/C	Akron, OH/Walsh Jesuit HS/Georgetown	5-10/190	462 AB, .290, 6 HR, 85 RBI
	Boland, James	1918	P	Lansing, MI		0-1 record
	Boland, Tom	1949-51	C	Columbus, OH/Aquinas HS	6-4/200	165 AB, .291, 0 HR, 26 RBI
	Bonham, Edwin	1906-08	OF	Painted Post, NY		
17	Boockford, Billy	2007-10	OF	Glen Ellyn, IL/Glenbard West HS	6-1/195	290 AB, .276, 13 2B, 3 HR, 51 RBI
	*Borowski, Chuck	1936-38	OF	South Bend, IN/Central HS		
	Bothwick, Thomas	1909	OF	Joliet, IL		
	Boyle, Hugh	1907	IF	Darlington, WI		
12	Braddock, John	1937-38	2B	Washington, DC	6-1/200	577 AB, .317, 18 HR, 129 RBI
27	Bransfield, Matt	2003-06	OF/DH/C	Englewood, CO/Cherry Creek HS	6-0/190	101 AB, .347, 1 HR, 30 RBI
	Braun, Roger	1953	LF	Athens, WI		
	Bray, James	1928-29	2B/OF	Kansas City, MO/St. Peter's Prep	5-11/165	
17	Brennan, Michael	1960-61	LHP	Rensselaer, NY	6-1/185	30 AB, .133, 0 HR, 2 RBI
24	Bretting, Henry	1956	RHP	Ashland, WI	6-2/175	12.2 IP, 2-1, 8 K
7	*Brezovsky, Ross	2005-08	IF/OF	Naples, FL/Collier HS	5-9/180	788 AB, .289, 11 HR, 130 RBI
5	#Brock, J.J.	1995-98	IF	Colorado Springs, CO/Air Academy HS	5-11/175	860 AB, .316, 21 HR, 174 RBI
	Broemell, Robert "Bo"	1959	RF	Quincy, IL/Notre Dame HS	6-2/180	35 AB, .314, 0 HR, 6 RBI
	Brogan, John	1906-08	3B	Thedalles, OR		
1	Brooks, Randall	1995-97	2B/CF	Hazel Crest, IL/Hillcrest HS	5-11/180	640 AB, .364, 9 HR, 121 RBI
	Browne, Robert	1895-97, '99	IF/C	Blencoe, IA		
16	Brutvan, Bill	1960-62	CF	Johnson City, NY	5-11/185	224 AB, .295, 5 HR, 32 RBI
39	Buchmeier, Matt	1999-2002	RHP	Greenwood, IN/Roncalli HS	6-0/195	120.1 IP, 4.64 ERA, 5-3 (5), 147 K
11	Bujnowski, Tom	1952, '56-'57	RHP	Bayonne, NJ/St. Benedict's Prep	5-11/170	207 K thrown; 132 AB, .197
	Bunker, Richard	1955	LHP	Norwood, MA		51.0 IP, 3-4, 60 K
	Burke, Bill	1909	LHP	Worcester, PA	5-10/165	5-2 record
	Burke, Ernest	1915	1B/OF	Indianapolis, IN		
	Burns, Raymond	1905	P	Pittsburgh, PA		2-4 record
12	*Bushey, Andrew	1999-2002	3B/C	Boardman, OH/Cardinal Mooney HS	5-10/190	777 AB, .304, 11 HR, 135 RBI


Note: Jersey number, position, ht. and wt. based on final media guide listings. Only years in which player lettered are listed (stats reflect entire career). Stats refer to at bats, batting avg., home runs and runs batted in for offensive players and innings, earned run avg., win-loss record (saves) and strikeouts for pitchers. Current players in bold. Asterisks (*) indicate lefthanded hitters, pound sign (#) switch-hitters. Some data incomplete/unavailable. Please forward additions/corrections to ND Media Relations Office.



All-Time Roster



Frank Carpin set the Irish record for strikeouts in a game (19) en route to a then-ND record 102 strikeouts in the 1958 season.



Tom Caruso did not strike out during the entire 1979 season (87 at bats), as a member of a Notre Dame offense that totaled just 111 strikeouts in that entire season.



John Corbin ('97-'00) set the Notre Dame records for saves in a season (11, now 4th) and saves in a career (20, now 1-2nd).




Tom Cuggino ('66-'68) ended his career ranked fourth on the Notre Dame career ERA list (2.93).

C

No.	Name	Years	Pos.	Hometown/Previous Team	Ht./Wt.	Career Statistics
	Callahan, Edward	1894	RF	Omaha, NE		
	Callahan, Thomas	1941	OF	Stamford, CT		
3	*Cameron, Jim	1982	OF	Spring Lake, MI/Grand Haven HS	5-9/160	95 AB, .242, 1 HR, 19 RBI
	Campagna, Joseph	1941	3B	Berwyn, IL		
	Campbell, Arthur	1895	OF	San Francisco, CA		
	Campbell, Jack	1947-49	LHP	Lowell, MA	6-1/175	10-7 record
	Campbell, Michael R.	1895-96	C	Tillahama, TN		
30	Capozzi, Angelo	1954	LHP	Syracuse, NY		48.0 IP, 4-2, 31 K
14	Carideo, Jim	1955-57	SS	Mt. Vernon, NY/A.B. Davis HS	5-7/165	236 AB, .254, 0 HR, 31 RBI
	Carlin, Jim	1942-43	3B	Trenton, NJ/Trenton Catholic HS	5-10/150	
13	Carlin, Mike	1998-2001	RHP	Manhattan, KS/Manhattan HS	6-5/215	34.2 IP, 5.19 ERA, 1-1, 19 K
	Carlin, Tom	1943	2B	Trenton, NJ/Trenton Catholic HS	5-11/175	
29	Carlson, Garret	1995	P	Spokane, WA/North Central HS	6-1/192	34 IP, 7.68 ERA, 0-1, 31 K
	Carmody, Arthur	1912	OF	Shreveport, LA		
	Carmody, Francis	1915	2B	Shreveport, LA		
	Carney, Mark	1977	LHP	Elmhurst, IL	6-3/180	27.0 IP, 5.00 ERA, 2-2 (0), 18 K
14	*Carpin, Frank	1958	LHP/OF	Richmond, VA/Benedictine HS	5-10/170	72.2 IP, 3.22 ERA, 6-2, 102 K
	Carson, James	1937	1B	Indianapolis, IN/Cathedral HS	5-9/165	
31	Carretta, John	1958-60	1B	Arlington, VA	6-3/205	257 AB, .276, 5 HR, 62 RBI
	Cartier, Dezera	1892	2B	Ludington, MI		
	Caruso, Thomas	1978-79	IF	Kenmore, NY/Kenmore West HS	5-10/170	203 AB, .271, 1 HR, 17 RBI
44	Casey, David	2009-10	1B	Whitefish Bay, WI/Whitefish Bay HS	6-4/235	186 AB, .280, 11 2B, 3 HR, 38 RBI
	Castner, Paul	1921-23	LHP/OF	St. Paul, MN/St. Thomas Military Acad.	5-11/187	14-7 record
21	Cavey, Scott	1997-2000	RHP	Omaha, NE/Creighton Prep	6-5/200	165.0 IP, 4.20 ERA, 15-4, 138 K
20	Celmer, Dave	1966-68	LHP	Rochester, NY	6-3/180	113.2 IP, 3.40 ERA, 9-4, 114 K
	Centilevre, Carl	1908	OF	Fort Wayne, IN		
39	Chenail, Kevin	1985-88	RHP	North Adams, MA/Drury HS	6-4/200	211.0 IP, 4.48, 13-13 (1), 96 K
	Chlebeck, Andrew	1940-42	OF	St. Paul, MN/St. Thomas Military Academy	6-0/190	
10	*Chryst, Rick	1981-83	OF/IF	Plateville, WI/Madison Edgewood HS	6-0/165	421 AB, .318, 8 HR, 66 RBI
	Cianchetti, Robert	1944	2B/C	Brooklyn, NY/Lafayette HS	5-7/140	
	Ciszczon, Frank	1944	2B	East Chicago, IN/Cathedral Central HS	6-0/165	
23	*Clark, David	1983-85	C	Mitchellville, MD/DeMatha HS	6-2/185	333 AB, .231, 5 HR, 61 RBI
	Cleary, Bob	1977	3B	Birmingham, MI/Brother Rice HS	5-8/145	140 AB, .207, 0 HR, 11 RBI
6	*Clemens, Peter	1974	CF	Tell City, IN/Tell City HS	5-10/165	91 AB, .264, 2 HR, 11 RBI
14	Clementz, Mark	1982-84	LHP	Elkhart, IN/Elkhart Central HS	6-0/170	179.0 IP, 2.97, 14-9 (3), 106 K
17	Clevenger, Kasey	1993	OF	Marion, IN/Marion HS	5-11/186	11 AB, .000, 0 HR, 0 RBI
	Coccitti, Tom	1948	C	Rochester, NY	5-5/190	
27	Coffey, Mike	1988-90	RHP	West Sand Lake, NY/Christian Brothers Acad.	6-3/195	158.0 IP, 4.50, 16-5 (12), 109 K
18	Coleman, Patrick	1973-75	3B	Anoka, MN/Benilde HS	5-11/180	228 AB, .329, 0 HR, 36 RBI
	*Colloton, Dick	1952-54	2B	Mason City, IA/St. Joseph HS	5-11/160	277 AB, .300, 2 HR, 34 RBI
	Colrick, John	1927-29	1B	Newark, NJ/St. Benedict's Prep	6-2/190	
	Combe, Joseph	1892	LF	Brownsville, TX		
26	Combs, Arthur	1972	RHP	Yorktown Hts, NY	6-0/175	8 IP, 9.00 ERA, 0-1 (0), 3 K
22	Conlin, Thomas	1982-84	RHP	Mt. Prospect, IL/John Hersey HS	6-0/170	98.0 IP, 4.41 ERA, 8-8 (4), 65 K
	Connelly, Eugene	1909-11	3B	Malden, MA		
	Connors, Benny	1919-20	OF	Chicago, IL		
10	Connolly, Ryan	2007, '09	LF	Binghamton, NY/Binghamton HS	5-11/190	353 AB, .300, 28 2B, 3 3B, 15 HR, 67 RBI
30	Connors, John	1957	RHP	LaGrange, IL	6-1/185	22.2 IP, 4.37 ERA, 2-4, 25 K
18	Conroy, Tom	1982	LHP	Staten Island, NY/Farrell HS	6-2/190	9.1 IP, 4.82 ERA, 0-0 (0), 8 K
24	Conway, Brian	1989	LHP	Indianapolis, IN/Indianapolis Cathedral HS	6-2/185	71.1 IP, 5.55 ERA, 5-4 (0), 31 K
	Cook, Arthur	1905	C	Brooklyn, NY		
14	#Cooke, Ben	1998-2001	IF/OF	Bay Village, OH/St. Ignatius HS	5-9/175	421 AB, .274, 1 HR, 39 RBI
	*Cooper, Alan	1962-63	RHP/IF	Buffalo, NY/Canisius HS	5-9/155	63 IP, 3.86 ERA, 4-3, 58 K; 51 AB, .235, 0 HR, 4 RBI
9	Cooper, Craig	2003-06	OF/1B	Plaineview, NY/Chaminade HS	6-1/210	734 AB, .361, 26 HR, 162 RBI
24	Corbin, John	1998-2000	RHP	Hollywood, FL/Hollywood Hills HS	6-3/200	114.1 IP, 4.64 ERA, 13-7 (20), 112 K
	Corcoran, Charles	1915-16	2B	Joliet, IL		
	Corcoran, James	1938	OF	Washington, D.C.		
	*Corrao, Andy	1954	OF	Milwaukee, WI/Lincoln HS	5-11/155	50 AB, .200, 0 HR, 3 RBI
6	#Coss, Mike	1988-91	SS	Bridgeport, OH/Linsly HS	5-10/190	687 AB, .268, 5 HR, 104 RBI
29	Costa, Donald	1959	LF	Ellwood City, PA	5-11/200	48 AB, .229, 0 HR, 7 RBI
	Costello, Albert	1933-35	OF	Akron, OH/North HS		
13	*Costigan, Dave	1951-53	3B/OF	Bloomington, IL/Trinity HS	5-10/161	187 AB, .246, 0 HR, 17 RBI
19	#Counsell, Craig	1989-92	3B/SS	Whitefish Bay, WI/Whitefish Bay HS	6-0/177	768 AB, .306, 18 HR, 166 RBI
23	*Counsell, John	1962-64	RF	Oconomowoc, WI/Oconomowoc HS	5-11/180	272 AB, .290, 6 HR, 44 RBI
	Crane, Hubert	1939-40	OF/2B	North Hampton, MA		
	Creevey, John	1943/47-48	OF/RHP	Clawson, MI/Clawson HS	6-2/215	4-4 record
	Crimmins, Bernard	1940-42	C	Louisville, KY/St. Xavier HS	5-11/185	
	Crimmins, Charles	1941	IF	Watertown, NY		
17	Cross, James	1983, '85-'86	RHP	Royal Oak, MI/Shrine HS	6-0/185	129.1 IP, 5.50 ERA, 6-12 (3), 50 K
	Crowley, Francis	1924-26	3B/OF	Chicago, IL		
25	Cuggino, Tom	1966-68	RHP	Bronx, NY/Mount St. Michael HS	6-4/210	156.2 IP, 2.93 ERA, 10-7, 127 K




Leftlander **Pat Davis** ('98) now is a baseball coach at Texas Military Institute while his father Ben has coordinated the Irish Baseball Classic in San Antonio.



First baseman **Craig DeSensi** ('92-'95) played in 200 career games, becoming the eighth ND player to reach that milestone (he also had a .313 career batting average).



Leftlander **Phil Donnelly** led the 1962 staff with a 1.27 ERA (2.64 career), with those respective marks currently fourth and seventh in the Notre Dame record book.



Shortstop **Paul Failla**, who earned all-NCAA East Regional honors on a 1994 team that went 46-16, also served as a backup quarterback with the Irish football team.

D

E
F

No.	Name	Years	Pos.	Hometown/Previous Team	Ht./Wt.	Career Statistics
	Cummings, Leo	1931-32	1B/OF	Seattle, WA		
	Cunha, Daniel	1933-35	SS	St. Petersburg, FL		
	Cunningham, John	1950-51	OF/3B	East St. Louis, IL	5-11/180	138 AB, .217, 1 HR, 17 RBI
	Curtin, Egbert	1923	C	Farnamus, MA		
	Curtis, Harry	1907	C	Newbury Port, MA	5-10/170	
26	Cusack, James	1955-57	1B	Peoria, IL/Spalding Institute	6-1/185	263 AB, .308, 3 HR, 43 RBI
	Cutshaw, George	1908	2B	Newburyport, MA	5-9/160	
	Dalton, James	1954	LHP	Minneapolis, MN	5-11/160	39.0 IP, 1-3, 16 K
	Daly, Charles	1900	2B	Patterson, NJ	5-7/140	
	Daly, Michael	1896-98	OF	New Brunswick, NJ		
22	Danapilis, Eric	1990-93	RF/RHP	St. Joseph, MI/St. Joseph HS	6-2/220	729 AB, .405, 29 HR, 221 RBI; 23 IP, 5.87 ERA, 2-1 (3), 17 K
22	Danieli, Evan	2008-09	RHP	East Hanover, NJ/Seton Hall Prep	6-7/230	30.1 IP, 5.64 ERA, 0-1 (0), 24 K
	Daniels, Bert	1908-09	1B	Joliet, IL	5-9/180	
	Darwin, Oscar	1917	P	Minocque, WI		
30	Davis, Pat	1996, '98	LHP	San Antonio, TX/Texas Military Inst.	6-4/225	34.1 IP, 6.03 ERA, 0-0 (0), 31 K
	Dawes, Joseph	1925	P	Ft. Leavenworth, KS		1-1 record
	*Deasey, John	1982-83	IF/OF	Edina, MN/Edina West	6-0/175	53 AB, .170, 0 HR, 8 RBI
23	Deasey, Michael	1978-81	RHP	Edina, MN/Edina West	6-3/195	186.2 IP, 3.86 ERA, 19-7 (0), 96 K
19	Dee, Jim	1982-84	3B/IF	Chicago Heights, IL/Marian Catholic	5-9/175	89 AB, .236, 1 HR, 19 RBI
	DeFacci, Dave	1975-78	C/OF	Richton Park, IL/Rice Central HS	5-10/170	
50	DeGraff, Marty	1993-94	RHP	South Bend, IN/St. Joseph's HS	6-3/205	53.1 IP, 4.39 ERA, 9-1, 41 K
13	DeSensi, Craig	1992-95	1B/3B	Louisville, KY/Trinity HS	6-0/192	546 AB, .313, 18 HR, 132 RBI
35	DeSico, Frank	2010	2B	Cleveland, OH/St. Ignatius HS	5-10/185	189 AB, .333, 6 2B, 1 HR, 25 RBI, 4 SB
	DeSilva, Mark	1981	C	Greenlawn, NY/John Glenn HS	6-1/185	1 AB, .000, 0 HR, 0 RBI
	Dilley, James	1930	P	Newark, NJ		4-2 record
20	Dingle, Phil	1982-83	C/OF	Tampa, FL/Jesuit HS	6-0/180	204 AB, .240, 3 HR, 33 RBI
	Doar, James	1903	C	Cumberland, WI	5-11/185	
	Dobosh, Joseph	1984-85	RHP	Brookfield, OH/Brookfield HS	6-6/220	135.0 IP, 6.20 ERA, 5-14 (3), 75 K
	Doemel, Dave	1975	C	Cohoes, NY/Christian Brothers HS	5-11/168	25 AB, .280, 0 HR, 4 RBI
	Dohan, Joseph	1902	P	Cincinnati, OH		4-2 record
47	Doherty, Ryan	2003-05	RHP	Toms River, NJ/Toms River East HS	7-1/220	98.1 IP, 2.84 ERA, 8-4 (20), 134 K
	Dolan, William	1912-13	OF	St. Louis, MO		
	Donahue, Matthew	1898-1901	CF	Wilmington, IL		
11	Donnelly, Phil	1961-62	LHP	Albany, NY	5-9/195	112.2 IP, 2.64 ERA, 8-5, 67 K
	Donohoe, Edward	1928		Cincinnati, OH		
	Donovan, William	1920		Chicago, IL		
4	Dorning, Michael	1983-85	C	Claremont, CA/LaVerne Damien HS	5-9/150	287 AB, .275, 2 HR, 38 RBI
	Doyle, Lawrence	1937-39	1B	Morristown, NJ		
26	Doyle, Mick	2008-10	INF	LaGrange Park, IL/Benet Academy	6-1/200	384 AB, .279, 27 2B, 8 HR, 59 RBI, 5 SB
9	Drevline, J. P.	1999	C	Arlington Heights, IL/John Hersey HS	5-11/190	35 AB, .229, 0 HR, 4 RBI
	Drewes, Henry	1900		Des Plaines, IL		4-0 record
6	*Dressman, Danny	2004-07	OF	San Jose, CA/Archbishop Mitty HS	5-8/180	566 AB, .299, 0 HR, 90 RBI
	DuBois, Leo	1917		Oklahoma		
	Dubuc, Jean	1907-08	P/OF	Waterbury, CT	5-10/185	13-2 record
	Dudley, Ambrose "Bud"	1942	P	Philadelphia, PA/St. Joseph Prep	5-10/185	
5	Duff, Drew	1999-2002	RHP	Sevierville, TN/Sevier County HS	5-11/190	135.1 IP, 5.65 ERA, 12-4 (3), 114 K
12	*Duffy, Gene	1957-59	CF	Davenport, IA/St. Ambrose HS	5-6/155	290 AB, .338, 8 HR, 56 RBI
	Duggan, Edward	1913-15	OF	Greenwood, IN	6-0/195	
	Duggan, James	1901	OF	Crestin, IA		
	Dunn, Louis	1933-35	1B	Springfield, MA		
	Dunne, Bert	1924-25	OF	San Francisco, CA		
6	Dupra, Brian	2008-10	RHP	Rochester, NY/Greece Athena HS	6-3/200	211.0 IP, 6.40 ERA, 13-13 (1), 131 K
	*Durkin, Harry	1951-52	SS/3B	Newark, NJ	5-10/165	175 AB, .269, 5 HR, 33 RBI
44	#Dury, Mike	2004-07	LHP/1B	Indianapolis, IN/Bishop Chatard HS	6-5/240	81.2 IP, 2.20 ERA, 6-1 (3), 53 K; 270 AB, .237, 13 HR, 52 RBI
17	Ebert, John	1982	LHP	Dallas, TX/Marion (OH) Catholic HS	6-3/175	35.0 IP, 6.43 ERA, 3-2 (0), 21 K
	Edgren, Paul	1916-17	P	South Bend, IN		11-4 record
14	Edwards, Matt	2002-05	3B/1B	Mechanicsville, VA/Lee-Davis HS	6-2/195	708 AB, .345, 34 HR, 195 RBI
28	*Eich, Richard	1970-72	LHP	Little Falls, MN	6-3/190	
15	Eilers, Pat	1989	OF	St. Paul, MN/St. Thomas HS	5-11/198	75 AB, .307, 0 HR, 11 RBI
24	*Elam, Sam	2006-07, '09	LHP	Mesquite, TX/Poteet HS	6-3/220	76.1 IP, 4.83 ERA, 1-3 (1), 84 K
	Ellis, Rex	1938-40	P	Greens Fork, IN/Greens Fork HS	6-3/185	7-7 record
	Elward, Allen	1915-16	OF	Lawrence, MA		
5	#Failla, Paul	1992-94	SS/3B	Sewickley, PA/North Allegheny HS	6-2/195	610 AB, .303, 7 HR, 106 RBI
	Falvey, Richard	1921-23	P	Winamac, IN		17-10 record
25	Fanning, Kevin	1974	RHP	Milton, MA/Milton HS	6-4/230	57.2 IP, 3.75 ERA, 3-7 (0), 29 K
	Farabaugh, Gallitzen	1906-07	1B	Loretto, PA		
	Farley, John	1899-1902	OF	Patterson, NJ	5-9/160	
	Farrell, Charles	1939-41		Oklmugee, OK		
4	Farrell, Dick	1952-53	C	Bronx, NY/Mount Saint Michael HS	5-9/170	40 AB, .150, 0 HR, 3 RBI
	Farrell, Simon	1911-14	1B	Joliet, IL		
	Farrell, Thomas	1924-25	OF	East Orange, NJ	5-11/165	
	Feehery, Edward	1927-28	P/OF	Chicago, IL		
16	*Felker, Jeff	1997-2000	1B/OF	Ellicott City, MD/Mount St. Joseph HS	6-5/190	792 AB, .311, 23 HR, 155 RBI
	Fenzel, Jerry	1970-71	RHP	Baltimore, MD	5-10/170	20.2 IP, 8.71 ERA, 2-3 (0), 14 K
	*Ferryman, Jean	1951	OF/LHP	Omaha, NE/Creighton Prep	6-0/185	33 AB, .303, 0 HR, 2 RBI
5	Fiascki, Frank	1976-77	IF	Mountaintop, PA/Bishop O'Reilly HS	5-11/170	254 AB, .343, 1 HR, 36 RBI

All-Time Roster



Nick Furlong — a fifth-round pick of the Cincinnati Reds — still ranks sixth in Notre Dame history for season ERA (1.50).



Jack Gentempo hit .383 with wood bats in 1960, ranking at that time as the third-best season batting average in Notre Dame history (now 29th).



Norwood Gibson closed the 19th century by posting a 20-9 record (1896-1900), a pair of no-hitters and 28 complete games (still the Notre Dame career record).



Jim Gillis served as a first baseman and outfielder from 1949-51 and was a member of the first Irish baseball team to advance to the NCAA's ('49).

G

No.	Name	Years	Pos.	Hometown/Previous Team	Ht./Wt.	Career Statistics
21	Finnegan, Frank	1958-60	RF	Peoria, IL	6-0/185	
	Fischer, Bob	1941-42	P	Wauwatosa, WI		3-6 record
	Fish, James	1911	C	Boston, MA		
17	Fitz, Robert	1987	RHP	Lexington, KY/Henry Clay HS	6-2/160	35.1 IP, 6.11 ERA, 2-1 (0), 16 K
	Fitzgerald, William	1920-21	1B/3B	Chicago, IL		
	Fitzgibbon, James	1892	1B	Newark, OH		
12	Fitzmaurice, Shaun	1963-64	OF	Wellesley, MA	5-10/170	248 AB, .355, 9 HR, 55 RBI
4	*Flanagan, John	1988	OF	Chicago, IL/St. Rita HS	5-8/160	33 AB, .061, 0 HR, 2 RBI
	Flannigan, John	1894	1B	Minneapolis, MN		
	Fleet, William	1901	P	North Anderson, IN		
	Fleming, Charles	1897-1900	LF	Detroit, MI		1-0 record
23	Flynn, Chris	1987	C	Bayonne, NJ/Marist HS	6-2/215	353 AB, .292, 17 HR, 83 RBI
	Foley, Charles	1921-22	P	Burns, OR		2-2 record
	Foley, Dani	1923	2B	Ft. Leavenworth, KS		
	Foley, James	1910	SS	Milford, MA		
	Follen, Peter	1897-1900	OF	Lafayette, IN		
	Francis, Harry	1929		Ardmore, PA		
	Fromhart, Wally	1934-35	3B	Moundsville, WV/Moundsville HS	5-11/185	
4	*Frye, Todd	1997-98	IF	Aledo, IL/Aledo HS	5-11/170	322 AB, .273, 0 HR, 33 RBI
7	Fuentes, Javier	1994	IF	Austin, TX/Travis HS	6-1/175	40 AB, .375, 0 HR, 7 RBI
	Funke, Arthur	1895	P	Denver, CO		0-1 record
17	Furlong, Nick	1968-69	RHP	Pelham, NY/Iona Prep	6-1/200	96.1 IP, 3.36, 6-6, 98 RBI
	Gaberik, Dick	1952-54	C	Berwyn, IL	5-11/150	161 AB, .255, 0 HR, 20 RBI
	Gage, Roy	1902	2B	North Branch, MI		
46	Gagne, J.P.	2000-03	RHP	Bloomington, MN/Cretin-Derham Hall HS	6-0/205	298 IP, 3.90 ERA, 25-16 (19), 205 K
6	Galloway, Mike	1975-77	OF	Cocoa Beach, FL/Cocoa Beach HS	6-0/170	320 AB, .316, 1 HR, 52 RBI
	Garofalo, Emil	1948-49	OF	Fairfield, CT	6-0/170	
	Garvey, Arthur	1921	C/OF	Holyoke, MA	6-1/215	
11	*Gaston, Sean	2004-06, '08	C	Brownsburg, IN/Brownsburg HS	6-0/195	551 AB, .301, 2 HR, 96 RBI
	Gaul, Frank	1934-36	C	Waterville, ME/Waterville HS	5-10/165	
15	Gazdayka, Walt	1966	1B	Fairlawn, NJ	6-0/165	66 AB, .163, 8 HR, 16 RBI
	Gehring, Joe	1946		Gretna, LA		
23	Geneser, Joe	1958	SS	Granger, IA/Assumption HS	6-0/165	97 AB, .299, 0 HR, 14 RBI
32	Gentempo, Jack	1959-61	IF	Union, NJ	5-10/175	273 AB, .319, 0 HR, 36 RBI
	Geoghegan, Marty	1903-04	IF	Lockport, NY		
	Ghigliotti, Edward	1943	2B	Staten Island, NY		
15	Giarrantano, Bob	1957	RF	Great Neck, NY/Great Neck HS	5-11/165	69 AB, .290, 1 HR, 11 RBI
	Gibbons, Brian	1984	C	South Bend, IN	6-0/200	33 AB, .242, 1 R, 8 H, 3 RBI
12	*Gibbons, Jim	1952-53	RHP/OF	Chicago, IL/Mt. Carmel HS	6-2/180	104.1 IP, 7-7, 65 K, .150, 9 RBI
	Gibson, Norwood	1896-1900	RHP/2B	Peoria, IL	5-10/180	20-9 record
	*Gieldin, Richard	1949-50	1B	Trenton, NJ	6-2/190	189 AB, .328, 2 HR, 16 RBI
21	Gieselman, Jim	1969	LF	New Orleans, LA		49 AB, .204, 2 HR, 8 RBI
	*Gillhooley, Frank	1944-46	CF	Toledo, OH/Central Catholic HS	6-0/175	
	*Gillis, Jim	1949-51	1B/OF	Huntington Beach, CA/Huntington Beach Union		6-0/180 186 AB, .258, 0 HR, 15 RBI
	Gillon, Charles	1892	SS	Milford, MA		
	Gleeson, John	1986	RHP	Bronx, NY/Cardinal Spellman HS	6-2/190	38.1 IP, 6.34 ERA, 3-2 (5), 20 K
21	Gleichowski, Justin	1995	RHP	Clearwater, FL/Countryside HS	5-8/160	22.0 IP, 3.68 ERA, 2-1 (7), 7 K
21	Goetz, Jerry	1968	IF	Shaker Heights, OH/Shaker Heights HS	6-3/185	57 AB, .333, 2 HR, 21 RBI
33	Golom, Ed	1999	IF/OF	Lockport, IL/Providence Catholic HS	5-9/175	53 AB, .284, 1 HR, 2 RBI
	Goncher, John	1936-37	P	Waterville, ME		7-3 record
23	Gonring, Mark	1964-66	OF	West Bend, WI	5-10/160	282 AB, .252, 2 HR, 26 RBI
26	Gonski, Richard	1962-64	SS	Chicago, IL/DeLaSalle HS	6-0/195	320 AB, .353, 12 HR, 57 RBI
24	Goodman, Ronald	1974	OF	Mt. Sinai, NY/Port Jefferson HS	6-0/195	75 AB, .240, 1 HR, 10 RBI
	Gore, Fredrick	1942	SS/2B	Fort Lauderdale, FL		
21	Graffy, Brett	2006-07	RHP	Homer Glen, IL/Joliet Catholic Academy	6-1/195	75.1 IP, 5.14, 6-2 (0), 45 K
33	Graney, Mike	1959	OF	Chesterton, IN/Bishop Noll HS	6-5/225	39 AB, .359, 0 HR, 5 RBI
	Granfield, Bill	1911-13	3B	Springfield, MA		
	Grant, Matthew	1943	LF	Freeport, IL		
	Gray, Wilbur	1912-14	C	Calumet, MI		
9	*Greene, Allen	1996-98	OF	Seattle, WA/Bishop O'Dea HS	6-1/190	511 AB, .327, 15 HR, 113 RBI
	Greenwell, Rick	1977	3B/2B	New Haven, KY/Bishop David HS	5-11/160	31 AB, .226, 0 HR, 7 RBI
	Grieve, Don	1949-50	OF	Yonkers, NY	5-9/160	96 AB, .219, 11 RBI (no HR, RBI, for '49)
	Griffin, Gerald	1929		Morristown, NJ		
13	Grogan, Brennan	2003	OF	Tequesta, FL/Benjamin HS	6-2/175	215 AB, .298, 1 HR, 32 RBI
8	Grosso, Matt	2009-10	OF	Marlborough, CT/RHAM HS/Maine/UConn	5-10/175	71 AB, 1 2B, 2 HR, 7 RBI
29	*Gruener, David	2006	LHP	Gig Harbor, WA/Life Christian Academy	6-2/195	41.2 IP, 5.62, 1-2 (1), 28 K
	Guilfoile, Tom	1986	1B/3B	Cooperstown, NY/Cooperstown Central HS	5-11/170	89 AB, .247, 1 HR, 15 RBI
	Guppy, Raymond	1912	C	Rochester, NY		
8	*Haas, Matt	1991-94	C/3B	Puducach, KY/St. Mary's HS	6-1/175	503 AB, .330, 12 HR, 119 RBI
22	Hagan, Daniel	1959-61	OF/3B	Mexico, MO	6-2/180	315 AB, .292, 8 HR, 49 RBI
	Hamilton, Donald	1909-10	OF	Columbus, OH		
24	Hammett, John	1955	RHP	Rocky River, OH/St. Ignatius HS	6-0/180	56.0 IP, 2-4, 28 K
	Handrich, Tim	1979-80	RHP	Kimberly, WI/Kimberly HS	6-3/200	40.0 IP, 4.50 ERA, 4-0 (2), 18 K




Bill Heyl (1909-11) posted an .818 career winning pct. (18-4) and 20 complete games, still good for sixth (respectively) in the Notre Dame record book.



Outfielder **Paul Horan**, who helped Notre Dame reach the 1971 NCAs, hit a team-high three home runs in 1972 and posted a .300 career batting average.



Former Notre Dame career home run leader **Frank Jacobs** (37) caught a touchdown pass in the 1989 Fiesta Bowl, as a tight end on the national-title football team.



Tim Kalita (1997-99), who was drafted in the seventh round of the '99 draft by the Detroit Tigers, ranks ninth all-time in school history with 214 career strikeouts.

H

No.	Name	Years	Pos.	Hometown/Previous Team	Ht./Wt.	Career Statistics
30	Hannan, Jim	1958-59	RHP	Jersey City, NJ/St. Peter's Prep	6-2/195	80.1 IP, 4.93 ERA, 7-4, 65 K
	Hannin, Michael	1892	RF	Toledo, OH		
5	Hansen, Tom	1972-74	3B	Erie, PA/Cathedral Prep	6-2/180	269 AB, .290, 7 HR, 44 RBI
29	Hanson, Dave	1961-63	LF	Saco, ME	6-0/180	267 AB, .277, 3 HR, 39 RBI
34	*Hardy, Kevin	1965, '67	OF	Oakland, CA/St. Elizabeth's HS	6-6/270	176 AB, .330, 2 HR, 32 RBI
30	Harford, Will	2009-10	INF/C	Chicago, IL/Kent School (CT)	6-0/180	17 AB, .059, 0 HR, 0 RBI
	Hargrave, Bob	1940	RF	Evansville, IN/Reitz Memorial HS	5-10/180	
45	Harmon, Michael	1986-88	LHP	Indianapolis, IN/Bishop Silas Chatard HS	5-10/175	132.0 IP, 4.70 ERA, 10-9 (6), 59 K
	Harrington, Daniel	1984	IF	Braintree, MA	6-0/170	29 AB, .172, 8 R, 5 H, 3 RBI
	Harsha, Terry	1965	C/OF	Van Nuys, CA	5-11/155	25 AB, .320, 0 HR, 3 RBI
	Hart, Tom	1929	OF	Dunkirk, IN		
56	#Hartwell, Edwin	1990-93	DH/OF	Ft. Worth, TX/Country Day HS	6-0/200	404 AB, .354, 18 HR, 100 RBI
15	*Hartvigson, Chad	1990	LHP	Kirkland, WA/Juanita HS	6-3/180	12.2 IP, 7.11 ERA, 1-0 (0), 8 K
	Hassett, Bill	1945-46	SS	New York, NY/La Salle Academy	5-10/180	
22	Heilman, Aaron	1998-2001	RHP	Logansport, IN/Logansport HS	6-5/225	393.2 IP, 1.49 ERA, 43-7 (12), 425 K
	Hemp, Charles	1902	3B	St. Louis, MO		
31	Henebry, Gregg	1994-'97	LHP	Clinton, MA/Clinton HS	5-11/200	168.2 IP, 4.48 ERA, 16-6 (0), 97 K
	Hengel, Edward	1941	OF	Pierre, SD		
	Hesse, John	1896	IF	Ft. Madison, IA		
	Heyl, Bill	1909-11	RHP	Pittsburgh, PA		18-4 record
	Hickey, John	1943	1B	South Bend, IN/Central HS		
	Higgins, William	1902-03	P	Boston, MA		11-4 record
	Hilbrich, John	1950	RHP	Griffith, IN	6-2/175	37.1 IP, 1-3, 23 K
	*Hiller, John	1942, '48	C/OF	East Bernstadt, KY/St. Michael's HS	6-0/180	
	Hindell, William	1896-97	IF	Indianapolis, IN		
	Hoag, Robert	1939	2B	Ottawa, ONT		
	Hogan, Harry	1901-03	P	Fort Wayne, IN		11-2 record
25	Holba, Mike	2002	1B	Lansing, IL/Thornton Fractional South HS	6-8/240	55 AB, .327, 0 HR, 7 RBI
	Holland, Leo	1899	P	London, OH		3-1 record
	Holloran, Joseph	1918		Casper, WY		
16	Horan, Paul	1970-71	OF	Bloomfield, IA/Walsh HS	6-1/185	220 AB, .300, 5 HR, 39 RBI
	Howard, Tom	1987-88	RHP	Grand Rapids, MI		46.2 IP, 6.17 ERA, 0-3 (0), 22 K
15	Hrabcsak, Edward	1970-72	RHP	Warwick, RI	6-1/195	78.1 IP, 5.97, 4-7 (0), 37 K
	Hudas, Greg	1983	1B	Troy, MI/Harper Woods Bishop Gallagher HS	6-6/210	107 AB, .215, 1 HR, 16 RBI
45	Hudgins, Will	2009-10	RHP	Richmond, VA/Douglas Freeman HS	6-3/180	58.2 IP, 4.76 ERA, 6-1 (3), 32 K
4	Joe Hudson	2010	C	Odessa, FL/Tampa Jesuit HS	6-1/190	53 AB, .264, 1 2B, 1 HR, 6 RBI
	Hughes, Robert	1975	LHP	Union, NJ/Union HS	5-11/165	72.2 IP, 4.58, 5-5 (0), 75 K
	Huisking, Charlie	1934-35	P	Long Island, NY		3-6 record
	Hunthausen, Norvall	1938-40	P	St. Louis, MO		13-8 record
23	Hurley, Eddie	1955-57	2B	Holyoke, MA/Holyoks HS/Deerfield Academy	6-0/170	252 AB, .278, 2 HR, 33 RBI
24	*Hutson, Tim	1986-88	1B	Battle Creek, MI/St. Philip HS	6-2/205	517 AB, .282, 28 HR, 128 RBI
9	Iams, George	1980-81	OF	South Bend, IN/Clay HS	5-7/170	243 AB, .263, 1 HR, 21 RBI
1	Iarocci, Anthony	1972, '74-'75	C	Highland, IN/Bishop Noll HS	5-9/165	84 AB, .155, 0 HR, 4 RBI
29	Intlekofer, Ryne	2007-10	IF	Moorpark, CA/Moorpark HS	5-9/160	156 AB, .269, 4 3B, 2 HR, 26 RBI, 2 SB
7	Ispas, Dustin	2009	LHP	Rancho Cucamonga, CA/Los Osos HS	6-1/190	20.1 IP, 6.20 ERA, 0-1 (0), 15 K
	Jachym, Joseph	1927-29	P	Westfield, MA		14-6 record
8	*Jacobs, Frank	1989-91	1B/OF	Highland Hts, KY/Covington Catholic HS	6-5/245	590 AB, .303, 37 HR, 166 RBI
16	Jaeb, Tom	1956	3B	Claremont, MN	5-11/170	45 AB, .133, 0 HR, 1 RBI
26	Jaeger, Bob	1968-70	LHP	Short Hills, NJ	5-9/175	55.2 IP, 2.59, 5-1, 42 RBI
5	*Jamieson, Michael	1979-81	OF	Detroit, MI/Brother Rice HS	6-1/180	330 AB, .348, 0 HR, 59 RBI
27	Jaun, Gregory	1982-83	RHP	Cincinnati, OH/Moeller HS	6-4/195	60.0 IP, 6.90 ERA, 4-3 (1), 36 K
37	Johnson, Cole	2008-10	RHP	Hudson, OH/Hudson HS	6-3/200	161.2 IP, 5.29 ERA, 12-8 (0), 111 K
22	Johnson, Grant	2002, '04	RHP	Burr Ridge, IL/Lyons Township HS	6-5/215	159.0 IP, 2.89 ERA, 14-5 (0), 137 K
	Johnson, Steven	1957	3B	Robbinsdale, MN	5-10/160	65 AB, .292, 2 HR, 13 RBI
20	Jones, A.J.	1993-94	RHP	Tinley Park, IL/Andrew HS	6-0/175	69.2 IP, 3.38 ERA, 7-3 (2), 36 K
38	Jones, Tyler	2003-05	RHP	Arlington, TX/James Martin HS	6-4/205	39.2 IP, 8.17 ERA, 3-1 (1), 24 K
	Juday, Robert	1943	RHP	Goshen, IN		1-0 record
32	Kalita, Ryan	2002-03	RHP	Oak Park, IL/Oak Park River Forest HS	6-2/210	131.0 IP, 3.23 ERA, 14-1, 110 K
46	Kalita, Tim	1997-99	LHP	Oak Park, IL/Oak Park River Forest HS	6-1/220	214.0 IP, 4.00 ERA, 11-3 (1), 214 K
	Kanaley, Byron	1903-04	OF	Weedsport, NY		
	Kane, Mike	1921-23	IF	Springfield, MA	5-8/150	
	Kane, Paul	1932, '34	3B	Cresson, PA		
37	Kapala, Dan	2004-05, '07	RHP	Royal Oak, MI/Shrine Catholic HS	6-4/215	163.0 IP, 3.26 ERA, 9-10, 104 K
24	Karazim, Frank	1964-65	RHP	Jackson, MI/St. Mary's HS	6-3/205	117.1 IP, 3.30, 6-9, 82 K
29	Karkut, Mickey	1968-70	LHP	Bayonne, NJ	6-3/180	43.2 IP, 3.30 ERA, 3-3, 32 K
	Karpowicz, Joe	1978	RHP	Columbus, OH/Bishop Hartley HS	6-1/180	78.0 IP, 4.96 ERA, 4-9 (0), 45 K
	Keeley, Burt	1899-1900	RHP	Wilmington, IL	5-9/170	5-1 record

I-

J

K

Did You Know? ...

Notre Dame's all-time baseball monogram winners hail from 44 states – all but Alaska, Idaho, Nevada, New Hampshire, South Carolina and Vermont – plus Washington, D.C., Ontario and the Canal Zone (Panama).


All-Time Roster



Mickey Karkut's 2.89 career ERA from 1968-70 ranked fourth at that time in Notre Dame history.



Stan Konopka posted a 9-1 record in 1953, after allowing just 5.54 hits per nine innings in 1952.



Tim Kraus went 9-0 in 1994, the third-most wins without a loss in Notre Dame history. Kraus concluded his Irish career with a 15-6 record and five saves ('92-'95).




Pat Leahy — grandson of legendary Notre Dame football coach Frank Leahy — started 44 games from 1990-92 while compiling a 3.67 career ERA and 25-7 record, with 192 Ks.

No.	Name	Years	Pos.	Hometown/Previous Team	Ht./Wt.	Career Statistics
	Keenan, Joseph	1916-17	C/OF	Dixon, IL		
22	Keenan, Joseph	1969-70	C	Park Ridge, IL		144 AB, .319, 2 HR, 18 RBI
	Kelly, Albert	1909-10	2B/OF	Morris, IL	5-11/170	
	Kelly, Herb	1912-14	LHP	Mobile, AL	5-9/160	22-2 record
	Kelly, Michael	1941	C	Piper City, IL		
	Kelly, Neil	1945, '47	OF	Bridgeport, CT		
	Kelly, Timothy	1922-23	OF	Watersmeet, MI		
	Kenahan, Mike	1979-80	RHP	Providence, RI/Our Lady of Providence Prep	5-11/165	70.1 IP, 6.40 ERA, 5-2 (1), 43 K
19	Kennedy, Larry	1964-65	RHP	Tacoma, WA	5-9/170	81.1 IP, 2.99 ERA, 4-4, 54 K
	Kenny, Joseph	1913-15	C/OF	Pittsfield, MA		
14	Kent, Robbie	1993-94	IF	Evansville, IN/Memorial HS	5-10/165	324 AB, .364, 7 HR, 100 RBI
12	Kernan, Joe	1967-68	C/IF	South Bend, IN/St. Joseph's HS	5-10/165	159 AB, .245, 0 HR, 22 RBI
	Kerwin, Peter	1984		Green Bay, WI/Premonite HS		did not play
	Kiley, Roger	1921	2B	Chicago, IL/Fenwick HS	6-0/180	
	King, Bob	1952	OF	Oak Park, IL/Fenwick HS	5-10/185	48 AB, .208, 0 HR, 3 RBI
	Kisgen, Dick	1943	LF	Carroll, IA		
	Klein, Bob	1943-44, '47	3B	Buffalo, NY		
	Kline, Jake	1915-17	3B	Williamsport, PA		
	Kluck, Dick	1946-47	RHP	Chicago, IL/St. Philip HS	6-2/205	6-4 record
15	Knecht, Mike	1998	C	Newport Beach, CA/Corona del Mar HS	5-6/155	87 AB, .287, 0 HR, 11 RBI
	Koblosch, Pete	1946, '48-'49	SS	Yonkers, NY/Gorton HS	6-1/170	
21	Kocmalski, Bob	1967-68	OF	Bayonne, NJ/Marist HS	6-1/185	141 AB, .333, 3 HR, 20 RBI
	Koepping, Otto	1907	SS	Elgin, IL		
33	Kohorst, Elmer	1955-57	C	Albany, MN/Albany HS	6-2/190	254 AB, .323, 3 HR, 49 RBI
	Kolasa, George	1954	IF	Clarence, PA	5-11/165	103 AB, .262, 1 HR, 7 RBI
	Kolski, Alvin	1931	C	Chicago, IL		
33	Konopka, Stan	1951-53	RHP	Jersey City, NJ/Ferris HS	6-3/200	140.0 IP, 16-7, 93 K
13	Korpi, Wade	2005-08	LHP	Lake Worth, FL/Santaluces HS	5-10/190	262.0 IP, 3.61 ERA, 18-13 (0), 227 K
	Kot, Gregory	1979	RHP	Fairfax, VA/W.T. Woodson HS	6-0/170	48.2 IP, 7.03 ERA, 4-4 (0), 27 K
	Kovzelove, Alexander	1937-38	C	New York, NY		
	Kozak, George	1932	OF	Bedford, OH	6-2/200	
	Kozlik, Benny	1946-49	2B	Chicago, IL	5-8/155	
17	Krall, Matt	1990-91	C	Bedford, TX/Trinity HS	5-11/220	101 AB, .257, 3 HR, 22 RBI
44	Kraus, Tim	1992-95	RHP	Cincinnati, OH/Colerain HS	6-1/182	170.0 IP, 4.29 ERA, 15-6 (5), 84 K
	Kreis, Charles	1950	RF	Baltimore, MD	6-3/190	61 AB, .230, 3 HR, 16 RBI
	Krill, Phil	1969-71	IF	Erie, PA	6-0/185	306 AB, .248, 9 HR, 60 RBI
11	Kristowski, Alan	1964-65	2B	South Bend, IN	5-9/160	229 AB, .249, 3 HR, 30 RBI
	Krivik, Stanley	1946		Bloomfield, NY/Bloomfield HS	5-11/200	
30	Kwiatowski, Frank	1966-67	RF	Rochester, NY	6-0/185	95 AB, .274, 2 HR, 18 RBI
12	Lackner, Larry	1981	RHP	South Bend, IN/Mishawaka Marian HS	6-1/185	34.1 IP, 6.29 ERA, 1-1 (4), 18 K
	Ladd, Mark	1979	RHP	Munster, IN	5-11/160	26.1 IP, 4.10 ERA, 2-3 (0), 7 K
	Lagger, Edwin	1932	RHP	Joliet, IL/DeLaSalle HS, Campion HS	6-3/200	2-2 record
37	Laird, Matt	2000-03	RHP	Bellaire, TX/Bellaire HS	6-0/185	143.1 IP, 3.96 ERA, 13-4 (6), 119 K
	Lally, Edward	1920	LHP	Sioux Falls, SD		2-0 record
	Lammers, Paul	1944	P	St. Henry, OH		
3	Langford, Tony	2005, '07-'08	OF/RHP	Ft. Worth, TX/Ft. Worth Country Day HS	6-0/185	50.0 IP, 2.34 ERA, 7-0 (2), 43 K; 193 AB, .269, 3 HR, 33 RBI
	*Lange, Hank	1973	OF/LHP	Guilderland, NY		
8	Lange, Henry	1983	IF/OF	Midlothian, VA/Benedictine HS	6-0/170	71 AB, .254, 0 HR, 5 RBI
34	Lapinkas, Mark	1997	LHP	Naperville, IL/Naperville Central HS	6-2/200	17.0 IP, 6.88 ERA, 1-0 (1), 16 K
11	LaRocca, Joe	1970-72	IF	Ft. Lauderdale, FL/Cardinal Gibbons HS	6-0/190	222 AB, .324, 5 HR, 32 RBI
	Lathrop, Ralph	1914-16	OF	Fenimore, WI	6-2/185	
18	Lavelle, Harold "Hi"	1955-56	IF	Compton, CA	5-8/150	
	*Lavery, Gene	1946-49	3B/SS	Brooklyn, NY	5-10/170	10 AB, .200, 0 HR, 0 RBI
	Lavery, Thomas	1919	P	Bridgeport, CT		2-2 record
	Law, John	1929	C	Yonkers, NY	5-9/160	
3	*Layson, Greg	1991-94	2B	La Mesa, CA/Grossmont HS	5-10/165	700 AB, .321, 5 HR, 101 RBI
	*Lazzeri, Dave	1976	CF/LHP	Springfield, IL/Griffin HS	5-11/190	102 AB, .304, 1 HR, 17 RBI
	Leahy, Joe	1977	RHP	Liberty Lake, WA/Joel E. Ferris HS	6-4/215	56.0 IP, 8.20 ERA, 2-9, 23 K
23	Leahy, Pat	1990-92	RHP	Yakima, WA/Eisenhower HS	6-7/245	255.1 IP, 3.67 ERA, 25-7 (0), 192 K
36	*Leatherman, Dan	1997-98	1B/OF	Orland Hills, IL/St. Xavier Univ./Andrews HS	5-11/170	224 AB, .313, 9 HR, 27 RBI
	Lebrau, John	1945	P	Baltimore, MD/Calvert Hall HS	5-9/165	2-2 record
	Ledwidge, Jerry	1951-52	LHP	Pinckney, MI		16.1 IP, 0-2, 14 K
29	Legus, David	1989	1B/LHP	Edina, MN/Edina HS	6-1/190	23.2 IP, 6.46 ERA, 1-1 (0), 13 K
13	Lennon, Chuck	1960-61	OF	Joliet, IL	5-10/180	133 AB, .248, 1 HR, 15 RBI
	Leonard, Jim	1933-34	P	Pedricktown, NJ/St. Joseph HS	6-0/185	4-3 record
15	LeRose, Len	1951, '53	3B	Chicago, IL/Fenger HS	6-0/180	160 AB, .219, 0 HR, 15 RBI
15	Lesso, Mike	1954-56	1B	Jersey City, NJ	6-0/180	184 AB, .250, 0 HR, 16 RBI
27	*Licini, Dick	1967-68	1B	Yonkers, NY/Iona Prep	6-3/223	184 AB, .337, 7 HR, 35 RBI
20	Lidge, Brad	1997-98	RHP	Englewood, CO/Cherry Creek HS	6-3/200	129.2 IP, 4.86 ERA, 13-5 (1), 143 K
2	Lilley, Brett	2005-08	2B/3B/SS	North Canton, OH/Hoover HS	5-8/165	816 AB, .336, 5 HR, 108 RBI
	Linbeck, Leo	1954	RHP	Houston, TX/St. Thomas HS	6-3/220	22.0 IP, 1-1, 5 K



Catcher **Bob Lisanti** ('92-'96) played in 216 games and became the program's first three-year captain while directing 13 pitchers who went on to play pro ball.



Hugh Mageveney posted a 20-5 career record ('22-'24) and threw the first three innings of a 1923 no-hit shut-out versus Beloit (Dick Falvey tossed the final four innings).



Walt Mahannah earned four monograms ('46-'49) during the post-World War II era while compiling an 18-8 career record.



Lefthander **Mike Mandjiak** is one of three Notre Dame pitchers ever to throw a nine-inning, solo no-hitter – doing so in a 1938 win over the University of Chicago (5-0).

M

No.	Name	Years	Pos.	Hometown/Previous Team	Ht./Wt.	Career Statistics
	Lipton, Anthony	1948-50	RHP	Baltimore, MD/Mt. St. Joseph's HS	5-10/155	38.2 IP, 4-3, 20 K
3	Lisanti, Bob	1992-94, '96	C	Chicago, IL/Fenwick HS	5-10/180	567 AB, .284, 4 HR, 99 RBI
	Lisicki, John	1929-31	LHP	Amboy, NJ		8-2 record
34	Livorsi, Tony	1988-91	LHP	Glenview, IL/Notre Dame HS	5-11/170	134.1 IP, 5.09 ERA, 9-6 (5), 55 K
	Lomasney, Bill	1931-32	OF	Oklahoma City, OK		
	Lopes, Bob	1983-85	RHP	New Bedford, MA/New Bedford HS	6-4/220	143.2 IP, 5.14 ERA, 10-11 (0), 94 K
4	Lopez, Greg	2003-06	SS/3B	Upper Arlington, OH/Upper Arlington HS	6-0/185	746 AB, .294, 4 HR, 131 RBI
	Lordi, Joseph	1928-30	C	New York, NY		
	*Loughran, John	1985-87	OF	Stamford, CT/Rippowam HS	6-1/185	467 AB, .315, 5 HR, 72 RBI
25	Lucas, Bill	1972	RHP	Elmhurst, IL/Fenwick HS	6-4/205	35.1 IP, 5.09 ERA, 2-2, 24 RBI
19	Lucke, Dick	1968-70	OF	Wisconsin Dells, WI	5-11/175	261 AB, .284, 4 HR, 36 RBI
	Lujack, John	1944	OF	Connellsville, PA/Connellsville Public HS	6-0/180	
28	Lund, Ed	1988-90	C	Pasadena, CA/St. Francis HS	6-2/205	507 AB, .308, 10 HR, 116 RBI
16	Lupton, Ed	1963-65	LHP	Ventura, CA	5-11/167	161.2 IP, 3.06 ERA, 15-7, 135 K
28	*Lux, Tom	1967-69	3B	Phoenix, AZ	6-0/205	132 AB, .311, 1 HR, 20 RBI
	Lynch, Robert	1899-1901	SS	Chicago, IL		
	MacDonald, Thomas	1963	IF	Downey, CA/Pius X. HS	5-11/180	113 AB, .283, 1 HR, 19 RBI
	Machado, Robert	1948-49	OF	Oakland, CA	5-9/180	
5	Macri, Matt	2002-04	SS/3B	Clive, IA/Dowling HS	6-2/190	519 AB, .316, 19 HR, 104 RBI
22	Madsen, Erik	1987-89	RHP	Great Falls, MT/C.M. Russell HS	6-3/190	239.2 IP, 4.24 ERA, 18-12 (1), 147 K
	Mageveney, Hugh	1922-24	P	Memphis, TN		20-5 record
	Mahannah, Walt	1946-49	P	Memphis, TN	6-1/180	18-8 record
	Maher, Richard	1946-49	C	Kalamazoo, MI/St. Augustine's HS	5-10/175	
	Mahoney, John	1930-31	SS	Chicago, IL		
25	Mainieri, Nick	2004-05	C	South Bend, IN/St. Joseph's HS	5-11/190	8 AB, .125, 0 HR, 2 RBI
54	Maisano, Adam	1990-92	DH	Atlanta, GA/Riverwood HS	5-8/245	230 AB, .257, 13 HR, 69 RBI
	Maloney, Jim	1909-10	SS	New Upper Falls, MA	5-9/160	
	Mandjiak, Michael	1938-39	LHP	Kalamazoo, MI	6-0/185	8-3 record
	Mangin, Joseph	1918		Newark, NJ		
	Manning, Bob	1951	2B	Peoria, IL/Spalding Institute		80 AB, .200, 1 HR, 7 RBI
	#Manning, Jim	1950-51	IF	Brooklyn, NY/Brooklyn Prep	5-11/170	76 AB, .237, 0 HR, 11 RBI
	Mannix, Charles	1931	P	Washington, D.C.		2-3 record
34	Manship, Jeff	2005-06	RHP	San Antonio, TX/Reagan HS	6-1/195	116.2 IP, 3.39 ERA, 11-3 (1), 131 K
4	Mapes, Mark	1993-94	OF/1B	Painted Post, NY/Painted Post HS	5-9/170	182 AB, .346, 3 HR, 56 RBI
	Maranik, Kenneth	1944				
20	Markson, Charlie	2010	OF	Whitefish Bay, WI/Whitefish Bay HS	6-2/180	20 AB, .250, 1 2B, 3 RBI
38	Martin, Casey	2008-10	1B	Chesterton, IN/Chesterton HS	6-4/250	364 AB, .310, 14 2B, 1 3B, 10 HR, 63 RBI
	Martin, Tom	1945, '49-50	LF	Detroit, MI	5-8/175	158 AB, .285, 1 HR, 19 RBI; (no HR, RBI for '49)
	Martin, William	1944	P			
14	#Martinez, Jason	1989-90	3B/C	Richland, WA/Richland HS	5-10/180	140 AB, .307, 1 HR, 24 RBI
11	Matre, William	1981-83	RHP	Park Forest, IL/Rich East HS	6-0/160	166 IP, 3.58 ERA, 15-11 (0), 108 K
	Matthews, Francis	1933	OF	Highland Falls, NY		
21	Matthews, John	1962-63	IF	Watervliet, NY/Christian Brothers HS	6-0/175	131 AB, .260, 3 HR, 20 RBI
	Mauk, Paul	1985	RHP	Teaticket, MA/Falmouth HS	6-1/190	47.1 IP, 5.51 ERA, 3-4 (0), 21 K
16	Maust, Eric	2007-10	RHP	Alpharetta, GA/Blessed Trinity HS	6-1/185	266.0 IP, 4.84 ERA, 15-12 (1), 138 K
11	Mayer, Gary	1973	C/OF	Crestline, OH/Crestline HS	6-0/180	57 AB, .246, 0 HR, 4 RBI
	*Mayo, John	1944-47	OF	Youngstown, OH/Rayen HS	6-1/190	
18	Mazur, Steven	2008-10	RHP	Round Rock, TX/Stony Point HS	5-11/195	74.1 IP, 6.42 ERA, 4-4 (9), 77 K
	McCarrick, Joseph	1893-94	3B	Norfolk, VA		
	McCarthy, Frank	1906	OF/C	Elgin, IA		
	McCarthy, Leo	1920	C	Mauston, WI		
	McCleary, William	1926, '29	SS	Brooklyn, NY		
28	McConnell, Cameron	2008-10	C	Bannockburn, IL/Deerfield HS	6-1/205	350 AB, .254, 13 2B, 3 3B, 6 HR, 57 RBI
	McDermott, James	1892	3B	Chicago, IL		
	McDonald, Angus	1897-1900	1B	Houston, TX	5-11/170	
	McDonough, Edward	1908-'09	C	Elgin, IL	6-0/160	
20	*McGinn, Dan	1965	LHP	Omaha, NE/Cathedral HS	6-0/190	74.2 IP, 5.42 ERA, 5-6, 105 K
	McGinnis, William	1895	C	Ft. Howard, WI		
	McGrath, Frank	1924		Omaha, NE		
	McGrath, James	1931-33	OF	Rochester, NY		
	McGrath, Michael	1950	RHP	Lakewood, OH	5-9/155	23.1 IP, 2-1, 4 K
	*McGraw, Tommy	1970-71	OF	Weedsport, NY/Weedsport Central HS	6-0/170	59 AB, .254, 0 HR, 8 RBI
	McGuire, Bob	1919		Chicago, IL	6-0/200	
	McGurk, Jim	1945	1B	Montclair, NJ/Montclair HS	6-0/185	
	McHale, John	1943	1B	Detroit, MI/Catholic Central HS	6-3/210	
	McHale, Tom	1948	OF	Detroit, MI	6-0/175	
	McKee, Francis	1894	CF	Versailles, KY		
	McKee, John	1907-09	CF	Chicago, IL		
	McKenna, Coe	1908	3B	Portland, OR		
45	*McKeown, Chris	1997-99	LHP	Arlington Hts, IL/Bufalo Grove HS	6-3/215	182.1 IP, 3.85 ERA, 13-7 (1), 149 K
12	*McNamara, Jerry	1961	C	Decatur, IL	6-3/190	40 AB, .250, 2 HR, 6 RBI
	*McNeill, Michael	1985	C	South Bend, IN/St. Joseph's HS	6-1/175	87 AB, .287, 4 HR, 21 RBI

All-Time Roster



Mike Metzler rapped out a .412 batting average in the 1984 season, good for second-best in the Notre Dame record book at that time (now 8th).



George Murphy tossed the first nine-inning no-hitter by a Notre Dame pitcher, in a 1917 win over St. Viator (9-0).



Chris Niesel (2002-04), who was drafted in the ninth round of the '04 draft by the Cleveland Indians, captured BIG EAST Pitcher of the Year in 2003 and still holds the school record for career strikeout-to-walk ratio (4.09).



Daniel Nespo served as an outfielder and third baseman for the Irish program, hitting .313 as captain of the 1956 team that advanced to the NCAA's.

No.	Name	Years	Pos.	Hometown/Previous Team	Ht./Wt.	Career Statistics
	McNerney, Lawrence	1905-06	2B	Elgin, IL		
	McNichols, Francis	1897-98	3B	Chicago, IL		
10	#Mee, Cory	1989-92	3B/C	Hilton, NY/Hilton Central HS	5-10/190	627 AB, .303, 6 HR, 114 RBI
14	Mendiola, Eddy	2006-07, '09	3B	Miami, FL/Palmer Trinity HS	6-0/220	64 AB, .266, 3 2B, 0 HR, 10 RBI
	Mettler, Victor	1934-35	OF	Hammond, IN/Hammond HS	5-10/155	
	Metzger, John	1941-42	P	Louisville, OH		
	Metzler, Mike	1984	1B/3B	Niagara Falls, NY/Niagara Falls HS	6-0/180	136 AB, .412, 6 HR, 49 RBI
	Meyer, Joseph	1914-17	DH/1B/OF	Cincinnati, OH		
17	Meyer, Ken	1999-2002	1B	Fort Myers, FL/Bishop Verot HS	6-0/205	432 AB, .282, 9 HR, 54 RBI
25	Miadich, Mike	1990	RHP/OF	Lake Oswego, OR/Lakeridge HS	6-2/190	25 AB, .120, 0 HR, 1 RBI
31	*Michalak, Chris	1990-93	LHP	Lemont, IL/Joliet Catholic HS	6-2/190	372.2 IP, 3.21, 34-13 (12), 263 K
	Miles, Frank	1919-21	SS	St. Louis, MO	6-0/165	
8	Miller, Thomas	1973-74	IF	Indianapolis, IN	5-8/150	167 AB, .228, 0 HR, 23 RBI
19	Miller, Todd	2008-10	RHP	Franklin, TN/Montgomery Bell Academy	6-3/195	67.1 IP, 4.28 ERA, 3-3 (6), 41 K
5	Mills, David	2008-10	OF/LHP	Battle Creek, MI/Lakeview HS	5-9/165	504 AB, .325, 17 2B, 11 3B, 6 HR, 86 RBI; 68.2 IP, 4.46 ERA, 4-2 (3), 44 K
	Mills, Rupert	1913-15	1B/2B	Newark, NJ/Barringer HS	6-2/190	
23	Mitchell, Jack	1959-61	RHP	Riverdale, IL/Mount Carmel HS	6-3/180	148.1 IP, 2.49 ERA, 12-8, 125 K
	Mohardt, Johnny	1919-21	P/CF/3B	Gary, IN	5-10/165	6-1 record
	Mohr, Robert	1937	OF	Howells, NE		
52	Mohs, Larry	1994-95, '97	RHP	Nutley, NJ/Nutley HS	6-8/225	117.2 IP, 2.52 ERA, 7-5 (10), 91 K
	Moir, John	1937	1B/OF	Niagara Falls, NY/Niagara Falls HS	6-2/185	
	Monahan, Richard	1896	OF	Charlotte, IA		
24	Montagano, Jim	1978-79, '81	C	Elkhart, IN/Elkhart Memorial HS	6-1/190	323 AB, .325, 10 HR, 72 RBI
	Mooney, Edward	1916	OF	Pittsburgh, PA		
	Moore, Daniel	1925-27	OF/IF	Baltimore, MD		
	Moore, Elwyn	1920		Kewanee, IL		
	Moran, John	1928-30	OF	Oak Park, IL		
5	Moran, Jack	1982-85	2B	Memphis, TN/Christian Brothers HS	5-5/145	568 AB, .280, 0 HR, 60 RBI
	Morgan, James	1900-01	1B/P	Neola, IA		0-1 record
	Morgan, Larry	1920-21	RF	Chicago, IL	5-11/165	
32	Morris, Jim	1957-58	IF	Quincy, IL	6-3/200	164 AB, .390, 9 HR, 44 RBI
3	Moshier, Mike	1986-89	2B	Rome, NY/Rome Free Academy HS	5-5/160	524 AB, .288, 4 HR, 64 RBI
16	Mottl, Ron	1955	RHP	Parma, OH/Parma HS	6-2/180	
	Mottz, Charles	1915-16	OF/C	St. Cloud, MN		
	Murphy, George E.	1916-17	P	Oaklawn, TX		
	Murphy, George L.	1920, '22	C	St. Cloud, MN		
	Murphy, John	1985	3B	Crystal Lakes, IL/South HS	5-10/170	57 AB, .211, 1 HR, 9 RBI
	Murray, James	1925	SS	Ft. Leavenworth, KS		
	Murray, John "Red"	1905-06	C/OF/2B	Arnot, PA	5-10/190	
	Murray, Patrick	1918-19	LHP	Akron, NY	6-0/175	14-3 record
2	Murray, Tim	2003	IF	Shrub Oak, NY/Lakewood HS	6-2/190	42 AB, .357, 0 HR, 8 RBI
20	Murray, Tom	1990	OF	St. Paul, MN/St. Thomas Academy	5-9/160	43 AB, .302, 0 HR, 7 RBI
25	Musto, John	1965-66	OF	Stockton, CA	5-9/170	155 AB, .290, 2 HR, 23 RBI
	Nardone, Joseph	1937-39	OF	Tiltonsville, OH		
6	Naumann, Mike	1998-2001	LHP	Tucson, AZ/Salpointe Catholic HS	6-0/180	124.2 IP, 4.11 ERA, 10-2 (1), 58 K
	Nemes, Bob	1949-51	RHP	Jersey City, NJ	6-2/160	48.2 IP, 10-10, 28 K (no IP, K for '49, '51)
20	*Nespo, Daniel	1950, '55-'56	SS	Michigan City, IN/Elston HS	6-0/180	196 AB, .255, 6 HR, 35 RBI
16	Nettey, Alex	2003-06	OF	Dolton, IL/Thornridge HS	6-1/200	501 AB, .279, 5 HR, 55 RBI
	Newning, Harry	1913-14	3B	Houston, TX		
	Newning, Samuel	1913	SS	Houston, TX		
	Niemiec, John	1927-28		Bellaire, OH	5-8/170	
10	Niesel, Chris	2002-04	RHP	Plantation, FL/St. Thomas Aquinas HS	6-0/205	272.2 IP, 3.21 ERA, 21-4 (2), 233 K
1	Norton, Adam	2010	INF	Highland, IN/Andean HS	6-1/175	115 AB, .261, 9 2B, 1 3B, 1 HR, 15 RBI
19	Noe, Jim	1970-72	RHP/1B	Toledo, OH	6-3/195	65.2 IP, 4.52 ERA, 5-6, 22 K
	Nolan, Cyril	1930		Davenport, IA		
	Nolan, Roger	1923-25	1B	Davenport, IA		
	Nowicki, Sebastian	1941	P	South Bend, IN/Central HS		3-5 record
21	*Nussbaum, Dick	1971-74	CF	Moon Township, PA/Moon Township HS	6-0/170	329 AB, .277, 1 HR, 33 RBI
3	Nussbaum, Matt	1999-2000	LF/C/IF	South Bend, IN/St. Joseph's HS	6-1/200	442 AB, .274, 5 HR, 70 RBI
	Oberbruner, Kenneth	1939-40	C	Ashland, WI/DePadua HS	5-11/175	
	O'Boyle, Harry	1925-27	OF	Des Moines, IA	5-9/165	
15	O'Brien, Pat	1986-88	OF/C	Minneapolis, MN/St. Thomas Academy HS	6-2/185	254 AB, .272, 1 HR, 40 RBI
	O'Brien, William	1896	OF	Chicago, IL		
	O'Connell, Frank	1911-13	SS	Williamsport, PA		
	O'Conner, Daniel	1902-05	3B	Chicago, IL		
	O'Conner, James	1931	OF	Springfield, MA		

Did You Know? ...


Catcher Elmer Kohorst ('56-'57) was Notre Dame's first baseball All-American, followed by three Notre Dame All-Americans in the early 1960s: pitcher Nick Palihnich ('60), catcher Walt Osgood ('62) and shortstop Rich Gonski ('64).




Sam O'Gorman was one of Notre Dame's top pitchers of the early 1900s, posting an 11-3 record from 1905-06 (when ND went 26-14).



Phillip O'Neill was one of the first monogram winners in the history of Notre Dame baseball, as a catcher with the growing program during the 1899-1902 seasons.



Pat Pesavento (1986-89), who was drafted in the 17th round of the '89 draft by the Detroit Tigers, still ranks second in consecutive games started with 204 (Apr. 5, 1986 – May 28, 1989) and career runs scored (246).



Catcher **Tim Pollock** was the Notre Dame baseball program's first Academic All-American ('77) and posted a .362 career batting average.


P

No.	Name	Years	Pos.	Hometown/Previous Team	Ht./Wt.	Career Statistics
	O'Connor, Richard	1934		Highwood, IL		
	O'Connor, Thomas	1970-71	IF	Cumberland, RI	5-10/155	124 AB, .218, 1 HR, 12 RBI
19	O'Drobinak, John	1955	OF	Whiting, IN	6-1/180	45 AB, .156, 0 HR, 1 RBI
20	Ogilvie, Peter	2001-03	RHP	Buffalo Grove, IL/Stevenson HS	6-3/220	166.2 IP, 4.21 ERA, 14-10, 118 K
	O'Gorman, Samuel	1905-06	P	Worcester, MA		11-3 record
38	O'Hagan, Tom	1997-98	RHP	Crystal Lake, IL/Crystal Lake Central HS	6-3/180	36.2 IP, 3.68 ERA, 2-1 (3), 24 K
	O'Keefe, Dennis	1930-32	3B	Standish, MI		
25	O'Keefe, Pat	1996-97	OF	Grand Ledge, MI/Grand Ledge HS	5-11/180	143 AB, .252, 1 HR, 15 RBI
14	O'Leary, Richard	1960-61	1B/OF	Terre Haute, IN/Schulte HS	6-1/180	180 AB, .300, 8 HR, 34 RBI
20	Olvey, Derik	2004-05	RHP	Pelham, AL/Pelham HS	6-2/205	63.2 IP, 5.09 ERA, 3-2 (0), 32 K
	O'Neill, Joe	1937		Phoenixville, PA	6-2/185	
	O'Neill, John	1905	OF/3B	Chicago, IL		
17	O'Neill, Kevin	1964	RHP	Albany, NY	6-2/170	42.2 AB, 4.01 ERA, 3-3, 44 RBI
9	*O'Neill, Mike	1974-75	OF	Rochester, NY/McQuaid Jesuit	5-8/160	140 AB, .229, 2 HR, 16 RBI
	O'Neill, Pat	1951	OF	Chevy Chase, MD	6-0/175	
	O'Neill, Phillip	1899-1902	C	Anderson, IN/Anderson HS		
	O'Neill, Walter A.	1894		St. Louis, MO		
	O'Neill, William	1932-34	C	Albany, NY		
20	*Orga, Bill	1968-70	OF	Pittsburgh, PA	5-11/173	146 AB, .308, 3 HR, 36 RBI
16	*Orga, Frank	1966-68	OF/1B	Pittsburgh, PA/North Catholic HS	5-9/160	173 AB, .277, 2 HR, 14 RBI
18	Osgood, Walt	1960-62	C	Compton, CA/St. Anthony's HS	6-0/190	197 AB, .279, 4 HR, 34 RBI
27	*O'Toole, Paul	1999-2002	C	Lakewood, OH/St. Ignatius HS	6-1/205	809 AB, .305, 31 HR, 163 RBI
	Palermo, Joseph	1929-30	SS	Vicksburg, MS		
26	Palihnich, Nick	1959-61	RHP	West Orange, NJ/Seton Hall Prep	6-2/180	148.2 IP, 2.36 ERA, 12-4, 115 K
	Palmisani, Frank	1932-34	3B	Brooklyn, NY		
	Palt, Charles	1931-32	LHP	Chicago, IL		11-3 record
	Panici, James	1970-71	IF	Muskegon, MI	6-1/195	43 AB, .186, 0 HR, 3 RBI
	Parisien, Arthur	1926	OF	Haverhill, MA	5-7/148	
7	Parker, Christian	1995-96	RHP/DH	Albuquerque, NM/Eldorado HS	6-0/203	149.0 IP, 4.65 ERA, 12-8 (0), 76 K
	Passilla, Mike	1987-89	RHP	Windermere, FL/Bishop Moore HS	6-2/195	109 AB, .303, 6 HR, 16 RBI
	Passinault, Steve	1983-84	CF	Grand Rapids, MI/Catholic Central HS	5-10/180	200.1 IP, 4.85, 17-11 (3), 78 K
	*Pavela, Steve	1943, '47-'48	OF	LaCrosse, WI/Aquinas HS	5-9/160	219 AB, .224, 2 HR, 21 RBI
5	Pavlina, Craig	1988	C	Whiting, IN/Bishop Noll HS	5-10/175	60 AB, .217, 1 HR, 8 RBI
	Pearson, James	1924-26	3B	Saginaw, MI		
42	*Peltier, Dan	1987-89	1B/OF	Clifton Park, NY/Shenendehowa HS	6-1/205	633 AB, .406, 28 HR, 202 RBI
	Perce, William	1905-07	P	Elgin, IL		12-2 record
7	#Perconte, Jeff	1997-2000	IF/OF	Arlington Hts, IL/Buffalo Grove HS	5-11/190	411 AB, .260, 6 HR, 60 RBI
	Perry, Victor	1934	OF	Helper, UT		
12	*Pesavento, Pat	1986-89	SS	Lockport, IL/Joliet Catholic HS	6-3/180	806 AB, .367, 2 HR, 109 RBI
32	Peters, Brian	1967-68	C	Brooklyn, NY	6-2/195	47 AB, .362, 0 HR, 4 RBI
25	Petitclair, Paul	1962	RHP	Waukegan, IL	6-2/215	40.1 IP, 5.58 ERA, 2-2, 39 K
	Petrzelka, Ray	1946-49	OF/1B	Cedar Rapids, IA/Roosevelt HS	6-3/180	
	Petteresch, Thomas	1954	C	Grand Rapids, MI	5-7/155	11 AB, .000, 0 HR, 0 RBI
13	Petzold, Herman	2010	INF	Saint Clair Shores, MI/De LaSalle HS	5-8/175	10 AB, .300, 2 2B, 0 HR, 0 RBI
16	*Phelps, Dan	1970-72	C/OF	Merrill, WI/Merrill Senior HS	5-10/185	62 AB, .274, 3 HR, 10 RBI
35	Phelps, David	2006-08	RHP	Hazelwood, MO/Hazelwood HS	6-3/190	230.0 IP, 3.60 ERA, 15-10, 200 K
15	Phelps, Jim	1968-70	LHP	Wayzata, MN	6-0/170	89.2 IP, 2.91 ERA, 6-4, 73 RBI
	Philbin, Dave	1917	C/1B	Portland, OR	6-1/215	
	Phillips, Wendell	1908-11	OF/P	Milford, MA		1-1 record
	Pilney, Andy	1934-36	OF	Chicago, IL/Harrison Tech	5-11/175	
	Pinelli, Ray	1939-41	SS	San Francisco, CA	5-9/165	
	Pinelli, Roy	1939	OF	San Francisco, CA		
40	Piotrowicz, Brian	1987-90	RHP	North Liberty, IN/Washington HS	6-1/185	337.2 IP, 3.17, 27-17 (2), 201 K
19	Pittman, Mark	1970, '74	RHP	Avon, MA/Phillips Exeter Academy	6-0/180	103.0 IP, 6.29 ERA, 3-9, 71 K
	Pliska, Joseph	1915	OF	Chicago, IL	5-10/170	
	Polisky, John	1926-27	OF	Bellaire, OH		
4	Pollock, A.J.	2007-09	3B	Hebron, CT/RHAM HS	6-1/200	653 AB, .363, 41 2B, 10 3B, 17 HR, 122 RBI, 60 SB
	Pollock, Tim	1976-77	C	Mahwah, NJ/St. Joseph Regional HS	6-0/180	149 AB, .362, 5 HR, 34 RBI
	Ponzevic, Joe	1936	1B/2B	Chicago, IL		
13	Poppleton, Bret	1995-96	OF	Pittsburgh, PA/North Allegheny HS	5-11/190	136 AB, .243, 2 HR, 17 RBI
10	Porzel, Alec	1998-2001	IF/OF	Lisle, IL/Naperville North HS	6-0/195	897 AB, .311, 37 HR, 216 RBI
20	Powell, Steve	1984-86	RHP	Bakersfield, CA/Bufallo (WY) HS	6-2/180	98.1 IP, 7.87 ERA, 8-8 (0), 68 K
	Powell, William	1932-34	2B/3B	Brooklyn, NY		
	Powers, Michael	1897-98	C	Adams, MA		
	Prendergast, Edward	1924-25	2B	St. Louis, MO		

Did You Know? ...

Dan Peltier was named an athletic and academic All-American during his Notre Dame career before going on to play in the Major Leagues with the Texas Rangers and the San Francisco Giants.

All-Time Roster



Former Irish third baseman **Tim Prister** served 18 years as editor of Blue & Gold Illustrated, a weekly publication covering Notre Dame athletics.



Rick Pullano was a .338 career hitter and slick-fielding shortstop for the Irish during the late 1970s.



Lefthander **Rick Rusteck** posted a 2.18 ERA and 12.14 K/9 IP (89/66, 4th in Notre Dame history) in 1963 – while his 10.75 career strikeout average ranks third.



Bill Ryan's 9-0 start in 1910 was one shy of the Notre Dame record for undefeated start – until Aaron Heilman's 15-0 mark in 2001.

Q
R

No.	Name	Years	Pos.	Hometown/Previous Team	Ht./Wt.	Career Statistics
41	*Price, Tom	1991-94	LHP	Edwardsville, IL/Edwardsville HS	6-0/185	377.1 IP, 2.70 ERA, 40-8 (5), 276 K
1	Prister, Tim	1981-82	3B	South Bend, IN/Marian HS	6-2/175	230 AB, .283, 0 HR, 30 RBI
	Prokop, George	1920-22	IF/OF	Youngstown, OH	5-9/170	
27	*Pryblo, Paul	1994-95	LHP	LaPorte, IN/LaPorte HS	6-0/180	33.0 IP, 3.27 ERA, 1-0 (5), 28 K
	Pullano, Rick	1976-79	SS	Skokie, IL/Holy Cross HS	5-9/165	485 AB, .338, 0 HR, 49 RBI
	Puplis, Andrew	1937	SS	Chicago, IL/Harrison Tech	5-8/170	
	Quigley, Tom	1910-11	OF	Chicago, IL		
	Quinlan, Joseph	1924	2B	Ft. Bayard, NM		
	Quinn, James	1925-26	1B	Salina, KS		
	Raba, Elmer	1946	OF	Washington, D.C./Gonzaga HS	6-0/190	
	Rascher, Norbert	1933-34	P/OF	Beecher, IL	6-1/190	
	Ratterman, George	1945		Cincinnati, OH		
	Rauch, Edward	1896	SS	Indianapolis, IN		
	Reagan, Harold	1934-36	SS	Yakima, WA		
31	*Reardon, Tim	1963	1B/OF	San Francisco, CA/St. Ignatius HS	5-10/165	40 AB, .125, 0 HR, 2 RBI
	Reed, Ron	1965	RHP	LaPorte, IN/LaPorte HS	6-6/205	64.2 IP, 4.04 ERA, 2-2 (0), 47 K
	Reese, Frank	1922	1B/3B	Robinson, IL		
	Regan, George	1910-13	LHP	Chicago, IL		9-4 record
25	Reilly, Hal	1952-54	IF	Staten Island, NY	5-10/170	237 AB, .266, 2 HR, 30 RBI
	*Reither, Phil	1944	1B	St. Louis, MO/St. Louis University HS	5-10/175	
22	Reschan, Robin	1970-72	IF	San Clemente, CA	6-0/170	128 AB, .336, 7 HR, 32 RBI
31	Restovich, George	1966-67	RHP	Shreveport, LA/Jesuit HS	6-2/190	66.0 IP, 3.68 ERA, 5-3, 36 K
24	*Restovich, George	1994-96	C/1B	Rochester, MN/Mayo HS	6-1/205	551 AB, .327, 22 HR, 155 RBI
	Reulbach, Ed	1903-04	RHP/OF	St. Louis, MO/Manual Training HS	6-1/190	10-6 record
21	Reynolds, John	1954	LHP	Maplewood, NJ	6-1/170	75.1 IP, 3-6, 41 K
2	Richards, Rowan	1993-96	OF	Bloomfield, NJ/Bloomfield HS	6-0/195	480 AB, .277, 16 HR, 88 RBI
23	Richter, Ryan	2009-10	LHP	South Bend, IN/St. Joseph's HS	6-3/205	64.1 IP, 5.60 ERA, 6-3 (0), 40 K
24	Riddell, Mike	1970-73	RHP	San Bernadino, CA/Aquinas HS	6-2/185	161.0 IP, 3.58 ERA, 9-14, 100 K
30	Ridge, Joe	1951-53	CF	Margarita, Canal Zone/Balboa HS	6-0/170	210 AB, .300, 0 HR, 25 RBI
30	Rieder, Mike	1963-64	C/OF	Madison, WI/Edgewood HS	6-0/180	99 AB, .242, 0 HR, 10 RBI
17	Rizzo, Cody	2003-06	OF/C	Temecula, CA/Chaparral HS	6-1/195	713 AB, .273, 17 HR, 127 RBI
2	Robinson, Alex	2009-10	OF	Dallas, TX/First Baptist Academy	6-0/170	43 AB, .111, 2 2B, 0 HR, 1 RBI
	*Rodems, Greg	1978-80	OF	Orchard Park, NY/Canisius HS	5-8/165	201 AB, .249, 2 HR, 39 RBI
27	#Roemer, Bob	1970-73	C	South Holland, IL/Thornridge HS	6-3/200	312 AB, .228, 2 HR, 53 RBI
18	Rogers, John	1967-69	1B/SS	Lockport, IL/Lockport Central HS	6-2/180	210 AB, .200, 0 HR, 21 RBI
20	Rogers, Scott	1986-87	OF	Carmel, IN/Carmel HS	6-0/190	327 AB, .272, 6 HR, 42 RBI
	Romanin, Albert	1931	P	South Euclid, OH		0-1 record
	Ronay, Steve	1925-27	P	Cleveland, OH		10-9 record
5	Rooney, Mike	1991-92	OF	Newton Square, PA/Malvern Prep	5-9/183	76 AB, .224, 0 HR, 9 RBI
19	Rosenthal, Dick	1952-53	1B	St. Louis, MO/McBride HS	6-5/210	188 AB, .239, 2 HR, 34 RBI
49	*Rotkis, Mike	1988-90	OF	Lancaster, OH/Fisher Catholic HS	5-11/185	160 AB, .331, 5 HR, 31 RBI
	Ruell, Ulric	1907-08	C	Linwood, MA	5-9/170	
12	Rump, Kenneth	1972	IF	Bloomfield, MI	5-11/160	49 IP, .347, 2 HR, 5 RBI
	Russo, Albert	1931-32	OF	Wilkes Barre, PA		
	Rust, Oscar	1928-29	P	Little Rock, AR		14-7 record
30	Rusteck, Rick	1961-63	LHP	Chicago, IL	6-2/170	109.2 IP, 3.45 ERA, 5-6, 131 K
	Ryan, Bill	1908-10	RHP	Cleveland, OH/Shaw HS		12-1 record
	Rydell, Oscar	1936-37	LHP	Chicago, IL		
	Rykovich, Julius	1944	OF	Gary, IN	6-1/190	
52	Sabatino, Steve	2009-10	LHP	Lockport, IL/Lockport Township HS	6-2/200	104.1 IP, 5.00 ERA, 6-7 (0), 86 K
	Sagartz, John	1933	P	Chicago, IL		2-2 record
	Salmon, Louis "Red"	1903-04	RF	Syracuse, NY	5-10/175	
45	Samardzija, Jeff	2004-06	RHP	Valparaiso, IN/Valparaiso HS	6-5/215	240.1 IP, 3.82 ERA, 21-6 (1), 159 K
	San Filippio, Frank	1942	LF	Poughkeepsie, NY/Poughkeepsie HS	5-10/170	
15	Sanchez, Javi	2002-04	IF/C	Miami, FL/Christopher Columbus HS	6-3/205	661 AB, .281, 8 HR, 96 RBI
8	Sass, James	1988-89	OF/2B	Louisville, KY/St. Xavier HS	6-1/195	389 AB, .357, 3 HR, 77 RBI
27	Sauget, Richard, Sr.	1964-66	C	Belleville, IL/Catholic HS	6-3/205	192 AB, .307, 7 HR, 35 RBI
54	Sauget, Rich, Jr.	1994-96	RHP	Sauget, IL/Belleville Althoff HS	6-4/230	103.2 IP, 3.13 ERA, 3-3 (9), 47 K
	Scafati, Andy	1936	1B	Dedham, MA		
	Scanlan, Francis	1907-09	LHP	Syracuse, NY/Syracuse HS	6-1/175	19-3 record
	Scanlan, Ray	1908-09	C	Syracuse, NY		
	Scarpelli, Leonard	1944	OF	San Jose, CA		
24	*Scarpelli, Nick	1968-70	2B	Spokane, WA	5-8/158	307 AB, .264, 1 HR, 36 RBI
29	Scarpitto, Bob	1960	SS	Rahway, NJ/Rahway HS	5-10/190	92 AB, .283, 3 HR, 13 RBI
31	Scheid, Andrew	2009	RHP	Highlands Ranch, CO/Regis Jesuit HS	6-6/205	13.2 IP, 5.93 ERA, 0-1 (0), 11 K
22	Schloemer, Jay	1966	LHP	Cincinnati, OH	5-10/185	10 AB, .100, 0 HR, 0 RBI
42	Schmalz, Darin	1994-97	RHP	Barrington, IL/Barrington HS	6-0/190	298.2 IP, 3.35 ERA, 30-13 (0), 192 K
	Schmidt, Oscar	1894-95	C/3B/OF	Rock Island, IL		
18	Schmidt, Pete	1971-72	OF/IF	Plainfield, NJ/Plainfield HS	6-1/170	333 AB, .303, 1 HR, 28 RBI
35	Schmitz, Mark	1972-75	IF	Cleveland, OH/St. Ignatius HS	6-2/190	358 AB, .289, 4 HR, 55 RBI
25	Schmitz, Ron	1969-71	RHP	Cleveland, OH/St. Ignatius HS	6-0/185	186.0 IP, 3.39 ERA, 12-9, 124 K
	Schneider, George	1945-47	SS/OF	New York, NY		

S




All-MCC Tournament performer **James Sass** helped Notre Dame reach the 1989 NCAAAs while hitting .357 in two seasons with the Irish.



Tommy Shields ('84-'86) — an all-conference shortstop with a .338 career batting average — went on to be a minor-league manager in the Orioles organization.




Steve Skupien started at second base and center field in 1988, batting .315 with two home runs, 25 RBI and 10 stolen bases.



Future NFL tight end **Irv Smith** played two seasons with Notre Dame baseball before being drafted by the Houston Astros in 1992 (he went on to play with three NFL teams).

No.	Name	Years	Pos.	Hometown/Previous Team	Ht./Wt.	Career Statistics
13	Schoen, Bill	1970-71	3B/2B	Toledo, OH/St. Francis HS	5-10/175	105 AB, .219, 0 HR, 9 RBI
14	Scholl, Justin	1995-97	OF/C	Athens, OH/Athens HS	6-2/210	235 AB, .264, 8 HR, 40 RBI
	Schomer, Jason	1984-85	RHP	Jackson, MI/Lumen Christi HS	5-10/175	46.2 IP, 8.29 ERA, 4-2 (2), 20 K
29	Schrader, Joe	1964	1B	Lafayette, IN/Central Catholic HS	6-3/200	78 AB, .218, 2 HR, 11 RBI
	Schrall, Leo	1927-28	SS	Cresson, PA		
18	Schuster, Ken	1972-74	OF/C	Western Springs, IL/Lyons Township HS	6-0/185	183 AB, .269, 3 HR, 18 RBI
14	Scioscia, Matt	2009-10	C	Westlake Village, CA/Encino Crespi Carmelite HS		6-1/225 146 AB, .281, 6 2B, 2 HR, 31 RBI
	Scofield, Paul	1919-20	OF	Columbus, OH		
11	Scrivanich, Charles	1958	LHP	Lyndhurst, NJ	5-10/170	57.1 IP, 4.71 ERA, 4-1, 47 K
	Seabaugh, John	2007	RHP	Granger, IN/Penn HS	6-0/205	2.0 IP, 9.00 ERA, 0-0 (0), 3 K
20	Sefcik, George	1961-62	2B	Cleveland, OH/Benedictine HS	5-8/175	211 AB, .299, 6 HR, 37 RBI
	Seidel, Arnold	1932-33	OF/2B	Marshfield, WI		
25	Selcer, Dick	1958-59	2B	Cincinnati, OH	5-10/175	179 AB, .335, 3 HR, 44 RBI
26	Senecal, Bob	1956-58	LF	Newaygo, MI/Newaygo HS	6-0/185	235 AB, .272, 3 HR, 49 RBI
	Sepe, Tom	1934-35	OF	Cranston, RI		
26	Serena, Martin	1974, '76	RHP	Ottawa, IL/Marquette HS	6-0/180	33.2 IP, 6.95 ERA, 4-4, 21 K
8	Sharpley, Evan	2006-09	1B	Marshall, MI/Marshall HS	6-2/210	269 AB, .260, 16 2B, 18 HR, 61 RBI
34	Sharpley, Ryan	2008, '10	RHP	Marshall, MI/Marshall HS	6-4/210	48.0 IP, 4.69 ERA, 4-3 (0), 47 K
	Shaughnessy, Frank	1902-04	OF/C	Amboy, IL	6-1/185	
	Shea, John	1905-06	SS	Holyoke, MA		
	Sheehan, Bill	1922-24	SS	Chicago, IL		
	Sheehan, Charles	1913-15	P	Taunton, MA		10-2 record
	Sheehan, Clarence	1905-06	C/OF	Grand Ridge, IL		
	Sheehan, Thomas	1943-46	C	New Haven, CT/Hillhouse HS	6-0/190	
	Sheeketski, Joseph	1932	OF/C	Shadyside, OH/Shadyside HS	5-8/170	
	Sherman, Bill	1947	RHP	St. Paul, MN		2-2 record
15	Sherry, Greg	2008-10	INF	Mendham, NJ/Delbarton HS	5-9/180	423 AB, .270, 18 2B, 2 HR, 38 RBI
	Sherry, James	1903	2B	North Tarrytown, NY		
	Sherry, William	1911	IF	Somerville, MA		
	Shields, Tommy	1984-86	SS/3B	Devon, PA/Conestoga HS	6-1/180	458 AB, .338, 13 HR, 95 RBI
32	Shilliday, Alex	1996-99	RHP	Dunwoody, GA/Westminster HS	6-1/200	290 IP, 4.41 ERA, 25-17 (3), 265 K
	Shillington, John	1897	SS	Chicago, IL		
	Sholl, Jim	1974-77	RHP	Oakwood, OH/Paulding HS	6-2/205	157.0 IP, 4.24, 8-14, 115 K
4	Siler, Scott	1980-82	2B/3B	Elkhart, IN/Elkhart Memorial HS		75 AB, .280, 0 HR, 15 RBI
	Simendinger, Mark	1978-80	3B	Severna Park, MD/Severna Park HS	6-2/180	287 AB, .307, 3 HR, 44 RBI
17	Simone, Steve	1974	C	West Chester, OH/Lakota HS	6-0/185	33 AB, .091, 0 HR, 0 RBI
12	Sinnes, David	1990-93	RHP	Miami, FL/Palmetto Sr. HS	5-11/190	297.1 IP, 2.91, 32-8 (6), 315 K
31	Sinnott, Tom	1969	RHP	Elizabeth, NJ/St. Patrick's HS	6-4/205	10.2 IP, 0.00 ERA, 0-2, 8 K
7	*Sisko, Zach	2004	IF	Belleville, IL/St. Louis University HS	6-2/205	71 AB, .296, 1 HR, 13 K
	Sjoberg, Ralph	1917-19	2B	Kewanee, IL		
	Skupien, Steve	1986-88	SS/CF	Mission Viejo, CA/Capistrano Valley HS	5-8/165	378 AB, .272, 8 HR, 53 RBI
	Slavinsky, Tom	1977	RHP	Garfield, NJ/Bergen Catholic HS	5-11/160	12.1 IP, 10.22 ERA, 1-1 (0), 8 K
	Smith, Bill	1933	P	Chicago, IL	5-10/170	
15	Smith, Bryan	1980-82	RHP	Syracuse, IN/Wawasee HS	5-10/175	133.2 IP, 6.19 ERA, 12-8 (0), 81 K
	Smith, David	1978	IF	Westlake, OH	6-3/215	115 AB, .191, 1 HR, 8 RBI
5	Smith, Eddie	2005	IF	Olympia, WA/North Thurston HS	5-11/170	43 AB, .256, 0 HR, 6 RBI
45	Smith, Irv	1990-91	OF	Browns Mill, NJ/Pemberton Township HS	6-5/235	134 AB, .179, 6 HR, 15 RBI
7	Smith, Jim	1973-75	SS	Binghamton, NY/North HS	6-0/165	308 AB, .240, 8 HR, 40 RBI
	Smith, Joseph	1895	P	Watertown, WI		3-0 record
	Smith, Richard "Red"	1925-27	C/1B/OF	Combined Locks, WI/Kaukauna HS	5-10/185	
45	Smith, Ryan	2007	C	Waldorf, MD/Westlake HS	6-1/210	131 AB, .267, 2 HR, 23 RBI
	Smullen, Dick	1946-49	LHP	Forest Hills, NY/Roosevelt Yonkers HS	6-0/185	5-3 record
	Smullen, Harold	1942-43	RHP	West Haven, CT		4-3 record
27	Sniegowski, Don	1954-56	IF	Toledo, OH	6-1/175	98 AB, .255, 0 HR, 10 RBI
18	Snow, Charles	1964-66	C/OF	Castleton, NY	6-0/190	166 AB, .223, 4 HR, 27 RBI
	*Snyder, Casey	1983-84	OF	New Orleans, LA/Jesuit HS	5-8/150	142 AB, .204, 0 HR, 21 RBI
	*Snyder, Jack	1975	OF	New Orleans, LA	5-7/155	60 AB, .233, 0 HR, 7 RBI
	Sobek, George	1940-42	2B	Hammond, IN	6-0/175	
15	*Sollmann, Scott	1994-96	CF	Cincinnati, OH/St. Xavier HS	5-11/165	643 AB, .372, 3 HR, 84 RBI
3	Sollmann, Steve	2001-04	2B	Cincinnati, OH/St. Xavier HS	5-11/195	689 AB, .370, 11 HR, 123 RBI
	Somers, Michael	1911	P	Bloomington, IL		0-1 record
	Soos, Kenneth	1984-86	IF	South Bend, IN/Washington HS	5-11/175	346 AB, .286, 8 HR, 69 RBI
16	*Sopko, Paul	1957	OF	Columbus, OH	5-10/175	16 AB, .063, 0 HR, 0 RBI
27	Soriano, Chris	2006	C	Randolph, NJ/Delbarton HS	6-1/195	12 AB, .417, 0 HR, 3 RBI
31	Spaeth, Gerald	1954	RHP	Peoria, IL	6-1/190	33.1 IP, 2-1, 15 K
21	Spano, Joe	2009-10	LHP	Verona, NJ/Seton Hall Prep	5-11/165	40.2 IP, 5.98 ERA, 1-4 (0), 32 K
	Spaulding, Thomas	1916-17	2B	Springfield, KY		
43	Spizzirri, Joe	2010	LHP	San Juan Capistrano, CA/J Serra Catholic	6-2/185	8.2 IP, 5.19 ERA, 0-0 (0), 4 K
	Stack, Richard	1894	P	Escanaba, MI		1-2 record
	Stange, Gus	1924	P	Merrill, WI	6-2/195	0-2 record
2	*Stanley, Steve	1999-2002	CF	Upper Arlington, OH/Worthington Chr. HS	5-8/155	1,003 AB, .384, 2 HR, 121 RBI

All-Time Roster



Chuck Symeon — whose 1.31 season ERA in 1957 ranks fifth in Notre Dame history — delivered a shutout in the 9-0 win that eliminated Texas from the 1957 College World Series.



Pat Topolski played both corners of the infield during his career, leading the 1965 Irish in home runs (3) and RBI (22) before pacing the '66 team in RBI.



Clem Ulatowski lettered with Notre Dame baseball as a catcher and outfielder in 1910 and 1911 before playing in the Major Leagues with the Chicago Cubs.



Third baseman **Rich Vanthournout** earned Academic All-America honors in 1986 while compiling a .323 career batting average with the Irish.

T
U-
V

No.	Name	Years	Pos.	Hometown/Previous Team	Ht./Wt.	Career Statistics
	Starr, William	1977-78	OF	Allison Park, PA/North Catholic HS	5-10/150	128 AB, .211, 2 HR, 19 RBI
19	*Stavisky, Brian	2000-02	OF	Port Allegany, PA/Port Allegany HS	6-3/220	651 AB, .355, 33 HR, 168 RBI
17	Stavisky, Dan	1995-98	RHP	Mt. Pleasant, PA/Mt. Pleasant Area HS	6-4/200	132.1 IP, 5.44 ERA, 12-4 (0), 85 K
	Stephan, Anton	2002-03	1B	Scales Mound, IL		
	Stewart, Jack	1945	P	Washington, D.C.		4-2 record
32	Stewart, Jess	2004-07	RHP	Manassas, VA/Osborn City HS	6-3/215	125.0 IP, 3.89 ERA, 14-5 (2), 66 K
13	Stoltz, Mitchell	1973-76	RHP	Evansville, IN/Reitz HS	6-2/180	133.2 IP, 3.91 ERA, 7-11 (0), 87 K
31	Stonikas, William	1982-83	RHP	Flossmoor, IL/Homewood-Flossmoor HS	6-4/195	51.2 IP, 5.75 ERA, 4-4 (0), 20 K
	Stopper, Anthony	1905-06	1B	Williamsport, PA		
15	Stouffer, Jim	1962-63	C/OF	Benton Harbor, MI	6-1/195	54 AB, .222, 1 HR, 10 RBI
27	Stratta, Bob	1974-76	RHP	Olympia Fields, IL/Rich Central HS	6-2/185	177.0 IP, 3.92 ERA, 15-12, 130 K
35	Strickroth, Matt	1999-2002	OF/1B	Mission Viejo, CA/Santa Margarita HS	6-4/230	264 AB, .235, 9 HR, 45 RBI
	Sullivan, Albert Jr.	1931				
	Sullivan, Chester	1938-40	3B	Chicago, IL		
	Sullivan, Joseph	1926-28	2B	Waterbury, CT		
	Sullivan, William Jr.	1930-31	1B	Newburg, OR/Columbia Prep	6-1/170	
4	Swallow, Michael	1973	LHP	Ft. Yates, ND/Annendale HS	6-3/185	46.2 IP, 2.12 ERA, 4-1 (0), 23 K
	Sweet, George	1894-95	OF	Washington, D.C.		
29	Symeon, Chuck	1956-58	RHP	Stamford, CT/St. Basil's Prep	6-0/180	188.1 IP, 1.30 ERA, 14-7, 176 K
6	Szajko, Dan	1979-82	OF	South Bend, IN/John Adams HS	5-10/165	407 AB, .317, 10 HR, 72 RBI
8	Szajko, Ray	1987	IF	South Bend, IN/John Adams HS	5-10/165	90 AB, .200, 5 RBI
27	Szajko, Thomas	1964-65	OF	South Bend, IN	5-10/175	126 AB, .238, 2 HR, 12 RBI
28	Szczepanski, Steve	1998	RHP	Lombard, IL/Glenbard East HS	6-2/190	43.2 IP, 5.98 ERA, 3-3 (1), 27 K
	Tallett, John	1942	1B	North Chicago, IL		
23	Tamayo, Danny	1998, '00-'01	RHP	Miami, FL/Ransom Everglades HS	6-1/220	160.0 IP, 3.27 ERA, 12-5 (1), 141 K
7	Tasch, Chuck	1980-82	SS/2B	Barrington, IL/Barrington HS	5-10/180	329 AB, .343, 1 HR, 68 RBI
32	Tate, Golden	2009	OF	Hendersonville, TN/Pope John Paul II HS	6-1/180	264 AB, .318, 11 2B, 1 HR, 25 RBI, 16 SB
21	Tencza, Tom	1965-67	2B	Dearborn, MI	5-8/155	343 AB, .251, 5 HR, 33 RBI
28	Teschke, Bill	1954-55	OF	Chicago, IL/Hirsch HS	6-1/175	139 AB, .259, 1 HR, 18 RBI
21	*Thaman, Joe	2001-04	1B/LHP	St. Louis, MO/St. Louis Univ. HS	6-4/210	506 AB, .279, 9 HR, 81 RBI; 48.1 IP, 3.35, 4-1 (1), 34 K
	Thernes, Matt	1934-36	P	Cincinnati, OH	6-1/190	8-5 record
	Thomas, Frank	1922-23	OF	East Chicago, IN	5-9/160	
30	*Thornton, Tom	2003-06	LHP	Middleboro, MA/Middleboro HS	6-6/225	332.2 IP, 3.79 ERA, 27-12 (0), 204 K
45	Tommasini, Kevin	1994	3B/1B	Winston, OR/Douglas HS	6-1/195	28 AB, .286, 0 HR, 9 RBI
9	*Topham, Ryan	1993-95	RF/1B	Portage, MI/Portage Central HS	6-2/200	544 AB, .320, 34 HR, 165 RBI
26	Topolski, Pat	1965-67	3B/1B	Michigan City, IN	5-11/170	324 AB, .275, 3 HR, 45 RBI
	Toumey, William	1935	P	New York, NY		2-2 record
	Tracy, Bill	1945	C	New York, NY		
27	Trapp, Harold "Bud"	1958	3B	Sycamore, IL/Sycamore HS	6-0/185	
23	*Tremblay, Mark	1953-54	CF	Cambridge, MA	5-8/155	155 AB, .342, 3 HR, 27 RBI
	*Trudeau, Mike	1983-85	OF	Bellingham, MA/Memorial HS	6-0/175	370 AB, .343, 7 HR, 75 RBI
6	#Turco, Paul	1996-97	SS	Sarasota, FL/Sarasota HS	5-9/165	246 AB, .211, 0 HR, 24 RBI
29	*Twohy, Jim	1954	1B/RF	Brooklyn, NY/Xavier HS	6-0/170	61 AB, .279, 1 HR, 15 RBI
22	Twombly, Dennis	1994	C	San Diego, CA/Patrick Henry HS	6-2/205	92 AB, .348, 5 HR, 24 RBI
	Ulatowski, Clem	1910-11	C/OF	Chicago, IL/St. Cyril's HS	5-11/175	
	Underkoffler, Joseph	1933-35	C	Britt, IA		
8	Ust, Brant	1997-99	IF	Redmond, WA/Eastlake HS	6-1/200	660 AB, .368, 46 HR, 170 RBI
21	Valenzuela, Henry	1979-82	1B	Tampa, FL/Jesuit HS	6-2/185	494 AB, .314, 15 HR, 123 RBI
	Vanthournout, Rich	1985-86	3B	St. Charles, IL/St. Charles HS	6-1/160	396 AB, .323, 4 HR, 63 RBI
	Vaughan, Champ	1927	C	Portland, OR		
24	Veerkamp, Patrick	2010	RHP	Fort Wayne, IN/Homestead HS	6-2/180	7.0 IP, 9.00 ERA, 0-2 (0), 3 K
	Velcheck, Arnold	1933, '35-'36	OF	Thorpe, WI		
42	Verduzco, Steve	1992-93	3B/SS	Scotts Valley, CA/Bellarmino Prep	6-1/185	102 AB, .245, 1 HR, 16 RBI
	Vergara, George	1924	1B/3B/OF	Bronx, NY		
23	Vergara, Martin	2002	RHP	Paterson, NJ/DePaul Catholic HS	6-0/190	63.0 IP, 4.14 ERA, 6-1 (1), 55 K
	Verhoestra, Arthur	1938-39	C	South Bend, IN		
45	Vilorio, Brandon	2000-03	RHP	Wailuku, HI/Maui HS	5-11/210	83.2 IP, 2.58 ERA, 6-2 (7), 49 K
	Voellinger, Dan	1977-80	C	Rockford, IL/Boylan HS	6-0/190	414 AB, .273, 12 HR, 101 RBI
8	Vogele, Greg	1988	OF	Cincinnati, OH/La Salle HS	5-11/160	35 AB, .343, 1 HR, 8 RBI
33	*Voitier, Bob	1968-70	OF	Church Point, LA/Acad. Immac. Conception	6-1/165	264 AB, .265, 1 HR, 21 RBI
	Vuono, Carl	1984	1B/3B	Pittsburgh, PA/Mt. Lebanon HS	6-0/180	263 AB, .297, 12 HR, 69 RBI
	Vuono, Marty	1980	RHP	Pittsburgh, PA/Mt. Lebanon HS	6-0/180	35.0 IP, 4.11 ERA, 4-3 (1), 20 K

Did You Know? ...

Jeff Wagner ('97) and Brant Ust ('98) turned in consecutive BIG EAST rookie-of-the-year seasons after posting the two highest freshman home run totals in Notre Dame history (Wagner 10, Ust 11), with Brian Stavisky then hitting 14 as a freshman in 2000.




Steve Whitmer is one of several former Notre Dame players who went on to enter college coaching, serving five seasons as head coach at the U.S. Naval Academy.



Jeff Wagner (1996-99), who was drafted in the 21st round of the '99 draft by the Anaheim Angels, still ranks in the top 10 all-time in career slugging percentage (.634), RBI (7th; 189), home runs (1st; 49), doubles (t-10th; 50) and total bases (6th; 440).



Kyle Weiland (2006-08), who was drafted in the third round of the '08 draft by the Boston Red Sox, owns the school record for career saves with 25. He also set the single-season record of 16 in 2006.



Ray Zolnowski (1966) is the final player on ND baseball's list of 865 letterwinners. The 800th (RHP Ryan Kalita) played in '02.

W

No.	Name	Years	Pos.	Hometown/Previous Team	Ht./Wt.	Career Statistics
44	Wagner, Jeff	1996-99	C/1B	Louisville, KY/St. Xavier HS	6-3/235	694 AB, .336, 49 HR, 189 RBI
7	Walania, Alan	1990-93	RHP	Derby, CT/Notre Dame HS	6-2/170	324 IP, 3.64 ERA, 30-12 (8), 236 K
	Walbrun, Tom	1976	OF	Appleton, WI	6-0/165	77 AB, .338, 0 HR, 11 RBI
	Waldorf, Rufus	1905-07	P	Mendota, IL	5-11/170	11-3 record
19	Walker, Mickey	1961-63	RHP	Detroit, MI/Detroit Catholic Central HS	6-2/195	164.1 IP, 2.96 ERA, 13-4, 143 K
	Walsh, Edward	1926-28	P	Meridian, CT/Meriden HS, St. John's Prep	6-1/180	18-6 record
	Walsh, James	1915	P	Fonda, IA		9-5 record
41	Warrender, Bill	2009-10	OF	Collegeville, PA/La Salle Collegiate HS	6-1/190	36 AB, .250, 1 2B, 1 3B, 1 HR, 4 RBI
	Watzke, Mark	1984-86	RHP	Palos Hts, IL/Carl Sandburg HS	6-1/180	119 IP, 4.92 ERA, 11-6 (0), 39 K
	Weglarz, Matt	2007	C	Kansas City, MO/Rockhurst HS/Missouri St.	6-3/220	156 AB, .244, 5 HR, 29 RBI
33	Weiland, Kyle	2006-08	RHP	Albuquerque, NM/Eldorado HS	6-3/180	121.0 IP, 4.17, 9-9 (25), 117 K
18	Weiss, Brent	2002, '04	OF/C	Cockeysville, MD/St. Paul's HS	6-1/195	36 AB, .222, 2 HR, 9 RBI
	Welch, Thomas	1905	OF	Kewanee, IL		
	Wells, March Forth	1912-15	P	Dowagiac, MI		10-2 record
	Wentworth, George	1934-36	SS	Bucksport, ME		
	White, Clovis	1933	1B	Scottsville, KY		
29	Whitmyer, Steve	1981-82	RHP	Columbus, OH/Brookhaven HS	6-4/215	135.2 IP, 5.24 ERA, 9-13 (1), 109 K
26	*Widelski, Wally	1995-97	LHP	South Holland, IL/Thornwood HS	6-2/180	68.2 IP, 5.64 ERA, 7-0 (0), 39 K
29	Wilkins, Cody	2004	LHP	Hudson, NC/South Caldwell HS	6-1/225	6.0 IP, 7.50 ERA, 0-0 (0), 7 K
	*Williams, Fred "Cy"	1910-12	OF	Wadena, IN	6-2/180	
51	Williamson, Joey	2005-07	RHP	Lantana, FL/Santaluces HS	6-1/195	93.2 IP, 4.52 ERA, 5-4 (2), 91 K
	Wilson, Francis	1926-28	OF/1B	Pittsburgh, PA		
	Wilson, Ralph	1896, '98	OF	Blairsville, PA		
	Wilson, William	1911	C	Flint, MI		
20	Wojcik, Edward	1958-60	C	Manchester, CT	6-1/195	214 AB, .229, 1 HR, 35 RBI
	Wolf, Charles	1947	OF	Ft. Thomas, KY		
	Wolf, George Louis	1916	SS	South Bend, IN		
	Wolfe, Don	1975-78	LHP	Fairlawn, NJ/Fairlawn HS	6-2/175	191.0 IP, 3.58, 13-14, 145 K
12	*Wood, Howard	1972-73	OF	Redondo Beach, CA/Montgomery HS	5-10/170	135 AB, .237, 1 HR, 9 RBI
	Woolwine, Jim	1961-63	3B	Wilmington, IL/Wilmington HS	5-10/175	201 AB, .279, 1 HR, 24 RBI
	Wrape, James	1919	P	St. Louis, MO		4-1 record
32	Wright, Jim	1969	C	Sparta, NJ/Sparta HS	6-1/220	49 AB, .224, 1 HR, 9 RBI
1	Wright, Michael	2007	OF	Lockhart, TX/Lockhart HS	5-7/160	45 AB, .200, 1 HR, 6 RBI
45	Wroblewski, Korey	1992-93	DH	LaPorte, IN/LaPorte HS	6-2/210	59 AB, .186, 4 HR, 10 RBI
30	Yawman, Dave	1988	C	Fairport, NY/Fairport HS	6-3/205	31 AB, .129, 0 HR, 3 RBI
32	Yeager, Joe	1955	OF	Stamford, CT	6-2/185	31 AB, .258, 0 HR, 4 RBI
	Yore, William	1927	OF	Oakland, CA		
	Zabroski, Peter	1977-78	RHP	Hartford, CT/Hartford Public HS	6-0/170	75.1 IP, 4.30 ERA, 3-2, 38 K
	Zappia, Tony	1970-71	2B	South Bend, IN/St. Joseph's HS	5-9/160	38 AB, .184, 0 HR, 1 RBI
	Zieminski, Joe	1944	P	Springfield, MA		2-2 record
18	Zimont, Larry	1998	OF	Oak Forest, IL/Oak Forest HS	6-3/220	85 AB, .271, 3 HR, 16 RBI
28	Zolnowski, Ray	1966	RHP	Bayonne, NJ	6-0/185	

Y-Z

All-Time Numerical Roster

1

Tom Allen
Randall Brooks
Adam Norton
Anthony Iarocci
Tim Prister
Michael Wright

2

Joseph Barrows
Brett Lilley
Tim Murray
Rowan Richards
Alex Robinson
Gregory Rodems
John Rodgers
Casey Snyder
Steve Stanley

3

Dan Bautch
James Cameron
Tony Langford
Greg Layson
Bob Lisanti
Trey Mancini
Mike Moshier
Matt Nussbaum
Steve Sollmann

4

Michael Doranin
Richard Farrell
John Flanagan
Todd Frye
Joe Hudson
Greg Lopez
Mark Mapes
A.J. Pollock
Scott Siler
Michael Swallow

5

J.J. Brock
Drew Duff
Paul Failla
Frank Fiascki
Tom Hansen
Michael Jamieson
Matt Macri
David Mills
John Moran
Craig Pavlina
Chris Reinhart
Mike Rooney
Eddie Smith

6

Peter Clemens
Mike Coss
Danny Dressman
Brian Dupra
Mike Galloway
Mike Naumann
Steven Passinaut
Dan Szajko
Paul Turco

7

Ross Brezovsky
Javier Fuentes
Dustin Ispas
Eric Jagielo
Christian Parker
Jeff Perconte
Zach Sisko
James Smith
Chuck Tasch
Alan Walania

8

Kris Billmaier
Chris Fournier
Matt Grosso
Matt Haas
Frank Jacobs
Michael Kenahan
Henry Lange
Thomas Miller
James Sass
Evan Sharpley
Brant Ust
Rich Vanthournout
Gary Voegel

9

Matt Bok
Craig Cooper
J.P. Drevline
Allen Greene
George Iams
Edward Lange
John Loughran
Michael O'Neill
Ryan Topham

10

Rick Chryst
Ryan Connolly
Dustin Ispas
Cory Mee
Chris Niesel
Alec Porzel
Steve Skupien

11

Robby Birk
Tom Bujnowski
Tommy Chase
Phil Donnelly
Sean Gaston
Phil Krill
Alan Kristowski
Joseph LaRoca
William Matre
Gary Mayer
Charles Scrwanich

12

Mike Amrhein
Brayden Ashdown
Dave Bartish
Brett Basilone
Thomas Blythe
Matt Bransfield
Andrew Bushey
Gene Duffy
Shaun Fitzmaurice
Jim Gibbons
Joe Kernan
Laurence Lackner
Jerry McNamara
Pat Pesavento
Kenneth Rump
David Sinnes
Howard Wood

13

Joe Binkiewicz
Mike Carlin
Dave Costigan
Craig DeSini
Brennan Grogan
Wade Korpi
Chuck Lennon
Thomas O'Connor
Herman Petzold
Bret Poppleton
William Schoen
Mitchell Stoltz
Dan Voellinger

14

Bob Bentley
Joseph Carideo
Frank Carpin
Mark Clementz
Ben Cooke
Matt Edwards
Tom Guilfoile
Robbie Kent
Jason Martinez
Eddy Mendiola
Richard O'Leary
Justin Scholl
Matt Scioscia
Tommy Shields

Several Notre Dame pitchers have worn number 20, including LHPs Dan McGinn ('65) and Dave Celmer ('66-'68), plus Steve Powell ('84-'86), A.J. Jones ('93-'94), Brad Lidge ('97-'98) and 2003 graduate Peter Ogilvie (pictured).

Current players in **bold**
Numbers unavailable for some seasons



Former South Bend mayor and recent Indiana governor Joe Kernan was a catcher on the 1967 and '68 Notre Dame baseball teams. Kernan is one of several noteworthy Irish baseball players who have worn No. 12, with that group including Mike Amrhein, Shaun Fitzmaurice, Jim Gibbons, Pat Pesavento, David Sinnes and Andrew Bushey.

23

Craig Allen
David Clark
John Counsell
Michael Deasey
Chris Flynn
Joseph Geneser
Mark Gonring
Ed Hurley
Tony Langford
Pat Leahy
John Mitchell
Ryan Richter
Danny Tamayo
Mark Tremblay
Martin Vergara

24

Matt Arminio
Rico Bertucci
Brian Conway
John Corbin
Sam Elam
Ronald Goodman
John Hammett
Tim Hutson
Frank Karazim
James Montegano
George Restovich, Jr.
Michael Riddell
Nick Scarpelli
Patrick Veerkamp

25

Tom Cuggino
Kevin Fanning
Mike Holba
Matt Katich
William Lucas
Nick Mainieri
John Musto
Pat O'Keefe
Austin Pearce
Paul Petitclair
Harold Reilly
Ron Schmitz
Dick Selcer

26

Timothy Ambrey
Arthur Combs
Jim Cusack
Doug Doemel
Mick Doyle
Rich Gonski
Timothy Handrich
Bob Jaeger
Nick Palihnich
Bob Senecal
Martin Serena
Pat Topolski
Wally Widelski
Joey Williamson

15

Pat Eilers
Walt Gazdayka
Robert Giarrantano
Chad Hartvigson
Edward Hrabcsak
Mike Knecht
Leonard LeRose
Michael Lesso
Pat O'Brien
Jim Phelps
Javi Sanchez
Greg Sherry
Bryan Smith
Scott Sollmann
Jim Stouffer
Mike Trudeau
Matt Weglarz

16

Bill Brutvan
Jeff Felker
Paul Horan
Thomas Jaeb
Edward Lupton
Eric Maust
Ron Mottl
Alex Nettey
Frank Orga
Daniel Phelps
Paul Sopko

17

Billy Boockford
Michael Brennan
Henry Bretting
Kasey Clevenger
James Cross
John Ebert
Robert Fitz
Nick Furlong
Matt Krall
Ken Meyer
Kevin O'Neill
Cody Rizzo
Stephen Simone
Dan Stavisky

18

Patrick Coleman
Tom Conroy
Sean Fitzgerald
Harold Lavelle
Paul Mauk
Steven Mazur
Walt Osgood
John Rogers
Peter Schmidt
Kenneth Schuster
Charles Snow
Brent Weiss
Larry Zimont

19

Craig Counsell
Jim Dee
Larry Kennedy
Dick Lucke
Todd Miller
James Noe
John O'Drobinak
Mike Passilla
Mark Pittman
Dick Rosenthal
John Seabaugh
Brian Stavisky
Mickey Walker

20

Jeremy Barnes
Dave Celmer
Phillip Dingle
A.J. Jones
Brad Lidge
Charlie Markson
Dan McGinn
Tom Murray
Daniel Nespo
Peter Ogilvie
Derik Olvey
Bill Orga
Steve Powell
Scott Rogers
George Sefcik
Edward Wojcik

21

Scott Cavey
Frank Finnegan
James Gieselman
Justin Gleichowski
Gerry Goetz
Brett Gruffy
Robert Kocmalski
John Matthews
Dick Nussbaum
John Reynolds
Joe Spano
Tom Tencza
Joe Thaman
Henry Valenzuela

22

Thomas Colin
Eric Danapilis
Evan Danieli
Aaron Heilman
Daniel Hogan
Grant Johnson
Dan Kapala
Joseph Keenan
Erik Madsen
Anthony McIver
Robin Reschan
Jay Schloemer
Mark Simendinger
Dennis Twombly



27

Roger Braun
Mike Coffey
Jerry Fenzel
Gregory Jaun
Richard Licini
Paul O'Toole
Paul Pryblo
Sam Richey
Robert Roemer
Rich Sauget, Jr.
Don Sniegowski
Chris Soriano
Bob Stratta
Thomas Szajko
Harold Tapp
Marty Vuono

28

Bob Bartlett
Richard Eich
Ed Lund
Thomas Lux
Cameron McConnell
William Teschke
Ray Zolnowski

29

Garret Carlson
Donald Costa
David Gruener
Dave Hanson
Ryne Intlekofer
David Legus
Buster Lopes
Robert Scarpitto
Joseph Schrader
Chuck Symeon
Steve Whitmeyer
Cody Wilkins

30

Bob Arnen
John Connoro
Pat Davis
Jim Hannan
Will Harford
Forest Johnson
Frank Kwiatowski
Mike Morgalis
Joseph Ridge
Michael Rieder
Rick Rusteck
Tom Thornton
Bob Voitier
Dave Yawman

31

John Coretta
Gregg Henebry
Mike Many
Timothy Reardon
George Restovich, Sr.
Andrew Scheid
Tom Sinnott
Gerald Spaeth
William Stonikas

32

John Gentempo
Ryan Kalita
Jim Morris
Brian Peters
Alex Robinson
Alex Shilliday
Jess Stewart
Golden Tate
James Wright
Joe Yeager

33

Ty Adams
Scott Bickford
Ed Golom
Mike Graney
Mickey Karkut
Elmer Kohorst
Stan Konopka
Ron Reed
Bob Voitier
Kyle Weiland

34

Dylan Blake
Kevin Hardy
Tom Howard
Mark Lapinskas
Tony Livorsi
Jeff Manship
Ryan Sharpley

35

Frank DeSico
David Phelps
Mark Schmitz
Matt Strickroth
Chris Vasami

36

Steve Andres
Dan Leatherman
Leighton Cooper

37

Cole Johnson
Dan Kapala
Matt Laird

38

Tyler Jones
Casey Martin
Tom O'Hagan

39

Matt Buchmeier
Kevin Chenail

40

Justin Gingerich
Brian Piotrowicz
Dan Slania

41

Mike Balicki
Tom Price
Bill Warrender

42

Ty Adams
Dan Peltier
Darin Schmalz
Steve Verduzco

43

Joe Spizzirri

44

David Casey
Mike Dury
Tim Krause
Jeff Wagner

45

Michael Harmon
Will Hudgins
Chris McKeown
Jeff Samardzija
Irv Smith
Ryan Smith
Kevin Tommasini
Brandon Vioria
Korey Wroblewski

46

J.P. Gagne
Tim Kalita
Matt Whittington

47

Ryan Doherty

48

Andrew Wiand

49

John Axford
Mike Rotkis

50

Marty DeGraff

51

Donnie Hissa
Joey Williamson

52

Larry Mohs
Steve Sabatino

54

Adam Maisano
Rich Sauget
Matt Whittington

55

Matt Scioscia

56

Edwin Hartwell

Baseball Letterwinners By State

Illinois 149

New York 84

Indiana 83

Ohio 65

New Jersey 49

Massachusetts 45

Michigan 44

Pennsylvania 38

California 37

Wisconsin 30

Iowa 25

Minnesota 21

Texas 19

Kentucky 18

Florida 18

Connecticut 17

Missouri 15

Washington 13

Maryland 12

Virginia 9

Louisiana 9

Oregon 8

Washington, D.C. 7

Nebraska 6

Tennessee 6

Kansas 5

Colorado 5

Maine 4

Oklahoma 4

Rhode Island 4

Arizona 3

Georgia 3

New Mexico 3

Alabama 2

Ontario 2

South Dakota 2

Arkansas 1

Canal Zone 1

Delaware 1

Hawaii 1

Mississippi 1

Montana 1


North Carolina 1

North Dakota 1


Utah 1

West Virginia 1

Wyoming 1



Notre Dame's 49 all-time baseball letterwinners from New Jersey include recent All-America closer Ryan Doherty (Toms River) and Fairlawn native Don Wolfe (pictured), who as a freshman tossed the first known no-hitter by a Notre Dame pitcher in 38 seasons (during a 10-0 home victory over Butler on April 20, 1975). The lefthander racked up 12 strikeouts while walking only two batters during the historic outing. He went on to post 20 complete games in his three-year career ('75, '77-'78), still good for sixth place on the Notre Dame list for career complete games.



Ontario native Robert Hoag (Ottawa) lettered as a second baseman with the 1939 Notre Dame baseball team while recent righthander John Axford (Port Dover) joined him as the second Canadian to earn a monogram with the Notre Dame baseball program (in 2002).

Bold – states represented on Notre Dame's 2011 roster.


Won-Loss Record

Coach	Years	W-L-T	Pct.
Frank Hering	1897-99	17-7-0	.708
Stahl	1900	15-2-0	.882
Robert Lynch	1903	17-5-0	.773
Harry Arndt	1906	20-5-0	.800
Lou Criger	1907	21-2-0	.913
Harry Curtis	1908-09 (2)	33-6-0	.846
Ed Smith	1910, '12 (2)	38-8-0	.826
Albert Kelly	1911 (1)	17-5-0	.773
Fred "Cy" Williams	1913 (1)	14-3-0	.824
Jesse Harper	1914-18 (5)	61-28-0	.685
Gus Dorais	1919-20 (2)	21-10-1	.672
Walter Halas	1921-23 (3)	46-21-1	.684
George Keogan	1924-26, '30-'33 (7)	68-57-2	.543
Tommy Mills	1927-29 (3)	57-20-1	.737
Jake Kline	1934-75 (42)	558-449-5	.554
Tom Kelly	1976-80 (5)	88-102-1	.463
Larry Gallo	1981-87 (7)	157-167-3	.485
Pat Murphy	1988-94 (7)	318-116-1	.732
Paul Mainieri	1995-2006 (12)	533-213-3	.714
Dave Schrage	2007-10 (4)	119-104-1	.533

note: ND's pre-1908 coaches served only in preseason roles


Year	Coach	Captain(s)	W-L-T	Pct.
1892	None	Charles Gillon	1-0-0	1.000
1894	None	John Flannigan	1-2-0	.333
1895	None	Oscar Schmidt	3-2-0	.600
1896	None	Michael Daly	2-3-0	.400
1897	Hering	Michael Powers	4-2-0	.667
1898	Hering	Michael Powers	6-2-0	.750
1899	Hering	Angus McDonald	7-3-0	.700
1900	Stahl	Angus McDonald	15-2-0	.882
1901	None	Matthew Donahue	11-8-0	.579
1902	None	Robert Lynch	16-4-1	.786
1903	Lynch	Anton Stephen	17-5-0	.773
1904	None	Anton Stephen	12-5-0	.706
1905	None	Daniel O'Connor	6-9-0	.400
1906	Arndt	Lawrence McNeerney	20-5-0	.800
1907	Criger	Rufus Waldorf	21-2-0	.913
1908	Curtis	John Brogan	20-1-0	.952
1909	Curtis	John McKee	13-5-0	.722
1910	Smith	Albert Kelly	19-3-0	.864
1911	Kelly	Eugene Connolly	17-5-0	.773
1912	Smith	Fred "Cy" Williams	19-5-0	.792
1913	Williams	Simon Farrell	14-3-0	.824
1914	Harper	Herb Kelly	17-5-0	.773
1915	Harper	Edward Duggan	14-6-0	.700
1916	Harper	Charles Sheehan	11-8-0	.579
1917	Harper	Clarence "Jake" Kline	10-4-0	.714
1918	Harper	Louis Wolf	9-5-0	.643
1919	Dorais	Ralph Sjoberg	10-4-1	.700

Notre Dame's 1904 varsity baseball team



Even before the first varsity season (1892), Notre Dame students were playing organized baseball – as shown in this 1869 photo.

Year	Coach	Captain(s)	W-L-T	Pct.
1920	Dorais	Frank Miles	11-6-0	.647
1921	Halas	Johnny Mohardt	11-7-1	.605
1922	Halas	Jerome Blievernich	19-4-0	.826
1923	Halas	Paul Castner	16-10-0	.615
1924	Keogan	William Sheehan	16-7-0	.696
1925	Keogan	Roger Nolan	11-13-0	.458
1926	Keogan	James Silver	13-13-0	.500
1927	Mills	Richard Smith	15-6-0	.714
1928	Mills	Joseph Sullivan	23-8-0	.742
1929	Mills	John Colrick	19-6-1	.750
1930	Keogan	Joe Lordi	12-7-0	.632
1931	Keogan	Dennis O'Keefe	6-4-0	.600
1932	Keogan	Charles Palt	5-6-1	.458
1933	Keogan	James McGrath	5-7-1	.423
1934	Kline	Lawrence O'Neill	8-11-0	.421
1935	Kline	Kieran Dunn	11-7-0	.611
1936	Kline	Francis Gaul	16-3-0	.842
1937	Kline	Ennio Arboit	11-6-0	.647
1938	Kline	Charles Borowski	11-6-0	.647
1939	Kline	Joseph Nardone	11-6-0	.647



Herb Kelly
1914 team captain



Francis Gaul



Jake Kline (left) and
Charles Borowski

Year	Coach	Captain(s)	W-L-T	Pct.
1940	Kline	Chester Sullivan	9-8-0	.529
1941	Kline	Andrew Chlebeck	6-10-1	.382
1942	Kline	Bernie Crimmins	7-4-0	.636
1943	Kline	James Carlin	5-3-0	.625
1944	Kline	Thomas Sheehan	11-11-0	.500
1945	Kline	Frank Gilhooley	10-8-1	.553
1946	Kline	Thomas Sheehan	13-6-0	.684
1947	Kline	Bob Klein, Jack Mayo	16-5-0	.762
1948	Kline	Steve Pavella	11-12-0	.478
1949*	Kline	Benny Kozlik, Ray Petrzalka	20-8-0	.714
1950	Kline	Thomas Martin	8-14-0	.364
1951	Kline	Bob Nemes	11-14-0	.440
1952	Kline	Jerry Ledwidge	13-12-0	.520
1953	Kline	Joe Ridge	16-7-1	.688
1954	Kline	Harold Reilly	12-13-0	.480
1955	Kline	Ron Mottl (honorary)	9-13-0	.409
1956*	Kline	Dan Nespo	12-14-0	.462
1957*	Kline	Jim Cusack, Elmer Kohorst	16-10-0	.615
1958*	Kline	Bob Senecal	20-11-0	.645
1959*	Kline	Gene Duffy, Dick Selcer	22-7-0	.759
1960*	Kline	Ed Wojcik	19-7-0	.731
1961	Kline	Jack Gentempo	12-17-0	.414
1962	Kline	Bill Brutvan (honorary)	11-6-0	.647
1963*	Kline	Dave Hanson	19-11-0	.633
1964	Kline	John Counsell	16-12-1	.569
1965	Kline	Ed Lupton (honorary)	18-17-0	.514
1966	Kline	Mark Gonring	12-14-0	.462
1967	Kline	Pat Topolski	17-8-1	.673
1968	Kline	Tom Cuggino	13-10-0	.565
1969	Kline	Tom Lux	14-10-0	.583



Bernie Crimmins



James Carlin



Notre Dame's 1959 NCAA Tournament Team

Year	Coach	Captain(s)	W-L-T	Pct.	Year	Coach	Captain(s)	W-L-T	Pct.	Year	Coach	Captain(s)	W-L-T	Pct.
1970*	Kline	Nick Scarpelli	17-14-0	.548	1987	Gallo	None	15-29-0	.341	2001*	Mainieri	Andrew Bushey, Aaron Heilman, Alec Porzel	49-13-1	.786
1971	Kline	Chuck Horan	11-21-0	.344	1988	Murphy	Steve Skupien	39-22-0	.639	2002*	Mainieri	Andrew Bushey, Steve Stanley	50-18-0	.735
1972	Kline	Joe LaRocca	14-16-0	.467	1989*	Murphy	Mike Moshier, Pat Pesavento	48-19-1	.713	2003*	Mainieri	Kris Billmaier, J.P. Gagne, Steve Sollmann	45-18-0	.714
1973	Kline	Bob Roemer	15-22-0	.405	1990	Murphy	Ed Lund	46-12-0	.793	2004*	Mainieri	Javi Sanchez, Steve Sollmann, Chris Niesel	51-12-0	.810
1974	Kline	Tom Hansen	18-21-0	.462	1991	Murphy	Joe Binkiewicz	45-16-0	.738	2005*	Mainieri	John Axford, Tyler Jones, Greg Lopez, Cody Rizzo	38-24-1	.611
1975	Kline	Mark Schmitz	17-14-0	.548	1992*	Murphy	Craig Counsell, Cory Mee, Joe Binkiewicz	48-15-0	.762	2006*	Mainieri	Greg Lopez, Tom Thornton	45-17-1	.722
1976	Kelly	Mitch Stolz, Bob Stratta	16-24-0	.400	1993*	Murphy	Edwin Hartwell	46-16-0	.742	2007	Schrage	Danny Dressman, Mike Dury	28-28-0	.500
1977	Kelly	Stan Bobowski	17-26-0	.395	1994*	Murphy	Bob Lisanti	46-16-0	.742	2008	Schrage	Ross Brezovsky, Sean Gaston, Chris Soriano	33-21-1	.609
1978	Kelly	Rick Pullano	12-25-1	.329	1995	Mainieri	Bob Lisanti, Craig DeSensi	40-21-0	.656	2009	Schrage	Jeremy Barnes, Ryan Connolly	36-23-0	.610
1979	Kelly	Rick Pullano	14-19-0	.424	1996*	Mainieri	Craig Allen, Bob Lisanti, George Restovich, Rowan Richards	44-18-0	.710	2010	Schrage	Brian Dupra, Ryan Connolly, Mick Doyle, Cole Johnson	22-32-0	.407
1980	Kelly	Dan Voellinger	29-8-0	.784	1997	Mainieri	J.J. Brock	41-19-0	.683					
1981	Gallo	Mike Jamieson	23-16-1	.588	1998	Mainieri	J.J. Brock	41-17-0	.707					
1982	Gallo	Chuck Tasch, Henry Valenzuela	28-15-0	.651	1999*	Mainieri	Alex Shilliday, Jeff Wagner	43-18-0	.705					
1983	Gallo	Rick Chryst	19-28-0	.404	2000*	Mainieri	Aaron Heilman, Matt Nussbaum, Jeff Perconte	46-18-0	.719					
1984	Gallo	Curt Vuono	24-24-0	.500										
1985	Gallo	Jack Moran	26-27-2	.491										
1986	Gallo	Tom Shields, Rich Vanthoumout	22-28-0	.440										

* Denotes NCAA tournament appearances

Program Totals (3,653 games): 2,270 wins; 1,363 losses; 20 ties (.624)



Notre Dame's 1989 NCAA Tournament West II Regional Team (48-19-1)

(kneeling, from left) Pat Eilers, Mike Coss, John Flanagan, Tom Allen, Mike Moshier, Mike Rooney, Tom Murray, Craig Counsell, Jason Martinez and Dan Marzec; (middle row, from left) Pat Pesavento, Erik Madsen, Matt Krall, Jim Passinault, Dan Peltier, Jon Baker, James Sass, Brian Piotrowicz, Mike Passilla and Brian Conway; (back row, from left) Tom Gulka, Joe Binkiewicz, Mike Coffey, assistant coach Fred Petersen, groundskeeper, senior manager Chris Welborn, junior manager Luke Lovell, assistant coach Jeff Nate, head coach Pat Murphy, David Legus, Paul Lange, graduate assistant coach Brian Gallaway and athletic trainer Dwayne Treolo
Players not pictured include: Dan Bautch, Frank Jacobs, Tony Livorsi, Ed Lund, Cory Mee, Mike Rotkis, Korey Wroblewski and Joe Zebroski (plus assistant coach Mike Gibbons)

All-Time Series Records

Air Force.....	7-0	Dallas Baptist.....	1-1
Akron.....	1-0	Daniel Baker.....	2-0
Alabama.....	4-3	Dartmouth.....	2-0
Alabama-Birmingham.....	0-0	Dayton.....	46-12
Albany.....	0-1	DePaul.....	3-0
Albion.....	8-1	DePauw.....	19-4
Alma.....	1-0	Delaware.....	3-2
Amherst.....	1-0	Delta State.....	1-6-1
Arkansas.....	6-6	Denison.....	3-0
Arkansas-Little Rock.....	1-0	Detroit (Mercy).....	56-46
Arkansas State.....	8-7	Drake.....	1-0
Armour.....	7-0	Duke.....	4-5
Army.....	5-1	Duquesne.....	10-0
Arizona.....	2-8	Earlham.....	2-0
Arizona State.....	2-5	Eastern Illinois.....	5-1
Auburn.....	0-4	Eastern Michigan.....	2-1
Austin Peay State.....	0-1	Elon.....	2-0
Ball State.....	19-12	Evansville.....	21-10
Baylor.....	2-3	Fairfield.....	1-0
Beloit.....	18-9	Ferris State.....	3-6
Bethany.....	2-0	Florida.....	1-4
Bethel.....	19-4	Florida A&M.....	2-0
Boston College.....	23-9	Florida Atlantic.....	2-0
Bowling Green.....	39-23-1	Florida Gulf Coast.....	0-1
Bradley.....	16-11	Florida International.....	1-6
Brigham Young.....	3-2	Florida Memorial.....	1-0
Brown.....	0-1	Florida Southern.....	0-1
Buffalo.....	1-0	Florida State.....	4-5
Butler.....	66-15	Fordham.....	2-1
California.....	3-2	Franklin College.....	0-1
California-Irvine.....	1-0	Fresno State.....	1-4
California-Riverside.....	0-1	Furman.....	1-1
California-Santa Barbara.....	1-0	Georgetown.....	33-7
California State Fullerton.....	0-4	Georgetown (KY).....	1-0
Carson-Newman.....	0-1	George Washington.....	1-0
Cathedral.....	1-0	Georgia.....	7-5
Catholic University.....	2-1	Georgia Tech.....	4-6
Central Florida.....	4-3	Gonzaga.....	1-1
Central Michigan.....	16-10-1	Goshen.....	4-0
College of Charleston.....	0-1	Grambling.....	2-0
Chicago.....	27-6-1	Great Lakes.....	14-8
Chicago State.....	28-2	Harvard.....	1-2
Christian Brothers.....	6-3	Hawaii.....	0-2
Cincinnati.....	23-15	Hillsdale.....	14-0
The Citadel.....	1-0	Hope College.....	2-0
Clemson.....	1-0	Houston.....	0-1
Cleveland State.....	16-1	Huntington.....	11-0
Coastal Carolina.....	0-1	Illinois.....	24-38
Coe.....	2-0	Illinois-Chicago.....	29-8
Colgate.....	4-2	Illinois State.....	8-13
Colorado State.....	1-0	Illinois Tech.....	1-2
Columbia.....	1-0	Illinois Wesleyan.....	8-2
Concordia.....	1-0	Incarnate Word.....	1-2
Connecticut.....	23-11-1	Indiana.....	66-32-1
Cornell.....	3-1	Indiana-Purdue Fort Wayne (IPFW).....	5-0
Creighton.....	8-4	Indiana-Purdue at Indianapolis (IUPUI).....	5-1
Dallas.....	3-0	Indiana State.....	5-7

Indiana Tech.....	4-1	Purdue.....	79-37-3
Indianapolis.....	2-0	Quincy.....	1-0
Iowa.....	40-25-1	Rice.....	1-1
Iowa State.....	1-1-1	Rochester (MI).....	1-0
Jacksonville.....	0-1	Rollins.....	3-3
Jacksonville State.....	1-0	Rose Polytechnic.....	6-0
James Madison.....	1-0	Rush Medical.....	1-1
Kalamazoo.....	14-1	Rutgers.....	29-18
Kansas State.....	0-3	Sacred Heart.....	2-1
Kent State.....	7-7	St. Ambrose.....	0-1
Kentucky.....	5-6	St. Bernard.....	0-1
Kentucky Wesleyan.....	1-0	St. Bonaventure.....	2-0
Knox.....	5-3	St. Edward's (TX).....	0-6
La Salle.....	7-0	St. Ignatius.....	3-0
Lafayette.....	1-0-1	St. John's.....	26-16
Lake Forest.....	4-1	St. Joseph's (IN).....	12-1
Lawrence.....	1-0	Saint Louis.....	13-4
Lehigh.....	0-1	St. Mary of the Plains.....	1-1
Lewis.....	5-5	St. Mary's (KY).....	4-0
Lewis & Clark State.....	1-0	St. Mary's (MN).....	5-3
Liberty.....	0-1	St. Mary's (TX).....	8-7
Lipscomb.....	1-0	St. Norbert.....	2-0
Lombard.....	1-0	St. Procopius.....	1-0
Long Beach State.....	1-2	St. Thomas.....	3-0
LSU.....	2-2	St. Viator.....	18-5
Louisiana Tech.....	3-0	Sam Houston State.....	1-0
Louisville.....	7-11	San Diego.....	2-0
Loyola (IL).....	3-0	San Diego State.....	1-0
Loyola (LA).....	2-1	Santa Clara.....	0-1
Loyola Marymount.....	1-0	Schreiner.....	4-1
Luther.....	1-2	Seattle University.....	0-0
Maine.....	3-2	Seton Hall.....	30-12
Manchester.....	7-0	Siena Heights.....	2-0
Manhattan.....	0-0	South Alabama.....	2-1
Mankato State.....	1-0	South Carolina.....	1-1
Marian.....	3-0	South Dakota State.....	0-1
Marquette.....	2-0	South Florida.....	7-11
Marshall.....	1-3	USC.....	3-3
Memphis (State).....	10-9	Southern Illinois.....	10-4
Mercer.....	3-3	Southern Methodist.....	1-0
Miami (FL).....	5-14	Southwestern (TN).....	1-0
Miami (OH).....	1-11	Spring Hill.....	1-1
Michigan.....	44-81	Stanford.....	0-3
Michigan State.....	53-75	Stetson.....	3-3
Minnesota.....	23-19	Syracuse.....	1-0
Mississippi.....	1-4	Tennessee.....	1-4
Mississippi State.....	4-2	Tennessee-Martin.....	1-1
Mississippi Valley State.....	5-0	Texas.....	3-3
Missouri.....	1-1	Texas A&M.....	2-2
Missouri Southern.....	1-2	Texas A&M Corpus Christi.....	0-1
(Southwest) Missouri State.....	3-1	TCU.....	1-2
Monmouth.....	2-0	Texas Lutheran.....	4-4
Mount St. Mary's.....	2-0	Texas Wesleyan.....	0-2
Murray State.....	4-3	Texas-Pan American.....	6-7
Navy.....	8-3-1	Texas-San Antonio.....	2-3
Nebraska.....	11-3	(Southwest) Texas State.....	3-4
Nevada.....	1-1	Texas Tech.....	1-0
New Hampshire.....	0-1	Toledo.....	42-12
New Mexico.....	1-0	Transylvania.....	2-0
New Mexico State.....	1-1	Trinity (TX).....	11-0
New Orleans.....	4-6	Tri-State.....	4-0
New York Tech.....	1-0	Tufts.....	1-0
Newman.....	1-0	Tulane.....	5-9-1
Niagara.....	2-1	Tulsa.....	0-5
North Carolina.....	1-2	UCLA.....	1-1
North Carolina State.....	0-1	Upper Iowa.....	1-0
UNC Wilmington.....	0-1	Valparaiso.....	71-20
North Central.....	1-0	Vanderbilt.....	4-2
North Dakota State.....	1-0	Vermont.....	1-1
North Florida.....	1-1	Villanova.....	33-7-1
Northeastern Illinois.....	7-2	Virginia.....	2-3
Northern Illinois.....	7-2	Virginia Tech.....	7-6
Northern Iowa.....	2-0	Wabash.....	39-6
Northwestern.....	71-59-1	Wake Forest.....	2-4
Northwood.....	3-1	University of Washington.....	5-3
Oakland (MI).....	12-1	Washington University.....	1-0
Oberlin.....	2-1	Washington and Jefferson.....	1-0
Oglethorpe.....	1-1	Washington State.....	3-0
Ohio.....	14-16	Wayne State (IN).....	5-0
Ohio State.....	26-20	Webber International.....	1-0
Ohio Wesleyan.....	5-0	West Virginia.....	38-20
Oklahoma.....	0-2	Western Kentucky.....	1-0
Oklahoma City.....	1-0	Western Michigan.....	65-64-1
Old Dominion.....	0-1	Wichita State.....	1-1
Olivet.....	6-0	Williams.....	1-0
Oral Roberts.....	4-10	Winona.....	1-0
Oregon State.....	0-1	Winthrop.....	1-0
University of the Pacific.....	1-2	Wisconsin.....	61-56-3
Penn State.....	9-3	Wisconsin-Milwaukee.....	10-3
Pennsylvania.....	1-0	Wright State.....	3-3
Pensacola.....	1-0	Xavier.....	56-20
Pepperdine.....	1-0	Yale.....	1-2
Pittsburgh.....	28-13		
Portland.....	2-0		
Prairie View A&M.....	1-0		
Princeton.....	0-2		
Providence.....	7-3		

Bold – 2011 opponents

Notre Dame Baseball vs. D-I Conferences

(All-time records vs. teams, sorted by most-recent affiliation)

Conference.....	Record.....	Total Games.....	Win Pct.....
America East.....	4-4	8	.500
Atlantic Coast.....	53-54	107	.495
Atlantic Sun.....	8-8	16	.500
Atlantic 10.....	137-37	174	.787
BIG EAST.....	288-146-2	436	.663
Big South.....	1-2	3	.333
Big Ten.....	499-440-9	948	.531
Big 12.....	21-18-1	40	.538
Big West.....	4-9	13	.308
Colonial.....	4-4	8	.500
Conference USA.....	22-31	53	.415
Great West.....	35-9	44	.795
Horizon (MCC).....	186-75	261	.713
Independents.....	2-0	2	1.000
Ivy League.....	9-8	17	.529
Metro.....	3-1	4	.750
Mid-American.....	214-158-3	375	.575
Summit (Mid-Continent).....	84-31	115	.730
Midwestern.....	2-0	2	1.000
Missouri Valley.....	75-52	127	.591
Mountain West.....	15-4	19	.789
Northeastern.....	6-1	7	.857
Ohio Valley.....	11-6	17	.647
Pacific-10.....	19-26	45	.422
Patriot.....	18-7-2	27	.704
Southeastern.....	36-43	79	.456
Southern.....	4-2	6	.667
Southland.....	6-8	14	.429
Southwestern Athletic.....	8-0	8	1.000
Sun Belt.....	19-21	40	.475
West Coast.....	6-2	8	.750
Western Athletic.....	6-8	14	.429

**AIR FORCE**

Notre Dame leads 7-0

3/16/1990	N	W	4	3
3/17/1990	N	W	4	3
3/15/1991	N	W	9	6
2/29/1992	N	W	12	4
2/24/1996	N	W	12	8
2/24/2000	N	W	6	0
2/24/2006	N	W	8	2

AKRON

Notre Dame leads 1-0

3/17/2000	N	W	10	3
-----------	---	---	----	---

ALABAMA

Notre Dame leads 4-3

3/19/1976	A	L	0	9
3/20/1976	A	W	5	0
3/10/1994	A	L	2	5
3/11/1994	A	W	5	4
3/12/1994	A	W	10	7
4/25/1995	H	W	5	3
4/26/1995	H	L	1	9

ALBANY

Notre Dame trails 0-1

2/24/2008	N	L	4	12
-----------	---	---	---	----

ALBION

Notre Dame leads 8-1

5/5/1894	H	W	3	2
6/9/1899	A	W	18	2
5/8/1902	H	W	21	7
5/9/1905	H	L	2	9
5/21/1906	H	W	6	1
5/8/1907	H	W	6	4
4/18/1908	H	W	18	0
4/14/1909	H	W	6	4
4/15/1911	H	W	28	4

ALMA

Notre Dame leads 1-0

5/28/1957	N	W	18	2
-----------	---	---	----	---

AMHERST

Notre Dame leads 1-0

6/15/1928	A	W	1	0
-----------	---	---	---	---

ARKANSAS

Series is tied 6-6

4/28/1910	H	W	6	4
4/29/1910	H	L	1	5
4/26/1911	H	L	2	3
4/27/1911	H	L	2	4
4/24/1912	H	W	11	2
4/25/1912	H	L	5	6
4/26/1912	H	W	10	9
4/24/1913	H	W	17	3
4/26/1913	H	W	11	0
3/16/1973	N	L	5	6
3/17/1983	A	L	0	5
2/28/1997	N	W (7)	8	5

ARKANSAS-LITTLE ROCK

Notre Dame leads 1-0

3/15/2002	N	W	7	5
-----------	---	---	---	---

ARKANSAS STATE

Notre Dame leads 8-7

4/1/1953	N	W	11	2
4/2/1953	A	W	9	0
4/17/1954	N	L	0	10
4/22/1954	A	L	3	4
4/23/1954	A	W	9	8
4/1/1959	A	W	12	5
4/18/1960	A	W	17	3
4/20/1960	A	W	15	4
3/27/1965	A	W	5	2
3/15/1971	A	L	2	5
3/16/1971	A	L	2	3
3/16/1971	A	L	8	11
3/29/1972	A	L	4	7
3/11/1974	N	L	3	6
3/13/1974	N	W	6	3

ARMOUR INSTITUTE

Notre Dame leads 7-0

5/17/1910	H	W	19	4
5/21/1910	H	W	4	3
4/29/1911	H	W	10	5
4/18/1914	H	W	5	1
4/14/1915	H	W	14	2
4/25/1916	H	W	11	1
4/14/1930	H	W	12	4

ARMY

Notre Dame leads 5-1

5/24/1913	A	L	0	3
5/13/1914	A	W	9	3
5/11/1940	A	W	6	2
2/28/1992	N	W	2	1
2/23/1996	N	W (7)	12	3
2/27/1997	N	W (7)	8	0

ARIZONA

Notre Dame trails 2-8

4/7/1961	A	L	3	5
4/8/1961	A	L	4	12
4/8/1961	A	L	1	6
3/9/1993	A	L	6	19
3/10/1993	A	L	9	10
5/30/2003	A	W	13	5
3/12/2004	N	W	4	2
6/6/2004	H	L	6	7
5/5/2006	N	L	0	2
3/9/2008	N	L	0	16

ARIZONA STATE

Notre Dame trails 2-5

3/20/1992	A	L	2	16
3/21/1992	A	L	5	10
3/22/1992	A	L	5	9
3/8/1993	A	W	11	4
4/26/2002	H	W	9	4
2/22/2003	A	L	3	16
2/23/2003	A	L	8	14

AUBURN

Notre Dame trails 0-4

3/17/1976	N	L	2	10
3/17/1976	N	L	0	9
3/18/1976	N	L	6	8
5/29/1994	N	L	0	8

AUSTIN PEAY

Notre Dame trails 0-1

4/22/1960	A	L	4	6
-----------	---	---	---	---

BALL STATE

Notre Dame leads 19-12

4/27/1976	H	L	0	9
4/27/1976	H	W	5	0
4/26/1977	A	W	5	3
4/26/1977	A	W	7	5
4/15/1978	H	L	0	2
4/15/1978	H	L	0	8
4/20/1981	H	W	3	2
4/20/1981	H	W	8	0
4/19/1982	A	W	6	2
4/19/1982	A	L	4	8
4/13/1983	H	W	5	3
4/13/1983	H	L	1	9
4/2/1985	H	W	6	5
4/2/1985	H	L	3	8
3/28/1987	A	L	2	4
3/28/1987	A	W	3	2
5/11/1988	A	W	13	4
5/11/1988	A	W	2	0
4/4/1992	H	W (7)	7	1
4/4/1992	H	L	0	3
4/7/1998	H	L	3	4
4/3/2001	H	L	3	4
4/16/2002	H	W	10	1
4/22/2003	H	L	1	3
4/27/2004	H	W (15)	7	6
4/6/2005	H	L	5	14
4/5/2006	H	W	6	4
4/24/2007	H	W	7	3
3/25/2008	H	W	6	4
3/17/2009	H	W	5	4
3/23/2010	H	W	11	5

BAYLOR

Notre Dame trails 2-3

4/1/1929	A	W	5	2
4/2/1929	A	W	12	6
3/18/1987	N	L	4	9
3/12/1995	N	L	1	2
3/14/1995	N	L	4	10

BELOIT

Notre Dame leads 18-9

5/17/1900	H	L	1	2
5/11/1901	H	L	2	7
5/23/1901	H	L	1	9
5/22/1902	A	L	0	2
5/2/1903	H	W	12	6
5/28/1903	H	W	3	2
5/10/1904	A	L	1	4
6/7/1904	H	L	0	1
5/2/1905	A	L	0	2
5/2/1906	A	W	6	5
5/12/1906	N	W	11	5
5/31/1907	H	W	6	0
4/23/1908	H	W	3	2
4/28/1909	H	W	7	3

5/30/1909	A	L	2	4
5/7/1910	H	W	3	0
5/19/1910	H	W	3	1
5/9/1911	A	W	10	1
5/27/1911	H	W	6	3
6/1/1912	H	W	8	1
5/18/1913	H	W	2	1
5/23/1914	H	L	10	13
5/4/1915	H	W	15	6
6/3/1921	A	W	14	3
5/12/1922	A	W	16	7
5/25/1922	H	W	5	2
5/14/1923	H	W	6	0

BETHANY

Notre Dame leads 2-0

4/23/1914	H	W	8	3
4/22/1915	H	W	7	3

BETHEL

Notre Dame leads 19-4

4/24/1976	H	W	1	0
4/5/1977	H	W	12	1
4/5/1977	H	W	5	0
3/31/1978	H	W	17	0
4/6/1978	A	L	2	5
3/27/1979	A	W	14	2
4/12/1979	H	L	3	4
4/29/1980	A	W	14	0
4/29/1980	A	W	7	5
4/7/1981	H	W	13	10
4/7/1981	H	W	11	5
4/15/1982	A	W	1	0
4/15/1982	A	L	1	3
4/7/1983	H	W	3	2
4/7/1983	H	W	7	2
3/29/1984	A	L	11	12
4/11/1985	H	W	9	6
4/11/1985	H	W	8	5
4/3/1986	A	W	6	4
4/3/1986	A	W	7	5
4/21/1987	H	W	10	1
3/23/1988	A	W	5	1
3/23/1988	A	W	2	1

BOSTON COLLEGE

Notre Dame leads 23-9

5/20/1908	A	W	9	0
6/7/1928	A	L	1	8
3/23/1996	A	W (7)	9	0
3/23/1996	A	W	6	1
4/6/1997	H	W (7)	11	6
4/6/1997	H	W	16	3
4/4/1998	A	W (7)	5	2
4/4/1998	A	W	6	4
4/5/1998	A	W	16	6
4/17/1999	H	L (8)	7	10
4/17/1999	H	W	9	6
4/18/1999	H	W	11	8
4/8/2000	H	W	12	1
4/8/2000	H	W (7)	10	6
4/9/2000	H	L	1	11
5/17/2000	N	L	3	4
5/19/2000	N	L	5	6
5/12/2001	A	W (7)	8	2
5/12/2001	A	W	8	4
5/13/2001	A	L	6	7
5/17/2002	H	W	8	2
5/18/2002	H	W (7)	10	6
5/18/2002	H	W	5	2
4/10/2004	H	L (7)	4	7
4/10/2004	H	W	6	4
5/27/2004	N	W	3	2
5/29/2004	N	W	11	5
4/9/2005	A	L (7)	2	8
4/9/2005	A	W	3	2
4/10/2005	A	W	3	0
5/26/2005	N	W	6	5
3/2/2008	N	L	2	7

BOWLING GREEN

Notre Dame leads 39-23-1

4/29/1960	A	L	2	3
4/30/1960	A	W	14	0
4/21/1961	H	L	6	9
4/22/1961	H	W	9	4
4/24/1962	A	W	4	2
5/22/1964	A	L (10)	13	14
5/23/1964	A	W	6	4
5/14/1965	H	L	1	3
5/15/1965	H	W	5	3
5/6/1966	A	W	4	2
5/7/1966	A	L	4	5
4/28/1967	H	L	4	6
4/26/1968	A	W	5	4
4/27/1968	A	W	8	6
4/18/1969	H	L	0	3
4/19/1969	H	W	1	0
4/10/1970	A	L	2	9
4/11/1970	A	L	0	5
5/5/1972	H	W	5	1
5/6/1972	H	L	7	11

5/6/1972	H	W	5	2
----------	---	---	---	---

All-Time Series Results

CARSON-NEWMAN

Notre Dame trails 0-1
4/5/1923 A L 1 4

CATHEDRAL

Notre Dame leads 1-0
5/18/1911 H W 8 4

CATHOLIC UNIVERSITY

Notre Dame leads 2-1
5/16/1912 L L 2 8
5/22/1913 A W 9 5
5/15/1914 A W 13 4

CENTRAL FLORIDA

Notre Dame leads 4-3
3/19/1979 A L 3 10
3/19/1979 A L 2 5
5/29/1993 N W 12 3
5/18/2004 H W 4 0
5/19/2004 H W 3 2
2/19/2005 N L 1 2
2/20/2005 N W 4 2

CENTRAL MICHIGAN

Notre Dame leads 16-10-1
4/16/1957 H W 3 2
5/3/1958 H W 6 0
5/3/1958 H W 11 0
4/25/1959 A W 9 3
4/25/1959 A W 5 3
4/9/1977 H L 8 9
5/8/1977 H L 1 2
5/9/1978 A L 0 5
5/9/1978 A L 3 16
5/17/1993 H W 7 4
5/9/1994 H W 5 4
5/4/1995 A L 3 8
5/4/1995 A L 7 8
3/27/1997 H W 14 9
2/25/1998 H W 7 5
4/22/1999 H W 3 1
3/11/2000 N W 5 0
4/19/2001 H W 6 4
4/15/2002 H W 10 9
4/14/2003 H W 8 3
3/23/2004 H L 1 4
4/13/2005 H L 4 10
3/22/2006 H W 11 9
3/27/2007 H L 4 8
3/17/2008 H T 2 2
3/24/2009 H W 14 8
5/12/2010 H L 5 12

COLLEGE OF CHARLESTON

Notre Dame trails 0-1
6/2/2006 N L (16) 4 5

CHICAGO

Notre Dame leads 27-6-1
5/15/1897 H L 2 10
5/31/1898 H W 12 9
5/20/1899 A W 7 2
5/18/1900 H W 7 2
5/4/1901 H W 11 3
4/16/1932 A W 3 0
4/27/1932 H T 6 6
4/15/1933 A L 5 6
4/25/1933 H L 1 13
4/21/1934 H L 12 14
5/22/1934 H W 19 6
4/20/1935 A W 12 6
4/30/1935 H W 8 7
4/18/1936 H W 8 2
5/5/1936 A W 8 0
4/13/1937 H W 16 9
4/22/1937 A L 2 9
4/16/1938 A W 3 2
4/30/1938 H W 5 0
4/25/1939 A W 9 7
4/16/1940 A W 4 1
4/23/1940 A W 9 4
4/15/1941 A W 17 10
4/10/1943 H W 21 1
5/7/1949 A W 8 2
5/14/1949 H W 14 3
4/18/1950 H W 6 2
5/6/1950 A L 16 18
5/17/1988 H W 11 2
5/17/1988 H W 8 5
5/15/1990 H W 9 1
5/15/1990 H W 4 1
5/14/1991 H W 18 14
5/10/1997 H W 3 1

CHICAGO STATE

Notre Dame leads 28-2
4/1/1986 H W 8 4
3/27/1988 H W 3 1

3/27/1988 H W 3 0
3/29/1989 H W 7 1
4/27/1989 H W 7 4
4/27/1989 H L 4 5
4/24/1990 H W 5 4
4/24/1990 H W 12 4
4/25/1990 H W 6 3
4/25/1990 H W 3 2
4/17/1991 H W 5 1
4/17/1991 H W 5 0
5/16/1994 H W 5 1
5/16/1994 H W 8 2
4/5/1995 H W 4 1
4/10/1996 H W 10 7
5/1/1997 H W 7 5
4/8/1998 H W 11 5
4/28/1999 H L 4 6
4/18/2000 H W 12 2
4/18/2000 H W 4 1
4/10/2001 H W 5 2
4/23/2002 H W 16 7
4/10/2003 H W 9 3
4/6/2004 H W 15 5
3/30/2005 H W 15 3
4/4/2006 H W 6 4
3/28/2007 H W 14 4
4/22/2008 H W 12 2
4/13/2010 H W 6 4

CHRISTIAN BROTHERS

Notre Dame leads 6-3
3/17/1971 A L 3 7
3/18/1971 A W 8 0
3/31/1972 A L 6 7
4/1/1972 A W 9 0
4/1/1972 A W 6 0
3/14/1977 H W 5 2
3/14/1977 H W 4 0
3/16/1977 H L 0 8
2/27/1997 N W 12 1

CINCINNATI

Notre Dame leads 23-15
4/17/1948 A L 3 4
4/17/1948 A L 1 2
4/13/1949 H W 9 5
5/17/1952 A W 12 2
4/13/1968 A L 3 8
4/13/1968 A W 7 1
5/7/1971 H W 5 2
4/28/1972 A L 2 6
5/1/1973 H L 5 9
5/1/1973 H W 9 2
4/10/1974 A W 6 5
4/10/1974 A W 4 3
5/1/1976 A W 5 2
5/1/1976 A L 0 10
4/29/1977 H W 5 1
4/29/1977 H W 5 0
4/29/1978 A L 7 8
4/29/1978 A L 6 9
3/29/1980 A W 5 1
3/29/1980 A W 6 2
4/4/1981 H W 13 4
4/4/1981 H W 17 9
3/30/1995 H W 5 4
3/24/1998 H W 3 2
5/13/2003 H W 9 6
3/22/2005 H W 10 4
4/5/2007 A L 3 4
4/6/2007 A L 3 4
4/7/2007 A W 9 5
3/29/2008 H L 3 5
3/29/2008 H W 4 3
3/30/2008 H L 3 4
4/9/2009 A L (11) 4 5
4/11/2009 A L (7) 3 7
4/11/2009 A W 6 2
4/23/2010 H W 5 2
4/24/2010 H L 4 5
4/24/2010 H W 5 4

THE CITADEL

Notre Dame leads 1-0
5/28/1994 N W 5 1

CLEMONSON

Notre Dame leads 1-0
5/27/1994 A W 8 1

CLEVELAND STATE

Notre Dame leads 16-1
5/1/1992 H W (5) 22 3
5/1/1992 H W 20 9
4/12/1993 H W 8 3
4/12/1993 H W 11 5
5/13/1993 A W 10 8
5/13/1993 A W 10 4
4/18/1994 H W 18 4
4/18/1994 H W 14 5
4/14/1999 H W 6 3

4/27/2000 H W 9 6
3/21/2001 H W 3 0
4/23/2003 H W 13 1
4/28/2004 H L 5 12
4/29/2005 H W 7 6
4/30/2005 H W 13 3
5/2/2006 H W 12 1
3/20/2007 H W 5 3

COASTAL CAROLINA

Notre Dame trails 0-1
2/25/2007 N L 0 4

COE

Notre Dame leads 2-0
5/11/1928 A W 7 5
5/18/1929 H W 5 0

COLGATE

Notre Dame leads 4-2
5/26/1913 A W 3 0
5/11/1915 H W 10 1
3/27/1967 A W 4 0
3/30/1967 A L 3 13
4/2/1970 N W 7 1
4/4/1970 N L 3 4

COLORADO STATE

Notre Dame leads 1-0
6/9/1957 N W 23 2

COLUMBIA

Notre Dame leads 1-0
3/11/1989 N W 9 2

CONCORDIA

Notre Dame leads 1-0
4/8/1947 A W 10 2

CONNECTICUT

Notre Dame leads 23-11-1
4/6/1996 H W (7) 7 6
4/6/1996 H L 9 10
3/29/1997 A W (7) 7 2
4/3/1999 H W (7) 11 7
4/3/1999 H W 11 8
4/1/2000 A W (7) 8 3
4/1/2000 A L 1 8
4/2/2000 A W 9 2
5/5/2001 H W (7) 6 1
5/5/2001 H W 13 12
5/6/2001 H L 12 19
3/23/2002 A L (7) 3 4
3/23/2002 A L (11) 8 9
3/24/2002 A L 6 13
4/26/2003 H W (7) 3 2
4/26/2003 H W 11 4
4/27/2003 H W 6 3
5/9/2004 A W (7) 4 0
5/9/2004 A W 11 4
5/10/2004 A W 16 8
4/16/2005 H W (7) 3 2
4/16/2005 H W 7 1
4/17/2005 H W 9 7
4/29/2006 A W 7 6
4/29/2006 A W 7 3
4/30/2006 A T (13) 1 1
5/17/2007 H L 0 5
5/18/2007 H W 5 4
5/19/2007 H L 6 7
5/2/2008 A L 7 9
5/3/2008 A W 8 2
5/4/2008 A W 4 3
5/1/2009 H L 5 8
5/2/2009 H L 3 8
5/3/2009 H W 5 4

CORNELL

Notre Dame leads 3-1
5/10/1915 H W 5 2
6/16/1928 A W 7 5
3/28/1986 N L 2 4
3/18/1988 N W 16 2

CREIGHTON

Notre Dame leads 8-4
3/13/1983 N L 5 6
3/13/1997 N W 7 3
3/15/1997 N L 5 8
3/11/1999 N W 5 4
3/13/1999 N W 5 3
5/28/1999 H W 8 1
3/11/2002 N L 6 8
3/13/2002 N W 6 2
3/15/2003 N W 10 3
4/12/2003 N W 2 1
4/13/2003 A W 13 12
3/1/2009 N L 3 6

DALLAS

Notre Dame leads 3-0
3/22/1975 N W 4 3
3/22/1975 N W 2 1
3/8/1999 N W 19 16

DALLAS BAPTIST

Series is tied 1-1
3/25/1975 N L 0 4
3/25/1975 N W 4 0

DANIEL BAKER

Notre Dame leads 2-0
4/3/1929 A W 1 0
4/4/1929 A W 8 2

DARTMOUTH

Notre Dame leads 2-0
5/18/1908 A W 8 3
2/21/1991 N W 4 2

DAYTON

Notre Dame leads 46-12
4/22/1922 A W 10 0
4/22/1978 H L 2 5
4/22/1978 H W 8 3
4/21/1979 A L 3 4
4/21/1979 A W 4 1
4/19/1980 H W 13 8
4/19/1980 H W 13 12
3/29/1981 A L 2 6
3/29/1981 A W 19 3
4/24/1982 H W 17 1
4/24/1982 H W 7 3
3/27/1983 A L 5 6
4/1/1984 H W 3 1
4/1/1984 H W 10 4
3/30/1988 H L 0 3
3/30/1988 H W 12 2
3/31/1988 H W 3 2
3/31/1988 H L 2 4
4/15/1989 A W 6 5
4/15/1989 A W 13 4
4/16/1989 A L 3 7
4/16/1989 A W 22 9
5/13/1989 H W 9 4
5/13/1989 H W 3 2
5/14/1989 H L 3 5
5/14/1989 H W 14 0
5/20/1989 H W 20 4
4/7/1990 H W 11 3
4/7/1990 H W 6 4
4/8/1990 H W 7 1
4/8/1990 H W 10 9
4/22/1990 A W 11 1
4/22/1990 A W 14 2
4/23/1990 A W 7 3
4/23/1990 A L 5 6
5/18/1990 H W 16 3
5/11/1991 A W 6 4
5/11/1991 A W 20 0
5/12/1991 A W 10 2
5/12/1991 A W 12 8
5/15/1991 H W 8 2
5/9/1992 H L (7) 2 5
5/9/1992 H W (11) 7 5
5/10/1992 H W (7) 7 1
5/10/1992 H W 10 5
5/14/1992 H W 10 1
5/14/1993 H W 9 4
5/14/1993 H W (7) 14 6
5/15/1993 H W 15 4
5/15/1993 H W 19 12
4/4/2001 H W 8 1
2/21/2003 H W 10 9
2/26/2005 N W 10 2
2/26/2005 N L 9 13
2/27/2005 N L 10 11
3/14/2007 N W 11 4
3/17/2007 N W 5 2
2/28/2009 N W 14 5

DEPAUL

Notre Dame leads 3-0
5/4/1911 A W 9 5
5/17/1911 H W 8 1
5/4/1912 H W 9 3

DEPAUW

Notre Dame leads 19-4
5/14/1898 H W 5 2
5/5/1899 A W 14 11
5/2/1900 H W 9 1
5/2/1901 H W 14 3
4/30/1902 A W 2 1
5/26/1902 H W 10 6
4/28/1903 H L 4 7
5/6/1903 H W 10 1
6/1/1904 A W 12 5
4/28/1906 H W 4 2

5/15/1906 A W 17 2
4/20/1911 H L 2 3
4/28/1921 H W 2 0
4/17/1982 A W 13 4
4/17/1982 A W 7 3
4/8/1984 H W 9 3
4/8/1984 H L 10 11
3/15/1986 A W 11 5
3/15/1986 A W 11 1
3/16/1986 A W 8 7
3/16/1986 A W 9 7
4/30/1987 A W 13 3
4/30/1987 A L 3 5

DELAWARE

Notre Dame leads 3-2
3/22/1978 N W 11 9
3/25/1978 N L 1 16
3/22/1979 N W 8 5
3/23/1979 N L 7 15
5/24/1992 N W 12 6

DELTA STATE

Notre Dame trails 1-6-1
4/3/1972 A L 8 10
4/4/1972 A W 5 1
3/17/1977 A L 1 6
3/17/1977 A L 2 3
3/18/1977 A L 1 6
3/16/1981 A L 7 8
3/16/1981 A L 6 11
3/17/1981 A T 8 8

DENISON

Notre Dame leads 3-0
5/26/1903 H W 12 5
6/3/1903 H W 7 4
5/16/1905 H W 6 1

DETROIT (MERCY)

Notre Dame leads 56-46
5/28/1959 H W 10 0
5/16/1964 H L 3 4
4/24/1965 H W 5 1
5/4/1965 A L 6 8
5/3/1966 H L 8 10
5/5/1966 A L 13 14
4/12/1967 A W 7 3
5/10/1967 H L 7 8
4/18/1968 A W 4 1
4/14/1969 A W 6 3
5/15/1969 H W 17 4
4/15/1970 A L 5 7
5/7/1970 A W 7 4
4/12/1971 A L 8 9
5/9/1971 H L 1 3
4/29/1973 H L 2 4
4/29/1973 H L 3 5
5/5/1974 H W 9 1
5/5/1975 H L 2 3
5/5/1975 H L 0 5
5/4/1976 A W 5 2
5/4/1976 A L 1 5
5/7/1977 H L 0 4
5/7/1977 H W 7 6
5/8/1977 H W 11 6
5/7/1978 A L 4 10
5/7/1978 A L 0 4
4/14/1979 H L 1 6
4/14/1979 H W 8 6
5/4/1980 H W 13 3
5/4/1980 H W 6 5
4/18/1981 A L 3 4
4/18/1981 A L 7 8
4/25/1982 H L 3 5
4/25/1982 H W 2 1
4/23/1983 A L 4 7
4/23/1983 A L 4 8
4/24/1983 A W 4 2
4/24/1983 A L 7 8
5/22/1983 N L 9 10
4/21/1984 A L 1 7
4/21/1984 A W 1 0
4/20/1985 A W 3 2
4/20/1985 A W 12 6
4/21/1985 A W 19 0
4/21/1985 A W 19 6
4/19/1986 H L 6 8
4/19/1986 H L 10 13
4/20/1986 H L 2 3
4/20/1986 H L 5 10
4/18/1987 A L 2 3
4/18/1987 A L 2 6
4/16/1988 A W 9 8
4/16/1988 A W 12 11
4/17/1988 A L 12 14
4/17/1988 A W 16 11
5/21/1988 H L 4 5
4/22/1989 H L 0 1
4/22/1989 H W 7 2
4/23/1989 H L 3 6
4/23/1989 H L 4 5



5/6/1989	A	L	2	4
5/6/1989	A	L	2	4
5/7/1989	A	L	6	7
5/7/1989	A	W	7	6
5/18/1989	H	L	15	16
5/20/1989	H	W	4	1
5/20/1989	H	W	21	10
4/28/1990	A	W	3	1
4/28/1990	A	W	10	9
4/29/1990	A	W	4	3
4/29/1990	A	W	4	2
5/13/1990	H	W	7	1
5/13/1990	H	W	8	4
5/4/1991	H	L	5	6
5/4/1991	H	L	4	7
5/5/1991	H	W	6	2
5/5/1991	H	W	7	1
5/16/1991	H	W	9	7
5/2/1992	A	W	16	1
5/2/1992	A	W	20	0
5/3/1992	A	W	11	2
5/3/1992	A	W	5	1
5/15/1992	H	W	11	8
5/1/1993	H	W	2	0
5/1/1993	H	W	4	2
5/2/1993	H	W (7)	10	3
5/2/1993	H	L	2	8
5/20/1993	H	W	14	8
5/13/1994	H	W	5	4
5/13/1994	H	L	8	9
5/14/1994	H	L	5	10
5/14/1994	H	W	5	4
5/19/1994	H	L	6	7
4/15/1995	H	W	4	2
4/16/1995	H	W	11	5
4/5/1999	H	W	6	4
3/22/2000	H	W	10	3
4/11/2001	H	W	9	8
5/15/2002	H	W	23	1
4/1/2003	H	W	15	5
3/24/2004	H	W	16	6

DRAKE

Notre Dame leads 1-0				
5/4/1929	A	W	13	7

DUKE

Notre Dame trails 4-5				
4/7/1955	A	L	1	4
4/11/1963	A	W	4	3
4/13/1963	A	W	6	2
2/25/1988	A	W	14	11
2/26/1988	A	L	6	9
3/18/1989	A	W	5	4
3/19/1989	A	L	2	8
3/17/1990	N	L	2	4
2/1/1998	N	L	1	3

DUQUESNE

Notre Dame leads 10-0				
4/18/1993	A	W (7)	5	1
4/18/1993	A	W	11	0
4/19/1993	A	W	12	8
4/19/1993	A	W (5)	11	0
5/18/1993	H	W	18	4
4/18/1995	H	W	11	1
4/18/1995	H	W	16	1
3/11/2000	N	W	5	1
3/1/2002	N	W	6	0
3/11/2007	N	W	14	3

EARLHAM

Notre Dame leads 2-0				
6/8/1912	H	W	11	7
4/19/1913	H	W	24	1

EASTERN ILLINOIS

Notre Dame leads 5-1				
5/17/1994	H	L	4	8
5/17/1994	H	W	10	3
4/27/1995	H	W	9	3
4/3/1996	H	W	5	0
4/2/1997	H	W	7	5
3/13/2003	N	W	3	2

EASTERN MICHIGAN

Notre Dame leads 2-1				
4/20/1992	H	W	6	1
3/10/2001	N	W	4	3
4/15/2003	H	L	3	5

ELON

Notre Dame leads 2-0				
4/15/1963	A	W	7	0
4/15/1963	A	W	9	2

EVANSVILLE

Notre Dame leads 21-10				
3/25/1959	A	W	9	2
4/13/1960	A	W	8	6

5/18/1985	N	W	1	0
5/22/1988	H	L	6	9
5/20/1989	H	W	11	2
5/18/1990	H	L	3	7
5/19/1990	H	L	7	8
4/6/1991	A	L	0	5
4/6/1991	A	W	12	6
4/7/1991	A	L	1	2
4/7/1991	A	W	5	0
5/17/1991	H	W	12	5
5/18/1991	H	W	12	5
4/10/1992	H	W	6	0
4/11/1992	H	W (7)	5	1
4/11/1992	H	W (7)	7	3
4/12/1992	H	W	4	0
5/16/1992	H	W	8	1
4/24/1993	A	L	3	11
4/24/1993	A	W	6	0
4/25/1993	A	L	0	3
5/21/1993	H	L	1	5
5/22/1993	H	W	22	5
4/23/1994	H	W	3	2
4/23/1994	H	L	5	9
4/24/1994	H	W	7	0
4/24/1994	H	W	12	0
5/20/1994	H	W	13	3
5/21/1994	H	W	10	2
2/27/1998	A	W	6	1
3/18/2005	A	L	3	10

FAIRFIELD

Notre Dame leads 1-0				
3/2/2002	N	W	6	4

FERRIS STATE

Notre Dame trails 3-6				
4/18/1973	A	L	0	14
4/18/1973	A	W	1	0
4/22/1974	H	W	11	8
4/22/1974	H	L	13	14
5/3/1975	A	W	5	3
5/3/1975	A	L	1	2
4/21/1976	H	L	5	8
5/5/1977	A	L	2	8
5/5/1977	A	L	9	10

FLORIDA

Notre Dame trails 1-4				
4/21/1930	A	W	5	4
4/21/1930	A	L	0	1
3/20/1979	A	L	1	6
3/21/1979	A	L	0	12
6/5/2005	A	L	3	23

FLORIDA A&M

Notre Dame leads 2-0				
2/18/2005	N	W	18	3
2/19/2005	N	W	4	3

FLORIDA ATLANTIC

Notre Dame leads 2-0				
3/2/2001	N	W	3	0
2/28/2004	A	W	3	2

FLORIDA GULF COAST

Notre Dame trails 0-1				
3/16/2007	N	L	3	5

FLORIDA INTERNATIONAL

Notre Dame trails 1-6				
2/19/1999	A	L	1	14
2/20/1999	A	L	2	3
2/21/1999	A	L	0	12
5/27/2001	H	L (10)	6	7
5/29/2001	H	W	5	2
5/29/2001	H	L	4	5
3/2/2002	N	L	4	13

FLORIDA MEMORIAL

Notre Dame leads 1-0				
2/28/2004	N	W	12	3

FLORIDA SOUTHERN

Notre Dame trails 0-1				
3/22/1978	N	L	0	12

FLORIDA STATE

Notre Dame trails 4-5				
3/31/1956	N	L	5	12
4/5/1958	A	L	2	5
4/8/1958	A	L	2	3
5/28/1993	A	L	3	7
5/29/1993	A	W	4	3
1/30/1998	N	W	10	1
6/7/2002	A	W	10	4
6/9/2002	A	L	5	12
6/10/2002	A	W	3	1

FORDHAM

Notre Dame leads 2-1				
5/21/1908	A	W	2	0
5/12/1913	A	W	6	3
5/12/1915	H	L	5	6

FRANKLIN COLLEGE

Notre Dame trails 0-1				
5/2/2007	H	L	3	4

FRESNO STATE

Notre Dame trails 1-4				
3/31/1961	A	L	13	19
4/1/1961	A	L	2	8
5/26/1989	A	L	8	9
5/28/1989	A	L	4	11
3/14/2001	A	W	5	4

FURHAM

Series is tied 1-1				
4/13/1925	A	W	10	3
4/14/1925	A	L	10	14

GEORGETOWN

Notre Dame leads 33-7				
5/23/1908	A	W	11	2
5/12/1914	A	L	1	4
4/20/1996	A	L (7)	3	6
4/20/1996	A	W	7	3
4/21/1996	A	W	7	0
5/3/1997	H	W (7)	14	0
5/3/1997	H	W	11	1
5/4/1997	H	W	12	1
3/28/1998	H	W (7)	7	6
3/28/1998	H	W	19	7
3/29/1998	H	W	10	2
5/8/1999	A	W (7)	8	2
5/8/1999	A	W	11	5
5/9/1999	A	W	11	5
4/22/2000	A	W (7)	5	1
4/22/2000	A	W	12	1
4/12/2001	H	W (7)	15	4
4/12/2001	H	W	17	10
3/30/2002	A	W (7)	10	6
3/30/2002	A	W	12	3
3/29/2003	H	W (7)	6	2
3/29/2003	H	W	13	3
3/30/2003	H	W	12	5
4/17/2004	A	W (7)	18	7
4/17/2004	A	W	11	4
4/17/2004	A	W	9	6
3/24/2005	H	W (7)	6	2
3/24/2005	H	L (12)	8	9
3/25/2006	H	L	3	8
3/25/2006	H	W	12	2
3/26/2006	H	W	6	3
4/13/2007	H	W	10	0
4/14/2007	H	L	1	6
4/15/2007	H	W	11	2
3/20/2008	A	W	25	1
3/21/2008	A	W	7	1
3/22/2008	A	W	6	0
4/1/2010	A	L	9	10
4/2/2010	A	W	12	8
4/3/2010	A	L	7	11

GEORGETOWN (KY)

Notre Dame leads 1-0				
4/19/1922	A	W	12	0

GEORGE WASHINGTON

Notre Dame leads 1-0				
3/11/1995	N	W	3	0

GEORGIA

Notre Dame leads 7-5				
4/15/1925	A	W	15	0
4/16/1925	A	L	1	2
4/5/1926	N	L	6	7
4/6/1926	N	W	5	2
5/24/1926	H	W	4	2
5/25/1926	H	L	2	3
4/20/1927	A	W	4	0
4/21/1927	A	L	2	4

All-Time Series Results

ILLINOIS STATE

Notre Dame trails 8-13

5/3/1963	A	W	9	3
5/9/1964	H	W	10	4
5/9/1964	H	W	6	5
5/29/1965	A	L	3	7
5/27/1966	H	W	4	3
4/14/1973	A	W	1	0
4/14/1973	A	L	2	7
3/12/1974	N	L	0	5
3/13/1974	N	L	1	4
4/26/1974	H	W	5	2
4/27/1974	H	L	4	6
4/27/1974	H	L	3	5
4/18/1975	A	L	2	6
4/19/1975	A	W	2	1
4/16/1976	A	L	3	6
4/17/1976	A	L	4	5
4/17/1976	A	L	4	7
4/16/1977	H	L	4	6
4/16/1977	H	L	7	13
3/12/2009	N	L	2	3
5/12/2009	N	W	14	8

ILLINOIS TECH

Notre Dame trails 1-2

4/11/1980	A	L	0	5
4/12/1980	A	W	13	7
4/25/1981	N	L	4	5

ILLINOIS WESLEYAN

Notre Dame leads 8-2

4/10/1950	A	W	4	1
5/4/1951	A	L	6	10
5/5/1951	A	L	2	5
3/28/1959	A	W	14	1
5/4/1963	A	W	9	3
5/21/1964	H	W	5	1
5/2/1964	H	W	7	5
5/28/1965	A	W	14	0
5/28/1966	H	W	7	0
5/28/1966	H	W	11	6

INCARNATE WORD

Notre Dame trails 1-2

3/17/1987	N	W	8	6
3/17/1987	N	L	7	8
3/17/1988	A	L	2	10

INDIANA

Notre Dame leads 66-32-1

5/26/1898	H	W	10	1
5/1/1900	H	W	14	3
5/25/1900	H	W	34	7
5/1/1901	H	W	14	3
5/16/1901	H	L	4	7
4/29/1902	A	W	15	2
5/7/1902	H	W	7	4
4/29/1903	H	W	7	1
5/22/1903	H	W	7	2
5/25/1904	H	W	2	1
6/2/1904	A	W	5	2
6/1/1905	H	W	4	2
5/14/1906	A	W	10	2
5/25/1906	H	W	16	2
5/9/1907	H	W	6	0
5/16/1907	A	W	3	1
5/1/1908	A	W	1	0
5/2/1908	A	W	13	3
5/27/1908	H	W	5	4
5/3/1918	H	W	9	2
4/26/1919	H	W	6	5
5/10/1919	A	W	2	1
5/22/1920	H	W	4	3
6/1/1920	A	L (f)	0	9
5/8/1921	A	W	4	1
5/30/1921	H	W	15	5
4/28/1923	H	W	7	3
5/6/1924	H	W	8	0
5/9/1924	A	W	12	1
6/1/1928	A	W	6	2
4/30/1929	H	T	5	5
5/31/1930	H	W	8	6
5/12/1934	H	W	7	3
5/21/1936	A	W	8	5
5/1/1939	H	W	12	7
5/7/1940	A	L	4	7
4/16/1943	H	W	9	4
4/17/1943	H	L	2	4
4/15/1944	H	W	9	4
4/15/1944	H	L	2	3
4/13/1946	H	W	5	1
4/13/1946	H	L	2	6
5/9/1947	A	W	7	0
5/10/1947	A	W	10	2
5/1/1948	H	W	5	3
5/1/1948	H	L	1	5
4/8/1949	A	L	7	8
4/9/1949	A	L	5	7
4/20/1951	A	L	5	6
4/21/1951	A	L	4	5

5/30/1952	H	W	4	1
5/31/1952	H	W	4	3
4/7/1953	A	W	11	3
5/20/1954	H	W	16	4
5/4/1955	A	L	4	5
4/13/1956	H	L	6	7
4/14/1956	H	W	14	5
4/12/1957	A	W	6	1
4/13/1957	A	W	9	7
4/13/1957	A	L	0	3
4/16/1958	H	W	12	10
5/1/1958	H	W	14	2
4/4/1959	A	W	7	5
4/4/1959	A	W	5	2
4/8/1960	H	W	10	7
4/14/1961	A	L	5	7
4/15/1961	A	W	5	3
4/14/1962	H	W	7	0
4/14/1962	H	W	8	6
4/5/1963	A	W	20	3
4/6/1963	A	L	2	3
4/6/1963	A	L	5	6
4/10/1964	H	L	5	8
4/11/1964	H	L	10	12
4/11/1964	H	L	2	3
4/2/1965	A	W	6	5
4/3/1965	A	L	8	9
4/3/1965	A	W (7)	8	2
4/2/1980	A	W	2	1
4/2/1980	A	W	6	2
4/1/1981	H	W	4	3
4/1/1981	H	L	14	16
3/31/1984	A	W	3	1
3/31/1984	A	L	1	4
3/9/1986	A	L	9	10
3/9/1986	A	L	10	11
3/7/1987	A	L	3	4
3/7/1987	A	L	2	4
3/8/1987	A	L	0	3
3/29/1987	H	L	5	11
3/6/1988	A	L	1	10
3/6/1988	A	L	4	7
3/25/1989	A	L	0	10
4/25/1989	H	W	11	7
3/7/1992	N	W	4	1
3/30/1994	H	W	7	6
3/28/1995	A	W	12	3
3/15/1996	N	W	10	4
3/1/1998	N	W	6	5

IPFW

Notre Dame leads 5-0

4/24/2003	H	W	13	3
4/30/2004	H	W	7	5
4/19/2006	H	W (10)	4	3
4/10/2007	H	W	3	2
4/23/2008	A	W	5	0

IUPUI

Notre Dame leads 5-1

4/21/1988	H	L	5	10
3/20/1997	H	W (12)	8	7
4/10/1997	H	W (7)	11	3
4/10/1997	H	W (7)	6	3
5/9/1997	H	W	14	3
4/6/2000	H	W	7	3

INDIANA STATE

Notre Dame trails 5-7

4/18/1982	A	L	2	3
4/18/1982	A	L	6	7
4/16/1983	H	L	0	3
4/16/1983	H	L	1	4
4/24/1991	H	W	6	5
4/20/1992	A	W	18	7
4/28/1993	H	L	0	2
5/10/1993	A	W	20	9
4/27/1994	H	W	4	0
5/12/1994	A	L	8	11
3/21/1995	A	L	8	12
3/27/1996	H	W	5	4

INDIANA TECH

Notre Dame leads 4-1

3/30/1996	H	W (7)	5	0
3/30/1996	H	W	13	4
4/17/1997	H	W (10)	8	7
3/25/1998	H	L	2	7
3/27/1998	H	W	15	3

INDIANAPOLIS

Notre Dame leads 2-0

4/21/1995	H	W	4	3
4/21/1995	H	W	3	2

IOWA

Notre Dame leads 40-25-1

5/17/1918	H	L	1	2
5/22/1918	H	W	4	3
5/17/1919	A	W	4	3
5/23/1919	H	W	8	0

5/21/1920	A	W	9	8
5/29/1920	H	W	3	2
5/6/1921	A	W	4	2
5/8/1923	H	W	1	0
5/26/1923	A	W	3	2
5/20/1924	H	L	2	3
5/24/1924	A	W	9	3
5/1/1925	A	W	5	2
6/13/1925	H	W	4	1
5/15/1926	H	W	5	1
5/22/1926	A	L	2	3
5/19/1927	A	L	4	8
5/27/1927	H	L	0	2
4/22/1929	H	L	7	13
5/3/1929	A	W	7	2
5/10/1930	H	W	5	4
5/24/1930	A	W	8	4
4/27/1931	H	W	10	4
5/23/1931	A	L	1	8
5/20/1932	H	W	7	5
5/21/1932	H	L	4	5
5/10/1933	H	W	8	5
5/11/1933	H	W	2	0
5/18/1934	H	L	6	7
5/19/1934	H	W	17	2
4/24/1935	H	L	1	11
4/25/1935	H	W	5	3
5/30/1936	H	L	5	10
6/4/1937	H	L	1	6
6/5/1937	H	W	3	2
4/25/1938	H	L	9	13
4/25/1938	H	W	2	1
5/26/1939	A	L	4	8
5/27/1939	A	W	1	0
4/19/1941	A	L	0	3
4/19/1941	A	W	4	2
4/15/1942	H	L	5	10
4/16/1942	H	L	1	4
5/7/1946	A	W	3	0
5/8/1946	A	W	9	4
4/30/1947	H	W	3	2
4/23/1948	A	W	8	7
4/24/1948	A	L	3	4
4/11/1949	H	L	1	8
4/12/1949	H	W	4	3
4/18/1951	H	W	3	0
4/19/1951	H	W	11	10
4/15/1952	A	L	2	7
4/16/1952	A	L	2	3
4/13/1953	H	T	4	4
4/14/1953	H	W	8	2
5/17/1954	A	L	1	18
5/18/1954	A	W	4	1
4/20/1956	A	W	5	4
4/21/1956	A	L	1	6
3/16/2000	N	W	3	2
3/11/2006	N	W	16	2
3/13/2006	N	W	6	2
3/16/2006	N	W	7	5
3/17/2006	N	L	8	10
3/3/2007	N	L (6)	1	8
2/23/2008	N	W (10)	14	13

IOWA STATE

Series is tied 1-1-1

5/16/1919	A	T	5	5
5/21/1926	A	W	7	0
6/8/1957	N	L	8	13

JACKSONVILLE

Notre Dame trails 0-1

3/12/2003	A	L (10)	6	9
-----------	---	--------	---	---

JACKSONVILLE STATE

Notre Dame leads 1-0

3/18/1976	N	W	15	5
-----------	---	---	----	---

JAMES MADISON

Notre Dame leads 1-0

2/19/1999	N	W	8	4
-----------	---	---	---	---

KALAMAZOO

Notre Dame leads 14-1

6/8/1899	A	W	9	8
6/8/1900	H	W	5	4
4/21/1902	H	W	9	5
4/22/1903	H	W	13	9
5/30/1903	H	L	0	2
4/22/1905	H	W	13	9
4/21/1906	H	W	18	0
4/21/1908	H	W	19	0
4/17/1909	H	W	22	1
4/14/1910	H	W	13	3
4/29/1920	H	W	3	2
4/20/1921	H	W	4	3
5/13/1922	H	W	5	3
4/14/1923	H	W	13	4
4/17/1928	H	W	3	0

KANSAS STATE

Notre Dame trails 0-3

3/14/1983	N	L	0	9
3/15/1983	N	L	3	5
3/6/2010	N	L	2	5

**MARIAN**

Notre Dame leads 3-0

5/4/1974	H	W	13	4
4/6/1975	A	W	14	3
4/6/1975	A	W	12	1

MARQUETTE

Notre Dame leads 2-0

6/1/1909	H	W	13	0
5/4/1910	H	L	1	5

MARSHALL

Notre Dame trails 1-3

4/20/1916	H	L	6	8
4/24/1917	H	W	5	2
5/27/1929	H	L	3	4
5/28/1929	H	L	0	1

MEMPHIS (STATE)

Notre Dame leads 10-9

4/21/1954	A	W	9	1
3/31/1959	A	W	6	1
4/19/1960	A	W	9	4
3/22/1965	A	W	6	5
3/23/1965	A	L	1	6
3/24/1965	A	L	3	4
3/19/1971	A	W	13	10
3/19/1971	A	W	2	1
3/20/1971	A	W	5	0
3/28/1972	A	W	5	0
3/15/1977	H	L	0	12
3/15/1977	H	L	6	11
3/20/1981	A	L	5	6
3/20/1981	A	L	6	8
3/21/1981	A	L	2	12
3/1/1992	N	W (7)	10	0
2/25/1996	N	L	2	4
2/27/2000	A	W	4	3
2/25/2006	N	L (10)	6	7

MERCER

Series is tied 3-3

4/17/1925	A	L	3	13
4/18/1925	A	L	9	13
4/7/1926	A	L	0	3
4/8/1926	A	W	14	9
4/18/1927	A	W	7	3
4/19/1927	A	W	6	3

MIAMI (FL)

Notre Dame trails 5-14

3/30/1970	A	L	3	7
3/31/1970	A	L	2	6
3/8/1989	A	W	4	2
3/27/1992	A	W	2	1
3/28/1992	A	L	6	18
3/29/1992	A	L (11)	5	6
5/23/1992	A	W	6	3
5/25/1992	A	L	1	5
4/2/1994	H	L	7	19
4/2/1994	H	L	2	5
4/3/1994	H	L	2	4
3/24/1995	A	L	4	9
3/25/1995	A	L	4	12
3/26/1996	A	W	5	2
2/20/1998	A	L	3	18
2/21/1998	A	L	2	27
2/22/1998	A	L	3	17
5/11/1999	H	L	3	5
5/12/1999	H	W	1	0

MIAMI (OH)

Notre Dame trails 1-11

4/30/1971	A	L	3	4
5/1/1971	A	L	2	11
5/1/1971	A	L	1	6
4/21/1972	H	L	2	12
4/22/1972	H	L	3	12
4/27/1973	A	L	0	5
4/28/1973	A	L	0	2
4/5/1974	H	L	2	5
4/6/1974	H	L	2	6
3/26/1983	A	L	1	2
3/26/1983	A	L	5	6
3/15/2001	N	W	3	2

MICHIGAN

Notre Dame trails 44-81

4/21/1892	H	W	6	4
4/22/1895	H	L	0	13
4/21/1897	H	W	18	3
4/18/1898	H	W	4	2
6/9/1898	H	L	2	15
4/22/1899	H	L	3	5
6/10/1899	A	L	1	7
4/21/1900	H	W	8	0
6/9/1900	H	W	7	1
5/21/1907	H	W	5	4
4/19/1909	H	W	11	2
5/8/1909	H	L	5	12

6/5/1909	H	L	2	4
4/18/1910	H	W	4	0
6/11/1910	H	L	2	3
4/13/1914	H	L	1	5
6/5/1914	A	W	9	3
6/6/1914	A	L	0	3
4/19/1915	H	L	3	4
4/6/1915	H	L	2	4
6/5/1915	H	L	1	4
4/17/1916	H	W	14	6
6/2/1916	H	L	1	2
6/3/1916	H	L	4	6
5/31/1918	A	L	0	14
6/1/1918	A	L	1	5
5/28/1919	A	W	3	2
5/26/1920	A	L	1	5
4/30/1921	H	L	7	8
5/18/1921	A	L	3	6
5/5/1922	A	L	3	6
5/30/1922	H	W	5	0
5/5/1923	A	L	10	11
5/30/1923	H	L	4	12
4/30/1924	H	W	6	2
5/30/1924	A	L	6	9
5/19/1938	A	L	0	6
5/21/1938	H	W	3	2
4/29/1939	A	L	1	9
5/20/1939	H	W	5	3
4/22/1941	A	W	6	2
5/20/1941	H	L	3	8
4/29/1942	A	L	2	3
5/4/1942	H	W	11	7
4/28/1944	A	L	4	5
4/29/1944	A	L	2	7
6/2/1944	H	W	10	1
6/3/1944	H	L	4	6
4/27/1945	H	L	1	6
4/28/1945	H	L	4	12
5/11/1945	A	L	3	12
5/14/1946	A	L	1	7
6/8/1946	H	L	8	9
4/15/1947	A	L	10	11
5/18/1948	A	L	0	3
5/20/1948	H	L	2	5
4/27/1949	A	L	8	9
5/17/1949	H	W	5	4
5/1/1950	H	W	4	2
5/23/1950	A	L	1	13
5/8/1951	A	L	6	13
5/15/1951	H	W	6	5
4/21/1952	A	L	0	3
5/14/1953	H	L	2	3
4/28/1955	H	L	1	2
4/18/1956	A	L	2	5
5/3/1956	H	W	6	5
4/20/1957	A	L	4	5
4/20/1957	A	L	0	3
5/9/1957	H	W	14	0
4/21/1958	A	L	7	13
4/22/1958	H	W	18	11
4/30/1959	A	W	21	0
5/14/1959	A	W	9	8
5/2/1960	A	W	8	4
5/18/1961	H	W (10)	6	5
4/25/1962	A	L	7	18
5/8/1963	A	L	1	5
5/16/1963	H	L	6	7
4/23/1964	H	L	0	2
4/28/1964	A	W	9	3
4/29/1965	H	L	5	6
5/3/1965	A	L	4	5
4/11/1967	A	L	3	6
5/4/1967	H	W	6	5
4/16/1968	A	L	2	3
4/15/1969	A	L	1	7
4/30/1969	H	W	3	2
4/14/1970	A	L	2	3
4/29/1970	H	W	10	4
5/11/1971	H	L	4	6
5/3/1972	H	L	5	8
5/3/1972	H	L	1	8
4/17/1973	A	L	1	3
4/17/1973	A	L	2	3
4/23/1974	H	L	11	18
4/25/1975	A	L	3	4
4/25/1975	A	L	2	10
5/5/1976	H	W	5	4
5/5/1976	H	W	13	5
4/21/1977	A	L	1	6
4/21/1977	A	L	3	8
5/3/1978	H	L	0	4
5/3/1978	H	L	0	6
3/10/1991	N	L	5	6
4/18/1991	N	W	11	6
5/8/1992	H	W	5	3
5/2/1995	N	L (16)	6	7
5/2/1996	H	W	8	3
5/22/1997	N	L	3	4
4/21/1998	N	W	9	1
4/20/1999	N	W	14	4
5/29/1999	H	L	5	11
4/26/2000	N	W	5	4
5/1/2001	N	W	9	1

4/30/2002	N	W	7	4
4/29/2003	N	L	4	8
5/12/2004	N	W	7	3
5/11/2005	N	L	6	7
5/16/2006	N	L	1	3
5/13/2008	N	L	12	15
4/22/2009	H	L (7)	2	3
4/22/2009	H	W (7)	4	3
4/20/2010	A	L	2	3
4/21/2010	H	L	1	13

MICHIGAN STATE

Notre Dame trails 53-75

5/7/1907	H	W	1	0
4/25/1908	H	W	4	2
4/21/1910	H	W	3	1
6/10/1910	H	L	3	6
5/2/1914	H	W	6	4
5/30/1914	A	W	12	4
5/1/1915	H	W	3	2
6/3/1915	H	W	6	2
4/29/1916	H	W	2	0
6/1/1916	H	L	2	5
5/12/1917	H	W	12	0
5/31/1917	A	L	0	5
6/1/1917	A	W	4	2
5/4/1918	A	W	11	8
5/11/1918	H	L	0	4
4/30/1919	H	L	1	2
5/27/1919	A	W	12	3
5/8/1920	H	W	11	10
5/25/1920	A	W	12	11
5/19/1921	A	W	7	4
5/26/1921	H	W	8	4
4/29/1922	H	W	12	6
5/6/1922	A	W	3	1
4/18/1923	H	W	16	9
5/4/1923	A	L	5	6

All-Time Series Results

NEW ORLEANS

Notre Dame trails 4-6

3/8/1974	A	W (10)	6	5
3/9/1974	A	W (10)	3	2
3/10/1974	A	L	1	2
3/1/1996	A	W	8	3
3/2/1996	A	L	7	11
3/3/1996	A	L	7	12
2/14/1998	A	L (11)	3	4
2/27/1999	A	W	14	11
2/17/2001	N	L	6	7
2/23/2002	A	L	7	8

NEW YORK TECH

Notre Dame leads 1-0

3/15/2007	N	W	12	1
-----------	---	---	----	---

NEWMAN

Notre Dame leads 1-0

2/22/2003	N	W	15	5
-----------	---	---	----	---

NIAGARA

Notre Dame leads 2-1

5/24/1916	H	W	1	0
5/16/1917	H	L	4	6
5/17/1917	H	W	5	2

NORTH CAROLINA

Notre Dame trails 1-2

3/31/1956	N	L	4	14
6/3/2005	N	L	1	5
6/5/2005	N	W	3	0

NORTH CAROLINA STATE

Notre Dame trails 0-1

1/31/1998	N	L	8	10
-----------	---	---	---	----

UNC WILMINGTON

Notre Dame trails 0-1

2/23/2007	N	L	4	9
-----------	---	---	---	---

NORTH CENTRAL

Notre Dame leads 1-0

4/25/1981	N	W	3	2
-----------	---	---	---	---

NORTH DAKOTA STATE

Notre Dame leads 1-0

3/18/1982	N	W	7	4
-----------	---	---	---	---

NORTH FLORIDA

Series is tied 1-1

3/13/2000	A	L	1	6
3/11/2003	A	W	6	1

NORTHEASTERN ILLINOIS

Notre Dame leads 7-2

4/5/1988	H	W	5	4
5/5/1995	H	W	4	1
5/5/1995	H	W	3	1
3/28/1996	H	W	6	3
3/14/1997	N	W	7	2
3/15/1997	N	L (7)	5	10
3/26/1997	H	W	11	4
3/26/1998	H	L (7)	4	10
3/26/1998	H	W (7)	11	6

NORTHERN ILLINOIS

Notre Dame leads 7-2

4/4/1976	H	W	12	11
4/4/1976	H	W	15	4
4/29/1995	A	L	3	4
4/29/1995	A	L	5	6
4/30/1995	A	W	17	7
4/30/1995	A	W	7	4
5/16/1995	H	W	12	4
3/17/2005	N	W	10	6
4/16/2008	N	W	5	4

NORTHERN IOWA

Notre Dame leads 2-0

3/11/1990	N	W	6	1
4/29/1994	H	W	3	0

NORTHWESTERN

Notre Dame leads 70-59-1

5/7/1896	H	L	6	15
5/3/1897	H	W	11	8
4/29/1898	H	W	12	1
5/7/1900	H	W	14	6
5/14/1901	H	W	13	4
5/24/1901	H	W	5	2
5/19/1903	H	L	8	9
5/14/1904	H	W	9	1
5/3/1905	A	L	6	8
5/4/1905	A	L	1	2
5/24/1905	H	W	8	3
5/14/1921	H	L	14	15

5/25/1921	A	W	7	0
5/15/1922	H	W	26	4
6/3/1922	A	W	5	4
4/26/1923	H	W	12	2
5/19/1923	A	L	0	4
5/12/1924	H	W	9	4
4/28/1926	H	W	2	0
5/28/1926	A	W	4	0
5/15/1928	A	W	16	4
5/11/1929	H	W	11	5
5/13/1930	H	W	10	6
5/17/1930	A	W	7	6
4/29/1931	H	L	5	7
5/19/1931	H	W	4	3
5/10/1932	H	W	5	3
5/28/1932	A	L	3	10
4/19/1933	H	L	7	9
4/23/1934	H	L	13	14
5/15/1934	H	W	3	2
5/8/1935	H	L	7	10
5/15/1935	H	W	10	8
5/7/1936	A	W	10	3
5/26/1936	H	W	3	0
5/4/1937	A	L	2	3
5/3/1938	H	L	3	5
4/15/1939	H	L	2	4
5/11/1939	A	W	9	2
4/6/1940	H	W	6	1
4/27/1940	A	L	2	3
5/2/1941	H	L	5	6
5/3/1941	A	L	1	5
4/21/1942	H	W	13	1
4/27/1942	A	W	6	4
6/10/1944	A	L	6	7
5/1/1945	A	W	4	0
6/8/1945	H	W	10	4
4/30/1946	H	W	7	2
6/4/1946	A	L	1	11
4/22/1947	H	W	4	2
5/26/1948	A	W	3	0
5/11/1949	H	W	10	5
5/25/1949	A	W	4	1
5/17/1950	A	L	10	11
5/2/1951	A	W	4	2
5/16/1951	H	L	6	8
4/30/1952	A	L	1	2
5/21/1952	H	W	20	4
4/29/1953	A	W	6	4
5/13/1953	H	W	5	4
4/28/1954	H	L	3	6
5/12/1954	A	L	2	9
4/27/1955	A	L	1	8
5/1/1957	A	W	8	4
5/15/1957	H	W	6	2
5/30/1957	N	L	2	9
5/31/1957	N	W	6	1
5/6/1958	H	W	22	2
5/21/1958	A	W	16	5
4/22/1959	A	W	8	5
4/27/1960	H	L	4	6
5/25/1960	A	W	14	1
5/2/1961	H	L	5	13
5/16/1961	A	L	0	1
4/18/1962	A	L	5	8
5/23/1962	H	W	28	7
5/13/1963	A	L	3	7
5/18/1964	H	W	9	3
4/7/1965	H	W	13	3
4/27/1965	A	W	8	2
5/2/1966	H	W	9	1
4/18/1967	H	W	7	6
5/3/1967	H	W	6	5
4/30/1968	A	L	5	11
4/21/1969	H	L (13)	4	5
5/19/1969	A	W	4	0
5/18/1970	H	W	6	5
5/3/1971	A	W	7	4
4/11/1972	H	L	6	9
4/23/1973	A	L	1	11
4/23/1973	A	W	3	2
4/19/1974	A	L	4	5
5/6/1974	H	W	14	9
4/20/1976	A	L	9	12
4/20/1977	H	W	4	3
4/20/1977	H	L	3	14
4/7/1979	H	L	5	8
4/11/1980	A	W	3	2
4/12/1980	A	L	1	2
5/15/1981	A	L	5	9
4/27/1981	H	W	10	2
4/27/1981	H	W	8	7
5/4/1982	H	L	3	9
5/4/1982	H	W	3	1
4/19/1983	A	L	5	7
4/19/1983	A	L	0	3
5/8/1984	H	W	16	11
5/8/1984	H	L	2	4
4/3/1985	H	L	3	8
4/3/1985	H	W	11	5
4/10/1985	A	L	1	4
4/10/1985	A	L	1	6
5/3/1986	A	L	2	3
5/3/1986	A	L	1	8

5/4/1986	H	L	4	6
5/4/1986	H	W	22	5
5/3/1987	A	L	0	1
5/4/1987	H	L	6	7
4/13/1988	H	L	0	5
4/19/1989	H	W	10	8
5/4/1989	A	T	5	5
4/18/1990	H	L	3	7
3/15/1991	N	W	7	0
5/12/1993	A	W	10	1
4/16/1996	A	W	11	10
4/23/1997	H	L	3	12
4/6/1999	A	L	10	20
5/2/2000	H	L	4	9
4/15/2009	N	L	1	5

NORTHWOOD

Notre Dame leads 3-1

4/9/1978	H	W	6	4
4/9/1978	H	W	3	2
4/16/1979	H	L	4	7
4/16/1979	H	W	16	3

OAKLAND

Notre Dame leads 12-1

4/30/1999	H	W (7)	7	6
4/30/1999	H	W (10)	9	1
5/1/1999	H	W (7)	10	5
5/3/2000	H	W	9	3
5/3/2000	H	W	5	3
5/1/2002	H	W	11	5
4/30/2003	H	W	4	1
4/14/2004	H	W	17	5
5/10/2005	H	W	7	2
4/11/2006	H	W	15	1
4/3/2007	H	W	7	3
3/25/2009	H	L	5	6
4/6/2010	H	W	13	6

OBERLIN

Notre Dame leads 2-1

5/26/1899	H	L	0	4
5/29/1900	H	W	5	0
5/15/1907	H	W	5	0

OGLETHORPE

Series is tied 1-1

4/13/1966	A	L	0	2
4/14/1966	A	W	6	0

OHIO

Notre Dame trails 14-16

4/17/1950	H	L	1	4
4/8/1955	N	W	3	2
4/27/1956	A	L	1	9
4/28/1956	A	W	7	3
4/26/1957	A	W	8	3
4/27/1957	A	L	4	7
4/18/1958	H	W	15	2
4/19/1958	H	L	5	8
4/11/1959	H	L	2	3
5/20/1960	H	W	9	0
5/30/1960	N	L (10)	4	5
5/12/1961	A	W	11	4
5/13/1961	A	W	5	4
5/4/1962	H	W	8	1
5/5/1962	H	W	6	3
4/26/1963	A	W	8	7
4/27/1963	A	W	16	6
4/24/1964	H	L	1	11
4/25/1964	H	L (10)	2	3
4/17/1965	A	L	5	11
4/17/1965	A	L (7)	3	7
5/19/1967	H	W	17	7
5/20/1967	H	W	9	5
5/17/1968	A	L	2	4
5/9/1969	H	W	3	0
5/2/1970	A	L	2	5
4/23/1971	H	L	3	14
4/24/1971	H	L	6	7
4/14/1972	A	L	0	4
4/15/1972	A	L	2	13

OHIO STATE

Notre Dame leads 26-20

5/15/1902	H	W	7	0
6/5/1903	H	W	2	1
4/29/1905	H	L	1	6
5/20/1933	H	W	12	4
4/13/1934	H	L	5	7
5/5/1934	H	W	5	3
4/12/1935	H	W	4	3
5/4/1935	H	L	9	10
5/16/1936	H	W	2	1
5/21/1937	H	W	22	3
4/18/1938	A	W	3	1
4/19/1938	A	L	1	6
5/17/1940	A	W	4	0
5/18/1940	A	W	7	4
5/23/1941	H	L	9	22
5/24/1941	H	L	5	8

5/25/1945	A	W	3	1
5/26/1945	A	W	11	8
4/20/1946	H	W	9	3
4/20/1946	H	W	10	4
5/16/1947	A	W	7	5
5/14/1948	H	L	3	6
5/15/1948	H	W	6	0
4/14/1949	A	W	4	1
5/19/1950	H	L	0	2
5/20/1950	H	L	8	12
4/14/1951	A	W	1	0
4/18/1952	H	L	5	8
4/19/1952	H	W	3	1
4/19/1952	H	W	4	1
4/10/1953	A	W	6	4
4/11/1953	A	L	0	8
5/28/1954	H	L	1	11
5/29/1954	H	W	3	1
4/15/1955	A	W	4	3
4/16/1955	A	L	2	3
4/16/1955	A	L	5	6
3/19/1976	N	L	0	3
3/20/1976	N	W	4	3
2/23/1991	N	L	1	1
2/24/1991	N	L (11)	11	12
2/25/2000	N	L	4	5
5/31/2002	H	W	8	6
6/2/2002	H	W	9	6
2/20/2009	N	L	0	2
2/27/2010	N	L	2	10



5/26/1904	H	W	11	2
6/3/1904	A	W	13	4
5/12/1905	H	L	2	9
6/2/1905	A	L	1	3
5/10/1906	H	W	4	2
5/17/1906	A	L	4	8
5/18/1907	A	W	6	2
5/25/1907	H	W	4	3
5/2/1916	H	W	1	0
5/25/1916	H	W	4	0
5/5/1917	H	W	9	5
5/8/1918	A	W	7	5
5/25/1918	H	W	8	1
5/6/1919	A	W	16	6
5/24/1919	H	W	13	1
5/4/1920	A	L	4	8
6/6/1920	H	W	12	11
4/19/1921	A	W	4	1
5/21/1921	H	W	8	1
5/10/1922	H	W	2	1
5/17/1922	A	W	4	0
4/9/1923	A	W	3	0
5/29/1923	H	W	6	0
5/5/1925	A	L	3	5
5/5/1926	H	L	5	8
5/26/1931	H	W	10	7
4/28/1933	A	T	9	9
4/29/1933	A	W	8	7
4/27/1934	H	L	13	14
4/28/1934	H	L	6	9
5/24/1934	H	W	13	5
4/17/1935	A	L	5	9
5/18/1935	H	W	13	4
4/22/1936	H	W	18	15
5/20/1936	A	L	4	6
5/15/1937	H	W	15	0
5/25/1937	A	W	6	1
4/26/1939	H	W	9	0
5/16/1939	A	W	6	1
4/29/1940	H	L	2	3
5/14/1940	A	L	1	2
4/10/1941	A	T	3	3
4/7/1942	A	W	12	3
4/23/1942	H	W	4	3
5/6/1944	A	L	2	5
6/17/1944	H	W	15	0
4/23/1946	A	W	11	4
6/6/1946	H	W	9	2
5/20/1947	H	W	4	3
5/20/1947	H	L	3	5
5/25/1948	H	W	5	3
5/25/1948	H	L	2	3
6/1/1949	A	W	5	4
6/11/1949	A	W	1	0
5/2/1950	A	L	8	11
5/16/1950	H	L	4	6
5/1/1951	H	W	5	2
5/22/1951	A	L	5	8
4/22/1952	H	W	3	2
5/19/1953	A	W	2	1
4/27/1954	A	W	16	1
5/11/1954	H	L	0	7
5/3/1955	A	L	2	3
5/17/1955	H	W	7	4
4/24/1956	A	L	3	4
5/8/1956	H	W	15	0
4/15/1958	H	W	7	5
4/29/1958	A	W	14	1
4/26/1960	A	W	7	2
4/11/1961	H	L	2	5
4/10/1962	A	W	6	4
4/15/1964	H	W	9	4
4/14/1965	A	W	4	2
4/17/1967	H	W	8	1
4/9/1968	A	W	7	0
3/25/1981	A	W	3	1
3/25/1981	A	L	1	5
4/10/1982	H	W	9	3
4/10/1982	H	L	0	6
4/18/1984	H	W	4	1
4/18/1984	H	L	4	5
4/17/1985	H	L	3	13
4/17/1985	H	L	8	13
4/16/1986	A	L	6	20
4/29/1986	H	L	6	9
4/28/1987	H	L	5	8
4/12/1988	A	L	7	11
4/26/1988	H	W	5	2
3/28/1990	A	L	8	10
4/12/1990	H	W	14	2
4/8/1992	H	L	4	5
4/16/1992	A	W (5)	7	0
4/7/1993	A	W	2	1
4/21/1993	H	W	7	5
4/19/1994	H	W	8	1
5/10/1994	A	W	12	5
4/12/1995	A	L	2	5
4/19/1995	H	W	7	2
4/17/1996	H	W	7	4
4/15/1997	A	W	6	4
2/28/1998	N	W	6	1
4/15/1998	H	W	7	1
4/11/2000	H	L	5	7

3/26/2003	H	W	8	5
4/20/2005	N	W	9	7
4/24/2006	H	W	2	1
4/18/2007	H	W (10)	1	0
2/22/2009	N	W (10)	9	4

QUINCY				
Notre Dame leads 1-0				
3/30/1959	A	W	11	7

RICE				
Series is tied 1-1				
6/17/2002	N	W	5	3
3/7/2009	A	L	0	9

ROCHESTER (MI)				
Notre Dame leads 1-0				
5/15/2002	H	W	10	3

ROLLINS				
Series is tied 3-3				
3/25/1967	A	W	7	1
3/29/1967	A	W	4	3
4/1/1967	A	W	6	4
3/21/1978	A	L	3	6
3/24/1978	A	L	5	7
3/6/1989	A	L	1	8

ROSE POLYTECHNIC				
Notre Dame leads 6-0				
5/7/1906	H	W	14	6
5/9/1908	H	W	5	0
5/17/1909	H	W	8	0
5/14/1910	H	W	4	0
4/29/1912	H	W	9	0
4/20/1918	A	W	3	2

RUSH MEDICAL				
Series is tied 1-1				
5/2/1895	H	L	8	9
5/15/1896	H	W	13	12

RUTGERS				
Notre Dame leads 29-18				
4/13/1996	H	L (8)	2	4
4/13/1996	H	W	5	3
4/14/1996	H	L	7	10
4/13/1997	A	W (7)	3	2
4/13/1997	A	L	14	15
4/14/1997	A	W	6	5
5/15/1998	N	L (10)	6	7
5/16/1998	N	L	0	12
3/28/1999	A	W (7)	10	1
3/28/1999	A	L	1	17
5/13/2000	H	L (7)	6	16
5/13/2000	H	W	4	3
4/14/2000	H	W	10	6
4/7/2001	A	W (7)	10	2
4/7/2001	A	W	8	2
4/8/2001	A	W (11)	5	4
5/18/2001	N	W	6	2
4/4/2002	H	W (7)	6	5
5/4/2002	H	W	7	2
5/5/2002	H	L	0	11
5/23/2002	N	W	8	3
5/25/2002	N	L	3	4
5/25/2002	N	W (10)	3	2
5/10/2003	A	W (7)	2	0
5/10/2003	A	L	2	10
5/11/2003	A	L (19)	3	5
5/23/2003	N	W	9	3
5/24/2003	N	L	11	15
5/24/2003	N	W	11	3
5/15/2004	H	W (7)	1	0
5/15/2004	H	W	7	1
5/16/2004	H	W	5	3
4/3/2005	A	L	3	5
4/3/2005	A	L (10)	10	11
4/21/2006	H	W	11	5
4/22/2006	H	W	15	3
4/23/2006	H	W	14	12
4/28/2007	A	W	15	3
4/28/2007	A	L	0	7
4/29/2007	A	W	6	4
5/22/2007	N	L (8)	2	13
4/4/2008	H	W	7	5
4/5/2008	H	W	11	2
4/6/2008	H	W	11	2
4/9/2010	H	W	9	8
4/10/2010	H	L	5	25
4/11/2010	H	L (11)	6	8

SACRED HEART				
Notre Dame leads 2-1				
5/6/1911	A	W	10	1
3/3/2002	N	W	4	1
3/10/2007	N	L	0	3

ST. AMBROSE				
Notre Dame trails 0-1				
5/21/1918	H	L	2	3

ST. BERNARD				
Notre Dame trails 0-1				
3/14/1976	N	L	3	4

ST. BONAVENTURE				
Notre Dame leads 2-0				
3/19/1989	N	W	5	2
3/2/2008	N	W	6	4

ST. EDWARD'S (TX)				
Notre Dame trails 0-6				
4/9/1969	A	L	3	5
3/17/1984	A	L	5	7
3/19/1985	A	L	6	9
3/19/1985	A	L	2	3
3/15/1987	A	L	3	5
3/14/1988	A	L	4	5

ST. IGNATIUS				
Notre Dame leads 3-0				
5/30/1896	H	W	9	6
5/24/1915	A	W	10	1
5/28/1917	H	W	8	1

ST. JOHN'S				
Notre Dame leads 26-16				
4/4/1996	H	W (7)	7	3
5/17/1996	N	W	4	0
5/9/1998	H	L (7)	0	3
5/9/1998	H	W	2	1
5/10/1998	H	L	5	6
5/14/1998	N	W	3	2
5/15/1999	A	L (7)	4	5
5/15/1999	A	W	5	2
5/16/1999	A	L	5	14
4/29/2000	H	W (7)	8	3
4/29/2000	H	L	4	6
4/30/2000	H	W	9	8
4/28/2001	A	W (7)	3	2
4/28/2001	A	W	5	0
4/29/2001	A	W	7	3
4/16/2002	H	W (7)	4	1
4/16/2002	H	L	3	4
4/17/2002	H	W	5	2
4/6/2003	H	W (7)	11	3
4/6/2003	H	W	18	3
4/12/2004	H	W (7)	7	1
4/12/2004	H	L	1	2
5/28/2004	N	W	9	2
5/7/2005	A	L	2	3
5/7/2005	A	L (10)	5	6
5/8/2005	A	L	1	3
4/13/2006	H	W	9	2
4/13/2006	H	W	13	7
4/15/2006	H	W	7	5
5/26/2006	N	L	1	10
5/26/2006	N	W	5	3
4/25/2008	H	L	3	10
4/26/2008	H	L	4	6
4/27/2008	H	W	8	4
5/14/2009	A	W	9	1
5/15/2009	A	W	15	8
5/16/2009	A	L	6	10
5/19/2009	N	W	14	5
5/22/2009	N	W	11	10
4/30/2010	H	W	14	5
5/1/2010	H	L	1	8
5/2/2010	H	L	4	9

ST. MARY'S (KY)				
Notre Dame leads 4-0				
4/16/1922	A	W	7	1
4/17/1922	A	W	5	3
3/31/1923	A	W	4	1
4/1/1923	A	W	8	6

3/18/1999	A	L	5	14
4/29/2000	H	W (7)	8	3
4/29/2000	H	L	4	6
4/30/2000	H	W	9	8
4/28/2001	A	W (7)	3	2
4/28/2001	A	W	5	0
4/29/2001	A	W	7	3

All-Time Series Results

3/26/2010	A	L	0	4
3/27/2010	A	L	3	6
3/27/2010	A	L	2	10

USC

Series is tied 3-3

4/3/1961	N	L	3	4
2/22/1997	N	L	4	14
3/9/2002	N	W	15	8
2/21/2004	A	W (7)	3	1
5/17/2005	H	W	13	6
5/18/2005	H	L	3	9

SOUTHERN ILLINOIS

Notre Dame leads 10-4

6/3/1970	N	L	2	10
6/5/1970	N	L	0	1
3/14/1996	N	W	6	2
3/11/1998	N	W	4	3
2/28/1999	N	W	15	5
2/24/2002	N	L	2	6
3/14/2002	N	W	5	3
3/16/2002	N	W	3	2
3/6/2004	N	W (11)	12	11
3/20/2004	A	L	4	8
3/21/2004	A	W	5	3
3/17/2006	N	W	12	2
3/18/2006	N	W	4	0
3/15/2008	N	W	4	0

SOUTHERN METHODIST

Notre Dame leads 1-0

4/5/1929	A	W	6	5
----------	---	---	---	---

SOUTHWESTERN (TN)

Notre Dame leads 1-0

4/19/1954	A	W	8	2
-----------	---	---	---	---

SPRING HILL

Series is tied 1-1

4/11/1928	A	L	0	6
4/12/1928	A	W	6	1

STANFORD

Notre Dame trails 0-3

3/29/1991	N	L	3	7
6/15/2002	N	L	3	4
6/18/2002	N	L	3	5

STETSON

Series is tied 3-3

3/25/1978	N	L	2	6
3/24/1979	A	W	19	11
5/24/1996	N	L	6	7
6/4/2005	N	W	7	4
3/2/2007	A	L	4	5
3/7/2010	A	W	4	2

SYRACUSE

Notre Dame leads 1-0

5/15/1908	A	W	2	1
-----------	---	---	---	---

TENNESSEE

Notre Dame trails 1-4

4/14/1924	A	L	2	7
4/22/1927	A	W	13	1
4/9/1966	A	L	2	4
4/9/1966	A	L	0	4
3/17/1994	N	L	5	8

TENNESSEE-MARTIN

Series is tied 1-1

3/19/1977	N	L	5	10
3/19/1977	N	W	5	4

TEXAS

Series is tied 3-3

6/10/1957	N	W	9	0
4/7/1969	A	L	4	5
2/24/1989	A	W	12	9
3/2/1990	A	L	3	5
3/1/1991	A	W	13	4
2/24/1995	N	L	6	10

TEXAS A&M

Series is tied 2-2

4/6/1929	A	L	4	7
4/8/1969	A	W	5	2
3/5/2005	N	L	5	13
3/10/2006	N	W	5	4

TEXAS A&M CORPUS CHRISTI

Notre Dame trails 0-1

3/7/2008	N	L	2	5
----------	---	---	---	---

TCU

Notre Dame trails 1-2

3/16/1985	A	L	3	9
-----------	---	---	---	---

3/8/2002	N	L	3	7
2/24/2007	N	W	4	1

TEXAS LUTHERAN

Series is tied 4-4

4/10/1969	A	W	5	4
3/24/1984	A	L	4	5
3/24/1984	A	L	4	6
3/23/1985	A	L	7	13
3/23/1985	A	L	0	14
3/20/1987	A	W	3	1
3/14/1988	A	W	7	3
3/14/1988	A	W	8	2

TEXAS WESLEYAN

Notre Dame trails 0-2

3/24/1975	A	L	2	3
3/24/1975	A	L	5	6

TEXAS-PAN AMERICAN

Notre Dame trails 6-7

3/15/1995	N	W	7	6
3/15/1995	N	L	1	5
3/16/1995	N	W	13	4
3/9/1997	N	W	5	4
3/10/1997	N	L	0	2
3/10/1997	N	L	2	5
2/24/2001	N	W	14	9
3/10/2002	N	L	5	6
3/16/2008	N	L	8	10
3/15/2009	N	W	10	7
3/15/2009	N	W (7)	7	2
3/9/2010	A	L	7	9
3/10/2010	A	L	4	10

TEXAS-SAN ANTONIO

Notre Dame trails 2-3

3/19/1995	N	L	3	7
2/23/2001	N	W	8	3
3/7/2004	N	L	9	17
3/9/2004	N	W	13	5
3/9/2005	N	L	4	9

(SOUTHWEST) TEXAS STATE

Notre Dame trails 3-4

3/16/1987	N	W	10	5
3/7/1997	N	W	9	5
3/7/1998	N	L	4	9
3/8/1998	N	W	8	0
3/7/2005	N	L	5	10
2/17/2007	N	L	1	2
2/18/2007	N	L	0	6

TEXAS TECH

Notre Dame leads 1-0

3/13/2004	N	W	6	1
-----------	---	---	---	---

TOLEDO

Notre Dame leads 42-12

5/26/1934	H	W	7	5
5/4/1935	A	W	5	3
4/16/1936	H	W	7	6
5/1/1936	A	W	5	4
5/15/1947	H	W	8	5
6/3/1948	A	W	7	1
5/5/1961	A	W (14)	3	1
4/27/1962	H	L	8	9
4/28/1962	H	W	5	1
4/19/1963	A	W	14	3
4/20/1963	A	W	6	3
4/17/1964	A	W	10	6
4/9/1965	H	W	10	1
4/10/1965	H	W	8	2
4/10/1965	H	W	4	0
5/20/1966	A	L	5	7
5/12/1967	A	W	5	4
5/13/1967	A	L	2	4
5/10/1968	H	W	10	7
5/2/1969	A	W	16	3
5/3/1969	A	L	4	8
5/3/1969	A	W	1	0
4/24/1970	H	W	7	4
4/24/1970	H	W	7	4
4/25/1970	H	W	5	4
4/16/1971	A	L	1	2
4/17/1971	A	L	3	4
4/17/1971	A	W	5	2
4/7/1974	H	L	0	2
4/7/1974	H	W	4	1
4/13/1975	A	W	3	2
4/13/1975	A	L	1	6
4/11/1976	H	L	3	13
4/11/1976	H	L	3	11
4/2/1977	H	L	7	8
4/2/1977	H	L	4	5
4/6/1992	N	W	13	7
4/20/1993	H	W	5	2
4/20/1993	H	W (7)	2	1
4/7/1994	H	W	5	3
4/11/1996	H	W	8	6

4/24/1997	H	W	15	9
4/23/1998	H	W	15	4
4/13/2000	H	W	6	3
3/28/2001	H	W	6	1
4/17/2002	H	W	15	4
3/25/2003	H	W	8	3
4/21/2004	H	W	9	3
4/5/2005	H	W	6	2
4/18/2006	H	W	8	2
4/17/2007	H	W	8	7
4/15/2008	H	W	6	1
4/1/2009	H	W	11	7
4/27/2010	H	W	9	0

TRANSYLVANIA

Notre Dame leads 2-0

4/20/1922	A	W	12	7
4/16/1924	A	W	13	1

TRINITY (TX)

Notre Dame leads 11-0

3/18/1984	N	W	4	3
3/22/1984	N	W	8	2
3/22/1984	N	W	9	0
3/21/1985	A	W	8	3
3/21/1985	A	W	8	6
2/23/1989	A	W	12	2
2/23/1989	A	W	12	4
3/4/1990	A	W	5	4
3/3/1991	A	W	8	2
3/3/1991	A	W	8	3
3/14/2009	A	W	11	8

TRI-STATE

Notre Dame leads 4-0

5/9/1988	H	W	8	2
5/9/1988	H	W	16	5
4/20/1989	H	W	16	5
4/11/1991	A	W	10	6

TUFTS

Notre Dame leads 1-0

5/21/1912	A	W	3	2
-----------	---	---	---	---

TULANE

Notre Dame trails 5-9-1

3/28/1964	A	L	0	5
3/28/1964	A	T	3	3
3/15/1974	N	L	7	8
3/16/1974	N	L	0	3
3/17/1974	N	L	1	5
3/27/1986	N	L	6	8
4/11/1987	A	L	3	11
4/11/1987	A	W	8	6
4/12/1987	A	L	1	7
3/11/1991	A	L	3	5
3/5/1994	A	W	8	2
3/6/1994	A	W	9	0
3/7/1994	A	L	2	6
5/26/2000	N	W	8	4
5/27/2000	N	W	10	6

TULSA

Notre Dame trails 0-5

3/10/1973	A	L	1	7
3/11/1973	A	L	4	16
3/14/1973	A	L	6	8
3/15/1973	A	L	0	4
3/17/1973	A	L	1	14

UCLA

Series is tied 1-1

4/4/1961	A	W	6	2
3/31/1991	N	L	3	6

UPPER IOWA

Notre Dame leads 1-0

4/26/1901	H	W	23	6
-----------	---	---	----	---

VALPARAISO

Notre Dame leads 71-20

5/14/1918	H	W	4	2
5/15/1920	H	W	2	0
5/28/1920	A	W	2	1
5/19/1958	H	L	13	15
5/28/1958	N	L	0	2
5/26/1958	N	W	10	4
5/18/1959	A	W	9	5
5/15/1961	H	W	11	2
5/15/1962	A	W	4	3
5/14/1963	H	W	11	4
5/21/1963	A	L	4	13
5/31/1963	N	W	5	2
5/12/1964	A	W	10	7
5/19/1964	H	W	4	3
5/11/1965	H	L (11)	1	3
5/18/1965	A	W	11	1
5/10/1966	A	W	6	5
5/16/1967	A	L	6	10

5/23/1967	H	W	5	1
5/14/1968	H	W	11	8
5/21/1968	A	W	3	2
5/13/1969	A	L	2	3
4/21/1970	H	W	5	1
5/19/1970	A	W	4	0
4/20/1971	A	W	4	2
4/27/1971	H	L	0	8
4/18/1972	A	W	12	5
5/9/1972	H	W	4	2
5/2/1973	A	W	5	3
5/8/1973	H	L	5	8
4/20/1974	H	W	6	0
4/9/1975	H	W	6	5
4/15/1975	A	L	3	5
4/6/1976	A	L	3	14
4/14/1976	H	W	13	10
4/12/1977	A	L	2	6
4/12/1977	H	W	12	8
4/5/1978	H	W	4	1
4/25/1978	A	L	1	2
4/10/1979	H	W	9	3
4/10/1979	H	W	2	0
4/20/1980	A	L	1	3
4/20/1980	A	W	9	2
5/6/1980	H	L	7	10
5/6/1980	H	W	8	3
5/5/1981	H	W	8	1
4/1/1982	A	W	3	0
4/1/1982	A	W	2	0
4/29/1982	H	W	2	1
4/29/1982	H	W	7	2
3/31/1983	A	W	4	2
3/31/1983	A	W	4	2
5/3/1983	H	L	2	6
5/3/1983	H	W	12	3
4/24/1984	A	W	9	5
4/24/1984	A	W	8	7
5/6/1984	A	L	7	11
4/16/1985	H	L	3	5
4/16/1985	H	W	6	0
4/2/1986	A	W	5	4
4/31/1986	H	W	5	1
4/1/1987	H	L	5	9
5/7/1988	A	W	10	2
5/7/1988	A	W	9	3
5/8/1988	H	W	12	3
5/8/1988	H	W	6	5
5/1/1989	A	W	5	4
5/2/1989	H	W	15	14
5/2/1990	H	W	6	6
5/2/1990	H	W	11	1
5/1/1991	H	W	12	0
5/1/1991	H	W	11	5
4/27/1993	H	L (7)	1	2
4/27/1993	H	W	6	5
4/21/1994	H	W	15	1
4/18/1996	H	W	11	3
4/29/1997	H	W	10	6
4/22/1998	H	W (9)	1	0
4/22/1998	H	W (7)	3	1
4/5/2000	H	W	7	2
4/25/2001	H	W (7)	7	3
4/25/2001	H	L (7)	2	4
4/3/2002	H	W (7)	16	0
4/3/2002	H	W (7)	12	1
4/2/2003	H	W	13	4
4/2/2003	H	W	13	4
4/17/2004	H	W	9	3
4/21/2005	H	W	9	8
3/28/2006	H	W	12	0
4/8/2008	H	W	8	6
3/18/2009	H	W	10	4
4/28/2010	N	W	8	1

**WAKE FOREST**

Notre Dame trails 2-4

6/17/1949	H	L	1	4
6/18/1949	H	L	7	10
2/27/1988	A	L	10	17
2/28/1988	A	L	5	12
3/3/2000	N	W	8	5
3/2/2003	N	W (13)	2	1

UNIVERSITY OF WASHINGTON

Notre Dame leads 5-3

3/24/1986	N	L	4	10
3/16/1990	N	W	8	4
3/16/1991	N	W	9	7
3/19/1991	N	W	4	2
3/12/1992	N	W	4	0
3/18/1994	N	L	2	4
3/3/1995	N	W	21	10
3/10/1996	N	L (6)	1	2

WASHINGTON UNIVERSITY

Notre Dame leads 1-0

4/3/1947	A	W	13	4
----------	---	---	----	---

WASHINGTON & JEFFERSON

Notre Dame leads 1-0

5/9/1913	H	W	9	1
----------	---	---	---	---

WASHINGTON STATE

Notre Dame leads 3-0

3/15/1992	N	W	9	6
3/4/1995	N	W	2	1
3/8/2009	N	W	7	3

WAYNE STATE (IN)

Notre Dame leads 5-0

4/17/1968	A	W	4	1
5/8/1968	H	W	19	1
5/16/1969	A	W	5	4
5/16/1970	H	W	6	2
5/16/1970	H	W	5	2

WEBBER INTERNATIONAL

Notre Dame leads 1-0

3/12/2007	A	W (10)	11	8
-----------	---	--------	----	---

WEST VIRGINIA

Notre Dame leads 38-20

5/13/1902	H	W	9	5
6/1/1910	H	W	6	1
5/9/1912	A	L	1	7
5/10/1912	A	W	4	2
5/11/1914	A	W	12	3
4/30/1927	H	W	10	9
4/30/1927	H	W	8	6
5/4/1928	H	W	4	3
5/5/1928	H	W	14	2
4/13/1955	A	L	3	5
3/29/1956	N	L	0	4
4/7/1958	A	W	6	4
4/27/1996	H	L (7)	4	6
4/27/1996	H	L	5	8
5/14/1996	N	L	8	10
5/18/1996	N	W	5	2
5/18/1996	N	L	4	7
4/26/1997	A	L (7)	5	7
4/26/1997	A	W	7	6
5/15/1997	N	W	8	1
5/2/1998	H	W (7)	4	3
5/2/1998	H	L (10)	9	11
5/3/1998	H	W (15)	5	3
5/13/1998	N	W	5	4
3/20/1999	A	W (7)	4	1
3/20/1999	A	W	6	4
5/19-20/1999	N	W	7	2
4/15/2000	A	W (10)	3	1
4/15/2000	A	L	2	7
4/16/2000	A	W	4	3
4/14/2001	H	W (7)	4	1
4/14/2001	H	W	8	1
4/9/2002	A	L (7)	2	4
4/9/2002	A	W (10)	10	6
5/3/2003	H	W (7)	1	0
5/3/2003	H	L	5	7
5/4/2003	H	L	1	5
5/22/2003	N	W	9	1
3/27/2004	A	W (10)	5	3
3/27/2004	A	W	4	0
3/28/2004	A	W	6	2
5/20/2005	H	W (7)	3	1
5/20/2005	H	W	5	1
5/21/2005	H	W	7	3
5/24/2006	N	W	12	4
4/20/2007	H	W	5	2
4/21/2007	H	W	17	6
4/22/2007	H	L	7	16
4/18/2008	A	W	8	4
4/19/2008	A	L	6	11
4/20/2008	A	W	9	4
5/21/2008	N	L	6	13

4/17/2009	H	L	3	19
4/18/2009	H	W	8	6
4/18/2009	H	W	3	0
5/8/2010	A	L	3	10
5/8/2010	A	L	5	6
5/9/2010	A	L	6	22

WESTERN KENTUCKY

Notre Dame leads 1-0

4/1/1926	A	W	5	2
----------	---	---	---	---

WESTERN MICHIGAN

Notre Dame leads 66-64-1

4/16/1914	H	W	6	
1				
6/6/1916	H	W	6	0
5/2/1917	H	W	9	3
4/27/1922	H	W	6	2
4/23/1924	H	W	10	1
6/7/1924	A	L	1	2
4/28/1925	H	W	5	4
6/5/1925	A	L	2	3
4/21/1926	H	W	5	4
4/24/1928	H	W	13	11
4/24/1929	H	W	4	1
5/4/1932	H	L	1	4
5/30/1932	A	W	2	1
4/17/1934	H	L	7	14
5/10/1934	H	L	2	4
4/18/1935	H	W	6	5
5/11/1935	H	W	7	4
5/13/1936	H	W	9	8
5/23/1936	A	W	4	1
5/8/1937	H	W	4	3
5/19/1937	A	W	6	1
4/14/1938	A	W	8	0
5/5/1938	H	W	9	8
4/22/1939	H	W	5	0
5/5/1939	A	W	10	5
4/20/1940	H	L	6	9
4/25/1940	A	W	2	1
4/23/1941	A	L	2	11
4/26/1941	H	L	3	6
5/2/1942	A	L	7	12
5/9/1942	H	W	2	0
4/23/1943	A	L	2	4
5/1/1943	H	W	4	2
5/12/1944	H	L	5	8
5/13/1944	H	W	3	1
5/27/1944	A	W	2	1
5/27/1944	A	W	4	2
5/4/1945	A	W	26	10
5/5/1945	A	T	2	2
5/18/1945	H	L	6	13
5/19/1945	H	W	3	0
5/3/1947	A	W	6	5
5/30/1947	H	L	3	7
5/31/1947	H	W	6	5
6/4/1948	H	W	13	0
6/5/1948	H	W	4	3
5/10/1949	A	W	3	2
6/4/1949	H	W	7	4
6/13/1949	N	W	9	1
4/22/1950	A	L	1	8
6/3/1950	H	W	8	7
6/1/1951	A	L	4	11
6/2/1951	H	L	5	9
5/6/1952	A	L	0	4
5/15/1952	H	L	8	10
5/16/1953	A	L	3	5
6/2/1953	H	W	10	9
5/1/1954	A	W	7	4
6/2/1954	H	L	2	3
5/21/1955	A	W	2	0
6/4/1955	H	L	10	15
5/4/1956	A	W	7	2
5/22/1956	H	L	3	4
5/29/1957	A	W	4	2
6/2/1957	H	L	2	4
5/23/1958	A	L	1	2
5/30/1958	A	L	4	5
5/31/1958	H	L	2	5
5/16/1959	A	L	0	3
5/30/1959	H	L	0	2
5/30/1959	H	L	6	9
5/6/1960	H	W	12	2
4/29/1961	H	L	4	7
4/21/1962	A	L	8	10
5/24/1963	H	L	2	5
5/25/1963	A	L	4	5
5/30/1963	N	L	1	2
5/21/1965	H	L	5	6
5/22/1965	A	W	2	0
5/14/1966	A	L	5	10
5/23/1966	H	L	3	6
5/5/1967	H	L	1	8
5/3/1968	H	W	6	4
5/4/1968	A	L	0	6
4/25/1969	H	W	5	2
4/26/1969	A	L (11)	6	7
4/17/1970	A	L	4	5
4/18/1970	H	W	1	0

4/8/1971	H	L	7	10
4/10/1971	A	L	2	3
4/25/1973	H	L	2	4
4/25/1973	H	W	3	2
5/3/1974	A	W	3	2
5/3/1974	A	W	15	10
4/19/1976	A	L	1	4
4/19/1976	A	L	1	2
5/2/1977	H	W	4	0
5/2/1977	H	L	4	9
4/12/1978	A	L	4	7
4/12/1978	A	L	1	2
5/4/1979	H	W	5	4
5/4/1979	H	L	1	11
4/22/1980	A	L	8	9
4/22/1980	A	L	12	16
4/28/1982	A	L	1	5
4/28/1982	A	L	2	3
5/21/1983	H	L	4	17
5/2/1983	H	W	11	7
5/2/1984	A	L	2	4
5/2/1984	A	W	4	1
5/1/1985	H	W	7	1
5/1/1985	H	W	2	1
4/30/1986	A	L	7	8
4/30/1986	A	L	4	5
4/27/1987	H	L	5	7
4/19/1988	A	L	10	28
5/13/1991	H	L	5	8
4/5/1992	H	W	9	1
3/25/1997	H	W	16	6
4/1/1998	H	W	8	1
3/23/1999	H	W	12	8
4/25/2000	N	L	7	11
5/2/2001	H	L	6	7
4/9/2002	H	W	5	4
4/31/2004	H	W	12	3
3/29/2005	H	W	9	5
3/29/2006	H	W	2	0
3/21/2007	H	W	17	9
5/12/2008	H	L	4	6
5/11/2009	H	W	5	3

WICHITA STATE

Series is tied 1-1

3/13/1993	A	L	11	14
3/14/1993	A	W	8	6

WILLIAMS

Notre Dame leads 1-0

5/16/1908	A	W	8	1
-----------	---	---	---	---

WINONA

Notre Dame leads 1-0

4/15/1908	H	W	19	0
-----------	---	---	----	---

WINTHROP

Notre Dame leads 1-0

2/27/2004	N	W	19	6
-----------	---	---	----	---

WISCONSIN

Notre Dame leads 61-56-3

5/21/1895	H	W	5	4
5/22/1896	H	L	6	9
6/4/1897	H	W	13	0
5/20/1898	H	L	0	5
5/15/1900	H	W	14	2
5/21/1900	H	W	15	6
5/22/1901	H	L	6	16
6/4/1901	H	L	4	11
4/24/1902	H	L	5	6
4/29/1904	H	W	4	3
5/11/1904	A	W	6	0
5/18/1905	H	L	2	3
4/26/1907	H	W	7	4
4/7/1914	H	W	7	2
4/5/1915	H	W	3	2
4/12/1916	H	L	0	1
4/13/1916	H	L	2	3
5/12/1916	H	W	6	0
4/17/1917	H	W	7	2
4/22/1918	H	W	6	1
4/27/1918	A	W	15	2
4/19/1919	H	W	4	3
6/4/1919	A	L	2	5
4/7/1920	H	W	2	1
4/7/1920	H	L	0	2
4/15/1921	H	T	3	3
6/4/1921	A	L	2	6
4/24/1922	H	L	1	9
5/1/1922	A	L	4	10
4/30/1923	H	W	16	2
5/26/1924	H	W	9	3
6/3/1924	A	L	2	9
5/8/1926	A	L	3	5
5/31/1926	H	W	5	0
4/26/1927	A	W	6	3
5/31/1927	H	W	6	5
5/1/1929	A	L	3	4
4/30/1930	A	W	5	3

Year-by-Year Results

1892 – RECORD: 1-0

4/21 Michigan W 6-4

1894 – RECORD: 1-2

5/5 Albion W 3-2
5/22 Purdue L 2-3
6/20 Minnesota L 1-3

1895 – RECORD: 3-2

4/22 Michigan L 0-13
5/2 Rush Medical L 8-9
5/9 Illinois W 8-7
5/21 Wisconsin W 5-4
5/30 Purdue W 11-6

1896 – RECORD: 2-3

5/7 Northwestern L 6-15
5/15 Rush Medical W 13-12
5/22 Wisconsin L 6-9
5/26 Illinois L 7-12
5/30 St. Ignatius W 9-6



Frank E. Hering
1897-99

Three seasons
17-7-0 (.708)

1897 – RECORD: 4-2

4/21 Michigan W 18-3
5/3 Northwestern W 11-8
5/15 Chicago L 2-10
5/17 Nebraska W 6-5
5/27 Illinois L 8-9
6/4 Wisconsin W 13-0

1898 – RECORD: 6-2

4/18 Michigan W 4-2
4/29 Northwestern W 12-1
5/14 DePauw W 5-2
5/20 Wisconsin L 0-5
5/26 Indiana W 10-1
5/30 St. Viator W 8-6
5/31 Chicago W 12-9
6/9 Michigan L 2-15

1899 – RECORD: 7-3

4/22 Michigan L 3-5
5/4 at Purdue W 10-5
5/5 at DePauw W 14-11
5/11 Illinois W 15-0
5/20 at Chicago W 7-2
5/22 Nebraska W 16-8
5/26 Oberlin L 0-4
6/8 at Kalamazoo W 9-8
6/9 at Albion W 18-2
6/10 at Michigan L 1-7

1900 – RECORD: 15-2

4/21 Michigan W 8-0
4/27 Purdue L 7-10
5/1 Indiana W 14-3
5/2 DePauw W 9-1
5/3 Purdue W 8-6
5/7 Northwestern W 14-6
5/12 Nebraska W 12-5
5/15 Wisconsin W 14-2
5/17 Beloit L 1-2
5/18 Lake Forest W 20-5
5/18 Chicago W 7-2
5/21 Wisconsin W 15-6
5/25 Indiana W 34-7
5/29 Oberlin W 5-1
6/7 Minnesota W 7-3
6/8 Kalamazoo W 5-4
6/9 Michigan W 7-1

1901 – RECORD: 11-8

4/19 Purdue W 7-6
4/24 Minnesota W 7-6
4/26 Upper Iowa W 23-6
5/1 Indiana W 14-3
5/2 DePauw W 14-3
5/3 Purdue W 25-14
5/4 Chicago W 11-3
5/6 Illinois L 2-5
5/8 Nebraska W 16-10
5/11 Beloit L 2-7
5/13 Illinois W 10-7
5/14 Northwestern W 13-4
5/16 Indiana L 4-7
5/20 Minnesota L 5-10
5/21 Minnesota L 4-5
5/22 Wisconsin L 6-16
5/23 Beloit L 1-9
5/24 Northwestern W 5-2
6/4 Wisconsin L 4-11

1902 – RECORD: 16-4-1

4/21 Kalamazoo W 9-5
4/24 Wisconsin L 5-6
4/25 Wabash W 19-4
4/29 at Indiana W 15-2
4/30 at DePauw W 2-1
5/1 at Wabash W 14-7
5/2 at Purdue W 8-5
5/7 Indiana W 7-4
5/8 Albion W 21-7
5/9 Nebraska W 2-0
5/13 West Virginia W 9-5
5/15 Ohio State W 7-0
5/17 Knox W 6-5
5/19 at Minnesota W 9-5
5/20 at Minnesota L 5-9
5/22 at Beloit L 0-2
5/23 at Monmouth W 12-1
5/24 at Knox L 5-6
5/26 DePauw W 10-6
6/5 at Minnesota W 22-2
6/7 Purdue T 2-2



Robert Lynch
1903

One season
17-5 (.773)

1903 – RECORD: 17-5

4/22 Kalamazoo W 13-9
4/23 Hillsdale W 24-0
4/28 DePauw L 4-7
4/29 Indiana W 7-1
4/30 Illinois L 5-8
5/1 Lawrence W 7-4
5/2 Beloit W 12-6
5/6 DePauw W 10-1
5/8 Nebraska W 13-2
5/12 Ohio Wesleyan W 11-0
5/13 Kentucky W 4-3
5/16 Purdue W 8-1
5/19 Northwestern L 8-9
5/22 Indiana W 7-2
5/26 Denison W 12-5
5/28 Beloit W 3-2
5/30 Kalamazoo L 0-2
6/1 Illinois L 2-4
6/3 Denison W 7-4
6/4 Ohio Wesleyan L 5-2
6/5 Ohio State W 2-1
6/6 Purdue W 2-1

1904 – RECORD: 12-5

4/29 Wisconsin W 4-3
5/2 Illinois L 1-2
5/3 Nebraska L 4-5
5/7 Wabash W 18-7
5/10 at Beloit L 1-4
5/11 at Wisconsin W 6-0
5/12 Minnesota W 13-3
5/14 Northwestern W 9-1
5/21 Minnesota W 18-1
5/25 Indiana W 2-1
5/26 Purdue W 11-2
5/31 Wabash W 6-2
6/1 at DePauw W 12-5
6/2 at Indiana W 5-2
6/3 at Purdue W 13-4
6/4 at Illinois L 0-1
6/7 Beloit L 0-1

1905 – RECORD: 6-9

4/22 Kalamazoo W 13-9
4/29 Ohio State L 1-6
5/2 at Beloit L 0-2
5/3 at Northwestern L 6-8
5/4 at Northwestern L 1-2
5/5 St. Viator W 2-1
5/9 Albion L 2-9
5/12 Purdue L 2-9
5/16 Denison W 6-1
5/18 Wisconsin L 2-3
5/20 Wabash W 6-3
5/24 Northwestern W 8-3
5/31 Wabash L 2-5
6/1 Indiana W 4-2
6/2 at Purdue L 1-3

Note: The Notre Dame baseball team did not have a coach for several seasons in the early days of the program (1892-96, 1900-02 and 1904-05). Coaches served in only a preseason capacity until 1908, when Harry Curtis became the program's first bench coach.



The early teams of Notre Dame baseball were known as a spirited and colorful bunch who quickly brought acclaim to the program, posting a combined 230-73-1 record during the first 20 varsity seasons. Pictured at left is the official 1889 team that competed prior to the founding of a varsity program in 1892.



**Harry
Arndt**
1906

One season
20-5 (.800)



**Lou
Criger**
1907

One season
21-2 (.913)

1906 – RECORD: 20-5

4/21	Kalamazoo	W	18-0
4/23	Hillsdale	W	17-0
4/26	Illinois	L	9-12
4/28	DePauw	W	4-2
5/2	at Beloit	W	6-5
5/3	at Minnesota	W	9-0
5/4	at Minnesota	L	4-7
5/5	vs. N'western (@W'town)	W	16-0
5/7	Rose Polytechnic	W	14-6
5/10	Purdue	W	4-2
5/11	Nebraska	W	8-3
5/12	vs. Beloit (@So. Bend)	W	11-5
5/14	at Indiana	W	10-2
5/15	at DePauw	W	17-2
5/16	at Wabash	W	5-1
5/17	at Purdue	L	4-8
5/18	at Illinois	L	1-12
5/21	Albion	W	6-1
5/25	Indiana	W	16-2
5/26	Wabash	W	5-4
5/30	vs. Minnesota (@S.B.)	L	5-8
5/31	Minnesota	W	3-0
6/4	St. Viator	W	2-1
6/6	Ohio Wesleyan	W	4-2
6/7	Ohio Wesleyan	W	7-1

1907 – RECORD: 21-2

4/20	Hillsdale	W	11-3
4/24	Illinois	W	6-4
4/26	Wisconsin	W	7-4
4/27	Knox	W	3-1
4/30	at Knox	W	9-4
5/1	at Monmouth	W	2-0
5/2	St. Thomas	W	7-1
5/4	at Minnesota	W	5-0
5/7	Michigan Agriculture	W	1-0
5/8	Albion	W	6-4
5/9	Indiana	W	6-0
5/14	Nebraska	W	4-0
5/15	Oberlin	W	5-0
5/16	at Indiana	W	3-1
5/17	at Wabash	W	6-0
5/18	at Purdue	W	6-2
5/21	Michigan	W	5-4
5/23	Illinois	L	0-1
5/25	vs. Purdue (@So. Bend)	W	4-3
5/28	St. Viator	W	6-0
5/30	vs. Minnesota (@S.B.)	L	1-2
5/30	vs. Wabash (@S.B.)	W	6-1
5/31	Beloit	W	6-0



**Harry
Curtis**

1908-09
Two seasons
33-6 (.846)

1908 – RECORD: 20-1

4/15	Winona	W	19-0
4/18	Albion	W	18-0
4/21	Kalamazoo	W	19-0
4/23	Beloit	W	3-2
4/25	Michigan Agriculture	W	4-2
4/30	at Wabash	W	5-2
5/1	at Indiana	W	1-0
5/2	at Indiana	W	13-3
5/6	Knox	W	22-3
5/9	Rose Polytechnic	W	5-0
5/15	at Syracuse	W	2-1
5/16	at Williams	W	8-1
5/18	at Dartmouth	W	8-3
5/19	at Vermont	L	3-6
5/20	at Boston College	W	9-0
5/21	at Fordham	W	2-0
5/23	at Georgetown	W	11-2
5/27	Indiana	W	5-4
5/29	Wabash	W	2-0
6/4	Wabash	W	18-2
6/13	Wabash	W	8-2



First baseman Bert Daniels (1908-09) was one of several players from Notre Dame's 1908 team who went on to make a name for himself in professional baseball (the 1908 squad posted a 20-1 season record and outscored its opponents 185-33).



Frank "Dreams" Scanlan (far left; 19-3, 1907-09) and Jean Dubuc (near left; 13-2, 1907-08) remain one of the great pitching tandems in Notre Dame history.

1909 – RECORD: 13-5

4/14	Albion	W	6-4
4/17	Kalamazoo	W	22-1
4/19	Michigan	W	11-2
4/24	St. Viator	W	4-0
4/28	Beloit	W	7-3
5/3	at Wabash	W	4-0
5/5	Olivet	W	8-2
5/7	Wabash	W	4-0
5/8	Michigan	L	5-12
5/12	Hillsdale	W	13-0
5/17	Rose Polytechnic	W	8-0
5/20	Minnesota	W	12-6
5/21	Penn State	W	9-0
5/28	at Minnesota	L	2-3
5/29	at Minnesota	L	1-2
5/30	at Beloit	L	2-4
6/1	Marquette	W	13-0
6/5	Michigan	L	2-4
6/10	Cuban Stars (exhibition)	L	5-6



**Ed
Smith**

1910, 1912
Two seasons
38-8 (.826)

1910 – RECORD: 19-3

4/14	Kalamazoo	W	13-3
4/18	Michigan	W	4-0
4/21	Michigan Agriculture	W	3-1
4/28	Arkansas	W	6-4
4/29	Arkansas	L	1-5
5/4	Marquette	W	11-0
5/5	Wabash	W	4-1
5/6	Wabash	W	15-9
5/7	Beloit	W	3-0
5/10	Olivet	W	16-1
5/14	Rose Polytechnic	W	4-0
5/16	St. Viator	W	6-4
5/17	Armour Institute	W	19-4
5/19	Beloit	W	3-1
5/20	St. Joseph's (IN)	W	2-0
5/21	Armour Institute	W	4-3
5/26	Wabash	W	9-4
5/27	Wabash	W	8-3
6/1	West Virginia	W	6-1
6/7	Butler	W	17-1
6/10	Michigan Agriculture	L	3-6
6/11	Michigan	L	2-3



**Albert
Kelly**
1911

One season
17-5 (.773)

1911 – RECORD: 17-5

4/10	Olivet	W	7-6
4/15	Albion	W	28-4
4/20	DePauw	W	12-0
4/26	Arkansas	L	2-3
4/27	Arkansas	L	2-4
4/29	Armour	W	10-5
5/2	at Loyola (IL)	W	15-1
5/3	at St. Viator	W	12-4
5/4	at DePaul	W	9-5
5/6	at Sacred Heart	W	10-1
5/8	at St. Joseph's (IN)	W	17-1
5/9	at Beloit	W	10-1
5/10	Wabash	W	8-3
5/13	Wabash	L	7-11
5/17	DePaul	W	8-1
5/18	Cathedral College	W	8-4
5/25	at Wabash	L	2-8
5/26	at Wabash	W	6-4
5/27	Beloit	W	6-3
5/31	St. Viator	L	5-10
6/1	St. Viator	W	9-1
6/6	Keio (Japan)	W	9-5

1912 – RECORD: 19-5

4/9	Olivet	W	8-0
4/23	Kentucky	W	15-2
4/24	Arkansas	W	11-2
4/25	Arkansas	L	5-6
4/26	Arkansas	W	10-9
4/29	Rose Polytechnic	W	9-0
5/4	DePaul	W	9-3
5/6	at Wabash	W	12-0
5/7	at Wabash	L	3-5
5/9	at West Virginia	L	1-7
5/10	at West Virginia	W	4-2
5/11	at Penn State	W	6-1
5/13	at Mt. St. Mary's	W	6-5
5/16	at Catholic University	L	2-8
5/17	at Seton Hall	W	4-3
5/18	at Brown	L	0-13
5/20	at Dearfield Academy	W	8-6
5/21	at Tufts	W	3-2
5/22	at Vermont	W	4-1
5/31	St. Viator	W	2-1
6/1	Beloit	W	8-1
6/6	at Wabash	W	6-2
6/8	Earlham	W	11-7
6/13	Loyola (IL)	W	14-2

Year-by-Year Results



Fred Williams

1913
One season
14-3 (.824)

1913 – RECORD: 14-3

4/12	Olivet	W	9-1
4/19	Earlham	W	24-1
4/24	Arkansas	W	17-3
4/26	Arkansas	W	11-0
5/9	Washington & Jefferson	W	9-1
5/13	Chinese University	W	5-1
5/18	Beloit	W	2-1
5/20	at Penn State	W	5-3
5/21	at Navy	L	1-7
5/22	at Catholic University	W	9-5
5/23	at Fordham	W	6-3
5/24	at Army	L	0-3
5/26	at Colgate	W	3-0
5/28	Wabash	W	3-0
5/28	Wabash	W	8-0
6/1	Lake Forest	L	5-7
6/7	St. Viator	W	16-0



Jesse Harper

1914-18
Five seasons
61-28 (.685)

1914 – RECORD: 17-5

4/7	Wisconsin	W	7-2
4/11	Olivet	W	14-2
4/13	Michigan	L	1-5
4/16	Western State	W	6-1
4/18	Armour Institute	W	5-1
4/23	Bethany	W	8-3
4/25	Ohio Wesleyan	W	12-0
5/2	Michigan Agriculture	W	6-4
5/11	at West Virginia	W	12-3
5/12	at Georgetown	L	1-4
5/13	at Army	W	9-3
5/14	at Princeton	L	1-4
5/15	at Catholic University	W	13-4
5/16	at Navy	W	4-2
5/20	St. Viator	W	6-4
5/23	Beloit	L	10-13
5/26	Wabash	W	4-3
5/26	Lake Forest	W	11-0
5/29	Wabash	W	12-3
5/30	at Mich. Agriculture	W	12-4
6/5	at Michigan	W	9-3
6/6	at Michigan	L	0-3

1915 – RECORD: 14-6

4/5	Wisconsin	W	3-2
4/14	Armour Institute	W	14-2
4/17	Lake Forest	W	13-1
4/19	Michigan	L	3-4
4/22	Bethany	W	7-3
4/24	Wabash	W	13-1
4/28	St. Viator	W	19-1
5/1	Michigan Agriculture	W	3-2
5/4	Beloit	W	15-6
5/10	Chinese University	W	3-2
5/10	Cornell	W	5-2
5/11	Colgate	W	10-1
5/12	Fordham	L	5-6
5/13	Princeton	L	5-6
5/15	Navy	L	2-5
5/22	St. Thomas	W	11-2
5/24	at St. Ignatius	W	10-1
6/3	Michigan Agriculture	W	6-2
6/4	Michigan	L	2-4
6/5	Michigan	L	1-4

1916 – RECORD: 11-8

4/12	Wisconsin	L	0-1
4/13	Wisconsin	L	2-3
4/14	Illinois	L	2-7
4/15	Illinois	L	0-6
4/17	Michigan	W	14-6
4/20	Marshall	L	6-8
4/25	Armour Institute	W	11-1
4/29	Michigan Agriculture	W	2-0
5/2	Purdue	W	1-0
5/6	Western State	W	6-0
5/10	Wabash	W	13-7
5/12	Wisconsin	W	6-0
5/16	Lake Forest	W	17-1
5/18	St. Viator	W	17-2
5/24	Niagara	W	1-0
5/25	Purdue	W	4-0
6/1	Michigan Agriculture	L	2-5
6/2	Michigan	L	1-2
6/3	Michigan	L	4-6

1917 – RECORD: 10-4

4/10	St. Viator	W	10-1
4/13	at Illinois	L	1-5
4/14	at Illinois	L	6-9
4/17	Wisconsin	W	7-2
4/24	Marshall	W	5-2
5/2	Western State	W	9-3
5/5	Purdue	W	9-5
5/12	Michigan Agriculture	W	12-0
5/16	Niagara	L	4-6
5/17	Niagara	W	5-2
5/20	St. Viator	W	9-0
5/28	St. Ignatius	W	8-1
5/31	at Michigan Agriculture	L	0-5
6/1	at Mich. Agriculture	W	4-2

1918 – RECORD: 9-5

4/20	at Rose Polytechnic	W	3-2
4/22	Wisconsin	W	6-1
4/27	at Wisconsin	W	15-2
5/3	Indiana	W	9-2
5/4	at Mich. Agriculture	W	11-8
5/8	at Purdue	W	7-5
5/11	Michigan Agriculture	L	0-4
5/14	Valparaiso	W	4-2
5/17	Iowa	L	1-2
5/21	St. Ambrose	L	2-3
5/22	Iowa	W	4-3
5/25	Purdue	W	8-1
5/31	at Michigan	L	0-14
6/1	at Michigan	L	1-5



Gus Dorais

1919-20
Two seasons
21-10-1 (.672)

1919 – RECORD: 10-4-1

4/19	Wisconsin	W	4-3
4/26	Indiana	W	6-5
4/30	Michigan Agriculture	L	1-2
5/2	at Illinois	L	3-5
5/3	at Illinois	L	5-9
5/5	at Wabash	W	13-0
5/6	at Purdue	W	16-6
5/10	at Indiana	W	2-1
5/16	at Iowa State	T	5-5
5/17	at Iowa	W	4-3
5/23	Iowa	W	8-0
5/24	Purdue	W	13-1
5/27	at Mich. Agriculture	W	12-3
5/28	at Michigan	W	3-2
6/4	at Wisconsin	L	2-5

1920 – RECORD: 11-6

4/7	Wisconsin	W	2-1
4/7	Wisconsin	L	0-2
4/22	at Wabash	W	18-2
4/23	at Illinois	L	4-7
4/24	at Illinois	L	3-8
4/29	Kalamazoo	W	3-2
5/4	at Purdue	L	4-8
5/8	Michigan Agriculture	W	11-10
5/15	Valparaiso	W	2-0
5/21	Iowa	W	9-8
5/22	Indiana	W	4-3
5/25	at Mich. Agriculture	W	12-11
5/26	at Michigan	L	1-5
5/28	at Valparaiso	W	2-1
5/29	Iowa	W	3-2
6/1	at Indiana (forfeit)	L	0-9
6/6	Purdue	W	12-11



Walter Halas

1921-23
Three seasons
46-21-1 (.684)

1921 – RECORD: 11-7-1


4/15	Wisconsin	T	3-3
4/19	at Purdue	W	4-1
4/20	Kalamazoo	W	4-3
4/28	DePauw	W	2-0
4/30	Michigan	L	7-8
5/2	at Illinois	L	2-5
5/3	at Illinois	L	1-3
5/6	at Iowa	W	4-2
5/7	at St. Viator	L	0-7
5/8	at Indiana	W	4-1
5/14	Northwestern	L	14-15
5/18	at Michigan	L	3-6
5/19	at Mich. Agriculture	W	7-4
5/21	Purdue	W	8-1
5/25	at Northwestern	W	7-0
5/26	Michigan Agriculture	W	8-4
5/30	Indiana	W	15-5
6/3	at Beloit	W	14-3
6/4	at Wisconsin	L	2-6

1922 – RECORD: 19-4

4/16	at St. Mary's (KY)	W	7-1
4/17	at St. Mary's (KY)	W	5-3
4/18	at Louisville	W	13-4
4/19	at Georgetown (KY)	W	12-0
4/20	at Transylvania	W	12-7
4/21	at St. Xavier	W	4-1
4/22	at Dayton	W	10-0
4/24	Wisconsin	L	1-9
4/27	Western State	W	6-2
4/29	Michigan Agriculture	W	12-6
5/1	at Wisconsin	L	4-10
5/2	at Beloit	W	16-7
5/5	at Michigan	L	3-6
5/6	at Mich. Agriculture	W	3-1
5/10	Purdue	W	2-1
5/13	Kalamazoo	W	5-3
5/15	Northwestern	W	26-4
5/17	at Purdue	W	4-0
5/19	at Illinois	L	3-11
5/25	Beloit	W	5-2
5/27	St. Viator	W	5-0
5/30	Michigan	W	5-0
6/3	at Northwestern	W	5-4

1923 – RECORD: 16-10

3/31	at St. Mary's (KY)	W	4-1
4/1	at St. Mary's (KY)	W	8-6
4/2	at Vanderbilt	W	3-1
4/3	at Vanderbilt	L	1-10
4/5	at Carson-Newman	L	1-4
4/6	at Kentucky	L	2-4
4/7	at St. Xavier	W	6-4
4/9	at Purdue	W	3-0
4/14	Kalamazoo	W	13-4
4/18	Michigan Agriculture	W	16-9
4/20	at Wabash	L	0-2
4/21	at Illinois	L	4-10
4/26	Northwestern	W	12-2
4/28	Indiana	W	7-3
4/30	Wisconsin	W	16-2
5/4	at Michigan Agriculture	L	5-6
5/5	at Michigan	L	10-11
5/8	Iowa	W	1-0
5/14	Beloit	W	6-0
5/18	at Illinois	L	0-3
5/19	at Northwestern	L	0-4
5/25	at Knox	W	8-0
5/26	at Iowa	W	3-2
5/29	Purdue	W	6-0
5/30	Michigan	L	4-12
6/9	Illinois	W	4-2



Three-sport athlete Paul Castner tossed a 4-0 no-hitter at Purdue on May 17, 1922 (he also excelled in football and hockey).



George Keogan


1924-26, 1930-1933
Seven seasons
68-57-2 (.543)

1924 - RECORD: 16-7

4/12	at Georgia Tech	W	4-3
4/14	at Tennessee	L	2-7
4/16	at Transylvania	W	13-1
4/18	at Kentucky Wesleyan	W	3-2
4/19	at St. Xavier	W	4-0
4/23	Western State	W	10-1
4/26	Loyola (IL)	W	5-0
4/30	Michigan	W	6-2
5/2	Wabash	L	6-10
5/6	Indiana	W	8-0
5/9	at Indiana	W	12-1
5/12	Northwestern	W	9-4
5/16	at Illinois	W	7-0
5/17	at St. Viator	L	6-11
5/20	Iowa	L	2-3
5/21	Minnesota	W	11-5
5/24	at Iowa	W	9-6
5/26	Wisconsin	W	9-3
5/30	at Michigan	L	6-9
6/3	at Wisconsin	L	2-9
6/6	at Mich. Agriculture	W	4-3
6/7	at Western State	L	1-2
6/14	Michigan Agriculture	W	8-2

1925 - RECORD: 11-13

4/11	at Georgia Tech	L	1-6
4/12	at Camp Benning	L	2-3
4/13	at Furman	W	10-3
4/14	at Furman	L	10-14
4/15	at Georgia	W	15-0
4/16	at Georgia	L	1-2
4/17	at Mercer	L	3-13
4/18	at Mercer	L	9-13
4/25	Luther	W	19-0
4/28	Western State	W	5-4
5/1	at Iowa	W	5-2
5/2	at Lombard	W	13-0
5/5	at Purdue	L	3-5
5/6	at Wabash	W	2-1
5/11	Wabash	W	10-6
5/15	at Illinois	L	1-12
5/20	Oseka-Mainich	L	1-2
5/23	Michigan Agriculture	W	11-7
5/27	St. Viator	L	2-12
5/30	Bradley	W	17-13
6/1	Minnesota	L	2-3
6/5	at Western State	L	2-3
6/6	at Michigan Agriculture	L	4-5
6/13	Iowa	W	4-1



A 1926 Notre Dame baseball promotional poster

1926 - RECORD: 13-13

4/1	at Western Kentucky	W	5-2
4/2	at Georgia Tech	L	0-8
4/3	at Georgia Tech	L	4-12
4/5	Georgia (@Atlanta)	L	6-7
4/6	Georgia (@Atlanta)	W	5-2
4/7	at Mercer	L	0-3
4/8	at Mercer	W	14-9
4/9	at Fort Benning	L	5-7
4/10	at Fort Benning	L	1-2
4/14	Bradley	L	4-6
4/17	Hope College	W	16-1
4/21	Western State	W	5-4
4/28	Northwestern	W	2-0
5/5	Purdue	L	5-8
5/8	at Wisconsin	L	3-5
5/14	at Illinois	L	4-7
5/15	Iowa	W	5-1
5/21	at Iowa State	W	7-0
5/22	at Iowa	L	2-3
5/24	Georgia	W	4-2
5/25	Georgia	L	2-3
5/28	at Northwestern	W	4-0
5/31	Wisconsin	W	5-0
6/2	St. Viator	W	9-4
6/5	at Michigan State	L	2-5
6/12	Michigan State	W	6-0

5/11	Bradley	W	4-3
5/19	at Iowa	L	4-8
5/21	at Minnesota	W	4-1
5/25	at Michigan State	W	5-0
5/27	Iowa	L	0-2
5/31	Wisconsin	W	6-5
6/4	St. Viator	L	6-9

1928 - RECORD: 23-8

4/3	at Fort Benning	W	2-1
4/4	at Fort Benning	L	2-3
4/5	at Fort Benning	W	3-2
4/7	at Louisiana State	W	5-3
4/11	at Spring Hill	L	0-6
4/12	at Spring Hill	W	6-1
4/13	at Vanderbilt	W	4-2
4/17	Kalamazoo	W	3-0
4/24	Western State	W	13-11
4/27	at Wabash	W	7-1
4/28	at Butler	W	9-2
5/1	Minnesota	W	7-2
5/4	West Virginia	W	4-3
5/5	West Virginia	W	14-2
5/8	Wabash	W	11-2
5/10	at Luther	L	4-5
5/11	at Coe	W	7-5
5/12	at Iowa	L	5-6
5/14	Bradley	W	5-4
5/15	at Northwestern	W	16-4
5/18	Illinois	L	3-5
5/22	Butler	W	9-3
5/26	St. Viator	W	7-6
6/1	at Indiana	W	6-2
6/2	Michigan State	W	8-0
6/7	at Boston College	L	1-8
6/9	at Harvard	W	20-1
6/11	at New Hampshire	L	0-9
6/14	at Providence	L	1-6
6/15	at Amherst	W	1-0
6/16	at Cornell	W	7-5



Tommy Mills

1927-29
Three seasons
57-20-1 (.737)

1927 - RECORD: 15-6

4/14	at Fort Benning	W	10-4
4/15	at Fort Benning	W	9-5
4/16	at Fort Benning	L	3-4
4/18	at Mercer	W	7-3
4/19	at Mercer	W	6-3
4/20	at Georgia	W	4-0
4/21	at Georgia	L	2-4
4/22	at Tennessee	W	13-1
4/23	at Kentucky	W	3-2
4/26	at Wisconsin	W	6-3
4/30	West Virginia	W	10-9
4/30	West Virginia	W	8-6
5/4	at Illinois	W	3-0
5/7	Michigan State	L	1-4

1929 - RECORD: 19-6-1

3/30	at Ouachita College	W	5-2
4/1	at Baylor	W	5-2
4/2	at Baylor	W	12-6
4/3	at Daniel Baker	W	1-0
4/4	at Daniel Baker	W	8-2
4/5	at Southern Methodist	W	6-5
4/6	at Texas A&M	L	4-7
4/19	Wabash	W	5-0
4/22	Iowa	L	7-13
4/24	Western State	W	4-1
4/30	Indiana	T	5-5
5/1	at Wisconsin	L	3-4
5/3	at Iowa	W	7-2

5/4	at Drake	W	13-7
5/10	at Michigan State	W	9-1
5/11	Northwestern	W	11-5
5/16	Michigan State	W	12-5
5/17	at Illinois	L	0-9
5/18	Coe	W	5-0
5/20	Meiji University	W	9-6
5/22	Butler	W	2-0
5/24	at Minnesota	W	18-2
5/25	at Minnesota	W	4-2
5/27	Marshall	L	3-4
5/28	Marshall	L	0-1
6/1	Navy	W	6-4

1930 - RECORD: 12-7

4/14	Armour Tech	W	12-4
4/21	at Florida	W	5-4
4/21	at Florida	L	0-1
4/23	at Georgia Tech	W	3-1
4/24	at Georgia Tech	W	5-3
4/25	at Fort Benning	L	5-8
4/26	at Fort Benning	L	5-9
4/30	at Wisconsin	W	5-3
5/3	at Michigan State	L	2-3
5/10	Iowa	W	5-4
5/13	Northwestern	W	10-6
5/16	Illinois	W	7-5
5/17	at Northwestern	W	7-6
5/20	Bradley	W	13-6
5/23	at Luther	L	2-3
5/24	at Iowa	W	8-4
5/26	Michigan State	L	3-5
5/30	Wisconsin	L	3-4
5/31	Indiana	W	8-6

1931 - RECORD: 6-4

4/16	Wisconsin	W	8-7
4/24	Hillsdale	W	6-1
4/27	Iowa	W	10-4
4/29	Northwestern	L	5-7
5/7	Hosei, Japan	L	1-4
5/9	Navy	W	5-2
5/13	Wisconsin	L	1-2
5/19	Northwestern	W	4-3
5/23	Iowa	L	1-8
5/26	Purdue	W	10-7


1932 - RECORD: 5-6-1

4/15	Wisconsin	L	3-10
4/16	at Chicago	W	3-0
4/27	Chicago	T	6-6
5/4	Western State	L	1-4
5/10	Northwestern	W	5-3
5/14	at Michigan State	L	2-5
5/20	Iowa	W	7-5
5/21	Iowa	L	4-5
5/24	at Wisconsin	L	4-5
5/28	at Northwestern	L	3-10
5/30	at Western State	W	2-1
6/4	Michigan State	W	6-3

1933 - RECORD: 5-7-1

4/15	at Chicago	L	5-6
4/19	Northwestern	L	7-9
4/25	Chicago	L	1-13
4/28	at Purdue	T	9-9
4/29	at Purdue	W	8-7
5/3	at Michigan State	L	3-5
5/10	Iowa	W	8-5
5/11	Iowa	W	2-0
5/15	Bradley	L	3-4
5/20	Ohio State	W	12-4
5/29	Wisconsin	L	4-7
5/30	Wisconsin	W	8-6
6/3	Michigan State	L	5-14

Year-by-Year Results



Jake Kline

1934-75
42 seasons
558-449-5 (.554)

1934 – RECORD: 8-11

4/13	Ohio State	L	5-7
4/17	Western State	L	7-14
4/21	Chicago	L	12-14
4/23	Northwestern	L	13-14
4/27	Purdue	L	13-14
4/28	Purdue	L	6-9
5/2	Wisconsin	L	4-6
5/5	Ohio State	W	5-3
5/9	Michigan State	L	1-8
5/10	Western State	L	2-4
5/12	Indiana	W	7-3
5/15	Northwestern	W	3-2
5/18	Iowa	L	6-7
5/19	Iowa	W	17-2
5/22	Chicago	W	19-6
5/24	Purdue	W	13-5
5/26	Toledo	W	7-5
6/1	Wisconsin	W	5-4
6/2	Michigan State	L	9-13

1935 – RECORD: 11-7

4/12	Ohio State	W	4-3
4/17	at Purdue	L	5-9
4/18	Western State	W	6-5
4/20	at Chicago	W	12-6
4/24	Iowa	L	1-11
4/25	Iowa	W	5-3
4/27	at Illinois	W	2-1
4/30	Chicago	W	8-7
5/2	at Michigan State	L	4-5
5/4	at Toledo	W	5-3
5/4	Ohio State	L	9-10
5/8	Northwestern	L	7-10
5/11	Western State	W	7-4
5/14	at Wisconsin	L	6-7
5/15	Northwestern	W	10-8
5/18	Purdue	W	13-4
5/31	Wisconsin	L	2-7
6/1	Michigan State	W	2-1

1936 – RECORD: 16-3

4/16	Toledo	W	7-6
4/18	Chicago	W	8-2
4/22	Purdue	W	18-15
4/25	Illinois	W	5-4
4/30	at Michigan State	W	12-3
5/1	at Toledo	W	5-4
5/5	at Chicago	W	8-0
5/6	at Wisconsin	L	2-5
5/7	at Northwestern	W	10-3
5/12	Louisiana Tech	W	3-1
5/13	Western State	W	9-8
5/16	Ohio State	W	2-1
5/20	at Purdue	L	4-6
5/21	at Indiana	W	8-5
5/23	at Western State	W	4-1
5/26	Northwestern	W	3-0
5/29	Wisconsin	W	13-8
5/30	Iowa	L	5-10
6/6	Michigan State	W	6-4

1937 – RECORD: 11-6

4/13	Chicago	W	16-9
4/17	at Illinois	W	7-6
4/22	at Chicago	L	2-9
5/1	at Michigan State	L	1-7
5/4	at Northwestern	L	2-3
5/5	at Wisconsin	W	10-9
5/8	Western State	W	4-3
5/12	Louisiana Tech	W	9-4
5/13	Louisiana Tech	W	4-3
5/15	Purdue	W	15-0
5/19	at Western State	W	6-1
5/21	Ohio State	W	22-3
5/25	at Purdue	W	6-1
5/26	Michigan State	L	3-10
5/29	Wisconsin	L	0-9
6/4	Iowa	L	1-6
6/5	Iowa	W	3-2

1938 – RECORD: 11-6

4/14	at Western State	W	8-0
4/16	at Chicago	W	3-2
4/18	at Ohio State	W	3-1
4/19	at Ohio State	L	1-6
4/25	Iowa	L	9-13
4/26	Iowa	W	2-1
4/30	Chicago	W	5-0
5/3	Northwestern	L	3-5
5/5	Western State	W	9-8
5/7	at Michigan State	L	2-5
5/10	Illinois	W	8-2
5/19	at Michigan	L	0-6
5/21	Michigan	W	3-2
5/24	Michigan State	W	9-1
5/27	California	L	0-4
6/3	Wisconsin	W	4-3
6/4	Wisconsin	W	5-3

1939 – RECORD: 11-6

4/8	at Illinois	W	4-2
4/15	Northwestern	L	2-4
4/22	Western State	W	5-0
4/25	at Chicago	W	9-7
4/26	Purdue	W	9-0
4/29	at Michigan	L	1-9
5/1	Indiana	W	12-7
5/5	at Western State	W	10-5
5/6	at Michigan State	L	9-14
5/11	at Northwestern	W	9-2
5/12	at Wisconsin	L	1-7
5/13	at Wisconsin	W	1-0
5/16	at Purdue	W	6-1
5/20	Michigan	W	5-3
5/26	at Iowa	L	4-8
5/27	at Iowa	W	1-0
6/3	Michigan State	L	3-4

1940 – RECORD: 9-8

4/6	Northwestern	W	6-1
4/16	at Chicago	W	4-1
4/20	Western State	L	6-9
4/23	at Chicago	W	9-4
4/25	at Western State	W	2-1
4/27	at Northwestern	L	2-3
4/29	Purdue	L	2-3
5/4	at Michigan State	L	1-2
5/7	at Indiana	L	4-7
5/10	at Navy	W	5-4
5/11	at Army	W	6-2
5/14	at Purdue	L	1-2
5/17	at Ohio State	W	4-0
5/18	at Ohio State	W	7-4
5/24	Wisconsin	L	4-9
5/25	Wisconsin	W	4-0
6/1	Michigan State	L	2-4

1941 – RECORD: 6-10-1

4/10	at Purdue	T	3-3
4/15	at Chicago	W	17-10
4/19	at Iowa	L	0-3
4/19	at Iowa	W	4-2
4/22	at Michigan	W	6-2
4/23	at Western Michigan	L	2-11
4/26	Western Michigan	L	3-6
5/2	Northwestern	L	5-6
5/3	at Northwestern	L	1-5
5/7	Michigan State	W	14-5
5/10	at Michigan State	L	2-10
5/17	Navy	L	4-5
5/20	Michigan	L	3-8
5/23	Ohio State	L	9-22
5/24	Ohio State	L	5-8
5/30	California	W	5-4
5/31	California	W	8-6

1942 – RECORD: 7-4

4/7	at Purdue	W	12-3
4/15	Iowa	L	5-10
4/16	Iowa	L	1-4
4/21	Northwestern	W	13-1
4/23	Purdue	W	4-3
4/27	at Northwestern	W	6-4
4/29	at Michigan	L	2-3
5/1	Great Lakes	W	8-6
5/2	at Western Michigan	L	7-12
5/4	Michigan	W	11-7
5/9	Western Michigan	W	2-0

Did You Know? ...

Heisman Trophy-winning quarterbacks Angelo Bertelli (1943) and Johnny Lujack ('44) also played for the Notre Dame baseball program while others such as Frank Jacobs, Irv Smith, Paul Failla, Scott Sollmann, Jeff Samardzija – and recent players including Eric Maust, Evan Sharpley and Golden Tate – have been regular contributors for the baseball and football teams during the past 20 years.

1943 – RECORD: 5-3

4/10	Chicago	W	21-1
4/16	Indiana	W	9-4
4/17	Indiana	L	2-3
4/23	at Western Michigan	L	2-4
4/27	at Michigan State	W	12-2
4/29	Michigan State	W	8-0
4/30	at Great Lakes	L	3-8
5/1	Western Michigan	W	4-2

1944 – RECORD: 11-11

4/15	at Indiana	W	10-5
4/15	at Indiana	W	4-0
4/21	at Wisconsin	W	2-1
4/22	at Wisconsin	W	8-1
4/28	at Michigan	L	4-5
4/29	at Michigan	L	2-7
5/6	at Purdue	L	2-5
5/7	at Freeman Field	L	0-4
5/12	Western Michigan	L	5-8
5/13	Western Michigan	W	3-1
5/14	at Bunker Hill	W	5-4
5/20	at Iowa Pre-Flight	L	0-2
5/27	at Western Michigan	W	2-1
5/27	at Western Michigan	W	4-2
5/28	Bunker Hill	L	2-6
6/2	Michigan	W	10-1
6/3	Michigan	L	4-6
6/4	Freeman Field	W	4-3
6/10	at Northwestern	L	6-7
6/11	at Great Lakes	L	2-8
6/17	Purdue	W	15-0
6/18	Great Lakes	L	7-13

1945 – RECORD: 10-8-1

4/21	at Camp Atterbury	W	11-6
4/22	at Wakeman Hospital	W	6-4
4/27	Michigan	L	1-6
4/28	Michigan	L	4-12
5/1	at Northwestern	W	4-0
5/4	at Western Michigan	W	26-10
5/5	at Western Michigan	T	2-2
5/6	Bunker Hill	W	7-2
5/11	at Michigan	L	3-12
5/18	Western Michigan	L	6-13
5/19	Western Michigan	W	3-0
5/20	at Bunker Hill	L	4-19
5/25	at Ohio State	W	3-1
5/26	at Ohio State	W	11-8
6/1	at Iowa Pre-Flight	L	4-5
6/6	at Great Lakes	W	1-0
6/8	Northwestern	W	10-4
6/10	Iowa Pre-Flight	L	5-7
6/16	Great Lakes	L	0-5



Players run the bases in a 1936 game scene at Cartier Field, with the familiar view of Notre Dame Stadium's north end framing the outfield area.

1946 – RECORD: 13-6

4/13	Indiana	W	5-1
4/13	Indiana	L	2-6
4/20	Ohio State	W	9-3
4/20	Ohio State	W	10-4
4/23	at Purdue	W	11-4
4/30	Northwestern	W	7-2
5/7	at Iowa	W	3-0
5/8	at Iowa	W	9-4
5/11	at Michigan State	W	5-4
5/14	at Michigan	L	1-7
5/27	at Wisconsin	W	6-4
5/28	at Wisconsin	L	6-7
6/1	Great Lakes	L	3-4
6/4	at Northwestern	L	1-11
6/6	Purdue	W	9-2
6/8	Michigan	L	8-9
6/12	Bradley	W	13-2
6/16	at Great Lakes	W	2-0
6/29	Great Lakes	W	4-1

1947 – RECORD: 16-5

4/3	at Washington Univ.	W	13-4
4/6	at Saint Louis	L	3-4
4/7	at Parks Air College	W	4-2
4/7	at Saint Louis	W	11-2
4/8	at Concordia	W	10-2
4/15	at Michigan	L	10-11
4/18	Wisconsin	W	9-1
4/22	Northwestern	W	4-2
4/25	St. Thomas	W	10-2
4/26	at Michigan State	L	4-7
4/30	Iowa	W	3-2
5/3	at Western Michigan	W	6-5
5/9	at Indiana	W	7-0
5/10	at Indiana	W	10-2
5/15	Toledo	W	8-5
5/16	at Ohio State	W	7-5
5/20	Purdue	W	4-3
5/20	Purdue	L	3-5
5/23	Michigan State	W	10-2
5/30	Western Michigan	L	3-7
5/31	Western Michigan	W	6-5

1948 – RECORD: 11-12

4/17	at Cincinnati	L	3-4
4/17	at Cincinnati	L	1-2
4/18	at Xavier	L	3-4
4/18	at Xavier	W	5-2
4/22	at Bradley	L	1-2
4/23	at Iowa	W	8-7
4/24	at Iowa	L	3-4
5/1	Indiana	W	5-3
5/1	Indiana	L	1-5
5/7	at Wisconsin	L	1-3
5/8	at Wisconsin	L	1-2
5/14	Ohio State	L	3-6
5/15	Ohio State	W	6-0
5/18	at Michigan	L	0-3
5/20	Michigan	L	2-5
5/22	at Michigan State	W	5-4
5/25	Purdue	W	5-3
5/25	Purdue	L	2-3
5/26	at Northwestern	W	3-0
5/29	Michigan State	W	10-1
6/3	at Toledo	W	7-1
6/4	Western Michigan	W	13-0
6/5	Western Michigan	W	4-3

1949 – RECORD: 20-8

NCAA Tournament Team

4/8	at Indiana	L	7-8
4/9	at Indiana	L	5-7
4/11	Iowa	L	1-8
4/12	Iowa	W	4-3
4/13	Cincinnati	W	9-5
4/14	at Ohio State	W	4-1
4/20	Wisconsin	W	11-7
4/21	Wisconsin	W	7-6
4/22	Minnesota	W	8-6
4/23	Minnesota	W	4-0
4/27	at Michigan	L	8-9
4/29	at Illinois	W	6-1
4/30	at Illinois	W	5-1
5/4	at Michigan State	L	5-7
5/7	at Chicago	W	8-2
5/10	at Western Michigan	W	3-2
5/11	Northwestern	W	10-5
5/14	Chicago	W	14-3
5/17	Michigan	W	5-4
5/21	Pensacola	W	12-0
5/25	at Northwestern	W	4-1
5/28	Michigan State	L	8-10
6/1	at Purdue	W	5-4
6/4	Western Michigan	W	7-4

NCAA District 4 Playoffs (2-0)

West Lafayette, Indiana

6/11	at Purdue	W	1-0
6/13	vs. Western Michigan	W	9-1

NCAA Tournament (0-2)

First Round

Notre Dame, Indiana

6/17	Wake Forest	L	1-4
6/18	Wake Forest	L	7-10

1950 – RECORD: 8-14

4/10	at Illinois Wesleyan	W	4-1
4/17	Ohio	L	1-4
4/18	Chicago	W	6-2
4/22	at Western Michigan	L	1-8
5/1	Michigan	W	4-2
5/2	at Purdue	L	8-11
5/4	Michigan State	L	10-11
5/6	at Chicago	L	16-18
5/10	at Wisconsin	W	10-5
5/11	at Wisconsin	W	14-5
5/12	at Minnesota	W	6-1
5/13	at Minnesota	L	5-15
5/16	Purdue	L	4-6
5/17	at Northwestern	L	10-11
5/19	Ohio State	L	0-2
5/20	Ohio State	L	8-12
5/23	at Michigan	L	1-13
5/24	at Michigan State	L	1-7
5/26	Illinois	L	0-21
5/27	Illinois	L	1-4
5/31	at Great Lakes	W	17-6
6/3	Western Michigan	W	8-7

Did You Know? ...

Notre Dame won its first-ever NCAA Tournament game, 1-0 over Purdue, in a 1949 game played in West Lafayette – thanks to a complete-game, one-hit effort from Memphis native Walt Mahannah, who posted an 18-8 career mark with the Irish.



Dick Gieldin paced the 1949 Irish team with a .350 batting average while leading Notre Dame to its first NCAA Tournament appearance.

1951 – RECORD: 11-14

4/14	at Ohio State	W	1-0
4/18	Iowa	W	3-0
4/19	Iowa	W	11-10
4/20	at Indiana	L	5-6
4/21	at Indiana	L	4-5
4/25	Michigan State	L	1-9
4/27	at Pittsburgh	W	5-3
4/28	at Pittsburgh	W	10-5
5/1	Purdue	W	5-2
5/2	at Northwestern	W	4-2
5/3	at Illinois Normal	W	13-4
5/4	at Illinois Wesleyan	L	6-10
5/5	at Illinois Wesleyan	L	2-5
5/8	at Michigan	L	6-13
5/9	at Michigan State	L	2-3
5/11	at Illinois	L	1-10
5/12	at Illinois	L	3-20
5/15	Michigan	W	6-5
5/16	Northwestern	L	6-8
5/19	at Great Lakes	W	4-2
5/22	at Purdue	L	5-8
5/25	Wisconsin	W	8-7
5/30	Great Lakes	L	4-7
6/1	at Western Michigan	L	4-11
6/2	Western Michigan	L	5-9

1952 – RECORD: 13-12

4/9	at Camp Breckinridge	L	1-4
4/12	at Fort Knox	L	4-6
4/15	at Iowa	L	2-7
4/16	at Iowa	L	2-3
4/18	Ohio State	L	5-8
4/19	Ohio State	W	3-1
4/19	Ohio State	W	4-1
4/21	at Michigan	L	0-3
4/22	Purdue	W	3-2
4/25	Quantico Marines	L	7-17
4/26	Quantico Marines	L	1-8
4/30	at Northwestern	L	1-2
5/2	Pittsburgh	W	18-3
5/3	Pittsburgh	W	9-4
5/6	at Western Michigan	L	0-4
5/7	at Michigan State	W	4-2
5/11	at Great Lakes	W	3-1
5/12	at Wisconsin	L	1-3
5/13	at Wisconsin	W	13-5
5/15	Western Michigan	L	8-10
5/17	at Cincinnati	W	12-2
5/21	Northwestern	W	20-4
5/28	Michigan State	W	5-4
5/30	Indiana	W	4-1
5/31	Indiana	W	4-3

1953 – RECORD: 16-7-1

3/30	at Memphis Naval AS	W	7-1
4/1	vs. Ark. St. (@Memphis)	W	11-2
4/2	at Arkansas State	W	9-0
4/4	vs. Miss. (@Oxford, MS)	W	6-5
4/7	at Indiana	W	11-3
4/10	at Ohio State	W	6-4
4/11	at Ohio State	L	0-8
4/13	Iowa	T	4-4
4/14	Iowa	W	8-2
4/17	Illinois	W	13-2
4/18	Illinois	L	0-8
4/20	Wisconsin	L	4-6
4/22	Wisconsin	W	8-4
4/29	at Northwestern	W	6-4
5/6	at Michigan State	L	5-8
5/9	at Great Lakes	W	13-8
5/10	at Glenview Naval AS	W	16-8
5/13	Northwestern	W	5-4
5/14	Michigan	L	2-3
5/16	at Western Michigan	L	3-5
5/19	at Purdue	W	2-1
5/27	Michigan State	L	2-4
6/2	Western Michigan	W	10-9
6/6	Great Lakes	W	15-8

1954 – RECORD: 12-13

4/17	vs. Ark. St. (@Memphis)	L	0-10
4/18	at Memphis Naval AS	W	7-3
4/19	at Southwestern (TN)	W	8-2
4/20	at Memphis Naval AS	L	3-12
4/21	at Memphis State	W	9-1
4/22	at Arkansas State	L	3-4
4/23	at Arkansas State	W	9-8
4/27	at Purdue	W	16-10
4/28	Northwestern	L	6-3
5/1	at Western Michigan	W	7-4
5/5	at Michigan State	L	1-8
5/8	at Great Lakes Air Stat.	L	3-7
5/9	at Glenview Naval AS	W	4-1
5/11	Purdue	L	0-7
5/12	at Northwestern	L	2-9
5/17	at Iowa	L	1-18
5/18	at Iowa	W	4-1
5/20	Indiana	W	16-4
5/22	Great Lakes	L	3-4
5/26	Michigan State	L	4-6
5/28	Ohio State	L	1-11
5/29	Ohio State	W	3-1
6/2	Western Michigan	L	2-3
6/4	Santo Domingo	W	6-4
6/5	Santo Domingo	W	4-3

Year-by-Year Results



Leftfielder Bob Senecal was one of the top players on Notre Dame's 1957 College World Series team (he had a team-best 21 RBI in 26 games).

1955 – RECORD: 9-13

4/7	at Duke	L	1-4
4/8	vs. Ohio (@Duke)	W	3-2
4/9	vs. Yale (@Duke)	L	5-8
4/12	at Virginia Tech	W	8-5
4/13	at West Virginia	L	3-5
4/15	at Ohio State	W	4-3
4/16	at Ohio State	L	2-3
4/16	at Ohio State	L	5-6
4/23	Glenview Naval AS	W	15-2
4/27	at Northwestern	L	1-8
4/28	Michigan	L	1-2
5/3	at Purdue	L	2-3
5/4	at Indiana	L	4-5
5/7	at Great Lakes	W	10-4
5/8	at Glenview	W	10-0
5/10	at Wisconsin	L	4-6
5/14	Great Lakes	W	13-5
5/17	Purdue	W	7-4
5/18	at Michigan State	L	4-5
5/21	at Western Michigan	W	2-0
5/25	Michigan State	L	4-5
6/4	Western Michigan	L	10-15

1956 – RECORD: 12-14

NCAA Tournament Team			
Spring Trip (2-5)			
Tallahassee, FL (Florida A&M)			
3/29	vs. West Virginia	L	0-4
3/31	vs. North Carolina	L	4-14
3/31	vs. Florida State	L	5-12
4/2	vs. Illinois	W	6-5
4/3	vs. Wisconsin	L	2-9
4/4	vs. Brown	W	18-8
4/5	vs. Wisconsin	L	3-5
4/13	Indiana	L	6-7
4/14	Indiana	W	14-5
4/18	at Michigan	L	2-5
4/20	at Iowa	W	5-4
4/21	at Iowa	L	1-6
4/24	at Purdue	L	3-4
4/27	at Ohio	L	1-9
4/28	at Ohio	W	7-3
5/3	Michigan	W	6-5
5/4	at Western Michigan	W	7-2
5/8	Purdue	W	15-0
5/16	at Michigan State	W	8-2
5/19	at Great Lakes	W	3-2
5/21	Michigan State	L	4-5
5/22	Western Michigan	L	3-4
NCAA Tournament (1-2)			
District Round			
Minneapolis, Minnesota			
5/29	at Minnesota	W	4-3
5/30	at Minnesota	L	5-15
5/30	at Minnesota	L	1-10
6/1	Great Lakes	W	11-2

1957 – RECORD: 16-10

NCAA Tournament Team			
College World Series Team			
4/12	at Indiana	W	6-1
4/13	at Indiana	W	9-7
4/13	at Indiana	L	0-3
4/16	Central Michigan	W	3-2
4/20	at Michigan	L	4-5
4/20	at Michigan	L	0-3
4/26	at Ohio	W	8-3
4/27	at Ohio	L	4-7
4/30	Michigan State	L	3-4
5/1	at Northwestern	W	8-4
5/4	Glenview Naval AS	W	12-1
5/6	Wisconsin	W	4-1
5/7	Wisconsin	L	9-14
5/9	Michigan	W	14-0
5/11	Great Lakes Naval AS	W	9-0
5/13	at Michigan State	W	3-1
5/15	Northwestern	W	6-2

NCAA Tournament (3-1)

District Round

Kalamazoo, Michigan

5/28	vs. Alma	W	18-2
5/29	at Western Michigan	W	4-2
5/30	vs. Northwestern	L	2-9
5/31	vs. Northwestern	W	6-1
6/2	Western Michigan	L	2-4

College World Series (2-2)

Rosenblatt Stadium

Omaha, Nebraska

6/8	vs. Iowa State	L	8-13
6/9	vs. Colorado State	W	23-2
6/10	vs. Texas	W	9-0
6/11	vs. Penn State	L	4-5

1958 – RECORD: 20-11

NCAA Tournament Team			
4/3	at Georgia	W	4-2
4/5	at Florida State	L	2-5
4/5	vs. Wisconsin (@FSU)	W	11-8
4/7	vs. West Virginia (@FSU)	W	6-4
4/8	at Florida State	L	2-3
4/12	at Fort Knox	L	2-10
4/15	Purdue	W	7-5
4/16	Indiana	W	12-10
4/18	Ohio	W	15-2
4/19	Ohio	L	5-8
4/21	at Michigan	L	7-13
4/22	Michigan	W	18-11
4/26	at Wabash	W	6-3
4/26	at Wabash	W	8-0
4/29	at Purdue	W	14-1
5/1	Indiana	W	14-2
5/3	Central Michigan	W	6-0
5/3	Central Michigan	W	11-0
5/6	Northwestern	W	22-2
5/7	at Michigan State	W	7-0
5/10	at Glenview Naval AS	W	18-2
5/12	at Wisconsin	W	5-4
5/13	at Wisconsin	L	3-5
5/19	Valparaiso	L	13-15
5/21	at Northwestern	W	16-5
5/23	at Western Michigan	L	1-2

NCAA Tournament (2-2)

District Round

Kalamazoo, Michigan

5/28	vs. Valparaiso	L	0-2
5/29	vs. Minnesota	W	11-7
5/30	vs. Valparaiso	W	10-4
5/30	at Western Michigan	L	4-5
5/31	Western Michigan	L	2-5

1959 – RECORD: 22-7

NCAA Tournament Team			
3/25	at Evansville College	W	9-2
3/28	at Mississippi	L	2-3
3/28	at Illinois Wesleyan	W	14-1
3/30	at Quincy College	W	11-7
3/31	at Memphis State	W	6-1
4/1	at Arkansas State	W	12-5
4/4	at Indiana	W	7-5
4/4	at Indiana	W	5-2
4/11	Ohio	L	2-3
4/14	Wabash	W	13-1
4/18	Wisconsin	W	8-2
4/18	Wisconsin	W	7-5
4/22	at Northwestern	W	8-5
4/25	at Central Michigan	W	9-3
4/25	at Central Michigan	W	5-3
4/30	at Michigan	W	21-0
5/2	at Kent College	L	5-11
5/2	at Kent College	W	8-2
5/5	Michigan State	W	3-1
5/9	at Glenview Naval AS	W	3-2
5/13	at Michigan State	L	4-5
5/14	at Michigan	W	9-8
5/16	at Western Michigan	L	0-3
5/18	at Valparaiso	W	9-5
5/23	Glenview Naval AS	W	8-1

NCAA Tournament

District Round

Notre Dame, Indiana (2-2)

5/28	Detroit	W	10-0
5/29	Minnesota	W	12-4
5/30	Western Michigan	L	0-2
5/30	Western Michigan	L	6-9

1960 – RECORD: 19-7

NCAA Tournament Team			
4/8	Indiana	W	10-7
4/13	at Evansville	W	8-6
4/14	at Murray State	W	8-1
4/16	at Illinois	W	3-2
4/16	at Memphis Navy	W	16-0
4/18	at Arkansas State	W	17-3
4/19	at Memphis State	W	9-4
4/20	at Arkansas State	W	15-4
4/21	at David Lipscomb	W	7-6
4/22	at Austin Peay	L	4-6
4/23	at Vanderbilt	W	6-4
4/26	at Purdue	W	7-2
4/27	Northwestern	L	4-6
4/29	at Bowling Green	L	2-3
4/30	at Bowling Green	W	14-0
5/2	at Michigan	W	8-4
5/6	Western Michigan	W	12-2
5/10	at Wisconsin	L	1-3
5/11	Michigan State	L	3-5
5/18	at Michigan State	W	8-1
5/20	Ohio	W	9-0
5/25	at Northwestern	W	14-1
5/28	Kent State	W	2-0
5/28	Kent State	W	3-1

NCAA Tournament (0-2)

District Round

Minneapolis, Minnesota

5/29	at Minnesota	L	6-15
5/30	vs. Ohio University (10)	L	4-5

1961 – RECORD: 12-17

3/28	at California (10)	W	7-6
3/29	at California	L	1-5
3/30	at Nevada (10)	L	15-16
3/31	at Fresno State	L	13-19
4/1	at Fresno State	L	2-8
4/2	at Santa Clara	L	8-9
4/3	at USC	L	3-4
4/4	at UCLA	W	6-2
4/5	at Loyola Marymount	W	8-0
4/6	at San Diego	W	2-0
4/7	at Arizona	L	3-5
4/8	at Arizona	L	4-12
4/8	at Arizona	L	1-6
4/11	Purdue	L	2-5
4/14	at Indiana	L	5-7
4/15	at Indiana	W	5-3
4/21	Bowling Green	L	6-9
4/22	Bowling Green	W	9-4
4/29	Western Michigan	L	4-7
5/2	Northwestern	L	5-13
5/4	Michigan State	L	3-6
5/5	at Toledo (14)	W	3-1
5/8	Wisconsin	W	4-2
5/12	at Ohio	W	11-4
5/13	at Ohio	W	5-4
5/15	Valparaiso	W	11-2
5/16	at Northwestern	L	0-1
5/18	Michigan (10)	W	6-5
5/24	at Michigan State	L	4-5

1962 – RECORD: 11-6

4/10	at Purdue	W	6-4
4/14	Indiana	W	7-0
4/14	Indiana	W	8-6
4/18	at Northwestern	L	5-8
4/19	at Lewis College	W	14-4
4/21	at Western Michigan	L	8-10
4/24	at Bowling Green	W	4-2
4/25	at Michigan	L	7-18
4/27	Toledo	L	8-9
4/28	Toledo	W	5-1
5/4	Ohio	W	8-1
5/5	Ohio	W	6-3
5/8	at Wisconsin	L	2-3
5/9	Kent State	W	11-3
5/15	at Valparaiso	W	4-3
5/16	at Michigan State	L	0-4
5/23	Northwestern	W	28-7

1963 – RECORD: 19-11

NCAA Tournament Team			
4/5	at Indiana	W	20-3
4/6	at Indiana	L	2-3
4/6	at Indiana	L	5-6
4/8	at Camp Lejeune	W	6-3
4/9	at Camp Lejeune	W	13-5
4/10	at Camp Lejeune	L	4-8
4/11	at Duke	W	4-3
4/13	at Duke	W	6-2
4/15	at Elon	W	7-0
4/15	at Elon	W	9-2
4/16	at Fort Lee	W	4-1
4/17	at Fort Lee	W	17-2
4/19	at Toledo	W	14-3
4/20	at Toledo	W	6-3
4/26	at Ohio	W	8-7
4/27	at Ohio	W	16-6
5/3	at Illinois State	W	8-1
5/4	at Illinois Wesleyan	W	9-3
5/8	at Michigan	L	1-5
5/10	Lewis College	W	3-1
5/11	Lewis College	W	13-2
5/13	at Northwestern	L	3-7
5/14	Valparaiso	W	11-4
5/16	Michigan	L	6-7
5/21	at Valparaiso	L	4-13
5/24	Western Michigan	L	2-5
5/25	at Western Michigan	L	4-5

NCAA Tournament (1-2)

District Round

Champaign, Illinois

5/30	vs. Western Michigan	L	1-2
5/31	vs. Valparaiso	W	5-2
6/1	at Illinois	L	0-4

1964 – RECORD: 16-12-1

3/23	at Keesler Air Force	W	9-1
3/24	at Keesler Air Force	W	8-0
3/25	at Loyola (LA)	W	4-1
3/26	at Loyola (LA)	L	5-9
3/28	at Tulane	L	0-5
3/28	at Tulane	T	3-3
3/30	at Louisiana State (10)	L	2-9
3/31	at Louisiana State (12)	L	7-8
4/6	Hope College	W	6-5
4/10	Indiana	L	5-8
4/11	Indiana	L	10-12
4/11	Indiana	L	2-3
4/15	Purdue	W	9-4
4/17	at Toledo	W	10-6
4/23	Michigan	L	0-2
4/24	Ohio	L	1-11
4/25	Ohio (10)	L	2-3
4/28	at Michigan	W	9-3
5/2	Illinois Wesleyan	W	5-1
5/2	Illinois Wesleyan	W	7-5
5/5	Michigan State	W	9-8
5/9	Illinois State	W	10-4
5/9	Illinois State	W	6-5
5/12	at Valparaiso	W	10-7
5/16	Detroit	L	3-4
5/18	Northwestern	W	9-3
5/19	Valparaiso	W	4-3
5/22	at Bowling Green (10)	L	13-14
5/23	at Bowling Green	W	6-4

1965 – RECORD: 18-17

3/22	at Memphis State	W	6-5
3/23	at Memphis State	L	1-6
3/24	at Memphis State	L	3-4
3/27	at Arkansas State	W	5-2
4/2	at Indiana	W	6-5
4/3	at Indiana	L	8-9
4/3	at Indiana (7)	W	8-2
4/7	Northwestern	W	13-3
4/9	Toledo	W	10-1
4/10	Toledo	W	8-2
4/10	Toledo	W	4-0
4/14	at Purdue	W	4-2
4/17	at Ohio	L	5-11
4/17	at Ohio (7)	L	3-7
4/19	Wisconsin (10)	W	11-9
4/20	Wisconsin	L	4-10
4/24	Detroit	W	5-1
4/27	at Northwestern	W	8-2
4/29	Michigan	L	5-6
4/30	Bradley (11)	W	7-6
5/1	Bradley	W	6-5
5/3	at Michigan	L	4-5
5/4	at Detroit	L	6-8
5/7	at Kent State	L	2-5
5/8	at Kent State	L	3-5
5/10	at Michigan State	L	0-3
5/11	Valparaiso (11)	L	1-3
5/14	Bowling Green	L	1-3
5/15	Bowling Green	W	5-3
5/17	Michigan State	L	6-8
5/18	at Valparaiso	W	11-1
5/21	Western Michigan	L	5-6
5/22	at Western Michigan	W	2-0
5/28	at Illinois Wesleyan	W	14-0
5/29	at Illinois State	L	3-7

1966 – RECORD: 12-14

4/9	at Tennessee	L	2-4
4/9	at Tennessee	L	0-4
4/11	at Georgia	W	9-4
4/12	at Georgia	L	16-17
4/13	at Oglethorpe	L	0-2
4/14	at Oglethorpe	W	6-0
4/15	at Georgia Tech	W	8-6
4/16	at Georgia Tech	L	2-9
4/22	at Bradley	W	5-1
4/25	at Wisconsin	L	0-4
4/29	Kent State	W	3-1
4/30	Kent State	W	8-6
5/2	Northwestern	W	9-1
5/3	Detroit	L	8-10
5/5	at Detroit	L	13-14
5/6	at Bowling Green	W	4-2
5/7	at Bowling Green	L	4-5
5/9	at Michigan State	L	0-5
5/10	at Valparaiso	W	6-5
5/14	at Western Michigan	L	5-10
5/16	at Michigan State	L	3-7
5/20	at Toledo	L	5-7
5/23	Western Michigan	L	3-6
5/27	Illinois State	W	4-3
5/28	Illinois Wesleyan	W	7-0
5/28	Illinois Wesleyan	W	11-6

1967 – RECORD: 17-8-1

3/25	at Rollins	W	7-1
3/27	at Colgate	W	4-0
3/28	at Lafayette	W	2-1
3/29	at Rollins	W	4-3
3/30	at Colgate	L	3-13
3/31	at Lafayette	T	1-1
4/1	at Rollins	W	6-4
4/11	at Michigan	L	3-6
4/12	at Detroit	W	7-3
4/14	St. Procopius	W	6-5
4/17	Purdue	W	8-1
4/18	Northwestern	W	7-6
4/21	at Kent State	L	5-9
4/28	Bowling Green	L	4-6
5/1	at Michigan State	W	5-4
5/3	Northwestern	W	6-5
5/4	Michigan	W	6-5
5/5	Western Michigan	L	1-8
5/9	Michigan State	W	5-4
5/10	Detroit	L	7-8
5/12	at Toledo	W	5-4
5/13	at Toledo	L	2-4
5/16	at Valparaiso	L	6-10
5/19	Ohio	W	17-7
5/20	Ohio	W	9-5
5/23	Valparaiso	W	5-1



Dick O'Leary (left) led the 1961 Notre Dame team in batting average (.287), home runs (6) and RBI (26), a feat equalled by his teammate George Sefcik (right) during the 1962 season (.367, 4 HR, 23 RBI).

1968 – RECORD: 13-10

4/9	at Purdue	W	7-0
4/13	at Cincinnati	L	3-8
4/13	at Cincinnati	W	7-1
4/15	at Hillsdale	W	8-1
4/16	at Michigan	L	2-3
4/17	at Wayne State	W	4-1
4/18	at Detroit	W	4-1
4/19	Kent State	L	6-7
4/20	Kent State	L	8-16
4/23	Michigan State	L	2-15
4/26	at Bowling Green	W	5-4
4/27	at Bowling Green	W	8-6
4/28	at St. Joseph's (IN)	W	3-1
4/30	at Northwestern	L	5-11
5/3	Western Michigan	W	6-4
5/4	at Western Michigan	L	0-6
5/7	at Michigan State	L	2-6
5/8	Wayne State	W	19-1
5/10	Toledo	W	10-7
5/14	Valparaiso	W	11-8
5/17	at Ohio	L	2-4
5/19	at Xavier	L	4-7
5/21	at Valparaiso	W	3-2

1969 – RECORD: 14-10

4/5	at St. Mary's (TX)	L	4-6
4/7	at Texas	L	4-5
4/8	at Texas A&M	W	5-2
4/9	at St. Edward's	L	3-5
4/10	at Texas Lutheran	W	5-4
4/14	at Detroit	W	6-3
4/15	at Michigan	L	1-7
4/18	Bowling Green	L	0-3
4/19	Bowling Green	W	1-0
4/21	Northwestern (13)	L	4-5
4/25	Western Michigan	W	5-2
4/26	at W. Michigan (11)	L	6-7
4/30	Michigan	W	3-2
5/2	at Toledo	W	16-3
5/3	at Toledo	L	4-8
5/3	at Toledo	W	1-0
5/6	Michigan State	L	12-17
5/7	Hillsdale	W	4-3
5/9	Ohio	W	3-0
5/11	Xavier	W	9-0
5/13	at Valparaiso	L	2-3
5/15	Detroit	W	17-4
5/16	at Wayne State	W	5-4
5/19	at Northwestern	W	4-0

1970 – RECORD: 17-14

NCAA Tournament Team			
3/30	at Miami (FL)	L	3-7
3/31	at Miami (FL)	L	2-6
4/1	vs. Michigan State	L	3-11
4/2	vs. Colgate	W	7-1
4/3	vs. Michigan State	L	11-12
4/4	vs. Colgate	L	3-4
4/10	at Bowling Green	L	2-9
4/11	at Bowling Green	L	0-5
4/14	at Michigan	L	2-3
4/15	at Detroit	L	5-7
4/17	at Western Michigan	L	4-5
4/18	Western Michigan	W	1-0
4/21	Valparaiso	W	5-1
4/24	Toledo	W	7-4
4/24	Toledo	W	7-4
4/25	Toledo	W	5-4
4/29	Michigan	W	10-4
5/2	at Ohio University	L	2-5
5/2	Michigan State	W	9-8
5/6	at Hillsdale	W	13-0
5/7	Detroit	W	7-4
5/10	at Xavier	W	4-2
5/10	at Xavier	W	6-5
5/12	at Michigan State	L	1-4
5/16	Wayne State	W	6-2
5/16	Wayne State	W	5-2
5/18	Northwestern	W	6-5
5/19	at Valparaiso	W	4-0

NCAA Tournament (1-2)

District Round

Columbus, Ohio

6/3	Southern Illinois	L	2-10
6/4	Minnesota	W	6-2
6/5	Southern Illinois	L	0-1

1971 – RECORD: 11-21

3/15	at Arkansas State	L	2-5
3/16	at Arkansas State	L	2-3
3/16	at Arkansas State	L	8-11
3/17	at Christian Brothers	L	3-7
3/18	at Christian Brothers	W	8-0
3/19	at Memphis State	W	13-10
3/19	at Memphis State	W	2-1
3/20	at Memphis State	W	5-0
3/22	at Murray State	W	6-5
3/23	at Murray State	L	0-1
4/8	Western Michigan	L	7-10
4/10	at Western Michigan	L	2-3
4/12	at Detroit	L	8-9
4/16	at Toledo	L	1-2
4/17	at Toledo	L	3-4
4/17	at Toledo	W	5-2
4/20	at Valparaiso	W	4-2
4/23	Ohio University	L	3-14
4/24	Ohio University	L	6-7
4/27	Valparaiso	L	0-8
4/28	Butler	L	3-7
4/30	at Miami (OH)	L	3-4
5/1	at Miami (OH)	L	2-11
5/1	at Miami (OH)	L	1-6
5/2	Xavier	L	6-8
5/3	at Northwestern	W	7-4
5/4	Hillsdale	W	4-1
5/4	Hillsdale	W	16-4
5/7	Cincinnati	W	5-2
5/9	Detroit	L	1-3
5/11	Michigan State	L	2-5
5/11	Michigan	L	4-6

1972 – RECORD: 14-16

3/24	at Murray State	W	9-5
3/25	at Murray State	L	7-8
3/25	at Murray State	W	6-3
3/28	at Memphis State	W	5-0
3/29	at Arkansas State	L	4-7
3/31	at Christian Brothers	L	6-7
4/1	at Christian Brothers	W	9-0
4/1	at Christian Brothers	W	6-0
4/3	at Delta State	L	8-10
4/4	at Delta State	W	5-1
4/11	Northwestern	L	6-9
4/14	at Ohio University	L	0-4
4/15	at Ohio University	L	2-13
4/18	at Valparaiso	W	12-5
4/21	Miami (OH)	L	2-12
4/22	Miami (OH)	L	3-12
4/25	at Michigan State	L	1-16
4/25	at Michigan State	L	3-4
4/27	at Butler	W	15-4
4/27	at Butler	W	2-1
4/28	at Cincinnati	L	2-6
4/29	at Xavier	L	1-5
5/2	at Hillsdale	W	4-0
5/2	at Hillsdale	W	4-0
5/3	Michigan	L	5-8
5/3	Michigan	L	1-8
5/5	Bowling Green	W	5-1
5/6	Bowling Green	L	7-11
5/6	Bowling Green	W	5-2
5/9	Valparaiso	W	4-2

Year-by-Year Results

1973 – RECORD: 15-22

Spring Break Trip (2-8)

Tulsa, Oklahoma

3/10	vs. Oral Roberts	W	12-3
3/10	at Tulsa	L	1-7
3/11	at Tulsa	L	4-16
3/11	vs. Oral Roberts	L	6-7
3/14	at Tulsa	L	6-8
3/15	vs. New Mexico State	W	2-0
3/15	at Tulsa	L	0-4
3/16	vs. Arkansas	L	5-6
3/16	vs. New Mexico State	L	1-4
3/17	at Tulsa	L	1-14

4/7	at Wisconsin	L	0-2
4/8	at Wisconsin	W	7-0
4/14	at Illinois State	W	1-0
4/14	at Illinois State	L	2-7
4/15	Xavier	W	6-4
4/15	Xavier	W	11-3
4/17	at Michigan	L	1-3
4/17	at Michigan	L	2-3
4/18	at Ferris State	L	0-14
4/18	at Ferris State	W	1-0
4/23	at Northwestern	L	1-11
4/23	at Northwestern	W	3-2
4/25	Western Michigan	L	2-4
4/25	Western Michigan	W	3-2
4/27	at Miami (OH)	L	0-5
4/28	at Miami (OH)	L	0-2
4/29	Detroit	L	2-4
4/29	Detroit	L	3-5
5/1	Cincinnati	L	5-9
5/1	Cincinnati	W	9-2
5/2	at Valparaiso	W	5-3
5/4	at Bowling Green	W	7-2
5/5	at Bowling Green	L	2-3
5/5	at Bowling Green	W	10-3
5/6	Butler	W	6-3
5/6	Butler	W	8-0
5/8	Valparaiso	L	5-8

1974 – RECORD: 18-21

Spring Break Trip (3-7)

New Orleans, Louisiana

3/8	vs. New Orleans (10)	W	6-5
3/9	vs. New Orleans (10)	W	3-2
3/10	vs. New Orleans	L	1-2
3/11	vs. Arkansas State	L	3-6
3/12	vs. Illinois State	L	0-5
3/13	vs. Illinois State	L	1-4
3/13	vs. Arkansas State	W	6-3
3/15	vs. Tulane	L	7-8
3/16	vs. Tulane	L	0-3
3/17	vs. Tulane	L	1-5

4/5	Miami (OH)	L	2-5
4/6	Miami (OH)	L	2-6
4/7	Toledo	L	0-2
4/7	Toledo	W	4-1
4/10	at Cincinnati	W	6-5
4/10	at Cincinnati	W	4-3
4/12	at Bradley	L	1-7
4/13	at Bradley	L	1-17
4/15	at Butler	W	5-1
4/15	at Butler	W	5-2
4/17	Wisconsin	L	3-6
4/17	Wisconsin	L	6-7
4/19	at Northwestern	L	4-5
4/20	Valparaiso	W	6-0
4/22	Ferris State	W	11-8
4/22	Ferris State	L	13-14
4/23	Michigan	L	11-18
4/26	Illinois State	W	5-2
4/27	Illinois State	L	4-6
4/27	Illinois State	L	3-5
4/28	at Michigan State	L	2-5
4/28	at Michigan State	L	0-3
5/1	Bowling Green	W	4-0
5/1	Bowling Green	W	2-1
5/3	at Western Michigan	W	3-2
5/3	at Western Michigan	W	15-10
5/4	Marian	W	13-4
5/5	Detroit	W	9-1
5/6	Northwestern	W	14-9

1975 – RECORD: 17-14

Spring Break Trip (3-3)

Dallas-Fort Worth, Texas

3/22	vs. University of Dallas	W	4-3
3/22	vs. University of Dallas	W	2-1
3/24	at Texas Wesleyan	L	2-3
3/24	at Texas Wesleyan	L	5-6
3/25	vs. Dallas Baptist	L	0-4
3/25	vs. Dallas Baptist	W	4-0

4/6	at Marian	W	14-3
4/6	at Marian	W	12-1
4/9	Valparaiso	W	6-5
4/11	Bradley	W	5-4
4/12	Bradley	W	8-3
4/12	Bradley	W	20-0
4/13	at Toledo	W	3-2
4/13	at Toledo	L	1-6
4/15	at Valparaiso	L	3-5
4/18	at Illinois State	L	2-6
4/19	at Illinois State	W	2-1
4/20	Butler	W	10-0
4/20	Butler	W	3-2
4/22	at Bowling Green	W	10-4
4/22	at Bowling Green	L	1-6
4/25	at Michigan	L	3-4
4/25	at Michigan	L	2-10
4/29	Michigan State	L	2-10
4/29	Michigan State	L	1-2
5/3	at Ferris State	W	5-3
5/3	at Ferris State	L	1-2
5/4	Xavier	W	3-2
5/4	Xavier	W	7-3
5/5	Detroit	L	2-3
5/5	Detroit	L	0-5



Tom Kelly

1976-80
Five seasons
88-102-1 (.463)

1976 – RECORD: 16-24

Joe Sewell Classic (3-6)

Tuscaloosa, Alabama

3/14	vs. St. Bernard	L	3-4
3/17	vs. Auburn	L	2-10
3/17	vs. Auburn	L	0-9
3/18	vs. Auburn	L	6-8
3/18	vs. Jacksonville State	W	15-5
3/19	vs. Ohio State	L	0-3
3/19	at Alabama	L	0-9
3/20	vs. Ohio State	W	4-2
3/20	at Alabama	W	5-0

4/4	Northern Illinois	W	12-11
4/4	Northern Illinois	W	15-4
4/6	at Valparaiso	L	3-14
4/9	at Bradley	L	5-8
4/10	at Bradley	L	10-11
4/10	at Bradley	L	1-7
4/11	Toledo	L	3-13
4/11	Toledo	L	3-11
4/13	Bowling Green	L	4-5
4/13	Bowling Green	W	11-4
4/14	Valparaiso	W	13-10
4/16	at Illinois State	L	3-6
4/17	at Illinois State	L	4-5
4/17	at Illinois State	L	4-7
4/19	at Western Michigan	L	1-4
4/19	at Western Michigan	L	1-2
4/20	at Northwestern	L	9-12
4/21	Ferris State	L	5-8
4/24	Bethel	W	1-0
4/27	Ball State	L	0-9
4/27	Ball State	W	5-0
4/30	at Xavier	L	1-4
4/30	at Xavier	W	2-1
5/1	at Cincinnati	W	5-2
5/1	at Cincinnati	L	0-10
5/2	at Butler	W	9-5
5/2	at Butler	W	2-1

5/4	at Detroit	W	5-2
5/4	at Detroit	L	1-5
5/5	Michigan	W	5-4
5/5	Michigan	W	13-5

1977 – RECORD: 17-26

3/14	Christian Brothers	W	5-2
3/14	Christian Brothers	W	4-0
3/15	Memphis State	L	0-12
3/15	Memphis State	L	6-11
3/16	Christian Brothers	L	0-8
3/17	at Delta State	L	1-6
3/17	at Delta State	L	2-3
3/18	at Delta State	L	1-6
3/19	vs. TN-Martin (@Delta St.)	L	5-10
3/19	vs. TN-Martin (@Delta St.)	W	5-4
3/20	Illinois-Chicago	W	9-5
3/20	Murray State	L	0-17
4/2	Toledo	L	7-8
4/2	Toledo	L	4-5
4/5	Bethel	W	12-1
4/5	Bethel	W	5-0
4/9	Central Michigan	L	8-9
4/12	at Valparaiso	L	2-6
4/12	Valparaiso	W	12-8
4/15	at Bowling Green	L	1-4
4/15	at Bowling Green	L	3-6
4/16	Illinois State	L	4-6
4/16	Illinois State	L	7-13
4/20	Northwestern	W	4-3
4/20	Northwestern	L	3-14
4/21	at Michigan	L	1-6
4/21	at Michigan	L	3-8
4/24	Butler	L	2-5
4/24	Butler	L	6-8
4/26	at Ball State	W	5-3
4/26	at Ball State	W	7-5
4/29	Cincinnati	W	5-1
4/29	Cincinnati	W	5-0
5/1	Xavier	W	5-4
5/1	Xavier	W	5-3
5/2	Western Michigan	W	4-0
5/2	Western Michigan	L	4-9
5/5	at Ferris State	L	2-8
5/5	at Ferris State	L	9-10
5/7	Detroit	L	0-4
5/7	Detroit	W	7-6
5/8	Detroit	W	11-6
5/8	Central Michigan	L	1-2

1978 – RECORD: 12-25-1

Rollins College Invitational (3-5-1)

Winter Park, Florida

3/20	vs. Wisconsin	W	4-1
3/20	vs. Wisconsin	W	12-6
3/21	at Rollins	L	3-6
3/22	vs. Delaware	W	11-9
3/22	vs. Florida Southern	L	0-12
3/23	vs. Wisconsin	T	4-4
3/24	at Rollins	L	5-7
3/25	vs. Delaware	L	1-16
3/25	vs. Stetson	L	2-8
3/31	Bethel	W	17-0
4/1	St. Joseph's (IN)	L	1-11
4/1	St. Joseph's (IN)	W	2-1
4/5	Valparaiso	W	4-1
4/6	at Bethel	L	2-5
4/9	Northwood	W	6-4
4/9	Northwood	W	3-2
4/12	at Western Michigan	L	4-7
4/12	at Western Michigan	L	1-2
4/15	Ball State	L	0-2
4/15	Ball State	L	0-8
4/16	at Butler	L	4-5
4/16	at Butler	L	2-8
4/22	Dayton	L	2-5
4/22	Dayton	W	8-3
4/25	at Valparaiso	L	1-2
4/29	at Cincinnati	L	7-8
4/29	at Cincinnati	L	6-9
4/30	at Xavier	L	0-1
4/30	at Xavier	W	5-4
5/3	Michigan	L	0-4
5/3	Michigan	L	0-6

5/4	Huntington	W	3-2
5/6	Bradley	W	3-1
5/6	Bradley	L	0-5
5/7	at Detroit	L	4-10
5/7	at Detroit	L	0-4
5/9	at Central Michigan	L	0-5
5/9	at Central Michigan	L	3-16

1979 – RECORD: 14-19

3/19	at Central Florida	L	3-10
3/20	at Florida	L	1-6
3/21	at Florida	L	0-12
3/22	vs. Delaware (@UCF)	W	8-5
3/23	vs. Delaware (@UCF)	L	7-15
3/24	at Central Florida	L	2-5
3/24	at Stetson	W	19-11
3/27	at Bethel	W	14-2
4/7	Northwestern	L	5-8
4/9	St. Mary's (MN)	W	1-0
4/9	St. Mary's (MN)	L	2-6
4/10	Valparaiso	W	9-3
4/10	Valparaiso	W	2-0
4/12	Bethel	L	3-4
4/14	Detroit	L	1-6
4/14	Detroit	W	8-6
4/16	Northwood	L	4-7
4/16	Northwood	W	16-3
4/17	Butler	W	4-3
4/17	Butler	L	2-7
4/20	at Huntington	W	3-2
4/20	at Huntington	W	9-1
4/21	at Dayton	L	3-4
4/21	at Dayton	W	4-1
4/23	at Bowling Green	L	7-8
4/23	at Bowling Green	L	0-7
4/29	Xavier	W	9-8
5/2	at Illinois-Chicago	L	3-4
5/2	at Illinois-Chicago	L	7-9
5/4	Western Michigan	W	5-4
5/4	Western Michigan	L	1-11
5/5	at Bradley	L	3-10
5/5	at Bradley	L	3-4

1980 – RECORD: 29-8

3/29	at Cincinnati	W	5-1
3/29	at Cincinnati	W	6-2
3/29	at Butler	L	2-6
4/2	at Indiana	W	2-1
4/2	at Indiana	W	6-2
4/3	at Butler	W	8-2
4/3	at Butler	L	0-7
4/5	Wisconsin	W	16-7
4/5	Wisconsin	W	8-4
4/7	St. Mary's (MN)	W	5-1
4/7	St. Mary's (MN)	W	2-1
4/11	at Illinois Tech	L	0-5
4/11	at Northwestern	W	3-2
4/12	at Northwestern	L	1-2
4/12	at Illinois Tech	W	13-7
4/16	St. Joseph's (IN)	W	5-1
4/16	St. Joseph's (IN)	W	7-5
4/19	Dayton	W	13-8
4/19	Dayton	W	13-12
4/20	at Valparaiso	L	1-3
4/20	at Valparaiso	W	9-2
4/22	at Western Michigan	L	8-9
4/22	at Western Michigan	L	12-16
4/25	Huntington	W	15-7
4/25	Huntington	W	7-6
4/26	Illinois-Chicago Circle	W	5-1
4/26	Illinois-Chicago Circle	W	3-0
4/27	Bowling Green	W	6-2
4/27	Bowling Green	W	8-7
4/29	at Bethel	W	14-0
4/29	at Bethel	W	7-5
5/3	Bradley	W	6-1
5/3	Bradley	W	10-8
5/4	Detroit	W	13-3
5/4	Detroit	W	6-5
5/6	Valparaiso	L	7-10
5/6	Valparaiso	W	8-3



Larry Galloway

1981-87
Seven seasons
157-167-3 (.485)

1981 - RECORD: 23-16-1

3/16	at Delta State	L	7-8
3/16	at Delta State	L	6-11
3/17	at Delta State	T	8-8
3/18	vs. Miss. (@Oxford, MS)	L	5-11
3/19	vs. Miss. (@Oxford, MS)	L	5-7
3/20	at Memphis State	L	5-6
3/20	at Memphis State	L	6-8
3/21	at Memphis State	L	2-12
3/25	at Purdue	W	3-1
3/25	at Purdue	L	1-5
3/28	at Huntington	W	6-5
3/28	at Huntington	W	1-0
3/29	at Dayton	L	2-6
3/29	at Dayton	W	19-3
4/1	Indiana	W	4-3
4/1	Indiana	L	14-16
4/3	St. Mary's (MN)	W	7-1
4/3	St. Mary's (MN)	W	2-1
4/4	Cincinnati	W	13-4
4/4	Cincinnati	W	17-9
4/7	Bethel	W	13-10
4/7	Bethel	W	11-5
4/16	Butler	W	2-1
4/16	Butler	W	4-3
4/18	at Detroit	L	3-4
4/18	at Detroit	L	7-8
4/20	Ball State	W	3-2
4/20	Ball State	W	8-0

Northwestern Invitational (1-2)

Evanston, Illinois

4/25	vs. Illinois Tech	L	4-5
4/25	vs. North Central	W	3-2
4/25	at Northwestern	L	5-9

4/27	Northwestern	W	10-2
4/27	Northwestern	W	8-7
4/29	at Bowling Green	W	8-7
4/29	at Bowling Green	W	2-1
5/2	at Wisconsin	W	3-1



5/2	at Wisconsin	L	1-6
5/3	at Ill.-Chicago Circle	L	11-14
5/3	at Ill.-Chicago Circle	W	8-6
5/5	Valparaiso	W	8-1

1982 - RECORD: 28-15

3/15	at Oklahoma	L	3-15
3/16	at Oklahoma City	W	19-7
3/17	at Oral Roberts	L	2-5
3/17	at Oral Roberts	L	1-2
3/18	vs. N. Dakota St. (@Tulsa)	W	7-4
3/18	at Oral Roberts	L	0-13
3/19	at Missouri Southern	L	3-4
3/20	at Missouri Southern	L	8-9
3/24	Huntington	W	2-0
3/24	Huntington	W	11-1
4/1	at Valparaiso	W	3-0
4/1	at Valparaiso	W	2-0
4/10	Purdue	W	9-3
4/10	Purdue	L	0-6
4/11	at Butler	W	13-6
4/14	Wisconsin	W	4-1
4/14	Wisconsin	W	10-3
4/15	at Bethel	W	1-0
4/15	at Bethel	L	1-3
4/17	at DePauw	W	13-4
4/17	at DePauw	W	7-3
4/18	at Indiana State	L	2-3
4/18	at Indiana State	L	6-7
4/19	at Ball State	W	6-2
4/19	at Ball State	L	4-8
4/21	St. Joseph's (IN)	W	7-2
4/21	St. Joseph's (IN)	W	15-5
4/24	Dayton	W	17-1
4/24	Dayton	W	7-3
4/25	Detroit	L	3-5
4/25	Detroit	W	2-1
4/27	Bowling Green	W	10-2
4/27	Bowling Green	W	5-0
4/28	at Western Michigan	L	1-5
4/28	at Western Michigan	L	2-3
4/29	Valparaiso	W	2-1
4/29	Valparaiso	W	7-2
5/1	Wright State	W	5-2
5/1	Wright State	W	3-0
5/2	Illinois-Chicago Circle	W	9-2
5/2	Illinois-Chicago Circle	W	11-4
5/4	Northwestern	L	3-9
5/4	Northwestern	W	3-1

1983 - RECORD: 19-28

Midwestern City Conference: n/a

3/13	vs. Creighton (@ORU)	L	5-6
3/13	at Oral Roberts	L	3-12
3/14	vs. Kansas State (@ORU)	L	0-9
3/14	at Oral Roberts	L	0-8
3/15	vs. Kansas State (@ORU)	L	3-5
3/16	St. Mary of Plains (@ORU)	L	1-3
3/16	St. Mary Plains (@ORU)	W	8-1
3/17	at Arkansas	L	0-5
3/18	at Missouri Southern	W	3-1
3/19	at Southwest Missouri	L	1-13
3/19	at Southwest Missouri	W	9-7
3/26	at Miami (OH)	L	1-2
3/26	at Miami (OH)	L	5-6
3/27	at Dayton	L	5-6
3/31	at Valparaiso	W	4-2
3/31	at Valparaiso	W	4-2
4/4	Xavier	L	3-6
4/4	Xavier	W	9-0
4/5	Xavier	W	4-3
4/5	Xavier	W	5-3
4/7	Bethel	W	3-2
4/7	Bethel	W	7-2
4/13	Ball State	W	5-3
4/13	Ball State	L	1-9
4/16	Indiana State	L	0-3
4/16	Indiana State	L	1-4
4/19	at Northwestern	L	5-7
4/19	at Northwestern	L	0-3

Mark Clementz is one of 16 Notre Dame baseball players to earn Academic All-America honors. He led the Irish in earned-run average during three straight seasons (1.50 in 1982, 3.41 in '83 and 3.31 in '84).

4/23	at Detroit	L	4-7
4/23	at Detroit	L	4-8
4/24	at Detroit	W	4-2
4/24	at Detroit	L	7-8
4/26	at Bowling Green	L	1-4
4/26	at Bowling Green	L	2-7
4/29	at Butler	W	5-2
4/29	at Butler	W	8-3
4/30	Butler	W	7-3
5/2	Western Michigan	L	4-17
5/2	Western Michigan	W	11-7
5/3	Valparaiso	L	2-6
5/3	Valparaiso	W	12-3
5/11	Lewis	L	4-7
5/11	Lewis	L	0-2
5/13	Michigan State	W	7-5
5/13	Michigan State	W	2-1

MWCC Tournament (0-2)

Oral Roberts University

Tulsa, Oklahoma

5/21	at Oral Roberts	L	5-18
5/22	vs. Detroit	L	9-10

1984 - RECORD: 24-24

MWCC: 4-6

Spring Break Trip (4-7)

San Antonio, Texas

3/17	at St. Edward's	L	5-7
3/18	vs. Trinity	W	4-3
3/19	vs. Minnesota	L	4-7
3/20	vs. St. Mary's (MN)	L	0-1
3/20	vs. St. Mary's (MN)	L	3-8
3/21	vs. Mankato State	W	8-5
3/22	vs. Trinity	W	8-2
3/22	vs. Trinity	W	9-0
3/23	at St. Mary's (TX)	L	7-8
3/24	at Texas Lutheran	L	4-5
3/24	at Texas Lutheran	L	4-6
3/29	at Bethel	L	11-12
3/31	at Indiana	W	3-1
3/31	at Indiana	L	1-4
4/1	Dayton	W	3-1
4/1	Dayton	W	10-4
4/7	Wisconsin	W	7-6
4/7	Wisconsin	W	7-4
4/8	DePauw	W	9-3
4/8	DePauw	L	10-11
4/10	Illinois-Chicago	W	15-1
4/11	at Michigan State	L	1-7
4/11	at Michigan State	L	2-7
4/14	at Xavier	L	1-4
4/14	at Xavier	W	12-9
4/15	at Xavier	L	1-4
4/15	at Xavier	L	3-14
4/18	Purdue	W	4-1
4/18	Purdue	L	4-5
4/21	at Detroit	L	1-7
4/21	at Detroit	W	1-0
4/24	at Valparaiso	W	9-5
4/24	at Valparaiso	W	8-7
4/25	Bowling Green	L	0-4
4/25	Bowling Green	W	7-1
4/28	Butler	W	10-5
4/28	Butler	W	16-2
4/29	at Butler	L	4-7
4/29	at Butler	L	2-5
5/2	at Western Michigan	L	2-4
5/2	at Western Michigan	W	4-1
5/5	Huntington	W	14-4
5/5	Huntington	W	14-0
5/6	at Lewis	L	0-4
5/6	at Lewis	W	6-3
5/6	at Valparaiso	L	7-11
5/8	Northwestern	W	16-11
5/8	Northwestern	L	2-4

Did You Know? ...

The 1984 Notre Dame baseball team opened its season with Spring Break games in San Antonio, which proved to be a fine host for the Irish during the rest of the decade (the team has returned to the Alamo City 19 times from 1985-2010).

1985 - RECORD: 26-27-2

MWCC: 8-4 (2nd National)

MWCC Tournament

3/16	at TCU	L	3-9
3/17	at Houston	L	4-14
3/18	at St. Mary's (TX)	W	9-1
3/19	at St. Edward's	L	6-9
3/19	at St. Edward's	L	2-3
3/20	at Schreiner	W	8-3
3/21	at Trinity	W	8-3
3/21	at Trinity	W	8-6
3/22	at St. Mary's (TX)	L	5-7
3/23	at Texas Lutheran	L	7-13
3/23	at Texas Lutheran	L	0-14
4/2	Ball State	W	6-5
4/2	Ball State	L	3-8
4/3	Northwestern	L	3-8
4/3	Northwestern	W	11-5
4/4	Michigan State	L	1-3
4/4	Michigan State	L	5-6
4/6	Wisconsin	L	6-7
4/6	Wisconsin	W	7-1
4/7	Wisconsin (8)	L	5-6
4/7	Wisconsin (8)	T	15-15
4/10	at Northwestern	L	1-4
4/10	at Northwestern	L	1-6
4/11	Bethel	W	9-6
4/11	Bethel	W	8-5
4/13	Xavier	L	0-4
4/13	Xavier	W	5-4
4/14	Xavier	L	4-16
4/14	Xavier	L	4-7
4/16	Valparaiso	L	3-5
4/16	Valparaiso	W	6-4
4/17	Purdue	L	3-13
4/17	Purdue	L	8-13
4/20	at Detroit	W	3-2
4/20	at Detroit	W	12-6
4/21	at Detroit	W	19-0
4/21	at Detroit	W	19-6
4/23	Lewis	L	4-9
4/23	Lewis	W	11-5
4/24	at Bowling Green	W	10-9
4/24	at Bowling Green	T	5-5
4/27	at Butler	L	2-3
4/27	at Butler	W	5-1
4/28	Butler	W	8-7
4/28	Butler	W	7-2
4/30	at Illinois-Chicago	W	11-1
5/1	Western Michigan	W	7-1
5/1	Western Michigan	W	2-1
5/4	at Maine	W	7-3
5/4	at Maine	W	1-0
5/5	at Maine	L	4-6
5/5	at Maine	L	1-7

MWCC Tournament

Oral Roberts University

Tulsa, Oklahoma (1-2)

5/17	at Oral Roberts	L	13-14
5/18	vs. Evansville	W	1-0
5/18	at Oral Roberts	L	0-12



Mike Trudeau ranked as one of Notre Dame's top hitters in the mid-1980s, compiling a .343 career batting average.



Year-by-Year Results

1986 – RECORD: 22-28

Midwestern Collegiate Conference: 5-7

3/9	at Indiana	L	9-10
3/9	at Indiana	L	10-11
3/15	at DePauw	W	11-5
3/15	at DePauw	W	11-1
3/16	at DePauw	W	8-7
3/16	at DePauw	W	9-7
3/17	St. Joseph's (IN)	W	4-1
3/17	St. Joseph's (IN)	W	8-0

California Riverside Invitational (0-7)

3/24	vs. Washington	L	4-10
3/25	at California-Riverside	L	2-13
3/26	vs. Oregon State	L	1-4
3/27	vs. Tulane	L	6-8
3/27	vs. Wisconsin	L	9-11
3/28	vs. Brigham Young	L	0-10
3/28	vs. Cornell	L	2-4

4/1	Chicago State	W	8-4
4/2	at Valparaiso	W	5-0
4/3	at Bethel	W	6-4
4/3	at Bethel	W	7-5
4/5	Wisconsin	L	6-9
4/5	Wisconsin	L	7-9
4/6	Wisconsin	W	8-7
4/6	Wisconsin	W	7-6
4/8	at Michigan State	L	7-8
4/8	at Michigan State	W	20-11
4/9	Illinois-Chicago	W	11-7
4/12	at Xavier	L	3-15
4/12	at Xavier	W	7-5
4/13	at Xavier	L	5-7
4/13	at Xavier	L	2-5
4/16	at Purdue	L	6-20
4/19	Detroit	L	6-8
4/19	Detroit	L	10-13
4/20	Detroit	L	2-3
4/20	Detroit	L	5-10
4/22	at Lewis	L	0-18
4/23	Bowling Green	L	3-4
4/23	Bowling Green	W	15-4
4/26	Butler	W	7-6
4/26	Butler	W	11-6
4/27	at Butler	W	14-0
4/27	at Butler	W	9-2
4/29	Purdue	L	6-9
4/30	at Western Michigan	L	7-8
4/30	at Western Michigan	L	4-5
4/31	Valparaiso	W	5-1
5/3	at Northwestern	L	2-3
5/3	at Northwestern	L	1-8
5/4	Northwestern	L	4-6
5/4	Northwestern	W	22-5

1987 – RECORD: 15-29

MCC: 2-6 (1st East)

3/7	at Indiana	L	3-4
3/7	at Indiana	L	2-4
3/8	at Indiana	L	0-3

Spring Break Trip

San Antonio, Texas (6-4)

3/14	at Schreiner	W	3-1
3/14	at Schreiner	W	4-1
3/15	vs. St. Edward's (@Keefe)	L	3-5
3/16	vs. SW TX (@Keefe)	W	10-5
3/17	vs. Inc. Word (@Trinity)	W	8-6
3/17	vs. Inc. Word (@Trinity)	L	7-8
3/18	Baylor (@Keefe)	L	4-9
3/19	at St. Mary's (TX)	L	3-7
3/20	at Texas Lutheran	W	3-1
3/21	at St. Mary's (TX)	W	8-1

3/28	at Ball State	L	2-4
3/28	at Ball State	W	3-2
3/29	Indiana	L	5-11
4/1	Valparaiso	L	5-9
4/4	Wisconsin	L	0-7
4/4	Wisconsin	L	0-7
4/5	Wisconsin	L	1-3
4/5	Wisconsin	L	1-5
4/7	Michigan State	L	10-13
4/7	Michigan State	L	8-10

4/8	at Illinois-Chicago	W	20-3
4/11	at Tulane	L	3-11
4/11	at Tulane	W	8-6
4/12	at Tulane	L	1-7
4/18	at Detroit	L	2-3
4/18	at Detroit	L	2-6
4/19	St. Joseph's (IN)	W	6-3
4/19	St. Joseph's (IN)	W	6-5
4/21	Bethel	W	10-1
4/23	Butler	L	5-6
4/25	vs. St. Louis (@Sauget, IL)	L	1-3
4/25	vs. St. Louis (@Sauget, IL)	W	5-2
4/26	vs. St. Louis (@Sauget, IL)	L	2-3
4/27	Western Michigan	L	5-7
4/28	Purdue	L	5-8
4/30	at DePauw	W	13-3
4/30	at DePauw	L	3-5
5/2	Xavier	L	0-2
5/2	Xavier	W	4-1
5/3	at Northwestern	L	0-1
5/4	Northwestern	L	6-7



**Pat
Murphy**

1988-94
Seven seasons
318-116-1 (.732)

1988 – RECORD: 39-22

MCC: 9-3 (1st East)

MCC Tournament

2/25	at Duke	W	14-11
2/26	at Duke	L	6-9
2/27	at Wake Forest	L	10-17
2/28	at Wake Forest	L	5-12
3/6	at Indiana	L	1-10
3/6	at Indiana	L	4-7
3/9	Goshen	W	10-0

Spring Break Trip

San Antonio, Texas (4-5)

3/12	at Schreiner	L	0-4
3/12	at Schreiner	W	19-2
3/14	at St. Edward's	L	4-5
3/14	at Texas Lutheran	W	7-3
3/14	at Texas Lutheran	W	8-2
3/17	at Incarnate Word	L	2-10
3/18	vs. Cornell (@Keefe)	W	16-2
3/19	at St. Mary's (TX) (8)	L	6-7
3/19	at St. Mary's (TX)	L	1-3

3/23	at Bethel	W	5-1
3/23	at Bethel	W	2-1
3/25	Wisconsin	L	2-9
3/26	at Butler	W	5-1
3/26	at Butler (8)	W	3-2
3/27	Chicago State (CS)	W	3-1
3/27	Chicago State (CS)	W	3-0
3/30	Dayton (CS)	L	0-3
3/30	Dayton (CS)	W	12-2
3/31	Dayton (CS)	W	3-2
3/31	Dayton (CS)	L	2-4
4/4	at Bowling Green	W	11-7
4/5	Northeastern Illinois	W	5-4
4/9	at Xavier	W	14-2
4/9	at Xavier	W	13-4
4/10	at Xavier	W	6-1
4/10	at Xavier	W	7-6
4/12	at Purdue	L	7-11
4/13	Northwestern	L	0-5
4/16	Detroit	W	9-8
4/16	Detroit	W	12-11
4/17	Detroit	L	12-14
4/17	Detroit	W	16-11
4/19	at Western Michigan	L	10-28
4/21	IUPUI (CS)	L	5-10
4/23	at Michigan State	L	1-13
4/23	at Michigan State	L	5-6
4/24	Illinois-Chicago	W	8-1
4/24	Illinois-Chicago	W	8-1
4/26	Purdue	W	5-2

5/7	at Valparaiso	W	10-2
5/7	at Valparaiso	W	9-3
5/8	Valparaiso	W	12-3
5/8	Valparaiso	W	6-5
5/9	Tri-State	W	8-2
5/9	Tri-State	W	16-5
5/10	at Illinois-Chicago	W	10-3
5/10	at Illinois-Chicago	W	8-4
5/11	at Ball State	W	13-4
5/11	at Ball State	W	2-0
5/17	University of Chicago	W	11-2
5/17	University of Chicago	W	8-5

MCC Tournament

Coveleski Stadium

South Bend, Indiana (1-2)

5/20	Butler	W	11-6
5/21	Detroit	L	4-5
5/22	Evansville	L	6-9

CS-Coveleski Stadium

1989 – RECORD: 48-19-1

MCC: 22-9 (2nd East)

MCC Tournament Champions

NCAA Tournament Team

2/23	at Trinity	W	12-2
2/23	at Trinity	W	12-4
2/24	at Texas	W	12-9
2/25	at St. Mary's (TX)	L	0-5
2/25	at St. Mary's (TX)	W	4-2
3/5	vs. Pitt. (@Orlando)	W	16-9
3/6	at Rollins College	L	1-8
3/8	at Miami (FL)	W	4-2
3/9	vs. Vanderbilt (@Rollins)	L	2-11
3/10	vs. Penn. (@Orlando)	W	15-8
3/11	vs. Columbia (@Orl.)	W	9-2
3/18	at Duke	W	5-4
3/19	vs. St. Bon. (@Duke)	W	5-2
3/19	at Duke	L	2-8
3/23	at Butler	W	15-1
3/23	at Butler	W	12-3
3/25	at Indiana	L	0-10
3/29	Chicago State	W	7-1
4/1	at Saint Louis	W	1-0
4/1	at Saint Louis	W	6-2
4/5	Illinois-Chicago	W	13-2
4/5	Illinois-Chicago	L	0-5
4/9	at Xavier	W	3-2
4/9	at Xavier	W	12-3
4/10	at Xavier	W	12-1
4/10	at Xavier	W	6-3
4/12	at Illinois-Chicago	W	5-0
4/12	at Illinois-Chicago	W	6-3
4/13	Butler	W	5-1
4/13	Butler	W	11-6
4/15	at Dayton	W	6-5
4/15	at Dayton	W	13-4
4/16	at Dayton	L	3-7
4/16	at Dayton	W	22-9
4/19	Northwestern	W	10-8
4/20	Tri-State	W	16-5
4/22	Detroit (CS)	L	0-1
4/22	Detroit (CS)	W	7-2
4/23	Detroit (CS)	L	3-6
4/23	Detroit (CS)	L	4-5
4/26	Indiana	W	11-7
4/27	at Chicago State	W	7-4
4/27	at Chicago State	L	4-5
4/29	Xavier	W	3-0
4/29	Xavier	W	11-6
4/30	Xavier	W	8-5
4/30	Xavier	L	2-6
5/1	at Valparaiso	W	5-4
5/2	Valparaiso	W	15-14
5/4	at Northwestern	T	5-5
5/6	at Detroit	L	2-4
5/6	at Detroit	L	2-4
5/7	at Detroit	L	6-7
5/7	at Detroit	W	7-6

Did You Know? ...

The Notre Dame baseball team – under first-year head coach Pat Murphy – won 39 games in 1988, setting in motion a 19-year period in which the Irish averaged nearly 45 wins per season (from 1988-2006) while advancing to the NCAA's 13 times in that span.

5/13	Dayton	W	9-4
5/13	Dayton	W	3-2
5/14	Dayton	L	3-5
5/14	Dayton	W	14-0

MCC Tournament

Coveleski Stadium

South Bend, Indiana (6-1)

5/17	Butler	W	13-1
5/18	Detroit	L	15-16
5/19	Saint Louis	W	10-6
5/20	Dayton	W	20-4
5/20	Evansville	W	11-2
5/20	Detroit	W	4-1
5/20	Detroit	W	21-10

NCAA Tournament – West II Regional,

Fresno, California (1-2)

5/26	at Fresno State	L	8-9
5/27	vs. Portland	W	8-6
5/28	at Fresno State	L	4-11

CS-Coveleski Stadium

1990 – RECORD: 46-12

MCC: 18-2 (1st East)

MCC Tournament Champions

MCC Tournament

2/5	Goshen	W	3-0
2/23	at Hawaii	L	0-6
2/24	at Hawaii	L	7-12
3/2	at Texas	L	3-5
3/3	at St. Mary's (TX)	W	3-2
3/3	at St. Mary's (TX)	W	5-1
3/4	at Trinity	W	5-4
3/10	at Saint Louis	W	10-2
3/11	vs. Bradley (@SLU)	W	10-2
3/11	vs. N. Iowa (@SLU)	W	6-1

College Baseball Classic

Kingdome

Seattle, Washington (3-1)

3/16	vs. Air Force	W	4-3
3/16	vs. Washington	W	8-4
3/17	vs. Duke	L	2-4
3/17	vs. Air Force	W	4-3
3/25	at Butler	W	3-1
3/25	at Butler	W	4-2
3/28	at Purdue	L	8-10
3/31	Saint Louis (CS)	W	5-0
4/7	Dayton	W	11-3
4/7	Dayton	W	6-4
4/8	Dayton	W	7-1
4/8	Dayton	W	10-9



Second baseman Greg Layson – who ranks fifth in Notre Dame history with 80 career stolen bases – earned first team all-Midwestern Collegiate Conference honors in 1991, as the second of six Notre Dame freshmen ever named first team all-conference (since '83), with that group including outfielder Scott Sollmann ('94) and his brother Steve ('01), an All-America second baseman.

1993 – RECORD: 46-16

MCC: 23-4 (1st East)
MCC Tournament Champion
NCAA Tournament

3/8	at Arizona State	W	11-4
3/9	at Arizona	L	6-19
3/10	at Arizona	L	9-10
3/13	at Wichita State	L	11-14
3/14	at Wichita State	W	8-6
3/19	at Kentucky	W	7-6
3/20	at Kentucky	L	10-13
3/21	at Kentucky	L	7-8
3/21	at Kentucky	L	6-9
3/27	at Xavier (7)	W	6-0
3/27	at Xavier	W	18-5
3/28	at Xavier	W	14-4
3/28	at Xavier	W	8-4
4/3	at Butler	L	1-3
4/3	at Butler (7)	W	3-0
4/4	at Butler	W	17-9
4/4	at Butler	W	18-3
4/6	Illinois (CS)	L	4-11
4/7	at Purdue	W	2-1
4/9	La Salle (CS)	W	4-3
4/10	La Salle (CS)	W	20-0
4/10	La Salle (CS)	W	6-2
4/11	La Salle (CS) (7)	W	8-3
4/12	Cleveland State	W	8-3
4/12	Cleveland State	W	11-5
4/18	at Duquesne (7)	W	5-1
4/18	at Duquesne	W	11-0
4/19	at Duquesne	W	12-8
4/19	at Duquesne (5)	W	11-0
4/20	Toledo	W	5-2
4/20	Toledo (7)	W	2-1
4/21	Purdue (CS)	W	7-5
4/24	at Evansville	L	3-11
4/24	at Evansville	W	6-0
4/25	at Evansville (5)	L	0-3
4/27	Valparaiso (CS) (7)	L	1-2
4/27	Valparaiso (CS)	W	6-5
4/28	Indiana State (CS)	L	0-2
5/1	Detroit Mercy	W	2-0
5/1	Detroit Mercy	W	4-2
5/2	Detroit Mercy (7)	W	10-3
5/2	Detroit Mercy	L	2-8
5/10	at Indiana State	W	20-9
5/11	Illinois-Chicago	W	19-6
5/12	at Northwestern	W	10-1
5/13	at Cleveland State	W	10-8
5/13	at Cleveland State	W	10-4
5/14	Dayton (7)	W	9-4
5/14	Dayton	W	14-6
5/15	Dayton	W	15-4
5/15	Dayton	W	19-12
5/17	Central Michigan	W	7-4

MCC Tournament (4-1)

Coveleski Stadium South Bend, Indiana

5/18	Duquesne	W	18-4
5/19	Butler	W	15-2
5/20	Detroit Mercy	W	14-8
5/21	Evansville	L	1-5
5/22	Evansville	W	22-5

4/12	Purdue (CS)	W	14-2
4/14	at Xavier	W	6-4
4/15	at Xavier	L	2-3
4/15	at Xavier	W	4-2
4/16	at Xavier	W	2-0
4/18	Northwestern (CS)	L	3-7
4/19	Butler	L	7-8
4/19	Butler	W	3-2
4/22	at Dayton	W	11-1
4/22	at Dayton	W	14-2
4/23	at Dayton	W	7-3
4/23	at Dayton	L	5-6
4/24	Chicago State (CS)	W	5-4
4/24	Chicago State (CS)	W	12-4
4/25	Chicago State (CS)	W	6-3
4/25	Chicago State (CS)	W	3-2
4/28	at Detroit	W	3-2
4/28	at Detroit	W	10-9
4/29	at Detroit	W	4-3
4/29	at Detroit	W	4-2
4/30	at Illinois-Chicago	W	10-8
4/30	at Illinois-Chicago	L	8-9
5/2	Valparaiso	W	6-4
5/2	Valparaiso	W	11-1
5/5	Xavier	W	8-6
5/5	Xavier	W	17-13
5/6	Xavier	W	6-2
5/6	Xavier	W	14-4
5/13	Detroit	W	7-1
5/13	Detroit	W	8-4
5/15	Chicago	W	9-1
5/15	Chicago	W	4-1

MCC Tournament

Coveleski Stadium

South Bend, Indiana (2-2)

5/17	Butler	W	6-0
5/18	Evansville	L	3-7
5/18	Dayton	W	16-3
5/19	Evansville	L	7-8

CS-Coveleski Stadium

1991 – RECORD: 45-16

MCC: 18-5 (2nd East)
MCC Tournament Champion

Oakland A's Tournament (2-2)

Phoenix, Arizona

2/21	vs. Dartmouth	W	4-2
2/22	vs. Nebraska	W	8-5
2/23	vs. Ohio State	L	1-6
2/24	vs. Ohio State (11)	L	11-12

3/1	at Texas	W	13-4
3/2	at St. Mary's (TX)	W	6-4
3/2	at St. Mary's (TX)	W	9-3
3/3	at Trinity	W	8-2
3/3	at Trinity	W	8-3

Diamond Club Classic (1-3)

Mobile, Alabama

3/9	at South Alabama	L	7-9
3/10	vs. Michigan	L	5-6
3/11	at Tulane	L	3-5
3/12	at Louisiana State	W	6-3

College Baseball Classic (4-0)

Kingdome

Seattle, Washington

3/15	vs. Air Force	W	9-6
3/15	vs. Northwestern	W	7-0
3/16	vs. Washington	W	9-7
3/17	vs. Washington	W	4-2
3/22	at Virginia	L	6-12
3/24	at Virginia	W	12-0
3/24	at Virginia	L	2-5

Oscar Mayer Classic (0-3)

Metrodome

Minneapolis, Minnesota

3/29	vs. Stanford	L	3-7
3/30	vs. Minnesota	L	5-9
3/31	vs. UCLA	L	3-6

4/6	at Evansville	L	0-5
4/6	at Evansville	W	12-6
4/7	at Evansville	L	1-2
4/7	at Evansville	W	5-0

4/11	at Tri-State	W	10-6
4/13	Xavier	W	12-5
4/14	Xavier	W	7-6
4/14	Xavier	W	9-3
4/15	Illinois-Chicago (CS)	W	4-0
4/15	Illinois-Chicago (CS)	W	1-0
4/17	Chicago State (CS)	W	5-1
4/17	Chicago State (CS)	W	5-0
4/18	at Michigan	W	11-6
4/20	at Butler	W	11-0
4/20	at Butler	W	5-1
4/21	at Butler	W	2-1
4/21	at Butler	W	7-2
4/24	Indiana State (CS)	W	6-5
4/27	Saint Louis	W	8-5
4/27	Saint Louis	W	18-7
4/28	Saint Louis	W	2-1
4/28	Saint Louis	L	1-3
5/1	Valparaiso	W	12-0
5/1	Valparaiso	W	11-5
5/4	Detroit	L	5-6
5/4	Detroit	L	4-7
5/5	Detroit	W	6-2
5/5	Detroit	W	7-1
5/11	at Dayton	W	6-4
5/11	at Dayton	W	20-0
5/12	at Dayton	W	10-2
5/12	at Dayton	W	12-8
5/13	Western Michigan	L	5-8
5/14	Chicago	W	18-14

MCC Tournament (4-0)

Coveleski Stadium

South Bend, Indiana

5/15	Dayton	W	8-2
5/16	Detroit	W	9-7
5/17	Evansville	W	12-5
5/18	Evansville	W	12-5

CS – Coveleski Stadium

1992 – RECORD: 48-15

MCC: 18-2 (1st East)
MCC Tournament Champion
NCAA Tournament

Service Academies Classic (4-0)

Millington, Tennessee

2/28	vs. Army	W	2-1
2/28	vs. Navy	W	7-6
2/29	vs. Air Force	W	12-4
3/1	vs. Memphis State (7)	W	10-0

Big Four Classic (3-1)

Louisville, Kentucky

3/6	at Louisville	W	3-2
3/7	vs. Kentucky	L	1-8
3/7	vs. Indiana	W	4-1
3/8	vs. Kentucky	W	6-2

College Baseball Classic (3-1)

Kingdome

Seattle, Washington

3/12	vs. Washington	W	4-0
------	----------------	---	-----

3/13	vs. Brigham Young	L	3-7
3/14	vs. Yale	W	13-7
3/15	vs. Washington State	W	9-6
3/20	at Arizona State	L	2-16
3/21	at Arizona State	L	5-10
3/22	at Arizona State	L	5-9
3/27	at Miami (FL)	W	2-1
3/28	at Miami (FL)	L	6-18
3/29	at Miami (FL) (11)	L	5-6
4/4	Ball State (CS) (7)	W	7-1
4/4	Ball State (CS)	L	0-3
4/5	Western Michigan (CS)	W	9-1
4/6	Toledo (CS)	W	13-7
4/8	Purdue (CS)	L	4-5
4/10	Evansville (CS)	W	6-0
4/11	Evansville (7)	W	5-1
4/11	Evansville (7)	W	7-3
4/12	Evansville	W	4-0
4/15	Illinois (CS)	L	2-7
4/16	at Purdue (5)	W	7-0
4/17	Butler (CS) (7)	W	10-0
4/17	Butler (CS)	W	4-3
4/18	Butler (CS) (8)	W	1-0
4/18	Butler (CS)	W	6-2
4/20	at Indiana State	W	18-7
4/21	at Illinois	L	12-13
4/25	at Xavier (7)	L	0-1
4/25	at Xavier	W	5-3
4/26	at Xavier	W	11-5
4/26	at Xavier	W	9-1
4/29	Illinois-Chicago (CS)	W	2-1
4/29	Illinois-Chicago (CS)	W	9-2
4/30	Eastern Michigan	W	6-1
5/1	Cleveland State (5)	W	22-3
5/1	Cleveland State	W	20-9
5/2	at Detroit Mercy (5)	W	16-1
5/2	at Detroit Mercy (5)	W	20-0
5/3	at Detroit Mercy (7)	W	11-2
5/3	at Detroit Mercy	W	5-1
5/8	Michigan (CS)	W	5-3
5/9	Dayton (7)	L	2-5
5/9	Dayton (11)	W	7-5
5/10	Dayton (7)	W	7-1
5/10	Dayton	W	10-5
5/11	Bowling Green (CS)	W	6-5

MCC Tournament

Coveleski Stadium

South Bend, Indiana (4-0)

5/13	Xavier	W	3-2
5/14	Dayton	W	10-1
5/15	Detroit Mercy	W	11-2
5/16	Evansville	W	8-1

NCAA Tournament

Atlantic Regional

Miami, Florida (3-2)

5/22	vs. South Carolina	L	1-5
5/23	at Miami	W	6-3
5/24	vs. Delaware	W	12-6
5/25	vs. South Carolina	W	11-2
5/25	at Miami	L	1-5

CS-Coveleski Stadium



Notre Dame's 1993 NCAA Tournament East Regional Team (46-16)

(kneeling, from left) Greg Layson, A.J. Jones, Mark Mapes, Bob Lisanti, Robbie Kent, David Sinnes, assistant coach Brian Cleary, Robbie Birk, Casey Clevenger, Dewan Simon, junior manager Dave Walters; (middle row, from left) senior manager Ed Smith, athletic trainer Mike Bean, George Restovich, Tom Price, Edwin Hartwell, assistant coach Gary Tuck, head coach Pat Murphy, assistant coach Cory Mee, Craig DeSensi, Bill Fideli, Marty DeGraff and Matt Haas; (back row, from left) Eric Danapilis, Tim Kraus, Garret Carlson, Alan Walania, Dan Adams, Ryan Topham, Paul Failla, Chris Michalak, Craig Allen, Korey Wroblewski and Colin Rittgers (not pictured: Rowan Richards).

Year-by-Year Results

NCAA Tournament (3-2)

East Regional

Tallahassee, Florida

5/27	vs. Mississippi State	W	15-1
5/28	at Florida State (11)	L	3-7
5/29	vs. Central Florida	W	12-3
5/29	at Florida State	W	4-3
5/30	vs. Long Beach State	L	3-13
CS - Coveleski Stadium			

1994 - RECORD: 46-16

MCC: 14-4 (1st East)

MCC Tournament Champion

NCAA Tournament

3/5	at Tulane	W	8-2
3/6	at Tulane	W	9-0
3/7	at Tulane	L	2-6
3/10	at Alabama	L	2-5
3/11	at Alabama	W	5-4
3/12	at Alabama	W	10-7

College Baseball Classic (1-2)

Kingdome

Seattle, Washington

3/17	vs. Tennessee	L	5-8
3/18	vs. Washington	L	2-4
3/19	vs. Brigham Young	W	7-2

3/26	at LaSalle	W	9-2
3/26	at LaSalle	W	21-1
3/30	Indiana	W	7-6
4/2	Miami (FL)	L	7-19
4/2	Miami (FL)	L	2-5
4/3	Miami (FL)	L	2-4
4/7	Toledo	W	5-3
4/8	Xavier	W	13-2
4/9	Xavier	W	11-6
4/9	Xavier	W	14-3
4/10	Xavier	W	15-3
4/12	Illinois-Chicago	W	14-1
4/15	Wisconsin-Milwaukee	W	12-3
4/15	Wisconsin-Milwaukee	W	14-8
4/16	at Butler	L	1-3
4/16	at Butler	W	8-0
4/17	at Butler	W	3-0
4/17	at Butler	W	10-3
4/18	Cleveland State	W	18-4
4/18	Cleveland State	W	14-5
4/19	Purdue	W	8-1
4/21	Valparaiso	W	15-1



Outfielder Rowan Richards was a top reserve as a freshman on Notre Dame's 1993 team before cracking the starting lineup in 1995 and '96.

4/23	Evansville	W	3-2
4/23	Evansville	L	5-9
4/24	Evansville	W	7-6
4/24	Evansville	W	12-0
4/25	Goshen	W	11-5
4/25	Goshen	W	8-7
4/27	Indiana State	W	4-0
4/29	Northern Iowa	W	3-0
5/6	Saint Louis	W	14-3
5/7	Saint Louis	W	11-5
5/8	Saint Louis	W	6-4
5/9	Central Michigan	W	5-4
5/10	at Purdue	W	12-5
5/12	at Indiana State	L	8-11
5/13	Detroit	W	5-4
5/13	Detroit	L	8-9
5/14	Detroit	L	5-10
5/14	Detroit	W	5-4
5/16	Chicago State	W	5-1
5/16	Chicago State	W	8-2
5/17	Eastern Illinois	L	4-8
5/17	Eastern Illinois	W	10-3

MCC Tournament (4-1)

Coveleski Stadium

South Bend, Indiana


5/18	LaSalle	W	21-1
5/19	Detroit	L	6-7
5/19	Butler	W	11-3
5/20	Evansville	W	13-3
5/21	Evansville	W	10-2

NCAA Tournament (2-2)

East Regional

Clemson, South Carolina

5/26	vs. Old Dominion	L	5-9
5/27	at Clemson	W	8-1
5/28	vs. The Citadel	W	5-1
5/29	vs. Auburn	L	0-8



Paul Mainieri

1995-2006

12 seasons

533-213-3 (.714)

1995 - RECORD: 40-21

MCC: 11-4 (1st West)

MCC Tournament Runner-Up

Anaheim Classic (1-2)

Fullerton, California

2/24	vs. Texas	L	6-10
2/25	at Cal State Fullerton	L	3-20
2/26	vs. Pepperdine	W	14-5

College Baseball Classic (3-0)

Kingdome

Seattle, Washington

3/3	vs. Washington	W	21-10
3/4	vs. Washington State	W	2-1
3/5	vs. Nevada	W	11-4

Irish Baseball Classic (2-2)

Wolff Stadium

San Antonio, Texas

3/11	vs. George Washington	W	3-0
3/12	vs. Baylor	L	1-2
3/13	vs. Nebraska	W	5-3
3/14	vs. Baylor	L	4-10

Wolff Stadium (2-2)

San Antonio, Texas

3/15	vs. Texas-Pan American	W	7-6
3/15	vs. Texas-Pan American	L	1-5
3/16	vs. Texas-Pan American	W	13-4
3/19	vs. Texas-San Antonio	L	3-7

3/21	at Indiana State	L	8-12
3/24	at Miami (FL)	L	4-9
3/25	at Miami (FL)	L	4-12
3/26	at Miami (FL)	W	5-2




3/28	at Indiana	W	12-3
3/29	Bowling Green	L	4-5
3/30	Cincinnati	W	5-4
4/1	Butler	W	11-5
4/1	Butler	W	15-5
4/2	Butler	W	3-1
4/2	Butler	W	17-5
4/5	Chicago State	W	4-1
4/6	at Bowling Green	W	17-8
4/7	Wisconsin-Milwaukee	L	6-10
4/8	Wisconsin-Milwaukee	W	7-6
4/8	Wisconsin-Milwaukee	W	10-1
4/11	Illinois	W	15-4
4/12	at Purdue	L	2-5
4/13	Siena Heights	W	13-2
4/15	Detroit	W	4-2
4/16	Detroit	W	11-5
4/18	Duquesne	W	11-1
4/18	Duquesne	W	16-1
4/19	Purdue	W	7-2
4/21	Indianapolis	W	4-3
4/21	Indianapolis	W	3-2
4/22	Illinois-Chicago	W	6-0
4/22	Illinois-Chicago	W	10-3
4/23	Illinois-Chicago	W	11-0
4/23	Illinois-Chicago (10)	L	4-6
4/25	Alabama	W	5-3
4/26	Alabama	L	1-9
4/27	Eastern Illinois	W	9-3
4/29	at Northern Illinois	L	3-4
4/29	at Northern Illinois	L	5-6
4/30	at Northern Illinois	W	17-7
4/30	at Northern Illinois	W	7-4
5/2	vs. Michigan (OKP) (16)	L	6-7
5/4	at Central Michigan	L	3-8
5/4	at Central Michigan	L	7-8
5/5	Northeastern Illinois	W	4-1
5/5	Northeastern Illinois	W	3-1

MCC Tournament (3-2)

Coveleski Stadium

South Bend, Indiana



Scott Sollmann led Notre Dame in 1995 with a .402 season batting average and stands fourth in Notre Dame history with a .372 career mark. He also set Irish records for stolen bases in a season (52, 1996) and career (101) before signing with the Detroit Tigers after his junior season.

Notre Dame returned to the NCAAs in 1996, as part of a wild 62-game season that featured the program's first year in the BIG EAST Conference and a strong runner-up showing at the BIG EAST Tournament.

5/13	Xavier	W	9-7
5/14	Wright State	W	11-8
5/15	Wright State	L	6-8
5/16	Northern Illinois	W	12-4
5/16	Wright State	L	5-8
OKP - Old Kent Park (Grand Rapids, MI)			

1996 - RECORD: 44-18

BIG EAST: 13-7 (3rd National)

BIG EAST Tournament Runner-Up

NCAA Tournament

2/17	at Georgia Tech	L	4-12
2/18	at Georgia Tech	L	4-9

Service Academies Classic (3-1)

Millington, Tennessee

2/23	vs. Army (7)	W	12-3
2/23	vs. Navy (7)	W	1-0
2/24	vs. Air Force (7)	W	12-8
2/25	vs. Memphis	L	2-4

3/1	at New Orleans	W	8-3
3/2	at New Orleans	L	7-11
3/3	at New Orleans	L	7-12

Husky Classic (2-1)

Kingdome

Seattle, Washington

3/8	vs. Lewis and Clark St.	W	12-6
3/9	vs. Long Beach St. (8)	W	8-4
3/10	vs. Washington (6)	L	1-2


Irish Baseball Classic (4-0)

Wolff Stadium

San Antonio, Texas

3/13	vs. Oral Roberts	W	6-2
3/14	vs. Southern Illinois	W	6-2
3/15	vs. Indiana	W	10-4
3/16	vs. Oral Roberts	W	10-6

3/23	at Boston College (7)	W	9-0
3/23	at Boston College	W	6-1
3/24	at Providence (7)	L	2-18
3/24	at Providence	W	10-7
3/27	Indiana State	W	5-4
3/28	Northeastern Illinois	W	6-3
3/30	Indiana Tech (7)	W	5-0
3/30	Indiana Tech	W	13-4
4/1	Butler	W	3-0
4/2	Bowling Green	W	7-2
4/3	Eastern Illinois	W	5-0
4/4	St. John's (7)	W	7-3
4/6	Connecticut (7)	W	7-6
4/6	Connecticut	L	9-10
4/8	Wisconsin-Milwaukee	W	8-6
4/10	Chicago State	W	10-7
4/11	Toledo	W	8-6
4/13	Rutgers (8)	L	2-4
4/13	Rutgers	W	5-3
4/14	Rutgers	L	7-10
4/16	at Northwestern	W	11-10



Christian Parker's strong 1996 season (8-3, 4.24 ERA, 56 Ks) led to him being selected by the Montreal Expos in the fourth round of the 1996 draft. He later was traded to the New York Yankees organization and drew an opening-week start with the Yankees in 2001.

4/17	Purdue	W	7-4
4/18	Valparaiso	W	11-3
4/20	at Georgetown (7)	L	3-6
4/20	at Georgetown	W	7-3
4/21	at Georgetown	W	7-0
4/23	at Illinois	L	3-13
4/24	St. Norbert (7)	W	13-0
4/24	St. Norbert (7)	W	13-1
4/27	West Virginia (7)	L	4-6
4/27	West Virginia	L	5-8
4/30	Pittsburgh (7)	W	8-3
4/30	Pittsburgh	W	2-0
5/2	Michigan	W	8-3
5/4	Seton Hall (7)	W	7-1
5/4	Seton Hall	W	15-1
5/5	Seton Hall	W	10-1

BIG EAST Championship (4-2) Dodd Stadium

Norwich, Connecticut

5/14	vs. West Virginia	L	8-10
5/15	vs. Villanova	W	7-3
5/17	vs. Providence	W	4-2
5/17	vs. St. John's	W	4-0
5/18	vs. West Virginia	W	5-2
5/18	vs. West Virginia	L	4-7

NCAA Tournament (1-2) South I Regional

University of Alabama Tuscaloosa, Alabama

5/23	vs. Virginia	W	12-1
5/24	vs. Stetson	L	6-7
5/25	vs. Virginia	L	1-7

1997 - RECORD: 41-19

BIG EAST: 15-6 (1st National)
BIG EAST Tournament: 2-2

Long Beach State Classic (0-3)

Blair Field

Long Beach, California

2/21	at Long Beach State	L	8-10
2/22	vs. USC	L	4-14
2/23	vs. Mississippi (8)	L	5-11

Service Academies Classic (2-0)

USA Stadium

Millington, Tennessee

2/27	vs. Chris. Br. (non-SAC)	W	12-1
2/27	vs. Army (7)	W	8-0
2/28	vs. Arkansas (7)	W	8-5

Wolff Stadium (2-3)

San Antonio, Texas

3/7	vs. Southwest Texas	W	9-5
3/8	vs. Penn State	L	2-9
3/9	vs. Texas-Pan Am.	W	5-4
3/10	vs. Texas-Pan Am. (7)	L	0-2
3/10	vs. Texas-Pan Am. (7)	L	2-5

Irish Baseball Classic (3-2)

Wolff Stadium

San Antonio, Texas

3/12	vs. Penn State (11)	W	9-8
3/13	vs. Creighton	W	7-3
3/14	vs. Northeastern Ill.	W	7-2
3/15	vs. NE Illinois (7, non-IBC)	L	5-10
3/15	vs. Creighton	L	5-8
3/20	IUPUI (12)	W	8-7
3/22	at Seton Hall (7)	L	4-5
3/22	at Seton Hall	L	0-16
3/23	at Seton Hall	L	10-16
3/25	Western Michigan	W	16-6
3/26	Northeastern Illinois	W	11-4
3/27	Central Michigan	W	14-9
3/29	at Connecticut (7)	W	7-2
4/2	Eastern Illinois	W	7-5
4/3	Wis.-Milwaukee (7)	W	12-7
4/3	Wis.-Milwaukee (7)	L	1-2
4/5	Providence (7)	W	10-5
4/5	Providence	W	14-10
4/6	Boston College (7)	W	11-6
4/6	Boston College	W	16-3
4/10	IUPUI (7)	W	11-3
4/10	IUPUI (7)	W	6-3
4/13	at Rutgers (7)	W	3-2
4/13	at Rutgers	L	14-15
4/14	at Rutgers	W	6-5
4/15	at Purdue	W	6-4
4/16	Bowling Green	W	4-0
4/17	Indiana Tech (10)	W	8-7
4/19	Villanova (7)	W	4-3
4/19	Villanova	W	14-3
4/20	Villanova	W	10-8
4/22	vs. Michigan (OKP)	L	3-4



Mike Amrhein was a 99th-round pick of the New York Yankees after a disappointing junior season ('96) but he returned for a memorable 1997 (.394, 14 HR, 71 RBI) and was selected in the 10th round by the Chicago Cubs.



Notre Dame's record-setting 1997 lineup, led by assistant coach Cory Mee (from left), included the following players (listed in typical batting order): senior CF Randall Brooks (.366, 3 HR), freshman RF Jeff Perconte (.283, 3 HR), senior C/DH Mike Amrhein (.394, 14 HR), sophomore DH/C Jeff Wagner (.374, 17 HR), freshman SS Brant Ust (.372, 11 HR), sophomore LF Allen Greene (.365, 7 HR), freshman 1B Jeff Felker (.319, 4 HR), junior 2B Todd Frye (.308, 0 HR) and senior 3B J.J. Brock (.365, 3 HR).

4/23	Northwestern	L	3-12
4/24	Toledo	W	15-9
4/26	at West Virginia (7)	L	5-7
4/26	at West Virginia	W	7-6
4/27	at Pittsburgh (8)	W	11-8
4/27	at Pittsburgh	L	6-7
4/29	Valparaiso	W	10-6
5/1	Chicago State	W	7-5
5/3	Georgetown (7)	W	14-0
5/3	Georgetown	W	11-1
5/4	Georgetown	W	12-1
5/9	IUPUI	W	14-3
5/10	University of Chicago	W	3-1

BIG EAST Championship (2-2)

Dodd Stadium

Norwich, Connecticut

5/13	vs. Villanova	L	5-10
5/14	vs. Seton Hall	W	4-3
5/15	vs. West Virginia	W	8-1
5/15	vs. Villanova (11)	L	4-5

OKP - Old Kent Park (Grand Rapids, MI)

1998 - RECORD: 41-17

BIG EAST: 15-4 (1st)

BIG EAST Tournament Runner-Up

ACC/Disney Blast (1-2)

Disney Wide World of Sports Stadium

Orlando, Florida

1/30	vs. Florida State	W	10-1
1/31	vs. North Carolina State	L	8-10
2/1	vs. Duke	L	1-3

2/14	at New Orleans (11)	L	3-4
2/14	vs. Loyola (@ UNO, LA)	W	5-2
2/20	at Miami (FL)	L	3-18
2/21	at Miami (FL)	L	2-27
2/22	at Miami (FL)	L	3-17
2/25	Central Michigan	W	7-5

Diamond Classic (3-0)

Bosse Field

Evansville, Indiana

2/27	vs. Evansville	W	6-1
2/28	vs. Purdue	W	12-6
3/1	vs. Indiana	W	6-5

Wolff Stadium (2-1)

San Antonio, Texas

3/7	vs. Southwest Texas	L	4-9
3/8	vs. Southwest Texas	W	8-0
3/9	vs. Brigham Young	W	15-4

Irish Baseball Classic (1-0)

Wolff Stadium

San Antonio, Texas

3/11	vs. So. Illinois	W	4-3
------	------------------	---	-----

Did You Know? ...

Notre Dame ended the 1994 season with an 8-0 shutout loss to Auburn in the NCAA's but the Irish then scored in their next 133 games (1995-97) to set the team record for scoring streak. That mark was broken with a 231-game scoring streak from 1999-2002 while the 2002-06 teams combined to score in 215 straight.

3/24	Cincinnati	W	3-2
3/25	Indiana Tech	L	2-7
3/26	Northeastern Illinois (7)	L	4-10
3/26	Northeastern Illinois (7)	W	11-6
3/27	Indiana Tech	W	15-3
3/28	Georgetown (7)	W	7-6
3/28	Georgetown	W	19-7
3/29	Georgetown	W	10-2
4/1	Western Michigan	W	8-1
4/2	Bowling Green (11)	W	6-4
4/4	at Boston College (7)	W	5-2
4/4	at Boston College	W	6-4
4/5	at Boston College	W	16-6
4/7	Ball State	L	3-4
4/8	Chicago State	W	11-5
4/11	Villanova (7)	W	9-4
4/11	Villanova	W	14-10
4/13	Wis.-Milwaukee (7)	W	4-1
4/14	Manchester (7)	W	11-1
4/14	Manchester (7)	W	3-2
4/15	Purdue	W	7-1
4/18	vs. Pittsburgh (TRS) (7)	W	11-0
4/18	vs. Pittsburgh (TRS)	W	12-1
4/21	vs. Michigan (OKP)	W	9-1
4/22	Valparaiso (9)	W	1-0
4/22	Valparaiso (7)	W	3-1
4/23	Toledo	W	15-4
4/25	at Seton Hall (7)	L	4-5
4/25	at Seton Hall	W	11-3
4/27	at Seton Hall	W	6-1
4/28	Michigan State	L	1-4
5/2	West Virginia (7)	W	4-3
5/2	West Virginia (10)	L	9-11
5/3	West Virginia (15)	W	5-3
5/9	St. John's (7)	L	0-3
5/9	St. John's	W	2-1
5/10	St. John's	L	5-6

BIG EAST Championship (3-2)

Dodd Stadium

Norwich, Connecticut

5/13	vs. West Virginia	W	5-4
5/14	vs. St. John's	W	3-2
5/15	vs. Rutgers (10)	L	6-7
5/16	vs. Providence	W	9-7
5/16	vs. Rutgers	L	0-12

OKP - Old Kent Park (Grand Rapids, MI)

TRS - Three Rivers Stadium (Pittsburgh)

1999 - RECORD: 43-18

BIG EAST: 20-5 (1st)

BIG EAST Tournament: 1-2

NCAA Tournament

2/19	vs. J. Madison (@FIU)	W	8-4
2/19	at Florida International	L	1-14
2/20	at Florida International	L	2-3
2/21	at Florida International	L	0-12

Univ. of New Orleans Invitational (2-1)

Maestri Field

New Orleans, LA

2/26	vs. Missouri (8)	L	1-13
2/27	at New Orleans	W	14-11
2/28	vs. Southern Illinois	W	15-5

Year-by-Year Results

V.J. Keefe Field (2-2)

San Antonio, Texas

3/6	vs. Penn State	L	5-6
3/7	vs. Penn State	W	3-1
3/7	vs. Yale	L	3-4
3/8	vs. Dallas	W	19-16

Irish Baseball Classic (4-0)

Wolff Stadium

San Antonio, Texas

3/10	vs. Penn State	W	6-3
3/11	vs. Creighton	W	5-4
3/12	vs. St. Mary's (TX)	W	4-3
3/13	vs. Creighton	W	5-3
3/20	at West Virginia (7)	W	4-1
3/20	at West Virginia	W	6-4
3/23	Western Michigan	W	12-8
3/27	at Villanova (RAF)(7)	W	4-0
3/27	at Villanova (RAF)	W	10-8
3/28	at Rutgers (7)	W	10-1
3/28	at Rutgers	L	1-17
3/30	Wisconsin-Milwaukee	W	7-6
4/1	Providence (7)	W	5-4
4/1	Providence	W	6-5
4/3	Connecticut (7)	W	11-7
4/3	Connecticut	W	11-8
4/5	Detroit	W	6-4
4/6	at Northwestern	L	10-20
4/7	Bowling Green	W	14-10
4/10	Pittsburgh (7)	W	4-1
4/10	Pittsburgh	W	3-2
4/11	Pittsburgh	W	9-8
4/14	Cleveland State	W	6-3
4/17	Boston College (8)	L	7-10
4/17	Boston College	W	9-6
4/18	Boston College	W	11-8
4/20	vs. Michigan (OKP)	W	14-4
4/22	Central Michigan	W	3-1
4/24	Seton Hall (7)	W	8-7
4/24	Seton Hall	L	1-7
4/25	Seton Hall	W	17-8
4/27	Illinois-Chicago (5)	W	3-1
4/28	Chicago State (7)	L	4-6
4/30	Oakland (MI) (10)	W	7-6
5/1	Oakland (MI) (7)	W	9-1
5/1	Oakland (MI)	W	10-5
5/8	at Georgetown (7)	W	8-2
5/8	at Georgetown	W	11-5
5/9	at Georgetown	W	11-5
5/11	Miami (FL)	L	3-5
5/12	Miami (FL)	W	1-0
5/15	at St. John's (7)	L	4-5
5/15	at St. John's	W	5-2
5/16	at St. John's	L	5-14

BIG EAST Championship

Waterfront Stadium

Trenton, New Jersey (1-2)


5/19-20	vs. West Virginia	W	7-2
5/21	vs. Seton Hall	L	3-11
5/22	vs. Providence	L	4-8

NCAA South Bend Regional (1-2)

Eck Stadium

South Bend, Indiana

5/28	Creighton	W	8-1
5/29	Cal State Fullerton	L	3-6
5/29	Michigan	L	5-11
RAF – Richie Ashburn Field (Philadelphia)			
OKP – Old Kent Park (Grand Rapids, MI)			



Alex Shilliday's stellar four-year career (25-17, 4.41 ERA, 265 Ks in 290 IP from 1996-99) included five shutout innings to beat Florida State in the 1998 season opener (H, BB, 6 Ks) and the first two innings in Notre Dame's near-no-hit victory versus Miami in 1999 (1-0).

2000 – RECORD: 46-18

BIG EAST: 18-7 (2nd)
BIG EAST Tournament: 1-2
NCAA Tournament

Service Academies Classic (2-1)

Millington and Memphis, Tennessee

2/24	vs. Air Force	W	6-0
2/25	vs. Ohio State	L	4-5
2/27	at Memphis	W	4-3

Hormel Foods Baseball Classic (2-1)

Metrodome

Minneapolis, Minnesota

3/3	vs. Wake Forest	W	8-5
3/4	vs. Minnesota	L	7-9
3/5	vs. Georgia	W	6-4
3/7	Manchester College	W	5-1

Kennel Clubs Classic (7-1)

Wolfson Park (3/11)

University of North Florida (3/12-18)

Jacksonville, Florida (7-1)

3/11	vs. Duquesne	W	5-1
3/11	vs. Central Michigan	W	5-0
3/12	vs. Illinois	W	5-1
3/13	at North Florida	L	1-6
3/15	vs. Butler	W	3-2
3/16	vs. Iowa	W	3-2
3/17	vs. Akron	W	10-3
3/18	vs. Illinois	W	12-3

3/22	Detroit	W	10-3
3/25	at Villanova (RAF) (7)	W	4-0
3/25	at Villanova (RAF) (10)	W	7-3
3/26	at Villanova (RAF)	L	5-11



Jeff Wagner (left) and Brant Ust (right) spent three seasons together on the Notre Dame baseball team (1997-99). Both players ended their Irish careers after the 1999 season, with Wagner managing to hold off the younger Ust for the Notre Dame career home run record (49, to Ust's 46).


3/29	Wisconsin-Milwaukee	L	3-14
3/30	Siena Heights	W	9-2
4/1	at Connecticut (7)	W	8-3
4/1	at Connecticut	L	1-8
4/2	at Connecticut	W	9-2
4/5	Valparaiso	W	7-2
4/6	IUPUI	W	7-3
4/8	Boston College	W	12-1
4/9	Boston College (7)	W	10-6
4/9	Boston College	L	1-11
4/11	Purdue	L	5-7
4/12	Bowling Green	W	2-1
4/13	Toledo	W	6-3
4/15	at West Virginia (10)	W	3-1
4/15	at West Virginia	L	2-7
4/16	at West Virginia	W	4-3
4/18	Chicago State	W	12-2
4/18	Chicago State	W	4-1
4/20	at Seton Hall (7)	W	11-5
4/20	at Seton Hall	W	5-1
4/22	at Georgetown (7)	W	5-1
4/22	at Georgetown	W	12-1
4/25	vs. W. Michigan (Suth. Fld.)	L	7-11
4/26	vs. Michigan (OKP) (11)	W	5-4
4/27	Cleveland State	W	9-6
4/29	St. John's (7)	W	8-3
4/29	St. John's	L	4-6
4/30	St. John's	W	9-8
5/2	Northwestern	L	4-9
5/3	Oakland	W	9-3
5/3	Oakland	W	5-3
5/6	Pittsburgh (7)	W	7-0
5/6	Pittsburgh (10)	W	11-8
5/7	Pittsburgh	L	18-22
5/13	Rutgers (7)	L	6-16
5/13	Rutgers	W	4-3
5/14	Rutgers	W	10-6

BIG EAST Championship (1-2)

Somerset Ballpark

Bridgewater, New Jersey

Paul O'Toole circles the bases after hitting a booming two-run shot over the Dudy Noble Field rightfield fence in Notre Dame's stunning 7-0 win over Mississippi State at the 2000 NCAA Starkville Regional. O'Toole also had a two-run double in the game and was one of five Irish players named to the all-regional team, with the others including senior 1B Jeff Felker, senior RHP Danny Tamayo, junior SS Alec Porzel and freshman LF Kris Billmaier.



5/17	vs. Boston College	L	3-4
5/18	vs. Pittsburgh	W	15-7
5/19	vs. Boston College	L	5-6

NCAA Starkville Regional (3-2)

Dudy Noble Field

Starkville, Mississippi

5/26	vs. Tulane	W	8-4
5/27	at Mississippi State	L	1-8
5/27	vs. Tulane	W	10-6
5/28	at Mississippi State	W	7-0
5/28	at Mississippi State	L	9-10
RAF – Richie Ashburn Field (Philadelphia)			
Suth. – Sutherland Field (Kalamazoo, MI)			
OKP – Old Kent Park (Grand Rapids, MI)			

2001 – RECORD: 49-13-1

BIG EAST: 22-4 (1st)
BIG EAST Tournament: 1-2
NCAA Tournament

Mississippi State Classic (2-1)

Dudy Noble Field

Starkville, Mississippi

2/17	vs. New Orleans	L	6-7
2/17	at Mississippi State	W	7-5
2/18	at Mississippi State (11)	W	4-2

Did You Know? ...

Notre Dame played 38 consecutive doubleheaders from 1997-2001 without being swept by the opponent, with the Irish posting a 68-19 conference record (.782) during that stretch spanning parts of five seasons.

**Alamo Invitational (3-0)****V.J. Keefe Field****San Antonio, Texas**

2/23	vs. Texas-San Antonio	W	8-3
2/24	vs. Texas-Pan American	W	14-9
2/25	vs. Sam Houston State	W	7-4

Devil Rays Invitational (1-1)**Florida Power Park****St. Petersburg, Florida**

3/2	vs. Florida Atlantic	W	3-0
3/3	vs. USF	L	1-6
3/10	at Univ. of the Pacific	W	5-2
3/10	vs. E. Michigan (@UOP)	W	4-3

Fresno State Pepsi Classic (5-0-1)**Beiden Field****Fresno, California**

3/12	vs. New Mexico	W	3-0
3/13	vs. Navy (10)	T	4-4
3/14	at Fresno State (10)	W	5-4
3/15	vs. Miami (OH) (11)	W	3-2
3/16	vs. Illinois	W	9-5
3/17	vs. Portland	W	7-6
3/21	Cleveland State	W	3-0
3/23	at Pittsburgh (7)	W	3-0
3/23	at Pittsburgh	W	3-0
3/25	at Virginia Tech (7)	L	2-3
3/25	at Virginia Tech	L	8-9
3/28	Toledo	W	6-1
3/29	Hillsdale	W	9-2
3/31	Seton Hall (7)	W	6-0
3/31	Seton Hall	W	6-1
4/1	Seton Hall	W	15-3
4/3	Ball State	L	3-4
4/4	Dayton	W	8-1
4/7	at Rutgers (7)	W	10-2
4/7	at Rutgers	W	8-2
4/8	at Rutgers (11)	W	5-4
4/10	Chicago State	W	5-2
4/11	Detroit	W	9-8
4/12	Georgetown (7)	W	15-4
4/12	Georgetown	W	17-10
4/14	West Virginia (7)	W	4-1
4/14	West Virginia	W	8-1
4/19	Central Michigan	W	6-4
4/21	Villanova (7)	W	7-1
4/21	Villanova	W	15-2
4/22	Villanova	W	8-3
4/24	Bowling Green	W	5-2
4/25	Valparaiso (7)	W	7-3
4/25	Valparaiso (7)	L	3-7
4/28	at St. John's (7)	W	3-2
4/28	at St. John's	W	5-0
4/29	at St. John's	W	7-3
5/1	vs. Virginia (OKP)	W	9-1
5/2	Western Michigan	L	6-7
5/5	Connecticut (7)	W	6-1
5/5	Connecticut	W	13-12
5/6	Connecticut	L	12-19
5/12	at Boston College (7)	W	8-2
5/12	at Boston College	W	8-4
5/13	at Boston College	L	6-7

BIG EAST Championship (1-2)**Commerce Bank Ballpark****Bridgewater, New Jersey**

5/17	vs. Virginia Tech	L	3-4
5/18	vs. Rutgers	W	6-2
5/18	vs. Virginia Tech	L	2-5

NCAA South Bend Regional (3-2)**Eck Stadium****South Bend, Indiana**

5/26	Wisconsin-Milwaukee	W	12-4
5/27	Florida Int'l (10)	L	6-7
5/27	UC Santa Barbara (10)	W	11-10
5/29	Florida International	W	5-2
5/29	Florida International	L	4-5

OKP-Old Kent Park (Grand Rapids, MI)

The senior pitching duo of Aaron Heilman (left) and Danny Tamayo combined in 2001 for a 23-3 record in 227 innings, with a 2.22 combined ERA and .202 opponent batting average, 217 Ks (8.6/9 IP), 48 walks (1.9/9 IP) and 166 hits allowed (6.6/9 IP), plus 17 complete games between them and three shutouts each.



Notre Dame celebrates its championship at the 2001 Fresno State Classic, with the Irish later going on to claim the number-one national ranking.

2002 – RECORD: 50-18

BIG EAST: 18-8 (1st)
BIG EAST Tournament Champions
NCAA Tournament
College World Series Participant

Univ. of New Orleans Invitational (1-2)**Maestri Field****New Orleans, LA**

2/22	vs. Missouri (10)	W	7-6
2/23	at New Orleans	L	7-8
2/24	vs. Southern Illinois	L	2-6

Homestead Challenge (3-1)**Homestead Sports Complex****Homestead, Florida**

3/1	vs. Duquesne	W	6-0
3/2	vs. Fairfield	W	6-4
3/2	vs. Florida International	L	4-13
3/3	vs. Sacred Heart	W	4-1

Round Rock College Classic (1-3)**Dell Diamond****Round Rock, Texas**

3/8	vs. TCU	L	3-7
3/9	vs. USC	W	15-8
3/10	vs. Texas-Pan American	L	5-6
3/11	vs. Creighton	L	6-8

Irish Baseball Classic (4-0)**Wolff Stadium****San Antonio, Texas**

3/13	vs. Creighton	W	6-2
3/14	vs. Southern Illinois	W	5-3
3/15	vs. Ark.-Little Rock	W	7-5
3/16	vs. Southern Illinois	W	3-2

3/23	at Connecticut (7)	L	3-4
3/23	at Connecticut (11)	L	8-9
3/24	at Connecticut	L	6-13
3/28	at West Virginia (7)	L	2-4
3/28	at West Virginia (10)	W	10-6
3/30	at Georgetown (SPF) (7)	W	10-6
3/30	at Georgetown (SPF)	W	12-3
4/1	Brigham Young	W	1-0
4/3	Valparaiso (7)	W	16-0
4/3	Valparaiso (7)	W	12-1
4/6	St. John's (7)	W	4-1
4/6	St. John's	L	3-4
4/7	St. John's	W	5-2
4/9	Western Michigan	W	5-4
4/11	Pittsburgh (7)	L	5-7
4/11	Pittsburgh	W	12-2
4/12	Virginia Tech (11)	W	2-1
4/12	Virginia Tech	W	4-2
4/15	Central Michigan	W	10-9
4/16	Ball State	W	10-1
4/17	Toledo	W	15-4
4/20	at Seton Hall	W	9-4

4/21	at Seton Hall (7)	W	4-2
4/21	at Seton Hall	W	6-1
4/23	Chicago State	W	9-8
4/24	Bowling Green	W	3-2
4/26	Arizona State	W	9-4
4/30	vs. Michigan (OKP)	W	7-4
5/1	Oakland (MI)	W	11-5
5/4	Rutgers (7)	W	6-5
5/4	Rutgers	W	7-2
5/5	Rutgers	L	0-11
5/11	at Villanova (RAF)	L	7-8
5/12	at Villanova (RAF) (7)	W	8-1
5/12	at Villanova (RAF)	W	9-5
5/15	Rochester	W	10-3
5/15	Detroit	W	23-1
5/17	Boston College	W	8-2
5/18	Boston College (7)	W	10-6
5/18	Boston College	W	5-2

BIG EAST Championship (3-1)**Commerce Bank Ballpark****Bridgewater, New Jersey**

5/23	vs. Rutgers	W	8-3
5/24	vs. Virginia Tech	W	8-4
5/25	vs. Rutgers	L	3-4
5/25	vs. Rutgers (10)	W	3-2

NCAA South Bend Regional (3-0)**Eck Stadium****South Bend, Indiana**

5/31	Ohio State	W	8-6
6/1	South Alabama	W	25-1
6/2	Ohio State	W	9-6

NCAA Florida State Super Regional (2-1)**Howser Stadium****Tallahassee, Florida**

6/7	at Florida State	W	10-4
6/9	at Florida State	L	5-12
6/10	at Florida State	W	3-1

College World Series (1-2)**Rosenblatt Stadium****Omaha, Nebraska**

6/15	vs. Stanford	L	3-4
6/17	vs. Rice	W	5-3
6/18	vs. Stanford	L	3-5

SPF – Shirley Povich Field (Bethesda, MD)

RAF – Richie Ashburn Field (Philadelphia)

FTBB – 5th/3rd Park (Comstock Park, MI)

OKP-Old Kent Park (Grand Rapids, MI)

2003 – RECORD: 45-18

BIG EAST: 16-7 (3rd)
BIG EAST Tournament Champions
NCAA Tournament

2/21	vs. Dayton (@ASU)	W	10-9
2/22	vs. Newman (@ASU)	W	15-5
2/22	at Arizona State	L	3-16
2/24	at Arizona State	L	8-14

Did You Know? ...

Notre Dame compiled a 99-31-1 combined record during the 2001 and '02 seasons, representing the third-most wins in Division I baseball during that two-year span (behind Florida State's 107 and South Carolina's 106). More than half (16) of Notre Dame's 31 losses during those two seasons came by a single run, plus four two-run losses – with an average loss margin of only 2.7 runs during Notre Dame's 2001 and '02 defeats. Notre Dame's eight postseason losses in 2001 and '02 included five by one run, one by two runs and another by three runs (with a 1.9 average postseason margin of defeat in that two-year span).



Year-by-Year Results

Metrodome Classic (1-2)

Metrodome

Minneapolis, Minnesota

2/28	vs. Nebraska	L	1-7
3/1	vs. Minnesota	L	2-8
3/2	vs. Wake Forest (13)	W	2-1

Kennel Club Classic (6-1)

Harmon Stadium (UNF)

John Sessions Stadium (JU)

Jacksonville, Florida

3/8	vs. Vand. (10) (@UNF)	W	3-1
3/10	vs. Navy (@UNF)	W	7-3
3/11	at North Florida	W	6-1
3/12	at Jacksonville (10)	L	6-9
3/13	vs. E. Illinois (@UNF)	W	3-2
3/14	vs. Navy (@UNF)	W	11-2
3/15	vs. Creighton (@JU)	W	10-3

3/23	at Villanova (13)	L	2-3
3/24	at Villanova (7)	W	3-2
3/24	at Villanova	W	5-1
3/25	Toledo	W	8-3
3/26	Purdue	W	8-5
3/29	Georgetown (7)	W	6-2
3/29	Georgetown	W	13-3
3/30	Georgetown	W	12-5
4/1	Detroit	W	15-5
4/2	Valparaiso	W	13-4
4/6	at St. John's (7)	W	11-3
4/6	at St. John's	W	18-3
4/9	Western Michigan	W	7-1
4/10	Chicago State (7)	W	9-3
4/10	Bowling Green (7)	W	7-2
4/12	vs. Creighton (@Ros.)	W	2-1
4/13	at Creighton	W	13-12
4/14	Central Michigan	W	8-3
4/15	Eastern Michigan	L	3-5
4/17	Pittsburgh (7)	W	5-2
4/17	Pittsburgh	L	3-5
4/19	Seton Hall (7)	W	4-3
4/19	Seton Hall	W	9-3
4/22	Ball State	L	1-3
4/23	Cleveland State	W	13-1
4/24	IPFW	W	13-3
4/26	Connecticut (7)	W	3-2
4/26	Connecticut	W	11-4
4/27	Connecticut	W	6-3
4/29	vs. Michigan (FTBB)	L	4-8
4/30	Oakland	W	4-1
5/3	West Virginia (7)	W	1-0
5/3	West Virginia	L	5-7
5/4	West Virginia	L	1-5
5/10	at Rutgers (7)	W	2-0
5/10	at Rutgers	L	2-10
5/11	at Rutgers (19)	L	3-5
5/13	Cincinnati	W	9-6
5/14	Butler (7)	W	4-1
5/16	at Virginia Tech (7)	W	12-4
5/16	at Virginia Tech	L	5-11

BIG EAST Championship (3-1)

Commerce Bank Ballpark

Bridgewater, New Jersey

5/22	vs. West Virginia	W	9-1
5/23	vs. Rutgers	W	9-3
5/24	vs. Rutgers	L	11-15
5/24	vs. Rutgers	W	11-3

NCAA Fullerton Regional (2-2)

Goodwin Field

Fullerton, California

5/30	vs. Arizona	W	13-5
5/31	at Cal State Fullerton	L	3-4
5/31	vs. San Diego	W	6-3
6/1	at Cal State Fullerton	L	1-8

Ros. – Rosenblatt Stadium (Omaha, NE)

FTBB – 5th/3rd Park (Comstock Park, MI)

2004 – RECORD: 51-12

BIG EAST: 20-6 (1st)

BIG EAST Tournament Champions

NCAA Tournament

USC Classic (2-0)

Dedeaux Field

Los Angeles, California

2/20	vs. San Diego State	W	7-1
2/21	at USC (7)	W	3-1

Florida Atlantic Classic (3-0)

FAU Baseball Stadium

Boca Raton, Florida

2/27	vs. Winthrop	W	19-6
2/28	vs. Fla. Mem. (non-tour)	W	12-3
2/28	at Florida Atlantic	W	3-2
2/29	vs. Minnesota	W	19-7

Alamo City Irish Baseball Classic (3-1)

Wolff Stadium

San Antonio, Texas

3/6	vs. So. Illinois (11)	W	12-11
3/7	vs. Texas-San Antonio	L	9-17
3/8	vs. Penn State	W	8-2
3/9	vs. Texas-San Antonio	W	13-5

Round Rock College Classic (3-0)

Dell Diamond

Round Rock, Texas

3/11	vs. Penn State	W	4-2
3/12	vs. Arizona	W	4-2
3/13	vs. Texas Tech	W	6-1
3/20	at Southern Illinois	L	4-8
3/21	at Southern Illinois	W	5-3
3/23	Central Michigan	L	1-4
3/24	Detroit	W	16-6
3/27	at West Virginia (10)	W	5-3
3/27	at West Virginia	W	4-0
3/28	at West Virginia	W	6-2
3/31	Western Michigan	W	12-3
4/1	Hillsdale	W	10-2
4/3	Villanova (7)	W	15-7
4/3	Villanova (10)	W	6-5
4/4	Villanova	W	13-1
4/6	Chicago State	W	15-5
4/7	Valparaiso	W	9-3
4/10	Boston College (7)	L	4-7
4/10	Boston College	W	6-4
4/12	St. John's (7)	W	7-1
4/12	St. John's	L	1-2
4/14	Oakland	W	17-5
4/17	vs. Georgetown (SPF) (7)	W	18-7
4/17	vs. Georgetown (SPF)	W	11-4
4/18	vs. Georgetown (SPF)	W	9-6
4/21	Toledo	W	9-3
4/23	at Seton Hall (7)	L	2-4
4/23	at Seton Hall	W	4-3
4/25	at Pittsburgh (7)	L	6-8
4/25	at Pittsburgh	L	6-7
4/27	Ball State (15)	W	7-6



4/28	Cleveland State	L	5-12
4/29	Manchester	W	10-0
4/30	IPFW	W	7-5
5/9	at Connecticut (7)	W	4-0
5/9	at Connecticut	W	11-4
5/10	at Connecticut	W	16-8
5/12	vs. Michigan (FTBB)	W	7-3
5/15	Rutgers (7)	W	1-0
5/15	Rutgers	W	7-1
5/16	Rutgers	W	5-3
5/18	Central Florida	W	4-0
5/19	Central Florida	W	3-2
5/21	Virginia Tech	W	9-0
5/22	Virginia Tech	L	10-11
5/23	Virginia Tech	W	2-1

BIG EAST Championship (3-0)

Commerce Bank Ballpark

Bridgewater, New Jersey

5/27	vs. Boston College	W	3-2
5/28	vs. St. John's	W	9-2
5/29	vs. Boston College	W	11-5

NCAA South Bend Regional (2-2)

Eck Stadium

South Bend, Indiana

6/4	Kent State	L	1-2
6/4	California-Irvine	W	6-5
6/5	Kent State	W	7-1
6/6	Arizona	L	6-7

SPF – Shirley Povich Field (Bethesda, MD)

FTBB – 5th/3rd Park (Comstock Park, MI)



Tournament MVP Matt Macri (left) and ace pitcher Grant Johnson (above) helped the Irish win an unprecedented third straight BIG EAST tournament title in 2004.

Matt Laird (left) twirled a memorable complete game to beat Rutgers in the 2003 BIG EAST title game while his fellow senior pitcher Brandon Vitoria – the first Hawaiian ever to monogram with the Irish baseball program – departed with Notre Dame's career record for lowest career walk average (1.61 per 9.0 innings).



2005 – RECORD: 38-24-1

BIG EAST: 14-9-1 (3rd)

BIG EAST Tournament Champions

NCAA Tournament

Bergman Stadium (3-1)

Orlando, Florida

2/18	vs. Florida A&M	W	18-3
2/19	at Central Florida	L	1-2
2/19	vs. Florida A&M	W	4-3
2/20	at Central Florida	W	4-2

Hohokam Park (1-2)

Mesa, Arizona

2/26	vs. Dayton	W	10-2
2/26	vs. Dayton (11)	L	9-13
2/27	vs. Dayton	L	10-11

Round Rock College Classic (0-2)

Dell Diamond

Round Rock, Texas

3/5	vs. Texas A&M	L	5-13
3/7	vs. Texas State	L	5-10

Alamo City Irish Baseball Classic (2-2)

Wolff Stadium

San Antonio, Texas

3/9	vs. Texas-San Antonio	L	4-9
3/10	vs. Southwest Missouri	W	6-4
3/11	vs. Oral Roberts	L	8-15
3/12	vs. Southwest Missouri	W	12-11

Braun Stadium (1-2)

Evansville, Indiana


3/17	vs. Northern Illinois	W	10-6
3/18	at Evansville	L	3-10
3/19	vs. South Dakota State	L	7-13

3/22	Cincinnati	W	10-4
3/24	Georgetown (7)	W	6-2
3/24	Georgetown (12)	L	8-9
3/26	Seton Hall	W	8-2
3/26	Seton Hall	W	4-1
3/29	Western Michigan	W	9-5
3/30	Chicago State	W	15-3
4/4	at Rutgers (7)	L	3-5
4/4	at Rutgers (10)	L	10-11
4/5	Toledo	W	6-2
4/6	Ball State	L	5-14



Shortstop Greg Lopez (left) captained the Irish in 2005 and '06 before earning Academic All-America honors and going on to attend medical school.

Dan Kapala (below) emerged as a top starter in 2005 and led the way in the NCAA Regional shutout of North Carolina.



Dave Schrage

2007-10
4 seasons
119-104-1 (.533)

2007 – RECORD: 28-28

BIG EAST: 11-17 (7th)
BIG EAST Tournament: 0-2

Wolff Stadium

San Antonio, Texas

2/17	vs. Prairie View A&M	W	15-8
2/17	vs. Texas State	L	1-2
2/18	vs. Texas State	L	0-6

Baseball at the Beach (1-2)

Coastal Federal Field

Myrtle Beach, South Carolina

2/23	vs. UNC Wilmington	L	4-9
2/24	vs. TCU	W	4-1
2/25	vs. Coastal Carolina	L	0-4

Stetson Inviational (1-2)

Melching Field

DeLand, Florida

3/2	at Stetson	L	4-5
3/3	vs. Iowa (6)	L	1-8
3/4	vs. Nebraska (7)	W	16-6

Clearwater College Classic (1-2)

Jack Russell Stadium

Clearwater, Florida

3/10	vs. Sacred Heart	L	0-3
3/11	vs. Duquesne	W	14-3
3/11	vs. Harvard	L	0-4
3/12	at Webber Int'l (10)	W	11-8

Florida Gulf Coast Classic (3-1)

Swanson Stadium

Ft. Myers, Florida

3/14	vs. Dayton	W	11-4
3/15	vs. New York Tech	W	12-1
3/16	vs. Florida Gulf Coast	L	3-5
3/17	vs. Dayton	W	5-2

3/20	Cleveland State	W	5-3
3/21	Western Michigan	W	17-9
3/23	USF	W	1-0
3/24	USF	L	10-13
3/25	USF	L	1-9
3/27	Central Michigan	L	4-8
3/28	Chicago State	W	14-4
3/30	at Pittsburgh	L	2-4
3/31	at Pittsburgh	L	0-5
4/3	Oakland	W	7-3
4/5	at Cincinnati	L	3-4
4/6	at Cincinnati	L	3-4
4/7	at Cincinnati	W	9-5
4/10	IPFW	W	3-2
4/13	Georgetown	W	10-0
4/14	Georgetown	L	1-6
4/15	Georgetown	W	11-2
4/17	Toledo	W	8-7
4/18	Purdue (10)	W	1-0
4/20	West Virginia	W	5-2
4/21	West Virginia	W	17-6
4/22	West Virginia	L	7-16
4/24	Ball State	W	7-3
4/28	at Rutgers	W	15-3
4/28	at Rutgers	L	0-7
4/29	at Rutgers	W	6-4
5/1	Illinois-Chicago	W	4-3
5/2	Franklin College	L	3-4
5/4	Seton Hall	W	3-1
5/5	Seton Hall	W	6-4
5/6	Seton Hall	L	1-15
5/12	at Louisville	L	1-3
5/13	at Louisville	L	3-4
5/14	at Louisville	L	3-7
5/17	Connecticut	L	0-5
5/18	Connecticut	W	5-4
5/19	Connecticut	L	6-7

4/11	Oakland	W	15-1
4/12	Manchester	W	8-2
4/13	St. John's	W	9-2
4/13	St. John's	W	13-7
4/15	St. John's	W	7-5
4/18	Toledo	W	8-2
4/19	IPFW (10)	W	4-3
4/21	Rutgers	W	11-5
4/22	Rutgers	W	15-3
4/23	Rutgers	W	14-12
4/24	Purdue	W	2-1
4/26	Bowling Green	L	8-11
4/29	at Connecticut	W	7-6
4/29	at Connecticut	W	7-3
4/30	at Connecticut (13)	T	1-1
5/2	Cleveland State	W	12-1
5/5	Louisville	W	11-3
5/6	Louisville	L	4-5
5/7	Louisville	L	6-9
5/13	at Seton Hall	L	6-7
5/13	at Seton Hall	W	14-12
5/14	at Seton Hall	L	1-2
5/16	vs. Michigan (FTBB)	L	1-3
5/18	at Villanova (VB)	W	3-1
5/19	at Villanova (VB)	W	6-2
5/20	at Villanova (VB)	W	12-1

BIG EAST Championship (4-1)

Bright House Networks Field

Clearwater, Florida

5/23	vs. USF	W	3-1
5/24	vs. West Virginia	W	12-4
5/26	vs. St. John's	L	1-10
5/26	vs. St. John's	W	5-3
5/27	vs. Louisville	W	7-0

NCAA Lexington Regional (0-2)

Hagan Stadium

Lexington, Kentucky

6/2	vs. Coll. of Charleston (16)	L	4-5
6/3	at Kentucky	L	4-10
SPF-Shirley Povich Field (Bethesda, MD)			
FTBB- 5th/3rd Park (Comstock, MI)			
VB-Villanova Ballpark (Plymouth Meeting, PA)			



Shortstop Brett Lilley not only finished his career the NCAA leader in career hit-by-pitches, but he also remains the only Irish baseball player to ever earn first team Academic All-American in consecutive seasons.

2006 – RECORD: 45-17-1

BIG EAST: 21-5-1 (1st)

BIG EAST Tournament Champions
NCAA Tournament

Service Academies Classic (1-2)

USA Baseball Stadium

Millington, Tennessee

2/23	vs. Ind. St. (non-SAC)	W	3-0
2/24	vs. Air Force	W	8-2
2/25	vs. Memphis (10)	L	6-7
2/26	vs. Oklahoma	L	3-4

Dairy Queen Classic (0-3)

Metrodome

Minneapolis, Minnesota

3/3	vs. Nebraska	L	1-11
3/4	vs. Minnesota	L	0-8
3/5	vs. Arizona (10)	L	0-2

UTSA Express College Classic (4-0)

Wolff Stadium

San Antonio, Texas

3/10	vs. Texas A&M	W	5-4
3/11	vs. Iowa	W	16-2
3/12	vs. Illinois	W	4-2
3/13	vs. Iowa	W	6-2

Alamo City Irish Baseball Classic (3-1)

Wolff Stadium

San Antonio, Texas

3/16	vs. Iowa	W	7-5
3/17	vs. Southern Illinois	W	12-2
3/17	vs. Iowa	L	8-10
3/18	vs. Southern Illinois	W	4-0

3/21	Wright State	L	2-4
3/22	Central Michigan	W	11-9
3/25	vs. Georgetown (SPF)	L	3-8
3/25	vs. Georgetown (SPF)	W	12-2
3/26	vs. Georgetown (SPF)	W	6-3
3/28	Valparaiso	W	12-0
3/29	Western Michigan	W	2-0
3/31	Pittsburgh	W	6-1
4/1	Pittsburgh	W	4-3
4/2	Pittsburgh	W	9-8
4/4	Chicago State	W	6-4
4/5	Ball State	W	6-4
4/7	at USF	W	9-6
4/8	at USF	W	10-4
4/9	at USF	W	10-1

Campanelli Stadium

Brockton, Massachusetts

4/9	vs. Boston College (7)	L	2-8
4/9	vs. Boston College	W	3-2
4/10	vs. Boston College	W	3-0

4/12	Bowling Green	W	14-2
4/13	Central Michigan (8)	L	4-10
4/16	Connecticut	W	3-2
4/16	Connecticut	W	7-1
4/17	Connecticut	W	9-7
4/20	Purdue (CS) (12)	W	9-7
4/21	Valparaiso	W	9-8
4/22	Villanova	W	5-2
4/25	Villanova (7)	W	9-4
4/25	Villanova (10)	T	7-7
4/27	Manchester	W	5-0
4/29	Cleveland State (13)	W	7-6
4/30	Cleveland State	W	13-3
5/7	at St. John's	L	2-3
5/7	at St. John's (10)	L	5-6
5/8	at St. John's	L	1-3
5/10	Oakland	W	7-2
5/11	vs. Michigan (FTBB)	L	6-7
5/15	at Pittsburgh (7)	L	1-4
5/15	at Pittsburgh	L	5-8
5/16	at Pittsburgh	W	21-1
5/17	Southern California	W	13-6
5/18	Southern California	L	3-9
5/20	West Virginia (7)	W	3-1
5/20	West Virginia	W	5-1
5/21	West Virginia	W	7-3

BIG EAST Championship (3-0)

Commerce Bank Ballpark

Bridgewater, New Jersey

5/26	vs. Boston College	W	6-5
5/27	vs. Pittsburgh	W	4-2
5/28	vs. Pittsburgh	W	11-4

NCAA Gainesville Regional (2-2)

McKethan Stadium

Gainesville, Florida

6/3	vs. North Carolina	L	1-5
6/4	vs. Stetson	W	7-4
6/5	vs. North Carolina	W	3-0
6/5	at Florida	L	3-23

FTBB – 5th/3rd Park (Comstock Park, MI)
CS – Coveski Stadium (South Bend, IN)

Year-by-Year Results

BIG EAST Championship (0-2)

KeySpan Ballpark Brooklyn, New York

5/22	vs. Rutgers (8)	L	2-13
5/23	vs. Villanova	L	2-3

2008 – RECORD: 33-21-1

BIG EAST: 16-10 (3rd)
BIG EAST Tournament: 0-2

Winning Inning Invitational (1-2)

Jack Russell Stadium Clearwater, Florida

2/22	vs. Liberty	L	2-6
2/23	vs. Iowa (10)	W	14-13
2/24	vs. Albany	L	4-12

Palm Beach Challenge (3-2)

Santaluces Baseball Complex Santaluces, Florida

3/1vs.	Mount St. Mary's	W	5-0
3/2	vs. St. Bonaventure	W	6-4
3/2	vs. Boston College	L	2-7
3/4	vs. Maine (10)	W	11-10
3/6	vs. Lehigh	L	2-4

Whataburger Classic (1-2)

Whataburger Field Corpus Christi, Texas

3/7vs.	Texas A&M CC	L	2-5
3/8	vs. South Alabama	W	10-4
3/9	vs. Arizona	L	0-16

Irish Classic (2-1)

Wolff Stadium

San Antonio, Texas

3/14	vs. Buffalo	W	13-1
3/15	vs. Southern Illinois	W	4-0
3/16	vs. Texas-Pan American	L	8-10

3/17	Central Michigan	T	2-2
3/20	at Georgetown (SPF)	W	25-1
3/21	at Georgetown (SPF)	W	7-1
3/22	at Georgetown (SPF)	W	6-0
3/25	Ball State	W	6-4
3/26	Wisconsin-Milwaukee	W	14-3
3/29	Cincinnati	L	3-5
3/29	Cincinnati	W	4-3
3/30	Cincinnati	L	3-4
4/4	Rutgers	W	75
4/5	Rutgers	W	11-2
4/6	Rutgers	W	11-2
4/8	Valparaiso	W	8-6
4/9	Manchester College	W	13-8
4/11	at Villanova (VB)	W	2-1
4/12	at Villanova (VB)	W	8-5
4/13	at Villanova (VB)	W	13-0
4/15	Toledo	W	6-1
4/16	vs. N. Illinois (USCF)	W	5-4
4/18	at West Virginia	W	8-4
4/19	at West Virginia	L	6-11
4/20	at West Virginia	W	9-4
4/22	Chicago State	W	12-2
4/23	at IPFW	W	5-0
4/25	St. John's	L	3-10
4/26	St. John's	L	4-6
4/27	St. John's	W	8-4
4/29	Mississippi Valley State	W	4-0
4/30	Mississippi Valley State	W	13-2
5/2at	Connecticut	L	7-9
5/3	at Connecticut	W	8-2
5/4	at Connecticut	W	4-3
5/9	Pittsburgh (10)	W	5-4
5/10	Pittsburgh	L	3-5
5/12	Western Michigan	L	4-6
5/13	vs. Michigan (FTBB)	L	12-15
5/15	at USF	L	4-5
5/16	at USF (16)	L	2-3
5/17	at USF	L	8-9



Notre Dame has played at four Major League parks in its history, including the Seattle Kingdome (1995 and 1996), Three Rivers Stadium (1998), Minneapolis Metradome (1991, 2000, and 2006) and U.S. Cellular Field (pictured, 2008, and 2009).

BIG EAST Championship (0-2)

Bright House Networks Field Clearwater, Florida

5/20	vs. USF	L	3-9
5/21	vs. West Virginia	L	2-3
SPF – Shirley Povich Field (Bethesda, MD)			
USCF – U.S. Cellular Field (Chicago, IL)			
FTBB – 5th/3rd Park (Comstock Park, MI)			
VB – Villanova Ballpark (Plymouth Meeting, PA)			

2009 – RECORD: 36-23

BIG EAST: 15-12 (5th)
BIG EAST Tournament: 3-2

BIG EAST-Big Ten Challenge (2-1)

2/20	vs. Ohio State (KP)	L	0-2
2/21	vs. Illinois (MKF)	W	14-7
2/22	vs. Purdue (JRS) (10)	W	9-4

Phoenix Classic (1-2)

2/27	vs. Gonzaga (DS)	L	3-7
2/28	vs. Dayton (DS)	W	14-5
3/1	vs. Creighton (MF)	L	3-6

Rice Classic (2-1)

Reckling Park

Houston, Texas

3/6	vs. Oral Roberts	W	2-1
3/7	at Rice	L	0-9
3/8	vs. Washington State	W	7-3

Wolff Stadium (2-0)

San Antonio, Texas

3/10	vs. Grambling (WS)	W	3-2
3/11	vs. Grambling (WS)	W	10-7

Irish Baseball Classic (3-1)

Wolff Stadium

San Antonio, Texas

3/12	vs. Illinois State	L	2-3
3/14	vs. Trinity	W	11-8
3/15	vs. Texas Pan-American	W	10-7
3/15	vs. Texas Pan-American	W	7-2

3/17	Ball State	W	5-4
3/18	Valparaiso	W	10-4
3/20	Seton Hall	W	10-4
3/21	Seton Hall	L	4-9
3/22	Seton Hall	L	4-11
3/24	Central Michigan	W	14-8
3/25	Oakland	L	5-6
3/27	at Pittsburgh	W	5-4
3/28	at Pittsburgh	L	7-15
3/29	at Pittsburgh	L	11-14
4/1	Toledo	W	11-7
4/3	Villanova	W	3-1

4/4	Villanova	W	4-0
4/4	Villanova	W	9-3
4/9	at Cincinnati (11)	L	4-5
4/11	at Cincinnati (7)	L	3-7
4/11	at Cincinnati	W	6-2
4/15	vs. Northwestern (USCF)	L	1-5
4/17	West Virginia	L	3-19
4/18	West Virginia	W	8-6
4/18	West Virginia	W	3-0
4/22	Michigan (7)	L	2-3
4/22	Michigan (7)	W	4-3
4/24	at Louisville	L	7-8
4/25	at Louisville	W	11-5
4/26	at Louisville	W	13-12
4/28	Illinois-Chicago	L	5-10
4/29	Bowling Green	W	11-6
5/1	Connecticut	L	5-8
5/2	Connecticut	L	3-8
5/3	Connecticut	W	5-4
5/8	USF	W	8-5
5/9	USF	W	7-6
5/10	USF	L	5-6
5/11	Western Michigan	W	5-3
5/12	vs. Illinois State (SCF)	W	14-8
5/14	at St. John's	W	9-1
5/15	at St. John's	W	15-8
5/16	at St. John's	L	6-10

BIG EAST Championship (3-2)

Bright House Networks Field Clearwater, Florida

5/19	vs. St. John's	W	14-5
5/20	vs. Louisville	L	2-12
5/22	vs. St. John's	W	11-10
5/23	vs. Louisville	W	6-5
5/23	vs. Louisville	L	6-7
KP – Knology Park (Dunedin, FL)			
MKF – McKechnie Field (Bradenton, FL)			
JRS – Jack Russell Stadium (Clearwater, FL)			
DS – Diablo Stadium (Tempe, AZ)			
MF – Marich Field (Phoenix, AZ)			
WS – Wolff Stadium (San Antonio, TX)			
USCF – U.S. Cellular Field (Chicago, IL)			
SCF – Silver Cross Field (Joliet, IL)			

Did You Know? ...

The Notre Dame baseball program has seen 55 of its players selected in the Major League Baseball draft during the past 15 seasons (1995-2010), led by 26 who were selected in the first 15 rounds and 10 elite prospects who were selected in rounds 1-5. Those players include numerous who have advanced to class AAA and six pitchers who have reached the big leagues, led by current Major Leaguers Brad Lidge (Phillies), Jeff Samardzija (Cubs), John Axford (Brewers), Jeff Manship (Twins) and Aaron Heilman (Diamondbacks).

2010 – RECORD: 22-32

BIG EAST: 10-17 (9th)

2/19	at Miss. Valley State	W	12-4
2/20	vs. Miss. Valley State	W	8-3
2/21	vs. Miss. Valley State	W	19-3

BIG EAST-Big Ten Challenge (1-2)

2/26	vs. Illinois (JRS)	L	1-11
2/27	vs. Ohio State (BHNF)	L	2-10
2/28	vs. Penn State (NC) (10)	W	9-8

Bright House Invitational (1-2)

Melching Field

DeLand, Florida

3/6	vs. Harvard	L	6-9
3/6	vs. Kansas State	L	2-5
3/7	at Stetson	W	4-2

3/9	at Texas-Pan-American	L	7-9
3/10	at Texas-Pan-American	L	4-10

Irish Baseball Classic (2-2)

Wolff Stadium

San Antonio, Texas

3/11	vs. Bradley	W	10-6
3/12	vs. Pacific	L	4-8
3/13	vs. Gonzaga	W	6-3
3/14	vs. Pacific	L	2-3


3/20	Michigan State	L	0-13
3/20	Michigan State	L	4-7
3/21	Michigan State	L	0-3
3/23	Ball State	W	11-5
3/24	Illinois-Chicago	L	5-10
3/26	at USF	L	0-4
3/27	at USF	L	3-6
3/27	at USF	L	2-10
4/1	at Georgetown	L	9-10
4/2	at Georgetown	W	12-8
4/3	at Georgetown	L	7-11
4/6	Oakland	W	13-6
4/9	Rutgers	W	9-8
4/10	Rutgers	L	5-25
4/11	Rutgers (11)	L	6-8
4/13	Chicago State	W	6-4
4/16	at Seton Hall (10)	W	6-5
4/17	at Seton Hall	W	2-1
4/18	at Seton Hall	W	7-4
4/20	at Michigan	L	2-3
4/21	Michigan	L	1-13
4/23	Cincinnati	W	5-2
4/24	Cincinnati	L	4-5
4/24	Cincinnati	W	5-4
4/27	Toledo	W	9-0
4/28	at Valparaiso	W	8-1
4/30	St. John's	W	14-5
5/1	St. John's	L	1-8
5/2	St. John's	L	4-9
5/8	at West Virginia	L	6-22
5/8	at West Virginia	L	5-6
5/9	at West Virginia	L	3-10
5/12	Central Michigan	L	2-12
5/14	at Villanova	L	5-12
5/15	at Villanova (11)	W	3-2
5/16	at Villanova	W	4-1
5/20	Louisville	L	3-6
5/22	Louisville (7)	L	3-4
5/22	Louisville	L	3-13

JRS – Jack Russell Stadium (Clearwater, FL)

BHNF – Bright House Networks Field (Clearwater, FL)

NC – Naimoli Complex (St. Petersburg, FL)

BIG EAST Tournament MVPs



Javi Sanchez
2003

Steve Stanley
2002



Matt Macri
2004



Matt Edwards
2005



Wade Korpi
2006

NOTRE DAME CAREER STATS – BIG EAST GAMES

(since 1996, regular-season games; minimum two seasons, 80 ABs)

Name (BE all-time rank)	GP	H-AB	2B-3B-HR	RBI/R	SB/BB	AVG
Craig Cooper (1)	83	120-270	18-2-12	63/83	18/48	.444
Randall Brooks (5)	41	69-165	12-4-5	32/40	8/13	.418
Brant Ust (7)	65	100-242	19-3-19	71/70	9/23	.413
J.J. Brock (19)	60	89-223	15-7-10	61/56	1/4	.399
Jeff Wagner (25)	71	98-251	17-4-24	83/67	1/40	.390
Steve Stanley (33)	102	152-399	22-7-2	55/110	45/62	.381
Steve Sollmann	85	111-312	20-4-8	65/83	33/41	.356
Brian Stavisky	71	88-250	18-7-13	68/62	8/37	.352
A.J. Pollock	79	110-317	21-3-9	57/77	20/43	.347
Jeff Felker	85	102-298	26-2-12	60/69	1/24	.342
Brett Lilley	105	124-363	11-2-3	46/98	9/60	.342
David Mills	72	96-285	7-5-5	45/47	7/23	.337
Golden Tate	28	39-116	5-2-1	12/22	6/7	.336
Mike Amrhein	41	50-152	11-2-12	42/49	1/20	.329
Paul O'Toole	99	109-333	21-4-15	86/79	20/36	.327
Matt Edwards	72	80-255	18-1-8	63/52	9/36	.314
Andrew Bushey	85	90-287	24-3-5	64/39	0/27	.314
Alec Porzel	93	108-345	33-3-20	102/79	13/35	.313
Greg Lopez	95	97-311	17-1-1	52/54	5/20	.312
Sean Gaston	75	71-229	12-0-1	41/36	10/29	.310
David Casey	39	29-94	8-0-3	19/13	1/9	.309
Matt Bransfield	79	82-265	15-0-7	60/49	2/22	.309
Dan Leatherman	35	29-94	10-1-4	10/24	2/11	.309
Matt Strickroth	56	26-86	4-1-2	18/14	0/4	.302

current players in **Bold**

Conference Yearly Won-Loss Records

MIDWEST CITY

1984: 4-6 regular season

1985: 8-4 regular season (2nd)
1-2 in tournament

MWCC Totals: 13-12

#2001: 22-4 regular season
(1st overall)
1-2 in tournament

***2002:** 18-8 regular season
(1st overall)
Tournament Champions (3-1)

***2003:** 16-7 regular season
(3rd overall)
Tournament Champions (3-1)

***2004:** 20-6 regular season
(1st overall)
Tournament Champions (3-0)

***2005:** 14-9-1 regular season
(3rd overall)
Tournament Champions (3-0)

***2006:** 21-5-1 regular season
(1st overall)
Tournament Champions (3-0)

2007: 11-17 regular season
(7th overall)
0-2 in tournament

2008: 16-10 regular season
(3rd overall)
0-2 in tournament

2009: 15-12 regular season
(5th overall)
3-2 in tournament

2010: 10-17 regular season
(9th overall)
Failed to reach tournament

MIDWESTERN COLLEGIATE

1986: 5-7 regular season

1987: 2-6 regular season (1st East)

1988: 9-3 regular season (1st East)
1-2 in tournament

***1989:** 22-9 regular season (2nd East)
Tournament Champions (6-1)

1990: 18-2 regular season (1st East)
2-2 in tournament

1991: 18-5 regular season (2nd)
Tournament Champions (4-0)

***1992:** 18-2 regular season (1st East)
Tournament Champions (4-0)

***1993:** 23-4 regular season (1st)
Tournament Champions (4-1)

***1994:** 14-4 regular season (1st)
Tournament Champions (4-1)

1995: 11-4 regular season (1st West)
Tournament runner-up (3-2)

Totals

- 10 seasons, 157-47 overall (.770)
- 130-38 regular season (.774)
- 27-9 tournament (.750)
- Seven first-place finishes
- Two runner-up finishes
- Five tournament titles
- One tournament runner-up

BIG EAST

#1996: 13-7 regular season
(3rd National)
Tournament runner-up (4-2)

1997: 15-6 regular season
(1st National)
2-2 in tournament

1998: 15-4 regular season
(2nd overall)
Tournament runner-up (3-2)

#1999: 20-5 regular season
(1st overall)
1-2 in tournament

#2000: 18-7 regular season
(2nd overall)
1-2 in tournament

Notre Dame's run to the 1989 MCC Tournament title included four wins in a 23-hour span, due to rain delays and the immediacy of an automatic NCAA bid. The Irish defeated Dayton, 20-4, in a game that ended at 4:24 a.m. ... but that was just the beginning. The Notre Dame players grabbed what rest they could while beating Evansville (11-2) and Detroit (4-1) before pounding Detroit, 21-10, for the program's first NCAA bid since 1970.

Totals

- 15 seasons, 275-145-2 overall (.654)
- 244-124-2 regular season (.662)
- 31-21 tournament (.596)
- Six first-place finishes
- Two runner-up finishes
- Five tournament titles
- Two tournament runner-up finishes

Overall Conference Totals

- 26 seasons, 445-203-2 overall (.686)
- 387-172-2 regular season (.692)
- 58-33 tournament (.637)
- 13 first-place finishes
- Four runner-up finishes
- 10 tournament titles
- Three tournament runner-up finishes

* – automatic NCAA bids
– at-large NCAA bids

Starting Lineups

These lineups and rotations typically were taken from postseason play, with platoon starters and top reserves included below the starters. Pitching staffs indicate the top starters and key relievers. Players preceded by an asterisk (*) were lefthanded hitters/pitchers (# indicates switch hitters).

1988 (39-22)

*Pat Pesavento, SS, Sr.385, 1 HR, 35 RBI, 38 SB
Steve Skupien, 2B/OF, Sr.315, 2 HR, 25 RBI, 10 SB
*Dan Peltier, CF, So.414, 7 HR, 70 RBI, 9 SB
*Tim Hutson, 1B, Sr.365, 18 HR, 74 RBI, 6 SB
Ed Lund, C, So.285, 1 HR, 30 RBI, 4 SB
James Sass, RF, Jr.301, 0 HR, 13 RBI, 16 SB
Chris Flynn, DH, Sr.279, 7 HR, 34 RBI, 1 SB
Mike Moshier, 2B, Jr.261, 2 HR, 26 RBI, 12 SB
*Mike Coss, 3B, Fr.230, 0 HR, 16 RBI, 9 SB
*Mike Rotkis, DH, So.372, 0 HR, 12 RBI, 2 SB
Pat O'Brien, OF, Sr.258, 1 HR, 15 RBI, 4 SB
TEAM..... .307, 40 HR, .443 slug., 117 SB

Erik Madsen, Jr.8-4, 3.74, 96.1 IP, 56 SO
Brian Piotrowicz, So.7-3, 1 SV, 4.86, 83.1 IP, 48 SO
Mike Passilla, Jr.7-4, 1 SV, 5.30, 69.2 IP, 26 SO
*Kevin Chenail, Sr.5-3, 5.00, 45.0 IP, 14 SO
Mike Harmon, Sr.6-4, 4 SV, 5.18, 57.1 IP, 27 SO
Mike Coffey, So.2-0, 5.79, 32.2 IP, 29 SO
TEAM..... 39-22, 6 SV, 5.43, 461.0 IP, 243 SO

1989 (48-19-1)

*Pat Pesavento, SS, Gr.376, 0 HR, 27 RBI, 38 SB
Mike Moshier, 2B, Sr.287, 0 HR, 27 RBI, 11 SB
Dan Peltier, CF, Jr.446, 15 HR, 93 RBI, 13 SB
Ed Lund, C, Jr.328, 4 HR, 48 RBI, 4 SB
*Frank Jacobs, DH, So.295, 6 HR, 38 RBI, 3 SB
James Sass, RF, Sr.398, 3 HR, 64 RBI, 15 SB
*Craig Counsell, LF, Fr.289, 0 HR, 32 RBI, 6 SB
*Joe Binkiewicz, 1B, Fr.337, 4 HR, 44 RBI, 3 SB
*Mike Coss, 3B, So.258, 1 HR, 31 RBI, 4 SB
Pat Eilers, OF, Sr.307, 0 HR, 11 RBI, 10 SB
*Cory Mee, IF, Fr.327, 0 HR, 7 RBI, 1 SB
TEAM..... .344, 36 HR, .450 slug., 119 SB

Brian Piotrowicz, Jr.11-4, 2.24, 112.1 IP, 72 SO
Erik Madsen, Sr.10-4, 4.07, 104.0 IP, 65 SO
*Brian Conway, Fr.5-4, 5.55, 71.1 IP, 31 SO
Mike Passilla, Sr.6-2, 4.55, 57.1 IP, 24 SO
*Tony Livorsi, Jr.4-1, 1 SV, 4.60, 58.2 IP, 33 SO
Mike Coffey, Jr.7-2, 10 SV, 3.91, 69.0 IP, 51 SO
TEAM..... 48-19, 12 SV, 4.13, 543.0 IP, 308 SO

1990 (46-12)

#Craig Counsell, 3B, So.265, 4 HR, 34 RBI, 11 SB
Ed Lund, C, Sr.311, 5 HR, 37 RBI, 12 SB
*Frank Jacobs, LF, Jr.277, 11 HR, 49 RBI, 5 SB
Eric Danapilis, CF, Fr.429, 6 HR, 31 RBI, 6 SB
*Joe Binkiewicz, 1B, So.322, 4 HR, 29 RBI, 6 SB
Mike Rotkis, RF, Sr.347, 4 HR, 14 RBI, 2 SB
*Mike Coss, SS, Jr.290, 2 HR, 33 RBI, 14 SB
Dan Bautch, DH, So.267, 0 HR, 17 RBI, 29 SB
*Cory Mee, 2B, So.241, 1 HR, 23 RBI, 4 SB
Adam Maisono, DH, Fr.333, 7 HR, 37 RBI, 2 SB
*Edwin Hartwell, OF, Fr.258, 2 HR, 15 RBI, 4 SB
TEAM..... .291, 49 HR, .438 slug., 117 SB

Pat Leahy, Fr.8-1, 3.14, 83.0 IP, 60 SO
Brian Piotrowicz, Sr.7-3, 1 SV, 1.90, 80.2 IP, 53 SO
Alan Walania, Fr.5-0, 1 SV, 3.09, 70.0 IP, 46 SO
David Sinnes, Fr.9-2, 1 SV, 1.05, 68.2 IP, 77 SO
*Chris Michalak, Fr.4-2, 6 SV, 3.28, 49.1 IP, 48 SO
Mike Coffey, Sr.5-1, 2 SV, 2.45, 36.2 IP, 21 SO
TEAM..... 46-12, 12 SV, 3.00, 474.1 IP, 354 SO

1991 (45-16)

#Greg Layson, 2B, Fr.338, 2 HR, 29 RBI, 20 SB
#Craig Counsell, SS, Jr.317, 2 HR, 37 RBI, 7 SB
*Frank Jacobs, LF, Sr.333, 20 HR, 79 RBI, 9 SB
Eric Danapilis, RF, So.374, 4 HR, 43 RBI, 10 SB
*Joe Binkiewicz, 1B, Jr.379, 15 HR, 48 RBI, 2 SB
*Mike Coss, SS/C, Sr.287, 2 HR, 24 RBI, 8 SB
#Cory Mee, 3B/C, Jr.355, 0 HR, 34 RBI, 3 SB
Dan Bautch, CF, Jr.276, 1 HR, 14 RBI, 16 SB
Adam Maisono, DH, So.216, 5 HR, 25 RBI, 2 SB
*Matt Haas, IF/C, Fr.278, 3 HR, 15 RBI, 0 SB
TEAM..... .305, 62 HR, .474 slug., 91 SB

*Chris Michalak, So.9-1, 2.47, 87.1 IP, 68 SO
*Tom Price, Fr.7-2, 4 SV, 2.55, 81.1 IP, 69 SO
Alan Walania, So.11-5, 3 SV, 3.69, 90.1 IP, 45 SO
David Sinnes, So.5-2, 4.73, 85.2 IP, 89 SO
Pat Leahy, So.8-3, 4.76, 81.1 IP, 52 SO
TEAM..... 45-16, 14 SV, 4.01, 491.0 IP, 345 SO

1992 (48-15)

#Greg Layson, 2B, So.252, 0 HR, 8 RBI, 14 SB
#Cory Mee, 3B, Sr.292, 5 HR, 50 RBI, 6 SB
#Craig Counsell, SS, Sr.339, 12 HR, 63 RBI, 13 SB
Eric Danapilis, RF, Jr.377, 6 HR, 62 RBI, 11 SB
*Joe Binkiewicz, 1B, Sr.308, 10 HR, 55 RBI, 6 SB
*Edwin Hartwell, DH, Jr.359, 3 HR, 16 RBI, 6 SB
#Paul Failla, LF, Fr.292, 1 HR, 33 RBI, 14 SB
Dan Bautch, CF, Fr.310, 1 HR, 15 RBI, 23 SB
Bob Lisanti, C, Fr.279, 0 HR, 17 RBI, 5 SB
*Matt Haas, IF/C, So.339, 2 HR, 13 RBI, 1 SB
Steve Verduzco, LF, Fr.255, 1 HR, 16 RBI, 11 SB
Craig DeSensi, DH, Fr.292, 0 HR, 16 RBI, 2 SB
TEAM..... .301, 45 HR, .444 slug., 119 SB

David Sinnes, Jr.8-1, 5 SV, 2.31, 58.1 IP, 59 SO
*Tom Price, So.7-1, 2.80, 74.0 IP, 53 SO
*Chris Michalak, Jr.10-5, 3 SV, 2.20, 118.2 IP, 64 SO
Alan Walania, Jr.9-4, 1 SV, 2.94, 88.2 IP, 72 SO
Pat Leahy, Jr.9-3, 3.16, 91.0 IP, 80 SO
Tim Kraus, Fr.2-1, 1 SV, 3.13, 31.2 IP, 7 SO
TEAM..... 48-15, 10 SV, 3.06, 512.0 IP, 369 SO

1993 (46-16)

#Greg Layson, 2B, Jr.363, 3 HR, 34 RBI, 15 SB
*Edwin Hartwell, LF, Sr.447, 13 HR, 68 RBI, 11 SB
#Paul Failla, SS, So.346, 5 HR, 45 RBI, 8 SB
Eric Danapilis, CF, Sr.438, 13 HR, 85 RBI, 13 SB
*Matt Haas, 3B/1B, Jr.345, 4 HR, 61 RBI, 28 SB
Craig DeSensi, DH, So.305, 9 HR, 43 RBI, 10 SB
*Ryan Topham, RF, Fr.302, 6 HR, 31 RBI, 7 SB
Robbie Kent, 1B/3B, Fr.291, 2 HR, 18 RBI, 2 SB
Bob Lisanti, C, So.237, 1 HR, 28 RBI, 5 SB
Rowan Richards, OF, Fr.280, 3 HR, 25 RBI, 10 SB
TEAM..... .334, 64 HR, .519 slug., 127 SB

*Tom Price, Jr.12-2, 1 SV, 3.53, 94.1 IP, 69 SO
David Sinnes, Sr.10-3, 2.98, 84.2 IP, 90 SO
*Chris Michalak, Sr.11-5, 3 SV, 4.76, 117.1 IP, 83 SO
Alan Walania, Sr.5-3, 3 SV, 4.92, 75.0 IP, 73 SO
A.J. Jones, Fr.3-0, 3 SV, 1.79, 40.1 IP, 22 SO
TEAM..... 46-16, 11 SV, 4.57, 502.2 IP, 392 SO

1994 (44-14)

#Greg Layson, 2B, Sr.312, 0 HR, 30 RBI, 31 SB
*Scott Sollmann, CF, Fr.419, 0 HR, 27 RBI, 25 SB
*Ryan Topham, RF, So.329, 10 HR, 54 RBI, 2 SB
Robbie Kent, 1B/3B, So.406, 5 HR, 77 RBI, 6 SB
*Matt Haas, 3B/C, Sr.340, 3 HR, 29 RBI, 8 SB
*George Restovich, DH, So.330, 6 HR, 37 RBI, 1 SB
#Paul Failla, SS, Jr.268, 1 HR, 28 RBI, 12 SB
Mark Mapes, LF, So.328, 2 HR, 41 RBI, 4 SB
Bob Lisanti, C, Jr.275, 3 HR, 17 RBI, 3 SB
Robby Birk, OF/IF, Sr.296, 2 HR, 24 RBI, 8 SB
Dennis Twombly, DH, Fr.348, 5 HR, 24 RBI, 2 SB
TEAM..... .323, 39 HR, .474 slug., 124 SB

*Tom Price, Sr.14-3, 2.11, 127.2 IP, 85 SO
Darin Schmalz, Fr.4-3, 3.47, 46.2 IP, 28 SO
Tim Kraus, Jr.8-0, 1 SV, 3.02, 53.2 IP, 35 SO
*Gregg Henebry, Fr.3-1, 3.10, 29.0 IP, 23 SO
Larry Mohs, Fr.4-2, 2 SV, 2.25, 56.0 IP, 40 SO
*Paul Pryblo, Fr.1-0, 5 SV, 2.25, 28.0 IP, 25 SO
TEAM..... 44-14, 14 SV, 3.23, 479.0 IP, 327 SO

1995 (40-21)

Craig DeSensi, 1B, Sr.345, 8 HR, 48 RBI, 5 SB
*Scott Sollmann, CF, So.406, 1 HR, 32 RBI, 23 SB
Mike Amrhein, 3B, So.386, 7 HR, 69 RBI, 2 SB
*Ryan Topham, RF, Jr.335, 18 HR, 79 RBI, 9 SB
Rowan Richards, LF, Jr.284, 5 HR, 35 RBI, 5 SB
*George Restovich, C, Jr.306, 9 HR, 50 RBI, 0 SB
Justin Scholl, DH, So.297, 2 HR, 14 RBI, 0 SB
#J.J. Brock, SS, So.238, 2 HR, 29 RBI, 4 SB
Randall Brooks, 2B, So.333, 2 HR, 25 RBI, 5 SB
Christian Parker, DH, Fr.287, 3 HR, 11 RBI, 1 SB
Bob Lisanti, C, Sr.injured (1 GP)
TEAM..... .316, 60 HR, .489 slug., 57 SB

Darin Schmalz, So.8-3, 4.01, 85.1 IP, 50 SO
Christian Parker, Fr.4-5, 5.14, 68.1 IP, 34 SO
*Gregg Henebry, So.4-2, 4.47, 52.1 IP, 32 SO
Dan Stavisky, Fr.5-1, 5.85, 47.2 IP, 30 SO
Larry Mohs, So.2-2, 2 SV, 3.21, 33.2 IP, 27 SO
Tim Kraus, Sr.4-3, 3 SV, 3.65, 44.1 IP, 21 SO
Rich Sauget, Sr.2-1, 3 SV, 3.31, 32.2 IP, 27 SO
TEAM..... 40-21, 9 SV, 4.53, 510.2 IP, 320 SO

1996 (44-18)

Randall Brooks, 2B, Jr.396, 4 HR, 27 RBI, 15 SB
*Scott Sollmann, CF, Jr.311, 2 HR, 25 RBI, 52 SB
Rowan Richards, RF, Sr.303, 7 HR, 20 RBI, 1 SB
Mike Amrhein, LF, Jr.323, 13 HR, 49 RBI, 8 SB
*George Restovich, 1B, Sr.336, 7 HR, 68 RBI, 5 SB
Bob Lisanti, C, Gr.344, 3 HR, 37 RBI, 2 SB
Jeff Wagner, DH/C, Fr.287, 10 HR, 45 RBI, 0 SB
#J.J. Brock, 3B, Jr.320, 3 HR, 41 RBI, 4 SB
#Paul Turco, SS, Fr.247, 0 HR, 18 RBI, 4 SB
#Allen Greene, OF, Fr.276, 1 HR, 14 RBI, 6 SB
TEAM..... .315, 58 HR, .485 slug., 97 SB

Darin Schmalz, Jr.9-4, 2.23, 84.2 IP, 56 SO
Christian Parker, So.8-3, 4.24, 80.2 IP, 56 SO
Dan Stavisky, So.7-1, 3.07, 70.1 IP, 47 SO
*Gregg Henebry, Jr.6-1, 4.60, 62.2 IP, 29 SO
Rich Sauget, Gr.1-2, 6 SV, 2.92, 40.0 IP, 40 SO
TEAM..... 44-18, 11 SV, 3.87, 512.0 IP, 365 SO

1997 (41-19)

Randall Brooks, CF, Sr.366, 3 HR, 39 RBI, 17 SB
*Jeff Perconte, RF, Fr.282, 3 HR, 9 RBI, 1 SB
Mike Amrhein, C/DH, Sr.394, 14 HR, 71 RBI, 0 SB
Jeff Wagner, DH/C, So.374, 17 HR, 69 RBI, 1 SB
Brant Ust, 2B/SS, Fr.372, 11 HR, 54 RBI, 4 SB
#Allen Greene, LF, So.365, 7 HR, 55 RBI, 4 SB
*Jeff Felker, 1B, Fr.319, 4 HR, 29 RBI, 5 SB
Todd Frye, 2B, Jr.308, 0 HR, 19 RBI, 5 SB
#J.J. Brock, 3B, Sr.365, 3 HR, 50 RBI, 4 SB
Pat O'Keefe, OF, Sr.276, 1 HR, 13 RBI, 6 SB
TEAM.....	.334, 66 HR, .529 slug., 51 SB

Darin Schmalz, Sr.	9-3, 3.67, 81.0 IP, 58 SO
Alex Shilliday, So.	7-3, 1 SV, 5.11, 79.1 IP, 72 SO
Brad Lidge, So.	4-3, 6.21, 37.2 IP, 40 SO
*Tim Kalita, Fr.	3-1, 1 SV, 3.67, 49.0 IP, 46 SO
*Chris McKeown, So.	4-3, 3.26, 69.0 IP, 46 SO
Larry Mohs, Sr.	0-1, 4 SV, 2.66, 23.2 IP, 23 SO
TEAM.....	41-19, 11 SV, 4.51, 504.2 IP, 399 SO

1998 (41-17)

#Allen Greene, CF, Jr.317, 7 HR, 44 RBI, 12 SB
#J.J. Brock, SS, Gr.341, 13 HR, 54 RBI, 4 SB
*Jeff Felker, RF, So.283, 3 HR, 35 RBI, 2 SB
Jeff Wagner, C, Jr.330, 14 HR, 49 RBI, 1 SB
Brant Ust, 3B, So.373, 18 HR, 58 RBI, 11 SB
*Jeff Perconte, DH, So.250, 0 HR, 17 RBI, 7 SB
Alec Porzel, LF, Fr.265, 7 HR, 39 RBI, 5 SB
Todd Frye, 2B, Sr.243, 0 HR, 13 RBI, 4 SB
*Dan Leatherman, 1B, Sr.343, 8 HR, 25 RBI, 7 SB
Mike Knecht, C, Jr.286, 0 HR, 10 RBI, 1 SB
TEAM.....	.304, 73 HR, .501 slug., 61 SB

Alex Shilliday, Jr.	9-5, 3.54, 96.2 IP, 93 SO
Brad Lidge, Jr.	8-2, 4.15, 80.1 IP, 93 SO
*Tim Kalita, So.	4-0, 2.78, 74.1 IP, 71 SO
*Chris McKeown, Jr.	4-2, 4.47, 41.0 IP, 37 SO
Aaron Heilman, Fr.	7-3, 9 SV, 1.61, 67.0 IP, 78 SO
TEAM.....	41-17, 4.02, 10 SV, 501.1 IP, 456 SO

1999 (39-22)

*Steve Stanley, CF, Fr.326, 0 HR, 29 RBI, 24 SB
*Paul O'Toole, C, Fr.318, 8 HR, 39 RBI, 12 SB
Alec Porzel, 2B, So.333, 13 HR, 60 RBI, 11 SB
Brant Ust, SS, Jr.359, 10 HR, 58 RBI, 10 SB
Jeff Wagner, DH, Sr. (inj.)354, 8 HR, 26 RBI, 1 SB
Matt Nussbaum, LF, Jr.314, 5 HR, 33 RBI, 0 SB
*Jeff Felker, 1B, Jr.333, 9 HR, 40 RBI, 3 SB
*Andy Bushey, 3B, Fr.266, 2 HR, 10 RBI, 2 SB
*Ben Cooke, RF, So.267, 1 HR, 22 RBI, 4 SB
Matt Strickroth, OF, Fr.200, 3 HR, 18 RBI, 1 SB
*Jeff Perconte, IF/OF, Sr.323, 2 HR, 19 RBI, 4 SB
TEAM.....	.307, 70 HR, .484 slug., 84 SB

Aaron Heilman, So.	11-2, 3 SV, 3.14, 109.0 IP, 118 SO
Alex Shilliday, Sr.	4-5, 5.14, 63.0 IP, 56 SO
*Tim Kalita, Jr.	4-2, 5.16, 90.2 IP, 97 SO
Scott Cavey, Jr.	6-1, 3.70, 58.1 IP, 47 SO
*Chris McKeown, Sr.	3-2, 1 SV, 3.53, 51.0 IP, 45 SO
John Corbin, Jr.	7-3, 9 SV, 4.53, 47.2 IP, 44 SO
TEAM.....	43-18, 15 SV, 5.16, 512.2 IP, 478 SO

2000 (46-18)

Ken Meyer, DH, So.328, 3 HR, 20 RBI, 1 SB
*Steve Stanley, CF, So.362, 0 HR, 24 RBI, 29 SB
Alec Porzel, SS, Jr.342, 9 HR, 58 RBI, 10 SB
*Jeff Felker, 1B, Sr.307, 7 HR, 51 RBI, 2 SB
Matt Nussbaum, LF, Sr.257, 0 HR, 37 RBI, 5 SB
*Brian Stavisky, RF, Fr.298, 14 HR, 45 RBI, 9 SB
*Paul O'Toole, C, So.302, 8 HR, 39 RBI, 16 SB
*Andy Bushey, 3B, So.275, 3 HR, 30 RBI, 3 SB
*Jeff Perconte, 2B, Sr.205, 1 HR, 15 RBI, 0 SB
Kris Billmaier, LF, Fr.354, 5 HR, 19 RBI, 3 SB
TEAM.....	.299, 50 HR, .449 slug., 76 SB

Aaron Heilman, Jr.	10-2, 3.21, 103.2 IP, 118 SO
Scott Cavey, Sr.	6-3, 4.58, 70.2 IP, 61 SO
J.P. Gagne, Fr.	7-1, 4.46, 72.2 IP, 44 SO
Matt Laird, Fr.	5-2, 3.83, 47.0 IP, 34 SO
Danny Tamayo, Jr.	3-1, 1 SV, 3.62, 32.1 IP, 24 SO
John Corbin, Sr.	5-4, 11 SV, 4.69, 48.0 IP, 54 SO
TEAM.....	46-18, 15 SV, 3.93, 545.0 IP, 454 SO

2001 (49-13-1)

*Steve Stanley, CF, Jr.400, 1 HR, 32 RBI, 31 SB
Steve Sollmann, 2B, Fr.362, 5 HR, 36 RBI, 23 SB
Alec Porzel, SS, Sr.295, 8 HR, 59 RBI, 6 SB
*Brian Stavisky, RF, So.386, 10 HR, 66 RBI, 9 SB
Kris Billmaier, LF, So.257, 3 HR, 37 RBI, 4 SB
*Paul O'Toole, C, Jr.323, 5 HR, 35 RBI, 15 SB
*Andrew Bushey, 3B, Jr.335, 0 HR, 36 RBI, 1 SB
*Matt Bok, DH, Jr.286, 1 HR, 17 RBI, 0 SB
*Joe Thaman, 1B, Fr.284, 2 HR, 25 RBI, 1 SB
Ken Meyer, DH, Jr.271, 3 HR, 20 RBI, 1 SB
TEAM.....	.322, 49 HR, .470 slug., 92 SB

Aaron Heilman, Sr.	15-0, 1.74, 114.0 IP, 111 SO
Danny Tamayo, Sr.	8-3, 2.72, 52.0 IP, 30 SO
J.P. Gagne, So.	5-5, 5.35, 70.2 IP, 47 SO
Peter Ogilvie, So.	5-1, 1.90, 52.0 IP, 30 SO
Matt Buchmeier, Jr.	1-1, 2 SV, 3.91, 46.0 IP, 28 SO
Matt Laird, So.	5-1, 4 SV, 3.09, 32.0 IP, 28 SO
TEAM.....	49-13, 8 SV, 3.22, 547.2 IP, 420 SO

2002 (50-18)

*Steve Stanley, CF, Sr.439, 1 HR, 36 RBI, 32 SB
Steve Sollmann, 2B, So.362, 2 HR, 47 RBI, 6 SB
*Brian Stavisky, RF, Jr.394, 9 HR, 57 RBI, 2 SB
*Andrew Bushey, 3B, Sr.323, 6 HR, 59 RBI, 1 SB
*Paul O'Toole, C, Sr.281, 11 HR, 50 RBI, 11 SB
Kris Billmaier, LF, Jr.313, 3 HR, 41 RBI, 2 SB
*Matt Bok, DH, Sr.311, 3 HR, 36 RBI, 3 SB
Javi Sanchez, SS, So.281, 5 HR, 29 RBI, 1 SB
*Joe Thaman, 1B, So.272, 6 HR, 33 RBI, 2 SB
Matt Macri, SS, Fr. (inj.)206, 1 HR, 13 RBI, 1 SB
Ken Meyer, DH, Sr.268, 2 HR, 8 RBI, 1 SB
TEAM.....	.321, 53 HR, .467 slug., 63 SB

J.P. Gagne, Jr.	9-4, 6 SV, 3.14, 94.2 IP, 69 SO
Grant Johnson, Fr.	9-5, 3.46, 101.1 IP, 86 SO
Scott Cavey, Jr.	4-0, 2 SV, 3.36, 72.1 IP, 62 SO
Peter Ogilvie, Jr.	7-5, 4.65, 79.1 IP, 58 SO
Ryan Kalita, Jr.	5-0, 3.16, 42.2 IP, 36 SO
John Axford, Fr.	5-2, 3.95, 70.2 IP, 64 SO
TEAM.....	50-18, 18 SV, 3.57, 584.1 IP, 483 SO

2003 (45-18)

Steve Sollmann, 2B, Jr.384, 4 HR, 40 RBI, 38 SB
*Brennan Grogan, LF, Fr.299, 0 HR, 25 RBI, 15 SB
*Steve Andres, DH, Fr.269, 4 HR, 22 RBI, 2 SB
Matt Edwards, 3B/1B, So.376, 8 HR, 69 RBI, 2 SB
Kris Billmaier, CF, Sr.271, 5 HR, 43 RBI, 1 SB
Matt Macri, SS, So.294, 4 HR, 35 RBI, 6 SB
Cody Rizzo, RF, Fr.314, 4 HR, 38 RBI, 1 SB
Javi Sanchez, C, Jr.303, 1 HR, 26 RBI, 6 SB
*Joe Thaman, 1B, Jr.280, 1 HR, 23 RBI, 0 SB
Matt Bransfield, DH, Fr.310, 0 HR, 10 RBI, 0 SB
Craig Cooper, LF, Fr.303, 0 HR, 15 RBI, 10 SB
Greg Lopez, 3B, Fr.250, 0 HR, 26 RBI, 1 SB
TEAM.....	.309, 31 HR, .430 slug., 84 SB

Chris Niesel, So.	9-1, 2.65, 98.1 IP, 87 SO
Ryan Kalita, Sr.	7-1, 3.42, 76.1 IP, 64 SO
J.P. Gagne, Sr.	4-6, 13 SV, 2.70, 60.0 IP, 45 SO
John Axford, So.	9-3, 4.31, 71.0 IP, 69 SO
*Tom Thornton, Fr.	5-1, 1.81, 54.2 IP, 29 SO
Matt Laird, Sr.	3-1, 1 SV, 4.22, 53.1 IP, 48 SO
Ryan Doherty, Fr.	2-0, 1 SV, 2.20, 28.2 IP, 44 SO
TEAM.....	45-18, 18 SV, 3.53, 554.0 IP, 479 SO

2004 (51-12)

Matt Macri, 3B, Jr.367, 14 HR, 56 RBI, 12 SB
Steve Sollmann, 2B, Sr. (inj.)311, 2 HR, 23 RBI, 17 SB
Matt Bransfield, DH, So.306, 12 HR, 58 RBI, 0 SB
Javi Sanchez, C, Sr.278, 2 HR, 41 RBI, 2 SB
*Steve Andres, LF, So.320, 8 HR, 39 RBI, 4 SB
Craig Cooper, RF, So.360, 10 HR, 48 RBI, 12 SB
Matt Edwards, 1B, Jr.310, 12 HR, 54 RBI, 5 SB
Cody Rizzo, CF, So.263, 4 HR, 29 RBI, 5 SB
Greg Lopez, SS, So.332, 2 HR, 34 RBI, 4 SB
Danny Dressman, OF, Fr.264, 0 HR, 18 RBI, 2 SB
TEAM.....	.309, 69 HR, .479 slug., 69 SB

Grant Johnson, Jr.	6-0, 1.87, 57.2 IP, 51 SO
Chris Niesel, Jr.	8-3, 3.62, 102.0 IP, 84 SO
*Tom Thornton, So.	9-2, 3.88, 99.2 IP, 77 SO
Jeff Samardzija, Fr.	5-3, 1 SV, 2.95, 64.0 IP, 42 SO
Ryan Doherty, So.	5-1, 12 SV, 2.38, 34.0 IP, 46 SO
Dan Kapala, Fr.	2-1, 1 SV, 2.70, 40.0 IP, 40 SO
*Joe Thaman, Sr.	4-1, 1 SV, 3.35, 48.1 IP, 34 SO
TEAM.....	51-12, 15 SV, 3.36, 554.2 IP, 436 SO

2005 (38-24-1)

Alex Nettey, CF, Jr.288, 2 HR, 24 RBI, 12 SB
*Brett Lilley, 3B, Fr.355, 0 HR, 28 RBI, 9 SB
Matt Edwards, 1B, Sr.353, 14 HR, 68 RBI, 7 SB
Craig Cooper, LF, Jr.325, 7 HR, 58 RBI, 14 SB
Cody Rizzo, RF, Jr.252, 6 HR, 24 RBI, 17 SB
Matt Bransfield, DH, Jr. (inj.)313, 0 HR, 16 RBI, 1 SB
*Ross Brezovsky, 2B, Fr.261, 2 HR, 20 RBI, 3 SB
*Sean Gaston, C, So.293, 1 HR, 28 RBI, 4 SB
Greg Lopez, SS, Jr.274, 2 HR, 34 RBI, 0 SB
*Steve Andres, DH/LF, Jr.232, 5 HR, 25 RBI, 0 SB
Tony Langford, LF/DH, Fr.283, 3 HR, 28 RBI, 1 SB
TEAM.....	.295, 43 HR, .416 slug., 69 SB

*Tom Thornton, Jr.	6-6, 4.69, 96.0 IP, 40 SO
Jeff Samardzija, So.	8-1, 3.89, 78.2 IP, 56 SO
Jeff Manship, So.	2-1, 1 SV, 3.97, 22.2 IP, 20 SO
Dan Kapala, So.	7-3, 1 SV, 3.20, 81.2 IP, 40 SO
Ryan Doherty, Jr.	1-3, 7 SV, 3.79, 35.2 IP, 44 SO
*Wade Korpi, Fr.	4-3, 5.47, 54.1 IP, 32 SO
*Mike Dury, So.	1-0, 2 SV, 1.38, 26.0 IP, 17 SO
TEAM.....	38-24, 13 SV, 4.41, 557.1 IP, 342 SO

Starting Lineups

2006 (45-17-1)

Craig Cooper, 1B, Sr.425, 9 HR, 41 RBI, 9 SB
*Brett Lilley, 3B, So.320, 2 HR, 32 RBI, 5 SB
Jeremy Barnes, DH/2B, Fr.294, 2 HR, 49 RBI, 9 SB
Matt Bransfield, LF, Sr.333, 6 HR, 45 RBI, 4 SB
*Ross Brezovsky, 2B, So.295, 4 HR, 42 RBI, 2 SB
*Sean Gaston, C, Jr.319, 1 HR, 30 RBI, 4 SB
Alex Nettey, CF, Sr.298, 3 HR, 23 RBI, 7 SB
Greg Lopez, SS, Sr.304, 0 HR, 37 RBI, 2 SB
Cody Rizzo, RF/C, Sr.261, 3 HR, 36 RBI, 13 SB
*Danny Dressman, OF, Jr.321, 0 HR, 35 RBI, 6 SB
*Steve Andres, DH/LF, Sr.203, 1 HR, 8 RBI, 1 SB
TEAM.....	.313, 33 HR, .430 slug., 62 SB

Jeff Manship, Jr.	9-2, 3.26, 94.0 IP, 111 SO
Jeff Samardzija, Jr.	8-2, 4.33, 97.2 IP, 61 SO
*Tom Thornton, Sr.	7-3, 3.94, 82.1 IP, 58 SO
*Wade Korpi, So.	7-2, 2.00, 76.1 IP, 94 SO
Kyle Weiland, Fr.	2-4, 16 SV, 2.37, 49.1 IP, 48 SO
*Mike Dury, Jr.	3-1, 1 SV, 2.17, 29.0 IP, 17 SO
Jess Stewart, Jr.	4-2, 1 SV, 2.31, 39.0 IP, 21 SO
TEAM.....	45-17, 18 SV, 3.52, 572.0 IP, 504 SO

2007 (28-28)

*Brett Lilley, SS, Jr.371, 1 HR, 14 RBI, 5 SB
A.J. Pollock, 3B, Fr.372, 3 HR, 28 RBI, 11 SB
*Ross Brezovsky, LF, Jr.263, 1 HR, 33 RBI, 7 SB
Matt Weglarz, C, Gr.244, 5 HR, 29 RBI, 4 SB
*Danny Dressman, CF, Sr.305, 0 HR, 27 RBI, 11 SB
Jeremy Barnes, 2B, So.258, 1 HR, 28 RBI, 8 SB
#Mike Dury, 1B, Sr.242, 9 HR, 35 RBI, 4 SB
Ryan Smith, DH, Fr.267, 2 HR, 23 RBI, 1 SB
Ryan Connolly, RF, So.185, 0 HR, 9 RBI, 2 SB
Brayden Ashdown, RF, Fr.158, 0 HR, 4 RBI, 2 SB
TEAM.....	.274, 24 HR, .371 slug., 59 SB

David Phelps, So.	8-5, 1.88, 110.1 IP, 102 SO
Dan Kapala, Sr.	0-6, 3.92, 41.1 IP, 23 SO
*Wade Korpi, Jr.	1-5, 4.02, 53.2 IP, 43 SO
Eric Maust, Fr.	2-0, 3.65, 44.1 IP, 32 SO
Joey Williamson, Jr.	4-3, 2.81, 51.1 IP, 53 SO
Kyle Weiland, So.	5-3, 2 SV, 5.66, 41.1 IP, 37 SO
*Sam Elam, So.	0-2, 4.55, 31.2 IP, 25 SO
Brett Graffy, So.	3-2, 5.68, 38.0 IP, 24 SO
TEAM.....	28-28, 8 SV, 3.97, 487.0 IP, 396 SO

2008 (33-21-1)

*Brett Lilley, SS, Sr.297, 2 HR, 34 RBI, 9 SB
*David Mills, LF, So.349, 2 HR, 26 RBI, 9 SB
A.J. Pollock, CF, So.352, 4 HR, 42 RBI, 28 SB
*Evan Sharpley, DH, Jr.324, 13 HR, 40 RBI, 1 SB
*Ross Brezovsky, LF, Sr.338, 4 HR, 35 RBI, 1 SB
Jeremy Barnes, 2B, Jr.307, 8 HR, 50 RBI, 3 SB
#Sean Gaston, C, Sr.287, 0 HR, 27 RBI, 3 SB
Casey Martin, 1B, Jr.281, 3 HR, 18 RBI, 0 SB
Greg Sherry, 3B, Fr.315, 2 HR, 14 RBI, 1 SB
Billy Boockford, RF, So.275, 1 HR, 26 RBI, 0 SB
Brayden Ashdown, RF, So.393, 1 HR, 4 RBI, 1 SB
Mick Doyle, 3B, Fr.313, 0 HR, 6 RBI, 0 SB
TEAM.....	.309, 41 HR, .447 slug., 59 SB

David Phelps, Jr.	5-5, 4.65, 93.0 IP, 75 SO
*Wade Korpi, Sr.	6-3, 3.59, 77.2 IP, 58 SO
Eric Maust, So.	6-3, 4.52, 69.2 IP, 46 SO
Tony Langford, Sr.	2-0, 1.27, 21.1 IP, 18 SO
Todd Miller, Jr.	0-1, 2.45, 18.1 IP, 13 SO
Ryan Sharpley, Fr.	4-2, 3.03, 32.2 IP, 31 SO
Steven Mazur, Sr.	1-0, 4.18, 23.2 IP, 25 SO
Evan Danieli, Jr.	0-0, 5.00, 27.0 IP, 20 SO
Kyle Weiland, Jr.	2-2, 5.04, 30.1 IP, 31 SO
Cole Johnson, Fr.	2-2, 5.30, 35.2 IP, 28 SO
Brian Dupra, Fr.	3-3, 5.44, 46.1 IP, 30 SO
TEAM.....	33-21, 8 SV, 4.38, 493.2 IP, 392 SO

2009 (36-23)

A.J. Pollock, CF, Jr.365, 10 HR, 52 RBI, 21 SB
*Golden Tate, LF, So.329, 1 HR, 21 RBI, 13 SB
Jeremy Barnes, SS, Sr.353, 15 HR, 70 RBI, 4 SB
*David Casey, DH, So.330, 3 HR, 21 RBI, 2 SB
David Mills, RF, Jr.325, 1 HR, 28 RBI, 7 SB
Ryan Connolly, 1B, Sr.324, 4 HR, 19 RBI, 5 SB
Mick Doyle, 3B, So.327, 3 HR, 31 RBI, 3 SB
Cameron McConnell, C, So.289, 3 HR, 27 RBI, 1 SB
Greg Sherry, 2B, So.273, 0 HR, 18 RBI, 0 SB
Brayden Ashdown, RF, Jr.302, 1 HR, 13 RBI, 1 SB
Evan Sharpley, DH/1B, Sr.223, 5 HR, 15 RBI, 0 SB
Matt Scioscia, DH/C, So.265, 1 HR, 15 RBI, 0 SB
Ryne Intlekofer, 2B, Jr.250, 1 HR, 10 RBI, 0 SB
Casey Martin, DH/1B, Jr.301, 2 HR, 12 RBI, 1 SB
TEAM.....	.309, 51 HR, .455 slug., 58 SB

Cole Johnson, So.	7-3, 4.47, 94.2 IP, 64 SO
Brian Dupra, So.	6-5, 4.94, 85.2 IP, 48 SO
Eric Maust, Jr.	6-3, 7.13, 82.0 IP, 26 SO
Will Hudgins, Fr.	2-0, 3.65, 24.2 IP, 9 SO
Ryan Richter, Fr.	5-2, 3.86, 30.1 IP, 19 SO
Joe Spano, Fr.	1-1, 4.19, 19.1 IP, 12 SO
David Mills, Jr.	2-1, 4.55, 27.2 IP, 18 SO
Todd Miller, So.	1-2, 5.40, 36.2 IP, 21 SO
Sam Elam, Sr.	1-1, 5.74, 31.1 IP, 38 SO
Dustin Ispas, Fr.	0-1, 6.63, 19.0 IP, 14 SO
Steven Mazur, Jr.	2-2, 10.07, 22.1 IP, 22 SO
TEAM.....	36-23, 12 SV, 5.36, 519.0 IP, 328 SO

2010 (22-32)

Ryan Connolly, LF, Sr.335, 11 HR, 38 RBI, 7 SB
Frank DeSico, 2B, Fr.333, 1 HR, 25 RBI, 4 SB
David Mills, DH, Sr.308, 3 HR, 32 RBI, 8 SB
Casey Martin, 1B, Sr.328, 5 HR, 33 RBI, 1 SB
Mick Doyle, SS, Jr.228, 5 HR, 22 RBI, 2 SB
Brayden Ashdown, CF, Sr.262, 5 HR, 18 RBI, 0 SB
Billy Boockford, RF, Sr.267, 1 HR, 14 RBI, 1 SB
Cameron McConnell, C, Jr.219, 3 HR, 17 RBI, 1 SB
Greg Sherry, 3B, Jr.202, 0 HR, 6 RBI, 0 SB
Ryne Intlekofer, INF, Sr.315, 1 HR, 5 RBI, 1 SB
Matt Scioscia, DH/1B, Jr.288, 0 HR, 12 RBI, 0 SB
Joe Hudson, C, Fr.264, 1 HR, 6 RBI, 1 SB
Adam Norton, INF, Fr.261, 1 HR, 15 RBI, 0 SB
David Casey, DH/1B, Jr.246, 0 HR, 12 RBI, 0 SB
TEAM.....	.276, 39 HR, .394 slug., 29 SB

Brian Dupra, Jr.	4-5, 6.21, 82.2 IP, 53 SO
Steve Sabatino, So.	3-7, 5.53, 71.2 IP, 61 SO
Eric Maust, Sr.	1-6, 5.83, 66.1 IP, 34 SO
David Mills, Sr.	1-1, 3.26, 30.1 IP, 19 SO
Todd Miller, Jr.	2-0, 3.65, 12.1 IP, 7 SO
Steven Mazur, Sr.	1-2, 4.44, 26.1 IP, 29 SO
Adam Norton, Fr.	1-0, 5.23, 20.2 IP, 18 SO
Will Hudgins, So.	4-1, 5.56, 34.0 IP, 23 SO
Ryan Richter, So.	1-1, 7.15, 34.0 IP, 21 SO
Joe Spano, So.	0-3, 7.59, 21.1 IP, 20 SO
Cole Johnson, Jr.	3-3, 7.76, 31.1 IP, 19 SO
Ryan Sharpley, Jr.	0-1, 8.22, 15.1 IP, 16 SO
TEAM	22-32, 10 SV, 5.95, 476.1 IP, 334 SO




Year	Batting Average	Home Runs.....	Runs Batted In
1948	Gene Lavery281	Ray Petrzelka 2	Ray Petrzelka 11
1949	Dick Giedlin350	N.A.....	N.A.
1950	Dick Giedlin317	Charles Kreis 3	Dick Giedlin/Charles Kreis/Tom Martin..... 16
1951	Tom Boland301	Harry Durkin 4	Harry Durkin..... 19
1952	Dick Colloton340	Bujnowski/Durkin/Ledwidge/Rosenthal..... 1	Joe Ridge 15
1953	Mark Tremblay350	Roger Braun/Dick Rosenthal 1	Roger Braun 30
1954	Mark Tremblay348	Mark Tremblay..... 3	Jim Twohy..... 15
1955	Jim Cusack342	Dan Nespo 3	Three players 13
1956	Elmer Kohorst329	Elmer Kohorst/Daniel Nespo..... 2	Elmer Kohorst..... 21
1957	Jim Morris386	Gene Duffy..... 4	Bob Senecal..... 21
1958	Jim Morris394	Jim Morris..... 7	Dick Selcer/Harold Trapp 30
1959	Dick Selcer352	Gene Duffy 3	Gene Duffy..... 31
1960	Jack Gentempo383	Frank Finnegan 5	John Carretta 34
1961	Dick O'Leary287	Dick O'Leary..... 6	Dick O'Leary 26
1962	George Sefcik367	George Sefcik 4	George Sefcik..... 23
1963	Rich Gonski358	John Counsell 4	Shaun Fitzmaurice 27
1964	Rich Gonski379	Rich Gonski 10	Shaun Fitzmaurice 28
1965	Mark Gonring299	Pat Topolski 3	Pat Topolski 22
1966	Dick Sauget342	Tom Blythe..... 3	Pat Topolski..... 16
1967	Kevin Hardy398	Dick Licini 4	Dick Licini 21
1968	Nick Scarpelli329	Gerry Goetz/Bob Kocmalski/Dick Licini..... 2	Gerry Goetz 18
1969	Tom Lux333	Phil Krill/James Gieselman 2	Tom Lux 13
1970	Joe Keenan312	Phil Krill 4	Bill Orga 23
1971	Pete Schmidt367	Paul Horan/Phil Krill..... 3	Phil Krill 28
1972	Joe LaRocca352	Rob Reschan..... 6	Rob Reschan 27
1973	Dick Nussbaum333	Tom Hansen/Robert Roemer 2	Mark Schmitz/Robert Roemer 24
1974	Tom Hansen378	Jim Smith..... 4	Tom Hansen..... 23
1975	Pat Coleman329	Jim Smith..... 3	Bob Stratta..... 22
1976	Frank Fiascki365	Bob Stratta 4	Bob Stratta..... 35
1977	Tim Pollock385	Dan Voellinger..... 5	Mike Galloway/Tim Pollock..... 28
1978	Rick Pullano356	Mark Simendinger/Jim Montagano 2	Rick Pullano 14
1979	Mike Jamieson355	Dan Voellinger..... 2	Dan Voellinger 30
1980	Dave Bartish422	Dan Voellinger..... 5	Dan Voellinger 38
1981	Jim Montagano397	Henry Valenzuela..... 8	Henry Valenzuela 42
1982	Dan Szajko343	Henry Valenzuela..... 4	Chuck Tasch/Henry Valenzuela 35
1983	Rick Chryst325	Carl Vuono 4	Carl Vuono 29
1984	Mike Metzler412	Carl Vuono 8	Mike Metzler 49
1985	Mike Trudeau366	Mike Trudeau 7	Mike Trudeau..... 47
1986	John Loughran380	Tom Shields..... 6	Ken Soos..... 47
1987	Pat Pesavento333	Tim Hutson/Dan Peltier 6	Dan Peltier 39
1988	Dan Peltier414	Tim Hutson 18	Tim Hutson 74
1989	Dan Peltier446	Dan Peltier 15	Dan Peltier 93
1990	Eric Danapilis429	Frank Jacobs..... 11	Frank Jacobs 49
1991	Joe Binkiewicz379	Frank Jacobs..... 20	Frank Jacobs 79
1992	Eric Danapilis377	Craig Counsell..... 12	Craig Counsell 63
1993	Edwin Hartwell447	Edwin Hartwell/Eric Danapilis..... 13	Eric Danapilis 85
1994	Scott Sollmann402	Ryan Topham..... 10	Robbie Kent..... 82
1995	Scott Sollmann406	Ryan Topham..... 18	Ryan Topham..... 79
1996	Randall Brooks396	Mike Amrhein 13	George Restovich..... 68
1997	Mike Amrhein394	Jeff Wagner 17	Mike Amrhein 71
1998	Brant Ust373	Brant Ust 18	Brant Ust..... 58
1999	Brant Ust359	Brant Ust..... 17	Alec Porzel 60
2000	Steve Stanley362	Brian Stavisky 14	Alec Porzel 58
2001	Steve Stanley400	Brian Stavisky 10	Brian Stavisky 66
2002	Steve Stanley439	Paul O'Toole 11	Andrew Bushey 59
2003	Steve Sollmann384	Matt Edwards..... 8	Matt Edwards..... 69
2004	Matt Macri367	Matt Macri 14	Matt Bransfield 58
2005	Brett Lilley355	Matt Edwards 14	Matt Edwards..... 68
2006	Craig Cooper425	Craig Cooper 9	Jeremy Barnes 49
2007	A.J. Pollock372	Mike Dury 9	Mike Dury 35
2008	A.J. Pollock352	Evan Sharpley 13	Jeremy Barnes 50
2009	A.J. Pollock365	Jeremy Barnes 15	Jeremy Barnes 70
2010	Ryan Connolly335	Ryan Connolly..... 11	Ryan Connolly 38

Pitching Leaders

Year	Victories	Earned-Run Average.....	Strikeouts
1950	Bob Nemes 3-5	N.A.....	Bob Nemes 28
1951	Stan Konopka 5-4	N.A.....	N.A.
1952	Tom Bujnowski 5-5	N.A.....	Tom Bujnowski..... 64
1953	Stan Konopka 9-1	N.A.....	Stan Konopka 59
1954	Angelo Capozzi..... 4-2	N.A.....	John Reynolds 33
1955	Dick Bunker..... 3-4	Dick Bunker..... 3.53	Dick Bunker 60
1956	Tom Bujnowski 5-3	Tom Bujnowski..... 3.58	Tom Bujnowski..... 67
1957	Tom Bujnowski 7-3	Chuck Symeon..... 1.30	Tom Bujnowski..... 75
1958	Frank Carpin/Chuck Symeon. 6-2/6-3	Chuck Symeon..... 3.11	Frank Carpin..... 102
1959	Nick Palihnich..... 6-2	Nick Palihnich..... 1.25	Nick Palihnich..... 48
1960	Nick Palihnich..... 6-2	Jack Mitchell..... 0.71	Nick Palihnich..... 55
1961	Mickey Walker 5-2	Mickey Walker..... 2.46	Mickey Walker 48
1962	Phil Donnelly 4-3	Phil Donnelly..... 1.27	Mickey Walker 29
1963	Mickey Walker 6-2	Mickey Walker..... 1.73	Rich Rusteck..... 89
1964	Larry Kennedy/Frank Karazim 4-3/4-4	Larry Kennedy..... 2.91	Frank Karazim..... 42
1965	Ed Lupton 8-4	Ed Lupton..... 2.64	Dan McGinn 69
1966	Tom Cuggino..... 5-2	Tom Cuggino..... 2.25	Tom Cuggino..... 53
1967	Dave Celmer/Bob Arnzen 5-1	Bob Arnzen 2.43	Dave Celmer..... 53
1968	Celmer/Karkut/Furlong... 3-2/3-3/3-3	Mickey Karkut 3.30	Nick Furlong..... 48
1969	Ron Schmitz 5-1	Nick Furlong 1.50	Nick Furlong..... 50
1970	Ron Schmitz 5-2	Mickey Karkut 2.76	Mickey Karkut..... 48
1971	James Noe/Ed Hrabcsak 3-3/3-1	Ed Hrabcsak..... 2.25	Ron Schmitz 48
1972	Rich Eich 5-2	Mike Riddell..... 3.58	Mike Riddell..... 44
1973	Mike Swallow..... 4-1	Mike Riddell..... 3.25	Mike Riddell..... 33
1974	Bob Stratta..... 7-3	Bob Stratta 2.50	Bob Stratta..... 52
1975	Bob Stratta..... 5-3	Bob Stratta 3.76	Bob Stratta..... 36
1976	Don Wolfe..... 6-3	Don Wolfe 2.97	Don Wolfe 46
1977	Jim Sholl 4-7	Jim Sholl..... 3.82	Jim Sholl 51
1978	Don Wolfe..... 4-6	Joe Karpowicz..... 2.62	Don Wolfe..... 41
1979	Mike Deasey 5-0	Mike Deasey 4.24	Bob Bartlett 32
1980	Mike Deasey 6-2	Mike Deasey 2.39	Bob Bartlett 39
1981	Bob Bartlett 7-3	Mike Deasey 3.41	Bob Bartlett 61
1982	Bryan Smith..... 7-2	Mark Clementz 1.50	Mark Clementz..... 33
1983	Bill Matre 6-5	Mark Clementz 3.31	Steve Whitmyer/Bill Matre..... 58
1984	Tom Conlin/Mark Clementz... 5-3/5-6	Mark Clementz 3.31	Mark Clementz..... 37
1985	Stephen Powell/Bob Lopes.... 5-2/5-5	Kevin Chenail 3.22	Buster Lopes 42
1986	Mark Watzke 5-4	Mark Watzke..... 4.50	Kevin Chenail..... 33
1987	Mike Passilla/Thomas Shaw ... 3-4/3-1	Mike Harmon 1.75	Brian Piotrowicz..... 28
1988	Erik Madsen..... 8-4	Erik Madsen 3.74	Erik Madsen..... 56
1989	Brian Piotrowicz..... 11-4	Brian Piotrowicz..... 2.24	Brian Piotrowicz..... 72
1990	David Sinnes 9-2	David Sinnes..... 1.05	David Sinnes 77
1991	Alan Walania 11-5	Chris Michalak..... 2.47	David Sinnes 89
1992	Chris Michalak 10-5	Chris Michalak..... 2.20	Pat Leahy..... 80
1993	Tom Price 12-2	A. J. Jones 1.79	David Sinnes 90
1994	Tom Price 14-5	Larry Mohs 2.09	Tom Price 85
1995	Darin Schmalz 8-3	Tim Kraus..... 3.65	Darin Schmalz..... 50
1996	Darin Schmalz 9-4	Darin Schmalz..... 2.23	Darin Schmalz/Christian Parker..... 56
1997	Darin Schmalz 9-3	Larry Mohs 2.66	Alex Shilliday 72
1998	Alex Shilliday 9-5	Aaron Heilman 1.61	Alex Shilliday/Brad Lidge..... 93
1999	Aaron Heilman 11-2	Aaron Heilman 3.14	Aaron Heilman 118
2000	Aaron Heilman 10-2	Aaron Heilman 3.21	Aaron Heilman 118
2001	Aaron Heilman 15-0	Aaron Heilman 1.74	Aaron Heilman 111
2002	Grant Johnson/J.P. Gagne 9-3/9-4	J.P. Gagne..... 3.14	Grant Johnson..... 86
2003	Chris Niesel/John Axford..... 9-1/9-3	Tom Thornton..... 1.81	Chris Niesel 87
2004	Tom Thornton 9-2	Grant Johnson 1.87	Chris Niesel..... 84
2005	Jeff Samardzija 8-1	Dan Kapala..... 3.20	Jeff Samardzija 56
2006	Jeff Manship..... 9-2	Wade Korpi 2.00	Jeff Manship..... 111
2007	David Phelps 8-5	David Phelps 1.88	David Phelps 102
2008	Eric Maust/Wade Korpi 6-3/6-3	Wade Korpi 3.59	David Phelps 75
2009	Cole Johnson 7-3	Cole Johnson 4.47	Cole Johnson 64
2010	Brian Dupra/Will Hudgins .. 4-5/4-1	Steve Sabatino 5.53	Steve Sabatino 61

Bold indicates current players.



Cory Mee (1989-92) – now head coach at the University of Toledo – started all 63 games of his senior season (1992) and set the Irish record for total sacrifices (16, now t-6th). He also set the Irish career record for total sacrifices (57) and still ranks among Notre Dame's all-time leaders in walks (104; 14th).

GAMES PLAYED

1. Dan Peltier (1989).....	68 of 68
Pat Pesavento (1989).....	68 of 68
James Sass (1989).....	68 of 68
Steve Stanley (2002).....	68 of 68
5. Paul O'Toole (2002).....	66 of 68
6. Steve Stanley (2000).....	64 of 64
Brian Stavisky (2000).....	64 of 64
8. Joe Binkiewicz (1992).....	63 of 63
Eric Danapilis (1992).....	63 of 63
Cory Mee (1992).....	63 of 63
Alec Porzel (2001).....	63 of 63
Steve Stanley (2001).....	63 of 63
Kris Billmaier (2003).....	63 of 63
Cody Rizzo (2006).....	63 of 63
Andrew Bushey (2002).....	63 of 68

GAMES STARTED

1. Dan Peltier (1989).....	68 of 68
Pat Pesavento (1989).....	68 of 68
Steve Stanley (2002).....	68 of 68
4. James Sass (1989).....	66 of 68
5. Paul O'Toole (2002).....	65 of 68
6. Steve Stanley (2000).....	64 of 64
Brian Stavisky (2000).....	64 of 64
8. Joe Binkiewicz (1992).....	63 of 63
Eric Danapilis (1992).....	63 of 63
Cory Mee (1992).....	63 of 63
Alec Porzel (2001).....	63 of 63
Steve Stanley (2001).....	63 of 63
Kris Billmaier (2003).....	63 of 63
Andrew Bushey (2002).....	63 of 68

AT BATS

1. Steve Stanley (2002).....	271
2. Dan Peltier (1989).....	258
3. Steve Stanley (2001).....	255
4. Alec Porzel (2001).....	251
5. Brian Stavisky (2000).....	248
6. Pat Pesavento (1989).....	245
7. Alec Porzel (2000).....	243
8. Steve Stanley (1999).....	242
9. A.J. Pollock (2009).....	241
10. Matt Macri (2004).....	237

BATTING AVERAGE

(min. 2.5 AB/team gm)

1. Edwin Hartwell (1993).....	.447 (89/199)
2. Dan Peltier (1989).....	.446 (115/258)
3. Steve Stanley (2002).....	.439 (119/271)
4. Eric Danapilis (1993).....	.438 (96/219)
5. Craig Cooper (2006).....	.425 (97/228)
6. Dave Bartish (1980).....	.422 (43/102)
7. Dan Peltier (1988).....	.414 (89/215)
8. Mike Metzler (1984).....	.412 (56/136)
9. Scott Sollmann (1995).....	.406 (93/229)
10. Scott Sollmann (1994).....	.402 (76/189)
11. Robbie Kent (1994).....	.402 (86/214)
12. Steve Stanley (2001).....	.400 (102/255)
13. James Sass (1989).....	.398 (90/226)
14. Kevin Hardy (1967).....	.398 (39/98)
15. Jim Montagano (1981).....	.397 (52/131)
16. Randall Brooks (1996).....	.396 (89/225)
17. Mike Amrhein (1997).....	.394 (91/231)
18. Brian Stavisky (2002).....	.394 (76/193)
19. Jim Morris (1958).....	.394 (37/94)
20. Dick Licini (1967).....	.390 (39/100)
21. Mike Amrhein (1995).....	.386 (85/220)
22. Jim Morris (1957).....	.386 (27/70)
Brian Stavisky (2001).....	.386 (81/210)
24. Henry Valenzuela (1981).....	.385 (52/135)

HITS

1. Steve Stanley (2002).....	119
2. Dan Peltier (1989).....	115
3. Steve Stanley (2001).....	102
4. Steve Sollmann (2003).....	98
5. Craig Cooper (2006).....	97
6. Eric Danapilis (1993).....	96
7. Scott Sollmann (1995).....	93
8. Pat Pesavento (1989).....	92
9. Mike Amrhein (1997).....	91
10. James Sass (1989).....	90

RUNS BATTED IN

1. Dan Peltier (1989).....	93
2. Eric Danapilis (1993).....	85
3. Robbie Kent (1994).....	82
4. Frank Jacobs (1991).....	79
Ryan Topham (1995).....	79
6. Tim Hutson (1988).....	74
7. Mike Amrhein (1997).....	71
8. Jeremy Barnes (2009).....	70
Dan Peltier (1988).....	70
10. Mike Amrhein (1995).....	69
Jeff Wagner (1997).....	69
Matt Edwards (2003).....	69

ON BASE PERCENTAGE

(min. 2.5 AB/team gm)

1. Edwin Hartwell (1993).....	.549 (135/246)
2. Eric Danapilis (1993).....	.529 (145/274)
3. Craig Cooper (2006).....	.522 (145/278)
4. Dan Peltier (1989).....	.513 (157/306)
5. Brett Lilley (2007).....	.512 (131/256)
6. Dan Peltier (1988).....	.512 (133/260)
7. Steve Stanley (2002).....	.506 (159/314)
8. Ryan Topham (1994).....	.506 (121/239)

SLUGGING PERCENTAGE

(min. 2.5 AB/team gm)

1. Dan Peltier (1989).....	.783 (202/258)
2. Ryan Topham (1995).....	.733 (151/206)
3. Eric Danapilis (1993).....	.726 (159/219)
4. Brant Ust (1998).....	.724 (157/217)
5. Edwin Hartwell (1993).....	.719 (143/199)
6. Jeff Wagner (1997).....	.712 (156/219)
7. Rich Gonski (1964).....	.707 (82/116)

OPS (OBP + SLG)

(min. 2.5 AB/team gm)

1. Dan Peltier (1989; .513+.783).....	1.296
2. Edwin Hartwell (1993; .549+.719).....	1.267
3. Eric Danapilis (1993; .529+.726).....	1.255
4. Craig Cooper (2006; .522+.654).....	1.175
5. Ryan Topham (1995; .436+.733).....	1.169
6. Jeff Wagner (1997; .447+.712).....	1.159
7. Brant Ust (1998; .424+.724).....	1.148

TOTAL BASES

1. Dan Peltier (1989).....	202
2. Eric Danapilis (1993).....	159
3. Matt Macri (2004).....	158
4. Brant Ust (1998).....	157
5. Jeff Wagner (1997).....	156
6. Jeremy Barnes (2009).....	152
Mike Amrhein (1997).....	152
8. Ryan Topham (1995).....	151
9. Brant Ust (1999).....	150
10. Craig Cooper (2006).....	149

HOME RUNS

1. Frank Jacobs (1991).....	20
2. Tim Hutson (1988).....	18
Ryan Topham (1995).....	18
Brant Ust (1998).....	18
5. Jeff Wagner (1997).....	17
Brant Ust (1999).....	17
7. Jeremy Barnes (2009).....	15
Dan Peltier (1989).....	15
Joe Binkiewicz (1991).....	15
10. Mike Amrhein (1997).....	14
Brian Stavisky (2000).....	14
Matt Macri (2004).....	14
Matt Edwards (2005).....	14

Did You Know? ...

All-America standouts Eric Danapilis (1.255 OPS, +34 PDR in 1993) and Craig Cooper (1.175 OPS, +34 PDR in 2006) are the only Notre Dame baseball players ever to post an on-base-plus-slugging score above 1.150 and a plate-discipline ratio (BB+HBP-SO) above +30 during the same season.

Season Offense

TRIPLES

1. Scott Sollmann (1995).....	11
2. Shaun Fitzmaurice (1964).....	10
3. Robbie Kent (1994).....	9
George Restovich (1996).....	9
5. J.J. Brock (1997).....	8
6. Scott Sollmann (1994).....	7
Randall Brooks (1997).....	7
Matt Macri (2004).....	7
9. David Mills (2008).....	6
Dick Selcer (1958).....	6
Gene Duffy (1959).....	6
Paul Failla (1992).....	6
Scott Sollmann (1996).....	6

DOUBLES

1. Dan Peltier (1989).....	32
2. Alec Porzel (2001).....	28
3. Eric Danapilis (1993).....	24
Robbie Kent (1994).....	24
Alec Porzel (2000).....	24
6. Craig Counsell (1992).....	22
7. Dan Peltier (1988).....	21
Jeff Wagner (1997).....	21
Jeff Felker (2000).....	21
Matt Edwards (2005).....	21

RUNS SCORED

1. Pat Pesavento (1989).....	88
2. Pat Pesavento (1988).....	81
Dan Peltier (1989).....	81
4. Craig Cooper (2006).....	79
5. Steve Stanley (2002).....	77
6. Craig DeSensi (1995).....	76
Steve Stanley (2001).....	76
Matt Macri (2004).....	76
9. Scott Sollmann (1995).....	73
10. Edwin Hartwell (1993).....	72

HARDEST TO STRIKEOUT (AB/SO)

1. Rick Pullano (1978).....	44.00 (132/3)
2. Dan Szajko (1982).....	34.25 (137/4)
3. Tom Caruso (1978).....	32.33 (97/3)
4. Mike Jamieson (1980).....	30.75 (123/4)
5. Dan Szajko (1980).....	25.75 (103/4)
6. Steve Stanley (2002).....	24.64 (271/11)
7. Pete Schmidt (1971).....	24.00 (120/5)
8. A.J. Pollock (2008).....	21.60 (216/10)
9. Dave Bartish (1980).....	20.40 (102/5)
10. Henry Valenzuela (1981).....	19.29 (135/7)

* Note: batters' strikeouts not kept until 1969; minimum 90 at bats for above list; Tom Caruso had 87 at bats in 1979 without a single strikeout.

BASES ON BALLS

1. Ryan Topham (1994).....	63
2. Pat Pesavento (1989).....	61
3. Ryan Topham (1993).....	51
4. Joe Binkiewicz (1992).....	50
5. Craig Counsell (1991).....	49
6. Eric Danapilis (1992).....	48
7. Pat Pesavento (1988).....	46
Matt Edwards (2005).....	46
9. Craig Counsell (1992).....	45
Greg Layson (1994).....	45

TIMES HIT BY PITCH

1. Brett Lilley (2008).....	31
2. Brett Lilley (2005).....	30
3. Cody Rizzo (2003).....	28
4. Brett Lilley (2007).....	27
5. Alex Nettey (2006).....	23
6. Cody Rizzo (2004).....	21
Cody Rizzo (2005).....	21
Brett Lilley (2006).....	21
9. Ryan Connolly (2010).....	20
10. Greg Lopez (2005).....	16

PLATE DISCIPLINE RATIO (BB+HBP-SO)

1. Ed Lund (1988; 44+14-14).....	+44
2. Pat Pesavento (1989; 61+2-21).....	+42
3. Brett Lilley (2008; 31+31-26).....	+36
4. Eric Danapilis (1993; 34+15-15).....	+34
Craig Cooper (2006; 38+10-14).....	+34
6. Dan Szajko (1982; 36+1-4).....	+33
Craig Counsell (1991; 49+2-18).....	+33
8. Brett Lilley (2005; 34+30-33).....	+31
9. Ryan Topham (1994; 58+4-32).....	+30
Brett Lilley (2007; 31+27-28).....	+30

STOLEN BASES

1. Scott Sollmann (1996).....	52
2. Pat Pesavento (1988).....	38
Pat Pesavento (1989).....	38
Steve Sollmann (2003).....	38
5. Steve Stanley (2002).....	32
6. Greg Layson (1994).....	31
Steve Stanley (2001).....	31
8. Dan Bautch (1990).....	29
Steve Stanley (2000).....	29
10. A.J. Pollock (2008).....	28
Matt Haas (1993).....	28

STOLEN BASE PERCENTAGE

1. David Mills (2008).....	1.000 (9-9)
Frank Fiascki (1976).....	1.000 (8-8)
Dave Lazzeri (1976).....	1.000 (8-8)
Jeff Felker (1997).....	1.000 (8-8)
5. Greg Layson (1994).....	.969 (31-32)
6. Paul O'Toole (2000).....	.941 (16-17)
7. Golden Tate (2009).....	.929 (13-14)
8. John Rogers (1987).....	.923 (12-13)
9. Jack Snyder (1984).....	.917 (11-12)
Alec Porzel (1999).....	.917 (11-12)

SACRIFICE BUNTS

1. David Mills (2008).....	19
2. Brett Lilley (2006).....	15
3. Mike Moshier (1988).....	14
Pat O'Brien (1988).....	14
Scott Sollmann (1996).....	14
6. Dan Bautch (1991).....	13
Cory Mee (1992).....	13
Steve Stanley (2000).....	13
Joe Thaman (2002).....	13
10. Scott Sollmann (1995).....	12
Todd Frye (1997).....	12
Brennan Grogan (2003).....	12
Danny Dressman (2006).....	12



Stellar defensive first baseman Jeff Felker (1997-2000) made 524 putouts as a senior in 2000 (now 5th in ND history) while his 21 doubles that season rank 7th in the ND record book. He also ranks among Notre Dame's all-time leaders in doubles (59, 4th), starts (220, t-9th) and hits (246, 13th) and closed his career with hits in the final seven games while earning a spot on the all-NCAA Starkville Regional team.

SACRIFICE FLIES

1. Mick Doyle (2009).....	9
Robbie Kent (1994).....	9
3. Alec Porzel (2000).....	8
Paul O'Toole (2002).....	8
5. David Mills (2010).....	7
A.J. Pollock (2008).....	7
George Restovich (1996).....	7
Alec Porzel (1999).....	7
Jeff Felker (2000).....	7
Andrew Bushey (2002).....	7
Kris Billmaier (2003).....	7
Javi Sanchez (2004).....	7
Greg Lopez (2005).....	7

TOTAL SACRIFICES (SH/SF)

1. David Mills (2008).....	23 (19/4)
2. Brett Lilley (2006).....	19 (15/4)
3. Andrew Bushey (2002).....	17 (10/7)
4. Mike Moshier (1988).....	16 (14/2)
Cory Mee (1992).....	16 (13/3)
Brett Lilley (2007).....	16 (11/5)
7. Craig Counsell (1991).....	15 (10/5)
Scott Sollmann (1995).....	15 (12/3)
9. Billy Boockford (2008).....	14 (10/4)
Mike Coss (1988).....	14 (11/3)
Pat O'Brien (1988).....	14 (14/0)
Mike Coss (1990).....	14 (11/3)
Scott Sollmann (1996).....	14 (14/0)
Todd Frye (1997).....	14 (12/2)
Paul O'Toole (2002).....	14 (6/8)

Bold – current players



David Sinnes' (1990-93) career included a 1.05 ERA as a freshman in 1990 (2nd in the nation that season and 2nd in Notre Dame history). He also posted a 32-8 career record and held the Irish career strikeout record (315) for seven years before Aaron Heilman's 425 strikeouts from 1998-2001.

EARNED RUN AVERAGE

1. Jack Mitchell (1960).....	0.71 (4/50.2)
2. David Sinnes (1990).....	1.05 (8/68.2)
3. Nick Palihnich (1959).....	1.25 (9/64.2)
4. Phil Donnelly (1962).....	1.27 (7/49.2)
5. Chuck Symeon (1957).....	1.31 (9/62.0)
6. Nick Furlong (1969).....	1.50 (9/54.0)
Mark Clementz (1982).....	1.50 (7/42.0)
8. Aaron Heilman (1998).....	1.61 (12/67.0)
9. Mickey Walker (1963).....	1.73 (14/73.0)
10. Aaron Heilman (2001).....	1.74 (22/114.0)
11. A.J. Jones (1993).....	1.79 (8/40.1)
12. Tom Thornton (2003).....	1.81 (11/54.2)
13. Grant Johnson (2004).....	1.87 (12/57.2)
14. David Phelps (2007).....	1.88 (23/110.1)
15. Brian Piotrowicz (1990).....	1.90 (17/80.2)
16. Peter Ogilvie (2001).....	1.90 (11/52.0)
17. Wade Korpi (2006).....	2.00 (17/76.1)
18. Jim Phelps (1969).....	2.03 (9/40.0)
19. Larry Mohs (1994).....	2.09 (14/60.1)
20. Rick Rusteck (1963).....	2.18 (16/66.0)
21. Chris Michalak (1992).....	2.20 (29/118.2)
22. Darin Schmalz (1996).....	2.23 (21/84.2)
23. Brian Piotrowicz (1989).....	2.24 (28/112.1)
24. Tom Cuggino (1966).....	2.25 (17/68.0)
25. David Sinnes (1992).....	2.31 (15/58.1)

SHUTOUTS

1. Billy Burke (1909).....	5
2. Jean Dubuc (1908).....	4
3. Eight players.....	3
Last times: Chris Michalak (1993), Aaron Heilman (2001), Danny Tamayo (2001)	

INNINGS PITCHED

1. Tom Price (1994).....	140.1
2. Chris Michalak (1992).....	118.2
3. Chris Michalak (1993).....	117.1
4. Aaron Heilman (2001).....	114.0
5. Danny Tamayo (2001).....	112.2
6. Brian Piotrowicz (1989).....	112.1
7. David Phelps (2007).....	110.1
8. Aaron Heilman (1999).....	109.0
9. Erik Madsen (1989).....	104.0
10. Aaron Heilman (2000).....	103.2

WINS

1. Aaron Heilman (2001).....	15-0
2. Tom Price (1994).....	14-5
3. Tom Price (1993).....	12-2
4. Aaron Heilman (1999).....	11-2
Brian Piotrowicz (1989).....	11-4
Alan Walania (1991).....	11-5
Chris Michalak (1993).....	11-5
8. Hugh Mageveney (1924).....	10
Frank Scanlan (1908).....	10-0
Aaron Heilman (2000).....	10-2
David Sinnes (1993).....	10-3
Erik Madsen (1989).....	10-4
Chris Michalak (1992).....	10-5

CONSECUTIVE WINNING DECISIONS

1. Aaron Heilman (2001).....	15
2. Frank Scanlan (1908).....	10
Aaron Heilman (2000).....	10

UNDEFEATED SEASON STARTS

1. Aaron Heilman (2001).....	15-0
2. Frank Scanlan (1908).....	10-0
3. Bill Ryan (1910).....	9-0
Hugh Mageveney (1924).....	9-0
Tim Kraus (1994).....	9-0
John Axford (2003).....	9-0

WINNING PERCENTAGE

(min. 8 decisions)

1. Aaron Heilman (2001).....	1.000 (15-0)
Frank Scanlan (1908).....	1.000 (10-0)
Tim Kraus (1994).....	1.000 (9-0)
Sam O'Gorman (1906).....	1.000 (8-0)
Herb Kelly (1912).....	1.000 (8-0)
6. Bill Ryan (1910).....	.900 (9-1)
Stan Konopka (1953).....	.900 (9-1)
Chris Michalak (1991).....	.900 (9-1)
Chris Niesel (2003).....	.900 (9-1)
10. Jean Dubuc (1908).....	.889 (8-1)
David Sinnes (1992).....	.889 (8-1)
Pat Leahy (1990).....	.889 (8-1)

COMPLETE GAMES

1. Aaron Heilman (2001).....	12
2. Billy Ryan (1910).....	11
3. Frank Scanlan (1908).....	10
Jim Sholl (1977).....	10
Chris Michalak (1993).....	10
Tom Price (1994).....	10
7. Bill Fleet (1901).....	8
Ed Reulbach (1903).....	8
Jean Dubuc (1908).....	8
Bill Heyl (1910).....	8
Mickey Karkut (1970).....	8
Bob Bartlett (1981).....	8
Chris Michalak (1992).....	8

SAVES


(since 1976)

1. Kyle Weiland (2006).....	16
2. J.P. Gagne (2003).....	13
3. Ryan Doherty (2004).....	12
4. John Corbin (2000).....	11
5. Mike Coffey (1989).....	10
6. Aaron Heilman (1998).....	9
John Corbin (1999).....	9
8. Steven Mazur (2010).....	7
Kyle Weiland (2008).....	7
David Sinnes (1992).....	7
Ryan Doherty (2005).....	7



Jack Mitchell (1959-61) remains third on the Notre Dame career ERA list (2.49), highlighted by the best season ERA in Irish history: 0.71 in 1960, when he allowed four earned runs and just 35 hits in 50.2 innings (47 SO, 24 BB).

Season Pitching



Alan Walania (1990-93) helped Notre Dame post one of its most significant victories of the past 50 years, working out of countless jams to beat NCAA Atlantic Regional host Miami 6-3 during the 1992 postseason. Walania won 11 games as a sophomore in 1991 after registering just one wild pitch in 70.0 innings as a freshman. He ranks among the top-10 of five major Notre Dame career categories: 1-5th in wins (30), 6th in innings (324.0), 6th in strikeouts (236), 7th in appearances (70) and 10th in saves (8).

OPPONENT BATTING AVERAGE

(since 1991/min. 40 IP)

1. David Sinnes (1992).....	.163 (33/202)
2. Aaron Heilman (2001).....	.173 (70/404)
3. Grant Johnson (2004).....	.188 (39/208)
4. David Sinnes (1993).....	.198 (63/318)
5. Aaron Heilman (1998).....	.198 (46/232)
6. Larry Mohs (1994).....	.201 (46/229)
7. Wade Korpi (2006).....	.204 (55/270)
8. Chris Michalak (1992).....	.205 (87/425)
9. Jeff Samardzija (2004).....	.209 (50/239)
10. Joe Thaman (2004).....	.210 (37/176)

FEWEST HITS ALLOWED PER 9 IP

(min. 30 IP)

1. Sam Elam (2007).....	4.26 (15/31.2)
2. Ed Lupton (1963).....	4.83 (22/41.0)
3. Ryan Doherty (2004).....	5.03 (19/34.0)
4. David Sinnes (1992).....	5.09 (33/58.1)
5. David Sinnes (1990).....	5.11 (39/68.2)
6. Dan McGinn (1965).....	5.12 (29/51.0)
7. Mitchell Stoltz (1975).....	5.23 (19/32.2)
8. Charles Scrivanich (1958).....	5.28 (18/30.2)
9. Ryan Sharpley (2008).....	5.51 (20/32.2)
10. Aaron Heilman (2001).....	5.53 (70/114.0)

STRIKEOUTS

1. Aaron Heilman (1999).....	118
Aaron Heilman (2000).....	118
3. Aaron Heilman (2001).....	111
Jeff Manship (2006).....	111
5. Danny Tamayo (2001).....	106
6. Frank Carpin (1958).....	102
David Phelps (2007).....	102
8. Tim Kalita (1999).....	97
9. Wade Korpi (2006).....	94
10. Alex Shilliday (1998).....	93
Brad Lidge (1998).....	93

STRIKEOUTS PER 9 IP

(min. 30 IP)

1. Frank Carpin (1958).....	12.63 (102/72.2)
2. Dan McGinn (1965).....	12.18 (69/51.0)
Ryan Doherty (2004).....	12.18 (46/34.0)
4. Rick Rusteck (1963).....	12.14 (89/66.0)
5. Ryan Doherty (2005).....	11.10 (44/35.2)
6. Wade Korpi (2006).....	11.08 (94/76.1)
7. Sam Elam (2009).....	10.91 (38/31.1)
8. Jeff Manship (2006).....	10.63 (111/94.0)
9. Richard Bunker (1955).....	10.59 (60/51.0)
10. Aaron Heilman (1998).....	10.48 (78/67.0)

FEWEST WALKS PER 9 IP

(min. 30 IP)

1. Tom Price (1994).....	0.49 (7/127.2)
2. Tom Thornton (2006).....	0.77 (7/82.1)
3. David Mills (2010).....	0.89 (3/30.1)
4. Scott Cavey (1999).....	1.23 (8/58.1)
5. Alan Walania (1990).....	1.29 (10/70.0)
6. James Cross (1985).....	1.33 (9/61.0)
7. Danny Tamayo (2001).....	1.36 (17/112.2)
8. Eric Maust (2007).....	1.42 (7/44.1)
9. Mike Naumann (2001).....	1.51 (7/41.2)
10. J.P. Gagne (2002).....	1.52 (16/94.2)
Alan Walania (1992).....	1.52 (15/88.2)

STRIKEOUT-TO-WALK RATIO

(min. 30 IP)

1. Tom Price (1994).....	12.14 (85/7)
2. Tom Thornton (2006).....	8.29 (58/7)
3. David Mills (2010).....	6.33 (19/3)
4. Danny Tamayo (2001).....	6.24 (106/17)
5. Scott Cavey (1999).....	5.88 (47/8)
6. Alan Walania (1993).....	5.62 (73/13)
7. Alan Walania (1992).....	4.80 (72/15)
8. Alan Walania (1990).....	4.60 (46/10)
9. Chris Niesel (2003).....	4.58 (87/19)
10. Eric Maust (2007).....	4.57 (32/7)

MOST INNINGS WITHOUT HR ALLOWED

1. Darin Schmalz (1996).....	84.2
2. Tim Kraus (1994).....	62.2
3. Tom Thornton (2003).....	54.2
4. Peter Ogilvie (2001).....	52.0
5. Eric Maust (2007).....	44.1
6. Kyle Weiland (2007).....	41.1

MOST INNINGS PER HOME RUN ALLOWED

1. Chris Michalak (1991).....	87.1
2. Wade Korpi (2006).....	76.1
3. John Axford (2002).....	70.2
4. Chris McKeown (1997).....	69.0
5. Larry Mohs (1994).....	60.1
6. Kyle Weiland (2006).....	49.1

MOST INNINGS WITHOUT A WILD PITCH

1. Chris Michalak (1992).....	118.2
2. Darin Schmalz (1996).....	84.2
3. Tom Thornton (2006).....	82.1
4. Brian Conway (1989).....	71.1
5. Mike Naumann (2001).....	41.2



Larry Mohs (1994-95, 1997) allowed just one home run in 60.1 innings pitched as a freshman in 1994. He later made an inspiring return from "Tommy John" reconstructive elbow surgery for the 1997 season (pictured), posting a team-best 2.66 ERA while saving four games.

MOST INNINGS PER WILD PITCH

1. Darin Schmalz (1995).....	85.1
2. Wade Korpi (2006).....	76.1
3. Steve Sabatino (2010).....	71.2
4. J.P. Gagne (2001).....	70.2
5. Tom Price (1994).....	70.1
6. Alan Walania (1990).....	70.0
7. Michael Deasey (1981).....	63.1

Note: HR and WP stats kept since 1987.

FIELDING PUTOUTS

(since 1982)

1. Joe Binkiewicz (1B; 1992).....	628
2. Joe Thaman (1B; 2001).....	550
3. George Restovich (1B; 1996).....	533
4. Craig Cooper (1B; 2006).....	523
5. Jeff Felker (1B; 2000).....	524
6. Craig DeSensi (1B; 1995).....	519
7. Joe Thaman (1B; 2002).....	514
8. Javi Sanchez (C; 2004).....	510
9. Tim Hutson (1B; 1988).....	503
10. Dan Leatherman (1B; 1998).....	461

FIELDING ASSISTS

(since 1982)

1. Pat Pesavento (1989).....	222
2. Pat Pesavento (1988).....	216
3. Craig Counsell (1992).....	208
4. Craig Counsell (1991).....	189
5. J.J. Brock (1998).....	186
6. Matt Macri (2003).....	184
7. Alec Porzel (2001).....	183
8. Alec Porzel (2000).....	182
Greg Lopez (2004).....	182
10. Steve Sollmann (2003).....	181

ERROR

(since 1982)

1. Joe Binkiewicz (1991).....	320
2. Casey Martin (2008).....	260
3. Jeff Wagner (1997).....	181
4. A.J. Pollock (2009).....	159
5. Ryan Topham (1995).....	137
6. Justin Scholl (1995).....	103
7. Rowan Richards (1995).....	83

Bold – current players

Note: see p. 197 for career fielding leaders.



Eric Danapilis (1990-93) ranks among the Notre Dame career top 10 in 12 of 20 categories for position players (most by any player) and holds the distinction of leading Notre Dame in batting average as a freshman (.429) before pacing the Irish in home runs (13) and RBI (85) as a senior.

GAMES PLAYED

1. Steve Stanley (1999-2002)	256
2. Alec Porzel (1998-2001)	239
Paul O'Toole (1999-2002)	239
4. J.J. Brock (1994-98)	238
5. Craig Counsell (1989-92)	236
6. Mike Coss (1988-91)	235
7. Brett Lilley (2005-08)	231
8. Greg Lopez (2003-06)	230
9. Jeremy Barnes (2006-09)	228
Jeff Felker (1997-2000)	228

GAMES STARTED

1. Steve Stanley (1999-2002)	256
2. J.J. Brock (1994-98)	238
3. Alec Porzel (1998-2001)	234
4. Brett Lilley (2005-08)	231
5. Paul O'Toole (1999-2002)	229
6. Craig Counsell (1989-92)	223
7. Andrew Bushey (1999-2002)	222
8. Jeremy Barnes (2006-09)	221
9. Ross Brezovsky (2005-08)	220
Jeff Felker (1997-2000)	220

CONSECUTIVE GAMES STARTED

1. Steve Stanley (1999-2002)	256
2. Pat Pesavento (4/5/86 – 5/28/89)	204
3. Brant Ust (2/21/97 – 5/29/99)	179

AT BATS

1. Steve Stanley (1999-2002)	1,003
2. Alec Porzel (1998-2001)	897
3. J.J. Brock (1994-98)	860
4. Jeremy Barnes (2006-09)	856
5. Steve Sollmann (2001-04)	840
6. Brett Lilley (2005-08)	816
7. Paul O'Toole (1999-2002)	809
8. Pat Pesavento (1986-89)	806
9. Craig Counsell (1989-92)	795
10. Jeff Felker (1997-2000)	792

BATTING AVERAGE

(min. 2.5 AB/gm)

1. Dan Peltier (1987-89)406 (257/633)
2. Eric Danapilis (1990-93)405 (295/729)
3. Steve Stanley (1999-2002)384 (385/1003)
4. Scott Sollmann (1994-96)372 (239/643)
5. Brant Ust (1997-99)368 (243/660)
6. Pat Pesavento (1986-89)367 (296/806)
7. Robbie Kent (1993-94)364 (118/324)
8. Randall Brooks (1994-97)364 (233/640)
9. A.J. Pollock (2007-09)363 (237/653)
10. Mike Amrhein (1994-97)361 (269/745)
11. Craig Cooper (2003-06)361 (265/734)

HITS

1. Steve Stanley (1999-2002)	385
2. Steve Sollmann (2001-04)	302
3. Pat Pesavento (1986-89)	296
4. Eric Danapilis (1990-93)	295
5. Alec Porzel (1998-2001)	279
6. Brett Lilley (2005-08)	274
7. J.J. Brock (1994-98)	272
8. Mike Amrhein (1994-97)	269
9. Craig Cooper (2003-06)	265
10. Jeremy Barnes (2006-09)	261

SLUGGING PERCENTAGE

(min. 2 yrs, 200 AB)

1. Brant Ust (1997-99)676 (446/660)
2. Dan Peltier (1987-89)659 (417/633)
4. Jeff Wagner (1996-99)634 (440/694)
3. Eric Danapilis (1990-93)630 (459/729)
5. Shaun Fitzmaurice (1963-64) ..	.629 (156/248)
6. Ryan Topham (1993-95)627 (341/544)
7. Brian Stavisky (2000-02)624 (406/651)
8. Mike Amrhein (1994-97)600 (447/745)
9. Robbie Kent (1993-94)577 (187/324)

ON BASE PERCENTAGE

(min. 2 yrs, 200 AB)

1. Eric Danapilis (1990-93)503 (458/910)
2. Dan Peltier (1987-89)484 (362/748)
3. Brett Lilley (2005-08)479 (505/1055)
4. Ryan Topham (1993-95)470 (331/705)
5. Edwin Hartwell (1990-93)467 (231/495)
6. Craig Cooper (2003-06)461 (406/881)
7. Pat Pesavento (1986-89)460 (444/965)
8. Scott Sollmann (1994-96)455 (340/747)
9. James Sass (1988-89)454 (213/469)
10. Matt Haas (1991-94)453 (289/638)

RUNS BATTED IN

1. Eric Danapilis (1990-93)	221
2. Alec Porzel (1998-2001)	211
3. Dan Peltier (1987-89)	202
Mike Amrhein (1994-97)	202
5. Jeremy Barnes (2006-09)	197
6. Matt Edwards (2002-05)	195
7. Jeff Wagner (1996-99)	189
8. Joe Binkiewicz (1989-92)	176
9. J.J. Brock (1994-97)	174
10. Brant Ust (1997-99)	170

HOME RUNS

1. Jeff Wagner (1996-99)	49
2. Brant Ust (1997-99)	46
3. Frank Jacobs (1989-91)	37
Mike Amrhein (1994-97)	37
Alec Porzel (1998-2001)	37
6. Ryan Topham (1993-95)	34
Matt Edwards (2002-05)	34
8. Joe Binkiewicz (1989-92)	33
Brian Stavisky (2000-02)	33
10. Paul O'Toole (1999-2002)	31

Bold – current players



Mike Coss (1988-91) set Notre Dame records for career games played (235, now 6th) and started (218, now 11th), also setting the Irish career record with 36 total sacrifices (now 7th) and ranking 8th in career fielding assists (510).

Career Offense

TRIPLES

1. Scott Sollmann (1994-96).....	24
2. J.J. Brock (1994-98).....	16
3. Jeremy Barnes (2006-09).....	14
Shaun Fitzmaurice (1963-64).....	14
George Restovich (1994-96).....	14
Randall Brooks (1994-97).....	14
Brian Stavisky (2000-02).....	14
8. Paul Failla (1992-94).....	13
Ryan Topham (1993-95).....	13
10. Alec Porzel (1998-2001).....	12
Steve Stanley (1999-2002).....	12
Steve Sollmann (2001-04).....	12
Matt Macri (2002-04).....	12

DOUBLES

1. Alec Porzel (1998-2001).....	77
2. Eric Danapilis (1990-93).....	61
3. Dan Peltier (1987-89).....	60
4. Jeff Felker (1997-2000).....	59
5. Mike Amrhein (1994-97).....	58
6. Andrew Bushey (1999-2002).....	54
7. Craig Cooper (2003-06).....	52
8. Brant Ust (1997-99).....	51
Matt Edwards (2002-05).....	51
10. Craig Counsell (1989-92).....	50
Jeff Wagner (1996-99).....	50

RUNS SCORED

1. Steve Stanley (1999-2002).....	256
2. Pat Pesavento (1986-89).....	246
3. Greg Layson (1991-94).....	219
4. Brett Lilley (2005-08).....	212
5. Steve Sollmann (2001-04).....	211
6. Eric Danapilis (1990-93).....	205
7. Craig Counsell (1989-92).....	204
8. Mike Amrhein (1994-97).....	195
9. Paul O'Toole (1999-2002).....	191
Craig Cooper (2003-06).....	191

STOLEN BASES

1. Steve Stanley (1999-2002).....	116
2. Scott Sollmann (1994-96).....	101
3. Pat Pesavento (1986-89).....	94
4. Steve Sollmann (2001-04).....	84

5. Greg Layson (1991-94).....	80
6. Dan Bautch (1990-92).....	68
7. A.J. Pollock (2007-09).....	60
8. Paul O'Toole (1999-2002).....	54
9. Eric Danapilis (1990-93).....	46
10. Craig Cooper (2003-06).....	45

STOLEN BASE PERCENTAGE

(min. 35 SB)

1. Pat Pesavento (1987-90).....	.895 (94-119)
2. A.J. Pollock (2007-09).....	.870 (60-69)
3. Eric Danapilis (1990-93).....	.852 (46-54)
4. Dan Bautch (1989-92).....	.810 (68-84)
5. Greg Layson (1991-94).....	.800 (80-100)
6. Scott Sollmann (1994-96).....	.795 (101-127)
7. Dan Szajko (1979-82).....	.783 (36-46)
8. Steve Stanley (1999-2002).....	.768 (116-151)
9. Steve Sollmann (2001-04).....	.757 (84-111)
10. Craig Counsell (1989-92).....	.740 (37-50)

TOTAL BASES

1. Alec Porzel (1998-2001).....	487
2. Steve Stanley (1999-2002).....	462
3. Eric Danapilis (1990-93).....	459
4. Mike Amrhein (1994-97).....	447
5. Brant Ust (1997-99).....	446
6. Jeff Wagner (1996-99).....	440

BASES ON BALLS

1. Craig Counsell (1989-92).....	166
2. Ryan Topham (1993-95).....	149
3. Greg Layson (1991-94).....	148
4. Pat Pesavento (1986-89).....	143
5. Joe Binkiewicz (1989-92).....	132
6. Eric Danapilis (1990-93).....	131
7. Steve Stanley (1999-2002).....	126
8. Brett Lilley (2005-08).....	122
9. Ed Lund (1987-90).....	116
10. Jeremy Barnes (2006-09).....	113
Frank Jacobs (1989-91).....	113

TIMES HIT BY PITCH

*1. Brett Lilley (2005-08).....	109
2. Cody Rizzo (2003-06).....	84
3. Alex Netty (2003-06).....	42
4. Craig DeSensi (1992-95).....	38
5. Dan Bautch (1990-92).....	36
Greg Layson (1991-94).....	36
7. Greg Lopez (2003-06).....	34
8. Ed Lund (1988-90).....	32
Eric Danapilis (1990-93).....	32
10. Craig Cooper (2003-06).....	30
Ryan Connolly (2006-10).....	30

SACRIFICE BUNTS

1. Cory Mee (1989-92).....	49
2. Greg Lopez (2003-06).....	32
Danny Dressman (2004-07).....	32
4. David Mills (2007-10).....	31
5. Brett Lilley (2005-08).....	30
Mike Moshier (1986-89).....	30
Mike Coss (1988-91).....	30
Steve Stanley (1999-2002).....	30
9. Dan Bautch (1989-92).....	26
Craig Counsell (1989-92).....	26



Jeff Wagner (1996-99) compiled one of the top power-hitting careers in Irish history, currently ranking 1st in career home runs (49), 7th in RBI (189) and 1-10th in doubles (50). His 17 home runs in 1997 rank 5th on the Irish single-season list and he hit two home runs in a game at Eck Stadium five times in his career (all other Irish players have combined for only 10 multi-HR games at Eck).

TOTAL SACRIFICES (SH/SF)

1. Cory Mee (1989-92).....	57 (49/8)
2. Greg Lopez (2003-06).....	48 (32/16)
3. David Mills (2007-10).....	46 (31/15)
4. Steve Stanley (1999-2002).....	45 (30/15)
5. Danny Dressman (2004-07).....	41 (32/9)
6. Brett Lilley (2005-08).....	38 (30/8)
Craig Counsell (1999-92).....	38
8. Mike Coss (1988-91).....	36
9. Ross Brezovsky (2005-08).....	35 (20/15)
Eric Danapilis (1990-93).....	35

FIELDING PUTOUTS

1. Joe Binkiewicz (1B; 1989-92).....	1,583
2. Jeff Felker (1B/RF; 1997-2000).....	1,411
3. Joe Thaman (1B/LHP; 2001-04).....	1,387
4. Paul O'Toole (C/3B; 1999-2002).....	1,347
5. Matt Edwards (3B/1B; 2002-05).....	1,228
6. Tim Hutson (1B; 1986-88).....	1,147
7. Bob Lisanti (C; 1992-96).....	1,029
8. Sean Gaston (C; 2004-08).....	969
9. Casey Martin (1B; 2008-10).....	911
10. Ed Lund (C; 1988-90).....	848


FIELDING ASSISTS

1. Steve Sollmann (2001-04).....	629
2. J.J. Brock (1994-98).....	619
3. Pat Pesavento (1986-89).....	617
4. Greg Lopez (2003-06).....	584
5. Brett Lilley (2005-08).....	571
6. Alec Porzel (1998-2001).....	562
7. Jeremy Barnes (2006-09).....	556
8. Mike Coss (1988-91).....	510
9. Craig Counsell (1989-92).....	493
10. Andrew Bushey (1999-2002).....	447

Bold – current players

*NCAA Record

First baseman Joe Binkiewicz (1989-92) still holds the Notre Dame career record for putouts (1,583) and remains among the Irish all-time leaders for home runs (8th with 33), RBI (8th with 176), doubles (15th with 48) and walks (5th with 132).





Tom Price (1991-94) ranks among the top seven in several Notre Dame career pitching categories, including 1st in starts (56), 2nd in innings pitched (390.0) and wins (40-10), the 7th-best win pct., 3rd in complete games (24) and strikeouts (276), and 9th in ERA (2.84). Price's Irish records for wins and innings were broken in 2001 by four-year All-American Aaron Heilman (43-7, 393.2 IP).

APPEARANCES

1. J.P. Gagne (2000-03).....	94
2. Chris Michalak (1990-93).....	92
3. Aaron Heilman (1998-2001).....	83
4. Mike Coffey (1987-90).....	73
5. Mike Dury (2004-07).....	72
6. Tom Price (1991-94).....	71
7. Alan Walania (1990-93).....	70
8. Kyle Weiland (2006-08).....	69
David Sinnes (1990-93).....	69
Jess Stewart (2004-07).....	69

GAMES STARTED

1. Tom Price (1991-94).....	56
2. Darin Schmalz (1994-97).....	53
Tom Thornton (2003-06).....	53
4. Brian Piotrowicz (1987-90).....	52
5. Chris Niesel (2002-04).....	47
6. Wade Korpi (2005-08).....	44
Pat Leahy (1990-92).....	44
Alex Shilliday (1996-99).....	44
Aaron Heilman (1998-2001).....	44
10. Chris Michalak (1990-93).....	43

INNINGS PITCHED

1. Aaron Heilman (1998-2001).....	393.2
2. Tom Price (1991-94).....	390.0
3. Chris Michalak (1990-93).....	372.2
4. Brian Piotrowicz (1987-90).....	337.2
5. Tom Thornton (2003-06).....	332.2
6. Alan Walania (1990-93).....	324.0
7. Darin Schmalz (1994-97).....	298.2
8. J.P. Gagne (2000-03).....	298.0
9. David Sinnes (1990-93).....	297.1
10. Alex Shilliday (1996-99).....	290.0

EARNED RUN AVERAGE

(min. 60 IP)

1. Mike Dury (2004-07).....	2.20 (20/81.2)
2. Nick Palihnich (1959-61).....	2.36 (39/148.2)
3. Jack Mitchell (1959-61).....	2.49 (41/148.1)
4. Aaron Heilman (1998-2001).....	2.49 (109/393.2)
5. Larry Mohs (1994-97).....	2.52 (33/117.2)
6. Brandon Vilorio (2000-03).....	2.58 (24/83.2)
7. Phil Donnelly (1961-63).....	2.64 (33/112.2)
8. Ryan Doherty (2003-05).....	2.84 (31/98.1)
9. Tom Price (1991-94).....	2.84 (123/390.0)

WINS

1. Aaron Heilman (1998-2001).....	43-7
2. Tom Price (1991-94).....	40-10
3. Chris Michalak (1990-93).....	34-13
4. Dave Sinnes (1990-93).....	32-8
5. Alan Walania (1990-93).....	30-12
Darin Schmalz (1994-97).....	30-13
7. Tom Thornton (2003-06).....	27-12
Brian Piotrowicz (1987-90).....	27-17
9. Pat Leahy (1990-92).....	25-7
J.P. Gagne (2000-03).....	25-16
Alex Shilliday (1996-99).....	25-17

CONSECUTIVE WINNING DECISIONS

1. Ed Walsh (1926-28).....	17 (4/5/8)
2. Frank Scanlan (1907-09).....	16 (2/10/4)
3. Aaron Heilman (2001).....	15
4. Herb Kelly (1912-14).....	14 (8/5/1)

WINNING PERCENTAGE

(min. 16 decisions)

1. Herb Kelly (1912-14).....	.917 (22-2)
2. Frank Scanlan (1907-09).....	.864 (19-3)
3. Aaron Heilman (1998-2001).....	.860 (43-7)
4. Hugh Mageveney (1922-24).....	.857 (18-3)
5. Chris Niesel (2002-04).....	.840 (21-4)
6. Bill Heyl (1909-11).....	.818 (18-4)
7. Tom Price (1991-94).....	.800 (40-10)
David Sinnes (1990-93).....	.800 (32-8)
9. Scott Cavey (1997-2000).....	.790 (15-4)
10. Pat Leahy (1990-92).....	.781 (25-7)

SHUTOUTS

1. Jean Dubuc (1907-08).....	7
Frank Scanlan (1907-09).....	7
Chris Michalak (1991-93).....	7
4. Herb Kelly (1912-14).....	6
Aaron Heilman (1998-2001).....	6

COMPLETE GAMES

1. Norwood Gibson (1896-1900).....	28
2. Aaron Heilman (1998-2001).....	26
3. Tom Price (1991-94).....	24
4. Frank Scanlan (1907-09).....	22
5. Bob Stratta (1973-76).....	21
6. Bill Heyl (1909-11).....	20
Don Wolfe (1975, '77-'78).....	20
Chris Michalak (1990-93).....	20
9. Jim Sholl (1974-77).....	18
10. Rufus Waldorf (1905-07).....	17
Darin Schmalz (1994-97).....	17

HITS ALLOWED PER 9 IP

(min. 60 IP)

1. Sam Elam (2006-09).....	5.66 (48/76.1)
2. Ryan Doherty (2003-05).....	6.22 (68/98.1)
3. Dan McGinn (1964-65).....	6.27 (52/74.2)
4. Ed Lupton (1963-65).....	6.29 (113/161.2)
5. Larry Mohs (1994-97).....	6.50 (85/117.2)
6. David Sinnes (1990-93).....	6.69 (221/297.1)
7. Aaron Heilman (1998-2001).....	6.74 (295/393.2)
8. Rick Rusteck (1961-63).....	6.81 (83/109.2)

SAVES

1. Kyle Weiland (2006-08).....	25
2. John Corbin (1997-2000).....	20
Ryan Doherty (2003-05).....	20
4. J.P. Gagne (2000-03).....	19
5. Mike Coffey (1988-90).....	12
Chris Michalak (1990-93).....	12
Aaron Heilman (1998-2001).....	12
8. Larry Mohs (1994-97).....	10
9. Steve Mazur (2007-10).....	9
Rich Sauget (1994-96).....	9

STRIKEOUTS

1. Aaron Heilman (1998-2001).....	425
2. David Sinnes (1990-93).....	315
3. Tom Price (1991-94).....	276
4. Alex Shilliday (1996-99).....	265
5. Chris Michalak (1990-93).....	263
6. Alan Walania (1990-93).....	236
7. Chris Niesel (2002-04).....	233
8. Wade Korpi (2005-08).....	227
9. Tim Kalita (1997-99).....	214
10. Tom Bujnowski (1952, '56-'57).....	206

STRIKEOUTS PER 9 IP

(min. 60 IP)

1. Dan McGinn (1964-65).....	12.66 (105/74.2)
2. Ryan Doherty (2003-05).....	12.17 (134/98.1)
3. Rick Rusteck (1961-63).....	10.75 (131/109.2)
4. Jeff Manship (2004-06).....	10.11 (131/116.2)
5. Sam Elam (2006-09).....	9.90 (84/76.1)
6. Brad Lidge (1996-98).....	9.93 (143/129.2)
7. Aaron Heilman (1998-2001).....	9.72 (425/393.2)
8. David Sinnes (1990-93).....	9.54 (315/297.1)
9. Rob Hughes (1975-77).....	9.29 (75/72.2)
10. Nick Furlong (1968-69).....	9.16 (98/96.1)

FEWEST WALKS PER 9 IP

(min. 60 IP)

1. Brandon Vilorio (2000-03).....	1.61 (15/83.2)
2. Alan Walania (1990-93).....	1.64 (59/324.0)
3. Tom Thornton (2003-06).....	1.73 (64/332.2)
4. Tom Price (1991-94).....	1.86 (78/377.1)
5. Brad Cross (1983-86).....	1.88 (27/129.1)
6. Chris Niesel (2002-04).....	1.88 (57/272.2)
7. Nick Palihnich (1958-60).....	1.94 (32/148.2)
8. Brian Dupra (2008-).....	2.047 (48/211.0)
9. Darin Schmalz (1994-97).....	2.049 (68/298.2)
10. Mike Naumann (1998-2001).....	2.23 (31/124.2)

STRIKEOUT-TO-WALK RATIO

(min. 60 IP)

1. Chris Niesel (2002-04).....	4.09 (233/57)
2. Alan Walania (1990-93).....	4.00 (236/59)
3. Aaron Heilman (1998-2001).....	3.66 (425/116)
4. Ryan Doherty (2003-05).....	3.62 (134/37)
5. Nick Palihnich (1958-60).....	3.59 (115/32)
6. Tom Price (1991-94).....	3.54 (276/78)

Bests Since 1995

CAREER BATTING AVERAGE

(min. 2.5 AB/team gm)

1. Steve Stanley (1999-2002)384 (385/1003)
2. Scott Sollmann (1994-96)372 (239/643)
3. Brant Ust (1997-99)368 (243/660)
4. Randall Brooks (1994-97)364 (233/640)
5. A.J. Pollock (2007-09)363 (237/653)

SEASON BATTING AVERAGE

(min. 2.5 AB/team gm)

1. Steve Stanley (2002)439 (119/271)
2. Craig Cooper (2006)425 (97/228)
3. Scott Sollmann (1995)406 (93/229)
4. Steve Stanley (2001)400 (102/255)
5. Randall Brooks (1996)396 (89/225)

CAREER HITS

1. Steve Stanley (1999-2002)	385
2. Steve Sollmann (2001-04)	302
3. Alec Porzel (1998-2001)	279
4. Brett Lilley (2005-08)	274
5. J.J. Brock (1994-98)	272

SEASON HITS

1. Steve Stanley (2002)	119
2. Steve Sollmann (2002)	102
3. Steve Sollmann (2003)	98
4. Craig Cooper (2006)	97
5. Scott Sollmann (1995)	93

CAREER HOME RUNS

1. Jeff Wagner (1996-99)	49
2. Brant Ust (1997-99)	46
3. Mike Amrhein (1994-97)	37
4. Alec Porzel (1998-2001)	37
5. Ryan Topham (1993-95)	34
Matt Edwards (2002-05)	34

SEASON HOME RUNS

1. Ryan Topham (1995)	18
Brant Ust (1998)	18
3. Jeff Wagner (1997)	17
Brant Ust (1999)	17
5. Jeremy Barnes (2009)	15

CAREER RUNS BATTED IN

1. Alec Porzel (1998-2001)	211
2. Mike Amrhein (1994-97)	202
3. Jeremy Barnes (2006-09)	197
4. Matt Edwards (2002-05)	195
5. Jeff Wagner (1996-99)	189

SEASON RUNS BATTED IN

1. Ryan Topham (1995)	79
2. Mike Amrhein (1997)	71
3. Jeremy Barnes (2009)	70
4. Mike Amrhein (1995)	69
Jeff Wagner (1997)	69
Matt Edwards (2003)	69

CAREER STOLEN BASES

1. Steve Stanley (1999-2002)	116
2. Scott Sollmann (1994-96)	101
3. Steve Sollmann (2001-04)	84
4. A.J. Pollock (2007-09)	60
5. Paul O'Toole (1999-2002)	54

SEASON STOLEN BASES

1. Scott Sollmann (1996)	52
2. Steve Sollmann (2003)	38
3. Steve Stanley (2002)	32
4. Steve Stanley (2001)	31

CAREER ON-BASE PERCENTAGE

(min. 2 yrs, 200 AB)

1. Brett Lilley (2005-08)479 (505/1055)
2. Ryan Topham (1993-95)470 (331/705)
3. Craig Cooper (2003-06)461 (406/881)
4. Scott Sollmann (1994-96)455 (340/747)
5. Steve Stanley (1999-2002) ..	.449 (516/1149)

CAREER SLUGGING PERCENTAGE

(min. 2 yrs, 200 AB)

1. Brant Ust (1997-99)676 (446/660)
2. Jeff Wagner (1996-99)634 (440/694)
3. Ryan Topham (1993-95)627 (341/544)
4. Brian Stavisky (2000-02)624 (406/651)
5. Mike Amrhein (1994-97)600 (447/745)

SEASON SLUGGING PERCENTAGE

(min. 2.5 AB/team gm)

1. Ryan Topham (1995)733 (151/206)
2. Brant Ust (1998)724 (157/217)
3. Jeff Wagner (1997)712 (156/219)

CAREER TRIPLES

1. Scott Sollmann (1994-96)	24
2. J.J. Brock (1994-98)	16
3. Jeremy Barnes (2006-09)	14
George Restovich (1994-96)	14
Randall Brooks (1994-97)	14
Brian Stavisky (2000-02)	14

SEASON TRIPLES

1. Scott Sollmann (1995)	11
2. George Restovich (1996)	9
3. J.J. Brock (1997)	8

CAREER DOUBLES

1. Alec Porzel (1998-2001)	77
2. Jeff Felker (1997-2000)	59
3. Mike Amrhein (1994-97)	58
4. Andrew Bushey (1999-2002)	54
5. Craig Cooper (2003-06)	52

SEASON DOUBLES

1. Alec Porzel (2001)	28
2. Alec Porzel (2000)	24
3. Jeff Wagner (1997)	21
Jeff Felker (2000)	21
Matt Edwards (2005)	21

CAREER RUNS SCORED

1. Steve Stanley (1999-2002)	256
2. Brett Lilley (2005-08)	212
3. Steve Sollmann (2001-04)	211
4. Mike Amrhein (1994-97)	195
5. Paul O'Toole (1999-2002)	191
Craig Cooper (2003-06)	191

SEASON RUNS SCORED

1. Craig Cooper (2006)	79
2. Steve Stanley (2002)	77
3. Steve Stanley (2001)	76
Craig DeSensi (1995)	76
Matt Macri (2004)	76

SEASON HARDEST TO STRIKEOUT (AB/SO)

1. Steve Stanley (2002)	24.64 (271/11)
2. A.J. Pollock (2008)	21.60 (210/10)
3. Andrew Bushey (2001)	17.58 (211/12)

CAREER EARNED RUN AVERAGE

(min. 60 IP)

1. Mike Dury (2004-07)	2.20 (20/81.2)
2. Aaron Heilman (1998-2001) ..	2.49 (109/393.2)
3. Larry Mohs (1994-97)	1.81 (11/54.2)
4. Brandon Vilorio (2000-03)	2.58 (24/83.2)

SEASON EARNED RUN AVERAGE

(min. 60 IP)

1. Aaron Heilman (1998)	1.61 (12/67.0)
2. Aaron Heilman (2001)	1.74 (22/114.0)
3. Tom Thornton (2003)	1.81 (11/54.2)
4. Grant Johnson (2004)	1.87 (12/57.2)
5. David Phelps (2007)	1.88 (23/110.1)

CAREER WINS

1. Aaron Heilman (1998-2001)	43-7
2. Darin Schmalz (1994-97)	30-13
3. Tom Thornton (2003-06)	27-12
4. J.P. Gagne (2000-03)	25-16
Alex Shilliday (1996-99)	25-17

SEASON WINS

1. Aaron Heilman (2001)	15-0
2. Aaron Heilman (1999)	11-2
3. Aaron Heilman (2000)	10-2
4. Chris Niesel (2003)	9-1
Tom Thornton (2004)	9-2
Jeff Manship (2006)	9-2
John Axford (2003)	9-3

CAREER WINNING PERCENTAGE

(min. 16 decisions)

1. Aaron Heilman (1998-2001)860 (43-7)
2. Chris Niesel (2002-04)840 (21-4)
3. Scott Cavey (1997-2000)790 (15-4)

CAREER GAMES STARTED

1. Darin Schmalz (1994-97)	53
Tom Thornton (2003-06)	53
3. Chris Niesel (2002-04)	47
4. Wade Korpi (2005-08)	44
Alex Shilliday (1996-1999)	44
Aaron Heilman (1998-2001)	44

CAREER STRIKEOUTS

1. Aaron Heilman (1998-2001)	425
2. Alex Shilliday (1996-99)	265
3. Chris Niesel (2002-04)	233
4. Wade Korpi (2005-08)	227
5. Tim Kalita (1997-99)	214

SEASON STRIKEOUTS

1. Aaron Heilman (2000)	118
Aaron Heilman (1999)	118
3. Aaron Heilman (2001)	111
Jeff Manship (2006)	111
5. Danny Tamayo (2001)	106

CAREER SAVES

1. Kyle Weiland (2006-08)	25
2. John Corbin (1997-2000)	20
Ryan Doherty (2003-05)	20
4. J.P. Gagne (2000-03)	19
5. Aaron Heilman (1998-2001)	12
6. Larry Mohs (1994-97)	10

SEASON SAVES

1. Kyle Weiland (2006)	16
2. J.P. Gagne (2003)	13
3. Ryan Doherty (2004)	12
4. John Corbin (2000)	11
5. Aaron Heilman (1998)	9
John Corbin (1999)	9

CAREER INNINGS PITCHED

1. Aaron Heilman (1998-2001)	393.2
2. Tom Thornton (2003-06)	332.2
3. Darin Schmalz (1994-97)	298.2
4. J.P. Gagne (2000-03)	298.0
5. Alex Shilliday (1996-99)	290.0

SEASON INNINGS PITCHED

1. Aaron Heilman (2001)	114.0
2. Danny Tamayo (2001)	112.2
3. David Phelps (2007)	110.1
4. Aaron Heilman (1999)	109.0
5. Aaron Heilman (2000)	103.2

CAREER APPEARANCES


1. J.P. Gagne (2000-03)	94
2. Aaron Heilman (1998-2001)	83
3. Kyle Weiland (2006-08)	69
4. Ryan Doherty (2003-05)	68
5. John Corbin (1997-2000)	67

SEASON APPEARANCES

1. Aaron Heilman (1998)	31
2. John Corbin (2000)	30
J.P. Gagne (2003)	30
Ryan Doherty (2004)	30
Kyle Weiland (2006)	30



Randall Brooks (1994-97) had two five-hit games at Eck Stadium in a 10-day span of the 1997 season, spraying five hits versus both Central Michigan (March 27) and Boston College (April 6).



Catcher Bob Roemer (1970-73) had a career day in an 11-3 win over Xavier on April 15, 1973, when he set Notre Dame records for RBI (7) and triples (3).

RUNS SCORED

1. Bobby Lynch	6	vs. Indiana	May 25, 1900	34-7 win
Steve Sollmann	6	vs. South Alabama (NCAAs)	June 1, 2002	25-1 win
3. Greg Sherry	5	at Georgetown	March 20, 2008	25-1 win
A.J. Pollock	5	vs. Milwaukee	March 26, 2008	14-3 win
Fred Morgan	5	vs. Indiana	May 25, 1900	34-7 win
John Farley	5	vs. Upper Iowa	April 26, 1901	23-6 win
John Walsh	5	vs. Purdue	May 3, 1901	25-14 win
Pat Pesavento	5	vs. Penn (at Orlando, FL)	March 10, 1989	15-8 win
Brant Ust	5	at Seton Hall	April 25, 1998	11-3 win
Matt Macri	5	vs. Minnesota (at FAU)	Feb. 29, 2004	19-7 win
Brett Lilley	5	vs. Western Michigan	March 21, 2007	17-9 win

HITS

1. Alec Porzel	6-for-6	vs. Pittsburgh	May 7, 2001	22-18 loss (10)
Steve Sollmann	6-for-7	vs. South Alabama (NCAAs)	June 1, 2002	25-1 win
3. Fred "Cy" Williams	5	opponent and date unknown		
Charles Fleming	5	vs. Indiana	May 25, 1900	34-7 win
Ed Reulbach	5	vs. Hillsdale	April 23, 1903	24-0 win
Anton Stephan	5	vs. Hillsdale	April 23, 1903	24-0 win
Roy Gage	5	vs. Hillsdale	April 23, 1903	24-0 win
John Brogan	5	vs. Rose Poly	May 7, 1906	14-6 win
Clarence Sheehan	5	at DePauw	May 15, 1906	17-2 win
Red Smith	5	at Fort Benning	April 15, 1927	9-5 win
Tom Sheehan	5	vs. Indiana	April 16, 1943	9-4 win
John Creevey	5	at Michigan State	April 27, 1943	12-2 win
Tom Sheehan	5	vs. Purdue	June 17, 1944	15-0 win
Tim Priester	5	at Oklahoma City	March 16, 1982	19-7 win
Tom Shields	5	vs. Northwestern, gm 2	May 4, 1986	22-5 win
James Sass	5	vs. Detroit	April 16, 1988	12-11 win
Ryan Connolly	5-for-5	vs. Cincinnati	April 24, 2010	5-4 win
Dan Peltier	5-for-7	vs. Detroit	May 18, 1989	16-15 loss
Joe Binkiewicz	5-for-5	vs. Dayton	May 20, 1989	20-4 win
Scott Sollmann	5-for-6	at Purdue	May 10, 1994	12-5 win
Mike Amrhein	5-for-5	vs. Pepperdine (at CS Fullerton)	Feb. 26, 1995	14-5 win
Allen Greene	5-for-6	vs. IUPUI	March 20, 1997	8-7 win
Randall Brooks	5-for-6	vs. Central Michigan	March 27, 1997	8-0 win
Randall Brooks	5-for-6	vs. Boston College, gm 2	April 6, 1997	16-3 win
Dan Leatherman	5-for-5	vs. Toledo	April 23, 1998	15-4 win
Brant Ust	5-for-5	at Seton Hall	April 25, 1998	11-3 win
Steve Stanley	5-for-5	vs. Milwaukee (NCAAs)	May 25, 2001	12-4 win
Brian Stavisky	5-for-5	vs. Detroit	May 15, 2002	23-1 win
Paul O'Toole	5-for-5	vs. South Alabama (NCAAs)	June 1, 2002	25-1 win
Sean Gaston	5-for-6	vs. Minnesota (at FAU)	Feb. 29, 2004	19-7 win
Matt Macri	5-for-6	vs. Virginia Tech	May 22, 2004	11-10 loss
Brett Lilley	5-for-5	vs. Cincinnati	March 22, 2005	10-4 win
Craig Cooper	5-for-5	at Connecticut	April 29, 2006	7-3 win
A.J. Pollock	5-for-6	vs. Western Michigan	March 21, 2007	17-9 win

RUNS BATTED IN

1. Bob Roemer	7	vs. Xavier	April 15, 1973	11-3 win
Tim Hutson	7	vs. Wake Forest	Feb. 27, 1988	17-10 loss
Joe Binkiewicz	7	vs. Evansville	April 6, 1991	12-6 win
Edwin Hartwell	7	vs. Illinois-Chicago	May 11, 1993	19-6 win
Ryan Topham	7	vs. Illinois	April 11, 1995	15-4 win
Andrew Bushey	7	vs. Detroit	May 15, 2002	23-1 win
Steve Sollmann	7	vs. South Alabama (NCAAs)	June 1, 2002	25-1 win

TRIPLES

1. Bob Roemer	3	vs. Xavier	April 15, 1973	11-3 win
---------------	---	------------	----------------	----------

HOME RUNS

1. "Jerry" Sheehan	3	vs. Hillsdale	April 23, 1906	17-0 win
Jake Kline	3	vs. Michigan	June 3, 1916	6-4 loss
Andy Pilney	3	vs. Chicago	May 22, 1934	19-6 win
Jim Morris	3	vs. Naval Air Station	1957	
Joe Binkiewicz	3	at Evansville	April 6, 1991	12-6 win
Joe Binkiewicz	3	at Michigan	April 18, 1991	11-6 win
Brant Ust	3	at Seton Hall	April 25, 1998	11-3 win
Matt Edwards	3	vs. Western Michigan	March 29, 2005	9-5 win

TEAM RUNS

34-7	vs. Indiana (1900)
28-4	vs. Albion (1911)
28-7	vs. Northwestern (1962)
26-4	vs. Northwestern (1922)
26-10	vs. Western Michigan (1945)
25-1	at Georgetown (2008)
25-14	vs. Purdue (1901)
25-9	vs. Indiana State (1993)
25-1	vs. South Alabama, NCAAs (2002)
24-0	vs. Hillsdale (1903)
24-1	vs. Earl (1913)
23-6	vs. Upper Iowa (1901)
23-2	vs. Colorado State (1957)
23-1	vs. Detroit (2002)


SCORING MARGIN

27 (34-7)	vs. Indiana (1900)
24 (25-1)	at Georgetown (2008)
24 (24-0)	vs. Hillsdale (1903)
24 (28-4)	vs. Albion (1911)
24 (25-1)	vs. South Alabama, NCAAs (2002)
23 (24-1)	vs. Earl (1913)
22 (26-4)	vs. Northwestern (1922)
22 (23-1)	vs. Detroit (2002)
21 (22-1)	vs. Kalamazoo (1909)
21 (23-2)	vs. Colorado State (1957)
21 (28-7)	vs. Northwestern (1962)
20 (22-2)	vs. Minnesota (1920)
20 (21-1)	vs. Chicago (1943)
20 (22-2)	vs. Northwestern (1958)
20 (22-2)	vs. Pittsburgh (2005)

COMBINED RUNS

41 (34-7)	vs. Indiana (1900)
40 (18-22)	vs. Pittsburgh (2000)
39 (25-14)	vs. Purdue (1901)
38 (10-28)	vs. Western Michigan (1988)
36 (26-10)	vs. Western Michigan (1945)
35 (28-7)	vs. Northwestern (1982)
35 (19-16)	vs. Dallas (1999)
34 (25-9)	vs. Indiana State (1993)
34 (16-18)	vs. Chicago (1950)
33 (16-17)	vs. Georgia (1966)
32 (28-4)	vs. Albion (1911)
31 (22-9)	vs. Dayton (1989)
31 (21-10)	vs. Washington (1995)
31 (9-22)	vs. Ohio State (1941)
31 (20-11)	vs. Michigan State (1986)
31 (15-16)	vs. Detroit (1989)
31 (12-19)	vs. Connecticut (2001)

Pitching Game Records



Darin Schmalz (1994-97) fired 12 strikeouts against Georgetown on April 20, 1996, the highest Irish single-game strikeout total since Bob Bartlett posted 13 against Bethel in 1980. Brad Lidge (1996-98) matched Schmalz with 12 strikeouts in a road win over Pittsburgh on April 18, 1998, before Aaron Heilman (1998-01) racked up 12 versus Georgia and 18 at West Virginia in 2000, plus 12 versus Rutgers at the 2001 BIG EAST Tournament. Schmalz, Lidge and Heilman are three of just six Notre Dame pitchers who are known to have posted 12-plus strikeouts in a game away from home.



Future big-league closer Brad Lidge (1996-98) fittingly posted a career-high 12 strikeouts in a Major League ballpark, during a 1998 win over the University of Pittsburgh at Three Rivers Stadium.

STRIKEOUTS

Frank Carpin	19	vs. Indiana	April 16, 1958	10.0 IP (12-10)
Frank Symeon	18	at Purdue	April 29, 1958	9.0 IP
Aaron Heilman	18	at West Virginia	April 15, 2000	10.0 IP (3-1)
Ed Reulbach	16	vs. Indiana	May 25, 1904	2-1
Ed Reulbach	16	vs. Beloit	June 7, 1904	0-1
Jean Dubuc	16	vs. Minnesota	May 30, 1905	1-2
George Murphy	16	vs. St. Viators	May 20, 1917	9 IP, no-hit (9-0)
Mike Mandjiak	16	vs. Chicago	April 30, 1938	5-0
Bob Hughes	16	vs. Bethel	April 5, 1977	
Bill Perce	15	vs. Kalamazoo	April 21, 1906	18-0
Dick Falvey	15	at St. Mary's, KY	March 31, 1923	4-1
Ed Walsh	15	vs. Western State	April 21, 1926	5-4
Ron Mottl	15	at Ohio State	April 16, 1955	
Billy Ryan	14	vs. Winona	April 15, 1908	19-0
Richard Bunker	14	vs. Purdue	May 17, 1955	7-4
Bob Bartlett	13	at Bethel	April 29, 1980	
Don Wolfe	12	vs. Butler	April 20, 1975	
Darin Schmalz	12	at Georgetown	April 20, 1996	9.0 IP (7-3)
Brad Lidge	12	vs. Pittsburgh (Three Rivers Stadium)	April 18, 1998	7.0 IP
Aaron Heilman	12	vs. Georgia (Metrodome; Minn., MN)	March 5, 2000	8.0 IP (6-4)
Aaron Heilman	12	vs. Rutgers (Bridgewater, NJ; BET)	May 18, 2001	9.0 IP (6-2)
John Axford	12	vs. Western Michigan	April 9, 2003	7.0 IP (7-1)
Chris Niesel	12	vs. Ball State (relief)	March 23, 2004	8.1 IP (7-6/15)
Tom Thornton	12	vs. Kent State (NCAAs)	June 5, 2004	8.1 IP (7-1)
Steve Sabatino	11	at Villanova	May 15, 2010	6.1 IP (3-2/11)
Jim Sholl	11	vs. Christian Brothers	March 14, 1977	7.0 IP (4-0)
David Sinnes	11	vs. Detroit	May 20, 1993	7.0 IP (14-8)
Christian Parker	11	at Georgetown	April 21, 1996	7.0 IP (7-0)
Aaron Heilman	11	vs. Creighton (San Antonio, TX)	March 11, 1999	9.0 IP (5-4)
Aaron Heilman	11	vs. Iowa (Jacksonville, FL)	March 16, 2000	9.0 IP (3-2)
Wade Korpi	11	vs. Western Michigan	March 29, 2006	9.0 IP (2-0)
Wade Korpi	11	vs. Purdue	April 24, 2006	7.0 IP (2-1)
Wade Korpi	11	vs. South Florida (Clearwater, FL; BET)	May 23, 2006	6.0 IP (3-1)
David Phelps	11	vs. Seton Hall	May 4, 2007	9.0 IP (3-1)
David Phelps	11	at Louisville	May 12, 2007	7.2 IP (1-3)
Chris Niesel	11	at Villanova	March 23, 2003	7.1 IP (2-3)
David Phelps	10	vs. Mount St. Mary's	March 1, 2008	7.0 IP (5-0)
David Phelps	10	at West Virginia	April 18, 2008	7.0 IP (8-4)
Wade Korpi	10	at USF	May 16, 2008	6.2 IP (2-3)
Richard Bunker	10	at Indiana	May 4, 1955	4-5
Nick Pahlinich	10	vs. Glenview Naval	May 23, 1959	8-1
Jim Sholl	10	vs. Valparaiso	April 15, 1975	6.2 IP (3-5)
Mike Bobinski	10	vs. Bethel	April 5, 1977	
Brian Piotrowicz	10	vs. Chicago Sate	March 29, 1989	8.0 IP (7-1)
David Sinnes	10	at Xavier	April 16, 1990	9.0 IP (2-0)
Alan Walania	10	at Xavier	April 25, 1992	9.0 IP (5-3)
David Sinnes	10	vs. LaSalle	April 9, 1993	8.0 IP (4-3)
Alan Walania	10	vs. Valparaiso	April 27, 1993	7.0 IP
Tom Price	10	vs. Illinois-Chicago	April 12, 1994	(14-1)
Tom Price	10	vs. Indiana State	April 27, 1994	(4-0)
Dan Stavisky	10	vs. Pittsburgh	April 30, 1996	9.0 IP (2-0)
Brad Lidge	10	vs. Northeastern Illinois	March 26, 1997	5.0 IP (11-4)
Alex Shilliday	10	at Evansville	Feb. 27, 1998	8.0 IP (6-1)
Tim Kalita	10	at Seton Hall	April 27, 1998	9.0 IP (6-1)
Tim Kalita	10	vs. Penn State (San Antonio, TX)	March 10, 1999	8.0 IP (6-3)
Tim Kalita	10	at West Virginia	March 20, 1999	8.0 IP (6-4)
Tim Kalita	10	at Villanova	March 27, 1999	7.2 IP (10-8)
Aaron Heilman	10	vs. Oakland (MI)	April 30, 1999	7.1 IP (7-6)
Drew Duff	10	vs. IUPUI	April 6, 2000	6.0 IP (7-3)
Danny Tamayo	10	vs. Sam Houston State (San Antonio, TX)	Feb. 25, 2001	6.0 IP (7-4)
Danny Tamayo	10	vs. Portland (Fresno, CA)	March 17, 2001	7.2 IP (7-6)
Danny Tamayo	10	at Pittsburgh	March 23, 2001	7.0 IP (3-0)
Danny Tamayo	10	vs. Seton Hall	March 31, 2001	7.2 IP (6-1)
Aaron Heilman	10	vs. Connecticut	May 5, 2001	7.0 IP (6-1)
Danny Tamayo	10	vs. Virginia Tech (Bridgewater, N.J.; BET)	May 17, 2001	8.0 IP (3-4)
Chris Niesel	10	vs. Southern Illinois (at UNO)	Feb. 24, 2002	5.0 IP (2-6)
Jeff Manship	10	vs. Arizona (Metrodome; Minn., MN)	March 5, 2006	6.0 IP (0-2)
Jeff Manship	10	at Seton Hall	May 13, 2006	6.2 IP (14-12)
David Phelps	10	vs. South Florida	March 23, 2007	9.0 IP (1-0)

DOUBLE-DIGIT STRIKEOUT GAMES

(individually listed in chronological order)

Aaron Heilman (1998-2001)	7	(11-10 in '99; 12-11-18 in '00; 10-12 in '01)
David Phelps (2006-08)	5	(10-11-11 in 2007, 10-10 in 2008)
Danny Tamayo (1998-2001)	5	(10-10-10-10-10, all in 2001)
Wade Korpi (2005-08)	4	(11-11-11 all in 2006, 10 in 2008)
Tim Kalita (1997-99)	4	(10 in '98; 10-10-10 in '99)
Chris Niesel (2002-04)	3	(10 in '02; 11 in '03; 12 in '04)
David Sinnes (1990-93)	3	(10 in '90; 10-11 in '93)
Ed Reulbach (1903-04)	2	(16-16, both in 1904)
Richard Bunker (1955)	2	(10-14, both in 1955)
Brad Lidge (1996-98)	2	(10 in '97; 12 in '98)
Jim Sholl (1974-77)	2	(10 in '75; 11 in '77)
Alan Walania (1990-93)	2	(10 in '92; 10 in '93)
Jeff Manship (2005-06)	2	(10-10, both in 2006)

NO HITTERS

Norwood Gibson	4/21/1897, 7 IP	vs. Michigan (18-3)
Norwood Gibson	4/21/1900, 6 IP	vs. Michigan (8-0)
George Murphy	5/20/17, 9 IP	vs. St. Viator (9-0)
Paul Castner	5/17/22, 9 IP	at Purdue (4-0)
Hugh Mageveney (3.0) and Dick Falvey (4.0)	5/14/23, 7 IP	vs. Beloit (6-0)
Mike Mandjiak	4/30/38, 9 IP	vs. Chicago (5-0)
Bob Nemes, Dick Smullen, Tony Lipton (3.0 each)	5/21/49, 9 IP	vs. Pensacola (12-0)
Don Wolfe	4/20/75, 7 IP	vs. Butler (10-0)
Brian Piotrowicz	5/11/88, 7 IP	vs. Ball State (2-0)

Eck Stadium Team Records

RUNS SCORED – NOTRE DAME

25 – vs. South Alabama (NCAAs)	6/1/02
23 – vs. Detroit	5/15/02
19 – vs. Georgetown	3/28/98
18 – vs. Pittsburgh	5/7/00
18 – vs. Cleveland State	4/18/94
17 – vs. West Virginia	4/21/07
17 – vs. Western Michigan	3/21/07
17 – vs. Georgetown	4/12/01
17 – vs. Seton Hall	4/25/99
17 – vs. Butler	4/2/95

RUNS SCORED – OPPONENT

25 – Rutgers	4/10/10 (L)
22 – Pittsburgh	5/7/00 (L)
19 – West Virginia	4/17/09 (L)
19 – Connecticut	5/6/01 (L)
19 – Miami	4/2/94 (L)
16 – West Virginia	4/22/07 (L)
15 – Seton Hall	5/6/07 (L)
14 – Milwaukee	3/29/00 (L)
13 – Louisville	5/22/10 (L)
13 – Michigan	4/21/10 (L)
13 – Michigan State	3/20/10 (L)
13 – South Florida	3/24/07 (L)
12 – Central Michigan	5/12/10 (L)
12 – Connecticut	5/5/01 (W)
12 – Northwestern	4/23/97 (L)
12 – Cleveland State	4/28/04 (L)

RUNS SCORED – COMBINED

40 – (18-22) vs. Pittsburgh (L)	5/7/00
31 – (12-19) vs. Connecticut (L)	5/6/01
30 – (5-25) vs. Rutgers	4/10/10
27 – (17-10) vs. Georgetown (W)	4/12/01
26 – (17-9) vs. Western Michigan (W)	3/21/07
26 – (14-12) vs. Rutgers (W)	4/23/06
26 – (25-1) vs. South Alabama, NCAAs (W)	6/1/02
26 – (19-7) vs. Georgetown (W)	3/28/98
26 – (7-19) vs. Miami, Fla. (L)	4/2/94
25 – (13-12) vs. Connecticut (W)	5/5/01
25 – (17-8) vs. Seton Hall (W)	4/25/99
24 – (18-6) vs. Detroit (W)	3/24/04
24 – (23-1) vs. Detroit (W)	5/5/02
24 – (14-10) vs. Bowling Green (W)	4/7/99
24 – (14-10) vs. Providence (W)	4/5/97

VICTORY MARGIN

24 – (25-1) vs. South Alabama (NCAAs)	6/1/02
23 – (23-1) vs. Detroit	5/5/02
16 – (16-0) vs. Valparaiso	4/3/02
15 – (16-1) vs. Duquesne	4/18/95
14 – (15-1) vs. Oakland	4/11/06
14 – (14-0) vs. Georgetown (7 inn.)	5/3/97
14 – (15-1) vs. Seton Hall	5/4/96
14 – (15-1) vs. Valparaiso	4/21/94
14 – (18-4) vs. Cleveland State	4/18/94

LOSS MARGIN

20 – (5-25) vs. Rutgers	4/10/10
16 – (3-19) vs. West Virginia	4/17/09
14 – (1-15) vs. Seton Hall	5/6/07
13 – (0-13) vs. Michigan State	3/20/10
12 – (1-13) vs. Michigan	4/21/10
12 – (7-19) vs. Miami, Fla.	4/2/94
11 – (0-11) vs. Rutgers	5/5/02
11 – (3-14) vs. Milwaukee	3/29/00
10 – (2-12) vs. Central Michigan	5/12/10
10 – (3-13) vs. Louisville	5/22/10



10 – (6-16) vs. Rutgers	5/13/00
10 – (1-11) vs. Boston College	4/9/00

LONGEST GAMES (TIME)

4:20 – vs. West Virginia (W, 5-3, 15 inn.)	5/3/98
4:06 – vs. Pittsburgh (L, 18-22, 10 inn.)	5/7/00
3:54 – vs. Georgetown (L, 8-9, 12 inn.)	3/24/05
3:52 – vs. Cleveland State (W, 7-6, 13 inn.)	4/29/05
3:47 – vs. Villanova (W, 6-5, 10 inn.)	4/3/04
3:45 – vs. Rutgers (L, 6-8, 11 inn.)	4/11/10
3:40 – vs. IUPUI (W, 8-7, 12 inn.)	3/20/97
3:38 – vs. Central Michigan (W, 14-8)	3/24/09
3:38 – vs. Illinois-Chicago (L, 5-10)	4/28/09
3:37 – vs. Ball State (W, 7-6, 15 inn.)	3/23/04
3:35 – vs. Detroit (L, 8-9)	5/13/94

LONGEST GAMES (INNINGS)

15 – vs. Ball State (W, 7-6)	3/23/04
15 – vs. West Virginia (W, 5-3)	5/3/98
13 – vs. Cleveland State (W, 7-6)	4/29/05
12 – vs. Georgetown (L, 8-9)	3/24/05
12 – vs. IUPUI (W, 8-7)	3/20/97

HITS – NOTRE DAME

32 – vs. South Alabama (NCAAs)	6/1/02
28 – vs. Detroit	5/15/02
23 – vs. Georgetown	3/28/98
22 – vs. Western Michigan	3/21/07
22 – vs. Toledo	4/23/98
21 – vs. Villanova	4/11/98
20 – vs. Central Michigan	3/24/09
20 – vs. Bowling Green	4/12/05
20 – vs. IPFW	4/24/03
20 – vs. Villanova	4/21/01
20 – vs. Western Michigan	3/25/97
20 – vs. Wright State	5/14/95

HITS – OPPONENT

30 – Pittsburgh	5/7/00
27 – Rutgers	4/10/10
21 – Connecticut	5/6/01
20 – Louisville	5/22/10
20 – Seton Hall	3/22/09
20 – West Virginia	4/22/07
20 – Rutgers	4/23/06
20 – Milwaukee	3/29/00
20 – Miami, Fla.	4/2/94
19 – Georgetown	3/24/05
19 – Connecticut	5/5/01
17 – Rutgers	4/11/10
17 – Boston College	4/9/00
17 – Toledo	4/24/97
17 – Connecticut	4/06/96

HOME RUNS – NOTRE DAME

5 – vs. South Alabama (NCAAs)	6/1/02
5 – vs. Providence	4/5/97

Freshman left fielder Alec Porzel (1998-01) ended the longest game in Eck Stadium history (15 innings, 4:20 game time; May 3, 1998) with a two-out, two-run home run over the left field fence to beat West Virginia, 5-3. With Brant Ust on base, Porzel sent a 2-1 pitch from lefthander David Kloes out of the park for the dramatic win (to the left) and one of three game-ending home runs in his career.

HOME RUNS – OPPONENT

7 – Rutgers	4/10/10
5 – Miami, Fla.	4/2/94
5 – St. John's	4/25/08

HOME RUNS – COMBINED

8 – vs. Pittsburgh (ND-4)	5/7/00
7 – vs. Rutgers (ND-0)	4/10/10
7 – vs. Miami, Fla. (ND-2)	4/2/94
6 – vs. Providence (ND-5)	4/5/97

TRIPLES – NOTRE DAME

4 – vs. Duquesne	4/19/95
------------------	---------

TRIPLES – COMBINED

4 – vs. Ball State (ND-2)	3/23/10
4 – vs. Western Michigan	3/25/97
4 – vs. Duquesne (ND-4)	4/19/95

DOUBLES – NOTRE DAME

8 – vs. Toledo	4/23/98
7 – vs. Cleveland State	5/2/06
6 – vs. South Alabama (NCAAs)	6/1/02
6 – vs. Rochester	5/15/02
6 – vs. Pittsburgh	5/7/00

DOUBLES – OPPONENT

7 – West Virginia	4/17/09
7 – West Virginia	4/22/07
6 – Rutgers	4/10/10
6 – St. John's	4/13/06
5 – Louisville	5/22/10
5 – Ohio State (NCAAs)	5/31/02
5 – Chicago State	4/8/98

DOUBLES – COMBINED

10 – vs. West Virginia (ND-3)	4/22/07
10 – vs. Toledo (ND-8)	4/23/98
9 – vs. Western Michigan (ND-5)	3/21/07
9 – vs. Rutgers (ND-5)	4/23/06
9 – vs. USC (ND-5)	5/17/05
8 – vs. West Virginia (ND-1)	4/17/09
8 – vs. St. John's (ND-2)	4/13/06
8 – vs. Rochester (ND 7)	5/15/02
8 – vs. Pittsburgh (ND-6)	5/7/00
8 – vs. Western Michigan (ND-5)	3/25/97

ERRORS – NOTRE DAME

7 – vs. Rutgers	5/5/02
7 – vs. Connecticut	5/6/01
7 – vs. Chicago State	4/28/99
5 – vs. Michigan State	3/20/10
5 – vs. Ball State	4/6/05
5 – vs. Miami, Fla.	4/2/94

ERRORS – OPPONENT

7 – Oakland	4/11/06
6 – St. John's	4/13/06
6 – Cleveland State	4/23/03
6 – Boston College	4/8/99
6 – St. Norbert	4/24/96

ERRORS – COMBINED

12 – vs. Chicago State (ND-7)	4/28/99
9 – vs. Rutgers (ND-7)	5/5/02
9 – vs. Boston College (ND-3)	4/8/99

STRIKEOUTS THROWN – NOTRE DAME

20 – vs. Ball State	4/27/04
16 – vs. Cleveland State	4/23/03
16 – vs. Western Michigan	4/9/03
16 – vs. Oakland	5/3/00
15 – vs. Bowling Green	4/2/98
14 – vs. Oakland	4/11/06
14 – vs. Villanova	4/11/98
14 – vs. Western Michigan	4/1/98

STRIKEOUTS THROWN – OPPONENT

13 – South Florida	3/24/07
13 – West Virginia	4/27/96
13 – Alabama	4/25/95
13 – Purdue	4/19/94

TEAM COMBINED HITS

Total	ND Total	Opp. Total	Opponent	Date
49	19	30	Pittsburgh	5/7/00
40	13	27	Rutgers	4/10/10
39	19	20	Rutgers	4/23/06
36	15	21	Connecticut	5/6/01
35	22	13	Western Michigan	3/21/07
33	32	1	South Alabama (NCAAs)	6/1/02
33	17	16	Providence	4/5/97
33	20	13	Western Michigan	3/25/97
32	12	20	West Virginia	4/22/07
32	28	4	Detroit	5/15/02
32	13	19	Connecticut	5/5/01
32	15	17	Toledo	4/24/97
32	20	12	Central Michigan	3/24/09
31	18	13	Seton Hall	4/25/99
31	23	8	Georgetown	3/28/98
31	19	12	Central Michigan	3/27/97
31	11	20	Miami, Fla.	4/2/94



Eck Stadium Individual Records

HITS – NOTRE DAME

6-for-7	Steve Sollmann vs. South Alabama (NCAAs)	6/1/02
6-for-6	Alec Porzel vs. Pittsburgh	5/7/00
5-for-6	A.J. Pollock vs. Western Michigan	3/21/07
5-for-5	Ryan Connolly vs. Cincinnati	4/24/10
5-for-5	Brett Lilley vs. Cincinnati	3/22/05
5-for-6	Matt Macri vs. Virginia Tech	5/22/04
5-for-5	Paul O'Toole vs. South Alabama (NCAAs)	6/1/02
5-for-5	Brian Stavisky vs. Detroit	5/15/02
5-for-5	Steve Stanley vs. Milwaukee (NCAAs)	5/25/01
5-for-5	Dan Leatherman vs. Toledo	4/23/98
5-for-6	Randall Brooks vs. Boston College	4/6/97
5-for-6	Randall Brooks vs. Central Michigan	3/27/97
5-for-6	Allen Greene vs. IUPUI	3/20/97

HITS – OPPONENT

5-for-5	Mark Pappas (Seton Hall)	5/6/07
5-for-5	Lance Noel (Franklin College)	5/2/07
5-for-6	Scott Gillitzer (Milwaukee)	3/29/00

RBI – NOTRE DAME

7	Steve Sollmann vs. South Alabama (NCAAs)	6/11/02
7	Andrew Bushey vs. Detroit	5/15/02
7	Ryan Topham vs. Illinois	4/11/95
7	Robbie Kent vs. Evansville	4/24/94
6	A.J. Pollock vs. West Virginia	4/21/07
6	Matt Edwards vs. Western Michigan	3/29/05
6	Jeff Wagner vs. Central Michigan	3/27/97



Dan Leatherman (1997-98) tied a then-Irish record with five hits in five at bats in an Eck Stadium win over Toledo in 1998. He also hit two home runs (pictured) that year in Notre Dame's record-setting game at Boston College (7 HRs).

RBI – OPPONENT

7	Michael Lang Rutgers	4/10/10
6	Brant Colamarino Pittsburgh	5/7/00
5	Chris Bisson Connecticut	4/6/96
5	Ryan Kapp Rutgers	4/10/10
5	Mike Pauldine Detroit	5/13/94

HOME RUNS – NOTRE DAME

3	Matt Edwards vs. Western Michigan	3/29/05
2	Brayden Ashdown vs. St. John's	4/30/10
2	Craig Cooper vs. Rutgers	4/21/06
2	Matt Bransfield vs. Oakland	4/11/06
2	Matt Edwards vs. Arizona (NCAAs)	6/6/04
2	Matt Macri vs. Virginia Tech	5/22/04
2	Alec Porzel (one inside-the-park) vs. Pittsburgh	5/7/00
2	Paul O'Toole vs. Pittsburgh	4/11/99
2	Jeff Wagner vs. Bowling Green	4/7/99
	vs. Connecticut	4/3/99
	vs. Toledo	4/24/97
	vs. Providence	4/5/97
	vs. Central Michigan	3/27/97
2	Brant Ust vs. Western Michigan	3/23/99
2	George Restovich vs. Wright State	5/14/95
	vs. Bowling Green	4/6/95

HOME RUNS – OPPONENT

2	Pat Biserta Rutgers	4/10/10
2	Michael Land Rutgers	4/10/10
2	Adam Duvall Louisville	5/22/10
2	Chris Anninos St. John's	4/25/08
2	Brant Colamarino Pittsburgh	5/7/00
2	Jeff Stuss Milwaukee	4/8/95

RUNS SCORED – NOTRE DAME

6	Steve Sollmann vs. South Alabama (NCAAs)	6/11/02
5	A.J. Pollock vs. Milwaukee	3/26/08
5	Brett Lilley vs. Western Michigan	3/21/07
5	Steve Stanley vs. South Alabama (NCAAs)	6/11/02
5	Brian Stavisky vs. Detroit	5/15/02
4	Brett Lilley vs. Rutgers	4/5/08
4	Ken Meyer vs. Rutgers	5/14/00
4	Alec Porzel vs. Pittsburgh	5/7/00
4	J.J. Brock vs. Georgetown	3/29/98
4	Brant Ust vs. Central Michigan	3/25/97
4	Bob Lisanti vs. St. Norbert	4/24/96
4	George Restovich vs. Wright St.	5/14/95
4	Craig DeSensi vs. Illinois	4/11/95
4	Greg Layson vs. Milwaukee	4/15/94

STRIKEOUTS THROWN – NOTRE DAME

12	Tom Thornton vs. Kent State (NCAAs)	6/5/04
12	Chris Niesel (relief) vs. Ball State	4/27/04
12	John Axford vs. Western Michigan	4/9/03
11	David Phelps vs. Seton Hall	5/4/07
11	Wade Korpi vs. Purdue	4/24/06
11	Wade Korpi vs. Western Michigan	3/29/06
10	David Phelps vs. South Florida	3/23/07
10	Aaron Heilman vs. Connecticut	5/5/01
10	Danny Tamayo vs. Seton Hall	3/31/01
10	Drew Duff vs. IUPUI	4/6/00
10	Aaron Heilman vs. Oakland	4/30/99
10	Brad Lidge vs. Northeastern Illinois	3/26/97
10	Dan Stavisky vs. Pittsburgh	4/30/96
10	Tom Price vs. Indiana State	4/27/94
	vs. Illinois-Chicago	4/12/94


STRIKEOUTS THROWN – OPPONENT

13	Will Schleuss (Alabama)	4/25/95
----	-------------------------	---------

Bold indicates current players.



Dan Stavisky – cousin of 2000-02 Irish outfielder Brian Stavisky – tied a Notre Dame record for strikeouts in a game at Eck Stadium with 10 versus Pittsburgh in 1986. John Axford broke the record with 12 strikeouts versus Western Michigan in 2003.



George Restovich (1994-96) was the first player to hit two home runs in a game at Eck Stadium, doing so in an April 6 win over Bowling Green during the 1995 season before again leaving the yard twice in a game six weeks later, versus Wright State in the MCC Tournament (also at The Eck).

CAREER BIG EAST BATTING AVERAGE

(min. 2 yrs, 80 at bats)

1. Craig Cooper (2003-06)444 (120/270)
2. Randall Brooks (1996-97)418 (69/165)
3. Brant Ust (1997-99)413 (100/242)
4. J.J. Brock (1996-98)399 (89/223)
5. Jeff Wagner (1996-99)390 (98/251)
6. Steve Stanley (1999-2002)381 (152/399)
7. Steve Sollmann (2001-04)356 (111/312)
8. Brian Stavisky (2000-02)352 (88/250)
9. A.J. Pollock (2007-09)347 (110/317)
10. Brett Lilley (2005-08)347 (128/369)

SEASON BIG EAST BATTING AVERAGE

(minimum 2.5 AB/team gm)

1. Brant Ust (1998)493 (37/75)
2. Jeff Wagner (1997)488 (39/80)
3. Craig Cooper (2006)481 (52/108)
4. Craig Cooper (2004)470 (31/66)
5. Ken Meyer (2000)438 (28/64)
6. Steve Stanley (2002)431 (44/102)
7. J.J. Brock (1998)427 (35/82)
8. Randall Brooks (1996)425 (34/80)
Andrew Bushey (2001)425 (34/80)
10. Brett Lilley (2006)419 (39/93)

BIG EAST CAREER RBI

1. Alec Porzel (1998-2001)	102
2. Jeremy Barnes (2006-09)	97
3. Paul O'Toole (1999-2002)	86
4. Jeff Wagner (1996-99)	83
5. Brant Ust (1997-99)	71
6. Brian Stavisky (2000-02)	68
7. Steve Sollmann (2001-04)	65
8. Andrew Bushey (1999-2002)	64
9. Matt Edwards (2002-05)	63
Craig Cooper (2003-06)	63

BIG EAST SEASON RBI

1. Alec Porzel (2001)	35
2. Jeff Wagner (1997)	34
3. Jeremy Barnes (2009)	33
Matt Bransfield (2004)	33
5. Paul O'Toole (2002)	30
6. Mike Amrhein (1997)	29
7. J.J. Brock (1998)	28
8. Alec Porzel (2000)	27
Andrew Bushey (2001)	27
Brian Stavisky (2001)	27
Jeremy Barnes (2006)	27

BIG EAST CAREER HOME RUNS

1. Jeff Wagner (1996-99)	24
2. Alec Porzel (1998-2001)	20
3. Brant Ust (1997-99)	19
4. Jeremy Barnes (2006-09)	15
5. Paul O'Toole (1999-2002)	15
6. Brian Stavisky (2000-02)	13
7. Mike Amrhein (1996-1997)	12
Jeff Felker (1997-2000)	12
9. Ryan Connolly (2007-10)	11
10. J.J. Brock (1996-98)	10

BIG EAST SEASON HOME RUNS

1. Jeff Wagner (1997)	10
2. Brant Ust (1998)	8
Jeremy Barnes (2009)	8
4. Ryan Connolly (2010)	7
A.J. Pollock (2009)	7
Mike Amrhein (1997)	7
J.J. Brock (1998)	7
Brian Stavisky (2000)	7
Paul O'Toole (2002)	7
Matt Macri (2004)	7
Craig Cooper (2006)	7

BIG EAST CAREER STOLEN BASES

1. Steve Stanley (1999-2002)	45
2. Steve Sollmann (2001-04)	33
3. A.J. Pollock (2007-09)	20
Paul O'Toole (1999-2002)	20
5. Craig Cooper (2003-06)	18

6. Cody Rizzo (2003-06)	16
7. Alec Porzel (1998-2001)	13

BIG EAST SEASON STOLEN BASES

1. Scott Sollmann (1997)	13
2. A.J. Pollock (2008)	12
Steve Stanley (1999)	12
Steve Stanley (2001)	12
5. Steve Stanley (2002)	11
Steve Sollmann (2003)	11
Steve Sollmann (2004)	11

BIG EAST CAREER TRIPLES

1. J.J. Brock (1996-98)	7
Steve Stanley (1999-2002)	7
Brian Stavisky (2000-02)	7

BIG EAST SEASON TRIPLES

1. Steve Stanley (2001)	5
2. J.J. Brock (1997)	4
Ken Meyer (2000)	4
Brennan Grogan (2003)	4

BIG EAST CAREER DOUBLES

1. Alec Porzel (1998-2001)	33
2. Jeff Felker (1997-2000)	26
3. Andrew Bushey (1999-2002)	24
4. Steve Stanley (1999-2002)	22
5. A.J. Pollock (2007-09)	21
Jeremy Barnes (2006-09)	21
Paul O'Toole (1999-2002)	21
8. Steve Sollmann (2001-04)	20
9. Brant Ust (1997-99)	19
10. Brian Stavisky (2000-02)	18
Matt Edwards (2002-05)	18
Craig Cooper (2003-06)	18

BIG EAST SEASON DOUBLES

1. Alec Porzel (2001)	13
2. Alec Porzel (2000)	11
3. Andrew Bushey (2001)	10
4. Jeff Felker (1997)	9
Dan Leatherman (1998)	9
Brant Ust (1998)	9
Ken Meyer (2000)	9
Andrew Bushey (2002)	9
Steve Sollmann (2003)	9
Mike Dury (2007)	9

BIG EAST CAREER RUNS SCORED

1. Steve Stanley (1999-2002)	110
2. Brett Lilley (2005-08)	99
3. Steve Sollmann (2001-04)	83
Craig Cooper (2003-06)	83
5. Alec Porzel (1998-2001)	79
Paul O'Toole (1999-2002)	79
7. A.J. Pollock (2007-09)	77
8. Jeremy Barnes (2006-09)	76
9. Cody Rizzo (2003-06)	73
10. Brant Ust (1997-99)	70

BIG EAST SEASON RUNS SCORED

1. Craig Cooper (2006)	43
2. A.J. Pollock (2009)	38
Steve Stanley (2001)	38
4. Matt Macri (2004)	36
5. Brett Lilley (2008)	31
6. Steve Stanley (2002)	30
7. Mike Amrhein (1997)	28
8. Jeff Wagner (1997)	27
9. Brant Ust (1997)	26
Alec Porzel (2001)	26
Steve Sollmann (2001)	26
Steve Sollmann (2003)	26

BIG EAST SEASON EARNED RUN AVERAGE

(minimum 1.0 IP/team gm)

1. J.P. Gagne (2003)	1.09 (3/24.2)
2. Aaron Heilman (2001)	1.40 (9/58.0)
3. Aaron Heilman (1998)	1.85 (5/24.1)
4. Grant Johnson (2004)	1.91 (8/37.2)
5. Tim Kalita (1998)	2.03 (7/31.0)

YEARLY BIG EAST TEAM STATS

(per game or 9 IP)

Yr.	AVG	R	HR	SB	SLG	OBP
'96	.327	132 (6.6)	23 (1.15)	24 (1.20)	.509	.388
'97	.360	189 (9.0)	36 (1.71)	11 (0.52)	.599	.423
'98	.340	155 (8.2)	32 (1.68)	16 (0.84)	.581	.401
'99	.321	181 (7.2)	28 (1.12)	29 (1.16)	.497	.386
'00	.305	176 (7.0)	28 (1.12)	21 (0.84)	.490	.369
'01	.334	208 (8.0)	19 (0.73)	41 (1.58)	.519	.407
'02	.310	165 (6.3)	21 (0.81)	21 (0.81)	.457	.395
'03	.277	142 (6.2)	12 (0.52)	25 (1.09)	.406	.367
'04	.319	188 (7.2)	26 (1.00)	36 (1.38)	.489	.404
'05	.284	137 (5.7)	14 (0.58)	28 (1.17)	.399	.377
'06	.334	216 (8.3)	14 (0.52)	30 (1.11)	.444	.423
'07	.261	133 (4.8)	11 (0.39)	30 (1.11)	.343	.340
'08	.310	179 (6.9)	20 (0.77)	23 (0.88)	.435	.395
'09	.308	178 (6.6)	34 (1.26)	19 (0.70)	.492	.379
'10	.267	136 (5.0)	25 (0.93)	10 (0.37)	.395	.331

Yr.	ERA	Opp AVG	SO	BB	SO/BB	Fld%
'96	3.91	.260	116 (5.8)	54 (2.70)	2.15	.953
'97	5.58	.310	134 (6.4)	63 (3.00)	2.13	.942
'98	3.42	.263	155 (8.2)	62 (3.26)	2.50	.970
'99	4.86	.282	199 (8.0)	82 (3.28)	2.43	.960
'00	4.52	.287	169 (6.8)	82 (3.28)	2.06	.968
'01	3.46	.334	185 (7.1)	67 (2.58)	2.76	.957
'02	3.74	.256	174 (6.7)	109 (4.19)	1.60	.964
'03	3.14	.247	173 (7.5)	68 (2.96)	2.54	.968
'04	3.57	.258	179 (6.9)	66 (2.54)	2.71	.968
'05	3.59	.271	118 (5.3)	56 (2.51)	2.11	.967
'06	3.98	.274	207 (7.7)	70 (2.59)	2.96	.974
'07	4.80	.287	206 (7.4)	93 (3.32)	2.22	.969
'08	3.60	.268	176 (6.8)	83 (3.19)	2.12	.978
'09	5.86	.306	133 (5.1)	86 (3.25)	1.55	.964
'10	7.02	.321	156 (5.8)	88 (3.26)	1.77	.974

6. Ryan Kalita (2003)	2.09 (10/43.0)
7. David Phelps (2007)	2.13 (19/80.1)
8. Dan Stavisky (1996)	2.22 (6/24.1)
9. Darin Schmalz (1996)	2.25 (10/40.0)
10. Danny Tamayo (2001)	2.52 (17/60.2)

BIG EAST SEASON WINS

1. Aaron Heilman (2001)	8-0
2. Chris Niesel (2003)	7-0
Aaron Heilman (2000)	7-1
Jeff Manship (2006)	7-1
5. Danny Tamayo (2001)	6-0
Eric Maust (2008)	6-1
Darin Schmalz (1997)	6-1
Aaron Heilman (1999)	6-1
Jeff Samardzija (2006)	6-1

BIG EAST SEASON STRIKEOUTS

1. David Phelps (2007)	76
2. Jeff Manship (2006)	70
3. Aaron Heilman (2000)	66
4. Danny Tamayo (2001)	59
5. Aaron Heilman (2001)	56
6. Brad Lidge (1998)	52
Aaron Heilman (1999)	52
8. Chris Niesel (2003)	49

BIG EAST SEASON OPP. BATTING AVERAGE

(minimum 1.0 IP/team gm)

1. Aaron Heilman (2001)152 (30/198)
2. Grant Johnson (2004)169 (23/136)
3. J.P. Gagne (2003)213 (19/89)
4. Ryan Kalita (2003)214 (33/154)
5. Christian Parker (1996)217 (30/138)
6. Brad Lidge (1998)221 (36/163)
7. Eric Maust (2008)223 (39/175)
8. Danny Tamayo (2001)225 (50/222)
9. Jeff Manship (2006)226 (53/234)
10. Aaron Heilman (1998)229 (19/83)
11. Aaron Heilman (2000)229 (47/205)

Bold indicates current players.



Class Bests

GAMES PLAYED/STARTED

FR	Brian Stavisky (2000)	64 of 64
SO	Steve Stanley (2000)	64 of 64
JR	Dan Peltier (1989)	68 of 68
SR	Pat Pesavento (1989)	68 of 68

AT BATS

FR	Brian Stavisky (2000)	248
SO	Steve Stanley (2000)	235
JR	Dan Peltier (1989)	258
SR	Steve Stanley (2002)	271

BATTING AVERAGE

(min. 2.5 AB/tm gm)

FR	Scott Sollmann (1994)	.402 (76/189)
SO	Dan Peltier (1988)	.414 (89/215)
JR	Dan Peltier (1989)	.446 (115/258)
SR	Edwin Hartwell (1993)	.447 (89/199)

HITS

FR	Brant Ust (1997)	83
SO	Scott Sollmann (1995)	93
JR	Dan Peltier (1989)	115
SR	Steve Stanley (2002)	119

SLUGGING PERCENTAGE

(min. 2.5 AB/tm gm)

FR	Brant Ust (1997)	.623 (139/223)
SO	Brant Ust (1998)	.724 (159/219)
JR	Dan Peltier (1989)	.783 (202/258)
SR	Ryan Topham (1995)	.733 (151/206)

ON-BASE PERCENTAGE

(min. 2.5 AB/tm gm)

FR	Scott Sollman (1994)	.491 (109/222)
SO	Dan Peltier (1988)	.512 (133/260)
JR	Dan Peltier (1989)	.513 (157/306)
SR	Edwin Hartwell (1993)	.549 (135/246)

RUNS BATTED IN

FR	Brant Ust (1997)	54
SO	Robbie Kent (1994)	82
JR	Dan Peltier (1989)	93
SR	Eric Danapilis (1993)	85

HOME RUNS

FR	Brian Stavisky (2000)	14
SO	Brant Ust (1998)	18
JR	Ryan Topham (1995)	18
SR	Frank Jacobs (1991)	20

TRIPLES

FR	Scott Sollmann (1994)	7
SO	Scott Sollmann (1995)	11
JR	Shaun Fitzmaurice (1964)	10
SR	George Restovich (1996)	9

DOUBLES

FR	Four players	15
SO	Robbie Kent (1994)	24

JR	Dan Peltier (1989)	32
SR	Alec Porzel (2001)	28

RUNS SCORED

FR	Brant Ust (1997)	66
SO	Scott Sollmann (1995)	73
JR	Pat Pesavento (1988)	81
SR	Pat Pesavento (1989)	88

STOLEN BASES

FR	Scott Sollmann (1994)	26
SO	Dan Bautch (1990)	29
JR	Scott Sollmann (1996)	52
SR	Pat Pesavento (1989)	38

TOTAL BASES

FR	Brian Stavisky (2000)	141
SO	Brant Ust (1998)	157
JR	Dan Peltier (1989)	202
SR	Eric Danapilis (1993)	159

BASES ON BALLS

FR	Ryan Topham (1993)	51
SO	Ryan Topham (1994)	63
JR	Craig Counsell (1991)	49
SR	Pat Pesavento (1989)	61

TIMES HIT BY PITCH

FR	Brett Lilley (2005)	30
SO	Cody Rizzo (2004)	21
	Brett Lilley (2006)	21
JR	Brett Lilley (2007)	27
SR	Brett Lilley (2008)	31

SACRIFICE BUNTS

FR	Brennan Grogan (2003)	12
SO	David Mills (2008)	19
JR	Mike Moshier (1988)	14
SR	Pat O'Brien (1988)	14

HARDEST TO STRIKEOUT (AB/SO)

FR	Jack Moran (1982)	18.80 (94/5)
SO	Dan Szajko (1980)	25.75 (103/4)
JR	Rick Pullano (1978)	44.00 (132/3)
SR	Dan Szajko (1982)	34.25 (137/4)

PUTOUTS

(since 1982)

FR	Joe Thaman (1B; 2001)	550
SO	Joe Thaman (1B; 2002)	514
JR	Javi Sanchez (C; 2003)	395
SR	Joe Binkiewicz (1B; 1992)	628

ASSISTS

(since 1982)

FR	Brett Lilley (2005)	172
SO	Matt Macri (2003)	184
JR	Pat Pesavento (1988)	216
SR	Pat Pesavento (1989)	222

APPEARANCES

FR	Aaron Heilman (1998)	31
SO	Ryan Doherty (2004)	30
JR	Mike Coffey (1989)	37
SR	John Corbin (2000)	30

GAMES STARTED

FR	Pat Leahy (1990)	15
SO	Chris Niesel (2003)	15
	Tom Thornton (2004)	15
JR	Brian Piotrowicz (1989)	18
SR	Tom Price (1994)	19

EARNED RUN AVERAGE

(min. 40 IP)

FR	David Sinnes (1990)	1.05 (8/68.2)
SO	Jack Mitchell (1960)	0.71 (4/50.2)
JR	Phil Donnelly (1962)	1.27 (7/49.2)
SR	Mickey Walker (1963)	1.73 (14/73.0)

INNINGS PITCHED

FR	Grant Johnson (2002)	101.1
SO	David Phelps (2007)	110.1
JR	Chris Michalak (1992)	118.2
SR	Tom Price (1994)	140.1

WINS

FR	David Sinnes (1990)	9-2
	Grant Johnson (2002)	9-5
SO	Alan Walania (1991)	11-5
JR	Tom Price (1993)	12-2
SR	Aaron Heilman (2001)	15-0

WINNING PERCENTAGE

(min. 8 decisions)

FR	Pat Leahy (1990)	.889 (8-1)
SO	Frank Scanlan (1908)	1.000 (10-0)
JR	Tim Kraus (1994)	1.000 (9-0)
SR	Aaron Heilman (2001)	1.000 (15-0)

OPPONENT BATTING AVERAGE

(since 1991/min. 40 IP)

FR	Aaron Heilman (1998)	.198 (46/232)
SO	Wade Korpi (2006)	.204 (55/270)
JR	David Sinnes (1992)	.163 (33/202)
SR	Aaron Heilman (2001)	.173 (70/404)

SAVES

(since 1976)

FR	Kyle Weiland (2006)	16
SO	Ryan Doherty (2004)	12
JR	John Corbin (2000)	11
SR	J.P. Gagne (2003)	13

STRIKEOUTS

FR	Grant Johnson (2002)	86
SO	Aaron Heilman (1999)	118
JR	Aaron Heilman (2000)	118
SR	Aaron Heilman (2001)	111

Year-by-Year Team Stats



Team Offensive Statistics

Team records (post-1948) in **bold**

Yr.	Avg.	AB	R	R/gm	H	H/gm	2B	3B	HR	HR/gm	AB/HR	RBI	Slug%	BB	HP	SO	BB/SO	AB/SO	OB%	SF/SH	SB-Att	SB%
'10	.276	1874	293	5.43	517	9.57	87	9	39	0.72	48.1	266	.394	181	45	343	0.53	5.46	.349	30/38	29-40	.725
'09	.309	2024	399	6.76	625	10.59	95	24	51	0.86	39.7	371	.455	243	54	346	0.70	5.85	.392	33/37	58-82	.707
'08	.309	1909	375	6.82	589	10.71	108	17	41	0.75	46.6	344	.447	223	59	289	0.77	6.61	.392	32/69	59-76	.776
'07	.274	1831	307	5.48	502	8.96	78	14	24	0.43	76.3	266	.372	220	57	324	0.68	5.65	.365	25/51	59-77	.766
'06	.313	2176	432	6.86	681	10.81	119	18	33	0.52	65.9	397	.430	247	100	281	0.88	7.74	.403	28/65	62-99	.626
'05	.295	2102	423	6.71	620	9.84	104	11	43	0.68	48.9	375	.416	227	130	342	0.66	6.15	.393	28/50	69-100	.690
'04	.309	2142	491	7.79	661	10.49	120	19	69	1.10	31.0	443	.479	275	106	358	0.77	5.98	.407	39/38	69-101	.683
'03	.309	2149	433	6.87	664	10.54	115	26	31	0.49	69.3	383	.430	204	74	339	0.60	6.34	.384	26/54	84-118	.712
'02	.321	2289	492	7.24	734	10.79	125	25	53	0.78	43.2	438	.467	253	55	326	0.78	7.02	.395	41/66	63-92	.685
'01	.322	2114	425	6.75	680	10.79	141	25	41	0.67	50.3	384	.470	226	35	269	0.84	7.86	.391	33/28	92-136	.677
'00	.299	2147	422	6.59	642	10.03	131	21	50	0.78	42.9	371	.449	183	37	275	0.67	7.81	.359	35/26	76-113	.673
'99	.307	2010	411	6.74	617	10.11	113	16	70	1.15	28.7	366	.484	193	40	316	0.61	6.36	.374	28/18	84-112	.750
'98	.304	1945	392	6.76	592	10.21	125	19	73	1.26	26.6	365	.501	201	25	333	0.60	5.84	.372	27/31	61-97	.629
'97	.334	2037	465	7.75	681	11.35	127	36	66	1.10	34.0	427	.529	221	43	319	0.69	6.38	.406	24/39	51-78	.654
'96	.315	2014	429	6.92	634	10.23	111	29	58	0.94	34.7	379	.485	231	33	352	0.66	5.72	.389	31/28	97-132	.735
'95	.316	2037	456	7.48	644	10.56	104	34	60	0.98	34.0	416	.489	244	69	387	0.63	5.26	.403	22/41	57-93	.613
'94	.323	2034	511	8.24	656	10.58	109	41	39	0.63	52.2	466	.474	342	36	316	1.08	6.44	.422	38/16	124-163	.761
'93	.334	1960	550	8.87	655	10.56	125	23	64	1.03	30.6	485	.519	389	75	335	1.16	5.85	.457	26/46	127-177	.718
'92	.301	1958	450	7.14	590	9.37	109	18	45	0.71	43.5	391	.444	342	58	359	0.95	5.45	.416	23/44	119-154	.773
'91	.305	1893	448	7.34	577	9.46	106	14	62	1.02	30.5	385	.474	323	43	340	0.95	5.57	.413	22/48	91-131	.695
'90	.291	1766	391	6.74	514	8.86	105	4	49	0.84	36.0	348	.438	338	52	299	1.13	5.91	.417	13/54	117-161	.727
'89	.334	2147	528	7.76	718	10.56	112	14	36	0.53	59.6	463	.450	391	38	272	1.44	7.89	.443	14/57	119-163	.730
'88	.307	1828	444	7.28	561	9.20	106	11	40	0.66	45.7	372	.443	326	50	300	1.09	6.09	.421	20/56	117-176	.665
'87	.268	1354	202	4.59	363	8.25	51	8	21	0.48	64.5	177	.364	144	19	239	0.60	5.67	.343	15/19	47-55	.855
'86	.315	1618	342	6.84	509	10.18	81	18	35	0.70	46.2	294	.452	182	17	267	0.68	6.06	.385	21/15	53-70	.757
'85	.296	1613	326	5.93	477	8.67	65	16	28	0.51	57.6	281	.408	236	18	238	0.99	6.78	.386	28/42	58-74	.784
'84	.295	1252	283	5.90	399	8.31	61	5	21	0.44	59.6	243	.426	237	13	200	1.19	6.26	.428	15/36	38-56	.679
'83	.243	1226	193	4.11	298	6.34	42	12	16	0.34	76.6	166	.336	200	11	234	0.86	5.24	.351	14/40	28-40	.700
'82	.277	1145	249	5.79	322	7.49	36	10	15	0.35	76.3	210	.369	213	15	126	1.69	9.09	.395	18/17	71-90	.789
'81	.320	1135	248	6.20	363	9.08	53	10	25	0.63	45.4	220	.450	178	17	147	1.21	7.72	.415	14/36	45-64	.703
'80	.332	1018	262	7.08	338	9.14	47	20	13	0.35	78.3	229	.456	196	10	83	2.36	12.27	.440	12/38	21-26	.808
'79	.293	918	168	5.09	269	8.15	40	11	4	0.12	229.5	136	.374	142	16	111	1.28	8.27	.394	8/35	24-38	.632
'78	.232	1028	130	3.42	239	6.29	27	8	9	0.24	114.2	113	.301	113	9	135	0.84	7.61	.312	6/17	31-47	.660
'77	.275	1156	190	4.42	318	7.40	49	16	16	0.37	72.3	174	.387	—	—	—	—	—	—	/18	28-__	—
'76	.288	1123	190	4.75	323	8.08	32	11	14	0.35	80.2	160	.373	—	—	—	—	—	—	/26	39-__	—
'75	.264	851	142	4.58	225	7.26	32	13	9	0.29	94.6	122	.364	135	—	126	1.07	6.75	—	9/14	15-18	.833
'74	.279	1178	186	4.77	329	8.44	38	22	12	0.31	98.2	159	.379	—	—	—	—	—	—	/10	27-__	—
'73	.277	1067	140	3.78	295	7.97	23	15	9	0.24	118.6	127	.351	124	10	186	0.67	5.74	—	/15	___	—
'72	.268	915	148	4.93	244	8.13	42	6	17	0.57	53.8	126	.381	131	—	176	0.74	5.20	—	—	___	—
'71	.268	1017	138	4.31	274	8.56	41	3	12	0.38	84.8	132	.351	129	—	182	0.71	5.59	—	—	___	—
'70	.264	996	148	4.77	263	8.48	31	15	13	0.42	76.6	135	.364	119	—	197	0.60	5.06	—	—	18-__	—
'69	.249	823	124	5.17	205	8.54	15	11	10	0.42	82.3	116	.330	94	—	140	0.67	5.88	—	—	11-__	—
'68	.285	817	129	5.61	233	10.13	32	11	9	0.39	90.8	107	.384	—	—	—	—	—	—	—	8-__	—
'67	.268	865	141	5.42	232	8.92	33	12	11	0.42	78.6	—	.372	—	—	—	—	—	—	—	___	—
'66	.256	856	141	5.42	219	8.42	39	9	15	0.58	57.1	114	.375	—	—	—	—	—	—	—	___	—
'65	.261	1217	191	5.46	318	9.09	46	18	14	0.40	86.9	157	.363	—	—	—	—	—	—	—	___	—
'64	.260	958	173	5.97	249	8.59	31	18	29	0.83	33.0	149	.421	—	—	—	—	—	—	—	___	—
'63	.293	1065	211	7.03	312	10.40	45	23	14	0.47	76.1	170	.418	—	—	—	—	—	—	—	___	—
'62	.295	600	131	7.71	177	10.41	25	15	14	0.82	42.9	114	.457	—	—	—	—	—	—	—	___	—
'61	.242	1003	148	5.10	243	8.38	23	14	15	0.52	66.9	131	.338	—	—	—	—	—	—	—	___	—
'60	.283	882	200	7.69	250	9.62	34	6	21	0.81	42.0	162	.407	—	—	—	—	—	—	—	___	—
'59	.278	785	163	7.09	218	9.48	39	11	8	0.35	98.1	122	.386	—	—	—	—	—	—	—	___	—
'58	.301	907	231	9.24	273	10.92	38	15	20	0.80	45.4	196	.442	—	—	—	—	—	—	—	___	—
'57	.287	893	179	6.88	256	9.85	37	15	12	0.46	74.4	154	.402	—	—	—	—	—	—	—	___	—
'56	.249	643	90	4.74	162	8.53	20	4	5	0.26	128.6	87	.319	—	—	—	—	—	—	—	___	—
'55	.271	632	93	5.47	169	9.94	38	3	8	0.47	79.0	80	.375	—	—	—	—	—	—	—	___	—
'54	.264	855	119	4.76	226	9.04	25	8	9	0.36	95.0	101	.344	—	—	—	—	—	—	—	___	—
'53	.267	859	166	6.92	229	9.54	28	16	2	0.08	429.5	136	.343	—	—	—	—	—	—	—	___	—
'52	.252	879	132	5.28	230	9.20	26	13	4	0.16	219.8	115	.334	—	—	—	—	—	—	—	___	—
'51	.237	853	120	4.80	203	8.12	16	9	6	0.24	142.2	82	.299	—	—	—	—	—	—	—	___	—
'50	.252	741	135	6.14	187	8.50	28	7	8	0.36	92.6	126	.341	—	—	—	—	—	—	—	___	—
'49	.272	958	178	6.35	261	—	—	—	—	—	—	—	—	—	—	—	—	—	—	—	___	—
'48	.238	735	92	4.00	175	7.61	19	9	4	0.17	183.8	76	.305	—	—	—	—	—	—	—	___	—



Year-by-Year Team Stats

Team Pitching and Defensive Statistics

Yr.	W-L-T	Pct.	IP	CG/ShO	SV	ERA	Opp Avg	K	BB	SO/BB	SO/9 IP	BB/9 IP	HR	HR/gm	WP	HB	BK	FLD (TC-E-DP)
'10	22-32	.407	476.1	0/1	10	5.95	.299	334	193	1.73	6.31	3.65	45	0.83	31	49	6	.966 (2,119-73-43)
'09	36-23	.610	519.0	7/2	12	5.36	.286	328	220	1.49	5.69	3.82	42	0.71	38	56	9	.966 (2,306-79-50)
'08	33-21-1	.609	493.2	1/6	8	4.38	.272	392	187	2.10	7.15	3.41	39	0.71	38	49	10	.973 (2,115-58-65)
'07	28-28-0	.500	487.0	5/3	8	3.97	.267	396	192	2.11	7.35	3.49	20	0.36	45	61	5	.962 (2,159-82-36)
'06	45-17-1	.722	572.0	3/5	18	3.52	.249	504	171	2.95	7.93	2.69	18	0.29	24	51	7	.972 (2,491-69-56)
'05	38-24-1	.611	557.1	10/3	13	4.41	.290	342	204	1.68	5.52	3.29	31	0.49	25	74	9	.960 (2,444-97- 67)
'04	51 -12-0	.836	554.2	3/6	15	3.36	.248	436	162	2.69	7.08	2.63	36	0.57	29	59	4	.967 (2,452-80-59)
'03	45-18-0	.714	534.0	4/2	18	3.53	.250	479	216	2.22	8.07	3.64	28	0.44	45	38	3	.970 (2,429-73-57)
'02	50-18-0	.735	584.1	3/2	18	3.57	.255	483	231	2.09	7.44	3.56	31	0.46	36	49	5	.961 (2,544 -100-66)
'01	49-13-1	.786	547.2	21/7	8	3.22	.246	420	151	2.78	6.90	2.48	22	0.35	31	40	3	.964 (2,435-88-40)
'00	46-18-0	.719	545.0	10/5	15	3.93	.276	454	182	2.49	7.50	3.01	33	0.52	41	41	2	.965 (2,413-85-57)
'99	43-18-0	.705	513.2	8/2	15	5.15	.280	478	219	2.18	8.38	3.84	55	0.90	61	39	3	.954 (2,294-106-41)
'98	41-17-0	.707	501.1	6/3	10	4.02	.267	456	204	2.24	8.19	3.66	36	0.62	40	52	3	.962 (2,245-86-60)
'97	41-19-0	.683	504.2	10/3	11	4.51	.267	399	231	1.72	7.12	4.12	24	0.40	38	42	9	.942 (2,293-132-53)
'96	44-18-0	.710	512.0	12/9	11	3.87	.257	365	213	1.71	6.42	3.74	35	0.57	37	31	3	.953 (2,308-108-45)
'95	40-21-0	.656	510.2	13/3	9	4.53	.272	320	192	1.67	5.64	3.38	44	0.72	44	36	3	.960 (2,165-87-43)
'94	46-16-0	.742	513.0	17/6	14	3.25	.252	335	161	2.08	5.88	2.82	32	0.52	37	51	3	.955 (2,326-104-43)
'93	46-16-0	.742	502.2	21/7	11	4.57	.261	392	188	2.09	7.02	3.37	53	0.85	24	32	3	.961 (2,304-90-41)
'92	48-15-0	.762	512.0	25 /10	10	3.06	.239	369	165	2.24	6.49	2.90	32	0.51	34	22	1	.965 (2,364-83-51)
'91	45-16-0	.738	491.0	13/9	14	4.01	.254	345	203	1.70	6.32	3.72	23	0.38	42	22	4	.961 (2,216-86-40)
'90	46-12-0	.793	474.1	7/5	12	3.00	.246	354	195	1.82	6.72	3.70	15	0.26	30	31	7	.953 (1,894-89-51)
'89	48-19-1	.713	543.0	14/ 12	12	4.13	.286	308	219	1.41	5.10	3.63	28	0.41	33	28	2	.950 (2,504-126-58)
'88	39-22-0	.639	461.0	17/3	6	5.43	.292	243	160	1.52	4.74	3.12	47	0.77	29	48	6	.961 (2,155-84-52)
'87	15-29-0	.341	335.2	14/0	4	4.75	.289	154	168	0.92	4.13	4.50	22	0.50	28	10	0	.953 (1,579-74-29)
'86	22-28-0	.440	376.0	10/3	9	6.25	.310	176	202	0.87	4.21	4.84	38	0.76	31	18		.946 (1,679-90-40)
'85	26-27-2	.491	397.2	15/3	4	6.16	.291	215	208	1.03	4.87	4.71	46	0.84	32	22		.954 (1,672-80-22)
'84	24-24-0	.500	331.0	24/3	3	4.95	.276	167	174	0.96	4.54	4.73	31	0.65	35	10		.943 (1,535-87-32)
'83	19-28-0	.404	326.0	17/1	4	4.80	.293	228	181	1.26	6.29	5.00	30	0.64	25	9		.943 (1,482-85-29)
'82	28-15-0	.651	307.0	23/6	4	3.81	.255	190	162	1.17	5.57	4.75	13	0.30	20	7		.965 (1,353-48-21)
'81	23-16-1	.588	280.2	18/3	3	5.48	.286	188	140	1.34	6.03	4.49	36	0.90	19	13		— (-51-21)
'80	29-8-0	.784	256.0	17/2	5	4.50	.259	167	136	1.23	5.87	4.78	25	0.68	18	7		— (-61-25)
'79	14-19-0	.424	234.0	10/2	1	5.54	.299	146	122	1.20	5.62	4.70	21	0.64	15	4		— (-76-16)
'78	12-25-1	.329	273.2	16/1	1	4.38	.271	147	157	0.94	4.83	5.16	15	0.39	19	8		— (-93-19)
'77	17-26-0	.395	292.2	19/4		6.15	.286	204	194	1.05	6.27	5.97	16	0.37		13		— (-91-)
'76	16-24-0	.400	278.0	/3		4.66	.286	193	147	1.31	6.25	4.76	11	0.28				— (-92-15)
'75	17-14-0	.548	213.0	21/2		2.83	.227	151	113	1.34	6.38	4.77	5	0.16		10		— (-45-21)
'74	18-21-0	.462	295.0	/1		4.52	.279	166	126	1.32	5.06	3.84	19	0.49				— (-64-40)
'73	15-22-0	.405	261.0	24/5		4.14	.278	169	147	1.15	5.83	5.07	10	0.27		11		— (-65-25)
'72	14-16-0	.467	211.0	11/5		5.46	.291	138	109	1.27	5.89	4.65	19	0.63				.942 (955-55-22)
'71	11-21-0	.344	249.1	12/2		4.26	.271	144	121	1.19	5.20	4.37	26	0.81				— (-68-26)
'70	17-14-0	.548	255.0	18/3		3.28	.249	147	96	1.53	5.19	3.39	19	0.61				.951 (1,056-52-29)
'69	14-10-0	.583	213.2	10/5		2.95	.256	173	91	1.90	7.30	3.84	12	0.50				.951 (977-48-27)
'68	13-10-0	.565	202.0	/1		3.87	.275	186	83	2.24	8.29	3.70	9	0.39				— (-54-)
'67	17-8-1	.673	218.0	/1		3.39	.216	189	96	1.97	7.80	3.96	11	0.42				
'66	12-14	.462	214.1	/2		3.99	.256	163	104	1.57	6.85	4.37	10	0.39				
'65	18-17	.514	303.0	/3		3.30	.214	256	148	1.73	7.60	4.40	16	0.46				
'64	16-12-1	.569	246.1	/1		4.24	.241	189	129	1.47	6.91	4.71	8	0.28				
'63	19-11	.633	254.0	/1		3.12	.214	245	102	2.40	8.68	3.61	7	0.23				
'62	11-6	.647	146.0	/1		3.51	.247	121	67	1.81	7.46	4.13	8	0.47				
'61	12-17	.414	260.0	/2		3.74		203	135	1.50	7.03	4.67						
'60	19-7	.731	221.1	/4		2.60	.204	183	106	1.73	7.44	4.31	7	0.27				
'59	17-6	.739	198.0	/2		2.91		154	79	1.95	7.00	3.59						
'58	17-8	.680	215.2	/4		3.42		237	129	1.84	9.89	5.38						
'57	16-10	.615	225.0	/3		2.60		193	117	1.65	7.72	4.68						
'56	10-9	.526	163.7	/1				125			6.87							
'55	7-10	.412	154.3	/2				146	94	1.55	8.51	5.48						
'54	12-13	.480	221.7	/0				107	118	0.91	4.34	4.79						
'53	16-7-1	.688	214.0	/1			.239	135	103	1.31	5.68	4.33						
'52	13-12	.520	223.0	/0				150	107	1.40	6.05	4.32						
'51	11-14	.440		/2														
'50	8-14	.364	192.0	/0				101	119	0.85	4.73	5.58						
'49	20-8	.714		/3														
'48	11-12	.478		/3														

Team records (post-1948) in **bold**

BATTING AVERAGE

1. .334 (718/2147).....	1989
2. .334 (681/2037).....	1997
3. .334 (655/1960).....	1993
4. .332 (338/1018).....	1980
5. .323 (656/2034).....	1994

RUNS PER GAME

1. 9.24 (231/25).....	1958
2. 8.87 (550/62).....	1993
3. 8.24 (511/62).....	1994
4. 7.79 (491/63).....	2004
5. 7.76 (528/68).....	1989

HITS PER GAME

1. 11.35 (681/60).....	1997
2. 10.92 (273/25).....	1958
3. 10.81 (681/63).....	2006
4. 10.79 (734/68).....	2002
5. 10.79 (680/63).....	2001

DOUBLES

1. 141.....	2001
2. 131.....	2000
3. 127.....	1997
4. 125.....	1993, '98, '02

TRIPLES

1. 41.....	1994
2. 36.....	1997
3. 34.....	1995
4. 29.....	1996
5. 26.....	2003

HOME RUNS

1. 73.....	1998
2. 70.....	1999
3. 69.....	2004
4. 66.....	1997
5. 64.....	1993

HOME RUNS PER GAME

1. 1.26 (73/58).....	1998
2. 1.15 (70/61).....	1999
3. 1.10 (66/60).....	1997
4. 1.10 (69/63).....	2004

AT BATS PER HOME RUN

1. 26.64 (1945/73).....	1998
2. 28.71 (2010/70).....	1999
3. 30.53 (1893/62).....	1991
4. 30.63 (1960/64).....	1993

SLUGGING PERCENTAGE

1. .529 (1078/2037).....	1997
2. .519 (1018/1960).....	1993
3. .501 (974/1945).....	1998
4. .489 (996/2037).....	1995
5. .485 (977/2014).....	1996

BASES ON BALLS

(since 1969)	
1. 391.....	1989
2. 389.....	1993
3. 342.....	1992, '94
5. 338.....	1990

TIMES HIT BY PITCH

(since 1978)	
1. 130 (NCAA record).....	2005
2. 126.....	2004
3. 110.....	2006
4. 75.....	1993
5. 74.....	2003

BATTERS' BB-TO-SO RATIO

(since 1969)	
1. 2.36 (196/83).....	1980
2. 1.69 (213/126).....	1982
3. 1.44 (391/272).....	1989
4. 1.28 (142/111).....	1979
5. 1.21 (178/147).....	1981

AT BATS PER STRIKEOUT

(since 1969)	
1. 12.27 (1018/83).....	1980
2. 9.09 (1145/126).....	1982
3. 8.27 (918/111).....	1979
4. 7.89 (2147/272).....	1989
5. 7.86 (2114/269).....	2001

ON-BASE PERCENTAGE

(since 1978)	
1. .457 (1119/2450).....	1993
2. .443 (1147/2590).....	1989
3. .440 (544/1236).....	1980
4. .428 (649/1517).....	1984
5. .422 (1034/2450).....	1994

SACRIFICE FLIES

(since 1975)	
1. 41.....	2002
2. 39.....	2004
3. 38.....	1994
4. 35.....	2000
5. 33.....	2001
33.....	2009

SACRIFICE BUNTS

(since 1975)	
1. 69.....	2008
2. 66.....	2002
3. 65.....	2006
4. 57.....	1989
5. 54.....	2003

TOTAL SACRIFICE FLIES

(since 1975)	
1. 107.....	2002
2. 101.....	2008
3. 93.....	2006
4. 80.....	2003
5. 78.....	2005

STOLEN BASES

1. 127.....	1993
2. 124.....	1994
3. 119.....	1989, '92
5. 117.....	1988, '90

STOLEN BASE PERCENTAGE

(since 1975)	
1. .855 (47-55).....	1987
2. .833 (15-18).....	1975
3. .808 (21-26).....	1980
4. .789 (71-90).....	1982
5. .784 (58-74).....	1985

INNINGS PITCHED

1. 584.1.....	2002
2. 572.0.....	2006
3. 557.1.....	2005
4. 554.2.....	2004
5. 554.0.....	2003

WINS

1. 51.....	2004
2. 50.....	2002
3. 49.....	2001
4. 48.....	1989, '92

REGULAR-SEASON WINS

1. 46.....	2004
2. 45.....	2001
3. 44.....	1990
4. 41.....	1989, '91, '92, '99, '02, '06

REG.-SEASON WIN PCT.

(min. 30 GP)	
1. .827 (45-9-1).....	2001
2. .821 (46-10).....	2004
3. .815 (44-10).....	1990
4. .784 (29-8).....	1980
5. .759 (41-13).....	1992

COMPLETE GAMES

(since 1969)	
1. 25.....	1992
2. 24.....	1984
24.....	1973
4. 23.....	1982
5. 21.....	1975, '93, '01

SHUTOUTS

1. 12.....	1996
12.....	1989
3. 10.....	1992
4. 9.....	1991
5. 8.....	2001

SAVES

(since 1976)	
1. 18.....	2006
18.....	2003
18.....	2002
4. 15.....	2004
15.....	2000
15.....	1999

EARNED RUN AVERAGE

(since 1957)	
1. 2.60 (65/225.0).....	1957
2. 2.60 (64/221.1).....	1960
3. 2.83 (67/213.0).....	1975
4. 2.91 (64/198.0).....	1959
5. 2.95 (70/213.2).....	1969

EARNED RUN AVERAGE

(since 1971)	
1. 2.83 (67/213.0).....	1975
2. 3.00 (158/474.1).....	1990
3. 3.06 (174/512.0).....	1992
4. 3.22 (196/547.2).....	2001
5. 3.25 (185/513.0).....	1994

OPP. BATTING AVERAGE

(since 1957)	
1. .204 (175/859).....	1960
2. .214 (205/959).....	1963
3. .214 (244/1139).....	1965
4. .216 (178/824).....	1967
5. .227 (178/783).....	1975

Team Bests

OPP. BATTING AVERAGE

(since 1971)

1. .227 (178/783).....	1975
2. .239 (466/1952).....	1992
3. .246 (506/2061).....	2001
4. .246 (437/1776).....	1990
5. .248 (520/2101).....	2004

STRIKEOUTS THROWN

1. 504.....	2006
2. 483.....	2002
3. 479.....	2003
4. 478.....	1999
5. 456.....	1998

PITCHERS' SO-BB RATIO

1. 2.95 (504/171).....	2006
2. 2.78 (420/151).....	2001
3. 2.69 (436/162).....	2004
4. 2.49 (454/182).....	2000
5. 2.40 (245/102).....	1963

STRIKEOUTS THROWN PER 9 IP

1. 9.89 (237/215.2).....	1958
2. 8.68 (245/254.0).....	1963
3. 8.51 (146/154.1).....	1955
4. 8.38 (478/513.2).....	1999
5. 8.29 (186/202.0).....	1968

WALKS ALLOWED PER 9 IP

1. 2.48 (151/547.2).....	2001
2. 2.63 (162/554.2).....	2004
3. 2.82 (161/513.0).....	1994
4. 2.90 (165/512.0).....	1992
5. 3.01 (182/545.0).....	2000

FEWEST HR ALLOWED/GAME

1. 0.16 (5/31).....	1975
2. 0.23 (7/30).....	1963
3. 0.26 (15/58).....	1990
4. 0.27 (7/26).....	1960
5. 0.27 (10/37).....	1973

FEWEST WP ALLOWED/GAME

(since 1969)

1. 0.39 (24/62).....	1993
2. 0.45 (15/33).....	1979
3. 0.46 (29/63).....	2004
4. 0.47 (20/43).....	1982
5. 0.48 (19/40).....	1981

FEWEST HBP ALLOWED/GAME

(since 1973)

1. 0.12 (4/33).....	1979
2. 0.14 (5/35).....	1974
3. 0.16 (7/43).....	1982
4. 0.19 (7/37).....	1980
5. 0.19 (9/47).....	1983

FIELDING PERCENTAGE

(since 1982)

1. .973 (2057/2115).....	2008
2. .972 (2422/2491).....	2006
3. .970 (2356/2429).....	2003
4. .967 (2372/2452).....	2004
5. .966 (2119/2046).....	2010

DOUBLE PLAYS

(since 1969)

1. 67.....	2005
2. 66.....	2002
3. 65.....	2008
4. 60.....	1998
5. 59.....	2004

WINNING PERCENTAGE

(min. 20 GP)

1. .952 (20-1).....	1908
2. .913 (21-2).....	1907
3. .864 (19-3).....	1910
4. .826 (19-4).....	1922
5. .810 (51-12).....	2004

SINGLE-SEASON WIN STREAKS

23 games.....	March 26-April 25, 2006
18 games.....	April 7-28, 1991
17 games.....	March 24 – April 14, 2003
17 games.....	April 20 – May 21, 1907
16 games.....	April 11 – May 4, 2002
16 games.....	April 4-25, 2001
16 games.....	April 24 – May 20, 1988

WIN STREAK (TWO SEASONS)

21 games.....	May 31, 1906 – May 21, 1907
---------------	-----------------------------

SCORING STREAKS

Scoring Streaks

231 games.....	2/26/99 – 5/4/02
215 games.....	5/11/02 – 5/3/06
133 games.....	2/24/95 – 3/9/97
121 games.....	4/23/30 – 5/26/37
103 games.....	5/25/07 – 5/17/12

BEST UNDEFEATED STARTS

Best Undeclared Starts

17-0.....	1907
13-0.....	1908
9-0.....	1960
8-0.....	1909, '13
7-0.....	1901, '22, '36

BEST 10-20-30-40 GAME STARTS

10-0.....	1907, '08
19-1.....	1907, '08, '10
26-4.....	2004
34-5-1.....	2001

QUICKEST TO 20-30-40 WINS

Quickest to 20-30-40 Wins

20-1.....	1908
30-5.....	2004
30-5-1.....	2001
40-6-1.....	2001

ONE-LOSS STREAKS

One-Loss Streaks

25-1*.....	March 25 – April 29, 2006
23-1.....	March 26 – April 23, 1998

GAMES OVER .500

Games Over .500

+40 (51-11).....	June 5, 2004
+36 (43-7-1).....	May 5, 2001
+35 (45-10).....	May 17, 1990
+34 (48-14).....	May 25, 1992
+33 (49-16).....	June 10, 2002

* Streak was 27-1-1 from 3/25 to 5/5/06

UNIVERSITY OF NOTRE DAME



History

- The University of Notre Dame du Lac was founded in 1842 by Father Edward Sorin. Adjacent to South Bend, Ind., and nestled next to St. Mary's and Saint Joseph's Lakes, the University was started with \$310 in cash and three log buildings in disrepair.
- Notre Dame would establish many firsts for Catholic institutions of higher learning, including the first Catholic law school, the first Catholic engineering school and the first student residence with private rooms, Sorin Hall.



Academics

- The University is organized into four colleges — Arts and Letters, Science, Engineering and the Mendoza College of Business — the School of Architecture, the Law School, the Graduate School, six major research institutes, more than 40 centers and special programs and the University library system.
- Notre Dame is rated among the nation's top-25 institutions of higher learning in surveys conducted by *U.S. News and World Report*, *Princeton Review*, *Time*, *Kiplinger's* and *Kaplan/Newsweek*.
- The Mendoza College of Business is ranked #1 among the nation's top undergraduate business schools by *Bloomberg BusinessWeek*.
- Notre Dame is among a select group of schools that ranks in the top 30 on the *U.S. News & World Report* survey of the nation's top colleges and in the National Association of Collegiate Directors of Athletics Directors' Cup for overall success in athletics.

Students

- Graduate and undergraduate students at the University come from all 50 states 100 countries worldwide.
- Notre Dame's graduation rate of 95 percent is exceeded by only Harvard and Princeton.
- Notre Dame's 98 percent retention rate between the freshman and sophomore years is among the highest in the country, thanks in large part to the University's unique First Year of Studies Program.
- Notre Dame has one of the highest undergraduate residential concentrations of any national university, with 80 percent of its students living in 29 residence halls.

- The medical school acceptance rate of the University's preprofessional studies graduates is 80 percent, almost twice the national average.
- Notre Dame ranks first among Catholic universities in the number of doctorates earned by its undergraduate alumni — a record compiled over some 85 years.

Service

- Community service is a hallmark of Notre Dame. About 80 percent of Notre Dame students engage in some form of voluntary community service during their years at the University, and at least 10 percent devote a year or more after graduation to service in the United States and around the world.
- The University's Alliance for Catholic Education (ACE) annually sends 180 recent graduates to teach in some 100 understaffed Catholic schools in the southern, southeastern and southwestern United States and in South Bend. A national model, ACE has received the Higher Education Award from the Corporation for National Service for leadership in using national service resources through AmeriCorps.

Alumni

- The University's network of nearly 270 alumni clubs — including 60 international clubs — is the most extensive in higher education.
- With graduates renowned for their loyalty and generosity, Notre Dame annually ranks among the top-five in percentage of alumni who contribute to the University.
- In recent years, Notre Dame alumni have won a Nobel Prize in medicine, a Pulitzer Prize in journalism and an Emmy Award for contributions to television technology.





Matt Grosso
Senior • OF



Matt Scioscia
Senior • C



Greg Sherry
Senior • INF



Herman Petzold
Senior • OF

2011 UNIVERSITY OF NOTRE DAME FIGHTING IRISH BASEBALL

FEBRUARY

18	Fri.	Michigan State! (Dunedin Stadium)	4:00pm
19	Sat.	Purdue! (Al Lang Field)	4:00pm
20	Sun.	Penn State! (Walter Fuller Baseball Complex)	10:00am
25	Fri.	at Seattle University&	4:00pm
26	Sat.	at Seattle University+	2:00pm
27	Sun.	at Seattle University+	12:00pm

MARCH

4	Fri.	Manhattan@	12:00pm
4	Fri.	Winthrop@	4:00pm
5	Sat.	Winthrop@	4:00pm
6	Sun.	Manhattan@	11:00am
12	Sat.	UAB#	11:00am
12	Sat.	Coastal Carolina#	2:30pm
13	Sun.	Kent State#	11:00am
15	Tues.	at Texas - San Antonio\$	6:00pm
17	Thur.	Iowa\$	4:00pm
18	Fri.	Iowa\$	12:00pm
19	Sat.	Gonzaga\$	12:00pm
20	Sun.	Gonzaga\$	11:00am
22	Tues.	OAKLAND	5:35pm
23	Wed.	UIC	5:35pm
25	Fri.	GEORGETOWN *	5:35pm
26	Sat.	GEORGETOWN *	2:05pm
27	Sun.	GEORGETOWN*	1:05pm
29	Tues.	CENTRAL MICHIGAN	5:35pm

APRIL

1	Fri.	at Pittsburgh*	3:00pm
2	Sat.	at Pittsburgh*	1:00pm
3	Sun.	at Pittsburgh*	12:00pm
5	Tues.	at South Bend Silver Hawks^	6:00pm
6	Wed.	WESTERN MICHIGAN	5:35pm
8	Fri.	CONNECTICUT *	5:35pm
9	Sat.	CONNECTICUT *	2:05pm
10	Sun.	CONNECTICUT*	1:05pm
15	Fri.	WEST VIRGINIA * (ESPN)	7:00pm
16	Sat.	WEST VIRGINIA *	2:05pm
17	Sun.	WEST VIRGINIA *	1:05pm
19	Tues.	TOLEDO	5:35pm

APRIL

21	Thur.	at St. John's* (DH)	
23	Sat.	at St. John's*	
27	Wed.	BUTLER	
29	Fri.	SETON HALL*	
30	Sat.	SETON HALL*	

MAY

1	Sun.	SETON HALL*	
3	Tues.	at Michigan	
4	Wed.	MICHIGAN	
7	Sat.	at Rutgers* (DH)	
8	Sun.	at Rutgers *	
13	Fri.	USF*	
14	Sat.	USF*	
15	Sun.	USF*	
17	Tues.	MICHIGAN STATE	
19	Thur.	at Louisville*	
20	Fri.	at Louisville* (CBS College Sports)	
21	Sat.	at Louisville* (CBS College Sports)	
25-28	Sat.	Big East Tournament *	

JUNE

3	Fri.	NCAA Regionals Begin	
10	Fri.	NCAA Super Regionals Begin	
17	Fri.	College World Series Begins	

Home games in BOLD CAPS

* BIG EAST games
! BIG EAST/Big Ten Challenge
& Everett Memorial Stadium (Everett, Wash.)
+ Bannerwood Park (Bellevue, Wash.)
@ Winthrop Invitational (The Winthrop Ballpark/Rock Hill, S.C.)
Caravelle Resort Classic (BB&T Coastal Field/Conway, S.C.)
\$ Irish Baseball Classic (Wolff Stadium/San Antonio, Texas)
^ Coveleski Stadium (South Bend, Ind.)
• Bright House Network Stadium (Clearwater, Fla.)
All times local to the site

12:00pm
12:00pm
5:35pm
5:35pm
2:05pm

11:05am
6:05pm
5:35pm
12:00pm
1:00pm
7:05pm
2:05pm
1:05pm
5:35pm
6:00pm
7:00pm
1:00pm
TBA

TBA
TBA
TBA



Todd Miller
Senior • RHP



Cameron McConnell
Senior • C



David Casey
Senior • 1B



Joe Spizzirri
Senior • LHP



Ty Adams
Senior • OF