

NOTRE DAME

FIGHTING IRISH

2012 NOTRE DAME BASEBALL

TOMMY CHASE
Senior • INF • Captain

WILL HUDGINS
Senior • RHP • Captain

TREY MANCINI
Sophomore • 1B
2011 BIG EAST Rookie of the Year

2012

BASEBALL




ND.com

The Coach Pat Murphy Locker Room

The new home to the University of Notre Dame baseball team, located within Frank Eck Baseball Stadium, was dedicated on Saturday, May 14, 2011, and former Irish baseball coach Pat Murphy was on-hand for the ceremonial event.

- ▶ The renovation project was made possible through the generous gift of **Daniel Murphy**, **David Murphy**, **Bert Bondi** ('67), **Craig Counsell** ('92) and **John Counsell** ('64), as well as other generous supporters of Notre Dame baseball.
- ▶ The project included a redesign of the team space to make it more efficient and improve circulation between the clubhouse, shower, rest room facilities and the dugout. A kitchenette and mudroom were added along with direct access to and from the dugout area.
- ▶ The locker space was completely overhauled with the installation of 36 brand new, 30-inch wood lockers including four specially designed corner lockers for the catchers. Lastly, new flat screen, high definition televisions and state-of-the-art RightView Pro technology was installed.
- ▶ Pat Murphy spent seven seasons (1988-94) as head coach at Notre Dame, where he guided the Irish to a consistent level of success previously unmatched in the history of the program. Building the program from the ground up with the support of only four full scholarships, Murphy guided the Irish to a 318-116-1 (.732) record, including three consecutive trips to the NCAA regional finals in 1992, '93 and '94, a streak matched only by Texas.
- ▶ Murphy built Notre Dame into a perennial top-25 program. Under his guidance, the Irish averaged more than 46 wins per season and rejuvenated the pride in Notre Dame baseball, which ultimately led to the construction of Frank Eck Stadium in the fall of 1993.



INTRODUCTION

Irish Baseball Facilities	2-3
Notre Dame Baseball A-Z	4-19

SEASON PREVIEW

Numerical Roster	22
Alphabetical Roster	23
Season Preview	24-28
Radio / Television Information	29

STUDENT-ATHLETES

Breck Ashdown	32
Tommy Chase	33
Frank DeSico	34-35
Sean Fitzgerald	36-37
Donnie Hissa	38
Will Hudgins	39-40
Joe Hudson	41-42
Eric Jagielo	43-44
Forrest Johnson	45
Trey Mancini	46-47
Charlie Markson	48-49
Adam Norton	50-52
Ricky Palmer	53
Ryan Richter	54-55
Alex Robinson	56-57
Steve Sabatino	58-59
Dan Slania	60-61
Joe Spano	62
Patrick Veerkamp	64
Conor Biggio	65
Ryan Bull	65
Alex Carter	65
Pat Connaughton	66
Kevin DeFilippis	66
Mac Hudgins	66
Scott Kerrigan	67
Blaise Lezynski	67
Jason McMurray	67
Phil Mosey	68
Kyle Rubbinaccio	68
Matt Ternowchek	68
Cristian Torres	68

COACHING STAFF

Head Coach Mik Aoki	70-71
Assistant Coach Joe Hastings	72
Assistant Coach Jesse Woods	73
Assistant Coach Chuck Ristano	74
Support Staff	75

2011 SEASON IN REVIEW

Season In Review	76-79
2011 Overall Statistics	80
2011 BIG EAST Statistics	81
2011 Miscellaneous Statistics	82-83
2011 Superlatives	84
2011 Results	85
BIG EAST Review	86

OPPONENTS

Opponents	87-96
On the Road with the Irish	97

HISTORY & RECORDS

Baseball History	99-103
NCAA History	104-107
2002 College World Series	108-109
All-Americans	110-113
Honors & Awards	114-117
Irish In The MLB Draft	118-124
Current Irish Pro Players	125
Irish In The World Series	126-128
All-Time Roster	129-141
All-Time Numerical Roster	142-143
Won - Lost Record	144-145
All-Time Series Record	146-156
Year-by-Year Results	157-176
Conference History	177
Starting Lineups	178-180
Batting Leaders	181
Pitching Leaders	182
Season Offense	183-184
Season Pitching	185-186
Career Offense	187-188
Career Pitching	189
Bests Since 1995	190
Offensive Game Records	191
Pitching Game Records	192
Eck Stadium Team Records	193
Eck Stadium Individual Records	194
BIG EAST Bests	195
Class Bests	196
Year-by-Year Stats	197-198
Team Bests	199-200

MEDIA INFORMATION

The Notre Dame Media Relations Office is always interested in assisting members of the media in their coverage of the Irish baseball team. Publicity and media information for the Notre Dame baseball team is handled by assistant media relations director Michael Bertsch.

Photographs, feature ideas and results are available to the media. For baseball information and interviews, please contact Bertsch at (574) 631-8642. Requests to interview coaches and student-athletes must be arranged through the SID office and should be made at least 24 hours in advance.

CREDITS

The Notre Dame Baseball Guide was written and edited by Michael Bertsch with editorial assistance from associate media relations director Chris Masters, media relations student assistant Andrew Bartolini and former media relations student assistant Sam Hovland. Graphic design, typography and layout by Cathy Scholz, C Graphics, Granger, Ind. Inside and outside cover design by Cathy Scholz, C Graphics.

Cover photos by Matt Cashore and Marcus Snowden. Interior action photos by Pete LaFleur, Matt Cashore, Heather Gollatz, Robert Gurganus, Kevin Burke, Mike Bennett, Aaron M. Sprecher, Joe Raymond and Marcus Snowden. University photos by Notre Dame Photographics and Mike Bennett. Historical photographs and research provided by Cappy Gagnon.



Irish Baseball Facilities



Notre Dame's 19-year-old Frank Eck Stadium has taken its place alongside some of the finer baseball facilities in the nation.

Upon its opening in 1994, the 2,500-seat stadium became the latest jewel among Notre Dame's ever-expanding athletic facilities. Located on the southeast corner of campus, Eck Stadium has become a favorite with the Irish — as Notre Dame posted a 376-117-2 home mark (for an .762 winning percentage) during the 1994-2011 seasons.

The 2006 season featured a record-setting, season-long turnout at Eck Stadium — with the average of 2,514 fans per game including seven of the eight largest crowds in the stadium's history. A sampling of the teams from the May 7, 2006, edition of Baseball America's top-25 poll showed that Notre Dame's record-setting home attendance average ranked 11th-highest among those elite top-25 teams.

Plans to build the stadium were announced June 7, 1991, thanks to a generous gift to the University by alumnus Frank Eck and his company, Advanced Drainage Systems, Inc., of Columbus, Ohio. Eck was the firm's chairman and chief executive officer. He graduated in 1944 with a degree in chemical engineering and later endowed a collection in that field at Notre Dame's Hesburgh Library.

Eck's contributions to Notre Dame have totaled more than \$35 million. The most recent, a \$21 million gift in 2005, is underwriting the current construction of the Eck Hall of Law, which includes a second building for the Notre Dame Law School and a multi-purpose facility in a neo-Gothic archway that will link the new structure to the existing

building. The gift was the fifth largest in Notre Dame's history, the largest ever to the Law School, and one of the largest in the history of American legal education.

Eck's previous benefactions to Notre Dame endowed a library collection in chemical engineering and underwrote construction of the Eck Tennis Pavilion in 1987 and the Eck Center, which includes the Hammes Notre Dame Bookstore, visitors' center and Alumni Association headquarters, in 1999. He also underwrote a key addition to Eck Stadium in 2000, when an adjoining 9,000-square-foot indoor hitting and pitching facility opened to provide the Notre Dame baseball team with a valuable year-round practice area.

Eck Stadium includes spacious home and visitor locker-room areas, meeting rooms and coaching facilities for each team. The stadium also houses a beautiful press box overlooking home plate and the 2,500-seat grandstand. The stadium is illuminated by a state-of-the-art lighting system, allowing for night play.

Several Stadium renovations and additions have been completed since the end of the 2010 season, with more plans in the works for coming years. Most notably, the Coach Pat Murphy Locker Room.

The renovation project was made possible through the generous gift of Daniel Murphy, David Murphy, Bert Bondi ('67), Craig Counsell ('92) and John Counsell ('64), as well as other generous supporters of Notre Dame baseball.

The locker space was completely overhauled with the installation of 36 brand new, 30-inch wood lockers including four specially designed corner lockers for the catchers. Lastly, new flat screen, high definition televisions and state-of-the-art RightView Pro technology was installed.

At the 1995 Notre Dame alumni game, the University officially named Eck Stadium's playing surface Jake Kline Field, in honor of the program's winningest coach. Kline won 558 games in his 42-year career (1934-75).



Frank Eck





A new era at Frank Eck Stadium began in January of 2000, as a 9,000-square foot **indoor hitting and pitching facility** was completed in time for preseason workouts. The facility – located adjacent to the left field line – includes: wall-to-wall artificial turf floor; three full-length batting tunnels; two regulation clay pitching mounds within the tunnels; a one half-cage with clay home plate area for catchers drills; and an “Iron Mike” pitching machine, with automatic ball feeder and remote control. The 120 x 80 facility includes men’s and women’s restrooms and a classroom for video analysis. The building is outfitted with complete central air conditioning and heating, plus a lighting setup that matches Major League standards. A final addition is six cardiovascular exercise machines—including two stair masters, three stationary bicycles and a treadmill—which allow maximum conditioning opportunities. The Irish combine use of the new indoor facility (for pitching, hitting and catching) with the existing Loftus Center (used primarily for defensive fundamentals and baserunning).

- ▶ Eck Stadium – with its distinctive tree-lined outfield – is the place to be on a warm spring day. It seats 2,500 spectators and has played host to a number of important conference and national matchups during its first 18 seasons.
- ▶ Notre Dame has ranked among the national attendance leaders regularly since 2002 (average attendance of 1,379) – followed by 1,143 in ‘03, 1,762 in ‘04, 1,990 in ‘05, 2,513 in 2006 (Eck Stadium record), 1,958 in ‘07, 1,260 in ‘08, 1,342 in ‘09 and 1,085 in ‘10.
- ▶ Seven of the top eight Eck Stadium crowds all came in the 2006 season vs.: Rutgers (3,507, then 3,221 and 3,275 in that April 21-23 series), Louisville (3,185; May 7), St. John’s (3,052 doubleheader and 3,101 in series finale, on April 13 and 15), and vs. Pittsburgh (3,028; March 31).
- ▶ The stadium record was set in 2007 when 3,927 watched the Irish rout WVU on April 21. Other top crowds have included: 2,900 vs. Arizona State (April 26, 2002); 2,839 vs. Connecticut (May 19, 2007); 2,816 vs. Connecticut (April 26, 2003); 2,714 vs. Louisville (May 6, 2006); 2,631 vs. Connecticut (May 18, 2007) and 2,606 vs. Oakland (May 10, 2005).

Eck Stadium boasts one of the finest press box facilities in the nation. Located directly behind home plate, the press box can be outfitted to comfortably seat 25 staff and media members. The press box provides a panoramic view of Eck Stadium, in addition to the outlying athletics facilities that feature practice sessions and games involving the Irish football, soccer and lacrosse teams. Other amenities within the press box include a restroom and storage area, plus a series of video monitors that provide real-time game stats and updated season stats for each player as the game progresses. One other addition beginning with the 2000 season was an enclosed, near-sound-proof radio booth within the press box.



A brand-new, state of the art amber LED board with full color 48” by 256” LED screen was installed in August of 2011. The board will provide up to three lines of text and can process imported graphics and in-game statistics and display them by a multitude of animated patterns. The board also can display a running clock and serve as a marquee to promote events.

Eck Stadium Record

1994	29-7 (.806)
1995	27-6 (.818)
1996	23-5 (.821)
1997	25-2 (.926)
1998	22-7 (.759)
1999	23-6 (.793)
2000	20-7 (.741)
2001	24-6 (.800)
2002	26-3 (.897)
2003	23-5 (.821)
2004	24-7 (.774)
2005	23-4-1 (.839)
2006	21-4 (.840)
2007	17-10 (.630)
2008	14-6-1 (.690)
2009	16-9 (.640)
2010	8-14 (.364)
2011	11-9 (.550)
Total	376-117-2 (.762)



loftus sports center

Notre Dame baseball players also utilize the indoor facilities of the Loftus Sports Center, located 300 yards north of “The Eck.” Dedicated in 1988, Loftus houses Mayo Field and the Haggart Fitness Complex, which augments weightlifting areas in both the Joyce Center and the Rockne Memorial Building as one of the most comprehensive free-weight lifting and exercise machine facilities in the country. Mayo Field is a 100-yard Prestige Turf field surrounded by a six-lane, one-fifth mile long track. The cutting-edge Prestige Turf field allows for fully simulated infield practice and the facility includes a netting system to handle indoor batting practice.

Notre Dame Baseball "By the Numbers"

3,927	Attendance for the 17-6 rout of West Virginia on April 21, 2007 (the largest crowd in Eck Stadium history)
3,706	All-time varsity baseball games
2,514	Record-setting average attendance at Eck Stadium during 2006 season
2,166	Innings played in center field by Steve Stanley during 1999-2002 seasons (out of a possible 2,191)
1892	First varsity baseball season
103.1	WHME 103.1 FM will broadcast all of the 2012 Notre Dame baseball season
1,032	Combined starts by the 2002 eight-member senior class
895	All-time Notre Dame baseball letterwinners
504	Record-setting strikeout total by the 2006 pitching staff
.444	Craig Cooper's career batting average in BIG EAST games (tops in BIG EAST history)
74	Aaron Heilman's record-setting career strikeout total
425	Dan Peltier's Notre Dame record for career batting average
.406	David Sinnes' Notre Dame strikeout record (pre-Heilman)
315	All-time Notre Dame opponents
303	Steve Stanley's streak of consecutive games started, second in NCAA history
256	Alec Porzell's record total for games played (prior to Stanley)
239	School-record scoring streak (1999-2002)
231	Scoring streak that ended in 2006
215	Notre Dame offense's hit-by-pitch total in 2006 (school record)
130	Heilman's record season strikeout total (1999, 2000)
118	Winning seasons (out of 119)
73	Record-setting home run total by 1997 team
72.3	Team winning percentage in the 1990s

ACADEMIC EXCELLENCE — The Notre Dame baseball squad posted a 2.848 team grade-point average in the 2011 fall semester, led by 14 players at 3.0+ and six at 3.5+, including junior RHP **Patrick Veerkamp**, who scored a perfect 4.0. The Irish registered a perfect score of 100 in the most recent Graduation Success Rate (GSR) figures released by the NCAA (October 2011). Senior RHP **Will Hudgins** (3.952), senior LHP **Steve Sabatino** (3.900) and **Veerkamp** (4.000) all exceeded 3.750 and earned Dean's List. Irish players have earned CoSIDA Academic All-America honors 26 times since 1977, with an unmatched two honorees every year from 2000-03: 2B **Jeff Perconte** (3.76 GPA, economics/government major; Notre Dame Law grad) and LHP **Mike Naumann** (3.92, pre-professional science; three 4.0 semesters; Baylor Medical School) in 2000; Naumann (joining Perconte as elite first-teamer); and OF **Brian Stavisky** in 2001; 3B **Andrew Bushey** (3.43, finance) and Stavisky (3.50, management) in 2002; and 2B **Steve Sollmann** (3.30, marketing) and RHP **J.P. Gagne** (3.40, finance) in 2003. Sollmann then earned first team honors in 2004, capping his career with a 4.0 semester GPA, and SS **Greg Lopez** (3.39, pre-professional/anthropology; UTSA medical school) was a third team honoree in 2006. Shortstop **Brett Lilley** (2007) became the first Notre Dame baseball player to ever earn multiple first-team honors (3.81, accounting, in 2007 and 2008).

Top 2012 candidates include **Hudgins** (3.460, information technology management), senior SS **Tommy Chase** (3.581, psychology), senior LHP **Ryan Richter** (3.442, accounting/computer application) and **Veerkamp** (3.901, pre-professional studies).

ALL-AMERICANS — Notre Dame players have combined for 46 major All-America awards (32 since 2000). RHP **Aaron Heilman** owns 12, twice named third team All-America by *Collegiate Baseball* while earning 1999 honors from the American Baseball Coaches before being honored by *CB*, the *ABCA*, *Baseball America* and the National College Baseball Writers in 2000 and consensus honors in 2001 (also *USA Today*). Third baseman **Brant Ust** was an *ABCA*, *BA* and *NCBWA* third team



ALUMNI — Notre Dame's 895 baseball monogram winners include several in successful administrative careers: recently retired Notre Dame Alumni Association executive director **Chuck Lennon** (C; '60-'61); former Notre Dame assistant V.P. for special events **Jim Gibbons** (P/OF; '52-'53); former U.S. Congressman from Ohio **Ron Mottl** (RHP; '55); former Mid-American Conference commissioner **Rick Chryst** (OF; '81-'83); Xavier associate VP/AD **Mike Bobinski** (P; '78-'79); recent Indiana governor **Joe Kernan** (C; '67-'68); Major League Baseball executive **John Mchale** (1B; '43); and former Notre Dame athletics director **Dick Rosenthal** (1B; '52-'53). Lennon (left) and Kernan are pictured above at Notre Dame's 2002 College World Series ring ceremony.

All-American in 1998 while centerfielder **Steve Stanley** earned 2001 honors from *USA Today* (2nd team) and *BA* (3rd), plus the consensus nod in 2002. Pitchers **Chris Niesel** and **J.P. Gagne** joined 2B **Steve Sollmann** as *NCBWA* third team All-Americans in 2003 (Niesel 2nd team from *CB*, Sollmann from *ABCA*) while 3B **Matt Macri** (2nd team) and closer **Ryan Doherty** (2nd/3rd) picked up multiple 2004 All-America honors. First baseman **Craig Cooper** received 2006 All-America honors from three sources while RHP **Jeff Manship**



ALUMNI AWARDS — Five with ties to the Irish baseball program recently have been recipients of awards from the Notre Dame Alumni Association. Former 1B/OF **Jim Gillis** ('51) received the 2003 Harvey Foster Award (given to athletes, or those in athletic endeavors, for distinguished civic/University activities). A long-time organizer for the Notre Dame Club of Los Angeles, Gillis served two terms on the Monogram Club board and is president and



Capozzi



Durkin

owner of Gillis Broadcasting (he served in the FBI, at the urging of the award's namesake Harvey Foster). Former SS/3B **Harry Durkin** ('53) received the 2003 Richard Rosenthal Award (exemplary activity by Alumni Association board members). The retired trial lawyer was president of the New Jersey and Fort Lauderdale (Fla.) Notre Dame clubs before representing Region 17 on the Alumni Association's Board of Directors (he also was the regional director of Notre Dame Senior Alumni). **Frank Eck** ('44) — benefactor of Notre Dame's baseball stadium and other campus facilities (see pp. 32-33) — received the 2003 Sorin Award (distinguished service to the University). Former Notre Dame pitcher **Angelo Capozzi** ('54) — co-founder of Rotoplast International reconstructive surgery — received the 2001 Dooley Award, recognizing his outstanding service to humankind with medical missions in underdeveloped countries. Most recently, former Notre Dame infielder **Jack Matthews** ('63) was honored with the Corby Award, in recognition of military service.



BEATING NUMBER-1 — Notre Dame has defeated a #1 team five times in the NCAA's, including 10-4 and 3-1 wins at Florida State in the 2002 Super Regionals (pictured) and the College World Series rally over Rice (5-3). The Irish won at #1 Miami in the 1992 Atlantic Regional (6-3) and at #1 Clemson (8-1) in the '94 East Regional, plus two regular-season wins over No. 2 Miami (2-1 at UM in '92, 1-0 at Notre Dame in '99).

was a CB third team All-American. Most recently, **OF A.J. Pollock** earned 2009 third team All-American honors from Ping!Baseball.

ANSON — Brothers **Sturgis** and **Cap Anson** helped popularize baseball at Notre Dame in 1866 (Cap later was one of pro baseball's most dynamic players). Notre Dame began playing off-campus competition in 1888 and the first varsity game was April 21, 1892 (a 6-4 home victory over Michigan).

ATTENDANCE RECORDS — Fans flocked to Eck Stadium throughout the 2006 season as the Irish set Notre Dame baseball records for season overall (60,334) and average (2,514) attendance. Seven of the eight largest attendance numbers in Eck Stadium history — and 12 of the 25 biggest crowds — came through the turnstiles in 2006, including 3,507 for the Friday-night game versus Rutgers on April 21 (second most ever). A stadium record crowd of 9,927 watched Notre Dame rout West Virginia, 17-6, on April 21, 2007.

AVOIDING 0-and-2 — Prior to the pair of losses at the 2006 NCAA Lexington Regional, Notre Dame had played 35 straight postseason tournaments (conference and NCAA) without going 0-and-2. The Irish still have gone 0-2 at a postseason tournament only five times (of 47), including the 1949 NCAA first round (vs. Wake Forest), the 1960 NCAA district playoffs (vs. Minnesota and Ohio State), the 2007 BIG EAST Tournament (vs. Rutgers and Villanova) and the 2008 BIG EAST Tournament (vs. USF and West Virginia). Notre Dame also has avoided 0-2 starts in 38 of the past 45 regular-season tournaments and at one point played 28 straight tourneys (regular-season and postseason) without starting 0-2 (1997-2002).

BACK-TO-BACK BATTING CHAMP — Notre Dame 1B/OF **Craig Cooper** in 2005 joined former Boston College player **Kevin Penwell** (1995, 1996) as the only repeat batting champions in the history of BIG EAST baseball. Cooper led the BIG EAST in conference batting average for the 2004 season (.470) and then was the league's batting champion again in 2005 (.403). He then claimed an unprecedented third BIG EAST batting title in 2006 (.481) and finished as the BIG EAST's all-time leader in career conference batting average (.444; also .345 in 2003).



BRAGGING RIGHTS — Two former Arizona Diamondbacks had a rooting interest in the 2002 NCAA Regional game between Notre Dame and South Alabama, as **Craig Counsell** ('92) was a four-year starter with the Irish while **Luis Gonzalez** starred for the Jaguars. The two made a friendly wager and Gonzalez was forced to wear Notre Dame baseball apparel around New York City during a trip to the Big Apple.

CAPTAIN, MY CAPTAIN — Former OF **John Counsell** ('64) and his son Craig ('92) are the only father-son combination to captain the same team sport at Notre Dame (pictured above).

Brian Dupra ('11) was a two-time captain for the Irish in 2009 and 2010. He was the 15th multi-year captain in the program's 119-year history. Dupra was the 12th since the turn of century (as in 1900 not 2000) and 10th since the late 1970s.

Dupra and 2012 captain **Will Hudgins** have the rare accomplishment of being named a captain as a pitcher and not an everyday position player.

Over the last 33 seasons, Dupra and Hudgins are the ninth and 10th pitchers to earn captain status. The others include Craig Allen ('96), Alex Shilliday ('99), Aaron Heilman ('00, '01), J.P. Gagne ('03), Chris Niesel ('04), Tyler Jones ('05), Tom Thorton ('06) and Cole Johnson ('09). In fact, Dupra and Heilman are the only known two-time captain pitchers in Notre Dame baseball history.

COACHING CONNECTIONS — Two recent Notre Dame assistant coaches — **Brian O'Connor** (University of Virginia) and **Cory Mee** (University of Toledo) — are serving as ninth-year Division I head coaches in the 2012 season while another recent Notre Dame assistant coach, **Terry Rooney**, embarks on his fourth year at Central Florida. Three recent Notre Dame players — **John Corbin** (Bradley), **Javi Sanchez** (LSU) and **Eddie Smith** (Santa Clara) — currently are assistant coaches on the Division I level. **Ryan Connolly** serves as a volunteer assistant at Virginia Tech, while **Ross Brezovsky** is the coordinator of baseball operations at LSU.

Notre Dame Baseball "By the Numbers"

- 51** Record-setting victory total in 2004 season
- 49** Jeff Wagner's career home run record (school record)
- 44** All-time monogram winners' home states
- 40** Notre Dame's most games over .500 (51-11; 2004)
- 36** Games needed by 2001 squad to reach 30 wins (team record)
- 38** Different player home states since 1995
- 35** States played in by the Irish (since 1957)
- 14** Players who posted 3.0-plus GPA in the fall of 2011
- 24** Notre Dame's record streak of games with one loss (23-1) during 1998 and '01 seasons
- 23** Record-setting winning streak in 2006
- 23** College World Series record set by Notre Dame for runs scored in an inning (1957, vs. Colorado State)
- 18** Former Irish players in pro baseball in 2011
- 18** Strikeouts thrown by Aaron Heilman in 10-inning game at West Virginia (April 15, 2000)
- 14** States represented on 2012 roster
- 17** First-round pick with which Notre Dame's Ken Plesha ('65), Brad Lidge ('98) and A.J. Pollock ('09) were drafted
- 16** Streak of consecutive seasons with 40-plus wins (1989-2004)
- 11** Consecutive times on-base by Brian Stavisky during 2002 season
- 7** Notre Dame single-game home run record (1998, 1999)
- 4** Consecutive games in which Paul O'Toole homered to close 1999 season
- 3.22** Team ERA in 2001 (5th in nation)
- 2.942** Baseball team's cumulative GPA following 2011 fall semester
- 2** Teams that won more games than Notre Dame (99) during the 2001 and 2002 seasons
- 1.61** Aaron Heilman's NCAA-best ERA (1998)
- 1** Midseason national ranking for 2001 team... Notre Dame's position on ranking of the nation's top 2002 freshman class

OH, BROTHER! – Senior **Will Hudgins** and his freshman brother, **Mac**, will be the third pair of brothers to suit up together for the Irish in the past four years. **Cole Johnson** and his sophomore brother **Forrest** suited up with one another in 2010-11. **Evan Sharpley** and his brother **Ryan** played together in 2008-09. Junior **Breck Ashdown** is the younger brother of **Brayden** ('10), who earned four mono-grams for Notre Dame. **Ryan Kalita** followed his brother **Tim** ('97-'99), by lettering with Notre Dame baseball in 2002, a feat turned in the previous season by 2B **Steve Sollmann** (his brother **Scott** was the Irish CF in '94-'96).



Will Hudgins



Mac Hudgins



Cole Johnson



Forrest Johnson



Breck Ashdown



Brayden Ashdown




Evan Sharpley



Ryan Sharpley



Ryan Kalita



Tim Kalita



Steve Sollmann



Scott Sollmann



Alfred Bergman



Joseph Bergman

CONFERENCE CALL – Since joining the BIG EAST in 1996, Notre Dame ranks first in the league with a .661 (635-325-5) overall winning percentage, ranks second with a .655 (257-135-2) winning percentage in BIG EAST regular-season games and second with a .646 (289-158-2) winning percentage in combined BIG EAST regular season and tournament games. The Irish also rank second in BIG EAST Tournament winning percentage in the past 16 seasons (.582, 32-23). Louisville has a slight edge those final three categories, but has only competed in the BIG EAST for six years as opposed to Notre Dame's 16. Notre Dame has totaled 94 BIG EAST series wins, 145 series ties and only 38 series losses, heading into 2012. The Irish were swept in only three BIG EAST doubleheaders from 1996-2001 – including 34 straight twin-bills without an opponent sweep – with an overall record of 55 BIG EAST doubleheader sweeps, 36 splits and only 14 opponent sweeps. Notre Dame has played 75 BIG EAST series at Eck Stadium, winning 52 (eight ties). Notre Dame's BIG EAST dominance from 1999-2006 produced a 149-51-2 (.743) conference record.

COUNSELL, CRAIG – Former Notre Dame infielder **Craig Counsell** has provided his share of World Series magic to two different Major League teams, as a member of the 1997 Florida Marlins and 2001 Arizona Diamondbacks teams that won the World Series in their first trips. In both instances, Counsell went from being an unheralded backup to one of the driving forces in the title runs (see pp. 134-135).

CWS RECORD-HOLDER – Former Notre Dame great **Jim Morris** – who watched Notre Dame at the 2002 College World Series – left his mark on that event in 1957, setting the CWS record for bat-



CAMP NOTRE DAME – Notre Dame continues to expand offerings to young baseball players for learning the game in a university setting. Sessions in 2012 include: day camp, ages 6-11 (June 25-28); developmental camp, ages 12-14 (July 9-11); and one prospect camp, ages 15-18 (July 16-18). Notre Dame also offers fall exposure camps for high school juniors and seniors and a winter preseason camp utilizing indoor facilities. For more information, call (574) 631-8788/6366.

ting average (.714, 10-for-14). Morris visited in the summer of 1999 for a formal presentation (pictured) to Notre Dame of a portrait that shows him striking a stance at old Cartier Field (the former home of Notre Dame baseball), with newspaper clippings included in the painting. The painting was donated by artist Catherine Morris Priest, daughter of the former Irish infielder.



Notre Dame's class of 2002 (from left): RHP Matt Buchmeier, DH Matt Bok, 3B Andrew Bushey, DH Ken Meyer, OF Matt Strickroth, C Paul O'Toole, CF Steve Stanley and RHP Drew Duff.

CLASSY CLASSES – Notre Dame's 2002 senior class (above) helped compile a four-year record of 188-67-1 (.736) from 1999-2002, besting the class of '92 (187) for the most wins ever by a Notre Dame class (the '03 seniors then finished 190-67-1/.738 while the '04 seniors were 195-61-1/.761). The 2004 class – led by the winningest four-year starter in the program's history, 2B **Steve Sollmann** – compiled the best four-year winning pct. in the program's past 90 seasons, besting the .758 mark posted by the class of '93 (.758/185-59). The class of '92 was led by pitchers **David Sinnes**, **Chris Michalak** and **Alan Walania**, plus outfielders **Eric Danapilis** and **Edwin Hartwell**.

Here's a rundown of the impressive career stats racked up by the 2002 senior class: 1,283 games played (1,020 starts); a .317 combined batting average (1,170 hits); 601 RBI and 812 runs scored; 68 home runs, 41 triples and 222 doubles; 395 walks and 190 stolen bases; a 17-7 pitching record, 10 saves, 256.1 innings, 205 strikeouts and only 96 walks. Four of the '02 seniors – CF **Steve Stanley**, 3B **Andrew Bushey**, C **Paul O'Toole** and DH **Matt Bok** – went on to play professionally, one of four times since 1965 that a Notre Dame senior class has produced four-plus players who were drafted or signed as free agents (four in '90, five in '93 and '96; see pp. 126-127). The drafting of Stanley, Bushey and O'Toole – the only Notre Dame classmates with 200-plus starts – marked just the third time that three-plus Irish seniors had been picked in the same draft (also 1993 and 2001).

DIRECTORS, ATHLETICS — Several former Irish baseball players have gone on to serve as high-ranking administrators in collegiate athletics. Former all-conference outfielder **Rick Chryst** ('83) was Mid-American Conference commissioner from 1999-2009 after seven years as an Atlantic Coast Conference assistant commissioner in charge of marketing, legal affairs and special events and three years as a Southwest Conference assistant commissioner. Chryst graduated from Notre Dame magna cum laude with an economics degree and received his law degree from Duke.

Former Notre Dame athletics director **Dick Rosenthal** (1987-1995) was an All-America basketball player and a baseball first baseman with the Irish in the early 1950s. Former Notre Dame pitcher **Mike Bobinski** ('79) spent six years as the A.D. at Xavier before being promoted to an associate vice president position in 2004 (he now holds both titles at Xavier). Bobinski previously worked in the athletics departments at Notre Dame and Navy.

DANDY DEBUT — **Chris Niesel** became the first Notre Dame freshman pitcher to post double-digit strikeouts in his debut, with 10 Ks in 5.0 innings versus Southern Illinois at the 2002 UNO Classic (followed by nine Ks vs. Fairfield, yielding 19 Ks and only one walk in his first 12 innings).

DID YOU KNOW? — More than one hundred years ago, **Angus McDonald** was a two year starter at both Quarterback and First Baseman for the Irish, but later earned fame as the President of the Southern Pacific Railroad.

Neither **Cap Anson** nor **Carl Yastrzemski** were at Notre Dame very long, but the former is arguably the most prominent Major League Baseball figure of the 19th Century and the latter was one of the top Hall of Famers of the 20th Century.

All of Notre Dame's seven Heisman Trophy winners were great athletes, but some of them were more versatile than others, including two that also played baseball. **Angelo Bertelli** earned three monograms in football and one each in baseball and hockey. **Johnny Lujack** earned three monograms in football and one each in baseball, basketball, and track and was a star in the NFL as both a defensive back and quarterback.

George Ratterman was one the greatest quarterbacks never to achieve true stardom. He backed

up **Johnny Lujack** at Notre Dame and Otto Graham with the Cleveland Browns. When he was the starter, he had great statistics on his own. In 1945, he accomplished something that Lujack had done the year before, earning monograms in four different sports. They each played football, baseball, and basketball. Lujack ran track and Ratterman golfed.

Norm Barry started in the backfield for Knute Rockne's first three teams (1918-20) while also earning three monograms in baseball and two in track. Rockne's backfields in 1918-22 had some of the most versatile players in Notre Dame history. **Paul Castner**, **Curly Lambeau** and **George Gipp**, as well as **Elmer Layden** (who earned three letters in football as a member of the Four Horsemen and was a three time letter winner in track as a sprinter); **Chet Wynne** (who was also a track star); **Tom Lieb** (an NCAA discus champion); **Gus Desch** (an NCAA hurdling champion); and **Frank Thomas** (baseball player who later became one of the greatest head football coaches at Alabama, with an .812 winning percentage and two National Championships); and **Johnny Mohardt**.

Mohardt is a special case at Notre Dame. He starred in football and baseball and later played in the NFL and MLB in order to pay for his medical degree at Northwestern. He also held a lot of the interhall sprint records at Notre Dame. He was the surgeon at the Mayo Clinic when Knute Rockne and Frank Leahy shared a room while having leg surgery.

Cy Williams is another special case. He received three letters in baseball, two in track, and played one year of football, while earning a degree in architecture. He led the National League in home runs four times.

Rich Sauget played baseball and football at Notre Dame, as did his son, Rich, Jr. Rich, Sr. is one of the most innovative owners in Independent baseball, with the Gateway Grizzlies.


John "Pop" Farley was a four-time letter winner in football; four times in baseball; and once in track, for a total of nine. He later became a CSC Priest and long-time Dorm Rector. He is the only person for whom a dorm is named at Notre Dame who served primarily as a Priest-Rector.

At least 11 other brother combinations are known to have lettered with Notre Dame baseball. Other brother combinations include:

- ▶ **Arthur** (OF, '12) and **Francis Carmody** (2B, '15) of Shreveport, La.
- ▶ **Francis** (LHP, '07-'09, 19-3 record) and **Ray Scanlan** (C, '08-'09) of Syracuse, N.Y.
- ▶ Houston natives **Samuel** (SS, '13) and **Harry Newning** (3B, '13-'14)
- ▶ **Alfred** (SS/OF/P, '14-'15) and **Joseph Bergman** (OF/P, '23) of Peru, Ind.
- ▶ **Roger** (1B, '23-'25) and **Cyril Nolan** ('30) of Davenport, Iowa
- ▶ San Francisco natives **Roy** (OF, '39) and **Ray Pinelli** (SS, '39-'41)
- Detroit natives **John** (1B, '43) and **Tom McHale** ('48, OF)
- South Bend's **Tom** (OF, '64-'65; .238, 2 HR, 12 RBI), **Dan** (OF, '79-'82; .317, 10 HR, 72 RBI) and **Ray Szajko** (IF, '87, .200, 5 RBI)
- Pittsburgh's **Frank** (OF/1B, '66-'68; .277, 2 HR) and **Bill Orga** (OF, '68-'70; .308, 3 HR, 36 RBI) and **Marty** (RHP, '80; 4.11, 4-3) and **Carl Vuono** (1B, '84; .297, 12 HR, 69 RBI)
- New Orleans natives **Jack** (OF, '75; .233, 7 RBI) and **Casey Snyder** (OF, '83-'84; .204, 21 RBI)
- **Mike** (P, '78-'81; 3.86, 19-7, 97 K) and **John Deasey** (IF/OF, '82-'83; .170, 8 RBI) of Edina, Minn.



Ralph "Ray" Pinelli (left) and Ray Pinelli



(from left) Tom, Dan and Ray Szajko



Band Reads program, the D.A.R.E. drugs and alcohol education program, the athletics department's annual Christmas party that provides an assortment of activities and games for young cancer patients, and the Student-Athlete Advisory Council's Shoebox Drive (benefitting a local homeless shelter).

COMMUNITY SERVICE — The Notre Dame athletics department honored one varsity team for community service excellence in 2005-06 and the Irish baseball team was the recipient of that inaugural trophy. The team members combined for nearly 200 hours of community service in the 2005-06 academic year, with activities including: the Buddy Walk to benefit children with Downs Syndrome; adopting a local South Bend-area family, through a Salvation Army program over the Christmas holidays; players donating their time during fall break while assisting in New Orleans with Hurricane Katrina relief efforts; and participation in the South

ND Baseball A-Z

Rupert Mills won nine monograms at Notre Dame (one in football, two in track, and three each in baseball and basketball). He had a short stint in Major League Baseball. Mills was serving as the Undersheriff and likely to win the race as Sheriff of his county in New Jersey when he drowned attempting to save the life of his best friend. During the 1914-15 season, Mills earned four monograms, as did **Alfred "Dutch" Bergman**, making them part of only four to do this at Notre Dame, preceding Lujack and Ratterman.

DOUBLE-DIGIT DINGERS— The 2004 Notre Dame baseball team more than doubled the home run output from 2003 (31 to 68), with four players hitting 10-plus HRs for the first time in Notre Dame history: junior 3B **Matt Macri** (14), sophomore DH **Matt Bransfield** (12), junior 1B **Matt Edwards** (12) and sophomore RF **Craig Cooper** (10).

In 2009, senior SS **Jeremy Barnes** and junior OF **A.J. Pollock** were the first set of Irish teammates to hit 10 or more home runs in one season since 2004. Barnes slugged 15 long balls, while Pollock added 10.

DOUBLE DOMINATION — The slew of offensive records from Notre Dame's 25-1 win over South Alabama in the 2002 NCAs (see "Offensive Explosion") makes that game one of the more unique in NCAA Tournament history — but the game had an added dimension: the strong pitching of freshman **Grant Johnson**. Johnson (pictured above) faced only 30 batters, allowed one hit and one walk (two hit batters) while becoming the 13th pitcher ever to post a no-hitter or 1-hitter in the NCAs. The 1-hitter — coupled with sophomore **Steve Sollmann's** record day (6-for-7, 7 RBI, 6 R) — made the game doubly unique and both earned national player/pitcher of the week honors.

No other team in NCAA Tournament history has produced a no-hitter/1-hitter and a player with six hits (or five-plus runs) in the same game. Johnson hit his first batter and gave up a double before facing one over the minimum the rest of the way. The 97-pitch masterpiece included eight strikeouts, five popups and five groundouts. Sollmann (pictured above) became the first player ever to score six runs in an NCAA Tournament game while tying Notre Dame single-game records for hits (6, tied NCAA record), RBI (7) and runs. His 13 total bases included back-to-back RBI triples (tying the NCAA record for triples) and a three-run home run.

DRAFT PICKS — A total of 59 Notre Dame players have been Major League draft picks since 1995, including a school record six in 2001 and 2008: RHPs **Aaron Heilman** (Mets, 1st) and **Danny Tamayo** (Royals, 10th), SS **Alec Porzel** (Red Sox, 13th), OF **Brian Stavisky** (Cubs, 33rd), C **Paul O'Toole** (Giants, 47th) and OF **Steve Stanley** (Marlins, 50th) all went in 2001, while **Kyle Weiland** (Red Sox, 3rd), **David Phelps** (Yankees, 14th), **Wade Korpi** (Marlins, 20th), **Sam Elam** (Rockies, 23rd), **Brett Graffy** (White Sox, 24th) and **Brett Lilley** (Cardinals, 29th) were selected in 2008.

Weiland, Phelps, Korpi, Elam and Graffy were the most Notre Dame pitchers to ever get chosen in a single MLB draft. The previous high was three in the 2003 MLB draft.



Steve Sollmann (left) and Grant Johnson



Jeremy Barnes (left) and A.J. Pollock



Four Notre Dame position players were drafted in 2002 — led by Stanley (Oakland, 2nd) and Stavisky (Oakland, 6th), plus senior 3B/C **Andrew Bushey** (Colorado, 15th) and O'Toole (Cubs, 21st). Stanley and Stavisky were the first Notre Dame teammates ever drafted in rounds 1-6 and were the highest-drafted outfielders from the same team in the 2002 draft (no previous Irish team had four players drafted in the first 21 rounds).

The program's biggest draft day arrived in 2004, with five picked in the first 14 rounds: the junior trio of RHP **Grant Johnson** (Cubs, 2nd), 3B **Matt Macri** (Rockies, 5th) and RHP **Chris Niesel** (Indians, 9th), plus the highest-drafted pair of seniors in Notre Dame baseball history: 2B **Steve Sollmann** (Brewers, 10th) and C **Javi Sanchez** (Twins, 14th). Johnson and Macri remain the highest-drafted Notre Dame teammates while four picked in the first 10 rounds doubled Notre Dame's previous best.

In 2009, Elam (Yankees, 8th) and **Jeremy Barnes** (Phillies, 11th), along **A.J. Pollock** (Diamondbacks, 1st), gave the Irish three picks in

the draft's first 11 rounds for the first time since 2004 — when Notre Dame had four players chosen in the first 10 rounds.

Notre Dame had five players selected in the 2010 Major League Baseball First-Year Player Draft, including RHP **Brian Dupra** (Tigers, 11th), RHP **Evan Danieli** (Braves, 24th), RHP **Steven Mazur** (Orioles, 33rd), C **Will Harford** (Reds, 45th) and former OF **Golden Tate** (Giants, 50th).

Dupra (Nationals, 7th), RHP **Cole Johnson** (Twins, 44th) and C **Matt Scioscia** (Angels, 45th) were selected in the 2011 draft.

EIGHT(EEN) Ks IS ENOUGH — Former Notre Dame pitcher **Aaron Heilman** tied a BIG EAST record and came just shy of the Irish record with an 18-strikeout effort in a 3-1, 10-inning win at West Virginia on April 15, 2000 (scheduled for 7.0 innings). Spotting his tough slider while delivering a fastball that touched 91 mph in the late innings, Heilman retired 15 straight from the 5th-10th innings and struck out 10 of the final 12 he faced — including seven straight before a single with two outs in the 10th (Kevin Olkowski went down swing-

EA SPORTS NCAA BASEBALL — The Notre Dame baseball program was one of 128 college programs featured in the 2006 initial release of the home video game MVP NCAA Baseball game, produced by the industry leader EA Sports. Notre Dame's Eck Stadium was one of the 19 college ballparks available in the initial release. Inspired by the spirit and emotion of collegiate athletics, MVP NCAA Baseball is the first-ever college baseball game.



Upgraded features included: Rock-and-Fire full-control pitching; ability to build a dynasty with recruiting, stat tracking and equipment upgrades; ability to create your own tournament; single- and two-player pitching mini-games; college fight songs and actual College World Series footage; ability to field strength-specific rosters (even choose your own bat); the option to go online and take on MVP NCAA Baseball players across the nation; and ESPN broadcast integration (radio, news, ticker feeds), plus expert commentary by Mike Patrick.

The upgrades were in addition to the initial release aspects, such as: Load and Fire batting; Road to Omaha game setup; Precision Throw Control; and Creation Zone customization.

ing to end the game). The 18 strikeouts tied the BIG EAST record set by Seton Hall's Jason Grilli (another future big-leaguer). **Frank Carpin** is the only other Irish pitcher to record 18-plus strikeouts in a game, with 19 in a 10-inning win over Indiana during the 1958 season (12-10). Heilman's day included only two walks, with 11 groundball outs and one flyout.

ERA – Notre Dame has finished in the top-25 of the national charts for team earned-run average six times since 1998, owning the nation's best team ERA during portions of 2000 and 2001. The 2000 staff surged atop the national ERA charts in late April (2.72) and finished 16th (3.93). The Irish then returned to the top spot among the 2001 team ERA leaders for three weeks in April, finishing fifth at 3.22 (best at Notre Dame since 1992, third-best since 1975). Notre Dame went on to finish 13th in the 2002 ERA rankings (3.57), 18th in 2003 (3.53), 9th in 2004 (3.43) and 21st in 2006 (3.52), joining Texas and Rice as the only teams ranked among the nation's final top-20 ERA leaders every year from 2000-04. The Irish also finished 12th in the final 1998 team ERA rankings (4.02).

Notre Dame entered the final week of the 2011 regular season with a 2.75 ERA, which ranked 15th in the country at the time.

EXTRA INNINGS – Prior to its heartbreaking 2001 NCAA Tournament loss to Florida International (7-6, 10 inn.), Notre Dame had gone unbeaten in its previous 10 extra-inning games (9-0-1) – including three consecutive extended games at the Fresno State Classic and clutch 11-inning wins at Mississippi State (4-2) and Rutgers (5-4). The Irish quickly rebounded from the FIU loss, winning a

10-inning game later that day vs. UC Santa Barbara (11-10), and went 4-1 in 2002 extra-inning games. Notre Dame heads into the 2012 season with a 52-46-5 mark (.529) all-time in recorded extra-inning games, including a 34-22-4 record (.600) in its past 60 extra-inning games, dating back to the 2000 season.

FAN MAIL – At first, they trickled in ... but there was no stopping hundreds of e-mails, faxes and chatboard posts that came flooding through the information highway in praise of the Notre Dame baseball team and the way it competed at the 2000 NCAA Starkville Regional. A large portion came from rabid Bulldogs fans, who informally had inducted the names of Irish players such as Steve Stanley, Kris Billmaier, Danny Tamayo, Jeff Felker, Matt Nussbaum, Alec Porzel and John Corbin into the storied history of Dudy Noble Field. A common thread in all the e-mails was a desire for the Irish to make a return visit ... and it didn't take long, as Notre Dame opened 2001 at the Mississippi State Classic (with a pair of wins over the Bulldogs).

(ALMOST) FIFTY STATES – The Notre Dame baseball program's list of all-time monogram winners includes players from 44 home states. Pitchers **Brandon Vilorio** (Wailuku, Hawaii) in 2000 and **Cody Wilkins** (Hudson, N.C.) in 2004 became the first players from their respective states ever to monogram with the Irish baseball program. The only states that have yet to produce Notre Dame baseball letterwinners are Alaska, Idaho, Nevada, New Hampshire, South Carolina and Vermont. Notre Dame's rosters since the mid-1990s have featured players from 37 different states (14 on the 2012 roster).

FATHERS AND SONS – Several father-son combinations have played for the Notre Dame baseball team, including 2000 graduate **Matt** (.274 career average, 5 HR, 70 RBI) and outfielder **Dick Nussbaum** ('71-'74; .277, 33 RBI).



Dick Nussbaum



Matt Nussbaum

Others include:

- Catcher Lawrence ('32-'34) and RHP **Kevin O'Neill** ('64; 4.01 ERA, 3-3)
- P/OF **Jim** ('52-'53; 7-7, 65 K, .150, 9 RBI) and catcher **Brian Gibbons** ('84; .222, 3 RBI)
- RF **John** ('62-'64; .290, 6 HR, 44 RBI) and LF **Craig Counsell** ('89-'92; .306, 18 HR, 166 RBI)
- Pitcher **George** ('66-'67; 3.68, 5-3) and C/1B **George Restovich, Jr.** (1B, '94-'96; .327, 22 HR, 155 RBI)
- Catcher **Rich** ('64-'66; .307, 7 HR, 35 RBI) and RHP **Rich Sauget, Jr.** ('94-'96; 3.13 ERA, 9 SV)



Lawrence and Kevin O'Neill



Jim and Brian Gibbons



George, Sr., and George Restovich, Jr.



Rich, Sr., and Rich Sauget, Jr.

40-WIN, 400-K CLUB – Former Notre Dame righthander **Aaron Heilman** ('01) became the 14th Division I player to reach 40 career wins and 400 strikeouts, with the 400th strikeout coming in dramatic fashion as he closed the 2001 regular season with a pair of strikeouts versus Connecticut to land on 400. Heilman was the fourth pitcher to reach both of the milestones since schedule limits were imposed in 1990. His .860 career winning percentage ranks fourth among the first 16 pitchers in the "40-400 club," behind Arizona State's Eddie Bane, Richard Wortham (Texas) and Hawaii's Derek Tatsuno, while Heilman's career ratio of 9.72 Ks per 9.00 inn ranks sixth behind Tatsuno, Bane, Auburn's John Powell, Nebraska's Shane Komine and Greg Swindell (Texas). Heilman, Tatsuno and Bane are the only ones from the elite 16-player group listed below who had a career win percentage of .850-plus and a strikeout ratio above 9.71/9 IP:

Shane Komine (Nebraska, '99-'02)	41-8 (.837)	510 Ks (431.0 IP)	10.65 Ks/9 IP
Kenny Baugh (Rice, '98-'01)	40-8 (.833)	419 Ks (435.2 IP)	8.66 Ks/9 IP
Aaron Heilman (Notre Dame, '98-'01)	43-7 (.860)	425 Ks (393.2 IP)	9.72 Ks/9 IP
Kip Bouknight (South Carolina, '98-'01)	43-10 (.811)	431 Ks (448.0 IP)	8.66 Ks/9 IP
John Powell (Auburn, '90-'94)	43-20 (.683)	602 Ks (477.0 IP)	11.36 Ks/9 IP
Doug Creek (Georgia Tech, '88-'91)	41-19 (.683)	458 Ks (472.0 IP)	8.73 Ks/9 IP
Kirk Dressendorfer (Texas, '88-'90)	45-8 (.849)	462 Ks (429.2 IP)	9.68 Ks/9 IP
Brian Barnes (Clemson, '86-'89)	44-10 (.815)	513 Ks (475.1 IP)	9.71 Ks/9 IP
Greg Swindell (Texas, '84-'86)	43-8 (.843)	501 Ks (440.0 IP)	10.25 Ks/9 IP
Mike Loynd (Florida State, '83-'86)	45-10 (.818)	417 Ks (395.1 IP)	9.49 Ks/9 IP
John Hoover (Fresno State, '81-'84)	44-17 (.721)	411 Ks (494.0 IP)	7.49 Ks/9 IP
Derek Tatsuno (Hawaii, '77-'79)	40-6 (.870)	541 Ks (402.1 IP)	12.10 Ks/9 IP
Richard Wortham (Texas, '73-'76)	50-7 (.877)	481 Ks (456.2 IP)	9.48 Ks/9 IP
Eddie Bane (Arizona State, '71-'73)	40-4 (.909)	505 Ks (379.1 IP)	11.98 Ks/9 IP
Greg Swan (Arizona State, '69-'72)	47-9 (.839)	459 Ks (457.2 IP)	9.03 Ks/9 IP
Rich Troedsen (Santa Clara, '69-'72)	40-12 (.769)	445 Ks (437.0 IP)	9.17 Ks/9 IP



A.J. Pollock (top left), Brad Lidge (middle) and Aaron Heilman (right).

FIRST-ROUNDERS — **A.J. Pollock** was named all-BIG EAST first team for the second straight season in 2009 before being chosen by the Arizona Diamondbacks with the 17th overall selection of the Major League Draft. Pollock is one of 28 Notre Dame players drafted in the first 10 rounds (since 1965), including 22 since 1995. **Brad Lidge** earned the 1998 BIG EAST pitcher-of-the-year award and several weeks later was selected in the draft by the Houston Astros, with the 17th overall pick. **Ken Plesha**, a sophomore catcher in 1965, was Notre Dame's initial first-round pick (17th pick, Chicago White Sox) while RHP **Aaron Heilman** was the 18th overall selection in 2001 (N.Y. Mets).

FIVE-PEAT — Notre Dame was the first team ever to win three straight BIG EAST Tournament titles (2002-2004; also won in 2005, 2006). At the end of 2006, Oral Roberts (nine) was the only team with a longer active streak of conference tourney titles.

FORTY-WIN SEASONS — Notre Dame posted 16 straight seasons with 40-plus wins from 1989-2004, the nation's third-longest streak at the time, behind Florida State and Wichita State (both 27). The streak included a 51-12 season in 2004, 50-18 in 2002, 49 wins in 2001, 48 in 1989 and 1992, 46 in four years (1990, 1993, 1994, 2000), 45 in 1991 and 2003, and 44 in 1995.

.400 HITTERS — Notre Dame players have hit .400-plus 13 times since 1980, most recently **1B Craig Cooper** (.425 in 2006) and **CF Steve Stanley** (.400 in 2001, .439 in 2002). Three other outfielders have posted multiple .400 seasons: **Dan Peltier** (.414 in 1988, .446 in 1989), **Eric Danapilis** (.429 in 1990, .438 in 1993) and **Scott Sollmann** (.402 in 1994, .406 in 1995). Danapilis and **Edwin Hartwell** battled atop the NCAA batting charts in 1993, with Hartwell ultimately claiming the Notre Dame season record that he still holds (.447).



FLAG-RAISING/RING CEREMONY — The 2002 Notre Dame baseball team was honored during a public ceremony at Frank Eck Stadium on Sept. 15, 2002, when the team members and coaches received their College World Series rings (pictured). A CWS flag also was unveiled beyond the rightfield fence and the special event included memorable audio clips from the season, with Hall of Famer Tommy Lasorda serving as a special guest speaker.

FRESHMAN BATTING CHAMPS — **Trey Mancini's** breakout 2011 season saw him become the fifth freshman to ever lead Notre Dame in batting average. He actually led the Irish in all three triple crown categories (.323, 9, 34). Mancini was the first rookie to lead the Notre Dame in hitting since **A.J. Pollock** in 2007. Pollock's .372 mark ranked as the third-best by a Notre Dame freshman and tops since **Scott Sollmann** hit .404 in his 1994 rookie season. Pollock and Mancini each collected third team all-BIG EAST honors. Mancini was named the BIG EAST Rookie of the Year, while Pollock ranked fourth on the BIG EAST batting charts, trailing only a pair of senior outfielders and Rutgers junior shortstop **Todd Frazier** (the 2007 BIG EAST player of the year).

FRESHMAN CLASS, #1 ... AND #4 — Notre Dame's 2002 freshman class was ranked tops in the nation by *Baseball America*. BA also rated Notre Dame's 2004 freshman class — led by pitcher **Jeff Manship** (#3-rated incoming freshman) — as that season's 6th-best class.

The 2008 group of newcomers (13 freshmen and one transfer) was rated by *Collegiate Baseball* magazine as the nation's fourth-best recruiting class. It marked the second-highest ranking ever for a Notre Dame baseball recruiting class, trailing only the newcomers to the 2002 team who were the nation's top-ranked incoming class that season (per *Baseball America*). *Baseball America* recognized the group as the nation's sixth-best recruiting class for the 2008 season.

GAME-ENDING HOME RUNS — Former Irish shortstop **Alec Porzel** ('01) made a name for himself when it came to game-ending home runs. In addition to his 10th-inning blast vs. Pittsburgh (11-8) in 2000, Porzel beat the Panthers with a first-pitch home run to cap the 1999 series with the Panthers (9-8, in the 9th). As a freshman, he ended the longest game in Eck Stadium history with a 15th-inning blast vs. West Virginia (5-3) — and his first career grand slam broke a 7-7 tie in the 8th inning of the 2000 BIG EAST Tournament comeback win over Pittsburgh (15-7).

Porzel's 2000 game-ending HR was one of three on three consecutive weekends, following **Jeff Felker's** first-pitch shot vs. St. John's (9-8) and prior to **Brian Stavisky's** two-run blast vs. Rutgers (4-3). Eleven months later, three players reached on 2-out, 2-strike pitches before **Ken Meyer** launched an 0-2 pitch over the left field fence to beat Central Michigan, 6-4 (Notre Dame assumed the No. 1 national ranking four days later). Four of Notre Dame's 11 game-ending HRs since 1995 came in the above 12-month stretch (April 30, 2000 — April 19, 2001) — with two in 2002, from **Joe Thaman** (vs. Ark.-Little Rock, 7-5) and **Stavisky** on a dramatic two-run blast to cap a College World Series rally vs. Rice (5-3). **Craig Cooper's** 12th-inning shot beat Purdue in a game played at downtown South Bend's Coveleski Stadium (9-7; April 20, 2005).

Eván Sharpley's 10th-inning solo blast gave the Irish a thrilling 11-10 victory over Maine on March 4, 2008.

David Mills' took a 1-1 fast ball from Cincinnati closer Andrew Burkett and deposited it over the left field wall for a walk-off home run that gave the

Irish a thrilling 5-4 victory in the rubber game of the three-game series with the Bearcats on April 25, 2010. Mills' heroics marked the first time an Eck Stadium crowd had been treated to a game-ending home run since nearly four years earlier to the day (April 15, 2006), as **Alex Nettey's** two-run bomb completed a rally that beat St. John's, 7-5, and give Notre Dame its 17th straight victory.

GRADUATION RATE — In addition to their on-field success, the past 17 Notre Dame baseball teams (1995-2011) have combined for a 100-percent graduation rate (107-of-107), among players who completed their eligibility. Twenty-two other players who signed professionally after their junior seasons have returned to complete or near completion of their degree requirements.

Notre Dame baseball compiled a graduation rate of 100 percent, according to the Graduation Success Rate (GSR) measurements developed by the NCAA, for the seventh consecutive year. The Irish are one of five Division I baseball programs to register a perfect score of 100 on each of the seven GSR reports.

Notre Dame and Boston College are the only two programs among the five with seven straight years of perfect scores to compete in a Bowl Championship Series (BCS) conference.

The Irish were one of 18 NCAA Division I baseball programs to record a perfect GSR score in the most recent report and one of four from a BCS conference. Joining Notre Dame with perfect GSR scores from a BCS conference, Stanford, Wake Forest and Boston College.

HARDWOOD TO THE DIAMOND — **Jean Dubuc** was one of the top players on Notre Dame's third varsity basketball team in 1907. He later pitched nine years in Major League Baseball. As a baseball scout, he signed future Detroit Tigers' Hall of Famer Hank Greenberg. In 1909, **Clement Ulatowski** was a starter for the Irish hoops squad. He became a MLB catcher and played in Weeghman Park before it was named Wrigley Field.

Rupert Mills and Dutch Bergman were team stalwarts for basketball from 1912-14. Each reached MLB. In 1914, they became the first two Notre Dame men to earn four varsity monograms in the same academic year. Only two other Irish athletes have earned that distinction, **George Ratterman** and **Johnny Lujack**.

Joe Jachym was a two-time basketball captain in the late 1920s (including the 1927 Helms' Foundation National Championship team). After his Minor League baseball career ended, Jachym became the batting practice pitcher for the Detroit Tigers.

Lancelot Yank Terry came to Notre Dame to play basketball in the early 1930s, but was cut from the squad. He went out for the baseball team as a shortstop and was also cut. Ten years later, he was a pitcher in MLB. Around that same time, **Billy Reed** came to Notre Dame. He left Notre Dame after one year, but played Pro Basketball in the late 1940s and was a second baseman for the Boston Braves in 1952.

Jim Gibbons was a three year starter at guard for Notre Dame (1950-52). He was also a pitcher/outfielder on the diamond. One of his two-sport teammates was **Dick Rosenthal**, who later played in the NBA. A few years after graduation, Gibbons

was the part-time assistant coach for both basketball and baseball. He was the primary recruiter for both teams. Partly because of his own two-sport background and partly because baseball had only two scholarships to divide up to fill their roster, Gibbons looked for basketball players who could also play baseball.

He came up with his best recruit for the class of 1961 ... a guy named **Carl Yastrzemski**. He was a shortstop in baseball but actually thought he was a better basketball player (as a sweet-shooting

guard). Gibbons and "Yaz" remain friends to this day, taking long fishing trips every summer. A half dozen years ago, Yastrzemski made 23 special baseball rings, one for each year he spent in MLB, and gave them to 23 important people in his life. Gibbons received one. He wears it along with his 1960 MLB World Series ring, which he earned as a Minor League Manager in the Pittsburgh Pirates system.

Not long after Yastrzemski, Gibbons brought in a trio of 6-foot-6 basketball players who were also pitchers. Two signed out of high school and bypassed Notre Dame for minor league baseball, but the third player was **Ron Reed**. He was a first round draft pick and played two years with the Detroit Pistons before starting a 19-year career in MLB.

Bob Amzen was a three-year starter, two-year captain and all-american for Notre Dame in basketball. In addition to his five-year career in the ABA and NBA, Amzen spent three seasons as a pitcher in the minor leagues.

HBP ... PQD — Former Irish outfielder **Cody Rizzo** ('06) held the Notre Dame record for times hit-by-pitch in a season (28, in 2003) and the career record of 84. His career total was tied for second in NCAA history at the time of his graduation. Rizzo helped Notre Dame set the team HBP record in 2004 (105; then fifth on the NCAA all-time list) and the Irish then set the NCAA record for HBPs in 2005, with 130 (plus 100 in 2006).

Former Notre Dame shortstop **Brett Lilley** ('07) led the way in 2005 with 30 HBPs, breaking the record of Rizzo (who had 21 HBPs in both 2004 and 2005). Lilley's 109 career HBPs not only puts him atop the all-time Irish list, but also the all-time NCAA list (for more see Lilley Stands Alone).

HEILMAN — **RHP Aaron Heilman** — who made his Major League debut with the New York Mets in 2003 — completed his college career (1998-01) as one of the most accomplished student-athletes in Notre Dame history (see Four-Year All-Americans and 40-400 notes). He led the nation in ERA as a freshman in 1998 (1.61) before serving as one of the top pitchers on the U.S. National Team in the summer of 1999. He was a finalist for several 2001 national player-of-the-year awards while posting four Notre Dame career records (43 wins, 425 strikeouts, 393.2 innings, six double-digit strikeout games) and five season records (15 wins, 118 strikeouts, 12 complete games, 15 consecutive wins, 15-0 start).

Heilman set BIG EAST Conference records for career BIG EAST wins (23-4), strikeouts in BIG EAST play (199), complete games in a BIG EAST season (eight) and career (18) — while tying the record for strikeouts in a BIG EAST game (18, 10-inning win at West Virginia in 2001). His 2.49 career ERA now ranks third in the Notre Dame record book and was the best by an Irish pitcher since the early 1960s.

Heilman also posted the second-best career strikeout-to-walk ratio in the Notre Dame record book (3.66), won 25 of his final 26 decisions, had a 24-3 record and 2.14 ERA in road games, and averaged 33.0 innings per home run allowed. A 54th-round New York Yankees draft pick after his senior year at Logansport (Ind.) High School in 1997, Heilman went on to be the 31st overall pick in the



Notre Dame's 1998 team amassed a school-record 73 home runs, including (from left): junior CF Allen Greene ('97), senior SS J.J. Brock (13), sophomore 3B Brant Ust ('18), junior C Jeff Wagner ('14), freshman LF Alec Porzel ('7) and senior 1B Dan Leatherman ('8).

HOME RUNS — Notre Dame flirted with the team home run record from 1997-99, including a record-setting 66 home runs in 1997. The Irish posted another record in 1998 (73) before surging in 1999 for 70 HRs, with 12 players leaving the yard. Notre Dame totaled 384 home runs from 1997-2003, averaging nearly 45 long balls per season.


Catcher/DH **Jeff Wagner** ('96-'99; 49) and infielder **Brant Ust** ('97-'99; 46) made a run at the Notre Dame single-season home run record (20), set in 1991 by **Frank Jacobs**. Wagner hit 17 homers in 1997 while Ust hit 18 long balls in 1998 and 17 in the 1999 season, as a junior.

Jeremy Barnes and **A.J. Pollock** drilled 15 and 10 home runs, respectively, in 2009. The tandem was the first Irish duo with 10 or more home runs since 2004.

2000 Major league draft (Minnesota Twins compensatory "sandwich pick") and then was selected by the Mets 18th overall in 2001 (after returning to Notre Dame for his senior year).

HELD ACCOUNTABLE — Notre Dame shortstop **Brett Lilley** ('07) completed his undergraduate degree in seven semesters, graduating as an accounting major following the 2007 fall semester. Lilley — who also completed Notre Dame's accelerated one-year master's in accounting program — compiled a 3.95 GPA (19 A grades, two B+ grades) over one three-semester span (despite an advanced load/60 credits) and was named a 2007 first team Academic All-American. He ended the 2007 spring semester with a 3.81 cumulative GPA that included a 3.95 in the 2007 spring semester (21 credits), after posting a 3.91 in the 2006 fall term (21) and a 4.0 in-season GPA for the 2006 spring semester (18). His first six semesters saw Lilley receive 25 As, five A-minuses, four B-plus-es, one B and a B-minus among his 36 classes. He added another first team Academic All-America nod in 2008, as well as the NCAA Post Graduate Scholarship. Lilley spent two years (2008-2009) with the St. Louis Cardinals organization.

INDOOR FACILITY — Notre Dame benefits from practicing at one of the nation's premier indoor college baseball facilities — the hitting and pitching facility adjacent to Eck Stadium. The 2000 addition, donated by alumnus Frank Eck, includes wall-to-wall artificial turf, three full-length batting tunnels, two regulation clay pitching mounds within the tunnels, a clay home plate area for catchers drills and an "Iron Mike" pitching machine (see page 19).



Pat Pesavento

IRON MEN — Notre Dame centerfielder **Steve Stanley** missed only 25 innings during his four seasons and started all 256 games of his career — the second-longest streak of consecutive starts in D-I baseball history (Clemson shortstop Khalil Greene started 272, also from 1999-'02). Stanley bested the Irish record of 204 consecutive starts, set in the late 1980s by shortstop **Pat Pesavento**. Pesavento did not start the 19th game of his first season, the second game of a cross-town doubleheader with Bethel College on April 3, 1986. He then started the final 31 games of 1986, all 44 of '87, each of the 61 games in '88 and all of the marathon 68-game season in 1989. Pesavento's Notre Dame records for career hits (296) and runs (246) were broken by Stanley, with Pesavento now ranking third in stolen bases (94), fourth in walks (143), sixth in at-bats (806) and seventh in batting average (.367). He also played football at Notre Dame in 1984 and '85, as a backup quarterback.

Stanley's impressive streak included playing in 98.86 percent of the innings from 1999-2002 (2,166 of 2,191, all in CF), with a streak of 764.2 consecutive (2,294 outs) spanning 1999 (final 267.2) and 2000 (first 497). He played every inning in 249 of his 256 career games.

Infielder **Brant Ust** ('97-'99) started 179 straight games in his career, good for the third-longest streak in Notre Dame history. Shortstop **Brett Lilley** started all 231 games of his Notre Dame career, but the streak was not consecutive.

IN MEMORY — 4,600 people attended the game at U.S. Cellular Field (home of the Chicago White Sox) on April 16, 2008 between Notre Dame and Northern Illinois with all the ticket proceeds (over \$50,000) benefiting the NIU February 14 Scholarship Fund. The crowd was the largest for an Irish game since June 5, 2005 when 4,851 saw Florida defeat Notre Dame in the 2005 NCAA Gainesville Regional.

JAKE — **Clarence Kline** needed only one name for those in baseball to know the personality involved. "Jake" Kline began his Notre Dame career in 1915 and earned three monograms while hitting .300 each year and captaining the 1917 squad. He still shares the team record with three home runs in a game. Kline returned as freshman baseball coach in 1931, after serving in World War I and in various baseball leagues. In 1934, he became the school's 15th coach ... and the 16th would not be needed for 42 seasons. Jake retired in 1975, after more than 1,000 games and 558 wins. He was voted into the College Baseball Hall of Fame in 1968, and the former Cartier Field was named Jake Kline Field in 1975. Kline was active in many Notre Dame functions until his death in 1989, at age 94. His spirit lives on — as the official title of the surface at Eck Stadium is Jake Kline Field at Eck Stadium.

KANALEY, O'CONNOR & ZORICH — The most prestigious honor awarded to Notre Dame student-athletes is named in memory of a former baseball player (see page 122). The **Byron Kanaley Award** has been presented since 1927 to senior monogram athletes who have been most exemplary as students and leaders. The awards are named in honor of the Weedsport, N.Y., native and 1904 graduate who was an outfielder with the Notre Dame baseball program. Kanaley went on to a successful banking career in Chicago and served as a lay trustee of the University from 1915 until his death in 1960. Fourteen Irish baseball players have received the award, including former Mid-American Conference commissioner **Rick Christ** ('83) and recent honorees **Jeff Perconte** ('01), **Mike Naumann** ('01), **Tom Thornton** ('06) and **Cole Johnson** ('11).

The quality of Notre Dame's 2000 baseball senior class was validated when Perconte received a Kanaley Award and catcher **Matt Nussbaum** received the **Francis Patrick O'Connor Award**, presented to one male and one female student-athlete who embody team spirit, inspiration, caring, courage, honesty and patience. The award is named after a student-athlete (son of Bucky O'Connor, a 1940s guard on the Notre Dame football team) who died in 1973 following his freshman year. **Steve Dollmann** was a rare junior-year recipient of the O'Connor Award (in 2003).

Thornton received the Kanaley Award and also was honored by the athletics department with the **Chris Zorich Award** (in recognition of community service excellence). He joined former women's basketball standout Ruth Riley ('01) as the first Notre Dame student-athletes ever to receive the Kanaley and Zorich awards. The baseball program is one of only three varsity teams (also women's soccer and women's basketball) that have produced Kanaley, O'Connor and Zorich award recipients in the past decade.



KEYNOTE SPEAKERS — Baseball Hall of Famer **Tommy Lasorda** (above left) has developed a special relationship with Notre Dame, providing a rousing speech at the pep rally prior to the 2001 Notre Dame-Tennessee football game before serving as keynote speaker for the baseball team's inaugural "Opening Night Dinner," held Feb. 18, 2002, and moved to the Joyce Center Fieldhouse due to excessive ticket demand (nearly 1,000 attended). Lasorda later visited the Irish at a team breakfast at the 2002 College World Series and returned to campus for a CWS ring ceremony at Eck Stadium, on the day of the 2002 Notre Dame-Michigan football game.

The popular event returned in 2003, with nearly 1,000 fans turning out as Chicago Cubs GM **Jim Hendry** (above middle) served as guest speaker. Bestselling author and avid baseball fan **John Grisham** attracted a crowd in excess of 1,400 for the 2004 event. The blockbuster speakers for the 2005 dinner — seven-time Cy Young Award winner **Roger Clemens** and fellow Houston Astros pitcher **Brad Lidge** (a former standout with the Irish) — helped sell out the Joyce Center Fieldhouse (1,750 seats) in three weeks — with another sellout for the 2006 event featuring then Notre Dame football coach **Charlie Weiss** and former Notre Dame All-America pitcher **Aaron Heilman** (now with the Arizona Diamondbacks). The 2007 dinner — featuring big-league manager **Jim Leyland** and former Notre Dame standout **Craig Counsell** — was another sellout.

The 2008 event, which fell just shy of a fourth consecutive sellout, included MLB commissioner **Bud Selig** (above right) and former Irish shortstop **Greg Lopez**.

The 2009 dinner featured current manager of the Los Angeles Angels of Anaheim **Mike Scioscia** and former Irish hurler and current Chicago Cubs reliever **Jeff Samardzija** ('07).

The 2010 dinner featured former Atlanta Braves pitcher and Irish All-American **Ron Reed**, as well as current Notre Dame head football coach **Brian Kelly**.

LIDGE JOINS SELECT IRISH GROUP — Philadelphia Phillies closer **Brad Lidge** became the sixth Notre Dame baseball player to help their MLB club claim the World Series title. Just as he did all season in 2008, Lidge nailed down Philadelphia's 4-3 victory over the Tampa Bay Rays in Game 5, securing the Phillies' second World Series championship in franchise history. Lidge, 41-for-41 in save chances during the regular season, earned his seventh save in as many tries in the postseason.

Before coming to Philadelphia, Lidge was best remembered for allowing that mammoth homer to St. Louis' Albert Pujols in the 2005 NL championship series. But he was rejuvenated with the Phillies. Lidge was 2-0 with a 1.95 ERA and saved each of his 48 opportunities.

LILLEY STANDS ALONE — Former Notre Dame shortstop **Brett Lilley** ('07) set a NCAA Division I record in the second inning of the 13-8 victory over Manchester College on April 9, 2008 when he was plunked for the 93rd time in his career, breaking the previous all-time NCAA Division I record held by Tony Hurtado of San Francisco (1997-00). Lilley set the record in 203 games, 18 fewer than Hurtado. He had already broken the Notre Dame school record of 84 (now third most in NCAA history) held by **Cody Rizzo** (2003-06) earlier in the season. Lilley would finish his career with 109 career HBPs, surpassing both the NCAA Division II and III records to claim the all-division mark. He was plunked by 81 different pitchers and 45 different teams over his career. Lilley was hit-by-pitch three or more times in a single game on five different occasions, including the Notre Dame single-game school record of four. Lilley came around to score 40 times on the 109 career HBPs.



LILLEY ACADEMIC ALL-AMERICAN AGAIN — **Brett Lilley** ('07) was named an *ESPN The Magazine* first team Academic All-American as selected by the College Sports Information Directors of America for the second straight year in 2008. He was the first Irish baseball player to ever earn first team distinction on multiple occasions. Lilley was the school's 199th all-time Academic All-America selection. His honor marks the 12th time this decade that a Notre Dame baseball player has received Academic All-America recognition. The Irish baseball program has now seen 18 different players combine for 25 Academic All-America awards (since 1977), with Lilley becoming the 10th different Irish baseball player to be a first team Academic All-American. He was the seventh Notre Dame baseball player ever to repeat as an Academic All-American (the other six who have done so include Loughran, Peltier, Binkiewicz, Naumann, Stavisky and Sollmann).





Brad Lidge (above, far left and in action photo at left) celebrates the Astros' no-hitter at Yankee Stadium.



Jeff Manship



Aaron Heilman



Jeff Samardzija

MLB CONNECTIONS – In addition to several current Major League players who honed their craft with the Irish baseball program, a number of Notre Dame graduates have served as top executives in Major League Baseball: Cleveland Indians owner and CEO **Lawrence Dolan** ('54, '56 Notre Dame Law), Indians president **Paul Dolan** ('83), MLB senior VP of operations/former Arizona Diamondbacks GM/VP **Joe Garagiola, Jr.** ('72), Oakland A's president **Mike Crowley** ('85), recently-retired Los Angeles Dodgers VP of External Affairs **Tommy Hawkins** ('59, Notre Dame basketball star), MLB Executive VP of Administration **John McHale** ('71), MLB Director of Special Events **Brian O'Gara** ('89) and former Tampa Bay owner/CEO/VP **Vince Naimoli** ('59).

Former Notre Dame pitcher **Brad Lidge** ranked as one of Major League Baseball's top rookies in his first full season with the Houston Astros and was the winning pitcher in the historic no-hitter versus the New York Yankees on June 11, 2003 – the first no-hitter versus the Yankees since 1958 (6,980 games) and first suffered by the Yankees at home since 1952. Lidge – one of MLB's elite closers (set National League record for strikeouts by a reliever in 2004) and a current member of the Washington Nationals – is one of seven recent Irish pitchers who have gone on to pitch in the big leagues (also **Aaron Heilman** with the N.Y. Mets, Chicago Cubs and Arizona Diamondbacks, **Jeff Samardzija** with the Chicago Cubs, **Jeff Manship** with the Minnesota Twins, **John Axford** with the San Francisco Giants and



Mike Crowley



Larry Dolan



Joe Garagiola, Jr.



Tommy Hawkins



John McHale



Brian O'Gara

Milwaukee Brewers, **Christian Parker** with the Yankees and **Kyle Weiland** with the Boston Red Sox) while two early-1990s Notre Dame players – infielder **Craig Counsell** and LHP **Chris Michalak** – have played for multiple MLB teams (see p. 135).

MAJOR STUDIES – The Notre Dame baseball team's academic achievement is all the more noteworthy when considering some of the challenging majors, notably: 2001 graduate and Academic All-America LHP **Mike Naumann** (science pre-professional), 2002 graduate **Ken Meyer** (civil engineering), 2003 graduate RHP **Brandon Vioria** (electrical engineering degree), 2006 graduate SS **Greg Lopez** (science pre-professional studies and anthropology double major) and 2011 graduate RHP **Cole Johnson** (science pre-professional studies and spanish double major).

Matt Weglarz was enrolled in Notre Dame's prestigious MBA program while serving as a catcher with the Irish in 2007. **Brett Lilley** ('07), who earned his undergraduate degree in accounting in seven semesters, also completed Notre Dame's accelerated one-year master's in accountancy program.

Junior RHP **Patrick Veerkamp** not only carries a 3.901 grade-point average, but does so in science pre-professional studies. In fact, Veerkamp scored a perfect 4.0 GPA during the recently completed fall semester.

MEDIA GUIDE #1 – The 2006 Notre Dame baseball media guide was rated "best in the nation" during annual judging that is coordinated by the National Collegiate Baseball Writers Association (NCBWA) and the College Sports Information Directors of America (CoSIDA). The Irish baseball media guide has been rated among the nation's best since the late 1990s, including second-best in the nation for 1998, third in 1999 and fourth in 2001. The guide has been judged best in District V nine of the past 11 years (second in 2002) and narrowly finished outside the national top-eight from 2002-05.

MR. PRESIDENT – Former Irish centerfielder **Dick Nussbaum** ('74) serves as president of the Notre Dame Alumni Association. He also acts as second vice president for the Notre Dame Monogram Club. Nussbaum led the 1973 Irish baseball team in batting average as a junior (.333) and totaled just four career errors while patrolling centerfield. He is part of one of the most successful father-son combinations in the history of Notre Dame baseball, as his son Matt played a number of positions with the Irish and was a two-year starter, in addition to serving as a senior captain in 2000 before later following in his father's footsteps as a graduate of the Notre Dame Law School ('04).

NAMESAKES – There are two monogram-winning grandfather/grandson combinations in Notre Dame baseball: 3B **Dennis O'Keefe** ('31, captain) and OF **Pat O'Keefe** (lettered '96, '97); and pitchers **RHP Jack and Jess Stewart** ('45) and **Jess Stewart** ('07). Outfielder **Steve Andres** ('06) was a fourth-generation Notre Dame student whose great-grandfather **William Andres** was a Notre Dame catcher from 1916-18.



NATIONAL PLAYERS OF THE WEEK – Notre Dame's **Brian Stavisky** opened 2001 by batting .692 (9-for-13) and reaching base 10 consecutive times at the Mississippi State Classic. He was recognized by *Collegiate Baseball* as national player of the week and was the National Collegiate Baseball Writers' national "hit-

ter of the week." His 10 consecutive times on base included hits in his final two at-bats against New Orleans and a 3-for-3 (two walks) later that day against Mississippi State (plus hits in his first three at-bats against MSU the next day).

Aaron Heilman was named by *Collegiate Baseball* as national pitcher of the week twice in 2000, after 12 strikeouts in a 6-4 win over Georgia on March 5 and 18 strikeouts in a 10-inning, 3-1 victory at West Virginia on April 15.

The 25-1 win over South Alabama in the 2002 NCAA's resulted in 2B **Steve Sollmann** and RHP **Grant Johnson** earning national player and pitcher-of-the-week honors (see Double Domination note).

Catcher **Sean Gaston** earned national player-of-the-week honors after starting his career batting 10-for-12 at the Florida Atlantic Classic (plus a game against Florida Memorial), on Feb. 27-29, 2004.

First baseman/outfielder **Craig Cooper** earned national hitter-of-the-week (NCBWA) honors in the final week of the 2005 regular season, after batting .565 with 13 RBI (13-for-23, eight runs, two home runs, two walks, HBP) in games against Pittsburgh, USC (2) and West Virginia (3). He repeated national player-of-the-week honors in 2006 (from *Collegiate Baseball* and *Rivals*), after batting a combined 10-for-19 with 13 RBI, nine runs scored and four home runs in midweek games versus Toledo and IPFW, plus the weekend series with Rutgers.

MULTI-SPORT ATHLETES – Notre Dame's history includes many multi-sport athletes. One of the best-known baseball/football players is **Johnny Mohardt**, who teamed with **George Gipp** in the backfield on **Knute Rockne's** 1920 national championship team, captained the 1921 baseball squad and played professionally in both sports (his teammates included such legends as **Red Grange** and **Ty Cobb**).



Johnny Mohardt

Future athletic director **Dick Rosenthal** pulled off another double (1951-53), with two baseball letters and All-America basketball honors. Joining him on the diamond and the court was **Jim Gibbons**, who later served his alma mater as an assistant baseball coach and assistant vice-president. Former Washington Redskins safety **Pat Eilers** won a Notre Dame baseball monogram in 1988 while **Frank Jacobs** ('91) – one of the top long-ball hitters in Irish history – started at tight end for the 1988 national championship football team. **Irv Smith**, a starting tight end in 1992, earned baseball letters in 1990 and 1991. Shortstop **Paul Faila**, a third-round California Angels draft pick ('94), was a backup QB on the 1993 football team while **Scott Sollmann** led the 1994 Irish with a .402 batting average and saw football action as a special teams player and reserve wideout (1994-95). Quarterback **Joe Theismann** – a 39th-round draft choice of the Minnesota Twins ('71) – played six baseball games with the Irish in 1970, also playing in various summer leagues.

The two-sport tradition has lived on in recent teams, as **Jeff Samardzija** quickly became one of Notre Dame's top pitchers (5th-round draft pick of the Chicago Cubs in 2006) while emerging as a two-time All-American and record-setting talent at wide receiver with the Irish football team. Samardzija did own a pair of single-season receiving records (receptions and yards), once held all three career receiving marks (receptions, yards and touchdowns) and shared another (single-season receiving touchdowns), but was recently passed by another two-sport star.

In 2009, **Golden Tate** was Notre Dame football's 31st selection in school history to achieve unanimous All-America status, most all-time by any FBS school.

The 2009 Biletnikoff Award winner, Tate equaled or surpassed eight school records this year, including most catches and receiving yards in a season, tied for most touchdown catches in a season, most receiving yards in a career, most 100-yard receiving games in a season and career, most receiving yards per game in a season and tied for most consecutive games with a touchdown reception.

Tate also ranks second in career touchdown receptions and is tied for third in career receptions.


Evan Sharpley and **Eric Maust** also suited

up for the Irish on the gridiron in 2009. Sharpley remains the only Irish player to ever throw multiple touchdown passes (five in 2007) and hit multiple home runs (13 in 2008) in the same academic year.

Pat Connaughton, a freshman RHP, also is a guard on the Irish basketball team. He is the 66th Notre Dame student-athlete to compete in both basketball and baseball and the first to do so since **Tom Hansen** during the 1973-74 academic year.



Golden Tate



NO-HITTERS ... AND NEAR-MISSES – Notre Dame pitchers have posted nine known no-hitters (see p. 200), including two by **Norwood Gibson** in the late 1800s. Recent solo no-hitters have come from **Brian Piotrowicz** (2-0 vs. Ball State; 5/11/88; 7 IP, 24 batters, 4 Ks, 3 BB) and LHP **Don Wolfe** (10-0 vs. Butler; 4/20/75; 7 IP, 12 Ks, 2 BB). The most recent 9-inning no-hitter came in 1949, when **Bob Nemes**, **Dick Smullen** and **Tony Lipton** each had 3.0 IP in a 12-0 win over Pensacola. **Mike Mandjiak** is the most recent to toss a solo 9-inning no-hitter (5-0 vs. University of Chicago, in '38). One of the program's biggest moments nearly happened May 12, 1999, when three pitchers came within one strike of the program's first 9-inning no-hitter in 61 years. A pair of seniors faced 13 batters over the first four innings in that 1-0 win over eventual national champ Miami (UM's first shutout loss in 248 games). **Alex Shillidaj** (above left) kept Miami off-balance with his changeup (4 Ks, 2 BB, caught stealing) before lefty **Chris McKee** (center) took the mound (2 IP, 4 Ks, 1 BB, pickoff to second). All-American **Aaron Heilman** (right) closed with five strong innings



(72 pitches, 7 Ks, 4 groundouts, 3 BB), allowing a 2-out, 1-2 single by Mike Rodriguez in the 9th before striking out future USA teammate Manny Crespo (2-2 slider).

RHP **Chris Niesel** was one out away from no-hitting West Virginia in a 7-inning series opener on May 3, 2003, with the Irish winning that pitchers duel (1-0) while Niesel had nine Ks, one walk and allowed a late bunt single. Fans at Eck Stadium on April 18, 2007, then were treated to a very rare sight – as recent LHP **Sam Elam** and Purdue RHP **Matt Bischoff** combined to allow no hits through the first 7-plus innings. Elam (6 BB, all in first 6 IP) allowed his only hit (9 IP) with two outs in the 8th while Bischoff's perfect game ended on a leadoff single from **Jeremy Bames** in the 9th (the Irish won, 1-0 in the 10th). Elam was the first Irish pitcher with a 1-hit, 9-inning stint since the record-setting 25-1 win over South Alabama in the 2002 NCAA Regional at Eck Stadium. RHP **Grant Johnson** faced only 30 batters that day and became the 13th pitcher ever to toss a no-hitter or 1-hitter in the NCAAAs (8 Ks, 1 BB, 2 hit batters).

NCAA STAT CHAMPIONS – Seven Notre Dame players have ranked first in an official NCAA season stat: **Shaun Fitzmaurice** (0.34 triples/gm, 1964), **Dan Peltier** (32 doubles, 1989), **Scott Sollmann** (11 triples, 1995), **Aaron Heilman** (1.61 ERA, 1998; also 6th in 2001, at 1.74), **Steve Stanley** ("hardest to strike out" in 2002; 24.64 ABs per K; 271/11), **Craig Cooper** (79 runs, in 2006) and **Brett Lilley** (31 HBP, 0.56 per game).

NINETIES – Notre Dame posted the seventh-highest winning percentage among D-I baseball teams in the 1990s (.724, 440-168), behind Wichita State, Miami, Clemson, Florida State, LSU and Delaware. The Irish will enter 2012 having won 69.4% of their games from 1990-2011 (881-388-4).

NUMBER ONE – The 2001 Notre Dame baseball team claimed the first No. 1 ranking in program history, in the April 23 *Collegiate Baseball* poll (also No. 1 in the *Collegiate Baseball* and *Baseball America* polls the following week). An unprecedented four Notre Dame teams were No. 1 in 2000-01 (also women's soccer, men's fencing and women's basketball).

OFFENSIVE MACHINE – Notre Dame has registered many noteworthy pitching accomplishments over the years but the Irish offense took their place in the sun during a 16-day stretch in 2002 – winning 23-1 win over Detroit (7 inn.) and 25-1 over top seed South Alabama in the NCAA Regionals (both at Eck Stadium). It marked the only time in

the program's 119-year history that a team had posted multiple wins by 20-plus runs while it had been 101 years since an Notre Dame team had topped 23 runs more than once (the 1901 team had games with 23 and 25 runs).

The Detroit game featured Notre Dame's 10 first-inning runs, with senior 3B **Andrew Bushey** collecting five of his record-tying seven RBI in the inning. Junior LF **Brian Stavisky** (5-for-5, five runs) joined Bushey (4-for-6) in leading a 28-hit attack (plus six BB). That game was overshadowed in the win over South Alabama. **Steve Sollmann** (see "Double Domination") set or tied several NCAA and Notre Dame records (6-for-7, seven RBI, six runs, home run, two 3B) and the team-record 32 hits were shy of the NCAA Tournament record – with Notre Dame's 59 total bases (five HR, three 3B, six 2B) blowing away the NCAA record (51). The Irish started that game batting 13-for-18, with top performers including C **Paul O'Toole** (5-for-5; second time Notre Dame teammates five-plus hits in a game, first since 1903), CF **Steve Stanley** (4-for-5, 4 R), four with three hits and reserve **Brent Weiss** (repeated his grand slam from Detroit game). The 25 runs ranked sixth in Notre Dame history (most since 1982) while the 24-run margin has been bested only once in the program's 3,706 all-time games. The Irish equaled the output of 25 runs and scoring margin of 24 runs in a 25-1 rout of Georgetown on March 20, 2008.

OHIO – Several Ohio natives have played key roles for Notre Dame baseball, with the 2002

College World Series team featuring five starters from Ohio, led by four seniors – DH **Matt Bok** (Akron), 3B/C **Andrew Bushey** (Boardman, near Youngstown), C/3B **Paul O'Toole** (Cleveland suburb of Lakewood) and CF **Steve Stanley** (Upper Arlington, near Columbus) – plus sophomore 2B **Steve Sollmann** (Cincinnati). Another Upper Arlington native, recent SS **Greg Lopez**, joined the Irish in 2003 (as did former SS **Brett Lilley**, a North Canton product, in 2004). The 2011 roster featured three Buckeye State natives in senior RHP **Cole Johnson**, his younger brother C **Forest Johnson** and sophomore 2B **Frank DeSico**.

Notre Dame has had 64 all-time monogram winners from the state of Ohio, which ranks fourth-most in school history. Illinois (149), New York (84) and Indiana (83) are only states with more all-time monogram winners than Ohio.

OPPONENTS – Notre Dame has faced 305 opponents entering its 119th year of varsity baseball. Recent first-time opponents include: James Madison, Florida International, Missouri and Oakland (1999); North Florida and Akron (2000); Florida Atlantic, New Mexico, Pacific, Sam Houston, South Florida, UC Santa Barbara (2001); Fairfield, Sacred Heart, Arkansas-Little Rock, Rochester and Rice (2002); Newman, Jacksonville and IPFW (2003); San Diego State, Florida Memorial, Texas Tech, Winthrop and UC Irvine (2004); Florida A&M and South Dakota State (2005); the College of Charleston (2006); Prairie View A&M, UNC Wilmington, Coastal Carolina, New York Tech, Florida Gulf Coast, Webber International and Franklin (2007); Liberty, Albany, Lehigh, Texas A&M-Corpus Christi, Buffalo and Mississippi Valley State (2008); Gonzaga and Grambling (2009); Manhattan, Seattle and UAB (2011). Three first-time foes are on the 2012 slate: Hofstra, Houston Baptist and Kansas. After those games, the program will have faced 195 of 283 current D-I teams (69%). Notre Dame's most common opponents: Northwestern (131 games), Western Michigan (130), Michigan State (130), Michigan (127), Wisconsin (119) and Purdue (120). Noteworthy teams that Notre Dame has yet to face (pre-2012): Oklahoma State, Maryland, VCU, East Carolina, Southern Mississippi and UNLV.

PELTIER – Notre Dame outfielder **Dan Peltier** (1987-1989) was an academic and athletic All-American, with his .406 career batting average still ranking first in the program's history (he ranks second with 60 doubles and 202 RBI). Peltier played in the Major Leagues with the Texas Rangers and San Francisco Giants.

PLAYERS OF THE YEAR – Notre Dame players have been named conference player or pitcher of the year 12 times (since 1983). Third baseman **Brant Ust** and RHP **Brad Lidge** were the fourth set of teammates to win the BIG EAST's top awards in the same season (1998), with RHP **Aaron Heilman** and CF **Steve Stanley** (2001) becoming the sixth pair to earn the top BIG EAST honors – followed by RHP **Jeff Manship** and 1B **Craig Cooper** in 2006. Heilman also earned the top pitcher honor in 2000 (as did **Chris Niesel** in 2003), with Stanley becoming the BIG EAST's first repeat player of the year (2002). Ust was the third sophomore named BIG EAST player of the year, joining former Seton Hall great Mo Vaughn and UConn's Jason



OMAHA – Notre Dame's historic 2002 baseball season saw the Irish return to Omaha, Neb., for the College World Series – the program's first CWS appearance since 1957. The Irish were a fan favorite and helped attract record-setting crowds to Rosenblatt Stadium, with a stunning 5-3 comeback victory over Rice sandwiched around a pair of narrow defeats to Stanford (4-3, 5-3).

Grabowski. Three others were player of the year in the Midwestern Collegiate Conference (no pitcher award): CF **Dan Peltier** (1989), CF **Eric Danapilis** (1993) and LHP **Tom Price** (1994).

PHENOMS – Notre Dame has produced five BIG EAST rookies of the year: DH **Jeff Wagner** (1996), infielder **Brant Ust** (1997), 2B **Steve Sollmann** (2001), 3B **Brett Lilley** (2005) and 1B **Trey Mancini** (2011). Wagner set the Irish freshman home run record (10) only to see Ust hit 11 in 1997. Ust was the first freshman middle infielder ever named first team all-BIG EAST and was a consensus Freshman All-American. Sollmann made an impressive transition from the outfield and earned first team all-BIG EAST (as did Wagner and Ust) before being a consensus Freshman All-American – while Lilley was third team all-BIG EAST and a Freshman All-American. RHP **Aaron Heilman** was second team all-conference, a consensus Freshman All-American and one of three players named by *Collegiate Baseball* as 1998 co-national freshman of the year. CF **Steve Stanley** was second team all-BIG EAST in 1999 (only freshman honored) and his classmate, catcher **Paul O'Toole**, became the seventh Notre Dame player to earn first team Freshman All-America honors in the 1990s. RF **Brian Stavisky** was the only freshman position player to earn all-BIG EAST in 2000 (2nd team) before being named a consensus Freshman All-American (his 14 HRs ranked 4th in the nation among freshmen), an honor later earned by RHPs **Grant Johnson**



Jeff Samardzija

(2002), **Jeff Samardzija** (2004), **Kyle Weiland** (2006) and Mancini (2011).

Mancini became the fifth freshman to ever lead Notre Dame in batting average. He actually led the Irish in all three triple crown categories (.323, 9, 34). Mancini was the first rookie to lead the Notre Dame in hitting since A.J. Pollock in 2007. He was the first Irish rookie and eighth player in program history to win the team triple crown.

PRIMETIME PLAYERS – Several Notre Dame players have cranked up their production in the NCAA Regionals, including OF **Kris Billmaier** ('03) and 2B **Steve Sollmann** ('04). Billmaier owned only a .271 career batting average in regular-season games but was a clutch performer in the NCAA's, batting .448 (39-for-87) in 19 games of the 2000-03 NCAA Regionals, the 2002 Super Regional at Florida State and the 2002 College World Series (his career NCAA stats include 20 RBI, nine runs scored, eight doubles, a triple, nine walks). Sollmann hit .360 over his career, including .462 in 22 NCAA games (43-for-93, 18 RBI, 23 runs scored, one home run, three 3B, two 2B, eight BB, nine SB). Dating back to 1989 (when Notre Dame made its first NCAA appearance since 1970), Sollmann and Billmaier rank second and fourth on the Irish list for career NCAA Tournament batting average (min. 20 at-bats), with infielder **Matt Haas** sparking for a .514 batting average in the 1992-94 Regionals (19-for-37, 15 RBI, six runs scored, one home run, 2B, three BB).



Kris Billmaier

PRO PARKS

Notre Dame has played at several pro parks, including two college games and the 2001 exhibition vs. the Tampa Bay Devil Rays at their spring training site, Florida Power Park (pictured), plus 2002, 2004, and 2005 games in Texas at both Dell Diamond (home of triple-A Astros affiliate Round Rock Express) and Wolff Stadium (double-A San Antonio Missions), plus 2006-10 games at Wolff and the 2008 Whataburger Classic at Whataburger Field (home of the double-A Corpus Christi Hooks, also an Astros affiliate). The Irish also played Dayton in 2005 at HoHoKam Park (Chicago Cubs spring-training; Mesa, Ariz.) while the 2006-13



Former Notre Dame first baseman Joe Thaman visits with Vinny Castilla at the 2001 exhibition vs. the Devil Rays.

BIG EAST Championships have been or will be held in Clearwater, Fla., at Bright House Networks Field (spring training for the Philadelphia Phillies) and the 2007 BIG EAST Championship was in Brooklyn, N.Y., at Keyspan Park (home to the Brooklyn Cyclones, Mets single-A). Notre Dame played at another elite minor-league facility in 2007 (Coastal Federal Field; Baseball at the Beach tournament in Myrtle Beach, S.C.).

Previous Irish teams have played at four MLB parks, including the Kingdome (1995 and 1996), Three Rivers Stadium (1998), Metrodome (2000, 2003 and 2006) and U.S. Cellular Field (2008 and 2009). The Irish also have played BIG EAST Tournament games at minor-league Dodd Stadium (Norwich, Conn.), Waterfront Stadium (Trenton, N.J.) and Commerce Bank Ballpark (Bridgewater, N.J.) while Notre Dame and Michigan annually played at Old Kent Park (now 5th/3rd Bank Ballpark), near Grand Rapids from 1995-2008. The Irish also played at the 1998 ACC Blast in Orlando (Atlanta Braves' spring training; Disney Sports Complex).



REGIONAL FINALS — Notre Dame advanced to the NCAA regional final round every year from 2000-05. Only six others (Texas, Miami, Rice, South Carolina, Stanford and LSU) can make that claim.

REUNION — Notre Dame's 1957 College World Series team (pictured above) held its first-ever reunion in the fall of 2001 — on campus the weekend of the Notre Dame-Michigan State football game. For many, it marked the first time they had seen one another since the 1957 CWS. The reunion proved to be a good omen for the Irish baseball program, which eight months later made its first return to Omaha since that 1957 season. The reunion coincided with Notre Dame's alumni game and the 1957 players had a chance to socialize with the 2002 squad at an informal dinner. Key players from the 1957 team were selected for a video interview session that documented the historic season. All starting position players were on hand, aside from deceased outfielder Gene Duffy.

ROAD WARRIORS — Despite the sweep by USF to end the 2008 regular season, Notre Dame finished the regular season 11-5 on the road. The Irish won just four games on the road in all of 2007 (4-11). Notre Dame not only registered a seven-game road winning streak in 2008, its longest since the 2006, but the winning streak actually opened BIG EAST action. The Irish had never opened 7-0 on the road in conference play. In fact, Notre Dame had won seven straight BIG EAST road games just once before in school history (2006).

Notre Dame won 10 BIG EAST road games in 2008. The Irish fell one victory shy of breaking the single-season record for most BIG EAST victories in

school history. The Irish won 10 league games in both 1999 and 2002.

SCORING STREAKS — Notre Dame saw its team-record scoring streak end May 15, 2002 (11-0 vs. Rutgers) and made a run at breaking that record with a 215-game scoring streak from 2002-06 (ended in an 8-0 loss to Minnesota, at the Metrodome). The Irish scored in the final 57 games of 1999, every game of 2000 (64) and 2001 (63), and in the first 46 of 2002 — for a 230-game scoring streak that stretched back to a 12-0 loss at Florida International (Feb. 21, 1999). The recent streak included the final 21 games in 2002 and 63 games



REGIONALS — Notre Dame's Eck Stadium was the site of NCAA Regional action in 1999, 2001, '02 and '04 (only Florida State, LSU, Stanford and Miami hosted more Regionals in that six-year span). Cal State Fullerton advanced from the '99 Regional, which included the Irish, Creighton and Michigan. The event was well received by the community, with a near-record crowd of more than 2,100 for the opener versus Creighton (pictured). Notre Dame previously had played host to NCAA baseball action in 1949 and '59 (when opening games were comprised of geographically-based playoffs). Eck Stadium welcomed UC Santa Barbara, Florida International and Wisconsin-Milwaukee to tangle with Notre Dame in the 2001 Regional, with the Irish then winning the 2002 Regional that featured South Alabama, Ohio State and Kent State — while the 2004 participants included UC Irvine, Kent State and eventual College World Series entrant Arizona.

each year from 2003-05 (plus five games in 2006), yielding runs in 445 of 446 games prior to the shutout loss versus Minnesota. The previous record, a 132-game scoring streak, began with the first game of the Paul Mainieri era, a 10-6 loss to Texas at the Anaheim Classic, on Feb. 24, 1995 (the Irish were shut out by Auburn, 8-0, in the 1994 NAAs at



ROSENBLATT — Former Irish head coach (95-06) and current LSU skipper Paul Mainieri and former Notre Dame assistant coach (95-'03) and current Virginia headman Brian O'Connor faced off against one another in Omaha.

In addition to both Mainieri and O'Connor, each had Irish connections on their staff. David Grewe, LSU's associate head coach, was an assistant at Notre Dame from '03-'05. Plus, Javi Sanchez, LSU's hitting coach, played for the Irish ('02-'04). Ross Brezovsky, LSU's coordinator of baseball operations, also played at Notre Dame from '05-'08.

Eddie Smith was a volunteer assistant under O'Connor at Virginia and he played two seasons for the Irish and graduated in '06.

Each of the last three Notre Dame head coaches were in Omaha that week. Mainieri, Pat Murphy and Larry Gallo were all present. Murphy coached the Irish from '88-'94 before going to Arizona State. Gallo coached at Notre Dame from '81-'87. Gallo is now an associate AD at North Carolina and oversees baseball.

Mike Rooney, Director of Special Projects and External Affairs at Arizona State is also a Notre Dame grad. Rooney was an assistant under Murphy from '98-'04 at ASU. He played four years under Murphy at Notre Dame and graduated in '92.

In all, a total of nine players, coaches and administrators with Irish ties competed in the 2009 CWS. (pictured above)



SUMMER STARS – **A.J. Pollock** was named Cape Cod League **Pat Sorenti** Most Valuable Player in 2008. He joins a list that includes current MLB players **Evan Longoria**, **Mike Fontenot**, **Carlos Pena**, **Darin Erstad** and **Jason Varitek**. Pollock was just the second Notre Dame (and BIG EAST for that matter) player to ever capture Cape Cod League MVP. **Dick Licini** ('68) captured the award in 1968 as a first baseman for the Bourne Braves.

Pollock finished the regular season on the Cape leading the league in hits (61), doubles (15) and slugging percentage (.556). He ranked second in batting average at .377 – a clip that remained above .300 all season long – as well as second in extra-base hits with 20. Pollock also ranked third in on-base percentage (.455) and runs scored (35). He smacked four home runs, drove in 25 RBI and stole 11 bases. Pollock started in center field as a West Division All-Star, going 2-for-3 at the plate, including a solo home run. He proved to be the perfect leadoff hitter for Falmouth, relying on his ability to make contact and put the ball in play, striking out only 24 times in 162 at-bats.

Three Notre Dame players made big names for themselves in the 2000 Cape Cod League, the nation's premier wood-bat summer league. (pictured, from left) Centerfielder **Steve Stanley**, outfielder **Brian Stavisky** and catcher **Paul**



O'Toole were starters for the 2000 CCL all-star game (only Georgia Tech, with three, could match the Irish). Stanley led the league with .329 batting (2nd with 31 runs scored, 20 stolen bases) as leadoff man for the Brewster Whitecaps, alongside O'Toole (5th in the league with four home runs). Stavisky, the all-star MVP, was second in the CCL batting race (.324; 4th with 26 RBI, plus three home runs) and saw his Hyannis Mets fall to Brewster in the title game, 6-2.

Stavisky was an all-star with Hyannis in 2001, as was Irish second baseman **Steve Sollmann** with the Yarmouth-Dennis Red Sox, while Stanley was a 2001 summer All-American with the Great Lakes League's Delaware (Ohio) Cows. Several Notre Dame players led the Hays (Kan.) Larks to the title game of the 2000 and 2001 National Baseball Congress World Series in Wichita: 3B **Andrew Bushey** and RHPs **Matt Buchmeier** and **Drew Duff** (in 2000), and then RHP **J.P. Gagne** and 1B **Joe Thaman** (in 2001). Gagne returned to the NBC World Series in 2002, as a starter with the Alaska Goldpanners team that won the national title (2.98 ERA, 34 strikeouts, 13 walks, 46 hits allowed in 9 games/7 starts and 51.1 IP).

Four freshmen on Notre Dame's 2002 squad were invited to pitch in the CCL during the summer of '02 (**Grant Johnson** was slated to pitch for Brewster but was named to Team USA). **John Axford** pitched for Hyannis and Chris Niesel (3.42, 3-1, 25 strikeouts, seven walks, 18 hits allowed in 23.2 IP) with the



Falmouth Commodores. Several were top performers in the summer of '03: 3B **Matt Macri** (2nd in CCL with seven home runs; Brewster), Niesel (5th in CCL with seven saves; Falmouth), OF **Craig Cooper** (.337, 38 RBI, five home runs, 24 stolen bases; Hays), closer **Ryan Doherty** (0.46, three saves, 28 strikeouts, 19.2 IP; Delaware) and DH **Matt Bransfield** (.381, 12 home runs, 36 RBI; Colorado Sox), who later was a 2005 Alaska League all-star with the Mat-Su Miners (catcher **Sean Gaston** was a 2005 and 2006 CCL all-star with the Cotuit Kettlers).

Sam Elam was named the 2007 Jayhawk League's pitcher of the year (2.77, 7-0, 77 strikeouts) after leading Hays back to the NBC World Series. **Steven Mazur** captured the same award in 2008 (0.99, 5-0, 69 strikeouts).

Trey Mancini (.296, 30 runs scored, nine doubles, two triples, seven home runs, 34 RBI) of the Holyoke Blue Sox was named the 2011 New England Collegiate Baseball League Rookie of the Year. Mancini, who earned second-team all-NECBL, started for the Western Division in the 2011 NECBL All-Star Game. **Eric Jagielo** (.313, 26 runs scored, seven doubles, one triple, three home runs, 28 RBI) was also named second-team all-NECBL. Mancini, Jagielo and Joe Hudson (each pictured) all participated in the NECBL vs. Team USA exhibition game at Fenway Park in 2011.

Clemson). That streak ended versus Texas Pan-American (2-0) in a 7-inning game on March 10, 1997 (in San Antonio). Notre Dame scored in 98% of its games (899 of 918) from 1995-2009. Other previous long scoring streaks were 121 (April 23, 1930-May 26, 1937) and 103 games (May 25, 1907-May 17, 1912).

SHUTOUTS IN THE NCAs – **Chuck Symeon** and **Danny Tamayo's** careers at Notre Dame are separated by more than 40 seasons, yet they are the only members of an exclusive club – by virtue of tossing shutouts in NCAA Championship play (two of just three shutouts ever posted by Notre Dame in 68 all-time NCAA games). Symeon's win capped his string of 14 shutout innings at the 1957 College World Series, as he opened the Colorado State game with four no-hit innings (the Irish won 23-2) before returning the next day (June 10) to eliminate favorite Texas, 9-0. The junior paced himself by holding back his patented fastball while scattering five singles and five walks, with seven strikeouts, three double plays and a pickoff. Tamayo's shutout came at the 2000 Starkville Regional, with the Irish facing elimination in front of a raucous crowd of 10,000-plus rooting mostly for home-standing Mississippi State. Tamayo – who had completed a successful return from "Tommy John" reconstructive surgery but had pitched sparingly in 2000 – shackled the potent Bulldogs with his tough changeup. His 105-pitch gem marked the first time since 1983 that Mississippi State was blanked in an NCAA regional (ending a 59-game regional scoring streak). Tamayo took a no-hitter into the 7th inning

and faced just 30 batters, with one strikeout, 10 groundouts and 15 flyouts in his longest career outing (his previous best was five innings, two weeks earlier versus Rutgers).

SIX-HIT CYCLE – **Alec Porzel** was more than just an observer in Notre Dame's 22-18 loss to Pittsburgh on May 7, 2000, at Eck Stadium – batting 6-for-6 and hitting for the cycle, including a traditional and an inside-the-park home run. He was the first player with six hits in 108 years of Notre Dame baseball and first to hit for the cycle since at least the mid-1980s (box scores incomplete) – with the addition of an inside-the-park home run making his day more unique. Porzel tied the BIG EAST hit record and his 15 total bases were three shy of that BIG EAST record. The six-hit game included: an RBI triple in the 1st; a base hit that kicked past the sliding centerfielder and rolled to the track for a 3rd-inning HR; a single to center in the 5th; and three straight leadoff hits in the 7th (double), 8th (home run) and 9th (single).

STREAK BUSTERS – Notre Dame's 10-4 win in the 2002 NCAA Super Regionals halted Florida State's 25-game win streak, an Atlantic Coast Conference record and one of the longest streaks in D-I baseball history. Ending noteworthy streaks has become a tradition for Notre Dame teams:

- Nov. 17, 1957 – Dick Lynch's TD provides the only scoring as the Notre Dame football team wins at 2nd-ranked Oklahoma (7-0), ending the Sooners' 47-game win streak (still the NCAA record).
- Jan. 19, 1974 – Dwight Clay's jumper from the

corner provides the winning points as the Irish basketball team halts UCLA's 88-game win streak (still NCAA record) in a 71-70 thriller.

- Oct. 2, 1994 – The Notre Dame women's soccer team plays to a 0-0 tie with perennial power North Carolina in St. Louis, stopping UNC's 92-game win streak (still an NCAA record) ... one year later, the Irish claim the national title with College Cup wins over UNC and Portland.

- Jan. 15, 2001 – Notre Dame women's basketball stuns Connecticut, 92-76, to halt UConn's 30-game win streak and help vault Notre Dame on to the national title.

- June 7, 2002 – Notre Dame baseball ends No. 1 Florida State's 25-game win streak (10-4, at Howser Stadium), in first game of NCAA Super Regional.

SUPER SAVER – **Kyle Weiland**, third round pick of the Boston Red Sox in 2008, picked up a save in four straight outings (Apr. 8-16) against Valparaiso, Villanova (twice) and Northern Illinois. He finished the 2008 season with seven saves, which gave Weiland 25 for his career and moved him ahead of John Corbin (20, 1997-00), Ryan Doherty (20, 2003-05) and J.P. Gagne (20, 2000-03) for the Irish all-time record.

30-30 RARITY – Shortstop **Alec Porzel** became the first Irish player ever to reach 30 career home runs (vs. Detroit in 2001) and 30 stolen bases, totaling 37 home runs and 32 stolen bases from 1998-2001 (in 239 games played). Catcher **Paul O'Toole** (31 home runs, 54 stolen bases, 239 games played)

joined Porzel in the unique 30-30 distinction, blasting his 30th home run midway through the 2002 season.

THREE-SPORT ATHLETE – **Kevin Hardy** was one of the most versatile athletes in Notre Dame history, becoming the first Notre Dame athlete in 19 years to monogram in three sports for the same academic year (1964-65). The football All-American (1966, 1967) lettered on the 1964-65 basketball team and led the 1967 baseball team in batting (.398).

TRAVEL – Notre Dame regularly travels to top-notch facilities and noteworthy cities. Since 1995, (including 2012 trips), the Irish have visited: Fullerton, Long Beach and Los Angeles, Calif.; Seattle (Kingdome); Houston, San Antonio, Round Rock and Corpus Christi, Texas; 11 Florida cities (Miami, Orlando, Jacksonville, St. Petersburg, Tampa, Tallahassee, Boca Raton, Clearwater, Deland, Ft. Myers and Palm Beach); Atlanta, New Orleans, Boston, Washington, D.C., N.Y. City, Minneapolis (Metrodome), Myrtle Beach (S.C.), and Mesa, Phoenix and Tempe, Ariz.

Notre Dame will add trips to the Team USA complex in Cary, N.C. and LSU in Baton Rouge, La., in 2012.

TRIPLE CROWNS – Notre Dame's 2004 offense produced the BIG EAST's leaders in batting average during league play (sophomore OF **Craig Cooper**, .470), league home runs (seven, by junior 3B **Matt Macri**) and league RBI (33, by sophomore

DH **Matt Bransfield**) – the first time since 1989 (third time in league's history) that the same team had produced the BIG EAST champion in all three triple-crown categories. Cooper had his own triple feat in 2004, as he led the BIG EAST in conference batting, slugging percentage (.712) and on-base percentage (.545). Former Notre Dame standout **Brant Ust** is the only other BIG EAST player to lead the league in all three categories (1998). Cooper repeated his unique feat in 2006, with a .481 batting average, .759 slugging percentage and a .573 on-base percentage.

TRIPLE CROWNS 2.0 – **Trey Mancini** was the first Notre Dame rookie and eighth player in program history to lead Notre Dame in all three triple-crown categories (batting average, home runs and RBI).


The other seven players to accomplish the feat since 1948 include: **Ryan Connolly** (2010), **Dan Peltier** (1989), **Mike Trudeau** (1985), **George Sefcik** (1962), **Dick O'Leary** (1961) and **Elmer Kohorst** (1956, although tied for home run lead).

20-20-20 – Notre Dame in 2005 joined North Carolina (20-37-25), Oklahoma (29-23-39) and Texas (49-23-45) as the first schools to have qualified for at least 20 NCAA baseball tournaments (now 21), 20 NCAA men's basketball tournaments (now 31) and 20 postseason football games (now 31). The list now also includes Arkansas, LSU, Michigan, Missouri and Oklahoma State.

WIN STREAKS – Notre Dame's 17-game win streak in 2003 (March 24-April 14) was second-longest in the program's history and longest since 1991 – until the 2006 team's 23-game win streak (March 25-April 25) that is longest in the 119-year of Notre Dame baseball. The previous record was an 18-game streak in 1991 while the 1907 team won 17 straight (part of a 21-game overall win streak, spanning 1906-07). Notre Dame hit .353 in the 23-game win streak, with a 2.81 staff ERA and only 24 errors during that 2006 month-long span without a loss.

Notre Dame recorded an 11-game winning streak in 2008, which began on April 4 and ended on April 19. The streak was the second longest in the country at the time. All but five (1997, 2000, 2005, 2007 and 2010) of the 15 previous seasons has featured at least one double-digit winning streak (with two in both 1998 and 2004). Over the streak, the Irish outscored their opponents, 92-38 (8.4 to 3.5). Notre Dame batted .367 and registered a 2.91 earned run average.

ZOLNOWSKI – RHP **Ray Zolnowski** is the final player on ND baseball's list of 895 letterwinners. The 800th (RHP **Ryan Kalita**) played in 2002.




TEAM USA (and more) – Four Notre Dame baseball players have been members of the U.S. National Team (as amateurs). Outfielder **Shawn Fitzmaurice** was a member of the 1964 U.S. Olympic team that competed in Tokyo (baseball was an exhibition sport in '64). Infielder **Brant Ust** was named to the elite 22-man U.S. team that posted a 32-10 record in the summer of '98, advancing from a qualifying tournament in Nicaragua to the World Junior Championship in Italy. Ust – a regular at third base who finished as the USA's third-leading hitter (.378, 20 RBI) – and his USA teammates were introduced in pregame ceremonies of Major League games at Arizona's BankOne Ballpark and New York's Shea Stadium. Righthander **Aaron Heilman** played on the 1999 Team USA squad that toured Japan and 10 U.S. states. Heilman ranked as one of the staff's top pitchers (4-2, 2 saves, 3.84 ERA, 37 Ks, 12 BB, 41 H in 40 innings). Heilman and Ust were the only players on their respective USA teams who hailed from a school in the Midwest

or Northeast. Righthander **Grant Johnson** then toured with Team USA in the summer of '02 (international tournament in the Netherlands and World Championship in Italy), helping post a team record for staff ERA (1.48) with a solid showing in five outings (3 GS, 1.80, 2-1, 25 Ks, 13 BB, 11 H in 20 IP).

Infielder **Matt Macri** was one of two members of the 2000 U.S. Junior National Team who was named all-tournament at the Junior Pan Am Games (Sonora, Mexico). Johnson helped the '01 U.S. Juniors post a best-ever silver-medal finish at the '01 Pan Am Games in Cuba, winning both his outings. Fellow righthander **John Axford** crossed paths with Johnson in Joplin, Mo., when he won a game vs. the U.S. as a member of Canada's Youth National Team. Current junior **Jeff Manship** was a staff ace for the 2003 U.S. Junior National Team, with his starts at the Junior Pan Am Cup (0.84, 1-0, 20 Ks, 5 BB, 6 H, 10.2 IP) including a 15-strikeout outing vs. homestanding Curacao

(10-1, in 9-inning game). He earlier was a middle reliever with the 2001 U.S. Youth National Team that won the World Championship in Vera Cruz, Mexico. Recent Irish outfielder **Cody Rizzo** played for the 2000 U.S. Youth National Team, winning the Pan Am Championship (Monterrey, Mexico). Another recent player, **Joey Williamson**, was a top pitcher for the 2002 U.S. Youth National Team (Pan Am Games runner-up).

Three former Notre Dame players recently competed with USA national teams that were comprised of professional players. Ust and lefthander **Chris Michalak** were members of the United States team that competed in the Netherlands at the 2005 Baseball World Cup while their fellow Notre Dame baseball alum **Brad Lidge** was a member of the elite pitching staff for Team USA at the inaugural World Baseball Classic (held during March of 2006, in Japan, Puerto Rico and the U.S.).



The BIG EAST and its 12 member baseball schools have created quite a reputation as one of the nation's top baseball conferences – recently rising to a rating as the nation's fifth-best conference. Whether it is NCAA appearances, All-Americans, coaching legends, Major League draftees and players, or NCAA stat leaders, the BIG EAST consistently is represented at the highest level. For example, catch these facts about BIG EAST baseball:

CWS and NCAA Berths

Notre Dame made its second College World Series appearance in 2002, with the current BIG EAST membership combining for 19 all-time CWS appearances (also six by St. John's, five by Connecticut, four by Seton Hall and one each by Rutgers and Louisville).

The BIG EAST has sent 10 different teams to the NCAs since 1990: Connecticut, Notre Dame, Pittsburgh, Providence, Rutgers, St. John's, Seton Hall, Villanova, West Virginia and Louisville. BIG EAST institutions have qualified 176 teams for the NCAs, led by St. John's (33), Notre Dame (22) and Connecticut (17). Providence, Notre Dame and Rutgers earned bids to the 1999 NCAs – the first time three BIG EAST teams went to the NCAs in the same season. Notre Dame, Rutgers and Seton Hall then qualified for the NCAs in 2000 and again in 2001, while St. John's, Rutgers and Louisville all made the NCAs in 2007. Louisville, Connecticut and St. John's all reached the NCAA tournament in 2010. Then, St. John's, Seton Hall and Connecticut made the 2011 NCAA tournament (one of 12 times since 1991 that the BIG EAST has sent multiple teams to the NCAs). It marked the first time in BIG EAST history the league sent three teams to the NCAA in back-to-back seasons.

All-Americans

Over 150 players from BIG EAST schools have received All-America honors, led by St. John's (29), Notre Dame (19), Seton Hall (19), Rutgers (19) and Connecticut (18).

The BIG EAST topped all conferences in 1999 American Baseball Coaches Association All-Americans, with eight (four were honored in 2000). Five different BIG EAST teams had players earn ABCA All-America honors in 1999, tying the Big 12 and Pacific-10 for the widest team representation within any conference.

The Major League Draft

Over 1,000 players from BIG EAST institutions have been selected in the Major League Baseball draft.

The BIG EAST has had at least one player picked in the first round in 14 of the last 18 MLB drafts (span dates back to 1994). The BIG EAST also saw 233 of its players drafted in the decade of 2000-09, with eight going in the first 10 rounds of the 2002 and 2009 drafts, seven in 2006, six in 2000, 2004 and 2007 and four in 2001.

It was a banner year for the BIG EAST in the 2011 Major League Baseball First-Year Player Draft, as a record 41 BIG EAST players were selected. The previous record was 35 set in 2010.

For the first time in the history of the conference, three BIG EAST players were selected in the first round. Connecticut junior **Joe Springer** was taken 11th overall by the Houston Astros, while junior teammate RHP **Matt Barnes** was picked 19th overall by the Boston Red Sox. St. John's junior SS **Joe Panik** was taken 29th overall by the San Francisco Giants.

Five BIG EAST baseball players were chosen in the first five rounds of the 2010 MLB draft. Connecticut 3B **Mike Olt** was the first BIG EAST player chosen as he went to the Texas Rangers with the 49th pick in Compensation Round A. West Virginia SS **Jedd Gyorko** went in the second round, going to the San Diego Padres with the 59th overall pick. BIG EAST Player of the Year **Joe Leonard** was chosen in the third round, going to the Atlanta Braves with the 101st pick. Louisville's **Thomas Royse**, the BIG EAST Pitcher of the Year, led a run of nine Cardinal players chosen when he went to the Chicago White Sox in Compensation Round B with the 114th pick. Villanova outfielder **Matt Szczur** was the first of four Wildcat players taken when he was snagged by the Chicago Cubs in the fifth round.

During the past 15 seasons, 17 BIG EAST players have been drafted before the second round (21 since '90): Springer (#11 overall), Barnes (#19 overall) and Panik (#29 overall) all in 2011; Olt (#49 overall) in 2010; Notre Dame OF **A.J. Pollock** (#17 overall) in 2009; Rutgers SS **Todd Frazier** (#34 overall) and Louisville RHP **Trystan Magnuson** (56th) both in 2007; St. John's RHP **Craig Hansen** (26th overall) in '05; Boston Red Sox; Boston College RHP **Chris Lambert** (19th) in 2004; St. Louis Cardinals; the 2002 duo of Virginia Tech LHP **Joe Saunders** (12th, Anaheim Angels) and Rutgers RHP **Bobby Brownlie** (21st, Chicago Cubs); Notre Dame RHP **Aaron Heilman** as 2000 compensatory-round pick (31st overall, Minnesota Twins) and then 18th overall in 2001 (N.Y. Mets); Providence OF **Keith Reed** (23rd, Baltimore Orioles in 1999); Irish RHP **Brad Lidge** (17th, Houston Astros in 1998); and the 1997 pair of Seton Hall LHP **Jason Grilli** (4th, San Francisco Giants) and West Virginia RHP **Chris Enochs** (11th, Oakland A's).

Providence 1B/OF **Pete Tucci** (Blue Jays, 1996), Seton Hall RHP **Matt Morris** (Cardinals, 1995) and 3B **Mike Gruppino** (Astros, 1991), and St. John's pitcher **C.J. Nitkowski** (Reds, 1994) also were first rounders.

In the 2002 draft, the BIG EAST produced three outfielders – Notre Dame's **Steve Stanley** and **Brian Stavisky** (A's 2nd and 6th-round picks) and Rutgers' **Val Majewski** (3rd round, Orioles) – who were selected in at least the first six rounds (no other conference could match that), while Saunders, Brownlie and Villanova's **Brian Slocum** (2nd round, Cleveland) gave the BIG EAST an unmatched trio of highly-drafted pitchers (the BIG EAST's total of four picks in the first two rounds of '02 was second only to the ACC's five).

At least one Notre Dame player has been drafted in the first 10 rounds in 14 of the past 18 Major League drafts (with 23 total top-10-round picks in that 18-year stretch).

Coaches

The BIG EAST employs some of the nation's best coaches, including one who registered his 1,000th career win (**Fred Hill** of Rutgers) in 2010 and another who enters 2012 with more than 700 career wins (**Lelo Prado** of South Florida). Two former BIG EAST coaches – Seton Hall's **Mike Sheppard** (998) and Virginia Tech's **Chuck Hartman** (1,401) – rank among the winningest coaches in college baseball history.

Major Leaguers

Many major leaguers from yesterday and today have played at BIG EAST institutions, with those players including (listed chronologically by MLB debut):

Cincinnati (6): Ethan Allen, Mike Hersberger, Miller Huggins, Sandy Koufax, Kevin Youkilis, Tony Campana

Connecticut (11): Walt Dropp, Rollie Sheldon, Moe Morhardt, Gary Waslewski, Charles Nagy, Roberto Hernandez, Pete Walker, Jan Grabowski, Jeff Fulchino, Brian Esposto, Jesse Carlson

Georgetown (34): Tom McCreery, Mike Mahoney, Dick Harley, Doc White, Lew Drill, Charles Moran, Art Devlin, Kid O'Hara, Hub Hart, Red Morgan, Cotton Minahan, Sam Edmonston, Tom Cantwell, Doc Martel, Red Downey, Charlie Bold, Billy Martin, Tom Connolly, John Gallagher, Art Corcoran, Mike Cantwell, Bob McGraw, Tom Whelan, Ken Jones, Paul Florence, Clyde Sukeforth, Lefty Taber, Del Bissonette, Johnny Scalzi, Don Brennan, Jim Castiglia, Al Naples, Art Schult, Sean Maloney

Louisville (3): Fred Koster, Sean Green, Trystan Magnuson

Notre Dame (58): Willie McGill, Cap Anson, Joe Blong, Bill Krieger, Camp Cappel, Bert Inks, Louis Sockalexis, Doc Powers, Henry Thielman, Norwood Gibson, John Walsh, Peaches O'Neill, Shag Shaughnessy, Ed Reulbach, Red Murray, Red Morgan, Joe Birmingham, Harry Curtis, Burt Keely, Jean Dubuc, Tillie Shaffer, Ed McDonough, Frank Scanlan, Billy Burke, Red Kelly, Bert Daniels, Earle Mack, Alex McCarthy, George Cutshaw, Cy Williams, Lou Nagelsen, Bill Lathrop, Clem Clements, Herb Kelly, Rupert Mills, Al Bergman, Pat Murray, Adrian Lynch, Tom Whelan, John Mohardt, Pat Castner, Red Smith, Ed Walsh, Billy Sullivan, Ed Lager, Andy Pinney, Nank Terry, Ed Hanyzewski, Lou Bewl, John McHale, Jackie Mayo, Billy Reed, Paul Schramka, Duke Simpson, Bill Froats, Tom Carroll, Jim Brady, Carl Yastrzemski, Jim Hannan, Frank Carpin, Dick Ruckest, Shaun Fitzmaurice, Ron Reed, Dick Thoenen, Dan McGinn, Dan Peltier, Tommy Shields, Craig Counsel, Chris Michalak, Christian Parker, Brad Lidge, Aaron Heilman, Bobby Keppel, Matt Macri, Jeff Samardzija, Jeff Nanish, John Axford, Kyle Weland

Pittsburgh (2): George "Doc" Medich, Ken Macha

Providence (6): Ed Wineapple, Al Blanche, Birdie Tebbetts, Lou Merloni, John McDonald, Keith Reed

Rutgers (19): John Harkins, Sandy Piez, Walter French, Billy Fitzcraft, Hardy Peterson, Don Tausig, Jeff Torborg, Paul Boris, Bob Anderson, Bob Tewksbury, Ron MacDonald, Eric Young, Joe Borowski, Angel Echevarria, Darrin Winston, David DeJesus, Pete Zoccolillo, Val Majewski, Jason Bergmann, Jack Egbert, Jeff Frazier, Todd Frazier


St. John's (15): Mickey Rutner, Ted Schreiber, Larry Bearnarth, Mike Proly, Steve Ratter, Frank Viola, Scott Uliger, John Franco, Wayne Rosenthal, Terry Bross, C.J. Nitkowski, Rich Aurilia, Craig Hansen, Bob Delaney, Anthony Varvaro

Seton Hall (28): Jack Ferry, Pepper Pepsloski, Joe Shannon, Red Shannon, Frank Bruggo, Otto Rettig, Ed Madjeski, Gene Hermanski, Steve Nagy, Chuck Connors, Ted Lepcio, Hank Fischer, Danny Coombs, Johnny Briggs, Bill Henry, Rick Cerone, Charlie Puleo, Dan Morogiello, John Morris, Pat Pacilio, Craig Biggio, Mo Vaughn, Kevin Morton, John Valentin, Rich Scheid, Matt Morris, Jason Grilli, Mike Moriarty

USF (11): Tony La Russa, Eric Soderholm, Chris Welsh, Ben Hayes, Tim Lulett, Tony Fossas, Dave Eiland, Scott Hemond, Derek Lee, Fred Rath, Jr., Jason Dellano, Ross Gload, Chris Heintz, Jeff Baisley

Villanova (48): Red Donahue, Barney McFadden, Jack Hayden, Mike O'Neill, Paddy Greene, Matt Broderick, Joe Cassidy, Mickey Doolan, Snake Deal, Jim Stephens, Tom Catterson, Bunny Madden, Bert Daniels, Ernie Lush, Joe Walsh, Fred Sherry, Mike Murphy, Eddie Murphy, Jimmie Vavala, Mike Loan, Pat Kilhullen, Fred Lear, Vince Molyneux, Mike Pasquella, Nelson Greene, Ed Cotter, Joe Cornell, Al Smith, Bill Dietrich, Frank Skiff, Ben Geraghty, Swede Larsen, Ray Stovick, Nick Eiten, Mickey Vernon, Jim Schelle, Art Mahan, Lennie Merullo, Mike Garbar, Frank Kreutzer, Bruce Howard, Steve Huntz, Rafael Novoa, Gary Scott, Gene Schall, Mike Neill, Mike Porzio, Kevin Mulvey

West Virginia (25): Scoops Carey, Jake Hewitt, Charlie Hickman, Ed Kenna, Gene Curtis, Bull Smith, Buck Washer, Larry McClure, Frank Barron, Skeeter Shelton, John Woods, Herman Layne, Babe Bama, Johnny Gorsica, Jim Fridley, George Freese, Jim Heise, Paul Popovich, Bucky Guth, Darrell Whitmore, Joe Hudson, Steve Kline, Scott Seabolt, Dustin Nippert, David Carpenter



INTIMIDATE AT THE PLATE



When you step up to the plate with TPX®, people know you mean business.

Whether you're swinging the H2™ Hybrid, the Exogrid® or the Omaha™ Silhouette Limited Edition, you're armed with the best there is. And your opponents know it.

So put some intimidation in your game. Swing Louisville Slugger / TPX®.



THE OFFICIAL BAT OF AMERICA'S PASTIME.™
www.slugger.com

UNIVERSITY OF NOTRE DAME

FIGHTING IRISH



SEASON PREVIEW

Sophomore OF Eric Jagielo had a breakthrough summer in 2011 for the Holyoke Blue Sox in the New England Collegiate Baseball League. He hit .313 with three home runs and 28 RBI. Jagielo (51) was one of four players in the league to amass 50 or more hits and ranked eighth in the NECBL in RBI.

NUMERICAL ROSTER

No.	Name
1	Adam Norton**
3	Trey Mancini*
4	Joe Hudson**
6	Kevin DeFilippis
7	Eric Jagielo*
8	Blaise Lezynski
10	Conor Biggio
11	Tommy Chase** (C)
13	Mac Hudgins
15	Jason McMurray
17	Cristian Torres
18	Sean Fitzgerald*
19	Ryan Bull
20	Charlie Markson**
21	Joe Spano**
23	Ryan Richter**
24	Patrick Veerkamp*
25	Ricky Palmer
27	Breck Ashdown
30	Forrest Johnson
31	Scott Kerrigan
32	Alex Robinson***
33	Phil Mosey
35	Frank DeSico**
36	Pat Connaughton
37	Kyle Rubbinaccio
39	Alex Carter
40	Dan Slania*
42	Matt Temowchek
45	Will Hudgins*** (C)
51	Donnie Hissa
52	Steve Sabatino**

2012 UNIVERSITY OF NOTRE DAME FIGHTING IRISH BASEBALL

No.	Name	Yr.	Pos.	B-T	Ht.	Wt.	Hometown (Previous School)
1	Adam Norton**	Jr.	RHP/OF	R/R	6-2	190	Highland, IN/Andean
3	Trey Mancini*	So.	1B	R/R	6-5	225	Winter Haven, FL/Winter Haven
4	Joe Hudson**	Jr.	C	R/R	6-1	205	Odessa, FL/Tampa Jesuit
6	Kevin DeFilippis	Fr.	INF	R/R	6-0	170	Homer Glen, IL/Providence Catholic
7	Eric Jagielo*	So.	INF/OF	L/R	6-3	215	Downers Grove, IL/Downers Grove North
8	Blaise Lezynski	Fr.	3B/OF	L/R	6-0	200	Netown, PA/Notre Dame H.S. (NJ)
10	Conor Biggio	Fr.	INF/OF	RL/R	5-9	150	Houston, TX/St. Thomas
11	Tommy Chase** (C)	Sr.	INF	R/R	5-10	175	Cohasset, MA/Boston College
13	Mac Hudgins	Fr.	OF	B/R	6-0	185	Richmond, VA/Douglas S. Freeman
15	Jason McMurray	Fr.	INF	R/R	6-1	185	West Des Moines, IA/Dowling Catholic
17	Cristian Torres	Fr.	RHP	R/R	6-6	205	Rancho Palos Verdes, CA/Palos Verdes Peninsula
18	Sean Fitzgerald*	So.	RHP	R/R	6-3	175	McLean, VA/McLean
19	Ryan Bull	Fr.	C/OF	B/R	6-2	210	Eden Prairie, MN/Eden Prairie
20	Charlie Markson**	Jr.	OF	R/R	6-2	200	Whitefish Bay, WI/Whitefish Bay
21	Joe Spano**	Sr.	LHP	L/L	5-10	170	Verona, NJ/Seton Hall Prep
23	Ryan Richter**	Sr.	LHP	L/L	6-4	205	South Bend, IN/St. Joseph's
24	Patrick Veerkamp*	Jr.	RHP	R/R	6-3	205	Fort Wayne, IN/Homestead
25	Ricky Palmer	Jr.	C	R/R	6-0	200	Orland Park, IL/Brother Rice
27	Breck Ashdown	Jr.	RHP	L/R	6-5	215	Tucson, AZ/Catalina Foothills
30	Forrest Johnson	So.	C	R/R	6-2	200	Hudson, OH/Hudson
31	Scott Kerrigan	Fr.	RHP	R/R	6-7	215	Saugus, CA/Saugus
32	Alex Robinson***	Sr.	OF	B/R	6-0	170	Dallas, TX/First Baptist Academy
33	Phil Mosey	Fr.	INF	R/R	6-2	200	Fishers, IN/Cathedral
35	Frank DeSico**	Jr.	INF	R/R	5-9	190	Cleveland, OH/St. Ignatius
36	Pat Connaughton	Fr.	RHP	R/R	6-5	205	Danvers, MA/S John's Prep
37	Kyle Rubbinaccio	Fr.	RHP	R/R	6-3	210	Manalpan, NJ/Manalpan
39	Alex Carter	Fr.	C	R/R	6-1	215	Winter Park, FL/Orangewood Christian
40	Dan Slania*	So.	RHP	R/R	6-5	275	Tucson, AZ/Salpointe Catholic
42	Matt Temowchek	Fr.	RHP	R/R	6-5	195	Glenmoore, PA/Downington East
45	Will Hudgins*** (C)	Sr.	RHP	R/R	6-4	200	Richmond, VA/Douglas Freeman
51	Donnie Hissa	So.	RHP	R/R	6-7	245	Iron River, WI/Maple Northwestern
52	Steve Sabatino**	Sr.	LHP	L/L	6-2	195	Lockport, IL/Lockport Township

* – monograms won
(C) – captains



Head Coach: #9 Mik Aoki (Davidson '90, 2nd season)

Assistant Coach: #16 Joe Hastings (East Carolina '01, 2nd season)

Assistant Coach: #29 Jesse Woods (Wheaton College '04, 2nd season)

Volunteer Assistant: #34 Chuck Ristano (Sacred Heart '04, 2nd season)

BY HOME STATE

PRONUNCIATION GUIDE

BY CLASS

Arizona (2)
Breck Ashdown
Dan Slania
California (2)
Scott Kerrigan
Cristian Torres
Florida (3)
Alex Carter
Joe Hudson
Trey Mancini
Illinois (4)
Kevin DeFilippis
Eric Jagielo
Ricky Palmer
Steve Sabatino
Indiana (4)
Phil Mosey

Adam Norton
Ryan Richter
Patrick Veerkamp
Iowa (1)
Jason McMurray
Massachusetts (2)
Tommy Chase
Pat Connaughton
Minnesota (1)
Ryan Bull
New Jersey (2)
Kyle Rubbinaccio
Joe Spano
Ohio (2)
Frank DeSico
Forrest Johnson

Pennsylvania (2)
Blaise Lezynski
Matt Temowchek
Texas (2)
Conor Biggio
Alex Robinson
Virginia (3)
Sean Fitzgerald
Mac Hudgins
Will Hudgins
Wisconsin (2)
Donnie Hissa
Charlie Markson

Pat CON-uh-tin
Kevin DEE-fuh-lip-iss
Frank Duh-SEE-ko
Donnie HISS-uh
Mac HUH-gins
Will HUH-gins
Eric JA-gah-low

Blaise La-ZIN-ski
Ryan RICK-ter
Kyle RUE-ba-nacho
Dan Slay-nee-uh
Matt Tur-NOW-chick
Patrick YEAR-camp

Seniors (6)

Tommy Chase, Joe Spano, Ryan Richter, Alex Robinson, Will Hudgins, Steve Sabatino

Juniors (7)

Adam Norton, Joe Hudson, Charlie Markson, Patrick Veerkamp, Frank DeSico, Breck Ashdown, Ricky Palmer

Sophomores (6)

Trey Mancini, Eric Jagielo, Sean Fitzgerald, Forrest Johnson, Dan Slania, Donnie Hissa

Freshmen (13)

Conor Biggio, Ryan Bull, Alex Carter, Pat Connaughton, Kevin DeFilippis, Mac Hudgins, Scott Kerrigan, Blaise Lezynski, Jason McMurray, Phil Mosey, Kyle Rubbinaccio, Matt Temowchek, Cristian Torres

ALPHABETICAL ROSTER

No.	Name
27	Breck Ashdown
10	Conor Biggio
19	Ryan Bull
39	Alex Carter
11	Tommy Chase** (C)
36	Pat Connaughton
6	Kevin DeFilippis
35	Frank DeSico**
18	Sean Fitzgerald*
51	Donnie Hissa
13	Mac Hudgins
45	Will Hudgins*** (C)
4	Joe Hudson**
7	Eric Jagielo*
30	Forrest Johnson
31	Scott Kerrigan
8	Blaise Lezynski
3	Trey Mancini*
20	Charlie Markson**
15	Jason McMurray
33	Phil Mosey
1	Adam Norton**
25	Ricky Palmer
23	Ryan Richter**
32	Alex Robinson***
37	Kyle Rubbinaccio
52	Steve Sabatino**
37	Kyle Rubbinaccio
52	Steve Sabatino**
40	Dan Slania*
21	Joe Spano**
42	Matt Ternowchek
17	Cristian Torres
24	Patrick Veerkamp*

2012 UNIVERSITY OF NOTRE DAME FIGHTING IRISH BASEBALL

No.	Name	Yr.	Pos.	B-T	Ht.	Wt.	Hometown (Previous School)
27	Breck Ashdown	Jr.	RHP	L/R	6-5	215	Tucson, AZ/Catalina Foothills
10	Conor Biggio	Fr.	INF/OF	RL/R	5-9	150	Houston, TX/St. Thomas
19	Ryan Bull	Fr.	C/OF	B/R	6-2	210	Eden Prairie, MN/Eden Prairie
39	Alex Carter	Fr.	C	R/R	6-1	215	Winter Park, FL/Orangewood Christian
11	Tommy Chase** (C)	Sr.	INF	R/R	5-10	175	Cohasset, MA/Boston College
36	Pat Connaughton	Fr.	RHP	R/R	6-5	205	Danvers, MA/S John's Prep
6	Kevin DeFilippis	Fr.	INF	R/R	6-0	170	Homer Glen, IL/Providence Catholic
35	Frank DeSico**	Jr.	INF	R/R	5-9	190	Cleveland, OH/St. Ignatius
18	Sean Fitzgerald*	So.	RHP	R/R	6-3	175	McLean, VA/McLean
51	Donnie Hissa	So.	RHP	R/R	6-7	245	Iron River, WI/Maple Northwestern
13	Mac Hudgins	Fr.	OF	B/R	6-0	185	Richmond, VA/Douglas S. Freeman
45	Will Hudgins*** (C)	Sr.	RHP	R/R	6-4	200	Richmond, VA/Douglas Freeman
4	Joe Hudson**	Jr.	C	R/R	6-1	205	Odessa, FL/Tampa Jesuit
7	Eric Jagielo*	So.	INF/OF	L/R	6-3	215	Downers Grove, IL/Downers Grove North
30	Forrest Johnson	So.	C	R/R	6-2	200	Hudson, OH/Hudson
31	Scott Kerrigan	Fr.	RHP	R/R	6-7	215	Saugus, CA/Saugus
8	Blaise Lezynski	Fr.	3B/OF	L/R	6-0	200	Netown, PA/Notre Dame H.S. (NJ)
3	Trey Mancini*	So.	1B	R/R	6-5	225	Winter Haven, FL/Winter Haven
20	Charlie Markson**	Jr.	OF	R/R	6-2	200	Whitefish Bay, WI/Whitefish Bay
15	Jason McMurray	Fr.	INF	R/R	6-1	185	West Des Moines, IA/Dowling Catholic
33	Phil Mosey	Fr.	INF	R/R	6-2	200	Fishers, IN/Cathedral
1	Adam Norton**	Jr.	RHP/OF	R/R	6-2	190	Highland, IN/Andrean
25	Ricky Palmer	Jr.	C	R/R	6-0	200	Orland Park, IL/Brother Rice
23	Ryan Richter**	Sr.	LHP	L/L	6-4	205	South Bend, IN/St. Joseph's
32	Alex Robinson***	Sr.	OF	B/R	6-0	170	Dallas, TX/First Baptist Academy
37	Kyle Rubbinaccio	Fr.	RHP	R/R	6-3	210	Manalpan, NJ/Manalpan
52	Steve Sabatino**	Sr.	LHP	L/L	6-2	195	Lockport, IL/Lockport Township
40	Dan Slania*	So.	RHP	R/R	6-5	275	Tucson, AZ/Salpointe Catholic
21	Joe Spano**	Sr.	LHP	L/L	5-10	170	Verona, NJ/Seton Hall Prep
42	Matt Ternowchek	Fr.	RHP	R/R	6-5	195	Glenmoore, PA/Downington East
17	Cristian Torres	Fr.	RHP	R/R	6-6	205	Rancho Palos Verdes, CA/Palos Verdes Peninsula
24	Patrick Veerkamp*	Jr.	RHP	R/R	6-3	205	Fort Wayne, IN/Homestead

* – monograms won
(C) – captains

Head Coach: #9 Mik Aoki (Davidson '90, 2nd season)

Assistant Coach: #16 Joe Hastings (East Carolina '01, 2nd season)

Assistant Coach: #29 Jesse Woods (Wheaton College '04, 2nd season)

Volunteer Assistant: #34 Chuck Ristano (Sacred Heart '04, 2nd season)



BY POSITION

RHP (12)

Breck Ashdown
Pat Connaughton
Sean Fitzgerald
Donnie Hissa
Will Hudgins
Scott Kerrigan
Adam Norton
Kyle Rubbinaccio
Dan Slania
Matt Ternowchek
Cristian Torres
Patrick Veerkamp

LHP (6)

Ryan Richter
Steve Sabatino
Joe Spano

Catcher (5)

Ryan Bull
Alex Carter
Joe Hudson
Forrest Johnson
Ricky Palmer

First Base (2)

Eric Jagielo
Trey Mancini

Middle Infielders (7)

Connor Biggio
Tommy Chase
Kevin DeFilippis
Frank DeSico
Jason McMurray
Phil Mosey
Adam Norton

Third Base (4)

Tommy Chase
Eric Jagielo
Phil Mosey
Adam Norton

Outfielders (8)

Connor Biggio
Ryan Bull
Mac Hudgins
Eric Jagielo
Blaise Lezynski
Charlie Markson
Adam Norton
Alex Robinson

BY HEIGHT

6-7

Donnie Hissa
Scott Kerrigan

6-6

Cristian Torres

6-5

Breck Ashdown
Pat Connaughton
Trey Mancini
Dan Slania
Matt Ternowchek

6-4

Will Hudgins
Ryan Richter

6-3

Sean Fitzgerald
Eric Jagielo
Kyle Rubbinaccio
Patrick Veerkamp

6-2

Ryan Bull
Forrest Johnson
Charlie Markson
Phil Mosey
Adam Norton
Steve Sabatino

6-1

Alex Carter
Joe Hudson
Jason McMurray

6-0

Kevin DeFilippis
Mac Hudgins
Blaise Lezynski
Ricky Palmer
Alex Robinson

5-10

Tommy Chase

Joe Spano

5-9

Conor Biggio
Frank DeSico

Youthful Enthusiasm Permeates 2012 Irish Squad

13 freshman and 19 underclassmen hope to push Notre Dame back to the top of the BIG EAST.



Sophomore Trey Mancini was the first Notre Dame freshman and eighth player in program history to lead the Irish in all three triple-crown categories (batting average, home runs and RBI).

In Notre Dame head coach **Mik Aoki's** second season, the team's 32-man roster composed of 13 freshman and six sophomores offers much potential and future upside. Despite the challenge of a youthful squad, Aoki wants his talented young players to hold high expectations for their performance.

"We have certain goals already set, including 35 plus wins and a BIG EAST conference regular season and tournament championship," Aoki said.

The Irish enter the 2012 season looking to improve on a 23-29-1 record in 2011, which included a 13-13 finish in BIG EAST play.

One of the benefits to the second year of Aoki's tenure is the fact that team is on the same page in terms of expectations and approach toward both practices and games. Thus, some improvements were evident this past fall.

"The energy we bring to practice and lifting along with the tempo at which we work is much improved compared to the start of last season," Aoki said.

In order to improve upon last season's win total, the Irish must make upgrades in their offense from 2011. As a team, they batted only .239 on the season, compared to a .266 average for their opponents.

This category should improve with the addition of 13 talented freshmen and the return of

three key players from 2011, including sophomore first baseman **Trey Mancini**, sophomore left fielder **Eric Jagielo** and junior catcher **Joe Hudson**.

Mancini, the 2011 BIG EAST Freshman of the Year, led the Irish in nearly every offensive category, including each of the Triple Crown statistics (home runs, batting average and RBI).

"Trey's a very good hitter, and he has that rare blend of being able to hit with both average and power," Aoki said.

Jagiello, second in most every offensive statistic to Mancini a year ago, had a breakthrough summer for the Holyoke Blue Sox in the New England Collegiate Baseball League. He hit .313 with three home runs and 28 RBI. Jagielo (51) was one of four players in the league to amass 50 or more hits and ranked eighth in the NECBL in RBI.

Meanwhile, Hudson's value lies in his defense and ability to handle a pitching staff, which could make him a highly coveted draft pick in the 2012 MLB Draft.

"Defensively, there's no question in my mind that Joe, his ability to defend, stop the baseball and receive it gives our pitching staff, even last year's, so much confidence," Aoki said. "From a receiving, blocking, and throwing standpoint, Joe's as good as there is in the BIG EAST."

While veterans will occupy the catcher, first

base and left field positions, freshman or other first-time starters will fill other starting positions. As a result, growing pains are likely an inevitable part of the process towards success, which Aoki also recognizes.

"I think for me, just as important with a youthful team, is the understanding that they also see the big picture," Aoki said. "This is our opportunity to come to the ballpark ready to play every day, ready to win the next pitch and not be influenced by prior events in the game, whether good or bad."

Three spots will be up for grabs in the starting rotation, which was anchored in 2011 by seniors Brian Dupra, Cole Johnson and Todd Miller.

"The thing very difficult to replace this year is the poise that they had in games and their ability to pound the strike zone," Aoki said. "All three, whether it was Todd throwing the ball at 86-87 mph or Brian hitting 94-95 mph, had the ability to command the strike zone. That's something that we will be searching for."

Also, the schedule features tough tests for the Irish, both in non-conference games and in the BIG EAST. The foremost challenge will likely be two mid-March road games against LSU, ranked No. 14 in the preseason *USA Today* coaches' poll. Aoki's squad will face current Tigers and former Irish skipper Paul Mainieri, who led Notre Dame to NCAA Tournament bids from 1995-2006, including a 2002 College World Series appearance. Mainieri also guided the Tigers to the 2009 national championship.

Despite the challenge, Coach Aoki views this as a tremendous opportunity for his young squad.

"I think it's a good measuring stick for our program to understand where we want to be at some point," Aoki said. "It's also a great environment for our kids to be in, so we're excited about going down there."

The Irish will also face challenges within the BIG EAST from Louisville and St. John's. The Cardinals, who the Irish miss in the regular season, are ranked No. 24 in the *USA Today* coaches' poll, while the Red Storm are considered the preseason favorites by the BIG EAST coaches. Meanwhile, Connecticut, which advanced to the NCAA Super Regionals last season, had two of its players selected in the first round and 11 total in the 2011 MLB Draft. Yet, the Huskies still pose a threat.

"At the end of the day, if we win more pitches than the other team did, then we've probably won the game," Aoki said. "I think I'm caught up in sort of the process goals for us as I am for the outcome goals, especially this year."

Here is a position-by-position breakdown of the 2012 Fighting Irish baseball squad:

CATCHERS (5)

No.	Name	Yr.	B/T	Ht.	Wt.	Hometown (Previous School)
4	Joe Hudson**	Jr.	R/R	6-1	205	Odessa, FL (Tampa Jesuit)
19	Ryan Bull	Fr.	B/R	6-2	210	Eden Prairie, MN (Eden Prairie)
25	Ricky Palmer	Jr.	R/R	6-0	200	Orland Park, IL (Brother Rice)
30	Forrest Johnson	So.	R/R	6-2	200	Hudson, OH (Hudson)
39	Alex Carter	Fr.	R/R	6-1	215	Winter Park, FL (Orangewood Christian)

THE CATCHERS

In what can be considered one of the strengths of the Irish squad, the catching position features Hudson, who will be backed up by sophomore **Forrest Johnson** and freshman **Alex Carter**. Junior **Ricky Palmer** serves as the Irish bullpen catcher and rounds out the depth chart.

Hudson, who won the starting job in 2011 following competition with graduated Cameron McConnell, displayed superb defensive skills and was key in managing a senior-laden pitching staff. He also started for the Irish behind the plate in every BIG EAST contest.

According to Aoki, Hudson possesses the defensive skills of a top MLB Draft prospect.

Hudson effectively limited the opposition's running game and deterred potential base stealers as he threw out 42.2 percent (19 of 45) of attempted base stealers. While Hudson tied for fifth in the BIG EAST for the number of runners thrown out, his percentage of base runners caught stealing led the BIG EAST for catchers with more than 18 stolen base attempts against.

In addition, Hudson assisted a confident pitching staff with his ability to limit passed balls as he only allowed six in 51 games started. In addition, he posted a .989 fielding percentage, committing only four errors in 377 attempts.

However, offensively, Hudson will look to develop this season to improve his standing with MLB scouts. Hudson's batting average regressed during his sophomore campaign, as he hit .239 with no home runs and 14 RBI compared to a .264 batting average with one home run and six RBI in his freshman season. Hudson batted .266 in 26 Big East games and posted a .367 on-base percentage, drawing 11 walks compared to just nine strikeouts.

Meanwhile, Johnson, Carter and Palmer provide the Irish with some youth and depth behind the plate.

Johnson, whose older brother, Cole ('11), was the Irish's top starting pitcher in 2011, only appeared in one game but possesses strong defensive skills, but still needs to develop his hitting.

Carter, who could also see time at first base and designated hitter due to his potential at the plate, sits behind Hudson on the catching depth chart. While his catching fundamentals require fine-tuning, he brings impressive high school batting stats from Orangewood Christian H.S. in Florida. As a senior, he hit .490 with 15 home



Junior catcher Joe Hudson, who was named a 2011 New England Collegiate Baseball League All-Star, was rated as the No. 28 MLB prospect in the BIG EAST by Perfect Game.

runs and 50 RBI. In addition, the MLB Draft Guide ranked him as the 19th-best catching prospect for the 2011 draft.

Palmer, who earned a spot on the team as a walk-on his freshman year, received limited playing time in 2011, only appearing in nine games.

THE INFELDERS

While the right side of the Irish infield will likely remain unchanged from 2011, the left side of the diamond is wide open.

Mancini looks to follow up a strong freshman campaign at first base, while junior **Frank DeSico** returns to second base where he hopes to improve his hitting production.

Mancini, who provides a feared middle of the lineup power hitter, hit .323 with nine home runs and 34 RBI. He also was the team leader in most offensive categories, recording 15 doubles and three triples while scoring 33 runs. In addition, Mancini had a .577 slugging percentage and a .385 on base percentage.

One of his most memorable home runs oc-

curred in a May 1 home contest against Seton Hall. Trailing 4-2 with two out in the bottom of the eighth inning, Mancini stepped to the plate with two runners on base. He drilled a 1-0 pitch over the batter's eye in left-center field to give the Irish a 5-4 lead, which would be upheld in the top of the ninth. Three of his nine home runs on the season either tied the game or gave the Irish the lead.

Mancini's efforts earned him numerous postseason accolades as he was named 2011 BIG EAST Rookie of the Year and third-team all-BIG EAST. In addition, he was designated a *Louisville Slugger* Freshman All-American.

Mancini also proved agile defensively at first base, committing only six errors in 436 chances for a .986 fielding percentage.

Meanwhile, DeSico enters his third season and serves as the veteran of the Irish infield, having started 98 games at second base. After a strong freshman campaign, DeSico's offensive and defensive statistics both declined in 2011. DeSico, who is primarily a contact hitter with speed, batted .237 with no home runs and 11 RBI last season, down from his freshman year, when he hit for a .333 average with one home run and 25 RBI. Yet, while DeSico's ground balls were not finding holes in 2011, he remained patient at the plate as he drew 23 walks to just 19 strikeouts. When he did reach base, DeSico proved to be a threat for opposing pitchers and catchers. He led the Irish with 13 stolen bases in 19 attempts. Defensively, DeSico registered eight errors in 293 attempts for a .973 fielding percentage, down from a .980 fielding percentage in 2010. He did aid in 29 double plays.

INFELDERS (16)

No.	Name	Yr.	B/T	Ht.	Wt.	Hometown (Previous School)
3	Trey Mancini*	So.	R/R	6-5	225	Winter Haven, FL (Winter Haven)
6	Kevin DeFilippis	Fr.	R/R	6-0	170	Homer Glen, IL (Providence Catholic)
7	Eric Jagielo*	So.	L/R	6-3	215	Downers Grove, IL (Downers Grove North)
8	Blaise Lezynski	Fr.	L/R	6-0	200	Netown, PA (Notre Dame H.S. [NJ])
10	Conor Biggio	Fr.	RL/R	5-9	150	Houston, TX (St. Thomas)
11	Tommy Chase** (C)	Sr.	R/R	5-10	175	Cohasset, MA (Boston College Prep)
15	Jason McMurray	Fr.	R/R	6-1	185	West Des Moines, IA (Dowling Catholic)
33	Phil Mossey	Fr.	R/R	6-2	200	Fishers, IN (Cathedral)
35	Frank DeSico**	Jr.	R/R	5-9	190	Cleveland, OH (St. Ignatius)



Junior Adam Norton, Notre Dame's lone returning pitcher with starting experience from 2011, has likely secured one of the three weekend starting spots entering the year.

Freshman **Kevin DeFilippis** offers depth for the Irish at second base, and, according to Aoki, has helped push DeSico in the offseason for the starting job. At Providence Catholic H.S. in New Lenox, Ill., DeFilippis displayed strong defensive skills and athleticism. In addition, he was primarily a line drive and contact hitter in high school with a knack for getting on base.

This was evidenced by his .475 batting average and .603 on-base percentage during his senior season. DeFilippis also recorded 27 RBI and stole 21 bases. His efforts earned him recognition from Chicago newspapers. The *Chicago Sun-Times* named him first-team all-area while the *Chicago Tribune* placed him on the all-area second team.

However, the shortstop and third base positions remain uncertain. Last season, seniors' Mick Doyle and Greg Sherry anchored the left side of the Irish infield, starting at shortstop and third base respectively. This season, the only returning veteran shortstop is senior co-captain **Tommy Chase**. After missing his entire sophomore campaign following knee surgery, Chase appeared in 11 games for the Irish in 2011, starting one at second base. While he has not received much playing time over his career, Chase is the perceived leader in the clubhouse by both the coaching staff and his teammates.

Thus, it is possible that two freshman may start for the Irish at shortstop and third base. **Jason McMurray** is among the leading candidates for the starting shortstop position. McMurray's range and strong throwing arm made him a heralded recruit from Dowling Catholic H.S. in

West Des Moines, Iowa. Perfect Game regarded him as the top prospect in Iowa, and ProspectWire.com ranked him the 167th-best overall prospect in his class. He led Dowling Catholic to the Iowa 4A State Championship his senior season. In addition to his defensive skills at shortstop, McMurray also can hit to all fields for average.

Freshman **Phil Mosey**, a native of Fishers, Ind., is poised to compete for the starting third base job. Mosey projects as a power hitting threat in the middle of the order who can also hit for average. In addition, he brings strong range and athleticism to the third base position.

At Cathedral H.S., Mosey hit consistently for average and power, helping lead his team to a 92-5 record over the course of three seasons. In addition, Cathedral finished as the Indiana 4A Runner-Up his junior and senior seasons. In his senior season, Mosey batted .329 with eight home runs, 27 RBI and a .793 slugging percentage.

Other freshmen competing for playing time include **Conor Biggio** and **Blaise Lezynski**. Biggio's positional versatility will allow him to immediately provide depth for the Irish in both the infield and outfield. While he did not hit for much power at St. Thomas H.S. in Houston, his quick bat speed and smooth swing helped him get on base. During his senior season, he hit .356 with 52 runs scored, helping lead St. Thomas to a TARPS Class 5A State Championship. Biggio's father, Craig, played 20 years for the Houston Astros before retiring in 2007 and is a member of MLB's exclusive 3,000 hit club.

While Lezynski can play third base, he is more likely to help the Irish in the corner outfield and designated hitter roles this season. Lezynski projects as a solid hitter who can develop power as he progresses in his collegiate career.

At Notre Dame H.S. in Lawrenceville, N.J., Lezynski batted .492 with four home runs and 23 RBI during his senior season. In addition, he stole 14 bases in 17 attempts. Lezynski's athleticism was also displayed on the gridiron. He was a strong defensive football player recording 4.5 sacks in only four games, but missed the majority of the 2010 season due to injury.

THE OUTFIELDERS

While not as wide open as the left side of the Irish infield, the outfield starting positions remain unknown and will likely be laden with youth. Three players return from last year's squad with starting experience in the outfield. The 2012 outfield will likely include Jagielo, who started 53 games for the Irish in his freshman season.

Jagiello, who initially played first and third base, saw most of his work in the outfield, starting 30 games in left field and 15 games in center field. He displayed the ability to drive the ball for power and average as a left-handed hitter. As the season progressed, he occupied the third spot in the batting order, coupled with Mancini.

Jagiello finished third in the team with a .269 batting average, and second with five home runs, 28 RBI, and 32 runs scored. In addition, he showed patience at the plate, recording a team high 25 walks to only 30 strikeouts. Defensively, Jagielo made five errors in 136 attempts at four different positions.

Junior **Charlie Markson** or senior **Alex Robinson** are leading candidates to fill the center field starting position with their experience at the position.

Markson will look to improve his batting average in 2012. He appeared in 32 games in 2011 and started 14, including 12 in center. Markson received an unfortunate break in the season opener, when he was hit in the face with a pitch against Michigan State. After being sidelined for three weeks, Markson returned and finished the season with a .244 average with no home runs and five RBI.

Also, Markson struck out nearly once every three plate appearances (16 times in 52 PA). However, he shows ability as a contact hitter who can hit for a high average and has improved during the fall training season.

Meanwhile, the switch-hitting Robinson is the most experienced of the group. He is similar to Markson in that he is a contact, line-drive hitter with speed. Robinson's strength lies in his defense athleticism and strong-throwing arm.

Starting 36 games, including 26 in center, He registered a .979 fielding percentage with only two errors in 92 attempts. In addition, he recorded three assists. However, he looks to improve his skills at the plate as he batted only

OUTFIELDERS (8)

No.	Name	Yr.	B/T	Ht.	Wt.	Hometown (Previous School)
1	Adam Norton**	Jr.	R/R	6-2	190	Highland, IN/Andean
7	Eric Jagielo*	So.	L/R	6-3	215	Downers Grove, IL/Downers Grove North
8	Blaise Lezynski	Fr.	L/R	6-0	200	Netown, PA/Notre Dame H.S. (NJ)
10	Conor Biggio	Fr.	RL/R	5-9	150	Houston, TX/St. Thomas
13	Mac Hudgins	Fr.	B/R	6-0	185	Richmond, VA/Douglas S. Freeman
19	Ryan Bull	Fr.	B/R	6-2	210	Eden Prairie, MN/Eden Prairie
20	Charlie Markson**	Jr.	R/R	6-2	200	Whitefish Bay, WI/Whitefish Bay
32	Alex Robinson***	Sr.	B/R	6-0	170	Dallas, TX/First Baptist Academy

.222. He will also look to reduce his strikeout rate and patience at the plate as he struck out 28 times and walked only five times.

After 2011 senior starting right fielder Herman Petzold graduated, Markson, Robinson or one of four freshman newcomers could fill right field.

Freshman **Mac Hudgins** will provide outfield depth as he projects as a prototypical leadoff hitter and strong defensive outfielder. He attended Douglas S. Freeman H.S. in Richmond, Va., where he was named an all-district outfielder.

Meanwhile, freshman **Ryan Bull** can play either of the corner outfield positions and provide power as a switch-hitter. The graduate of Eaden Prairie H.S. in Minnesota was ranked as a top 500 prospect by Perfect Game in 2011 and named a Central Region All-American.

Also, Biggio and Lezynski possess the ability to play the outfield.

THE PITCHERS

For the second year in a row, the starting rotation is a major question mark for the Irish. However, last season, an unknown rotation due to prior injuries developed into one of the best in the BIG EAST. Dupra, Johnson and Miller anchored the pitching staff, and both Dupra and Johnson were drafted in the 7th and 44th round of the 2011 MLB Draft respectively. Aoki noted that, with the lack of previous starting experience, the rotation would likely be subject to change as the season progresses. On this season's roster, only junior **Adam Norton** possesses 2011 starting experience, having started five games.

Norton can fill roles both on the pitching mound and in the line up. On the mound, while Norton does not overpower hitters with his fast-ball, he mixes his off-speed pitches to pound the strike zone. This has allowed him to maintain an impressive 3.6 strikeout to walk ratio for his Irish career. He also has averaged 7.47 strikeouts per nine innings.

In 2011, Norton appeared in 15 games, starting five, and finished 2-2 with a 3.75 ERA in 48.0

innings. His longest outing of the season occurred against Iowa on March 17 as he pitched 8.0 innings allowing only one earned run with five strikeouts.

Meanwhile, Norton possesses skills on offense as he started 36 games combined at third base and in the designated hitter role. He batted .254 with two home runs and 17 RBI but struggled with plate discipline as he drew three walks to 17 strikeouts.

Senior left-handed pitcher **Steve Sabatino** started 14 games as a member of the 2010 weekend rotation, and he makes his return this season following Tommy John surgery that sidelined him in 2011. Sabatino will be in consideration for a weekend rotation role as well. However, in 2010, he struggled with pitch location in the strike zone and finished the year at 3-7 with a 5.33 ERA in 71.2 innings of work. If Sabatino can harness his low-90s fastball and mix his three pitches effectively, he can be an effective weapon for the Irish rotation.

In addition to Norton, Notre Dame returns an impressive group of relief pitchers from 2011 that will also compete for weekend starting spots. Sophomore right-handed pitchers **Sean Fitzgerald** and **Dan Slania** both were highly rated pitching prospects and pitched well out of the Irish bullpen in 2011.

Fitzgerald effectively pounds the strike zone, and his movement on his fastball makes him a tough study for hitters. In 2011, he led the team with five saves and made 23 appearances on the season, going 1-2 with a 2.38 ERA. In 34.0 innings pitched, he struck out 25 batters. He also improved as the season progressed, finishing with a 1.64 ERA in 13 appearances in BIG EAST play.

Slania, similar to Fitzgerald, also throws strikes, and his tall, 6-5 frame makes him an imposing figure on the mound. Perfect Game recently rated him as the No. 17 MLB prospect in the BIG EAST. Last season, Slania also appeared in 23 games, finishing with a 2-3 record and a 2.35 ERA. He recorded 20 strikeouts to just nine



Senior RHP Will Hudgins, who has made 63 career appearances out of the Irish bullpen, will likely secure a weekend rotation spot.

walks. In big east play, his ERA also dropped to 0.75 as he gave up one earned run in 12.0 innings pitched.

Junior right-hander **Patrick Veerkamp** is also in the mix for a rotation spot, possibly as a mid-week starter. However, he must carry over his improved performance from fall scrimmages as, in 2011, he surrendered seven earned runs in only 4.1 innings of work.

Either Slania or senior co-captain **Will Hudgins** with the other likely filling a possible weekend rotation spot will likely anchor the Irish bullpen. With his competitive mentality and desire to pitch in pressure situations, Hudgins could serve as the team's closer. The right-handed sidewinder had a breakout 2011 campaign, in which he was dominant as a set-up man. In 18 relief appearances, he finished 4-0 with a 1.78 ERA and 18 strikeouts. Opposing batters struggled to reach base against him as they drew only eight walks and hit .222.

The Irish pitching roster will be aided by the healthy return of **Joe Spano** and **Ryan Richter**, two senior left-handers who both missed the entire 2011 season following Tommy John Surgery.

PITCHERS (16)

No.	Name	Yr.	B/T	Ht.	Wt.	Hometown (Previous School)
21	Joe Spano**	Sr.	L/L	5-10	170	Verona, NJ (Seton Hall Prep)
52	Steve Sabatino**	Sr.	L/L	6-2	195	Lockport, IL (Lockport Township)
23	Ryan Richter**	Sr.	L/L	6-4	205	South Bend, IN (St. Joseph's)
18	Sean Fitzgerald*	So.	R/R	6-3	175	McLean, VA (McLean)
37	Kyle Rubbinaccio	Fr.	R/R	6-3	210	Manalpan, NJ (Manalpan)
24	Patrick Veerkamp*	Jr.	R/R	6-3	205	Fort Wayne, IN (Homestead)
45	Will Hudgins*** (C)	Sr.	R/R	6-4	200	Richmond, VA (Douglas Freeman)
27	Breck Ashdown	Jr.	L/R	6-5	215	Tucson, AZ (Catalina Foothills)
36	Pat Connaughton	Fr.	R/R	6-5	205	Danvers, MA (S John's Prep)
40	Dan Slania*	So.	R/R	6-5	275	Tucson, AZ (Salpointe Catholic)
42	Matt Ternowchek	Fr.	R/R	6-5	195	Glenmoore, PA (Downington East)
17	Cristian Torres	Fr.	R/R	6-6	205	Rancho Palos Verdes, CA (Palos Verdes Peninsula)
51	Donnie Hissa	So.	R/R	6-7	245	Iron River, WI (Maple Northwestern)
31	Scott Kerrigan	Fr.	R/R	6-7	215	Saugus, CA (Saugus)
1	Adam Norton**	Jr.	R/R	6-2	190	Highland, IN (Andrean)

Spano will likely compete for a role in the bullpen. He throws a fastball in the high 80s and also features a devastating breaking ball. Controlling his pitching arsenal will be key for Spano, who has issued 37 walks during his 40.2 innings of work in his Irish career. His record is 1-4 with a 5.98 ERA and he has recorded 32 strikeouts.

Richter will look to replicate his successful freshman campaign, which earned him a spot on the Collegiate Baseball Freshman All-America team in 2009. That season, he went 5-2 with a 3.86 ERA in 13 appearances, including three mid-week starts. However, in 2010, his ERA rose to 7.15 as he finished 1-1 in 13 appearances.

Sophomore right-handed hurler **Donnie Hissa** will also look to contribute to the bullpen. While he struggled his freshman season, allowing nine runs in 7.0 innings of work, he brings an imposing 6-7, 245 pound figure to the mound. With offseason strength training and a tweak to his delivery, he hopes to boost his velocity and success on the mound.

The Irish bullpen will be complemented by the addition of five right-handed freshmen, some of who will also compete for mid-week rotation spots. **Scott Kerrigan**, **Kyle Rubbinaccio**, **Matt Temowchek** and **Cristian Torres** look to make immediate impacts in the bullpen while dual-sport athlete **Pat Connaughton** will join the baseball team once basketball season concludes.

Kerrigan was a three-year starter at Saugus H.S. in California before missing his senior season due to an ACL tear. His arm strength and size give him a high ceiling, and he will look to immediately help in a middle relief role.

Rubbinaccio earned first-team All-State Group 4 at Manalapan H.S. in New Jersey. He has a power arm and can also mix in a breaking ball. In his high school career, he went 19-2, including a senior season in which he finished 5-0 with a 1.55 ERA.

Temowchek, from Dowington H.S. in Glenmoore, Pa., earned accolades from the Philadelphia Inquirer as a top five pitcher in Southeast Pennsylvania. His size and strong arm will allow him to compete for innings in the Irish bullpen immediately. His 6-1 record coupled with a 1.61 ERA in his senior season helped lead Dowington to a 16-3 record.

Torres' strong frame (6-6, 205 pounds) and arm strength offer much upside at the collegiate level. At Palos Verdes Peninsula H.S. in California, he finished his senior season with a 7-2 record and 2.13 ERA. He also struck out 55 batters in only 53.2 innings.

Finally, Connaughton, who currently starts as a combo guard-forward on the basketball team, is regarded as one of the top prospects in all of collegiate baseball. His explosive, mid-90s fastball with movement caused Perfect Game to rate him as the No. 4 MLB prospect in the BIG EAST. When he joins the team following the end of basketball season, he will likely contribute

in the bullpen. In his senior season at St. John's Prep in Danvers, Ma., Connaughton was nearly unhittable as he finished 11-2 with a 1.75 ERA and amassed 160 strikeouts in 90 innings.

THE SCHEDULE

Notre Dame has early-season trips to Florida, North Carolina, Texas and Louisiana along with BIG EAST road series at USF, Seton Hall, Georgetown, Villanova and Connecticut.

The four BIG EAST home series for the Irish include games versus Pittsburgh, Cincinnati, St. John's and Rutgers. Notre Dame's home slate features midweek games against traditional non-conference rivals, most notably Eastern Michigan, Toledo, Western Michigan, Central Michigan and Northwestern.

In all, the Irish will play 13 games (St. John's, Seton Hall, Connecticut, Illinois and Texas State) against teams that reached the 2011 NCAA Tournament and that does not include Notre Dame's most high-profile road trip. The Irish will travel to Baton Rouge, La., and Alex Box Stadium to face 2009 NCAA College World Series Champion LSU.

"It is pretty obvious we put together a demanding schedule, especially our non-conference slate to open the year," said second-year head coach Mik Aoki. "We will field a pretty youthful club this spring, but we felt it is important to give those players an good idea about the level of baseball we want to ultimately reach."

Notre Dame opens the 2012 season in the Clearwater/St. Petersburg, Fla., area for the fourth annual Big Ten-BIG EAST Baseball Challenge on Feb. 17-19. The Irish play at 1:00 p.m. ET on Friday against Illinois at the Walter Fuller Complex, 10:00 a.m. ET on Saturday against Iowa at Jack Russell Memorial Stadium and at 10:00 a.m. ET on Sunday against Purdue at Al Lang Stadium.

Notre Dame hits the road the following weekend (Feb. 25-26) for the USA Baseball National Training Complex in Cary, N.C. The Irish will play host to Hofstra in a non-conference three-game tilt. The series opens with a doubleheader at 12:05 p.m. ET on Saturday and concludes at 12:05 p.m. ET on Sunday.

Notre Dame then heads to the city of San Marcos and the great state of Texas (March 2-4) for a three-game set with three-time defending Southland Conference champion Texas State. The Bobcats went 1-2 in the Austin Regional a year ago - defeating Princeton, 3-1, and dropping an extra-inning game to Kent State (4-2, 11) and a one-run affair to host Texas (4-3). Texas State and the Irish will open the series at 6:30 p.m. CT on Friday, which will be followed by contests at 6:30 p.m. CT on Saturday and 1:00 p.m. CT on Sunday.

Notre Dame's difficult non-conference slate grows exponentially the following weekend (March 10-12) when the Irish travel to six-time NCAA CWS champion LSU. The Tigers have reached the NCAA regionals in 23 of the last 27 years and advanced to Omaha 15 times along

the way. The weekend in the bayou will also feature a reunion, as the Irish will play Mainieri for the first time since he took over the LSU program in June 2006.

Notre Dame opens its spring break with a matchup against rival Michigan on Saturday at 1:00 p.m. CT. The Irish then play a day-night doubleheader with the Wolverines (10:30 a.m. CT) and LSU (3:00 p.m. CT) on Sunday. Notre Dame closes the tournament with the host Tigers on Monday at 6:30 p.m. CT before hopping on a bus and heading back to Texas for their annual trip to San Antonio (March 14-18).

Notre Dame faces Texas-San Antonio (6:05 p.m. CT) on Wednesday at Wolff Stadium before it plays host to the Irish Baseball Classic over the weekend. The rest of the field includes Houston Baptist (4:05 p.m. CT, Thursday), Kansas (12:05 p.m. CT, Friday) and Indiana State (12:05 p.m. CT, Saturday). The Irish will play a fourth game that weekend against one of the previous three schools depending on their round-robin finish (11:05 a.m. CT, Sunday).

Each of the 12 BIG EAST baseball teams is again scheduled to play nine others in three-game series (Notre Dame will not face West Virginia or Louisville in the 2012 regular season). All but one of the series involving Notre Dame will be three-day series, with a nine-inning doubleheader scheduled for April 5 at Seton Hall over Easter weekend (series concludes on Sat., Apr. 7). Fans are reminded that the road series versus Georgetown (Bethesda, Md./Povich Field; April 20-22) and Villanova (Plymouth Meeting, Pa./Villanova Ballpark; May 4-6) are played at off-campus venues.

In addition to those games mentioned above, dates for Notre Dame's other BIG EAST road series include March 30-April 1 at USF and May 17-19 at Connecticut. The BIG EAST home series are March 23-25 vs. Pittsburgh, April 13-15 vs. Cincinnati, April 27-29 vs. St. John's and May 11-13 vs. Rutgers.

The BIG EAST Tournament again will be played under an eight-team format from May 23-27, at Bright House Networks Field in Clearwater, Fla. The format will mirror the College World Series with two four-team brackets playing double-elimination games on the first four days. The bracket winners then will meet in a single title game on May 27.

The 2012 NCAA Regionals are scheduled for June 1-4, with the Super Regionals set for June 7-10. The College World Series will take place June 15-26 at TD Ameritrade Park in Omaha, Neb.

ALL IRISH BASEBALL GAMES TO BE BROADCAST LIVE ON RADIO IN SOUTH BEND

For the 11th consecutive season, the Notre Dame baseball program has arranged for a broadcast schedule that will provide commercial-station radio coverage of the entire 56-game regular-season schedule (and all postseason). The 2012 season continues its relationship with LeSEA Broadcasting Network and the South Bend station WHME 103.1 FM, which reaches a listening audience of approximately 1.5 million people across northern Indiana and southwest Michigan.

All radio broadcasts also can be heard live on the internet via real-audio software programs, with a link available on the Notre Dame athletic website (www.und.com).

The Notre Dame athletics department again will place real-time GameTracker baseball statistics on the website during all 2012 home and most road games.

The primary voice of Irish baseball for the upcoming campaign is WHME sports director Chuck Freeby, his fourth year broadcasting games for Notre Dame.

An award-winning journalist, Freeby has received honors for his reporting in both news and sports.

Born in South Bend, Indiana, he is a 1982 graduate of Elkhart Central High School. In 1986, he received a B.A. in American Studies from the University of Notre Dame. Upon graduation, he served as a sportscaster for WTRC Radio in Indiana, producer

for WGN Radio in Chicago, an assistant producer for ESPN Sports and a sportswriter for The Elkhart Truth...all at the same time. For 17 years, he received local acclaim as a sports anchor/reporter at WNDU-TV in South Bend, where Chuck pioneered the station's prep sports coverage.

Now, in addition to his Harvest Show duties, Chuck serves as sports director at LeSEA's South Bend affiliate, WHME, where he calls play-by-play on the high school football and basketball "Game of the Week," various college sports events, serves as host for Notre Dame coaches' shows and provides morning sports reports on Pulse FM.

Chuck and his wife, Diane, have six children and live in South Bend.

MEDIA FOLLOWING THE IRISH

PRINT MEDIA

South Bend Tribune

225 West Colfax Avenue
South Bend, IN 46626
(574) 235-6161, FAX (574) 235-6091
Bill Bilinski (Sports Editor),
Curt Rallo (Beat Writer)

Associated Press

South Bend Tribune Building
225 West Colfax Avenue
South Bend, IN 46626
(574) 288-1649, FAX (574) 236-1765
Mark Bradford (Beat Writer)

Irish Sports Report

225 West Colfax Avenue
South Bend, IN 46626
(574) 235-6470, FAX (574) 235-6091
Bob Wieneke (Managing Editor)

Blue & Gold Illustrated

1605 North Home Street
Mishawaka, IN 46545
(574) 255-9800, FAX (574) 255-9700
Lou Somogyi (Associate Editor)
Wes Morgan (Beat Writer)

Notre Dame Observer

(University daily newspaper)
South Dining Hall
Notre Dame, IN 46556
(574) 631-7471, FAX (574) 631-6927

Notre Dame Scholastic

(University weekly magazine)
South Dining Hall
Notre Dame, IN 46556
(574) 631-7569

The Dome

(University yearbook)
South Dining Hall
Notre Dame, IN 46556
(574) 631-7524

Irish Eyes Magazine

21 Merriam Way
Upton, MA 01568
(508) 529-6781, FAX (508) 519-6553
Alan Tieuli (Editor), Denise Skwarcan

ELECTRONIC MEDIA

Irish Illustrated

(574) 288-0329; (574) 286-1652
Tim Prister (Beat Writer)

Irish Sports Daily

(574) 276-3234; (574) 520-2066
Bryan Driskell (Beat Writer)
Sean Stires (Beat Writer)

TELEVISION

WBND-TV (ABC)

53550 Generations Drive
South Bend, IN 46635
(574) 344-5557, FAX (574) 344-5094
Emily Pritchard (Sports Director)

WHME-TV (LeSEA)

61300 Ironwood Road
South Bend, IN 46614
(574) 291-8200
Fax (574) 291-9043
Chuck Freeby (Sports Director)
Bob Nagle

WNDU-TV (NBC)

P.O. Box 1616
South Bend, IN 46634
(574) 631-1616, FAX (574) 631-2916
Jeff Jeffers (Sports Director)
Angelo DiCarlo

WSBT-TV/Radio (CBS)

300 West Jefferson
South Bend, IN 46601
(574) 233-3141, FAX (574) 288-6630
Pete Byrne (Sports Director)
David McCoy

WSJV-TV (FOX)

58096 County Road 7 South
Elkhart, IN 46514
(574) 679-4545, 293-9227, FAX (574) 294-1324
Dean Huppert (Sports Director)
Allison Hayes

RADIO

WHME 103.1 FM (flagship)

61300 Ironwood Road
South Bend, IN 46614
(574) 291-8200
Fax (574) 291-9043
Chuck Freeby (Sports Director)
Bob Nagle

WSBT-AM

1301 E. Douglas Road
Mishawaka, IN 46545
(574) 233-3141
Fax (574) 288-6630
Darin Pritchett, Rick Carter

WNDV-FM Radio

3371 Cleveland Road Extension
Suite 310
South Bend, IN 46628
(574) 273-9300

WVFI-AM

University of Notre Dame
P.O. Box 532
Notre Dame, IN 46656
(574) 631-5379

UNIVERSITY/CONFERENCE

Notre Dame Media Relations

112 Joyce Center - 2nd Floor
Notre Dame, IN 46556-5678
(574) 631-7516, Fax (574) 631-7941
Michael Bertsch
mberts1@nd.edu
www.und.com

BIG EAST Conference Office

56 Exchange Terrace
Providence, RI 02903
(401) 272-9108/453-0660
Fax (401) 751-8540
Jared Hager
jhager@bigeast.org
www.bigeast.org

Fighting Irish Digital Media

Notre Dame Stadium, 4th Floor
Notre Dame, IN 46556
Dan Skendzel (program director)
Jack Nolan (director - media productions)
Alan Wasielewski (producer)
Gary Paczesny (associate producer)
(574) 631-2235 (Wasielewski)
(574) 631-2238 (Nolan)
(574) 631-3505 (Paczenny)





GIVE A GIFT *and* LEAVE A LEGACY

Over 650 student-athletes on 26 varsity teams excelling in academics, spirituality, community service and athletics - all made possible courtesy of the generous alumni, parents and friends who support Notre Dame's first athletics annual fund - the Rockne Heritage Fund.

The culmination of these gifts assists the University in underwriting athletics scholarships that are the lifeblood of every program that wants to recruit the best and the brightest and compete for national championships.

Our work has just begun. Scholarships are one of the largest line items in the department of athletics operating budget, accounting for roughly \$14 million annually.

Director's Circle

Members donating to the Rockne Heritage Fund at the \$1,500, \$5,000, \$10,000 and \$25,000 levels, receive a corresponding benefits package.


For more information on the attractive football ticket benefit, visit our website: und.com/rockneheritagefund.

Make a Gift Today

- Send a check payable to the Rockne Heritage Fund; P.O. Box 519; Notre Dame, IN 46556.
- Visit online: supporting.nd.edu and include "Rockne Heritage Fund" in the comments section.
- Please specify if your employer has a matching gift program.
- Notre Dame employees may request a payroll deduction form.
- All contributions to the Rockne Heritage Fund are credited toward eligibility in the football ticket lottery.

Contact Information

Mary C. Rattenbury
Manager, Rockne Heritage Fund
574.631.9443 • rocknede@nd.edu
und.com/rockneheritagefund
twitter.com/NDRockneFund




PURCELL PAVILION AT THE JOYCE CENTER



UNIVERSITY OF NOTRE DAME

FIGHTING IRISH



ND

STUDENT-ATHLETES

Sophomore 1B Trey Mancini captured the Notre Dame triple crown in 2011. The 2011 BIG EAST Rookie of the Year led the Irish with a .323 batting average, nine home runs and 34 RBI. Mancini was placed on the preseason all-BIG EAST squad by the coaches and Baseball America. He was also listed as the eighth-best MLB prospect in the conference by Perfect Game.



#27 BRECK
ASHDOWN



Tucson, AZ (Catalina Foothills)

JR	RHP/1B	L/R	6-5	215
----	--------	-----	-----	-----

AT NOTRE DAME: Big, strong frame with good athleticism ... Impressed on the mound using a 3/4 arm angle to top out at 90 mph ... owns a nice slider that can throw for strikes to keep hitters off balance ... has ability to contribute at the plate but concentrated on pitching this fall.

SOPHOMORE SEASON (2011): Sat out the season due to the NCAA transfer rules.

FRESHMAN SEASON (2010): Did not see any game action at Oregon State.

PREP & PERSONAL: Lettered three years in baseball for head coaches Jeff Fowler and Lance Robertson ... served as captain of baseball team ... during his tenure at Catalina Foothills, was named a *Louisville Slugger* and Under Armour Preseason All-American ... earned all-region honors his sophomore, junior and senior years ... named all-Southern Arizona his junior and senior years ... as a junior, batted .422 with 22 RBI, 10 doubles, three triples and four home runs ... 2008 Team One West Top Ten player (ranked No. 2) ... was rated as the nation's No. 52 infielder by PGCrossChecker.com, which also had him as the No. 8 player in the state of Arizona ... as a sophomore, hit .339 with 20 RBI, two doubles, a triple and two home runs ... also lettered for three seasons in football as the team's quarterback ... earned All-Region honors in football his junior and senior seasons and was named Offensive Player of the Year his senior season ... born Apr. 29, 1991, in Durham, N.C. ... son of Kristin and Boyd Ashdown ... brother, Brayden ('10), earned four baseball monograms for the Irish from 2007-10 ... full name is Breck William Ashdown ... enrolled in the College of Arts and Letters as an american studies major.



#11 TOMMY CHASE

Cohasset, MA (Boston College HS)



SR	INF	R/R	5-10	175
----	-----	-----	------	-----

AT NOTRE DAME: Co-captain with fellow senior Will Hudgins ... two-year monogram winner enters his senior season with a .143 career batting average ... has added six runs, one RBI, three walks, one sacrifice hit and one stolen base in 17 games (four starts) ... quintessential "program" type kid ... phenomenal student-athlete ... widely respected by the coaching staff and teammates ... viewed as a leader by his teammates despite his limited playing time ... as committed to the program as any member of the team ... missed the entire 2010 season following offseason knee surgery ... scrappy, aggressive middle infielder along the lines of former Irish shortstop Brett Lilley ('07) ... has the versatility to play anywhere in the infield ... carried a 3.581 cumulative GPA into the '12 spring semester.

JUNIOR SEASON (2011): Appeared in 11 games and started one for the Irish ... went hitless in seven at-bats with four runs, two walks and one stolen base ... scored two runs, including the gamewinning tally; also drew a walk in a pinch-hit opportunity and came around to score in the walk-off victory on Mar. 15 vs. UTSA ... drew a walk and came around to score on Mar. 18 vs. Iowa ... scored following Trey Mancini's three-run home run in the bottom of the eighth inning of a 5-4 victory over Seton Hall on May 1 ... started at second base vs. Michigan on May 3.

SOPHOMORE SEASON (2010): Missed the season following offseason knee surgery, which also forced him to miss fall practice and the Blue-Gold World Series.

FRESHMAN SEASON (2009): Appeared in six games and started three for the Irish (all at second base) ... batted .286 (26-for-7) with two runs, one RBI, one walk and one sacrifice hit ... went 0-for-2 with a walk in first career start (Mar. 11 vs. Grambling) and went 2-for-4 with a run scored and RBI in his only other start of season (Mar. 24 vs. Central Michigan) ... scored a run against Oakland on Mar. 25 ... committed two errors in 18 fielding chances.

PREP & PERSONAL: Helped lead Boston College High School to the state semifinals in 2006 and 2007 ... played for coach Norm Walsh at BCHS ... also has played AAU ball with the South Shore Seadogs (coach by Ryan Morgan) and American Legion with Post 118 (coached by Bill Signorelli) ... attended Notre Dame Baseball Camp in the summer of 2007 ... received 2007 scholar-athlete award ... a Fulton Scholarship recipient at BCHS ... also a high-honor roll student all four years and member of the National Honor Society ... his father Mark Chase is a 1978 Notre Dame graduate while his sister Jacqueline Chase currently is a senior at Notre Dame and a member of the sailing club ... his mother (Laura Chase) played basketball at the University of Alabama ... born Oct. 28, 1989 ... son of Mark and Laura Chase ... full name is Thomas Joseph Chase ... enrolled in the Mendoza College of Business as an accounting major.

CHASE'S CAREER STATS VS. BIG EAST (INCLUDES POSTSEASON)

	AVG.	GP-GS	AB	R	H	2B	3B	HR	RBI	BB	HBP	SB
Louisville	.000	1-0	0	0	0	0	0	0	0	0	0	0-0
Seton Hall	.000	1-0	0	1	0	0	0	0	0	0	0	0-0
St. John's	.000	1-0	1	0	0	0	0	0	0	0	0	0-0
West Virginia	.000	1-0	1	0	0	0	0	0	0	0	0	0-0

CHASE'S CAREER STATS

		OVERALL													
Year	AVG	GP-GS	AB	R	H	2B	3B	HR	RBI	TB	SLG%	BB	HBP	SO	GDP
2009	.286	6-3	7	2	2	0	0	0	1	2	.286	1	3	2	0
2011	.000	11-1	7	4	0	0	0	0	0	0	.000	2	0	4	0
TOTAL	.143	17-4	14	6	2	0	0	0	1	2	.143	3	3	6	0
		BIG EAST													
Year	AVG	GP-GS	AB	R	H	2B	3B	HR	RBI	TB	SLG%	BB	HBP	SO	GDP
2011	.000	4-0	2	1	0	0	0	0	0	0	.000	0	0	2	0



CHASE'S BIG EAST CAREER HIGHS

Hits: None
Doubles: None
Triples: None
Home runs: None
Total bases: None
RBI: None
Runs: 1, vs. Seton Hall (May 1, 2011)
Walks: None
Hit by pitch: None
Struck out: 1, twice (last time at St. John's, Apr. 21, 2011)
Sac flies: None
Sac bunts: None
At-bats: 1, twice (last time at St. John's, Apr. 21, 2011)
Stolen bases: None
Caught stealing: None
Fielding chances: 2, vs. West Virginia (Apr. 17, 2011)
Putouts: 1, vs. West Virginia (Apr. 17, 2011)
Assists: 1, twice (last time at St. John's, Apr. 21, 2011)

CHASE'S OVERALL CAREER HIGHS

Hits: 2, vs. Central Michigan (Mar. 24, 2009)
Doubles: None
Triples: None
Home runs: None
Total bases: 2, vs. Central Michigan (Mar. 24, 2009)
RBI: 1, vs. Central Michigan (Mar. 24, 2009)
Runs: 2, vs. Texas-San Antonio (Mar. 15, 2011)
Walks: 1, three times (last vs. Iowa, Mar. 18, 2011)
Hit by pitch: 2, vs. Oakland (Mar. 25, 2009)
Struck out: 1, six times (last time vs. Michigan State, May 17, 2011)
Sac flies: None
Sac bunts: 1, vs. Oakland (Mar. 25, 2009)
At-bats: 4, vs. Central Michigan (Mar. 24, 2009)
Stolen bases: 1, vs. Iowa (Mar. 17, 2011)
Caught stealing: None
Fielding chances: 12, vs. Oakland (Mar. 25, 2009)
Putouts: 2, three times (last at Michigan, May 3, 2011)
Assists: 9, vs. Oakland (Mar. 25, 2009)
On-Base Streak: 3, Mar. 11 - Mar. 25, 2009
Hitting Streak: 1, Mar. 24, 2009



#35 FRANK DESICO

Cleveland, OH (St. Ignatius)

JR	INF	R/R	5-9	190
----	-----	-----	-----	-----

AT NOTRE DAME: Two-year monogram winner enters his junior season with a .285 career batting average, one home run and 36 RBI ... has added 52 runs scored, 11 doubles, 37 walks, three sacrifice flies, 15 sacrifice bunts and 17 stolen bases (24 attempts) in 101 games (98 starts) ... in BIG EAST games, owns a career .279 batting average with three doubles and 21 RBI ... has added 28 runs scored, three doubles, 19 walks, one hit by pitch, two sacrifice flies, one sacrifice bunt and 11 stolen bases (14 attempts) in 53 games (53 starts) ... an all-out, 'Charlie Hustle' type player ... does not possess one significantly above average tool, but add up the some of his parts and find a good, solid all-around college baseball player ... can play any infield position ... carried a 3.211 cumulative GPA into the '12 spring semester.

FRESHMAN SEASON (2010): Started 85 straight games at second base for Notre Dame from Mar. 6, 2010 - May 1, 2011 ... the 85 consecutive starts at second base were the most for an Irish player since Steve Sollman made 86 straight starts at second from Mar. 30, 2002 - Apr. 22, 2003 ... streak ended on May 3 against Michigan ... appeared in 51 games and started 51 for the Irish, each at second base ... batted .237 (46-for-194) with 23 runs scored, five doubles and 11 RBI ... added 23 walks, one hit by pitch, one sacrifice fly, eight sacrifice bunts and 13 stolen bases in 19 attempts ... recorded 51 total bases, posted a .263 slugging percentage and .320 on-base percentage ... posted a .973 fielding percentage ... committed eight errors on 293 fielding chances with 161 assists, 124 putouts and participated in 29 double plays ... ranked in the top five on the Irish in stolen bases (first), stolen base attempts (first), fielding assists (first), fielding double plays (second) plate appearances (second), walks (tied for second), at bats (third), runs scored (third), fielding chances (third), hits (fourth), putouts (fourth), sacrifice bunts (tied for fourth), total bases (fifth), batting (fifth), on-base percentage (fifth) and games started (tied for fifth) ... saw action in all 26 BIG EAST games and started each of them ... batted .236 (25-for-106) with 11 runs scored and six RBI ... added 11 walks, one hit by pitch, one sacrifice fly, three sacrifice bunts and eight stolen bases in 11 attempts ... recorded 25 total bases, posted a .236 slugging percentage and .311 on-base percentage ... hit .239 (21-for-88) with 12 runs scored, five doubles, five RBI, 12 walks, five sacrifice bunts and five stolen bases in eight attempts in non-conference games ... batted .333 (7-for-21) with three runs scored, two doubles, three RBI, two walks, two sacrifice bunts and one stolen base in one attempt in the month of February ... hit .242 (15-for-62) with seven runs scored, three doubles, two RBI, 10 walks, one hit by pitch, three sacrifice bunts and five stolen bases in seven attempts in the month of Mar. ... batted .207 (12-for-58) with five runs scored, six RBI, four walks, one sacrifice fly, two sacrifice bunts and six stolen bases in nine attempts in the month of Apr. ... hit .226 (12-for-53) with eight runs scored, four RBI, seven walks, one sacrifice fly, two sacrifice bunts and one stolen base in two attempts in the month of May ... batted .253 (19-for-75) with 11 runs scored, five RBI, eight walks, one hit by pitch, two sacrifice bunts and five stolen bases in nine attempts in home games ... hit .241 (14-for-58) with three runs scored, three doubles, two RBI, nine walks, one sacrifice fly, two sacrifice bunts and five stolen bases in six attempts in road games ... batted .213 (19-for-89) with 12 runs scored, two doubles, six RBI, 13 walks, one hit by pitch, one sacrifice fly, three sacrifice bunts and four stolen bases in five attempts in Irish victories ... hit .238 (35-for-147) with 17 runs scored, four doubles, eight RBI, 17 walks, one hit by pitch, one sacrifice fly, eight sacrifice bunts and 10 stolen bases in 13 attempts in day games ... batted .234 (11-for-47) with six runs scored, one double, three RBI, six walks and three stolen bases in six attempt in night games ... hit .237 (46-for-194) with 23

runs scored, five doubles, 11 RBI, 23 walks, one hit by pitch, one sacrifice fly, eight sacrifice bunts and 13 stolen bases in 19 attempts in games started ... batted .275 (14-for-51) against left-handed pitching ... hit .224 (32-for-143) against right-handed pitching ... batted .209 (14-for-67) with runners on base ... hit .252 (32-for-127) with bases empty ... went 0-for-3 (.000) with the bases loaded ... reached base 24 times out of a possible 78 (.308) when leading off an inning ... batted .200 (10-for-50) with runners in scoring position ... successful on five of 10 RBI opportunities with a runner on third base and less than two outs ... advanced 40 base runners on 82 attempts, good for a percentage of .488 ... totaled six RBI and batted .182 (10-for-55) with two outs ... registered 12 multi-hit games, including one three-hit game (Mar. 20 vs. Gonzaga) ... Notre Dame went 23-27-1 when DeSico started ... the Irish went 20-22-1 when DeSico led off, 0-2 when he batted sixth, 2-1 when he hit seventh and 1-2 when he batted eighth.

FRESHMAN SEASON (2010): Recorded three four-hit games, the last Irish player to have more games in a season with four or more hits was Craig Cooper in 2006 (three four-hit games, one five-hit game) ... the trio of four-hit games also came in a 20-game stretch, the shortest span for three games with four or more hits since A.J. Pollock had three four-hit games in a 17-game span in 2008 (Mar. 4 vs. Maine, Mar. 26 vs. Milwaukee, and Mar. 30 vs. Cincinnati) ... started the final 47 games of the season at second base for the Irish, the last 32 of which were error-free ... closed the season with 155 consecutive chances without an error, last making a miscue in the first game of the doubleheader with USF on Mar. 27 ... appeared in 50 games and started 47 for the Irish, each at second base ... batted .333 (63-for-189), second-best on the team, with 29 runs scored, six doubles, one home run and 25 RBI ... added 14 walks, one hit by pitch, two sacrifice flies, seven sacrifice bunts and four stolen bases in five attempts ... recorded 72 total bases, posted a .381 slugging percentage and .379 on-base percentage ... recorded a .980 fielding percentage ... committed five errors on 244 fielding chances with 142 assists, 97 putouts and participated in 25 double plays ... ranked in the top five on the Irish in sacrifice bunts (first), games played (second), hitting (second), assists (second), hits (tied for second), stolen bases (third), plate appearances (third), at bats (third), on-base percentage (third), fielding double plays (third), runs scored (tied for third), RBI (fourth), total bases (fourth), walks (fourth), games started (fourth), fielding chances (fourth) and putouts (fourth) ... saw action in all 27 BIG EAST games and started each of them ... batted team-high .319 (36-for-113) with 17 runs scored, three doubles and 15 RBI ... added eight walks, one sacrifice fly, two sacrifice bunts and three stolen bases in three attempts ... recorded 39 total bases, posted a .345 slugging percentage and .361 on-base percentage ... hit .355 (27-for-76) with 12 runs scored, three doubles, one home run, 10 RBI, six walks, one hit by pitch, one sacrifice fly, five sacrifice bunts and one stolen base in two attempts in non-conference games ... batted .250 (1-for-4) with one run scored and walk in the month of February ... hit .321 (17-for-53) with eight runs scored, four doubles, six RBI, three walks, one hit by pitch, sacrifice fly, five sacrifice bunts and no stolen bases in one attempt in the month of Mar. ... batted .361 (30-for-83) with 17 runs scored, two doubles, one home run, 16 RBI, six walks, a sacrifice fly, sacrifice bunt and three stolen bases in three attempts in the month of Apr. ... hit .306 (15-for-49) with three runs scored, three RBI, four walks, one sacrifice bunt and one stolen base in one attempt in the month of May ... batted team-best .356 (32-for-90) with 10 runs scored, two doubles, one home run, 13 RBI, four walks, one hit by pitch, one sacrifice fly, three sacrifice bunts and two stolen bases in two attempts in home games ... hit .288 (21-for-73) with 15 runs scored, three doubles, eight RBI, seven walks, one sacrifice fly, three sacrifice bunts and one stolen base in one attempt in road games ... batted team-best .403 (31-for-77) with 19 runs scored, one double, home run, 14 RBI, nine walks, one sacrifice fly, two sacrifice bunts and two stolen bases in three attempts in Irish victories ... hit .307 (35-for-114), second-best on the team, with 18 runs scored, four doubles, 13 RBI, 12 walks, one hit by pitch, sacrifice fly, five sacrifice bunts and three stolen bases in four attempts in day games ... batted .373 (28-for-75), second-best on the team, with 11 runs scored, two doubles, one home run, 12 RBI, two walks, one sacrifice fly, two sacrifice bunts and one stolen base in one attempt in night games ... hit team-best .335 (62-for-185) with 28 runs scored, six doubles, one home run, 25 RBI, 13 walks, one hit by pitch, two sacrifice flies, seven sacrifice bunts and four stolen bases in five attempts in games started ... went 1-for-4 (.250) with one run scored and walk when coming off the Irish bench ... batted .431 (22-for-51), second-best on the team, against left-handed pitching ... hit .354 (29-for-82) with runners on base ... went 3-for-5 (.600) with the bases loaded ... went 0-for-1 (.000)

DESICO'S CAREER STATS

OVERALL																
Year	AVG	GP-GS	AB	R	H	2B	3B	HR	RBI	TB	SLG%	BB	HBP	SO	GDP	OB%
2010	.333	50-47	189	29	63	6	0	1	25	72	.381	14	1	18	1	.379
2011	.237	51-51	194	23	46	5	0	1	11	51	.263	23	1	19	0	.320
TOTAL	.285	101-98	383	52	109	11	0	1	36	123	.321	37	2	37	1	.348
BIG EAST																
Year	AVG	GP-GS	AB	R	H	2B	3B	HR	RBI	TB	SLG%	BB	HBP	SO	GDP	OB%
2010	.319	27-27	113	17	36	3	0	0	15	39	.345	8	0	8	0	.361
2011	.236	26-26	106	11	25	0	0	0	6	25	.236	11	1	12	0	.311
TOTAL	.279	53-53	219	28	61	3	0	0	21	64	.292	19	1	20	0	.336

as a pinch hitter ... batted .341 (15-for-44) with runners in scoring position ... successful on 13 of 16 RBI opportunities with a runner on third base and less than two outs ... advanced 59 base runners on 96 attempts, good for a team-best percentage of .615 ... totaled seven RBI and batted .265 (13-for-49) with two outs ... registered 18 multi-hit games, tied for second-best on the team, including a pair of three-hit games (Mar. 12 vs. Pacific; Apr. 23 vs. Cincinnati) and a trio of four-hit outings (Apr. 6 vs. Oakland; Apr. 30 vs. St. John's; May 8 at West Virginia) ... recorded eight multi-RBI games (Mar. 12 vs. Pacific; Mar. 23 vs. Ball State; Apr. 3 at Georgetown; Apr. 06 vs. Oakland; Apr. 10 vs. Rutgers; Apr. 16 at Seton Hall; Apr. 27 vs. Toledo; Apr. 30 vs. St. John's), which ranked tied for second on the Irish ... Notre Dame went 18-29 when DeSico started... the trio went 1-2 when DeSico led off, 13-17 when he batted second, 4-8 when he hit seventh and 0-2 when he batted ninth ... went 0-for-1 as a pinch hitter.

PREP & PERSONAL: Three-year starter and four-year letterwinner at St. Ignatius High School ... batted .440 with two home runs, 16 doubles and 24 stolen bases as a senior ... equaled his own school record with 51 hits ... 24 steals ranked second to his own record of 27 set one season earlier ... named first team all-state ... served as captain ... named Under Armour and Louisville Slugger All-American ... helped St. Ignatius to the state semifinals in baseball ... also helped them capture a state football championship as a slot back ... batted .420 and set school records with 27 stolen bases, 51 hits and 83 runs scored as a junior ... also added six home runs in 2008 ... earned all-conference honors as both a sophomore and junior ... helped Wildcats to a pair of appearances in the Ohio High School State semifinals, including a runner-up finish last spring ... as a sophomore, hit .350 with 15 stolen bases ... received Gold Glove Award in South Carolina as sophomore in South Carolina Classic during spring break ... rated as a Perfect Game top prospect as well as Under Armour top prospect ... entered senior season (2009) as a Under Armour pre-season All-American ... also plays football at St. Ignatius and helped them capture the 2008 Ohio High School State Championship as a slot receiver and punt returner (recorded three punt returns for touchdown) ... posted a 4.1 cumulative grade point average ... member of the National Honor Society and received the Michelson-Morley Award for mathematics and science ... born Dec. 31, 1990 ... son of Kevin and Mary DeSico ... full name is Frank Kevin DeSico ... enrolled in the Mendoza College of Business as a marketing major.



DESICO'S CAREER STATS VS. BIG EAST (INCLUDES POSTSEASON)

	AVG.	GP-GS	AB	R	H	2B	3B	HR	RBI	BB	HBP	SB
Cincinnati	.417	3-3	12	3	5	0	0	0	1	1	0	1-1
Connecticut	.100	5-5	20	3	2	0	0	0	1	2	0	2-3
Georgetown	.269	6-6	26	7	7	1	0	0	4	3	1	3-3
Louisville	.182	6-6	22	0	4	0	0	0	1	3	0	0-0
Pittsburgh	.214	3-3	14	1	3	0	0	0	0	1	0	3-3
Rutgers	.286	6-6	28	1	8	1	0	0	4	1	0	0-0
Seton Hall	.333	6-6	24	2	8	0	0	0	3	4	0	0-1
St. John's	.318	5-5	22	1	7	0	0	0	3	0	0	1-1
USF	.250	6-6	20	6	5	1	0	0	2	2	0	0-0
Villanova	.250	3-3	12	1	3	0	0	0	1	2	0	0-0
West Virginia	.333	7-7	30	5	10	0	0	0	2	1	0	2-4

DESICO'S OVERALL CAREER HIGHS

Hits: 4, three times (last time at West Virginia, May 8, 2010)
Doubles: 1, 11 times (last time at UTSA, Mar. 15, 2011)
Triples: None
Home runs: 1, vs. Oakland (Apr. 6, 2010)
Total bases: 7, vs. Oakland (Apr. 6, 2010)
RBI: 2, eight times (last time vs. St. John's, Apr. 30, 2010)
Runs: 3, twice (last time vs. Purdue, February 19, 2011)
Walks: 3, at UTSA (Mar. 15, 2011)
Hit by pitch: 1, twice (last time vs. Georgetown, Mar. 26, 2011)
Struck out: 3, at Louisville (May 20, 2011)
Sac flies: 1, three times (last time at Rutgers-1, May 7, 2011)
Sac bunts: 2, vs. Michigan State (February 18, 2011)
At-bats: 6, three times (last time at Rutgers, May 8, 2011)
Stolen bases: 3, at Pittsburgh (Apr. 1, 2011)
Caught stealing: 1, seven times (last time vs. Connecticut, May 25, 2011)
Fielding chances: 12, vs. Gonzaga (Mar. 20, 2011)
Putouts: 6, at Villanova (May 14, 2010)
Assists: 6, twice (last time vs. Gonzaga, Mar. 20, 2011)
On-Base Streak: 13, Mar. 27 - Apr. 20, 2010
Hitting streak: 10, Mar. 27 - Apr. 16, 2010

DESICO'S BIG EAST CAREER HIGHS

Hits: 4, twice (last time at West Virginia, May 8, 2010)
Doubles: 1, three times (last time vs. Rutgers, Apr. 11, 2010)
Triples: None
Home runs: None
Total bases: 4, at West Virginia-2 (May 8, 2010)
RBI: 2, four times (last time vs. St. John's, Apr. 30, 2010)
Runs: 3, at Georgetown (Apr. 2, 2010)
Walks: 2, three times (last time at Louisville, May 21, 2011)
Hit by pitch: 1, vs. Georgetown (Mar. 26, 2011)
Struck out: 3, at Louisville (May 20, 2011)
Sac flies: 1, twice (last time at Rutgers-1, May 7, 2011)
Sac bunts: 1, five times (last time vs. USF-1, May 14, 2011)
At-bats: 6, three times (last time at Rutgers, May 8, 2011)
Stolen bases: 3, at Pittsburgh (Apr. 1, 2011)
Caught stealing: 1, three times (last time vs. Connecticut, May 25, 2011)
Fielding chances: 10, twice (last time at Seton Hall, Apr. 18, 2010)
Putouts: 6, at Villanova (May 14, 2010)
Assists: 6, three times (last time vs. USF, May 13, 2011)



#18 SEAN FITZGERALD



McLean, VA (McLean)

SO	RHP	R/R	6-3	175
----	-----	-----	-----	-----

AT NOTRE DAME: One-year monogram winner that enters sophomore season with a 2.38 career ERA and 1-2 record with five saves, plus 25 strikeouts, seven walks and 27 hits allowed (.218 opponent batting average) in 23 appearances (no starts) and 34.0 innings (two hit batters, one wild pitch, three home runs allowed) ... in BIG EAST games, owns a 1.64 career ERA and 1-1 record with five saves, plus 14 strikeouts, two walks and 16 hits allowed (.203 opponent batting average) in 13 appearances (no starts) and 22.0 innings (one hit batter, no home runs allowed) ... averaging 6.62 strikeouts and 1.85 walks per 9.0 innings pitched as well as a 3.6 strikeout-to-walk ratio in his career ... pitched exclusively out of the Irish bullpen as a freshman ... candidate for weekend starter this season ... polished and owned a mookie on the mound that made him ready to pitch at the college level right away ... great movement on all of his pitches, especially his fastball, and throws a ton of strikes ... extremely athletic pitcher who can field his position ... rated as the No. 33 MLB prospect in the BIG EAST by Perfect Game ... carried a 3.022 cumulative GPA into the '12 spring semester.

FRESHMAN SEASON (2011): Made 23 appearances out of the Irish bullpen ... served as top setup man and co-closer ... his 23 appearances were tied for the most by any pitcher on the staff ... went 1-2 with a 2.38 earned run average and five saves in 34.0 innings of work ... allowed 27 hits as his opponents batted .218 ... struck out 25 and walked seven ... his five saves were tied for the fourth-most in BIG EAST games only ... ranked first in saves, tied for first in relief

appearances, second in games finished and sixth in strikeouts ... averaged 6.62 strikeouts and 1.85 walks per nine innings ... posted a 3.6 strikeout-to-walk ratio ... Notre Dame posted a 9-13-1 record when Fitzgerald pitched ... did not allow a run in 14 of 23 appearances ... did not issue a walk in 18 of 23 appearances ... went 5-for-5 in save opportunities ... inherited 18 base runners upon entering the game and only allowed three to score ... retired 19 of the 23 first batters he faced ... went 1-1 with a 1.64 ERA in 13 appearances (all in relief) in BIG EAST action ... allowed 16 hits in 22.0 innings of work as his opponents batted .203 ... struck out 14 and walked two ... went 0-1 with a 3.75 ERA in 10 appearances (all in relief) in non-conference action ... allowed 11 hits in 12.0 innings of work as his opponents batted .244 ... struck out 11 and walked five ... went 0-0 with a 0.00 ERA in two appearances (all in relief) in the month of February ... allowed no hits in 1.0 inning of work as his opponents batted .000 ... struck out one and walked two ... went 0-0 with a 2.57 ERA in four appearances (all in relief) in the month of Mar. ... allowed six hits in 7.0 innings of work as his opponents batted .231 ... struck out nine and walked none ... went 1-0 with a 1.93 ERA in nine appearances (all in relief) in the month of Apr. ... allowed 11 hits in 14.0 innings of work as his opponents batted .208 ... struck out six and walked one ... went 0-2 with a 3.00 ERA in eight appearances (all in relief) in the month of May ... allowed 10 hits in 12.0 innings of work as his opponents batted .238 ... struck out nine and walked four ... went 1-0 with a 1.69 ERA in nine appearances (all in relief) in home games ... allowed 11 hits in 16.0 innings of work as his opponents batted .196 ... struck out 13 and walked one ... went 0-2 with a 2.52 ERA in eight appearances (all in relief) in away games ... allowed 13 hits in 14.1 innings of work as his opponents batted .232 ... struck out 11 and walked two ... went 1-0 with a 1.20 ERA in nine appearances (all in relief) in Irish victories ... allowed seven hits in 15.0 innings of work as his opponents batted .137 ... struck out seven and walked two ... went 1-1 with a 2.66 ERA in 18 appearances (all in relief) in day games ... allowed 19 hits in 23.2 innings of work as his opponents batted .218 ... struck out 15 and walked six ... went 0-1 with a 1.74 ERA in five appearances (all in relief) in night games ... allowed eight hits in 10.1 innings of work as his opponents batted .216 ... struck out 10 and walked one ... left-handed hitters batted .054 (2-for-37) ... right-handed hitters batted .287 (25-for-87) ... batters hit .185 (10-for-54) with runners on base ... batters hit .243 (17-for-70) with the bases empty ... batters hit .095 (4-for-42) with two outs (over 100 points lower than the Irish as a team) ... tossed a season-



FITZGERALD'S CAREER STATS

OVERALL																							
Year	ERA	W	L	App	GS	CG	SHO	CBO	SV	IP	H	R	ER	BB	SO	2B	3B	HR	BF	B/Avg	WP	HBP	BK
2011	2.38	1	2	23	0	0	0	2	5	34.0	27	11	9	7	25	7	0	3	139	.218	1	2	0
BIG EAST																							
Year	ERA	W	L	App	GS	CG	SHO	CBO	SV	IP	H	R	ER	BB	SO	2B	3B	HR	BF	B/Avg	WP	HBP	BK
2011	1.64	1	1	13	0	0	0	2	5	22.0	16	4	4	2	14	4	0	0	86	.203	0	1	0

high 4.2 innings and struck out five in the 13-inning loss at Rutgers on May 8 ... allowed two hits, one unearned run and struck out six in 4.0 innings of relief against UIC on Mar. 28 ... picked up the victory with 3.0 scoreless innings of relief versus Seton Hall on Apr. 30 ... registered six consecutive appearances without allowing an earned run against Iowa on Mar. 18 (1.0 IP), Gonzaga on Mar. 20 (0.1 IP), UIC on Mar. 28 (4.0 IP), Pittsburgh on Apr. 2 (0.2 IP), Pittsburgh on Apr. 3 (3.0 IP) and Western Michigan on Apr. 6 (1.2 IP) ... recorded four straight scoreless outings against West Virginia on Apr. 15 (0.1 IP), West Virginia on Apr. 17 (1.0 IP), St. John's (1.1 IP) and Seton Hall (3.0 IP).

PREP & PERSONAL: Lettered four years in baseball for head coach John Thomas ... posted a career ERA of 1.69 with a record of 28-9 ... registered a career 1.02 WHIP and 4.6 strikeout-to-walk ratio in 219.1 innings pitched ... owned a career batting average of .390 with over 100 hits and both 100 RBI ... first player in Virginia AAA Northern Region history to have over 20 career wins and both 100 hits and 100 RBI ... three-time Most Valuable Player ... three-time first team all-district ... two-time Liberty District Pitcher of the Year ... two-time *Washington Post* first team all-metropolitan ... selected as McLean High School's Outstanding Male Athlete of the Year following his junior year ... honored with the Craig J. Fielder Award following his senior year, the school's most prestigious athletic honor ... owns the school record for career victories ... as a junior, was named first team all-district, Liberty District Pitcher of the Year, first team all-region, honorable mention all-state and first team all-metropolitan ... member of the National Honor Society ... went 8-1 with a 1.46 ERA in 57.2 innings on the mound ... struck out 69 and walked 10 in 10 appearances and nine starts, including eight complete games ... at the plate, batted .470 with 10 doubles, 23 RBI, 23 runs scored and eight stolen bases ... as a sophomore, was named first team all-district and second team all-region ... went 6-3 with a 2.20 ERA in 60.1 innings on the mound ... struck out 62 and walked 17 in 13 appearances, including four complete games and two saves ... at the plate, hit .423 with four doubles, two triples, 23 RBI, 17 runs scored and 14 stolen bases ... as a freshman, was named second team all-district ... went 4-3 with a 1.82 ERA in 42.1 innings on the mound ... struck out 27 and walked nine in nine appearances, including a pair of complete games ... at the plate, hit .364 with five RBI, 10 runs scored and four stolen bases ... born December 24, 1991 in Arlington, Va. ... son of Joe and Michelle Fitzgerald ... has a brother, Eric, and sister, Mia ... full name is Sean Ryan Fitzgerald ... enrolled in Mendoza College of Business but major remains undecided.

FITZGERALD'S CAREER STATS VS. BIG EAST (INCLUDES POSTSEASON)


	ERA	W-L	G	GS	CG	SHO	SV	IP	H	R-ER	BB-SO	B/AVG.
Connecticut	10.38	0-0	4	0	0	0/0	0	4.1	7	5-5	2-2	.412
Louisville	0.00	0-0	1	0	0	0/0	1	1.1	0	0-0	1-0	.000
Pittsburgh	0.00	0-0	2	0	0	0/0	1	3.2	2	0-0	0-1	.154
Rutgers	1.69	0-1	2	0	0	0/1	1	5.1	5	1-1	0-7	.250
Seton Hall	0.00	1-0	1	0	0	0/0	0	3.0	1	0-0	1-1	.111
St. John's	0.00	0-0	1	0	0	0/0	0	1.1	1	0-0	0-0	.200
USF	0.00	0-0	2	0	0	0/1	2	3.0	1	0-0	0-2	.125
Villanova	0.00	0-0	1	0	0	0/0	0	2.2	1	0-0	0-4	.111
West Virginia	0.00	0-0	2	0	0	0/0	0	1.1	1	0-0	0-1	.167

FITZGERALD'S OVERALL CAREER HIGHS

Innings pitched (starter): None
Innings pitched (reliever): 4.2, at Rutgers (May 8, 2011)
Walks allowed: 2, twice (last time vs. Connecticut, May 27, 2011)
Strikeouts: 6, vs. UIC (Mar. 28, 2011)
Batters faced: 20, at Rutgers (May 8, 2011)
Fielding chances: 2, twice (last time at Rutgers, May 8, 2011)
Putouts: 1, three times (last time at Rutgers, May 8, 2011)
Assists: 2, vs. Seton Hall (Apr. 30, 2011)
Runners CS: None
Winning streak: None

FITZGERALD'S BIG EAST CAREER HIGHS


Innings pitched (starter): None
Innings pitched (reliever): 4.2, at Rutgers (May 8, 2011)
Walks allowed: 1, twice (last time at Louisville, May 21, 2011)
Strikeouts: 5, at Rutgers (Mar. 8, 2011)
Batters faced: 20, at Rutgers (May 8, 2011)
Fielding chances: 2, twice (last time at Rutgers, May 8, 2011)
Putouts: 1, twice (last time at Rutgers, May 8, 2011)
Assists: 2, vs. Seton Hall (Apr. 30, 2011)
Runners CS: None



**#51 DONNIE
HISSA**

Iron River, WI (Maple Northwestern)

SO	RHP	R/R	6-7	245
----	-----	-----	-----	-----



AT NOTRE DAME: One-year monogram winner that enters sophomore season with a 11.57 career ERA and 0-0 record, plus seven strikeouts, three walks and 13 hits allowed (.371 opponent batting average) in five appearances (no starts) and 7.0 innings (one home run allowed) ... in BIG EAST games, owns a 0.00 career ERA and 0-0 record, plus one strikeout, no walks and one hit allowed (.111 opponent batting average) in two appearances (no starts) and 2.1 innings ... averaging 9.00 strikeouts and 3.86 walks per 9.0 innings pitched as well as a 2.3 strikeout-to-walk ratio in his career ... pitched exclusively out of Irish bullpen as a freshman ... will likely serve as a middle innings reliever and possible mid-week starter ... extremely athletic for his size ... an all-state defensive end in football and got numerous scholarship offers in basketball as well ... adopted a change to his delivery during fall practice and pitches more from a 3/4 arm slot ... does not possess an over-powering fast ball, but projects to add velocity with work in the strength and conditioning area ... must be able to pitch low in the zone and to contact to be successful ... carried a 3.311 cumulative GPA into the '12 spring semester.

FRESHMAN SEASON (2011): Made five appearances out of the Irish bullpen ... went 0-0 with a 11.57 earned run average in 7.0 innings of work ... allowed 13 hits as his opponents batted .371 ... struck out seven and walked three ... averaged 9.00 strikeouts and 3.86 walks per nine innings ... posted a 2.3 strikeout-to-walk ratio ... Notre Dame posted a 1-4 record when Hissa pitched ... did not allow a run in four of five appearances ... inherited five base runners upon entering the game and did not allow one to score ... retired three of the five first batters he faced ... went 0-0 with a 0.00 ERA in two appearances (all in relief) in BIG EAST action ... allowed one hit in 2.1 innings of work as his opponents batted .111 ... struck out one and walked none ... left-handed hitters batted .389 (7-for-18) ... right-handed hitters batted .353 (6-for-17) ... batters hit .280 (7-for-25) with runners on base ... batters hit .600 (6-for-10) with the bases empty ... batters hit .182 (2-for-11) with two outs (over 50 points lower than the Irish as a team) ... tossed a season-high 2.0 scoreless innings in rout of Purdue on Feb. 19 ... allowed one unearned run and struck out three in 1.2 innings of relief against Iowa on Mar. 18 ... tossed 1.0 scoreless innings of relief against St. John's on Apr. 21 ... worked 1.1 scoreless and hitless innings of relief against Louisville on May 19 ... roughed up for nine runs, all earned, on 10 hits in 1.0 inning of work against Michigan State on May 17.

PREP & PERSONAL: Lettered four years in baseball for head coach Steve Lahti ... versatile athlete earned letters in baseball, football and basketball ... as a junior, was named first team all-conference, *Daily Telegraph* Player of the Year and Maple Northwestern Most Valuable Player ... pitched 58.0 innings and struck out 91 batters ... led team with a .405 batting average ... in basketball, was named first team all-conference, *Daily Telegraph* All-Area Team and Maple Northwestern Most Valuable Player ... in football, was named first team all-state as a defensive lineman, first team all-conference as a tight end, first team all-conference as a defensive lineman, Maple Northwestern Outstanding Lineman, *Daily Telegraph* All-Area Team and *Duluth News Tribune* All-Area Team ... as a sophomore, was named second team all-conference and *Daily Telegraph* All-Area Team in basketball ... as a freshman, earned honorable mention all-conference and *Daily Telegraph* All-Area Team in baseball ... born January 9, 1992 ... son of John and Gina Hissa ... has a sister, Nicole, and brother, Timothy ... full name is Donald Allen Hissa ... enrolled in Mendoza College of Business but major remains undecided.



HISSA'S CAREER STATS VS. BIG EAST (INCLUDES POSTSEASON)

	ERA	W-L	G	GS	CG	SHO	SV	IP	H	R	ER	BB	SO	B/Avg.
Louisville:	0.00	0-0	1	0	0	0/0	0	1.1	0	0-0	0-0	0	.000	
St. John's:	0.00	0-0	1	0	0	0/0	0	1.0	1	0-0	0-1	0	.250	

HISSA'S OVERALL CAREER HIGHS

Innings pitched (starter): None
Innings pitched (reliever): 2.0, vs. Purdue (February 19, 2011)
Walks allowed: 1, three times (last time vs. Michigan State, May 17, 2011)
Strikeouts: 3, vs. Iowa (Mar. 18, 2011)
Batters faced: 14, vs. Michigan State (May 17, 2011)
Fielding chances: 1, at Louisville (May 19, 2011)
Putouts: None
Assists: 1, at Louisville (May 19, 2011)
Runners CS: 1, vs. Michigan State (May 17, 2011)
Winning streak: None

HISSA'S BIG EAST CAREER HIGHS

Innings pitched (starter): None
Innings pitched (reliever): 1.1, at Louisville (May 19, 2011)
Walks allowed: None
Strikeouts: 1, at St. John's (Apr. 21, 2011)
Batters faced: 5, at Louisville (May 19, 2011)
Fielding chances: 1, at Louisville (May 19, 2011)
Putouts: None
Assists: 1, at Louisville (May 19, 2011)
Runners CS: None

HISSA'S CAREER STATS

OVERALL

Year	ERA	W	L	App	GS	CG	SHO	CBO	SV	IP	H	R	ER	BB	SO	2B	3B	HR	BF	B/Avg	WP	HBP	BK
2011	11.57	0	0	5	0	0	0	0	0	7.0	13	10	9	3	7	3	0	0	38	.371	0	0	0

BIG EAST

Year	ERA	W	L	App	GS	CG	SHO	CBO	SV	IP	H	R	ER	BB	SO	2B	3B	HR	BF	B/Avg	WP	HBP	BK
2011	0.00	0	0	2	0	0	0	0	0	2.1	1	0	0	0	1	0	0	0	9	.111	0	0	0

#45 WILL HUDGINS

Richmond, VA (Douglas Freeman)

SR	RHP	R/R	6-4	200
----	-----	-----	-----	-----



AT NOTRE DAME: Co-captain with fellow senior Tommy Chase ... over the last 33 seasons, only the 10th pitcher to earn captain status, joining Craig Allen ('96), Alex Shilliday ('99), Aaron Heilman ('00, '01), J.P. Gagne ('03), Chris Niesel ('04), Tyler Jones ('05), Tom Thorton ('06), Cole Johnson ('10) and Brian Dupra ('11) ... three-year monogram winner that enters senior season with a 3.83 career ERA and 10-1 record, plus 50 strikeouts, 34 walks and 75 hits allowed (.244 opponent batting average) in 63 appearances (no starts) and 84.2 innings (16 hit batters, eight wild pitch, four home runs allowed) ... averaging 5.31 strikeouts and 3.61 walks per 9.0 innings pitched as well as a 1.5 strikeout-to-walk ratio in his career ... in BIG EAST games, owns a 5.26 career ERA and 4-1 record, plus 25 strikeouts, 19 walks and 35 hits allowed (.250 opponent batting average) in 31 appearances (no starts) and 37.2 innings (seven hit batters, four wild pitches, three home runs allowed) ... probably has the inside track on the final spot in the weekend rotation ... wants to be on the mound in important situations ... carried a 3.460 cumulative GPA into the '12 spring semester.

JUNIOR SEASON (2011): Made 18 appearances out of the Irish bullpen ... served as top setup man and part-time closer ... his 18 appearances were the fourth-most by any pitcher on the staff ... his 18 relief appearances were third-most by any pitcher on the staff ... finished eight games, which ranked third on the bullpen ... went 4-0 with a 1.73 earned run average in 26.0 innings of work ... allowed 20 hits as his opponents batted .222 ... struck out 18 and walked eight ... tied with Todd Miller for the second-most victories on the staff ... averaged 6.23 strikeouts and 2.77 walks per nine innings ... posted a 2.3 strikeout-to-walk ratio ... Notre Dame posted a 9-8-1 record when Hudgins pitched ... did not allow a run in 14 of 18 appearances ... collected two holds (vs. Central Michigan on Mar. 29 and vs. Western Michigan on Apr. 6) ... did not issue a walk in 12 of 18 outings ... went 2-for-4 in save opportunities ... inherited eight base runners upon entering the game and allowed three to score ... retired 12 of the 18 first batters he faced ... went 2-0 with a 0.87 ERA in six appearances (all in relief) in BIG EAST action ... allowed six hits in 10.1 innings of work as his opponents batted .176 ... struck out nine and walked three ... went 2-0 with a 2.30 ERA in 12 appearances (all in relief) in non-conference action ... allowed 14 hits in 15.2 innings of work as his opponents batted .250 ... struck out nine and walked five ... went 0-0 with a 9.00 ERA in two appearances (all in relief) in the month of February ... allowed two hits in 2.0 innings of work as his opponents batted .250 ... struck out three and walked one ... went 2-0 with a 1.00 ERA in five appearances (all in relief) in the month of Mar. ... allowed seven hits in 9.0 innings of work as his opponents batted .212 ... struck out six and walked three ... went 1-0 with a 0.00 ERA in five appearances (all in relief) in the month of Apr. ... allowed four hits in 7.1 innings of work as his opponents batted .167 ... struck out five and walked one ... went 1-0 with a 2.35 ERA in six appearances (all in relief) in the month of May ... allowed seven hits in 7.2 innings of work as his opponents batted .280 ... struck out four and walked three ... went 0-0 with a 1.00 ERA in seven appearances (all in relief) in home games ... allowed eight hits in 9.0 innings of work as his opponents batted .250 ... struck out four and walked three ... went 3-0 with a 1.08 ERA in five appearances (all in relief) in away games ... allowed four hits in 8.1 innings of work as his opponents batted .148 ... struck out six and walked

one ... went 4-0 with a 0.59 ERA in nine appearances (all in relief) in Irish victories ... allowed five hits in 15.1 innings of work as his opponents batted .102 ... struck out 14 and walked four ... went 3-0 with a 2.20 ERA in 11 appearances (all in relief) in day games ... allowed 13 hits in 16.1 innings of work as his opponents batted .228 ... struck out 14 and walked seven ... went 1-0 with a 0.93 ERA in seven appearances (all in relief) in night games ... allowed seven hits in 9.2 innings of work as his opponents batted .212 ... struck out four and walked one ... left-handed hitters batted .214 (6-for-28) ... right-handed hitters batted .226 (14-for-62) ... batters hit .204 (11-for-54) with runners on base ... batters hit .250 (9-for-36) with the bases empty... batters hit .125 (4-for-32) with two outs (over 100 points lower than the Irish as a team) ... tossed a season-high 3.0 innings against Gonzaga on Apr. 20 and Rutgers-1 on May 7 ... registered nine consecutive scoreless outings against Central Michigan on Mar. 29 (1.0 IP), Pittsburgh on Apr. 3 (1.1 IP), Western Michigan on Apr. 6 (1.0 IP), Connecticut on Apr. 9 (1.1 IP), West Virginia on Apr. 15 (2.2 IP), St. John's-2 on Apr. 21 (1.0 IP), Seton Hall on May 1 (1.0 IP) and Michigan on May 3 (1.0 IP), May 4 (1.0 IP) ... posted 16.2 consecutive scoreless innings from Mar. 20 to May 7 ... surrendered only three earned runs over final 24.2 innings of work (17 appearances), good for a 1.09 ERA ... picked up victories over Manhattan-1 on Mar. 5 (2.1 IP, 1 H, 1 R, 0 ER, 2 K, 1 BB), UTSA on Mar. 15 (2.0 IP, 1 H, 0 R, 0 ER, 1 K, 0 BB), Pittsburgh on Apr. 3 (1.1 IP, 0 H, 0 R, 0 ER, 1 K, 1 BB) and Rutgers-1 on May 7 (3.0 IP, 2 H, 1 R, 1 ER, 3 K, 0 BB) ... yielded only one extra-base hit over his final 12 outings (17.0 IP) ... collected save in the 8-5 victory over Penn State on Feb. 20 ... needed only 10 pitches to strikeout the side in the ninth against the Nittany Lions ... registered his second save of the season in the 5-2 victory over West Virginia on Apr. 15 ... tossed 2.2 scoreless innings of relief and fanned three Mountaineers without a walk ... punched out a season-high tying three against Penn State (Feb. 20), West Virginia (Apr. 15) and Rutgers-1 (May 7).

SOPHOMORE SEASON (2010): Made 26 appearances out of the Irish bullpen ... served as top setup man ... his 26 appearances were the most by any pitcher on the staff ... went 4-1 with a 5.56 earned run average in 34.0 innings of work ... allowed 32 hits as his opponents batted .250 ... struck out 23 and walked 13 ... tied with Brian Dupra for the team-lead in victories ... ranked first in relief appearances, second in games finished and fifth in strikeouts ... averaged 6.09 strikeouts and 3.44 walks per nine innings ... Notre Dame posted a 12-14 record when Hudgins pitched ... did not allow a run in 12 of 26 appearances... collected four holds (at Seton Hall on Apr. 17; vs. Cincinnati on Apr. 23; vs. Cincinnati on Apr. 24; at Villanova on May 16) ... went 0-for-2 in save opportunities ... inherited 19 base runners upon entering the game and only allowed two to score ... retired 18 of the 26 first batters he faced ... went 2-1 with a 7.31 ERA in 15 appearances (all in relief) in BIG EAST action ... allowed 19 hits in 16.0 innings of work as his opponents batted .288 ... struck out 10 and walked seven ... went 2-0 with a 4.00 ERA in 11 appearances (all in relief) in non-conference action ... allowed 13 hits in 18.0 innings of work as his opponents batted .210 ... struck out 13 and walked six ... went 0-0 with a 4.15 ERA in three appearances (all in relief) in the month of February ... allowed four hits in 4.1 innings of work as his opponents batted .250 ... struck out three and walked one ... went 1-0 with a 6.14 ERA in five appearances (all in relief) in the month of Mar. ... allowed four hits in 7.1 innings of work as his opponents batted .160 ... struck out five and walked four ... went 3-1 with a 4.50 ERA in 11 appearances (all in relief) in the month of Apr. ... allowed 14 hits in 14.0 innings of work as his opponents batted .259 ... struck out nine and walked three ... went 0-0 with a 7.56 ERA in seven appearances (all in relief) in the month of May ... allowed 10 hits in 8.1 innings of work as his opponents batted .303 ... struck out six and walked five ... went 2-1 with a 7.80 ERA in 13 appearances (all in relief) in home games ... allowed 20 hits in 15.0 innings of work as his opponents batted .323 ... struck out eight and walked seven ... went 1-0 with a 3.18 ERA in eight appearances (all in relief) in away games ... allowed seven hits in 11.1 innings of work as his opponents batted .171 ... struck out nine and walked three ... went 4-0 with a 1.86 ERA in 12 appearances (all in relief) in Irish victories ... allowed 13 hits in 19.1 innings of work as his opponents batted .183 ... struck out 16 and walked three ... went 2-1 with a 7.25 ERA in 16 appearances (all in relief) in day

HUDGINS' CAREER STATS

OVERALL																							
Year	ERA	W	L	App	GS	CG	SHO	CBO	SV	IP	H	R	ER	BB	SO	2B	3B	HR	BF	B/Avg	WP	HBP	BK
2009	3.65	2	0	19	0	0	0	0	3	24.2	23	10	10	13	9	3	0	1	108	.256	1	3	0
2010	5.56	4	1	26	0	0	0	0	0	34.0	32	23	21	13	23	8	1	2	156	.250	6	10	1
2011	1.73	4	0	18	0	0	0	0	2	26.0	20	6	5	8	18	3	0	1	109	.222	1	3	0
TOTAL	3.83	10	1	63	0	0	0	0	5	84.2	75	39	36	34	50	14	1	4	373	.244	8	16	1
BIG EAST																							
Year	ERA	W	L	App	GS	CG	SHO	CBO	SV	IP	H	R	ER	BB	SO	2B	3B	HR	BF	B/Avg	WP	HBP	BK
2009	6.35	0	0	10	0	0	0	0	2	11.1	10	8	8	9	6	2	0	1	52	.250	1	2	0
2010	7.31	2	1	15	0	0	0	0	0	16.0	19	15	13	7	10	5	1	1	78	.288	3	3	0
2011	0.87	2	0	6	0	0	0	0	1	10.1	6	1	1	3	9	0	0	1	41	.176	0	2	0
TOTAL	5.26	4	1	31	0	0	0	0	3	37.2	35	24	22	19	25	7	1	3	171	.250	4	7	0

Student-Athletes

games ... allowed 23 hits in 22.1 innings of work as his opponents batted .271 ... struck out 16 and walked 11 ... went 2-0 with a 2.31 ERA in 11 appearances (all in relief) in night games ... allowed nine hits in 11.2 innings of work as his opponents batted .209 ... struck out seven and walked two ... left-handed hitters batted .190 (8-for-42) ... right-handed hitters batted .279 (24-for-86) ... batters hit .212 (14-for-66) with runners on base ... batters hit .290 (18-for-62) with the bases empty... batters hit .196 (9-for-46) with two outs (over 100 points lower than the Irish as a team) ... tossed a season-high 4.1 innings en route to the victory against Chicago State on Apr. 13 ... allowed one hit and struck out two in 2.0 scoreless innings of relief against Mississippi Valley State on Feb. 19 ... picked up the victory and struck out four in 2.2 scoreless and hitless innings of relief versus Bradley on Mar. 11 ... tossed 1.0 scoreless inning of relief against UIC on Mar. 24 ... registered three consecutive hitless and scoreless outings against Seton Hall on Apr. 17 (0.2 IP), Seton Hall on Apr. 18 and Michigan on Apr. 20 (1.0 IP) ... picked up the victory and struck out one in 1.1 scoreless and hitless innings of relief versus Seton Hall on Apr. 18 ... recorded four straight scoreless outings against Central Michigan on May 12 (1.0 IP), at Villanova (2.2 IP) on May 16, Louisville on May 20 (0.1 IP) and Louisville on May 22 (0.1 IP) ... punched out a season-high tying four in his outing against Villanova on May 16 (also had four strikeouts versus Bradley on Mar. 11).

FRESHMAN SEASON (2009): Made 19 appearances on the mound in the spring, all out of the Irish bullpen ... his 19 relief appearances were the most on the staff ... went 2-0 with a 3.65 earned run average in 24.2 innings of work ... allowed 23 hits as his opponents batted just .256 ... struck out nine and walked 13 ... surrendered just four extra-base hits the entire season (one home run) against 108 batters faced ... proved even tougher against right-handed hitters as they managed just a .212 batting average (14-for-66) ... opponents hit only .167 (6-for-36) with the bases empty ... Notre Dame posted a 11-8 record when Hudgins pitched ... did not allow a run in 14 of 19 appearances ... went 0-0 with a 6.35 ERA in 10 appearances (no starts) in BIG EAST action ... allowed 10 hits in 11.1 innings of work as his opponents batted .250 ... struck out six and walked nine ... made Irish debut on Feb. 22 against Purdue (allowed no runs and no hits in 1.1 innings; walked none and struck out none) ... tossed 1.0 inning of scoreless relief against Dayton on Feb. 28 (yielded a hit, but also fanned one and did not issue a walk) ... worked 0.1 innings of scoreless relief against Creighton on Mar. 1 ... made his fourth consecutive scoreless relief appearances against Grambling on Mar. 10 (allowed no runs and two hits in 1.2 innings) ... did not allow a run over first 4.2 innings of career ... recorded his first career victory with 2.1 innings of scoreless and hitless relief on Mar. 17 against Ball State (walked one and struck out one) ... rebounded with four consecutive scoreless relief appearances against Cincinnati on Apr. 9, Louisville on Apr. 24, Louisville on Apr. 25 (notched first career save) and Louisville again on Apr. 26 (picked up second career save and second of the series) ... named to the BIG EAST Weekly honor roll following his 3.2 scoreless innings of relief with two saves against the Cardinals ... closed the regular season with two scoreless relief outings ... was nearly untouchable in the BIG EAST Tournament (tossed 5.0 scoreless innings without a walk and registered a win and save in the outings) ... named to the BIG EAST all-tournament team ... worked a season-high 4.0 scoreless innings of relief to pick up his second victory of the season in the thrilling come-from-behind victory over St. John's on May 22 ... he yielded just two hits and did not walk a batter against the Red Storm as the Irish overcame a nine-run deficit ... capped off his season with another scoreless inning against Louisville to secure a 6-5 triumph (induced a game-ending double play) ... in four appearances against Louisville, he registered three saves and did not allow a run in 3.2 innings of work ... did not allow a run over his final 6.1 innings of the season.

PREP & PERSONAL: Pitched for the varsity as a sophomore and junior at Freeman High School, compiling a 3.44 ERA, a 9-5 record, a 4:1 strikeout-to-walk ratio (122/28) and 29 more innings pitched (104) than hits allowed (75) during that two-year span ... posted a lowly 1.80 ERA in his junior season while splitting six decisions and striking out 59 in 50.2 innings (11 GP, 14 BB, 39 H) ... went 6-2 as a sophomore (4.07, 53.1 IP, 12 GP, 63 K/14 BB, 61 H) ... named first team all-district and honorable mention all-region in both his sophomore and junior seasons ... received Tommy Journey Award as outstanding junior on 2007 team, after receiving similar award as a sophomore in 2006 (Charles Eskridge Award) ... also played golf and basketball during his first two years at Freeman ... a national merit scholarship commended scholar and member of the National Honor Society ... enrolled in the Center for Leadership, Government and Global Economics at Freeman ... received the I Dare You! Leadership Award as a junior year ... also served as an editor for the school newspaper at Freeman ... father, Jeff, played basketball at VCU while his great uncle, Jim Pearce, pitched for the Cincinnati Reds and Washington Senators ... his grandfather, John Taylor, was drafted by the Detroit Tigers but opted to attend East Tennessee State, where he played baseball and basketball ... has two brothers, Mac (freshman outfielder on the Irish) and Jay ... son of Jeff and Jennifer Hudgins ... enrolled in Mendoza College of Business as a information technology management major.



HUDGINS' CAREER STATS VS. BIG EAST (INCLUDES POSTSEASON)

	ERA	W-L	G	GS	CG	SHO	SV	IP	H	R-ER	BB-SO	B/AVG.
Cincinnati	5.40	1-0	4	0	0	0/0	0	3.1	4	4-2	1-3	.250
Connecticut	9.00	0-0	4	0	0	0/0	0	3.0	5	3-3	2-0	.417
Georgetown	3.86	0-0	1	0	0	0/0	0	2.1	3	1-1	1-1	.300
Louisville	4.26	0-0	7	0	0	0/0	3	6.1	7	3-3	3-3	.318
Pittsburgh	9.00	1-0	2	0	0	0/0	0	4.0	3	4-4	3-3	.231
Rutgers	8.10	1-1	3	0	0	0/0	1	5.1	5	3-3	0-3	.385
Seton Hall	1.69	1-0	4	0	0	0/0	0	5.1	2	1-1	4-4	.111
St. John's	2.08	1-0	4	0	0	0/0	0	8.2	6	2-2	3-1	.194
USF	6.75	0-0	2	0	0	0/0	0	1.1	1	1-1	0-0	.200
Villanova	0.00	0-0	1	0	0	0/0	0	2.2	1	0-0	0-4	.111
West Virginia	6.00	0-0	2	0	0	0/0	1	3.0	2	2-2	2-3	.200

HUDGINS' OVERALL CAREER HIGHS

At bats: 1, at Mississippi Valley State (Feb. 19, 2010)
Innings pitched (starter): None
Innings pitched (reliever): 4.1, vs. Chicago State (Apr. 13, 2010)
Walks allowed: 3, vs. St. John's (May 2, 2010)
Strikeouts: 4, twice (last time at Villanova, May 16, 2010)
Batters faced: 16, vs. Chicago State (Apr. 13, 2010)
Fielding chances: 2, twice (last time at Pittsburgh, Mar. 28, 2009)
Putouts: 1, four times (last time vs. Connecticut, May 27, 2011)
Assists: 2, vs. Ball State (Mar. 17, 2009)
Runners CS: 1, six times (last time vs. Michigan State (May 17, 2011))
Winning streak: 7, Apr. 10 - Current

HUDGINS' BIG EAST CAREER HIGHS

Innings pitched (starter): None
Innings pitched (reliever): 3.0, at Rutgers-1 (May 7, 2011)
Walks allowed: 3, vs. St. John's (May 2, 2010)
Strikeouts: 4, at Villanova (May 16, 2010)
Batters faced: 15, vs. St. John's (May 2, 2010)
Fielding chances: 2, at Pittsburgh (Mar. 28, 2009)
Putouts: 1, four times (last time vs. Connecticut, May 27, 2011)
Assists: 1, five times (last time at Rutgers-1, May 7, 2011)
Runners CS: 1, three times (last time at St. John's, Apr. 21, 2011)

#4 JOE HUDSON

Odessa, FL (Tampa Jesuit)

JR	C	R/R	6-1	205
----	---	-----	-----	-----



AT NOTRE DAME: Two-year monogram winner enters his junior season with a .245 career batting average, one home run and 20 RBI ... has added 27 runs scored, 11 doubles, two triples, 22 walks, three sacrifice flies, six sacrifice bunts and three stolen bases (five attempts) in 75 games (67 starts) ... in BIG EAST games, owns a career .286 batting average with one home run and 10 RBI ... has added 16 runs scored, seven doubles, 13 walks, one sacrifice fly, five sacrifice bunts and two stolen bases (two attempts) in 37 games (34 starts) ... has thrown out 37.1 percent of attempted base stealers (26 of 70), including 42.2 percent in 2011 (19 of 45) ... simply loves to play baseball ... owns all the intangibles you look for in a player and more importantly a catcher ... possesses an extremely strong and accurate throwing arm ... great receiver and leader behind the plate ... brings an above-average bat with gap-to-gap power ... 2011 New England Collegiate Baseball League All-Star rated as the No. 28 MLB prospect in the BIG EAST by Perfect Game.

SOPHOMORE SEASON (2011): Appeared in 53 games and started 51 for the Irish, 49 at catcher and two at designated hitter ... batted .239 (39-for-163) with 18 runs scored, 10 doubles, two triples and 14 RBI ... added 17 walks, six sacrifice bunts and two stolen bases in four attempts ... recorded 53 total bases, posted a .325 slugging percentage and .322 on-base percentage ... posted a .989 fielding percentage ... committed four errors on 377 fielding chances with 37 assists, 336 putouts and participated in two double plays ... threw out 44.2% (19 of 45) of attempted base stealers ... committed six passed balls ... ranked second in triples, third in doubles, fourth in total bases, fourth in batting, fourth in slugging percentage, fourth in on-base percentage, fifth in runs scored and fifth in hits ... started all 26 BIG EAST games ... batted .266 (21-for-79) with 11 runs scored, six doubles, one triple and six RBI ... added 11 walks, five sacrifice bunts and one stolen base in one attempt ... recorded 29 total bases, posted a .367 slugging percentage and .363 on-base percentage ... hit .214 (18-for-84) with seven runs scored, four doubles, one triple, eight RBI, six walks, two sacrifice flies and one stolen base in three attempts in non-conference games ... batted .391 (9-for-23) with five runs scored, four doubles, four RBI, one walk and one stolen base in two attempts in the month of February ... hit .135 (7-for-52) with one run scored, one triple, three RBI, six walks, one sacrifice bunt and no stolen bases in one attempt in the month of Mar ... batted .171 (7-for-41) with four runs scored, two RBI, four walks, four sacrifice bunts and one stolen base in one attempt in the month of Apr ... hit .340 (16-for-47) with eight runs scored, six doubles, one triple, five RBI, six walks and one sacrifice bunt in the month of May ... batted .170 (9-for-53) with five runs scored, two doubles, four RBI, nine walks and three sacrifice bunts in home games ... hit .255 (13-for-51) with six runs scored, four doubles, one triple, three RBI, five walks, two sacrifice bunts and one stolen base in one attempt in road games ... batted .260 (20-for-77) with 15 runs scored, eight doubles, 11 RBI, nine walks, three sacrifice bunts and one stolen base in two attempts in Irish victories ... hit .260 (33-for-127) with 15 runs scored, 10 doubles, one triple, 11 RBI, 11 walks, five sacrifice bunts and two stolen bases in four attempts in day games ... batted .167 (6-for-36) with three runs scored, one triple, three RBI, six walks and one sacrifice bunt in night games ... hit .242 (39-for-161) with 18 runs scored, 10 doubles, two triples, 14 RBI, 16

walks, three sacrifice bunts and two stolen bases in four attempts in games started ... went 0-for-2 (.000) in games coming off the bench ... batted .375 (18-for-48) against left-handed pitching ... hit .183 (21-for-115) against right-handed pitching ... batted .282 (20-for-71) with runners on base ... batted .207 (19-for-92) with the bases empty ... went 1-for-3 (.333) with the bases loaded ... reached base 14 times in 54 opportunities when leading off an inning ... hit .238 (10-for-42) with runners in scoring position ... successful on three of five RBI opportunities with a runner on third base and less than two outs ... advanced 39 base runners on 82 attempts, good for a percentage of .476 ... totaled eight RBI and batted .259 (14-for-54) with two outs ... registered nine multi-hit games, including a three-hit contest against vs. USF-1 on May 14 and four-hit outing against Purdue on Feb. 19 ... recorded five multi-RBI game ... registered a season-long five-game hitting streak (picked up a hit in each of the first five games of the season) ... Notre Dame went 23-27 when Hudson started, including 23-25 at catcher and 0-2 at designated hitter ... the Irish went 7-7 when Hudson batted cleanup, 4-6-1 when he batted seventh and 12-14 when he hit eighth ... went 4-for-5 with three runs scored, two RBI, one double and one stolen base against Purdue on Feb. 19 (set new career highs for hits and runs scored) ... drove in two against Purdue (Feb. 19, Seattle (Feb. 25), UAB (Mar. 12), USF-2 (May 14) and Louisville (May 20) ... collected a double in each of the first four games of the season ... went 2-for-3 with two runs scored, two doubles and two doubles against Rutgers-1 on May 7 ... went 2-for-3 in back-to-back games against Louisville on May 19 and 20 ... added two runs scored, two RBI and a triple in the meetings with the Cardinals ... picked up hits in each of Notre Dame's three games at the BIG EAST tournament.

FRESHMAN SEASON (2010): Appeared in 22 games and started 16 for the Irish, each at catcher ... batted .264 (14-for-53) with nine runs scored, one doubles, one home run and six RBI ... added five walks, three sacrifice flies and one stolen base in one attempt ... recorded 18 total bases, posted a .340 slugging percentage and .311 on-base percentage ... posted a .992 fielding percentage ... committed one error on 119 fielding chances with 16 assists, 102 putouts and participated in one double play ... threw out 28.0% (7 of 25) of attempted base stealers ... committed two passed balls ... tied for second on the Irish in sacrifice flies ... saw action in 11 BIG EAST games and started eight ... batted .346 (9-for-26) with five runs scored, one double, one home run and four RBI ... added two walks, one sacrifice fly and one stolen base in one attempt ... recorded 13 total bases, posted a .500 slugging percentage and .379 on-base percentage ... hit .185 (5-for-27) with four runs scored, two RBI, three walks and two sacrifice flies in non-conference games ... batted .286 (2-for-7) with one run scored, two RBI and two sacrifice flies in the month of February ... hit .083 (1-for-12) with one run scored and three walks in the month of Mar ... batted .300 (3-for-10) with three runs scored and one RBI in the month of Apr ... hit .333 (8-for-24) with four runs scored, one double, one home run, three RBI, two walks and one sacrifice fly in the month of May ... batted .158 (3-for-19) with two runs scored, two RBI and two walks in home games ... hit .316 (6-for-19) with three runs scored, one double, one home run, two RBI, three walks, one sacrifice fly and one stolen base in one attempt in road games ... batted .444 (8-for-18) with four runs scored, one home run, four RBI, one walk, three sacrifice flies and one stolen base in one attempt in Irish victories ... hit .333 (11-for-33) with six runs scored, one home run, six RBI, four walks, three sacrifice flies and one stolen base in one attempt in day games ... batted .150 (3-for-20) with three runs scored, one double and one walk in night games ... hit .269 (14-for-52) with nine runs scored, one double, one home run, six RBI, five walks, three sacrifice flies and one stolen base in one attempt in games started ... went 0-for-1 (.000) in games coming off the bench ... batted .071 (1-for-14) against left-handed pitching ... hit .333 (13-for-39) against right-handed pitching ... batted .250 (6-for-24) with runners on base ... batted .276 (8-for-29) with the bases empty ... went 0-for-1 (.000) with the bases loaded ... reached base six times in 12 opportunities when leading off an inning ... hit .167 (3-for-18) with runners in scoring position ... successful on three of five RBI opportunities with a runner on third base and less

HUDSON'S CAREER STATS

		OVERALL															
Year	AVG	GP-GS	AB	R	H	2B	3B	HR	RBI	TB	SLG%	BB	HBP	SO	GDP	OB%	SF
2010	.264	22-16	53	9	14	1	0	1	6	18	.340	5	0	13	1	.311	3
2011	.239	53-51	163	18	39	10	2	0	14	53	.325	17	3	20	1	.322	0
TOTAL	.245	75-67	216	27	53	11	2	1	20	71	.329	22	3	33	2	.320	3
		BIG EAST															
Year	AVG	GP-GS	AB	R	H	2B	3B	HR	RBI	TB	SLG%	BB	HBP	SO	GDP	OB%	SF
2010	.346	11-8	26	5	9	1	0	1	4	13	.500	2	0	6	1	.379	1
2011	.266	26-26	79	11	21	6	1	0	6	29	.367	11	1	3	1	.363	0
TOTAL	.286	37-34	105	16	30	7	1	1	10	42	.400	13	1	15	2	.367	1

Student-Athletes

than two outs ... advanced 12 base runners on 30 attempts, good for a percentage of .400 ... totaled two RBI and batted .250 (5-for-20) with two outs ... registered four multi-hit games, including a three-hit contest against at Villanova on May 16 ... recorded one multi-RBI game versus Mississippi Valley State on Feb. 19 ... registered a season-long three-game hitting streak (picked up a hit in all three games of the BIG EAST series at Villanova)... Notre Dame went 5-11 when Hudson started ... the Irish went 5-1 when Hudson batted eighth ... went 2-for-4 with a run scored, two sacrifice flies and two RBI against Mississippi Valley State on Feb. 21 ... went 2-for-4 with a pair of runs scored versus Valparaiso on Apr. 28 ... went 3-for-4 with a run scored, walk, stolen base and solo home run at Villanova on May 16 ... went 2-for-3 with a run scored and RBI against Louisville on May 22.

PREP & PERSONAL: Four-year starter and letterwinner at Tampa Jesuit High School ... twice served as team captain ... named all-county and captured team's "Best All-Around" award each of his final two seasons ... ranked as the fifth best overall catching prospect and 30th best overall prospect from the state of Florida according to Prospectwire.com ... Tampa Jesuit opened last season with 23 consecutive victories and ascended to the top ranking in the nation for nine weeks by every major poll (ESPN Rise, Max Preps, *Baseball America*, Baseball Coaches Association, Easton, Baseball News) ... finished the season 26-3 ... Tampa Jesuit had nine players sign NCAA Division I scholarships over 2009-10, including Hudson ... as a senior, batted .410 with three home runs and 30 RBI ... scored a team-leading 33 runs ... recorded 33 hits, thus becoming the only player on the squad with 30 or more hits, runs scored and RBI ... posted a .485 on-base percentage and .982 fielding percentage (only four errors in 221 fielding chances) ... batted a team-best .397 as a junior ... finished second on the team with 31 hits, had a team-best nine doubles, with one triple, one home run, 21 RBI and 22 runs scored ... named second team all-county at third base as a junior ... first team Florida Bombers National Classic All-Tournament team ... helped capture the 2008 WWSA 18U Perfect Game Championship in Marietta, Ga. with the Florida Bombers ... born May 21, 1991 ... son of Amy Martin ... one sister, Ashley ... full name is Joseph Thaddeus Hudson ... enrolled in Mendoza College of Business as a management consulting major.



HUDSON'S CAREER STATS VS. BIG EAST (INCLUDES POSTSEASON)

	AVG.	GP-GS	AB	R	H	2B	3B	HR	RBI	BB	HBP	SB
Connecticut	.222	5-5	18	3	4	0	0	0	1	0	0	0-0
Georgetown	.250	3-3	8	0	2	0	0	0	0	3	1	0-0
Louisville	.333	6-6	18	3	6	0	1	0	3	2	0	0-0
Pittsburgh	.300	3-3	10	2	3	0	0	0	0	2	0	1-1
Rutgers	.375	5-4	16	3	6	4	0	0	2	0	0	0-0
Seton Hall	.000	4-3	6	0	0	0	0	0	0	2	0	0-0
St. John's	.250	3-2	4	0	1	0	0	0	0	0	0	0-0
USF	.444	3-3	9	3	4	2	0	0	2	2	0	0-0
Villanova	.500	3-3	10	2	5	0	0	1	2	2	0	1-1
West Virginia	.118	5-5	17	1	2	1	0	0	0	0	0	0-0

HUDSON'S OVERALL CAREER HIGHS

Hits: 4, vs. Purdue (Feb. 19, 2011)
Doubles: 2, at Rutgers-1 (May 7, 2011)
Triples: 1, twice (last time at Louisville, May 20, 2011)
Home runs: 1, at Villanova (May 16, 2010)
Total bases: 6, at Villanova (May 16, 2010)
RBI: 2, six times (last time at Louisville, May 20, 2011)
Runs: 3, vs. Purdue (Feb. 19, 2011)
Walks: 2, three times (last time vs. Georgetown, Mar. 26, 2011)
Hit by pitch: 1, three times (last time at Michigan, May 3, 2011)
Struck out: 2, six times (last time vs. Connecticut, May 27, 2011)
Sac flies: 2, at Mississippi Valley State (February 21, 2010)
Sac bunts: 1, five times (last time vs. Rutgers-1, May 7, 2011)
At-bats: 6, at Rutgers (May 8, 2011)
Stolen bases: 1, three times (last at Pittsburgh, Apr. 1, 2011)
Caught stealing: 1, twice (last time vs. Manhattan, Mar. 4, 2011)
Fielding chances: 14, four times (last time at Rutgers, May 8, 2011)
Putouts: 14, at Rutgers-1 (May 7, 2011)
Assists: 4, vs. UIC (Mar. 24, 2010)
On-Base Streak: 15, May 1, 2011 - present
Hitting Streak: 5, February 18 - February 26, 2011

HUDSON'S BIG EAST CAREER HIGHS

Hits: 3, twice (last time vs. USF, May 14, 2011)
Doubles: 2, at Rutgers-1 (May 7, 2011)
Triples: 1, at Louisville (May 20, 2011)
Home runs: 1, at Villanova (May 16, 2010)
Total bases: 6, at Villanova (May 16, 2010)
RBI: 2, six times (last time at Louisville, May 20, 2011)
Runs: 2, four times (last time vs. USF-1, May 14, 2011)
Walks: 2, vs. Georgetown (Mar. 26, 2011)
Hit by pitch: 1, vs. Georgetown (Mar. 27, 2011)
Struck out: 2, three times (last time vs. Connecticut, May 27, 2011)
Sac flies: 2, at Villanova (May 15, 2010)
Sac bunts: 1, four times (last time vs. Rutgers-1, May 7, 2011)
At-bats: 6, at Rutgers (May 8, 2011)
Stolen bases: 1, twice (last at Pittsburgh, Apr. 1, 2011)
Caught stealing: None
Fielding chances: 14, three times (last time at Rutgers, May 8, 2011)
Putouts: 14, at Rutgers-1 (May 7, 2011)
Assists: 2, six times (last time vs. USF-2, May 14, 2011)

#7 ERIC JAGIELO

Downers Grove North, IL (Downers Grove North)

SO	INF/OF	L/R	6-3	215
----	--------	-----	-----	-----



AT NOTRE DAME: One-year monogram winner enters his sophomore season with a .269 career batting average, five home runs and 28 RBI ... has added 32 runs scored, 13 doubles, one triple, 25 walks, two hit by pitch, four sacrifice bunts and five stolen bases (10 attempts) in 53 games (53 starts) ... in BIG EAST games, owns a career .275 batting average with one home run and nine RBI ... has added 15 runs scored, six doubles, 15 walks, one sacrifice bunt and three stolen bases (eight attempts) in 26 games (26 starts) ... started all 53 games as a rookie and batted third the entire season ... opened the year splitting time between third and first base, but moved to the outfield and settled into the everyday left fielder ... has an extremely bright future in baseball ... advanced approach at the plate ... above-average defender ... emerged from the Notre Dame camp as one of the top left-handed power hitters in the country ... without question a middle of the order type hitter ... not only displays power potential, but can run and is a quality contact hitter that can swing from corner to corner of the outfield ... 2011 New England Collegiate Baseball League All-Star ... rated as the No. 16 MLB prospect in the BIG EAST by Perfect Game.

FRESHMAN SEASON (2011): Appeared and started all 53 games for the Irish, 30 in left field, 15 in center field, six at first base and two at third base ... first Notre Dame rookie to start at first base in a season opener since Feb. 23, 1989 ... first Irish rookie to bat third in a season opener since at least 1988 ... batted .269 (54-for-201) with 32 runs scored, 13 doubles, one triple, five home runs and 28 RBI ... added 25 walks, two hit by pitch, four sacrifice bunts and five stolen bases in 10 attempts ... recorded 84 total bases, posted a .418 slugging percentage and .355 on-base percentage ... posted a .965 fielding percentage ... committed five errors on 141 fielding chances with four assists, 132 putouts and participated in two double plays ... ranked first in walks, first in total plate appearances, first in at bats, tied for first in games played, tied for first in games started, second in slugging percentage, second in runs scored, second in hits, second in RBI, second in doubles, second in home runs, second in total bases, third in hitting, third in on-base percentage, third in stolen bases and third in stolen base attempts ... started all 26 BIG EAST games ... batted .275 (28-for-102) with 15 runs scored, six doubles, one home run and nine RBI ... added 15 walks, one sacrifice bunt and three stolen bases in eight attempts ... recorded 37 total bases, posted a .363 slugging percentage and .368 on-base percentage ... hit .263 (26-for-99) with 17 runs scored, seven doubles, one triple, four home runs, 19 RBI, 10 walks, three sacrifice bunts and two stolen bases in two attempts in non-conference games ... batted .208 (5-for-24) with five runs scored, one triple, four RBI, one walk and two sacrifice bunts in the month of February ... hit .317 (19-for-60) with 10 runs scored, eight doubles, two home runs, nine RBI, nine walks, one sacrifice bunt and two stolen bases in four attempts in the month of Mar. ... batted .296 (16-for-54) with nine runs scored, four doubles, three RBI, eight walks, one sacrifice bunt and three stolen bases in five attempts in the month of Apr. ... hit .222 (14-for-63) with eight runs scored, one double, three home runs, 12 RBI and seven walks in the month of May ... batted .274 (20-for-73) with 17 runs scored, seven doubles, two home runs, nine RBI, 14 walks and three stolen bases in six attempts in home games ... hit .258 (17-for-66) with five runs scored, four doubles, one home run, five RBI, four walks, one sacrifice bunt and one stolen base in three attempts in road games ... batted .270 (24-for-89) with 21 runs scored, five doubles, one triple, two home runs, 16 RBI, 15 walks and three stolen bases in six attempts in Irish victories ... hit .243 (36-for-148) with 22 runs scored, nine doubles, one triple, three home runs, 21 RBI, 20 walks, four sacrifice bunts and one stolen base in three attempts in day games ... batted .340 (18-for-53) with 10 runs scored, four doubles, two home runs, seven RBI, five walks and four stolen bases in seven attempts in night games ... batted .234 (15-for-64) against left-handed pitching ... hit

.285 (39-for-137) against right-handed pitching ... batted .294 (25-for-85) with runners on base ... batted .250 (29-for-116) with the bases empty ... went 1-for-7 (143) with the bases loaded ... reached base 19 times in 46 opportunities (413) when leading off an inning ... hit .356 (21-for-59) with runners in scoring position ... successful on five of nine RBI opportunities with a runner on third base and less than two outs ... advanced 48 base runners on 96 attempts, good for a percentage of .500 ... totaled 10 RBI and batted .173 (13-for-75) with two outs ... registered 15 multi-hit games, including a three-hit contest against Louisville on May 19 and four-hit outing against Purdue on Feb. 19 ... recorded eight multi-RBI game ... registered a season-long eight-game hitting streak (Mar. 27 - Apr. 8) ... reached base safely in 22 consecutive games (Mar. 4 - Apr. 8), tops on the team ... Notre Dame went 23-29-1 when Jagielo started, including 3-3-1 at first base, 0-2 at third base, 13-16-1 in left field and 7-8 in center field ... the Irish went 23-29-1 when Jagielo batted third ... went 4-for-6 with two runs scored, four RBI (career-high) and a triple against Purdue on Feb. 19 ... went 2-for-4 with a home run, two runs scored and four RBI (equaled career-high) against USF on May 13 ... drove in two against Manhattan (Mar. 4), Winthrop (Mar. 5), Kent State (Mar. 13), Michigan State (May 17) and Connecticut (May 25) ... smacked a go-ahead, two-run home run in the bottom of the eighth inning to help Irish edge NCAA regional qualifier Kent State, 2-1, on Mar. 13 ... had a career-best two doubles against Gonzaga on Mar. 20 and Georgetown on Mar. 27 ... delivered a two-out, walk-off RBI single in the bottom of the 12th inning to give the Irish a 2-1 victory over Seton Hall on Apr. 30 ... drilled a two-run home run in the top of the eighth inning against NCAA super regional qualifier and BIG EAST regular season champion UConn to give the Irish a 2-1 lead on May 25.



JAGIELO'S CAREER STATS

OVERALL																
Year	AVG	GP-GS	AB	R	H	2B	3B	HR	RBI	TB	SLG%	BB	HBP	SO	GDP	OB%
2011	.269	53-53	201	32	54	13	1	5	28	84	.418	25	2	30	3	.355
BIG EAST																
Year	AVG	GP-GS	AB	R	H	2B	3B	HR	RBI	TB	SLG%	BB	HBP	SO	GDP	OB%
2011	.275	26-26	102	15	28	6	0	1	9	37	.363	15	0	12	3	.368

Student-Athletes

PREP & PERSONAL: Lettered four years in baseball for head coach Chad Isaacson ... drafted by the Chicago Cubs in the 50th round of the 2010 MLB June Amateur Draft ... as a senior, batted .585 with 16 home runs, 17 doubles, 47 RBI, 52 runs scored (all school records) ... registered a .676 on-base percentage and 1.137 slugging percentage ... did not sacrifice contact for power, striking out just four times all season ... named first team all-state ... as a junior, was ranked No. 314 overall and No. 8 in the state of Illinois by PGCrossChecker.com, but was limited by injury to 34 at-bats ... member of the National Honor Society ... named all-conference and all-area ... as a sophomore, batted .417 with 37 runs scored, 16 doubles, one triple, seven home runs, 30 RBI and an on-base percentage of .557 ... born May 17, 1992, in Hinsdale, Ill. ... son of Stephen and Cindy Jagielo ... has a brother, Daniel, and two sisters, Anneliese and Claire ... full name is Eric Stephen Jagielo ... enrolled in Mendoza College of Business but major remains undecided.

JAGIELO'S CAREER STATS VS. BIG EAST (INCLUDES POSTSEASON)

	AVG.	GP-GS	AB	R	H	2B	3B	HR	RBI	BB	HBP	SB
Connecticut	.263	5-5	19	3	5	1	0	1	4	2	0	0-0
Georgetown	.364	3-3	11	2	4	2	0	0	0	2	0	0-2
Louisville	.308	3-3	13	0	4	0	0	0	0	0	0	0-1
Pittsburgh	.417	3-3	12	2	5	1	0	0	1	2	0	0-0
Rutgers	.143	3-3	14	1	2	1	0	0	1	1	0	0-0
Seton Hall	.250	3-3	12	1	3	0	0	0	1	2	0	1-1
St. John's	.250	2-2	8	0	2	0	0	0	0	0	0	0-1
USF	.273	3-3	11	5	3	0	0	1	5	3	0	0-0
West Virginia	.333	4-4	12	2	4	1	0	0	1	5	0	2-3

JAGIELO'S OVERALL CAREER HIGHS

Hits: 4, vs. Purdue (Feb. 19, 2011)
Doubles: 2, vs. Georgetown (Mar. 27, 2011)
Triples: 1, vs. Purdue (Feb. 19, 2011)
Home runs: 1, five times (last time vs. Connecticut, May 25, 2011)
Total bases: 6, vs. Purdue (Feb. 19, 2011)
RBI: 4, twice (last time vs. USF, May 13, 2011)
Runs: 3, vs. USF (May 14, 2011)
Walks: 3, twice (last time vs. USF, May 13, 2011)
Hit by pitch: 1, twice (last time at Coastal Carolina, Mar. 12, 2011)
Struck out: 2, six times (last time vs. Connecticut, May 25, 2011)
Sac flies: None
Sac bunts: 1, three times (last time at Pittsburgh, Apr. 2, 2011)
At-bats: 6, vs. Purdue (Feb. 19, 2011)
Stolen bases: 2, vs. West Virginia (Apr. 15, 2011)
Caught stealing: 1, five times (last time at Louisville, May 19, 2011)
Fielding chances: 12, vs. Manhattan (Mar. 5, 2011)
Putouts: 12, vs. Manhattan (Mar. 5, 2011)
Assists: 1, four times (last time at Louisville, May 20, 2011)
Hitting streak: 8, Mar. 27 - Apr. 8, 2011

JAGIELO'S BIG EAST CAREER HIGHS

Hits: 3, at Louisville (May 19, 2011)
Doubles: 2, vs. Georgetown (Mar. 27, 2011)
Triples: None
Home runs: 1, vs. USF (May 13, 2011)
Total bases: 5, vs. USF (May 13, 2011)
RBI: 4, vs. USF (May 13, 2011)
Runs: 3, vs. USF-1 (May 14, 2011)
Walks: 3, twice (last time vs. USF-1, May 14, 2011)
Hit by pitch: None
Struck out: 2, three times (last time vs. Connecticut, May 25, 2011)
Sac flies: None
Sac bunts: 1, at Pittsburgh (Apr. 2, 2011)
At-bats: 5, five times (last time at Louisville, May 20, 2011)
Stolen bases: 2, vs. West Virginia (Apr. 15, 2011)
Caught stealing: 1, five times (last time at Louisville, May 19, 2011)
Fielding chances: 6, vs. Georgetown (Mar. 27, 2011)
Putouts: 6, vs. Georgetown (Mar. 27, 2011)
Assists: 1, at Louisville (May 20, 2011)



#30 FORREST JOHNSON



Hudson, OH (Hudson)

SO	C	R/R	6-2	200
----	---	-----	-----	-----

AT NOTRE DAME: Has played in one career game at Notre Dame ... above average defensive catcher ... needs to develop as a hitter ... solid catch and throw player ... best baseball is definitely ahead of him ... tough, hard-nosed player ... similar in terms of work ethic, desire to succeed and competitiveness to older brother, Cole, who graduated in 2011 as a four-year monogram winner ... carried a 3.142 cumulative GPA into the '12 spring semester.

FRESHMAN SEASON (2011): Appeared in one game as a defensive substitute against Seattle on Feb. 26.

PREP & PERSONAL: Lettered three years in baseball for head coach Chuck Shilling ... earned three letters in football ... as a junior, earned letters in football and baseball ... named first team all-conference and the Hudson High School Defensive Player of the Year ... earned the Northern Ohio Conference Scholar Athlete Award (in both baseball and football), Hudson High School Scholar Athlete Award (in both baseball and football) and West Point Leadership Award ... member of the high school's Fellowship of Christian Athletes and United States Military Academy ... as a sophomore, earned letters in both football and baseball ... named second team all-conference ... earned the Northern Ohio Conference Scholar Athlete Awards and Hudson High School Scholar Athlete Awards (in both baseball and football) ... member of the high school's Fellowship of Christian Athletes ... as a freshman, earned the Hudson High School Scholar Athlete Awards (in both baseball and football) ... born February 13, 1992 ... son of Doug and Suzy Johnson ... brother, Cole, was a four-year monogram winner at Notre Dame (2008-11) and current member of the Minnesota Twins organization, and sister, Paige ... full name is Forrest Douglas Johnson ... enrolled in Mendoza College of Business but major remains undecided.



JOHNSON'S CAREER STATS

Year	OVERALL																		
	AVG	GP-GS	AB	R	H	2B	3B	HR	RBI	TB	SLG%	BB	HBP	SO	GDP	OB%	SF	SH	SB-ATT
2011	.000	1-0	0	0	0	0	0	0	0	0	.000	0	0	0	0	.000	0	0	0-0
																			PO
																			A
																			E
																			FLD%



#3 TREY MANCINI

Winter Haven, FL (Winter Haven)

SO	1B	R/R	6-5	225
----	----	-----	-----	-----



AT NOTRE DAME: One-year monogram winner enters his sophomore season with a .323 career batting average, nine home runs and 34 RBI ... has added 33 runs scored, 15 doubles, three triples, 19 walks, two hit by pitch, three sacrifice flies, one sacrifice bunt and four stolen bases (seven attempts) in 53 games (52 starts) ... in BIG EAST games, owns a career .320 batting average with seven home runs and 22 RBI ... has added 20 runs scored, five doubles, two triples, 14 walks, one sacrifice fly and two stolen bases (three attempts) in 26 games (26 starts) ... possesses a big, strong frame ... can hit for average as well as drive the ball to all parts of the field ... has hit every year, every level, wherever he has been ... big target at first base and surprisingly agile for his size from a defensive standpoint ... carried a 3.163 cumulative GPA into the '12 spring semester ... 2011 BIG EAST Rookie of the Year ... 2011 Third Team All-BIG EAST ... 2011 New England Collegiate Baseball League All-Star ... rated as the No. 8 MLB prospect in the BIG EAST by Perfect Game ... rated as the No. 13 MLB prospect in the BIG EAST for the 2012-13 draft by Baseball America.

FRESHMAN SEASON (2011): Appeared in 53 games and started 52, including 47 at first base and five at designated hitter ... first Irish rookie and eighth player in program history to lead Notre Dame in all three triple-crown categories (batting average, home runs and RBI) ... named 2011 BIG EAST Rookie of the Year, third team All-BIG EAST and Louisville Slugger Freshman All-American ... earned BIG EAST honor roll three times in 2011 ... no player was honored by the BIG EAST more in terms of Player of the Week/Honor Roll than Mancini ... batted .323 (61-for-189) with 33 runs scored, 15 doubles, three triples, nine home runs and 34 RBI ... added 19 walks, two hit by pitch, three sacrifice flies, one sacrifice bunt and four stolen bases in seven attempts ... recorded 109 total bases, posted a .577 slugging percentage and .385 on-base percentage ... three of nine home runs either tied the game or gave the Irish the lead ... seven of the nine long balls came in the sixth inning or later ... posted a .986 fielding percentage ... committed six errors on 436 fielding chances with 36 assists, 336 putouts and participated in 32 double plays ... led Notre Dame in batting, hits, doubles, triples, home runs, RBI, total bases, slugging percentage, on-base percentage, multiple hit games, multiple RBI games and runs scored ... ranked among the top 10 freshmen nationally in the following offensive categories: home runs (tied for third), home runs per game (tied for third) and slugging percentage (fifth) ... started all 26 BIG EAST games ... batted team-best .320 (31-for-97) with 20 runs scored, five doubles, two triples, seven home runs and 22 RBI ... added 14 walks, one hit by pitch, one sacrifice fly and two stolen bases in three attempts ... recorded 61 total bases, posted a .629 slugging percentage and .407 on-base percentage ... ranked among the top five in BIG EAST games in the following offensive categories: home runs (seven, tied for third), triples (tied for fourth) and slugging percentage (fifth) ... ranked among the top three freshman in the BIG EAST in the following offensive categories: home runs (first), slugging percentage (first), batting (second), RBI (second), doubles (second), hits (third), on-base percentage (third) and runs scored (third) ... hit a team-best .326 (30-for-92) with 13 runs scored, 10 doubles, one triple, two home runs, 12 RBI, five walks, two sacrifice flies, one sacrifice bunt and two stolen bases in four attempts in non-conference games ... batted .353 (6-for-17) with four runs scored, one triple, two home runs, six RBI, one walk, one sacrifice fly and one stolen

base in two attempts in the month of February ... hit team-best .322 (19-for-59) with nine runs scored, seven doubles, one home run, six RBI, four walks, one sacrifice fly, one sacrifice bunt and one stolen base in one attempt in the month of Mar. ... batted .302 (16-for-53) with 11 runs scored, three doubles, one triple, three home runs, 11 RBI, seven walks and one stolen base in one attempt in the month of Apr. ... hit .333 (20-for-60) with nine runs scored, five doubles, one triple, three home runs, 11 RBI, seven walks, one sacrifice fly and one stolen base in four attempts in the month of May ... batted .320 (24-for-75) with 18 runs scored, six doubles, six home runs, 19 RBI, eight walks and two stolen bases in two attempts in home games ... hit team-best .322 (19-for-59) with eight runs scored, six doubles, two triples, one home run, seven RBI, nine walks, one sacrifice fly and one stolen base in three attempts in road games ... batted team-best .395 (34-for-86) with 21 runs scored, six doubles, two triples, seven home runs, 26 RBI, 11 walks, one sacrifice fly and two stolen bases in four attempts in Irish victories ... hit team-best .338 (47-for-139) with 25 runs scored, nine doubles, three triples, eight home runs, 28 RBI, 15 walks, two sacrifice flies, one sacrifice bunt and three stolen bases in five attempts in day games ... batted .280 (14-for-50) with eight runs scored, six doubles, one home run, six RBI, four walks, one sacrifice fly and one stolen base in two attempts in night games ... batted .345 (19-for-55) against left-handed pitching ... hit .313 (42-for-134) against right-handed pitching ...



MANCINI'S CAREER STATS

		OVERALL															
Year	AVG	GP-GS	AB	R	H	2B	3B	HR	RBI	TB	SLG%	BB	HBP	SO	GDP	OB%	SF
2011	.323	53-52	189	33	61	15	3	9	34	109	.577	19	2	37	5	.385	3
		BIG EAST															
Year	AVG	GP-GS	AB	R	H	2B	3B	HR	RBI	TB	SLG%	BB	HBP	SO	GDP	OB%	SF
2011	.323	26-26	97	20	31	5	2	7	22	61	.629	14	1	17	1	.407	1

batted .322 (28-for-87) with runners on base ... batted .324 (33-for-102) with the bases empty ... went 0-for-4 (.000) with the bases loaded ... reached base 20 times in 52 opportunities (.385) when leading off an inning ... hit .396 (19-for-48) with runners in scoring position ... successful on six of nine RBI opportunities with a runner on third base and less than two outs ... advanced 46 base runners on 96 attempts, good for a percentage of .479 ... totaled 16 RBI and batted .333 (18-for-54) with two outs ... registered 17 multi-hit games, including four three-hit contests against Penn State on Feb. 20, Manhattan on Mar. 4, Connecticut on Apr. 9 and Rutgers-2 on May 7 as well as one four-hit outing against Rutgers-1 on May 7 ... recorded nine multi-RBI game ... registered a season-long eight-game hitting streak (May 1-14) ... reached base safely in 14 consecutive games (Mar. 20 - Apr. 15) ... Notre Dame went 23-28-1 when Mancini started, including 20-26-1 at first base and 3-2 at designated hitter ... the Irish went 16-22-1 when Mancini batted cleanup and 7-6 when batted fifth ... dynamite in the series victory at Rutgers, batted .571 (8-for-14) with a run scored, double, triple and two RBI (went 7-for-8 in the doubleheader sweep of the Scarlet Knights on May 7) ... reached base safely in each of his first eight plate appearances in the series (seven hits and a intentional walk) ... hammered a 1-0 fast ball off Matt Harvey in the bottom of the eighth inning over the batter's eye in left center field to give the Notre Dame its first lead of the game and ultimately a 5-4 come-from-behind victory over Seton Hall on May 1 ... homered in consecutive games against Penn State on Feb. 20 and Seattle on Feb. 25 ... went 3-for-5 with a double, run scored and RBI against Manhattan on Mar. 5 ... recorded back-to-back multi-hit games against UAB and Coastal Carolina on Mar. 12 ... drilled a two-run home against Georgetown on Mar. 27 ... collected seven multi-hit outings over a 10-game stretch against UIC (Mar. 28), Central Michigan (Mar. 29), Pittsburgh (Apr. 3), Western Michigan (Apr. 6), Connecticut (Apr. 9-10) and West Virginia-1 (Apr. 15) ... belted a critical three-run home run to help Notre Dame rally past Pittsburgh, 8-6, on Apr. 3 (Irish trailed 6-3 at time of round tripper) ... went 2-for-4 with a double, home run, three runs scored (career-best) and four RBI (also career-best) in the 14-4 rout of Connecticut on Apr. 10.

PREP & PERSONAL: Lettered three years in baseball for head coach David Saliba ... as a senior, batted .480 with 23 runs scored, 10 doubles, six home runs and 31 RBI ... registered a .506 on-base percentage and .853 slugging percentage ... participated in the Florida Athletic Coaches Association Baseball All-Star Game ... as a junior, was named first team all-area, first team all-county and third team all-Florida 5A ... ranked second in hitting in Polk County ... as a sophomore, was named first team all-area, first team all-county and first team all-Florida 5A ... as a sophomore, was named to the MaxPreps Sophomore All-American Team ... batted .527 with four home runs and 39 RBI ... led Polk County in hitting ... born Mar. 18, 1992, in Winter Haven, Fla. ... son of Tony and Beth Mancini ... has two sisters, Katie and Meredith ... full name is Joseph Anthony Mancini III ... enrolled in Mendoza College of Business but major remains undecided.

MANCINI'S CAREER STATS VS. BIG EAST (INCLUDES POSTSEASON)

	AVG.	GP-GS	AB	R	H	2B	3B	HR	RBI	BB	HBP	SB
Connecticut	.368	5-5	19	4	7	2	0	1	5	1	1	0-0
Georgetown	.182	3-3	11	2	2	1	0	1	2	1	0	0-0
Louisville	.222	3-3	9	2	2	1	0	0	1	2	0	0-0
Pittsburgh	.250	3-3	12	2	3	0	0	1	3	3	0	1-1
Rutgers	.571	3-3	14	1	8	1	1	0	2	1	0	0-1
Seton Hall	.167	3-3	12	1	2	0	0	1	3	1	0	0-0
St. John's	.286	2-2	7	1	2	0	1	0	0	0	0	0-0
USF	.300	3-3	10	5	3	0	0	2	5	3	0	1-1
West Virginia	.267	4-4	15	2	4	1	0	1	1	2	0	0-1

MANCINI'S OVERALL CAREER HIGHS

Hits: 4, at Rutgers (May 7, 2011)
Doubles: 2, at Coastal Carolina (Mar. 12, 2011)
Triples: 1, three times (last time at Rutgers-2, May 7, 2011)
Home runs: 1, nine times (last time vs. USF-1, May 14, 2011)
Total bases: 8, vs. Penn State (February 20, 2011)
RBI: 4, vs. Connecticut (Apr. 10, 2011)
Runs: 3, vs. Connecticut (Apr. 10, 2011)
Walks: 3, at Pittsburgh (Apr. 1, 2011)
Hit by pitch: 1, twice (last time vs. Connecticut, Apr. 8, 2011)
Struck out: 3, twice (last time vs. Connecticut, May 27, 2011)
Sac flies: 1, three times (last time at Louisville, May 19, 2011)
Sac bunts: 1, vs. Manhattan, Mar. 4 (2011)
At-bats: 6, at Rutgers (May 8, 2011)
Stolen bases: 1, four times (last time vs. USF-1, May 14, 2011)
Caught stealing: 1, three times (last time at Michigan, May 3, 2011)
Fielding chances: 21, at Rutgers (May 8, 2011)
Putouts: 17, at Rutgers (May 8, 2011)
Assists: 4, at Rutgers (May 8, 2011)
Hitting streak: 8, May 1 - May 14, 2011

MANCINI'S BIG EAST CAREER HIGHS

Hits: 4, at Rutgers (May 7, 2011)
Doubles: 1, five times (last time vs. Connecticut, May 25, 2011)
Triples: 1, twice (last time at Rutgers-2, May 7, 2011)
Home runs: 1, seven times (last time vs. USF-1, May 14, 2011)
Total bases: 6, vs. Connecticut (Apr. 10, 2011)
RBI: 4, vs. Connecticut (Apr. 10, 2011)
Runs: 3, vs. Connecticut (Apr. 10, 2011)
Walks: 3, at Pittsburgh (Apr. 1, 2011)
Hit by pitch: 1, vs. Connecticut (Apr. 8, 2011)
Struck out: 3, twice (last time vs. Connecticut, May 27, 2011)
Sac flies: 1, at Louisville (May 19, 2011)
Sac bunts: None
At-bats: 6, at Rutgers (May 8, 2011)
Stolen bases: 1, twice (last time vs. USF-1, May 14, 2011)
Caught stealing: 1, at Rutgers-2 (May 7, 2011)
Fielding chances: 21, at Rutgers (May 8, 2011)
Putouts: 17, at Rutgers (May 8, 2011)
Assists: 4, at Rutgers (May 8, 2011)



#20 CHARLIE MARKSON



Whitefish Bay, WI (Whitefish Bay)

JR	OF	R/R	6-2	200
----	----	-----	-----	-----

AT NOTRE DAME: One-year monogram winner enters his junior season with a .246 career batting average and eight RBI ... has added eight runs scored, two doubles, one triple, nine walks, two hit by pitch, two sacrifice bunts and four stolen bases (seven attempts) in 47 games (18 starts) ... in BIG EAST games, owns a career .167 batting average ... has added three runs scored, two walks, one hit by pitch and one sacrifice bunt 15 games (three starts) ... will compete for a starting spot in the outfield ... drafted in the 44th round of the 2009 MLB Draft by the Detroit Tigers ... possesses solid set of projectable tools ... was heavily recruited by new staff at Boston College as well ... in the mold of former Irish All-America and MLB first round draft pick A.J. Pollock ... extremely quick with a strong throwing arm ... tremendous contact hitter that has ability to hit for a high average.

SOPHOMORE SEASON (2011): Appeared in 32 games and started 14, including 12 in center field and two in left field ... hit with a pitch in the face in the season opener against Michigan State on Feb. 18 and missed three weeks ... batted .244 (11-for-45) with five runs scored, one double, one triple and five RBI ... added five walks, two hit by pitch, two sacrifice bunts and two stolen bases in five attempts ... recorded 14 total bases, posted a .311 slugging percentage and .346 on-base percentage ... posted a .944 fielding percentage ... committed three errors in 54 fielding chances with 51 putouts ... second on the Irish in games played off the bench ... saw action in 14 BIG EAST games and started three ... batted .167 (2-for-12) with three runs scored ... added two walks, one hit by pitch and one sacrifice bunt ... recorded two total bases, posted a .308 slugging percentage and .355 on-base percentage ... hit .273 (9-for-33) with two runs scored, one double, one triple, five RBI, three walks, one hit by pitch and two stolen bases in five attempts in non-conference games ... batted .000 (0-for-1) with one hit by pitch in the month of February ... hit .267 (8-for-30) with two runs scored, one double, one triple, five RBI, two walks and one stolen base in four attempts in the month of Mar. ... batted .000 (0-for-3) in the month of Apr. ... hit .273 (3-for-11) with three runs scored, three walks, one hit by pitch, two sacrifice bunts and one stolen base in one attempt in the month of May ... batted .143 (1-for-7) with one run scored, one walk and one stolen base in one attempt in home games ... hit .350 (7-for-20) in road games with three runs scored, one double, one triple, four RBI, four walks, one hit by pitch, one sacrifice bunt and one stolen base in two attempts in away games ... batted .176 (3-for-17) with two runs scored, two RBI, one walk, one hit by pitch, one sacrifice bunt and one stolen base in one attempt in Irish victories ... hit .200 (7-for-35) with three runs scored, one double, one triple, four RBI, one walk, two hit by pitch, two sacrifice bunts and no stolen bases in three attempts in day games ... batted .400 (4-for-10) with two runs scored, one RBI, four walks and two stolen bases in two attempts in night games ... hit .256 (10-for-39) with three runs scored, one double, one triple, five RBI, five walks, two hit by pitch, one sacrifice bunt and two stolen bases in five attempts in games started ... batted .167 (1-for-6) with two runs scored and one sacrifice bunt in games off the bench ... hit .167 (2-for-12) against left-handed pitching ... batted .273 (9-for-33) against right-handed pitching ... hit .211 (4-for-19) with runners on base ... batted .269 (7-for-26) with the bases empty ... went 0-for-2 (.000) with the bases loaded ... went 0-for-1 (.000) as a

pinch hitter ... hit .250 (4-for-16) with runners in scoring position ... advanced nine base runners on 22 attempts, good for a percentage of .409 ... registered four RBI and batted .333 (6-for-18) with two outs ... registered one multi-hit game, a three-hit outing against Winthrop on Mar. 4 ... registered a season-long four-game hitting streak (Mar. 12-17) ... reached base safely in four consecutive games (Mar. 12-17) ... Notre Dame went 5-9 when Markson started, including 5-7 in center field and 0-2 in left field ... the Irish went 1-1 when Markson batted second, 2-3 when he batted seventh, 0-1 when he hit eighth and 2-4 when he batted ninth ... went 3-for-3 with a run scored and RBI triple at Winthrop on Mar. 4 (three hits are a career-high) ... went 1-for-3 with a two-run double at Coastal Carolina on Mar. 12.

FRESHMAN SEASON (2010): Appeared in 15 games and started four, three in right field and one in center field ... batted .250 (5-for-20) with three runs scored, one double and three 22 RBI ... added four walks and two stolen bases in two attempts ... recorded six total bases, posted a .300 slugging percentage and .375 on-base percentage ... posted a .941 fielding percentage ... committed one error in 17 fielding chances with 16 putouts ... tied for third on the Irish in games played off the bench ... saw action in one BIG EAST game ... hit .250 (5-for-20) with three runs scored, one double, three RBI, four walks and two stolen bases in two attempts in non-conference games ... batted .375 (3-for-8) with two runs scored, one double and three RBI in the month of February ... hit .200 (2-for-10) with one run scored, four walks and two stolen bases in two attempts in the month of Mar.



MARKSON'S CAREER STATS

		OVERALL															
Year	AVG	GP-GS	AB	R	H	2B	3B	HR	RBI	TB	SLG%	BB	HBP	SO	GDP	OB%	SF
2010	.250	15-4	20	3	5	1	0	0	3	6	.300	4	0	4	0	.375	0
2011	.244	32-14	45	5	11	1	1	0	5	14	.311	5	2	16	0	.346	0
TOTAL	.246	47-18	65	8	16	2	1	0	8	20	.308	9	2	20	0	.365	0
		BIG EAST															
Year	AVG	GP-GS	AB	R	H	2B	3B	HR	RBI	TB	SLG%	BB	HBP	SO	GDP	OB%	SF
2010	.000	1-0	0	0	0	0	0	0	0	0	.000	0	0	0	0	.000	0
2011	.167	14-3	12	3	2	0	0	0	0	2	.167	2	1	6	0	.333	0
TOTAL	.167	15-3	12	3	2	0	0	0	0	2	.167	2	1	6	0	.333	0

... batted .000 (0-for-2) in the month of Apr. ... did not see action in the month of May ... batted .093 (1-for-11) with one run scored, four walks and two stolen bases in two attempts in home games ... hit 1.000 (1-for-1) in road games ... batted .222 (2-for-9) with three runs scored, one double, three RBI, three walks and one stolen base in one attempt in Irish victories ... hit .333 (4-for-12) with two runs scored, one double and three RBI in day games ... batted .125 (1-for-8) with one run scored, four walks and two stolen bases in two attempts in night games ... hit .083 (1-for-12) with one run scored, four walks and two stolen bases in two attempts in games started ... batted .500 (4-for-8) with two runs scored, one double and three RBI in games off the bench ... hit .111 (1-for-9) against left-handed pitching ... batted .364 (4-for-11) against right-handed pitching ... hit .333 (4-for-12) with runners on base ... batted .125 (1-for-8) with the bases empty ... went 1-for-1 (1.000) with the bases loaded ... hit .600 (3-for-5) as a pinch hitter ... hit .333 (3-for-9) with runners in scoring position ... advanced four base runners on 12 attempts, good for a percentage of .333 ... totaled two RBI and batted .167 (1-for-6) with two outs ... registered one multi-hit game against Mississippi Valley State on Feb. 21 ... recorded one multi-RBI game, a three-RBI outing versus Mississippi Valley State on Feb. 21 ... Notre Dame went 2-2 when Markson started, including 1-0 in center field and 1-2 in right field ... the Irish went 2-2 when Markson batted sixth ... went 2-for-3 with a run scored, double and three RBI against Mississippi Valley State on Feb. 21 ... added a pinch hit against Texas-Pan American on Mar. 10 ... went 1-for-3 versus Michigan State on Mar. 21 ... drew three walks and swiped a base against Ball State on Mar. 23.

PREP & PERSONAL: Four-year starter and letterwinner at Whitefish High School ... batted .486 with 11 doubles, six triples, two home runs and nine stolen bases as a senior ... recorded a .608 on-base percentage and .878 slugging percentage ... named team co-MVP, first team all-conference, second team all-suburban and second team all-area ... captured the Duke Pride Award (annually given to the player who shows the most leadership, teamwork and dedication to the team) ... as a junior and senior selected to Wisconsin Baseball Coaches Association All Star Classic ... named a Wisconsin Baseball Coaches Association Scholar/Athlete ... chosen in the 44th round of the 2009 MLB Draft by the Detroit Tigers ... batted .427 with a team-best 14 doubles and five triples as a junior ... also scored 35 runs, stole 26 bases, drove in 35 and recorded 41 hits ... named all-conference and all-district ... participated in the Milwaukee Brewers Classic Baseball Tournament ... hit a home run and drove in three in the title game ... also earned four letters in basketball as a point guard ... as a sophomore, led team in hits (48), triples (five), home runs (three), RBI (39) and runs scored (36) ... batted .403 and was named Team Offensive MVP ... born Feb. 6, 1991 ... son of Dave & Cathy Markson ... full name is Charles Asher Markson ... enrolled in Mendoza College of Business as a major in finance.

MARKSON'S CAREER STATS VS. BIG EAST (INCLUDES POSTSEASON)


	AVG.	GP-GS	AB	R	H	2B	3B	HR	RBI	BB	HBP	SB
Connecticut	.000	5-1	2	0	0	0	0	0	0	0	0	0-0
Georgetown	.000	2-0	1	0	0	0	0	0	0	0	0	0-0
Louisville	.333	3-2	6	2	2	0	0	0	0	2	1	0-0
Pittsburgh	.000	1-0	0	0	0	0	0	0	0	0	0	0-0
Rutgers	.000	1-0	2	0	0	0	0	0	0	0	0	0-0
Seton Hall	.000	2-0	0	1	0	0	0	0	0	0	0	0-0
St. John's	.000	1-0	0	0	0	0	0	0	0	0	0	0-0
USF	.000	1-0	0	0	0	0	0	0	0	0	0	0-0
West Virginia	.000	1-0	1	0	0	0	0	0	0	0	0	0-0

MARKSON'S OVERALL CAREER HIGHS

Hits: 3, vs. Winthrop (Mar. 4, 2011)
Doubles: 1, twice (last time at Coastal Carolina, Mar. 12, 2011)
Triples: 1, vs. Winthrop (Mar. 4, 2011)
Home runs: None
Total bases: 5, vs. Winthrop (Mar. 4, 2011)
RBI: 3, vs. Mississippi Valley State (February 21, 2010)
Runs: 1, eight times (last time at Louisville, May 20, 2011)
Walks: 3, vs. Ball State (Mar. 23, 2010)
Hit by pitch: 1, twice (last time at Louisville, May 21, 2011)
Struck out: 2, three times (last time at Rutgers, May 8, 2011)
Sac flies: None
Sac bunts: 1, twice (last time at Louisville, May 21, 2011)
At-bats: 5, vs. Manhattan (Mar. 5, 2011)
Stolen bases: 1, four times (last time vs. Michigan, May 4, 2011)
Caught stealing: 1, three times (last time vs. Iowa, Mar. 18, 2011)
Fielding chances: 7, at UTSA (Mar. 15, 2011)
Putouts: 7, at UTSA (Mar. 15, 2011)
Assists: None
Hitting streak: 4, Mar. 12 - Apr. 17, 2011

MARKSON'S BIG EAST CAREER HIGHS


Hits: 1, twice (last time at Louisville, May 20, 2011)
Doubles: None
Triples: None
Home runs: None
Total bases: 1, twice (last time at Louisville, May 20, 2011)
RBI: None
Runs: 1, three times (last time at Louisville, May 20, 2011)
Walks: 2, at Louisville (May 20, 2011)
Hit by pitch: 1, at Louisville (May 21, 2011)
Struck out: 2, at Rutgers (May 8, 2011)
Sac flies: None
Sac bunts: 1, at Louisville (May 21, 2011)
At-bats: 3, at Louisville (May 20, 2011)
Stolen bases: None
Caught stealing: None
Fielding chances: 3, twice (last time at Louisville, May 21, 2011)
Putouts: 3, at Louisville (May 21, 2011)
Assists: None



#1 ADAM NORTON

Highland, IN (Andean)

JR	RHP/OF	R/R	6-2	190
----	--------	-----	-----	-----



AT NOTRE DAME: Two-year monogram winner enters his junior season at the plate with a .257 career batting average, three home runs and 32 RBI ... has added 25 runs scored, 16 doubles, one triple, eight walks, five sacrifice flies, 10 sacrifice bunts and no stolen bases (three attempts) in 74 games (67 starts) ... on the mound, owns a 4.19 career ERA and 3-2 record, plus 57 strikeouts, 16 walks and 76 hits allowed (.288 opponent batting average) in 23 appearances (seven starts) and 68.2 innings (six hit batters, one wild pitch and three home runs allowed) ... averaging 7.47 strikeouts and 2.10 walks per 9.0 innings pitched as well as a 3.6 strikeout-to-walk ratio in his career ... in BIG EAST games, owns a career .246 career batting average, three home runs and 21 RBI ... has added 14 runs scored, nine doubles, one triple, four walks, four sacrifice flies, seven sacrifice bunts and no stolen bases (two attempts) in 41 games (36 starts) ... on the mound, owns a 5.71 career ERA and 0-0 record, plus 11 strikeouts, four walks and 20 hits allowed (.294 opponent batting average) in nine appearances (no starts) and 17.1 innings (two hit batters and two home runs allowed) ... positive, upbeat and great energy kid ... fun to be around and simply loves to play ... huge role with the team as both a pitcher and positional player ... enters the spring in competition for not only starting spot at third base but also in running for spot in weekend rotation ... fastball tops out in the upper 80s, owns a solid change-up and throws a ton of strikes ... solid defensive third baseman but continues to develop in terms of plate discipline.

SOPHOMORE SEASON (2011): Appeared in 37 games and started 36, including 31 at designated hitter, three in left field and two at third base ... batted .254 (32-for-126) with 10 runs scored, seven doubles, two home runs and 17 RBI ... added three walks, one hit by pitch, four sacrifice flies, eight sacrifice bunts and no stolen bases in one attempt ... recorded 45 total bases, posted a .357 slugging percentage and .269 on-base percentage ... posted a .893 fielding percentage ... committed three errors on 28 fielding chances with 17 assists, eight putouts and participated in one double play ... ranked in the top five on the Irish in sacrifice flies (first), home runs (third), RBI (fourth) and sacrifice bunts (tied for fourth) ... saw action in 24 BIG EAST games and started 24 ... batted .233 (20-for-86) with eight runs scored, three doubles, two home runs and 13 RBI ... added two walks, four sacrifice flies, six sacrifice bunts and no stolen bases in one attempt ... recorded 29 total bases, posted a .337 slugging percentage and .239 on-base percentage ... hit .300 (12-for-40) with two runs scored, four doubles, four RBI, one walk, one hit by pitch and two sacrifice bunts in non-conference games ... batted .250 (1-for-4) with one run scored in the month of February ... hit .304 (7-for-23) with two doubles, three RBI and four sacrifice flies in the month of Mar. ... batted .195 (8-for-41) with four runs scored, one double, one home run, five RBI, two walks, two sacrifice flies, three sacrifice bunts and no stolen bases in no attempts in

the month of Apr. ... hit .276 (16-for-58) with five runs scored, four doubles, one home run, nine RBI, one walk, one hit by pitch, two sacrifice flies and one sacrifice bunt in the month of May ... batted .258 (17-for-66) with five runs scored, four doubles, one home run, seven RBI, three walks, one sacrifice fly and six sacrifice bunts in home games ... hit .237 (9-for-38) with three runs scored, one double, one home run, seven RBI, three sacrifice flies, one sacrifice bunt and no stolen bases in one attempt in road games ... batted .255 (14-for-55) with eight runs scored, four doubles, one home run, nine RBI, two walks, two sacrifice flies and four sacrifice bunts in Irish victories ... hit .256 (21-for-82) with nine runs scored, four doubles, two home runs, 15 RBI, two walks, one hit by pitch, four sacrifice flies, six sacrifice bunts and no stolen bases in one attempt in day games ... batted .250 (11-for-44) with one run scored, three doubles, two RBI, one walk and two sacrifice bunts in night games ... hit .250 (31-for-124) with 10 runs scored, six doubles, two home runs, 16 RBI, three walks, one hit by pitch, four sacrifice flies, eight sacrifice bunts and no stolen bases in one attempt in games started ... went 1-for-2 (.500) with a double and RBI in games off the bench ... hit .184 (7-for-38) against left-handed pitching ... batted .284 (25-for-88) against right-handed pitching ... hit .217 (13-for-60) with runners on base ... batted .288 (19-for-60) with the bases empty ... went 0-for-3 (.000) with the bases loaded ... went 0-for-1 (.000) as a pinch hitter ... batted .225 (9-for-40) with runners in scoring position ... successful on six of nine RBI opportunities with a runner on third base and less than two outs ... advanced 35 base runners on 74 attempts, good for a percentage of .473 ... totaled nine RBI, third-best on the Irish, and batted .250 (12-for-48) with two outs ... registered six multi-hit games against Georgetown on Mar. 27, Western Michigan on Apr. 6, Seton Hall on May 1, Rutgers on May 8, Michigan State on May 17 and West Virginia on May 26 ... recorded four multi-RBI games against Gonzaga on Mar. 20, Pittsburgh on Apr. 3, Seton Hall on May 1 and USF-1 on May 14 ... Notre Dame went 16-19 when Norton started, including 14-17 at designated hitter, 2-1 in left field and 0-1-1 at third base ... the Irish went 0-1 when Norton led off, 9-9 when he hit sixth, 2-3 when he batted seventh, 2-2-1 when he hit eighth and 3-4 when he batted ninth ... homered on Apr. 1 at Pittsburgh and May 1 against Seton Hall ... made 15 appearances on the mound in the spring, including five starts ... went 2-2 with a 3.75 earned run average in 48.0 innings of work ... allowed 47 hits as his opponents batted .270 ... struck out 39 and walked 11 ... averaged 7.31 strikeouts and 2.06 walks per 9.0 innings pitched as well as a 3.5 strikeout-to-walk ratio ... collected three quality starts in five opportunities ... Notre Dame posted a 2-3 record when Norton started and a 4-11 mark when he pitched ... did not allow a run in five of 15 appearances... inherited 10 base runners upon entering the game and allowed four to score ... tied for third in strikeouts looking, fourth on the staff in games started, fourth in innings pitched, fourth in strikeouts ... went 0-0 with a 4.72 ERA in seven appearances (all in relief) in BIG EAST action ... allowed 13 hits in 13.1 innings of work as his opponents batted .277 ... struck out six and walked one ... went 2-2 with a 3.37 ERA in eight appearances (five starts) in non-conference action ... allowed 34 hits in 34.2 innings of work as his opponents batted .268 ... struck out 33 and walked eight ... went 1-1 with a 2.75 ERA in five appearances (two starts) in the month of Mar. ... allowed 19 hits in 19.2 innings of work as his opponents batted .268 ... struck out 23 and walked three ... went 1-0 with a 7.27 ERA in four appearances (one start) in the month of Apr. ... allowed 11 hits in 8.2 innings of work as his opponents batted .333 ... struck out seven and walked three ... went 0-1 with a 3.20 ERA in six appearances (two starts) in the month of May ... allowed 17 hits in 19.2 innings of work as his opponents batted .245 ... struck out 19 and walked five ... went 2-0 with a 2.66 ERA in seven appearances (three starts) in home games ... allowed 19 hits in 20.1 innings of work as his opponents batted .264 ... struck out 16 and walked

NORTON'S CAREER STATS

OVERALL																							
Year	AVG	GP-GS	AB	R	H	2B	3B	HR	RBI	TB	SLG%	BB	HBP	SO	GDP	OB%	SF	SH	SB-ATT	PO	A	E	FLD%
2010	.261	37-31	115	15	30	9	1	1	15	44	.383	5	1	14	1	295	1	2	0-2	14	73	6	.935
2011	.254	37-36	126	10	32	7	0	2	17	45	.357	3	1	17	2	269	4	8	0-1	8	17	3	.893
TOTAL	.257	74-67	241	25	62	16	1	3	32	89	.369	8	2	31	3	.281	5	10	0-3	22	90	9	.926

Year	ERA	W	L	App	GS	CG	SHO	CBO	SV	IP	H	R	ER	BB	SO	2B	3B	HR	BF	B/Avg	WP	HBP	BK
2010	5.23	1	0	8	2	0	0	0	0	20.2	29	13	12	5	18	9	0	2	97	.322	0	1	0
2011	3.75	2	2	15	5	0	0	1	1	48.0	47	20	20	11	39	13	0	1	202	.270	1	5	1
TOTAL	4.19	3	2	23	7	0	0	1	1	68.2	76	33	32	16	57	22	0	3	299	.288	1	6	1


BIG EAST																							
Year	AVG	GP-GS	AB	R	H	2B	3B	HR	RBI	TB	SLG%	BB	HBP	SO	GDP	OB%	SF	SH	SB-ATT	PO	A	E	FLD%
2010	.271	17-12	48	6	13	6	1	1	8	24	.500	2	0	7	1	.300	0	1	0-1	5	27	2	.941
2011	.233	24-24	86	8	20	3	0	2	13	29	.337	2	0	7	1	.239	4	6	0-1	4	7	1	.917
TOTAL	.246	41-36	134	14	33	9	1	3	21	53	.396	4	0	14	2	.261	4	7	0-2	9	34	3	.935

Year	ERA	W	L	App	GS	CG	SHO	CBO	SV	IP	H	R	ER	BB	SO	2B	3B	HR	BF	B/Avg	WP	HBP	BK
2010	9.00	0	0	2	0	0	0	0	0	4.0	7	5	4	1	5	2	0	2	22	.333	0	0	0
2011	4.72	0	0	7	0	0	0	0	0	13.1	13	7	7	3	6	3	0	0	57	.277	0	2	0
TOTAL	5.71	0	0	9	0	0	0	0	0	17.1	20	12	11	4	11	5	0	2	79	.294	0	2	0

three ... went 0-0 with a 4.85 ERA in four appearances (one start) in away games ... allowed 14 hits in 13.0 innings of work as his opponents batted .292 ... struck out 10 and walked four ... went 2-0 with a 2.57 ERA in four appearances (two starts) in Irish victories ... allowed 15 hits in 14.0 innings of work as his opponents batted .283 ... struck out 14 and walked four ... went 0-2 with a 4.15 ERA in 10 appearances (one start) in day games ... allowed 24 hits in 26.0 innings of work as his opponents batted .261 ... struck out 19 and walked seven ... went 2-0 with a 3.27 ERA in five appearances (four starts) in night games ... allowed 23 hits in 22.0 innings of work as his opponents batted .280 ... struck out 20 and walked four ... went 2-0 with a 2.25 ERA in five starts ... allowed 26 hits in 28.0 innings of work as his opponents batted .260 ... struck out 25 and walked six ... went 0-2 with a 5.85 ERA in 10 appearances out of the Irish bullpen ... allowed 21 hits in 20.0 innings of work as his opponents batted .284 ... struck out 14 and walked five ... left-handed hitters batted .327 (16-for-49) ... right-handed hitters batted .248 (31-for-125) ... batters hit .235 (20-for-85) with runners on base ... batters hit .303 (27-for-89) with the bases empty ... batters hit .200 (11-for-55) with two outs ... struggled mightily in first outing of the season, allowing three earned runs on three hits and one walk in 1.0 inning of work against Manhattan on Mar. 4 ... rebounded with a scoreless inning of relief and save in the 2-1 victory over NCAA regional qualifier Kent State on Mar. 13 ... tossed a career-high 8.0 innings and allowed only one earned run on six hits against Iowa on Mar. 17, but did not factor in the decision ... also punched out five Hawkeyes ... tossed 2.2 scoreless innings of relief against Georgetown on Mar. 27 ... failed to render in the decision against Central Michigan on Mar. 29, but registered his second straight quality start ... limited the Chippewas to a pair of earned runs on nine hits with career-high tying seven strikeouts and no walks ... collected second victory of the year against Western Michigan on Apr. 6 ... surrendered two runs on five hits with five strikeouts in 5.0 innings against the Broncos ... fanned career-high tying seven, walked two and limited Michigan to an earned run on five hits in 6.0 innings of work on May 3 ... registered back-to-back scoreless outings from the bullpen against Rutgers (May 8) and USF-2 (May 14) ... blanked the Scarlet Knights over 4.0 innings of relief on two hits with three punch outs and two walks ... struck out career-high tying seven and walked one against NCAA super regional qualifier Connecticut on May 27.

FRESHMAN SEASON (2010): Appeared in 37 games and started 31, including 26 at third base and five at shortstop ... batted .261 (30-for-115) with 15 runs scored, nine doubles, one triple, one home run and 15 RBI ... added five walks, one hit by pitch, one sacrifice fly, two sacri-

fice bunts and no stolen bases in two attempts ... recorded 44 total bases, posted a .383 slugging percentage and .295 on-base percentage ... posted a .935 fielding percentage ... committed six errors on 93 fielding chances with 73 assists, 14 putouts and participated in four double plays ... ranked in the top five on the Irish in assists (third), triples (tied for third) and doubles (tied for fourth) ... saw action in 17 BIG EAST games and started 12 ... batted .271 (13-for-48) with six runs scored, six doubles, one triple, one home run and eight RBI ... added two walks, one sacrifice bunt and no stolen bases in one attempt ... recorded 24 total bases, posted a .500 slugging percentage and .300 on-base percentage ... hit .254 (17-for-67) with nine runs scored, three doubles, seven RBI, three walks, one hit by pitch, one sacrifice fly, one sacrifice bunt and no stolen bases in one attempt in non-conference games ... batted .313 (5-for-16) with four runs scored, three RBI, one walk and one sacrifice bunt in the month of February ... hit .261 (12-for-46) with four runs scored, two doubles, four RBI, one walk, one hit by pitch and one sacrifice fly in the month of Mar. ... batted .256 (11-for-43) with six runs scored, five doubles, one triple, one home run, eight RBI, three walks and one sacrifice bunt in the month of Apr. ... hit .200 (2-for-10) with one run scored and two double in the month of May ... batted .229 (8-for-35) with three runs scored, two doubles, one triple, five RBI, one walk, one sacrifice fly and one sacrifice bunt in home games ... hit .261 (12-for-46) with eight runs scored, six doubles, one home run, six RBI, three walks and no stolen bases in one attempt in road games ... batted .205 (9-for-44) with seven runs scored, one double, one triple, six RBI, two walks, one hit by pitch, one sacrifice fly, one sacrifice bunt and no stolen bases in two attempts in Irish victories ... hit .256 (23-for-90) with 11 runs scored, seven doubles, one home run, 11 RBI, two walks, one hit by pitch, one sacrifice bunt and no stolen bases in two attempts in day games ... batted .280 (17-for-25) with four runs scored, two doubles, one triple, four RBI, three walks, one sacrifice fly and one sacrifice bunt in night games ... hit .245 (27-for-110) with 14 runs scored, eight doubles, one triple, 11 RBI, five walks, one hit by pitch, one sacrifice fly, two sacrifice bunts and no stolen bases in two attempts in games started ... batted .600 (3-for-5) with one run scored, one double, one home run and four RBI in games off the bench ... hit .222 (6-for-27) against left-handed pitching ... batted .273 (24-for-88) against right-handed pitching ... hit .327 (17-for-52) with runners on base ... batted .206 (13-for-63) with the bases empty ... went 0-for-1 (.000) with the bases loaded ... hit .500 (2-for-4) as a pinch hitter ... batted .243 (9-for-37) with runners in scoring position ... successful on three of four RBI opportunities with a runner on third base and less than two outs ... advanced 25 base runners on 57 attempts, good for a percentage of .439 ... totaled 12 RBI, second-best on the Irish, and batted .326 (14-for-43) with two outs ... registered nine multi-hit games, including a pair of three-hit contests (Mar. 10 at UTPA; Apr. 10 vs. Rutgers) ... recorded two multi-RBI games, including one four-RBI contest (Apr. 1 at Georgetown) ... Notre Dame went 12-19 when Norton started, including 10-16 at third base and 2-3 at shortstop ... the Irish went 2-3 when Norton batted fifth, 1-1 when he hit sixth, 2-4 when he batted seventh and 7-11 when he hit ninth ... went 2-for-4 with a run scored, double and clutch game-tying, three-run home run in the top of the ninth inning at Georgetown on Apr. 1 ... collected another multi-hit game against the Hoyas on Apr. 3; recorded two doubles and scored a run ... made eight appearances on the mound in the spring, including two starts ... went 1-0 with a 5.23 earned run average in 20.2 innings of work ... allowed 29 hits as his opponents batted .322 ... struck out 18 and walked five ... averaged 7.84 strikeouts and 2.18 walks per nine innings ... Notre Dame posted a 2-0 record when Norton started and a 4-4 mark when he pitched ... did not allow a run in two of eight appearances ... inherited four base runners upon entering the game and allowed four to score ... retired five of the seven first batters he faced ... tied for fifth on the staff in games started (two) ... went 0-0 with a 9.00 ERA in two appearances (both in relief) in BIG EAST action ... allowed seven hits in 4.0 innings of work as his opponents batted .333 ... struck out five and walked one ... went 1-0 with a 4.32 ERA in six appearances (two starts) in non-conference action ... allowed 22 hits in 16.2 innings of work as his opponents batted .319 ... struck out 13 and walked four ... went 0-0 with a 9.00 ERA in one appearance out of the bullpen in the month of February ... allowed three hits in 1.0 inning of work as his opponents batted .500 ... struck out two and walked none ... went 0-0 with a 4.50 ERA in one appearance out of the bullpen in the month of Mar. ... allowed three hits in 2.0 innings of work as his opponents batted .333 ... struck out two and walked none ... went 1-0 with a 3.68 ERA in five appearances (two starts) in the month of Apr. ... allowed 17 hits in 14.2 innings of work as his opponents batted .293 ... struck out 11 and walked four ... went 0-0 with a 12.00 ERA in one appearance out of the bullpen in the month of May ... allowed six hits in 3.0 innings of work as his opponents batted .353 ... struck out three and walked one ... went 1-0 with a 4.30 ERA in five appearances (two starts) in home games ... allowed 19 hits in 14.2 innings of work as his opponents batted .317 ... struck out 12 and walked four ... went 0-0 with a 12.00 ERA in one appearance out of the bullpen in away games ... allowed six hits in 3.0 innings of work as his opponents batted .353 ... struck out three and walked one ... went 1-0 with a 3.97 ERA in four appearances (two starts) in Irish victories ... allowed 13 hits in 11.1 innings of work as his opponents batted .289 ... struck out 10 and walked two ... went 0-0 with a 11.25 ERA in two appearances (both in relief) in day games ... allowed nine hits in 4.0 innings of work as his opponents batted .391 ... struck out five and walked one ... went 1-0 with a 3.78 ERA in six appearances (two starts) in night games ... allowed 20 hits in 16.2 innings of work as his opponents batted .299 ... struck out 13 and walked four ... went 1-0 with a 5.40 ERA in two starts ... allowed 11 hits in 8.1 innings of work as his opponents batted





...struck out seven and walked two ... went 0-0 with a 5.11 ERA in six appearances out of the Irish bullpen ... allowed 18 hits in 12.1 innings of work as his opponents batted .321 ... struck out 11 and walked three ... left-handed hitters batted .424 (14-for-33) and right-handed hitters batted .263 (15-for-57) ... batters hit .292 (14-for-48) with runners on base and .357 (15-for-42) with the bases empty.

PREP & PERSONAL: Four-year starter and letterwinner at Andean High School ... one of the most prolific hitters in Indiana state high school history ... established three career state records for total hits (202), RBI (183) and doubles (65) ... set 17 different school records ... earned all-state honors three times ... batted .550 with a school-record 55 RBI and 45 runs scored as a senior ... of his 60 hits, 39 were for extra bases, including an astounding 30 doubles, which shattered the previous state record of 27 ... also had five homers, four triples and a slugging percentage of 1.037 ... only struck out once all season ... named 2009 Prep Baseball Report Indiana Player of the Year ... *Louisville Slugger* Indiana Player of the Year ... batted .446 with 38 RBI, four home runs, 16 doubles and seven stolen bases as a junior, helping the 59ers to a 30-2 record ... as a sophomore hit .524 with 48 RBI and a school record 54 hits while registering a slugging percentage of .806 ... on the mound, amassed 27 victories (27-6) in four years ... posted a 9-0 record, which included eight complete games, a 1.45 ERA and 53 strikeouts in 53 innings as a senior ... went 6-1 with a 0.99 earned run average as a junior ... named to the Honor Roll all four years ... born Nov. 29, 1990 ... son of Jerry and Julie Norton ... full name is Adam Earl Norton ... enrolled in Mendoza College of Business as a major in marketing.

NORTON'S BIG EAST CAREER HIGHS

Hits: 3, vs. Rutgers (Apr. 10, 2010)
Doubles: 2, at Georgetown (Apr. 3, 2010)
Triples: 1, vs. Rutgers (Apr. 9, 2010)
Home runs: 1, three times (last time vs. Seton Hall, May 1, 2011)
Total bases: 6, at Georgetown (Apr. 1, 2010)
RBI: 4, at Georgetown (Apr. 1, 2010)
Runs: 2, vs. Connecticut (Apr. 10, 2011)
Walks: 1, four times (last time vs. Seton Hall, Apr. 30, 2011)
Hit by pitch: None
Struck out: 2, three times (last time vs. Connecticut, May 27, 2011)
Sac flies: 1, four times (last time at Louisville, May 21, 2011)
Sac bunts: 1, seven times (last time at Louisville, May 21, 2011)
At-bats: 6, at Rutgers (May 8, 2011)
Stolen bases: None
Caught stealing: 1, twice (last time at Pittsburgh, Apr. 2, 2011)
Innings pitched (starter): None
Innings pitched (reliever): 4.2, vs. Connecticut (May 27, 2011)
Walks allowed: 2, at Rutgers (May 8, 2011)
Strikeouts: 7, vs. Connecticut (May 27, 2011)
Batters faced: 18, at West Virginia (May 8, 2010)
Fielding chances: 6, at Seton Hall (Apr. 16, 2010)
Putouts: 2, twice (last time vs. Georgetown, Mar. 26, 2011)
Assists: 5, at Seton Hall (Apr. 16, 2010)

NORTON'S CAREER STATS VS. BIG EAST (INCLUDES POSTSEASON)

	AVG.	GP-GS	AB	R	H	2B	3B	HR	RBI	BB	HBP	SB
Cincinnati	.000	2-2	5	0	0	0	0	0	0	0	0	0-0
Connecticut	.000	5-5	18	2	0	0	0	0	1	1	1	0-0
Georgetown	.318	6-5	22	2	7	3	0	1	4	1	0	0-1
Louisville	.222	4-3	9	0	2	0	0	0	2	0	0	0-0
Pittsburgh	.182	3-3	11	1	2	0	0	1	4	0	0	0-1
Rutgers	.333	6-6	27	4	9	2	1	0	4	1	0	0-0
Seton Hall	.273	6-6	22	3	6	1	0	1	3	1	0	0-0
USF	.333	4-3	12	1	4	2	0	0	3	0	0	0-0
Villanova	.250	2-1	4	1	1	1	0	0	0	0	0	0-0
West Virginia	.286	6-5	14	1	4	0	0	0	0	0	0	0-0

	ERA	W-L	G	GS	CG	SHO	SV	IP	H	R-ER	BB-SO	B/AVG.
Connecticut	5.68	0-1	2	0	0	0/0	0	6.1	6	4-4	2-7	.261
Georgetown	0.00	0-0	1	0	0	0/0	0	2.2	1	0-0	0-0	.125
Louisville	9.00	0-0	1	0	0	0/0	0	2.0	3	2-2	0-0	.333
Pittsburgh	36.00	0-0	1	0	0	0/0	0	1.0	4	4-4	0-0	.667
Rutgers	0.00	0-0	1	0	0	0/0	0	4.0	2	0-0	2-3	.167
St. John's	0.00	0-0	1	0	0	0/0	0	1.0	1	0-0	0-2	.250
USF	0.00	0-0	1	0	0	0/0	0	1.0	1	0-0	0-1	.250
West Virginia	9.00	0-0	2	0	0	0/0	0	4.0	7	5-4	1-5	.350

NORTON'S OVERALL CAREER HIGHS

Hits: 3, twice (last time vs. Rutgers, Apr. 10, 2010)
Doubles: 2, at Georgetown (Apr. 3, 2010)
Triples: 1, vs. Rutgers (Apr. 9, 2010)
Home runs: 1, three times (last time vs. Seton Hall, May 1, 2011)
Total bases: 6, at Georgetown (Apr. 1, 2010)
RBI: 4, at Georgetown (Apr. 1, 2010)
Runs: 2, three times (last time vs. Connecticut, Apr. 10, 2011)
Walks: 1, eight times (last time vs. Michigan, May 4, 2011)
Hit by pitch: 1, twice (last time vs. Connecticut, May 27, 2011)
Struck out: 2, seven times (last time vs. Connecticut, May 27, 2011)
Sac flies: 1, five times (last time at Louisville, May 21, 2011)
Sac bunts: 1, 10 times (last time at Louisville, May 21, 2011)
At-bats: 6, twice (last time at Rutgers, May 8, 2011)
Stolen bases: None
Caught stealing: 1, three times (last time at Pittsburgh, Apr. 2, 2011)
Hitting streak: 9, May 7 - May 20, 2011
Innings pitched (starter): 8.0, vs. Iowa (Mar. 17, 2011)
Innings pitched (reliever): 4.2, vs. Connecticut (May 27, 2011)
Walks allowed: 2, six times (last time at Rutgers, May 8, 2011)
Strikeouts: 7, three times (last time vs. Connecticut, May 27, 2011)
Batters faced: 32, vs. Iowa (Mar. 17, 2011)
Winning Streak: None
Fielding chances: 6, twice (last time at Seton Hall, Apr. 16, 2010)
Putouts: 3, vs. Bradley (Mar. 11, 2010)
Assists: 5, at Seton Hall (Apr. 16, 2010)
Runners CS: None

#25 RICKY PALMER



Orland Park, IL (Brother Rice)

JR	C	R/R	6-0	200
----	---	-----	-----	-----

AT NOTRE DAME: Has played in nine career games without a start at Notre Dame ... batted .111 (1-for-9) with a double and run scored ... added a walk and hit by pitch ... will serve as the Irish bullpen catcher in 2012 ... a hard worker and solid receiver of the ball who will help play important role in the daily preparation of the Notre Dame pitching staff ... walk-on that earned a spot with the program with a solid fall in '10.

SOPHOMORE SEASON (2011): Played in nine games without a start ... saw exclusive action as a late-inning pinch hitter ... batted .111 (1-for-9) with a run scored, double, walk and hit by pitch ... batted .143 (1-for-7) as a pinch hitter ... smoked a double in first career Notre Dame at bat on Mar. 5 at Winthrop ... added a run scored in the loss to the Eagles.

FRESHMAN SEASON (2010): Did not participate in baseball.

PREP & PERSONAL: Lettered three years in baseball for head coach Tim Lyons ... versatile athlete also earned one letter in basketball ... as a senior, named all-Chicago Catholic League and all-area ... captured the Brother Rice H.S. Student-Athlete of the Year ... served as team captain ... honored with Coach Cliff Petrak Award - Best Defensive Performer. ... batted .398 with eight doubles, three home runs and 26 RBI ... also registered a .520 on-base percentage and .571 slugging percentage ... did not commit an error all season and threw out 13 of 23 base stealers



... helped Brother Rice H.S. to a school-record 27 consecutive victories, a conference title and a school record 31-3 overall record ... as a junior, helped Brother Rice H.S. to the Illinois High School Association state title game (runner-up) ... batted .388 with four doubles and four home runs ... owns a pair of single-game school records, including five hits and three doubles (vs. Marian in 2009) ... member of the National Honor Society and Modern Language Society ... named a Illinois State Scholar and National Merit Scholarship nominee ... graduated fourth in his Brother Rice H.S. senior class ... six-time superior honor roll and two-time high honor roll selection ... runner-up for 2009 Crusader of the Year award ... born February 28, 1991, in Orland Park, Ill. ... son of Rick and Priscilla Palmer ... has two sisters; Lauren and Jenna ... full name is Richard Dale Palmer III ... enrolled in Mendoza College of Business as a major in finance.

PALMER'S CAREER STATS VS. BIG EAST (INCLUDES POSTSEASON)

	AVG.	GP-GS	AB	R	H	2B	3B	HR	RBI	BB	HBP	SB
Connecticut	.000	1-0	1	0	0	0	0	0	0	0	0	0-0
Pittsburgh	.000	1-0	1	0	0	0	0	0	0	0	0	0-0
St. John's	.000	1-0	0	0	0	0	0	0	0	0	0	0-0
West Virginia	.000	1-0	0	0	0	0	0	0	0	0	0	0-0

PALMER'S OVERALL CAREER HIGHS


Hits: 1, at Winthrop (Mar. 5, 2011)
 Doubles: 1, at Winthrop (Mar. 5, 2011)
 Triples: None
 Home runs: None
 Total bases: 2, at Winthrop (Mar. 5, 2011)
 RBI: None
 Runs: 1, at Winthrop (Mar. 5, 2011)
 Walks: 1, vs. Gonzaga (Mar. 20, 2011)
 Hit by pitch: 1, vs. Iowa (Mar. 18, 2011)
 Struck out: 1, four times (last time at St. John's, Apr. 21, 2011)
 Sac flies: None
 Sac bunts: None
 At-bats: 2, at Winthrop (Mar. 5, 2011)
 Stolen bases: None
 Caught stealing: None
 Hitting streak: None
 Fielding chances: 2, vs. Iowa (Mar. 18, 2011)
 Putouts: 2, vs. Iowa (Mar. 18, 2011)
 Assists: None

PALMER'S BIG EAST CAREER HIGHS


Hits: None
 Doubles: None
 Triples: None
 Home runs: None
 Total bases: None
 RBI: None
 Runs: None
 Walks: None
 Hit by pitch: None
 Struck out: 1, twice (last time at St. John's, Apr. 21, 2011)
 Sac flies: None
 Sac bunts: None
 At-bats: 1, four times (last time at St. John's, Apr. 21, 2011)
 Stolen bases: None
 Caught stealing: None
 Fielding chances: None
 Putouts: None
 Assists: None

PALMER'S CAREER STATS

OVERALL												
Year	AVG	GP-GS	AB	R	H	2B	3B	HR	RBI	TB	SLG%	OB%
2011	.111	9-0	9	1	1	1	0	0	0	2	.222	.273
BIG EAST												
Year	AVG	GP-GS	AB	R	H	2B	3B	HR	RBI	TB	SLG%	OB%
2011	.000	4-0	4	0	0	0	0	0	0	0	.000	.000



#23 RYAN RICHTER



South Bend, IN (St. Joseph's)

SR	LHP	L/L	6-4	205
----	-----	-----	-----	-----

AT NOTRE DAME: Two-year monogram winner that missed the 2011 season following Tommy John surgery ... enters senior season with a 5.60 career ERA and 6-3 record, plus 40 strikeouts, 27 walks and 76 hits allowed (.300 opponent batting average) in 26 appearances (four starts) and 64.1 innings (six hit batters, two wild pitches, eight home runs allowed) ... in BIG EAST games, owns 6.93 career ERA and 1-0 record, plus 11 strikeouts, 10 walks and 30 hits allowed (.316 opponent batting average) in 10 appearances (no starts) and 24.2 innings (three hit batters and five home runs allowed) ... averaging 6.00 strikeouts and 3.78 walks per 9.0 innings pitched in his career ... unheralded recruit out of local St. Joseph's High School ... solid mechanics with a loose arm ... named to the *Collegiate Baseball Newspaper* Freshman All-America Team in 2009 ... one of 20 rookie pitchers and the only from any BIG EAST Conference school to make the squad ... carried a 3.442 cumulative GPA into the '12 spring semester.

SOPHOMORE SEASON (2010): Made 13 appearances on the mound in the spring and one start ... served as one of Notre Dame's top relievers ... went 1-1 with a 7.15 earned run average in 34.0 innings of work ... allowed 48 hits as his opponents batted .343 ... struck out 21 and walked 10 ... averaged 5.56 strikeouts and 2.65 walks per nine innings ... Notre Dame posted a 4-9 record when Richter pitched ... did not allow a run in four of 13 appearances ... collected one hold (vs. Mississippi Valley State on Feb. 20) ... went 0-for-1 in save opportunities (vs. Central Michigan on May 12) ... inherited 10 base runners upon entering the game and only allowed

three to score ... retired six of the 13 first batters he faced ... recorded one start on the year ... allowed three earned runs on five hits in 4.0 innings at Michigan on Apr. 20 (took the loss) ... struck out three and walked on in the outing against the Wolverines ... tied for fifth on the staff in games out of the bullpen (12) ... went 0-0 with a 8.84 ERA in six appearances (all in relief) in BIG EAST action ... allowed 29 hits in 18.1 innings of work as his opponents batted .372 ... struck out nine and walked seven ... went 1-1 with a 5.17 ERA in seven appearances (one start) in non-conference action ... allowed 19 hits in 15.2 innings of work as his opponents batted .306 ... struck out 12 and walked three ... went 0-0 with a 0.00 ERA in two appearances (both in relief) in the month of February ... allowed two hits in 1.0 inning of work as his opponents batted .500 ... struck out none and walked none ... went 1-0 with a 4.09 ERA in three appearances out of the bullpen in the month of Mar. ... allowed 10 hits in 11.0 innings of work as his opponents batted .238 ... struck out 12 and walked three ... went 0-1 with a 9.56 ERA in five appearances (one start) in the month of Apr. ... allowed 26 hits in 16.0 innings of work as his opponents batted .371 ... struck out eight and walked four ... went 0-0 with a 7.50 ERA in three appearances (all in relief) in the month of May ... allowed 10 hits in 6.0 innings of work as his opponents batted .417 ... struck out one and walked three ... went 1-0 with a 11.37 ERA in five appearances (all in relief) in home games ... allowed 26 hits in 12.2 innings of work as his opponents batted .441 ... struck out six and walked two ... went 0-1 with a 5.40 ERA in five appearances (one start) in away games ... allowed 19 hits in 18.1 innings of work as his opponents batted .271 ... struck out 14 and walked eight ... went 1-0 with a 4.82 ERA in four appearances out of the bullpen in Irish victories ... allowed 11 hits in 9.1 innings of work as his opponents batted .314 ... struck out five and walked two ... went 0-0 with a 6.54 ERA in six appearances (all in relief) in day games ... allowed 25 hits in 13.2 innings of work as his opponents batted .410 ... struck out five and walked five ... went 1-1 with a 4.87 ERA in seven appearances (one start) in night games ... allowed 23 hits in 20.1 innings of work as his opponents batted .291 ... struck out 16 and walked five ... went 0-1 with a 6.75 ERA in his only start ... allowed five hits in 4.0 innings of work as his opponents batted .313 ... struck out three and walked one ... went 1-0 with a 7.20 ERA in 12 appearances out of the Irish bullpen ... allowed 43 hits in 30.0 innings of work as his opponents batted .347 ... struck out 18 and walked seven ... left-handed hitters batted .350 (14-for-40) and right-handed hitters batted .340 (34-for-100) ... batters hit .359 (28-for-78) with runners on base and .323 (20-for-62) with the bases empty ... only nine of 31 batters reached base to lead



RICHTER'S CAREER STATS

Year	ERA	W	L	App	GS	CG	SHO	CBO	SV	IP	OVERALL												
											H	R	ER	BB	SO	2B	3B	HR	BF	B/Avg	WP	HBP	BK
2009	3.86	5	2	13	3	0	0	0	0	30.1	28	18	13	17	19	5	1	3	133	.248	2	1	1
2010	7.15	1	1	13	1	0	0	0	0	34.0	48	31	27	10	21	10	3	5	158	.343	0	5	0
TOTAL	5.60	6	3	26	4	0	0	0	0	64.1	76	49	40	27	40	15	4	8	291	.300	2	6	1
Year	ERA	W	L	App	GS	CG	SHO	CBO	SV	IP	BIG EAST												
											H	R	ER	BB	SO	2B	3B	HR	BF	B/Avg	WP	HBP	BK
2009	1.42	1	0	4	0	0	0	0	0	6.1	1	1	3	2	2	0	1	0	23	.059	0	1	0
2010	8.84	0	0	6	0	0	0	0	0	18.1	29	19	18	7	9	4	1	5	89	.372	0	2	0
TOTAL	6.93	1	0	10	0	0	0	0	0	24.2	30	20	19	10	11	4	2	5	112	.316	0	3	0

off an inning ... season would have look remarkably different with the exclusion of outing against Rutgers on Apr. 10 ... rocked for 10 earned runs on 11 hits (both season-highs for an Irish pitcher), including four doubles and three home runs, in 3.0 innings of work ... struck out four and walked one in three consecutive outings against UTPA (Mar. 10), Ball State (Mar. 20) and USF (Mar. 27) ... tossed 3.1 scoreless innings of relief at USF on Mar. 27; allowed a pair of hits ... added 2.0 more scoreless innings of relief against Valparaiso on Apr. 28; struck out one and walked one ... tossed 2.0 scoreless innings of relief in final outing of the year against Louisville on May 22.

FRESHMAN SEASON (2009): Made 13 appearances on the mound in the spring, three of which were starts ... served as one of Notre Dame's mid-week starters and weekend reliever ... went 5-2 with a 3.86 earned run average in 30.1 innings of work ... allowed 28 hits as his opponents batted just .248 ... struck out 19 and walked 17 ... averaged 5.64 strikeouts and 5.04 walks per nine innings ... did not allow an earned run in five of 10 relief outings ... ranked among the top five on the staff in victories (fourth) ... Notre Dame posted a 9-4 record when Richter pitched ... went 1-0 with a 1.42 ERA in four appearances in BIG EAST action ... allowed one hit in 6.1 innings of work as his opponents batted .059 ... struck out two and walked three ... made career-debut against NCAA Super Regional qualifier Rice (tossed a scoreless inning of relief with one strikeout) ... tossed 3.0 innings against Grambling on Mar. 11 (surrendered one earned run on four hits; struck out one) ... picked up first career victory against Valparaiso on Mar. 18 (did not yield an earned run on one hit in 2.0 innings of work) ... registered second victory of the season against Central Michigan on Mar. 24 (working 3.0 scoreless innings of relief; allowed two hits and struck out four) ... earned the victory for a third consecutive outing against Toledo on Apr. 1 (allowed one earned run on three hits in 4.0 innings of work; struck out four and walked one) ... tossed 1.0 scoreless inning of relief at Cincinnati on Apr. 11 ... was charged with the loss in first career start against Northwestern on Apr. 15 (allowed two earned runs on six hits; struck out career-high six and walked three) ... earned his fourth victory of the year in a start against Michigan on Apr. 22 (limited Wolverines to three earned runs on five hits in 5.0 innings to help Irish secure split of doubleheader; struck out one and walked three) ... tossed 3.0 hitless innings of relief against Louisville on Apr. 26 to register the win (did walk three and struck out one) ... tossed 2.0 innings of relief against UConn on May 1 (surrendered one earned run on one hit; struck out one) ... retired the only batter he faced against USF on May 10 ... allowed one earned run on one hit in 2.0 innings of work against Illinois State on May 12 ... struggled in his start against Louisville in the BIG EAST tournament on May 20 (roughed up for seven runs, four earned, on four hits and two walks in 0.1 inning).

PREP & PERSONAL: Played during the 2007 season for St. Joseph's High School head coach John Gumpf (a former Notre Dame baseball volunteer assistant whose wife, Deanna Gumpf, is the Irish softball head coach) ... earned honorable mention all-conference honors as a junior, after missing half the season due to a broken thumb ... also named second team all-conference as a sophomore ... started for the baseball and basketball teams throughout his first three years at St. Joe's ... helped lead baseball team to 2007 regional and sectional titles ... served as basketball team captain (also named defensive MVP) ... plays club baseball for Greenville Technology Incorporated (under head coach Joe Marker) ... received academic high honors throughout his high school career ... member of student government and the National Honor Society ... son of Patrick and Susan Richter ... his mother is the principal at St. Joseph's High School ... enrolled in Mendoza College of Business as a double major in accounting and computer application.

RICHTER'S CAREER STATS VS. BIG EAST (INCLUDES POSTSEASON)


	ERA	W-L	G	GS	CG	SHO	SV	IP	H	R-ER	BB-SO	B/AVG.
Cincinnati	5.40	0-0	2	0	0	0/0	0	3.1	4	2-2	1-0	.364
Connecticut	4.50	0-0	1	0	0	0/0	0	2.0	1	1-1	0-1	.167
Georgetown	3.86	0-0	1	0	0	0/0	0	4.2	5	3-2	2-2	.278
Louisville	6.75	1-1	3	1	0	0/0	0	5.1	6	7-4	5-1	.286
Rutgers	30.00	0-0	1	0	0	0/0	0	3.0	11	10-10	0-2	.550
USF	0.00	0-0	2	0	0	0/0	0	3.2	2	0-0	1-4	.154
West Virginia	12.00	0-0	1	0	0	0/0	0	3.0	5	4-4	3-1	.417

RICHTER'S OVERALL CAREER HIGHS

Innings Pitched (starter): 5.0, vs. Michigan-2 (Apr. 22, 2009)
Innings Pitched (reliever): 4.2, at Georgetown (Apr. 3, 2010)
Walks allowed: 3, four times (last time at West Virginia-1, May 8, 2010)
Strikeouts: 6, vs. Northwestern (Apr. 15, 2009)
Batters faced: 21, three times (last time vs. Rutgers, Apr. 10, 2010)
Fielding chances: 5, at Georgetown (Apr. 3, 2010)
Putouts: 3, at Georgetown (Apr. 3, 2010)
Assists: 1, eight times (last time at West Virginia-1, May 8, 2010)
Runners CS: 1, six times (last time vs. Michigan, Apr. 20, 2010)
Winning Streak: 3, Mar. 18 - Apr. 1, 2009

RICHTER'S BIG EAST CAREER HIGHS


Innings Pitched (starter): None
Innings Pitched (reliever): 4.2, at Georgetown (Apr. 3, 2010)
Walks allowed: 3, twice (last time at West Virginia-1, May 8, 2010)
Strikeouts: 4, at USF (Mar. 27, 2010)
Batters faced: 21, twice (last time vs. Rutgers, Apr. 10, 2010)
Fielding chances: 5, at Georgetown (Apr. 3, 2010)
Putouts: 3, at Georgetown (Apr. 3, 2010)
Assists: 1, at West Virginia-1 (May 8, 2010)
Runners CS: 1, at Georgetown (Apr. 3, 2010)
Winning Streak: 3, Mar. 18 - Apr. 1, 2009



#32 ALEX ROBINSON

Dallas, TX (First Baptist Academy)

SR	OF	B/R	6-0	170
----	----	-----	-----	-----



AT NOTRE DAME: Three-year monogram winner enters his senior season with a .206 career batting average (33-for-160) ... has added 21 runs scored, five doubles, eight RBI, nine walks, two hit by pitch, 13 sacrifice bunts and two stolen bases (eight attempts runs scored) in 76 games (45 starts) ... in BIG EAST games, owns a career .232 batting average ... has added five runs, three doubles, six RBI, one walk, one hit by pitch, six sacrifice bunts and one stolen base in two attempts in 27 games (16 starts) ... will compete for a starting spot in the outfield ... switch-hitter that can run well and play all three outfield positions ... will most likely compete for playing time in center field due in part to a strong and accurate throwing arm ... projects into the leadoff role similar to former Irish shortstop Brett Lilley (07).

JUNIOR SEASON (2011): Appeared in 45 games and started 36, including 26 in center field and 10 in left field ... batted .222 (26-for-117) with 10 runs scored, three doubles and seven RBI ... added five walks, one hit by pitch, 10 sacrifice bunts and two stolen bases in five attempts ... recorded 29 total bases, posted a .248 slugging percentage and .260 on-base percentage ... posted a .979 fielding percentage ... committed two errors in 94 fielding chances with three assists and 99 putouts ... saw action in 20 BIG EAST games and started 16 ... batted .241 (13-for-54) with four runs scored, three doubles and six RBI ... added one hit by pitch, six sacrifice bunts and one stolen base in one attempt ... recorded 16 total bases, posted a .296 slugging percentage and .255 on-base percentage ... hit .206 (13-for-63) with six runs scored, one RBI, five walks, four sacrifice bunts and one stolen base in four attempts in non-conference games ... batted .375 (6-for-16) with five runs scored, one RBI, three walks, one sacrifice bunt and one stolen base in one attempt in the month of February ... hit .111 (3-for-27) with one run scored, two walks, two sacrifice bunts and no stolen bases in three attempts in the month of Mar. ... batted .259 (7-for-27) with one run scored, two doubles, three RBI and one sacrifice bunt in the month of Apr. ... hit .213 (10-for-47) with three runs scored, one double, three RBI, one hit by pitch, six sacrifice bunts and one stolen base in one attempt in the month of May ... batted .279 (12-for-43) with two runs scored, one double, six RBI and five sacrifice bunts in home games ... hit .156 (5-for-32) with two runs scored, two doubles, one walk, one hit by pitch, three sacrifice bunts and one stolen base in two attempts in road games ... batted .351 (20-for-57) with 10 runs scored, two doubles, six RBI, three walks, one hit by pitch, seven sacrifice bunts and two stolen bases in four attempts in Irish victories ... hit .216 (19-for-88) with 10 runs scored, two doubles, five RBI, five walks, one hit by pitch, seven sacrifice bunts and two stolen bases in four attempts in day games ... batted .241 (7-for-29) with one double, two RBI, three sacrifice bunts and no stolen bases in one attempt in night games ... hit .226 (26-for-115) with 10 runs scored, three doubles, seven RBI, five walks, one hit by pitch, nine sacrifice bunts and two stolen bases in five attempts in games started ... went 0-for-2 (.000) with one sacrifice bunt in games off the bench ... hit .229 (8-for-35) against left-handed pitching ... batted .220 (18-for-82) against right-handed pitching ... hit .365 (19-for-52) with runners on base ... batted .108 (7-for-65) with the bases empty ... went 0-for-1 (.000) as a pinch hitter ... batted .235 (8-for-34) with runners in scoring position ...

successful on three of seven RBI opportunities with a runner on third base and less than two outs ... advanced 35 base runners on 63 attempts, good for a percentage of .556 ... collected three RBI and batted .179 (7-for-39) with two outs ... collected six multi-hit games, including a five-hit outing against Purdue on Feb. 19 ... registered a career-best eight-game hitting streak (Apr. 21 - May 7) ... went 5-for-5 with an RBI and three runs scored against Purdue on Feb. 19.

SOPHOMORE SEASON (2010): Appeared in 19 games and started eight in center field ... batted .176 (6-for-34) with nine runs scored, two doubles, one RBI ... added four walks, one hit by pitch, two sacrifice bunts and no stolen bases in one attempt ... recorded eight total bases, posted a .235 slugging percentage and .282 on-base percentage ... posted a .955 fielding percentage ... committed one error on 22 fielding chances with one assist and 20 putouts ... tied for third in games played off the bench ... saw action in five BIG EAST games off the bench ... went hitless in two at-bats with a walk and run scored ... hit .188 (6-for-32) with eight runs scored, two doubles, one RBI, three walks, one hit by pitch, two sacrifice bunts and no stolen bases in one attempt in non-conference games ... batted .000 (0-for-8) with two runs scored, one walk and one hit by pitch in the month of February ... hit .266 (6-for-23) with six runs scored, two doubles, one RBI, two walks and two sacrifice bunts in the month of Mar. ... batted .000 (0-for-2) with a walk, run scored and no stolen bases in one attempt in the month of Apr. ... hit .000



ROBINSON'S CAREER STATS

OVERALL																							
Year	AVG	GP-GS	AB	R	H	2B	3B	HR	RBI	TB	SLG%	BB	HBP	SO	GDP	OB%	SF	SH	SB-ATT	PO	A	E	FLD%
2009	.111	12-1	9	2	1	0	0	0	0	1	.111	0	0	3	0	.111	0	1	0-2	4	0	0	1.000
2010	.176	19-8	34	9	6	2	0	0	1	8	.235	4	1	7	3	.282	0	2	0-1	20	1	1	.955
2011	.222	45-36	117	10	26	3	0	0	7	29	.248	5	1	28	0	.260	0	10	2-5	89	3	2	.979
TOTAL	.206	76-45	160	21	33	5	0	0	8	38	.238	9	2	38	3	.257	0	13	2-8	113	4	3	.975
BIG EAST																							
Year	AVG	GP-GS	AB	R	H	2B	3B	HR	RBI	TB	SLG%	BB	HBP	SO	GDP	OB%	SF	SH	SB-ATT	PO	A	E	FLD%
2009	.000	2-0	0	0	0	0	0	0	0	0	.000	0	0	0	0	.000	0	0	0-1	0	0	0	.000
2010	.000	5-0	2	1	0	0	0	0	0	0	.000	1	0	0	0	.333	0	0	0-0	0	0	0	.000
2011	.241	20-16	54	4	13	3	0	0	6	16	.296	0	1	13	0	.255	0	6	1-1	39	2	1	.976
TOTAL	.232	27-16	56	5	13	3	0	0	6	16	.286	1	1	13	0	.259	0	6	1-2	39	2	1	.976

(0-for-1) in the month of May ... batted .000 (0-for-5) with one run scored and two walks in home games ... hit .286 (4-for-14) with four runs scored, one double, one RBI, one walk, one sacrifice bunt and no stolen bases in one attempt in road games ... batted .300 (3-for-10) with four runs scored, one double, two walks, one hit by pitch and two sacrifice bunts in Irish victories ... hit .125 (3-for-24) with four runs scored, one double, two walks, one hit by pitch and two sacrifice bunts in day games ... batted .300 (3-for-10) with five runs scored, one double, one RBI, two walks and no stolen bases in night games ... hit .200 (8-for-30) with eight runs scored, two doubles, one RBI, three walks, one hit by pitch and two sacrifice bunts in games started ... batted .000 (0-for-4) with one run scored, one walk and no stolen bases in one attempt in games off the bench ... hit .400 (4-for-10) against left-handed pitching ... batted .083 (2-for-24) against right-handed pitching ... hit .167 (3-for-18) with runners on base ... batted .188 (3-for-16) with the bases empty ... went 0-for-1 (.000) with the bases loaded ... hit .000 (0-for-3) as a pinch hitter ... batted .200 (2-for-10) with runners in scoring position ... successful on one of three RBI opportunities with a runner on third base and less than two outs ... advanced 10 base runners on 21 attempts, good for a percentage of .476 ... scored a team season-high four runs at UTPA on Mar. 9 ... registered a pair multi-hit games, including a three-hit contest (Mar. 9 at UTPA) ... Notre Dame went 3-5 when Robinson started ... the Irish went 1-1 when Robinson led off and 2-4 when he hit second ... went 3-for-5 with an RBI double and four runs scored at UTPA on Mar. 9 ... went 2-for-3 with a double and run scored against Gonzaga on Mar. 13 ... went hitless in his final 10 at-bats of the season.

FRESHMAN SEASON (2009): Appeared in 11 games and started one for the Irish ... batted .111 (1-for-9) with two runs, one sacrifice bunt and no stolen bases (two attempts) ... saw action in two BIG EAST games and attempted a stolen base ... went 1-for-3 (.333) in pinch hit opportunities ... collected first and only hit of the season in a pinch-hitting opportunity against Dayton (Feb. 28) ... started all three games for the Gold during the 2008 Blue-Gold World Series ... batted .300 (3-for-10) with a sacrifice bunt and two RBI.

PREP & PERSONAL: Standout player at First Baptist Academy while rating as the sixth-best prep outfielder in the expansive state of Texas (per Perfect Game Crosschecker; as of Aug. '07) ... also was rated 25th overall among high school players in Texas ... named second team all-district and team MVP as a junior in 2007, after batting .543 (38-for-70) with 13 extra-base hits (2 HR, 3 3B, 8 2B), a .624 on-base pct., 27 stolen bases (in 28 att.), 31 RBI and 32 runs scored ... also served as 2007 team captain ... earned lofty 9.5 ratings during the Perfect Game National and Perfect Game Sunshine South Showcase (also named top prospect at that event), both in June of 2007 ... also was invited to the Headfirst Baseball Honor Roll Showcase (summer '07) ... selected for several top events during the fall/winter of 2006, including: the Perfect Game World Wood Bat Championship (18U); the Top Guns National College Prospect Camp; and the Perfect Game National Underclass Showcase (where he was named to the "top prospects" team) ... his strong showing at the 2006 USA Junior Olympic Tournament earned him an invitation to represent the United States at a tournament in the Dominican Republic ... had impressive performance at the 2006 Louisiana All-Star Tournament, earning him an invitation to represent Team Mid-America at the Blue Gray Classic ... also competed at the Perfect Game Academic Showcase and the Memorial Weekend Tournament, where he was named offensive MVP ... 3.85 cumulative GPA (member of academic honor roll and principal's award); Service Club; Senior Ambassador; and nominations for the National Youth Leadership Forum, for the National Student Leadership Conference and the Lead America Youth Leadership Conference ... full name is Alexander Michael Robinson ... son of Mike and Karon Robinson ... born Jan. 25, 1990 ... enrolled in Mendoza College of Business as a management-entrepreneurship major.

ROBINSON'S CAREER STATS VS. BIG EAST (INCLUDES POSTSEASON)

	AVG.	GP-GS	AB	R	H	2B	3B	HR	RBI	BB	HBP	SB
Connecticut	.333	4-3	9	1	3	0	0	0	1	0	0	0-0
Louisville	.000	2-1	3	0	0	0	0	0	0	0	0	0-0
Pittsburgh	.000	2-0	0	0	0	0	0	0	0	0	0	0-0
Rutgers	.182	5-3	11	3	2	1	0	0	0	0	1	1-1
Seton Hall	.308	4-3	13	1	4	0	0	0	1	0	0	0-0
St. John's	.167	3-2	6	0	1	1	0	0	0	1	0	0-0
USF	.200	3-3	10	0	2	0	0	0	3	0	0	0-0
West Virginia	.154	7-4	13	0	2	1	0	0	1	0	0	0-1

ROBINSON'S OVERALL CAREER HIGHS

Hits: 5, vs. Purdue (February 19, 2011)
Doubles: 1, five times (last time at Rutgers-1, May 7, 2011)
Triples: None
Home runs: None
Total bases: 5, vs. Purdue (February 19, 2011)
RBI: 2, vs. USF-2 (May 14, 2011)
Runs: 4, at Texas-Pan American, Mar. 9, 2010)
Walks: 2, vs. Seattle (February 25, 2011)
Hit by pitch: 1, at Rutgers-1 (May 7, 2011)
Struck out: 3, twice (last time vs. USF, May 13, 2011)
Sacr flies: None
Sacr bunts: 2, vs. USF-1 (May 14, 2011)
At-bats: 5, four times (last time vs. Michigan, May 4, 2011)
Stolen bases: 1, twice (last time at Rutgers-2, May 7, 2011)
Caught stealing: 1, six times (last time at UTSA, Mar. 15, 2011)
Hitting streak: 8, Apr. 21 - May 7, 2011
Fielding chances: 8, vs. Seattle (February 26, 2011)
Putouts: 8, vs. Seattle (February 26, 2011)
Assists: 1, four times (last time vs. Connecticut, May 27, 2011)

ROBINSON'S BIG EAST CAREER HIGHS

Hits: 2, three times (last time vs. Seton Hall, May 1, 2011)
Doubles: 1, three times (last time at Rutgers-1, May 7, 2011)
Triples: None
Home runs: None
Total bases: 3, vs. West Virginia (Apr. 15, 2011)
RBI: 2, vs. USF-2 (May 14, 2011)
Runs: 1, four times (last time at Rutgers-2, May 7, 2011)
Walks: 1, vs. St. John's (Apr. 30, 2010)
Hit by pitch: 1, at Rutgers-1 (May 7, 2011)
Struck out: 3, twice (last time vs. USF, May 13, 2011)
Sacr flies: None
Sacr bunts: 2, vs. USF-1 (May 14, 2011)
At-bats: 5, vs. Seton Hall (Apr. 30, 2011)
Stolen bases: 1, at Rutgers-2 (May 7, 2011)
Caught stealing: 1, vs. West Virginia (Apr. 18, 2009)
Fielding chances: 5, three times (last time at Rutgers-2, May 7, 2011)
Putouts: 5, at Rutgers-2 (May 7, 2011)
Assists: 1, three times (last time vs. Connecticut, May 27, 2011)



#52 STEVE
SABATINO



Lockport, IL (Lockport Township)

SR	LHP	L/L	6-2	195
----	-----	-----	-----	-----

AT NOTRE DAME: Two-year monogram winner that missed the 2011 season following Tommy John surgery ... enters senior season with a 5.00 career ERA and 6-7 record, plus 86 strikeouts, 54 walks and 112 hits allowed (.275 opponent batting average) in 22 appearances (19 starts) and 104.1 innings (12 hit batters, six wild pitches, 10 home runs allowed) ... in BIG EAST games, owns a 6.48 career ERA and 2-4 record, plus 40 strikeouts, 25 walks and 60 hits allowed (.299 opponent batting average) in 10 appearances (nine starts) and 50.0 innings (four hit batters, one wild pitch, eight home runs allowed) ... averaging 7.42 strikeouts and 4.66 walks per 9.0 innings pitched in his career ... another stellar pitching prospect ... one of the top left-handed pitchers entering college in 2009 ... can throw three pitches for strikes and fast ball touches the low-90s ... registered a 3.900 GPA in the fall semester of 2011.

JUNIOR SEASON (2011): Missed the entire campaign following offseason Tommy John surgery.

SOPHOMORE SEASON (2010): Made 15 appearances on the mound in the spring, 14 of which were starts ... served as Notre Dame's Saturday starter ... his 15 appearances were the sixth-most by any Irish pitcher ... his 14 starts were tied for the most on the staff ... went 3-7 with a 5.53 earned run average in 71.2 innings of work ... allowed 83 hits as his opponents batted .283 ... struck out 61 and walked 33 ... averaged nearly 5.0 innings per start in league games

... among hurlers with at least 54.0 innings (1.0 inning pitched per team game) on the staff, he ranked first in ERA, first in opponents batting average, first in strikeouts, first in strikeouts looking, second in fewest runs allowed, second in fewest earned runs allowed, third in innings pitched, second in winning percentage, second in home runs allowed, third in walks allowed, third in doubles allowed, tied for third in wins and tied for third in triples allowed ... went at least six innings in six of his 14 starts ... registered three quality starts (at least six innings and three earned runs or less), including two in consecutive outings against Villanova (May 15) and Louisville (May 22) to close the season ... averaged 7.66 strikeouts and 4.14 walks per nine innings ... Notre Dame posted a 5-9 record when Sabatino started ... went 2-4 with a 6.70 ERA in nine appearances (all starts) in BIG EAST action ... allowed 56 hits in 47.0 innings of work as his opponents batted .295 ... struck out 39 and walked 22 ... averaged nearly 5.1 innings per start in league games ... went 1-3 with a 3.28 ERA in six appearances (five starts) in non-conference action ... allowed 27 hits in 24.2 innings of work as his opponents batted .262 ... struck out 22 and walked 11 ... went 1-0 with a 1.29 ERA in two appearances (one start) in the month of February ... allowed two hits in 7.0 innings of work as his opponents batted .087 ... struck out nine and walked six ... went 0-3 with a 5.09 ERA in four appearances (all starts) in the month of Mar. ... allowed 30 hits in 23.0 innings of work as his opponents batted .300 ... struck out 15 and walked seven ... went 2-2 with a 6.86 ERA in five appearances (all starts) in the month of Apr. ... allowed 25 hits in 21.0 innings of work as his opponents batted .291 ... struck out 22 and walked 16 ... went 0-2 with a 6.10 ERA in four appearances (all starts) in the month of May ... allowed 26 hits in 20.2 innings of work as his opponents batted .310 ... struck out 15 and walked four ... went 0-4 with a 6.85 ERA in six appearances (all starts) in home games ... allowed 28 hits in 22.1 innings of work as his opponents batted .292 ... struck out 19 and walked 16 ... went 2-2 with a 5.93 ERA in five appearances (all starts) in away games ... allowed 36 hits in 30.1 innings of work as his opponents batted .293 ... struck out 26 and walked 10 ... went 3-0 with a 4.55 ERA in six appearances (five starts) in Irish victories ... allowed 31 hits in 31.2 innings of work as his opponents batted .256 ... struck out 35 and walked 14 ... went 3-5 with a 5.26 ERA in 13 appearances (12 starts) in day games ... allowed 71 hits in 65.0 innings of work as his opponents batted .273 ... struck out 57 and walked 32 ... went 0-2 with a 8.10 ERA in two appearances (both starts) in night games ... allowed 12 hits in 6.2 innings of work as his opponents batted .364 ...



SABATINO'S CAREER STATS

OVERALL																							
Year	ERA	W	L	App	GS	CG	SHO	CBO	SV	IP	H	R	ER	BB	SO	2B	3B	HR	BF	B/Avg	WP	HBP	BK
2009	3.86	3	0	7	5	0	0	0	0	32.2	29	16	14	21	25	5	1	1	148	.254	5	4	0
2010	5.53	3	7	15	14	0	0	0	0	71.2	83	62	44	33	61	24	1	9	342	.283	1	8	0
TOTAL	5.00	6	7	22	19	0	0	0	0	104.1	112	78	58	54	86	29	2	10	490	.275	6	12	0
BIG EAST																							
Year	ERA	W	L	App	GS	CG	SHO	CBO	SV	IP	H	R	ER	BB	SO	2B	3B	HR	BF	B/Avg	WP	HBP	BK
2009	3.00	0	0	1	0	0	0	0	0	3.0	4	2	1	3	1	1	0	0	16	.364	0	0	0
2010	6.70	2	4	9	9	0	0	0	0	47.0	56	38	35	22	39	15	0	8	221	.295	1	4	0
TOTAL	6.48	2	4	10	9	0	0	0	0	50.0	60	40	36	25	40	16	0	8	237	.299	1	4	0

struck out four and walked one ... made one appearance out of Irish bullpen and allowed one earned run in 4.0 innings of work against Penn State on Feb. 28 ... left-handed hitters batted .267 (24-for-90) and right-handed hitters batted .291 (59-for-203) ... batters hit .349 (44-for-126) with runners on base and .234 (39-for-167) with the bases empty ... only 21 of 79 batters reached base to lead off an inning ... limited Villanova to just two earned runs on seven hits in 6.1 innings on May 15 ... punched out a career-best 11 and walked two ... the 11 strikeouts were the most by a Notre Dame pitcher since David Phelps fanned 11 against Louisville on May 12, 2007 ... tossed 6.0 solid innings and limited the potent Louisville lineup to a pair of earned runs on five hits on May 22 ... struck out a pair and did not issue a walk in a no-decision ... notched back-to-back quality starts for the first time in his career (2.92 ERA over that stretch) ... did not walk a batter against the Cardinals, the third time in his career he did not allow a base on balls in a start ... after walking seven in 5.2 innings against Cincinnati on Apr. 24, Sabatino walked just four in his next 20.2 innings (15 strikeouts) of work to lower his season walks per nine innings rate from 5.12 to 4.14 ... worked at least 6.0 innings in three consecutive starts for the first time in his career ... worked at least 5.0 innings in five straight outings against Kansas State (Mar. 06), Bradley (Mar. 11), Michigan State (Mar. 20), USF (Mar. 27) and Georgetown (Apr. 2) ... the third out of an inning eluded Sabatino all season, 37 of the 62 runs he surrendered crossed the plate with two outs, including 13 of the 18 unearned runs charged against the hurler.

FRESHMAN SEASON (2009): Made seven appearances on the mound in the spring, five of which were starts ... served as one of Notre Dame's mid-week starters ... went 3-0 with a 3.86 earned run average in 32.2 innings of work ... allowed 29 hits as his opponents batted just .254 ... struck out 25 and walked 21 ... went at least five innings in four of his five starts, including a career-best 7.1 innings of work against Western Michigan on May 11 (yielded three earned runs on eight hits; struck out four and walked one) ... averaged just over 5.1 innings per start ... averaged 6.89 strikeouts and 5.79 walks per nine innings ... ranked among the top five on the staff in games started (fourth), victories (fifth) and strikeouts (fifth) ... Notre Dame posted a 4-1 record when Sabatino started ... went 0-0 with a 3.00 ERA in one appearance in BIG EAST action ... allowed four hits in 3.0 innings of work as his opponents batted .364 ... struck out one and walked three ... struck out nine, the most by a Notre Dame freshman since 2002, en route to a victory in his first career start against Grambling on Mar. 11 ... fell just shy of Chris Niesel's freshman record punch out performance of 10 against Southern Illinois on Feb. 24, 2002 ... surrendered one earned run on two hits in 5.0 innings of work ... did not render in the decision against Valparaiso on Mar. 18 (yielded two earned runs on three hits in 5.1 innings of work; struck out four and walked three) ... struggled with his control in the start against Oakland on Mar. 25 (allowed three earned runs on four hits and five walks in 4.0 innings of work; no decision) ... picked up the victory against Bowling Green on Apr. 29 (surrendered three earned runs on four hits in 5.0 innings of work; struck out four and walked three) ... made two relief appearances ... tossed 3.0 innings in the regular season finale at St. John's (allowed one earned run on four hits and three walks; struck out one) ... worked another similar 3.0 innings out of the bullpen on May 20 against Louisville (surrendered one earned run on four hits and two walks; struck out three).

PREP & PERSONAL: An all-conference and all-area selection at Lockport Township High School, where he played for Steve Stanicek ... hit .327 as a junior while posting a 1.79 ERA and 57 strikeouts in 47 innings ... averaged 10.9 strikeouts per 9.0 innings ... has thrown his fastball in the low 90s ... invited to play in the Area Code Games ... also played for the Downers Grove Longshots (coached by Rob Rooney) ... played during the summer of 2006 for the Aurora Sparks U18 travel team that competed at the World Wood Bat Association tournament in East Cobb, Ga. ... his father, John Sabatino, played in the Chicago White Sox organization ... son of John and Deb Sabatino ... enrolled in Mendoza College of Business as a double major in information technology management and computer applications.

SABATINO'S CAREER STATS VS. BIG EAST (INCLUDES POSTSEASON)


	ERA	W-L	G	GS	CG	SHO	SV	IP	H	R-ER	BB-SO	B/AVG
Cincinnati	1.59	0-0	1	1	0	0/0	0	5.2	2	1-1	7-7	.111
Georgetown	9.53	1-0	1	1	0	0/0	0	5.2	7	6-6	2-5	.292
Louisville	3.00	0-0	2	1	0	0/0	0	9.0	9	4-3	2-5	.250
Rutgers	27.00	0-1	1	1	0	0/0	0	2.2	8	8-8	4-4	.533
Seton Hall	1.42	1-0	1	1	0	0/0	0	6.1	5	1-1	3-4	.217
St. John's	8.44	0-1	2	1	0	0/0	0	5.1	9	8-5	4-1	.391
USF	2.50	0-1	1	1	0	0/0	0	6.0	8	6-5	2-4	.308
Villanova	7.84	0-0	1	1	0	0/0	0	6.1	7	2-2	2-11	.304
West Virginia	9.00	0-1	1	1	0	0/0	0	6.0	9	6-6	1-2	.333

SABATINO'S OVERALL CAREER HIGHS

Innings Pitched (starter): 7.1, vs. Western Michigan (May 11, 2009)
Innings Pitched (reliever): 3.0, twice (last time vs. Louisville, May 20, 2009)
Walks allowed: 7, vs. Cincinnati (Apr. 24, 2010)
Strikeouts: 11, at Villanova (May 15, 2010)
Batters faced: 30, vs. Bradley (Mar. 11, 2010)
Fielding chances: 3, three times (last time at Seton Hall, Apr. 17, 2010)
Putouts: 1, three times (last time vs. Louisville-1, May 22, 2010)
Assists: 2, three times (last time at Villanova, May 15, 2010)
Runners CS: 1, vs. Western Michigan (May 11, 2009)
Winning Streak: 4, Mar. 11, 2009 - February 21, 2010

SABATINO'S BIG EAST CAREER HIGHS


Innings Pitched (starter): 6.1, twice (last time at Villanova, May 15, 2010)
Innings Pitched (reliever): 3.0, vs. Louisville (May 20, 2009)
Walks allowed: 7, vs. Cincinnati (Apr. 24, 2010)
Strikeouts: 11, at Villanova (May 15, 2010)
Batters faced: 29, at USF (Mar. 27, 2010)
Fielding chances: 3, at Seton Hall (Apr. 17, 2010)
Putouts: 1, twice (last time vs. Louisville-1, May 22, 2010)
Assists: 2, twice (last time at Villanova, May 15, 2010)
Runners CS: None



#40 **DAN SLANIA**

Tucson, AZ (Salpointe Catholic)

SO	RHP	R/R	6-5	275
----	-----	-----	-----	-----



AT NOTRE DAME: One-year monogram winner that enters sophomore season with a 2.35 career ERA and 2-3 record with four saves, plus 20 strikeouts, nine walks and 28 hits allowed (.252 opponent batting average) in 23 appearances (no starts) and 30.2 innings (three hit batters, one wild pitch, no home runs allowed) ... in BIG EAST games, owns a 0.75 career ERA and 2-1 record with one save, plus six strikeouts, two walks and 10 hits allowed (.233 opponent batting average) in seven appearances (no starts) and 12.0 innings (two hit batters, no home runs allowed) ... averaging 5.87 strikeouts and 2.64 walks per 9.0 innings pitched as well as a 2.2 strikeout-to-walk ratio in his career ... pitched exclusively out of Irish bullpen as a freshman ... candidate for weekend starter this season ... competitive, big, athletic and hard-throwing right-handed pitcher ... falls into the same mold as Brian Dupra from a previous recruiting class - strong-arm, down-hill throwing right-handers ... top-notch athlete who also excelled on the football field, playing both quarterback and tight end ... very bright future in college baseball and projects into a front of the line BIG EAST weekend starter ... rated as the No. 17 MLB prospect in the BIG EAST by Perfect Game.

FRESHMAN SEASON (2011): Made 23 appearances out of the Irish bullpen ... served as top setup man and co-closer ... his 23 appearances were tied for the most by any pitcher on the staff ... went 2-3 with a 2.35 earned run average and four saves in 30.2 innings of work ... allowed 28 hits as his opponents batted .252 ... struck out 20 and walked nine ... ranked first in games finished, tied for first in relief appearances, second in saves, second in games finished and sixth in strikeouts ... averaged 5.87 strikeouts and 2.64 walks per nine innings ... posted a 2.2 strikeout-to-walk ratio ... Notre Dame posted a 11-11-1 record when Slania pitched ... did not allow a run in 18 of 23 appearances... did not issue a walk in 18 of 23 appearances ... collected one hold (vs. Seattle on Feb. 25) ... went 4-for-5 in save opportunities ... inherited 20 base runners upon entering the game and only allowed five to score ... retired 18 of the 23 first batters he faced ... went 2-1 with a 0.75 ERA in seven appearances (all in relief) in BIG EAST action ... allowed 10 hits in 12.0 innings of work as his opponents batted .233 ... struck out six and walked two ... went 0-2 with a 3.38 ERA in 16 appearances (all in relief) in non-conference action ... allowed 18 hits in 18.2 innings of work as his opponents batted .265 ... struck out 14 and walked seven ... went 0-0 with a 0.00 ERA in three appearances (all in relief) in the month of February ... allowed two hits in 3.1 innings of work as his opponents batted .182 ... struck out none and walked none ... went 0-1 with a 2.38 ERA and three saves in nine appearances (all in relief) in the month of Mar. ... allowed 10 hits in 10.1 innings of work as his opponents batted .250 ... struck out seven and walked one ... went 0-0 with a 0.00 ERA in four appearances (all in relief) in the month of Apr. ... allowed four hits in 3.1 innings of work as his opponents batted .308 ... struck out one and walked one ... went 2-1 with a 3.55 ERA and one save in seven appearances (all in relief) in the month of May ... allowed 12 hits in 12.2 innings of work as his opponents batted .255 ... struck out 12 and walked seven ... went 1-1 with a 2.13 ERA and two saves in nine appearances (all in relief) in home games ... allowed nine hits in 12.2 innings of work as his opponents batted .200 ... struck out 15 and walked six ... went 1-1 with a 1.12 ERA in five appearances (all in relief) in away games ... allowed eight hits in 8.0 innings of work as his opponents batted .296 ... struck out one and walked one ... went 2-0 with a 0.53 ERA and four saves in 11 appearances (all in relief) in Irish victories ... allowed 12 hits in 17.0 innings of work as his opponents batted .207 ... struck

out 11 and walked two ... went 2-2 with a 2.22 ERA and three saves in 18 appearances (all in relief) in day games ... allowed 24 hits in 24.1 innings of work as his opponents batted .267 ... struck out 10 and walked four ... went 0-1 with a 2.84 ERA and one save in five appearances (all in relief) in night games ... allowed four hits in 6.1 innings of work as his opponents batted .190 ... struck out 10 and walked five ... left-handed hitters batted .189 (7-for-37) ... right-handed hitters batted .284 (21-for-74) ... batters hit .183 (11-for-60) with runners on base ... batters hit .333 (17-for-51) with the bases empty ... batters hit .118 (4-for-34) with two outs (over 100 points lower than the Irish as a team) ... tossed a season-high 3.1 innings and blanked Louisville to help the Irish edge the Cardinals, 2-1, and secure a spot into the 2011 BIG EAST Tournament ... picked up the victory in relief against Seton Hall on May 1 with 2.1 innings of solid relief (allowed a run on three hits with one strikeout and one walk) ... registered saves against UAB on Mar. 12, Georgetown on Mar. 26, Central Michigan on Mar. 29 and West Virginia on May 26 ... did not allow a run over each of his first four career outings ... made eight consecutive appearances without allowing a



SLANIA'S CAREER STATS

OVERALL																							
Year	ERA	W	L	App	GS	CG	SHO	CBO	SV	IP	H	R	ER	BB	SO	2B	3B	HR	BF	B/Avg	WP	HBP	BK
2011	2.35	2	3	23	0	0	0	4	4	30.2	28	12	8	9	20	4	1	0	127	.252	1	3	0
BIG EAST																							
Year	ERA	W	L	App	GS	CG	SHO	CBO	SV	IP	H	R	ER	BB	SO	2B	3B	HR	BF	B/Avg	WP	HBP	BK
2011	0.75	2	1	7	0	0	0	1	1	12.0	10	2	1	2	6	2	0	0	47	.233	0	2	0

run against Gonzaga on Mar. 19 (2.0 IP), Gonzaga on Mar. 20 (1.0 IP), Georgetown on Mar. 26 (1.0 IP), Central Michigan on Mar. 29 (1.0 IP), Pittsburgh on Apr. 1 (0.2 IP), Western Michigan on Apr. 6 (0.2 IP), Connecticut on Apr. 10 (1.0 IP) and West Virginia on Apr. 17 (1.0 IP) ... scoreless streak reached 10.0 innings ... walked two guys over his first 20.1 innings of work ... struggled with command against Michigan on May 4 with four walks (allowed two earned runs on two hits in 2.0 innings of work; also struck out season-high four) ... had just one other outing with more than one free pass.

PREP & PERSONAL: Lettered four years in baseball for head coach Danny Preble ... versatile athlete earned letters in baseball and football ... served as the Salpointe Catholic High School Senior Class President ... as a junior in baseball, was named all-Southern Arizona Honorable Mention and coaches' SA Southern Region I All-Stars First Team ... captured the Dr. Voie Stuart Chase Coy Scholar Athlete Award and Catholic Schools Week Award ... member of the National Honor Society and honor roll ... batted .344 with eight home runs and 25 RBI ... posted a 4.94 ERA with 42 strikeouts (injury-hampered season) ... Salpointe Catholic H.S. Junior Class Athlete of the Year ... as a sophomore in baseball, named all-Southern Arizona Honorable Mention and coaches' SA Southern Region I All-Stars First Team ... captured the Dr. Voie Stuart Chase Coy Scholar Athlete Award in both baseball and football, as well as the Leonardo Da Vinci Humanities Award ... member of the Arizona Boys' State Delegate and Student Council ... batted .389 with five home runs and 29 RBI, posted a 4.96 ERA in 62.1 innings of work ... as a freshman, earned the Dr. Voie Stuart Chase Coy Scholar Athlete-Award in both baseball and football ... born May 24, 1992, in Phoenix, Ariz. ... son of Michael and Jody Slania ... has a brother, Matthew ... full name is Daniel Alexander Slania ... enrolled in Mendoza College of Business but major remains undecided.

SLANIA'S CAREER STATS VS. BIG EAST (INCLUDES POSTSEASON)

	ERA	W-L	G	GS	CG	SHO	SV	IP	H	R-ER	BB-SO	B/AVG.
Connecticut	13.50	0-0	2	0	0	0/0	0	1.1	3	2-2	2-0	.429
Georgetown	0.00	0-0	1	0	0	0/1	1	1.0	0	0-0	0-1	.000
Louisville	0.00	1-0	1	0	0	0/0	0	3.1	3	0-0	1-0	.300
Pittsburgh	0.00	0-1	1	0	0	0/0	0	0.2	2	1-0	0-0	.400
Seton Hall	3.86	1-0	1	0	0	0/0	0	2.1	3	1-1	0-1	.300
USF	0.00	0-0	1	0	0	0/0	0	2.2	0	0-0	0-3	.000
West Virginia	0.00	0-0	2	0	0	0/1	1	2.0	2	0-0	1-2	.286

SLANIA'S OVERALL CAREER HIGHS

Innings Pitched (starter): None
Innings Pitched (reliever): 3.1, at Louisville (May 21, 2011)
Walks allowed: 4, vs. Michigan (May 4, 2011)
Strikeouts: 4, vs. Michigan (May 4, 2011)
Batters faced: 12, vs. Michigan (May 4, 2011)
Fielding chances: 3, vs. Gonzaga (Mar. 19, 2011)
Putouts: 1, twice (last time at Pittsburgh, Apr. 1, 2011)
Assists: 2, vs. Gonzaga (Mar. 19, 2011)
Runners CS: 1, twice (last time vs. Iowa, Mar. 17, 2011)
Winning Streak: 1, May 21, 2011 - Current

SLANIA'S BIG EAST CAREER HIGHS

Innings Pitched (starter): None
Innings Pitched (reliever): 3.1, at Louisville (May 21, 2011)
Walks allowed: 1, twice (last time at Louisville, May 21, 2011)
Strikeouts: 3, vs. USF-1 (May 14, 2011)
Batters faced: 11, at Louisville (May 21, 2011)
Fielding chances: 1, four times (last time vs. USF-1, May 14, 2011)
Putouts: 1, at Pittsburgh (Apr. 1, 2011)
Assists: 1, three times (last time vs. USF-1, May 14, 2011)

#21 JOE SPANO

Verona, NJ (Seton Hall Prep)

SR

LHP

L/L

5-10

170



AT NOTRE DAME: Two-year monogram winner that missed the 2011 season following Tommy John surgery ... enters his senior season with a 5.98 career ERA and 1-4 record, plus 32 strikeouts, 17 walks and 38 hits allowed (.262 opponent batting average) in 36 appearances (two starts) and 40.2 innings (three hit batters, 10 wild pitches, three home runs allowed) ... in BIG EAST action, owns a 5.91 career ERA and 1-1 record, plus eight strikeouts, 14 walks and nine hits allowed (.265 opponent batting average) in 13 appearances (no starts) and 10.2 innings (one hit batter, three wild pitches, one home run allowed) ... averaging 7.08 strikeouts and 8.19 walks per 9.0 innings pitched in his career ... comes from a winning scholastic program ... not necessarily a crafty left-hander as he can run his fast ball into the high-80s ... owns a devastating breaking ball ... fields position well and controls the running game.

JUNIOR SEASON (2011): Missed the entire campaign following offseason Tommy John surgery.

SOPHOMORE SEASON (2010): Made 23 appearances out of the Irish bullpen ... served as the top left-handed reliever ... his 23 appearances were the second-most by any pitcher on the staff ... went 0-3 with a 7.59 earned run average... allowed 21 hits in 21.2 innings of work as his opponents batted .273 ... struck out 20 and walked 21 ... ranked second in relief appearances and third in games finished ... averaged 8.44 strikeouts and 8.86 walks per nine innings ... owns the highest strikeout per nine inning ratio of any returning pitcher ... Notre Dame posted a 8-15 record when Spano pitched ... did not allow a run in 14 of 23 appearances... collected a team-high tying four holds (vs. Mississippi Valley State on Feb. 20; vs. Gonzaga on Mar. 13; vs. Rutgers on Apr. 9; at Seton Hall on Apr. 17) ... inherited 14 base runners upon entering the game and only allowed five to score ... retired 15 of the 23 first batters he faced ... went 0-1 with a 7.27 ERA in eight appearances (all in relief) in BIG EAST action ... allowed eight hits in 8.2 innings of work as his opponents batted .276 ... struck out seven and walked 10 ... went 0-2 with a 7.82 ERA in 15 appearances (all in relief) in non-conference action ... allowed 13 hits in 12.2 innings of work as his opponents batted .271 ... struck out 13 and walked 11 ... went 0-0 with a 0.00 ERA in three appearances (all in relief) in the month of February ... allowed no hits in 1.2 innings of work as his opponents batted .000 ... struck out two and walked one ... went 0-2 with a 3.38 ERA in nine appearances (all in relief) in the month of Mar. ... allowed four hits in 8.0 innings of work as his opponents batted .167 ... struck out seven and walked nine ... went 0-1 with a 4.70 ERA in eight appearances (all in relief) in the month of Apr. ... allowed eight hits in 7.2 innings of work as his opponents batted .276 ... struck out eight and walked six ... went 0-0 with a 24.75 ERA in three appearances (all in relief) in the month of May ... allowed nine hits in 4.0 innings of work as his opponents batted .474 ... struck out three and walked five ... went 0-1 with a 9.00 ERA in nine appearances (all in relief) in home games ... allowed 13 hits in 9.0 innings of work as his opponents batted .342 ... struck out eight and walked six ... went 0-1 with a 10.80 ERA in seven appearances (all in relief) in

away games ... allowed seven hits in 6.2 innings of work as his opponents batted .333 ... struck out eight and walked 12 ... went 0-0 with a 1.42 ERA in eight appearances (all in relief) in Irish victories ... allowed five hits in 6.1 innings of work as his opponents batted .208 ... struck out eight and walked four ... went 0-3 with a 6.23 ERA in 14 appearances (all in relief) in day games ... allowed 10 hits in 13.0 innings of work as his opponents batted .222 ... struck out nine and walked 11 ... went 0-0 with a 9.72 ERA in nine appearances (all in relief) in night games ... allowed 11 hits in 8.1 innings of work as his opponents batted .344 ... struck out 11 and walked 10 ... left-handed hitters batted .267 (8-for-30) ... right-handed hitters batted .277 (13-for-47) ... batters hit .222 (10-for-45) with runners on base ... batters hit .344 (11-for-32) with the bases empty... batters hit .286 (8-for-28) with two outs ... registered four consecutive scoreless and hitless appearances against Mississippi Valley State on Feb. 20 and Feb. 21, Penn State on Feb. 28 and Harvard on Mar. 6 ... totaled 2.2 innings of work, two strikeouts and one walk during the stretch ... walked two and surrendered one earned run in 1.0 inning on two hits at UTPA on Mar. 9, but rebounded with three straight appearances without allowing an earned run (Mar. 10 vs. UTPA, Mar. 12 vs. Gonzaga and Mar. 14 vs. Pacific) ... worked back-to-back scoreless outings against UIC on Mar. 24 and USF on Mar. 26 ... registered three consecutive scoreless and hitless outings versus Rutgers on Apr. 9 and Apr. 11 and Seton Hall on Apr. 17 ... added two more scoreless relief appearances versus Toledo on Apr. 27 and St. John's on May 1 ... each of his outings against the Rockets and Red Storm lasted 3.0 innings ... struck out career-high five in 3.0 innings of work against the Rockets ... struggled over his final two appearances with a nagging injury (allowed 11 earned runs on six hits in 1.0 inning) against West Virginia on May 8 and Central Michigan on May 12.



SPANO'S CAREER STATS

OVERALL

Year	ERA	W	L	App	GS	CG	SHO	CBO	SV	IP	H	R	ER	BB	SO	2B	3B	HR	BF	B/Avg	WP	HBP	BK
2009	4.19	1	1	13	2	0	0	0	0	19.1	17	12	9	16	12	3	0	2	89	.250	1	2	1
2010	7.59	0	3	23	0	0	0	1	0	21.1	21	20	18	21	20	4	0	1	106	.273	9	1	2
TOTAL	5.98	1	4	36	2	0	0	1	0	40.2	38	32	27	37	32	7	0	3	195	.262	10	3	3

BIG EAST

Year	ERA	W	L	App	GS	CG	SHO	CBO	SV	IP	H	R	ER	BB	SO	2B	3B	HR	BF	B/Avg	WP	HBP	BK
2009	0.00	1	0	5	0	0	0	0	0	2.0	1	1	0	4	1	1	0	0	9	.200	0	0	0
2010	7.27	0	1	8	0	0	0	0	0	8.2	8	7	7	10	7	3	0	1	43	.276	3	1	0
TOTAL	5.91	1	1	13	0	0	0	0	0	10.2	9	8	7	14	8	4	0	1	52	.265	3	1	0

FRESHMAN SEASON (2009): Made 13 appearances on the mound in the spring, two were starts ... went 1-1 with a 4.19 earned run average in 19.1 innings of work ... allowed 17 hits as his opponents batted .250 ... struck out 12 and walked 16 ... went at least five innings in one of his two starts, including a career-best 5.1 innings against Trinity on Mar. 14 (allowed three earned runs on six hits; struck out three and walked four) ... right-handed hitters batted .184 (7-for-38) ... averaged 5.58 strikeouts and 7.45 walks per nine innings ... Notre Dame posted a 2-0 record when Spano started ... did not allow any runs in eight of 11 relief appearances ... made first career appearance on Feb. 22 against Purdue (0.2 scoreless innings of relief with one strikeout and one walk) ... struggled in his next outing on Feb. 27 against Gonzaga (tagged for two earned runs on two hits in 1.0 inning of work; struck out one and walked none) ... tossed 4.0 innings of relief at #7 Rice (surrendered two earned runs on two hits; struck out two and walked two) ... made first career start for the Irish on Mar. 14 against Trinity ... was charged with the first loss of his career against Oakland on Mar. 25 (allowed three runs, two earned, on two hits in 3.2 innings of work; fanned two and walked three) ... made another scoreless relief appearance against Louisville on Apr. 24 (retired only batter he faced) ... recorded fourth scoreless relief appearance of the year against UConn on May 2 (walked one and struck out one in 1.0 innings of work) ... made another scoreless relief appearance and picked up first career victory against UConn on May 3 (walked one and yielded a hit in 0.2 innings) ... recorded second start of the season against Illinois State on May 12 (did not allow an earned run on two hits in 2.0 innings of work; struck out two and walked two) ... made a pair of scoreless relief appearances in the two games against Louisville on May 23 at the BIG EAST tournament.

PREP & PERSONAL: Ranked among the top-70 left-handed pitchers in all of high school baseball (per Perfect Game) ... was the only sophomore on 2006 Seton Hall Prep team that won 2006 conference and state titles ... helped that team earn national top-25 rankings before playing for nation's top-ranked team in 2007, with that squad winning conference, county and state championships ... his 2007 season stats included a 2.20 ERA and 3-1 record in five stats, on a staff that included eventual first-round draft pick Rick Porcelli ... played at SHP for Mike Sheppard, Jr. (son of former Seton Hall University head coach Mike Sheppard) ... named to the "top prospects" team at the 2006 Perfect Game National Underclass Showcase ... received the SHP commitment award in 2006 and again in '07 ... threw two no-hitters in the summer of 2006, for the county champion Vailsburg Legion team ... pitched during the summer of 2007 at the World Wood Bat Association tournament in East Cobb, Ga., as a member of the Farrah Builders travel team (based in Oceanport, N.J.) ... hails from same hometown (Verona, N.J.) as former Notre Dame football tight end Anthony Fasano (now a member of the NFL's Miami Dolphins) ... son of Joe and Eileen Spano ... enrolled in Mendoza College of Business as an accounting major.

SPANO'S CAREER STATS VS. BIG EAST (INCLUDES POSTSEASON)

	ERA	W-L	G	GS	CG	SHO	SV	IP	H	R-ER	BB-SO	B/AVG.
Connecticut	0.00	1-0	2	0	0	0/0	0	1.2	1	0-0	2-1	.250
Georgetown	4.50	0-1	2	0	0	0/0	0	2.0	3	1-1	1-0	.429
Louisville	0.00	0-0	3	0	0	0/0	0	1.0	2	0-0	0-0	.500
Rutgers	0.00	0-0	2	0	0	0/0	0	1.0	0	0-0	1-1	.000
Seton Hall	0.00	0-0	2	0	0	0/0	0	0.2	0	1-0	3-1	.000
St. John's	0.00	0-0	1	0	0	0/0	0	3.0	3	0-0	1-1	.273
USF	0.00	0-0	2	0	0	0/0	0	1.0	0	0-0	3-2	.000
West Virginia	54.00	0-0	1	0	0	0/0	0	1.0	2	6-6	3-2	.500

SPANO'S OVERALL CAREER HIGHS

Innings Pitched (starter): 5.1, vs. Trinity (Mar. 14, 2009)
Innings Pitched (reliever): 4.0, vs. Rice (Mar. 7, 2009)
Walks allowed: 4, vs. Trinity (Mar. 14, 2009)
Strikeouts: 5, vs. Toledo (Apr. 27, 2010)
Batters faced: 25, vs. Trinity (Mar. 14, 2009)
Fielding chances: 4, vs. Trinity (Mar. 14, 2009)
Putouts: 1, three times (last time vs. St. John's, May 1, 2010)
Assists: 3, vs. Trinity (Mar. 14, 2009)
Runners CS: 1, vs. Connecticut (May 2, 2009)
Winning Streak: None

SPANO'S BIG EAST CAREER HIGHS

Innings Pitched (starter): None
Innings Pitched (reliever): 3.0, vs. St. John's (May 1, 2010)
Walks allowed: 3, at West Virginia (May 8, 2010)
Strikeouts: 2, twice (last time at West Virginia, May 8, 2010)
Batters faced: 12, vs. St. John's (May 1, 2010)
Fielding chances: 3, vs. St. John's (May 1, 2010)
Putouts: 1, twice (last time vs. St. John's, May 1, 2010)
Assists: 2, twice (last time vs. St. John's, May 1, 2010)
Runners CS: 1, vs. Connecticut (May 2, 2009)
Winning Streak: None

#24 PATRICK VEERKAMP

Fort Wayne, IN (Homestead)

JR	RHP	R/R	6-3	205
----	-----	-----	-----	-----



AT NOTRE DAME: One-time monogram winner that enters his junior season with a 11.12 career ERA and 0-2 record, plus seven strikeouts, 15 walks and 16 hits allowed (.314 opponent batting average) in seven appearances (two starts) and 11.1 innings ... must step into expanded role this spring ... must trust his stuff ... not a big strikeout guy that must pitch to contact, locate down in the zone and be comfortable with balls in play ... regardless of role, could also start midweek games, extremely important to staff ... carried a 3.901 cumulative GPA into the '12 spring semester following a perfect 4.000 GPA in the '11 fall semester.

SOPHOMORE SEASON (2011): Made four appearances – all out of the Irish bullpen ... went 0-0 with a 14.54 ERA ... allowed eight hits in 4.1 innings of work as opposed to .348 ... struck out four and walked 10 ... Notre Dame posted a 1-3 record when Veerkamp pitched ... tossed a scoreless inning of relief in the 5-0 victory over Seattle on Feb. 25 ... roughed up for four earned runs on two hits and five walks in 0.2 innings of work against Iowa on Mar. 18 ... struck out three, walked two and yielded two earned runs on three hits in season-high 2.0 innings against Michigan State on May 17 ... yielded two hits, two walks and five runs, only one earned, in 0.2 innings against Louisville on May 19.

FRESHMAN SEASON (2010): Made three appearances and one start ... went 0-2 with a 9.00 ERA ... allowed eight hits in 7.0 innings of work as opponents batted .286 ... struck out three and walked five ... Notre Dame posted an 0-3 record when Veerkamp pitched ... struggled over his first two career appearances, both starts, against UTPA (2.2 IP, 3 H, 4 ER, 3 BB, 1 K) and UIC (2.1 IP, 5 H, 3 ER, 2 BB, 1 K), but rebounded with 2.0 hitless and scoreless innings of relief versus Michigan on Apr. 21.

PREP & PERSONAL: Four-year starter and letterwinner at Homestead High School ... registered a .401 career batting average ... posted a 13-3 career mark as a pitcher ... as a senior, went 7-2 with a 1.86 earned run average in 49.0 innings pitched with 63 strikeouts ... also batted .468 with four home runs ... helped Homestead H.S. to a 23-4 record ... named first team all-conference, all-area and selected to participate in the North-South All-Star contest ... named high school pitcher of the year and academic all-state ... went 6-1 with a 3.46 earned run average with 33 strikeouts in 26.1 innings of work last spring ... led Homestead to a runner-up finish in the 4A state tournament ... two-way player also batted .347 with a .613 slugging percentage for the 26-6 Spartans ... ranked as the sixth-best player from the state of Indiana by the Prep Baseball Report ... named to the honor roll every semester of high school ... member of the National Honor Society and also a AP Scholar of Distinction ... born Aug. 18, 1990 ... full name is Patrick Michael Veerkamp ... son of Gregory and Mary Pat Veerkamp ... has a younger brother Daniel ... enrolled in the College of Science as a pre-professional studies major.

VEERKAMP'S CAREER STATS VS. BIG EAST (INCLUDES POSTSEASON)

	ERA	W-L	G	GS	CG	SHO	SV	IP	H	R-ER	BB-SO	B/AVG.
Louisville	13.50	0-0	1	0	0	0/0	0	0.2	2	5-1	2-0	.333



VEERKAMP'S OVERALL CAREER HIGHS

Innings Pitched (starter): 2.2, at Texas-Pan American (Mar. 10, 2010)
Innings Pitched (reliever): 2.0, twice (last time vs. Michigan State, May 17, 2011)
Walks allowed: 5, vs. Iowa (Mar. 18, 2011)
Strikeouts: 3, vs. Michigan State (May 17, 2011)
Batters faced: 14, at Texas-Pan American (Mar. 10, 2010)
Fielding chances: 1, twice (last time at Louisville, May 19, 2011)
Putouts: 1, at Louisville (May 19, 2011)
Assists: 1, at Texas-Pan American (Mar. 10, 2010)
Runners CS: None
Winning Streak: None

VEERKAMP'S BIG EAST CAREER HIGHS

Innings Pitched (starter): None
Innings Pitched (reliever): 0.2, at Louisville (May 19, 2011)
Walks allowed: 2, at Louisville (May 19, 2011)
Strikeouts: None
Batters faced: 9, at Louisville (May 19, 2011)
Fielding chances: 1, at Louisville (May 19, 2011)
Putouts: 1, at Louisville (May 19, 2011)
Assists: 1, None
Runners CS: None

VEERKAMP'S CAREER STATS

OVERALL																							
Year	ERA	W	L	App	GS	CG	SHO	CBO	SV	IP	H	R	ER	BB	SO	2B	3B	HR	BF	B/Avg	WP	HBP	BK
2010	9.00	0	2	3	2	0	0	0	0	7.0	8	9	7	5	3	3	0	0	34	.286	0	0	0
2011	14.54	0	0	4	0	0	0	1	0	4.1	8	11	7	10	4	0	1	2	34	.348	4	1	0
TOTAL	11.12	0	2	7	2	0	0	1	0	11.1	16	20	14	15	7	3	1	2	68	.314	4	1	0
BIG EAST																							
Year	ERA	W	L	App	GS	CG	SHO	CBO	SV	IP	H	R	ER	BB	SO	2B	3B	HR	BF	B/Avg	WP	HBP	BK
2011	13.50	0	0	1	0	0	0	0	0	0.2	2	5	1	2	0	0	0	2	9	.333	2	1	0



#10 CONOR BIGGIO




Houston, TX (St. Thomas)


FR	INF/OF	L/R	5-9	150
----	--------	-----	-----	-----

AT NOTRE DAME: Outstanding athlete with above-average speed and base-running skills ... will provide quality depth in both the infield and outfield ... combines good bat control with tremendous bat speed for smooth swing that is quick and compact ... pesky left-handed batter and strong leadoff option, due to on-base ability and advanced hitting approach ... feisty competitor who could be in the mix for a playing time in the outfield.

PREP & PERSONAL: Batted .356 with nine doubles, one triple, one home run, 11 RBI, 12 stolen bases and 52 runs scored as a senior in 2011 at St. Thomas H.S. in Houston, Texas ... registered a slugging percentage of .527 and on-base percentage of .539 ... named second team Rawlings/Perfect Game Preseason Texas Region All-High School Senior Team ... named Texas Association of Private and Parochial Schools (TAPPS) Class 5A State All-Tournament Team ... earned second team all-state selection and first team all-district honor ... helped St. Thomas to a TAPPS Class 5A State Championship ... in 4-3 victory over Argyle Liberty Christian in state semifinals, drove in the winning run in the bottom of the eighth inning ... had a pair of hits, scored two runs and threw out a runner at home plate in a 4-3 regional win over San Antonio Antonian ... also blasted his only homer of the season in a 4-1 bi-district win over Addison Trinity Christian in the bi-district round ... batted .311 with two doubles, four triples, 24 RBI, 21 stolen bases and 32 runs scored in 2010 ... registered a slugging percentage of .408 and on-base percentage of .478 ... helped St. Thomas to a TAPPS Class 5A State Championship ... earned second team all-state selection and first team all-district honor ... awarded first team all-district in 2009 ... helped St. Thomas to a TAPPS Class 5A State Championship in 2008 ... played for Ken Schulte and father Craig at St. Thomas ... father played entire 20-year MLB career with the Houston Astros (1988-2007) ... Craig ranks 21st all-time with 3,060 career hits, and is the ninth player in the 3,000 hit club to get all his hits with the same team ... born Jan. 7, 1993 ... full name is Conor Joseph Biggio ... son of Craig and Patty Biggio ... has two younger brothers, Cavan and Quinn ... enrolled in First Year of Studies.



#19 RYAN BULL



Eden Prairie, MN (Eden Prairie)

FR	C/OF	B/R	6-2	210
----	------	-----	-----	-----

AT NOTRE DAME: Versatile newcomer who could prove to be a valuable contributor in 2012 that can play either of the corner outfield spots or even handle catching duties ... has shown solid defensive skills in the outfield ... looking to continue development behind the plate ... definite potential power bat from both sides of the plate ... rated as the No. 38 MLB prospect in the BIG EAST by Perfect Game ... earned a 3.200 GPA in the fall of '11 ... his first semester on campus.

PREP & PERSONAL: Named 2011 Perfect Game Central Region All-American at Eden Prairie H.S. in Eden Prairie, Minn. ... 2011 Perfect Game nationally ranked top 500 ... 2011 Rawlings Pre-Season All-American top 400 players ... 2010 Perfect Game nationally ranked No. 328 overall and No. 3 in Minnesota ... 2010 Power Showcase All-American Team (representing the state of Minnesota) ... helped Eden Prairie to conference, sectional and state championship in 2010 ... helped Eden Prairie to conference and sectional championship in 2009 ... played for Tony Ruemmele at Eden Prairie ... born Oct. 8, 1992 ... full name is Ryan Carl Bull ... son of David and Leslie Bull ... has a younger sister, Brittany ... enrolled in First Year of Studies.



#39 ALEX CARTER




Winter Park, FL (Orangewood Christian)


FR	C	R/R	6-1	215
----	---	-----	-----	-----

AT NOTRE DAME: Has the opportunity to see early playing time at first base, designated hitter and behind the plate ... potential to be a middle of the order type of hitter ... brings the ability to hit both for average and power ... needs to develop his catching tools, as is the case with most freshman back stops, but brings a solid set of skills to the table ... made significant strength and conditioning improvements in the fall ... earned a 3.200 GPA in the fall of '11 ... his first semester on campus.

PREP & PERSONAL: Batted .490 with 14 doubles, 15 home runs, 50 RBI and 52 runs scored as a senior in 2011 at Orangewood Christian H.S. in Winter Park, Fla. ... registered a slugging percentage of 1.058 and on-base percentage of .558 ... named Bright House Sports Network Central Florida Baseball Player of the Year ... 2011 Rawlings Preseason Florida All-Region second-team selection ... ranked as the 19th-best catcher prospect (college or high school) for the 2011 MLB Draft by MLB Draft Guide ... batted .527 with 20 doubles, five home runs, 25 RBI and 31 runs scored in 2010 ... registered a slugging percentage of 1.541 and on-base percentage of .638 ... Orangewood Christian's 2010 Defensive Most Valuable Player ... 2010 second team all-state ... 2010 first team all-district selection ... 2010 Perfect Game Underclass honorable mention ... 2010 Perfect Game WVBA Underclass Champion (starting catcher) ... batted .541 with 17 doubles, one triple, four home runs, 22 RBI and 38 runs scored in 2009 ... Orangewood Christian's 2009 Defensive Most Valuable Player ... named to the 2009 National High School Invitational All-Tournament Team ... won the 2009 WVBA Underclass Championship ... 2009 Perfect Game Underclass Honorable Mention ... Orangewood Christian's 2008 Offensive Most Valuable Player ... batted .393 and named all-metro as a designated hitter ... played for Alan Kunkel at Orangewood Christian ... born June 3, 1992 ... full name is Alex Christopher Carter ... son of David & Julie Carter ... enrolled in First Year of Studies.



#36 PAT CONNAUGHTON




Danvers, MA (St. John's Prep)


FR	RHP	R/R	6-5	205
----	-----	-----	-----	-----

AT NOTRE DAME: Rated by *Baseball America* as the No. 29 overall freshman and No. 15 rookie pitcher entering the 2012 season ... one of two BIG EAST freshmen listed, joining RHP Nick Burdi of Louisville ... tough, hard-nosed competitor that has been on winning teams throughout his athletic career ... talented addition who could develop into future leader and anchor of the Irish staff ... has physical ability to be dominant pitcher on the college level, with classic bulldog mentality ... one of the hardest throwers on the team who can spot his explosive fastball with movement on both sides of the plate ... could fill role of starter or long reliever in '12 ... rated as the No. 4 MLB prospect in the BIG EAST by Perfect Game ... rated as the second-best freshman in the BIG EAST by *Baseball America*.

PREP & PERSONAL: Drafted in the 38th round of the 2011 MLB First-Year Player Draft by San Diego Padres as a senior out of St. John's Prep in Danvers, Mass. ... ranked the 33rd-best overall prospect nationally by Perfect Game ... ranked the 167th-best overall prospect nationally by ProspectWire.com ... posted an 11-2 record with a 1.75 earned-run average and 160 strikeouts in 90 innings pitched ... also played third base ... batted .400 with a .750 slugging percentage as a senior ... widely considered a top-five round pick by many MLB scouts entering the 2011 draft ... collected a no-hitter with 14 strikeouts and two walks in a 5-0 victory over the Spy Ponders, 5-0 (did not allow a ball to leave the infield) ... earned all-state honors in baseball during his senior season in addition to being a three-time all-conference performer ... 2010 Massachusetts Coaches' Division I North Most Valuable Player ... at the Massachusetts state championship, struck out 14 and surrendered three hits in 12.0 innings pitched and posted a 0.00 ERA ... named MVP of the 2008 Eastern Massachusetts Babe Ruth Tournament and led the New England Lightning to the silver medal at the AAU National Championships ... four-year letterwinner at St. John's Prep, where he is the all-time leading scorer (1,713 points) ... played under the guidance of head coach Sean Connolly ... averaged 23 points, 17 rebounds and eight assists during his high school career ... team captured the state title during his senior season ... 2011 Gatorade Player of the Year for the state of Massachusetts ... 2011 ESPN Mr. Basketball for Massachusetts ... ranked 73rd nationally by Scout.com and 100th by ESPN ... two-time all-state selection and three-time all-conference pick, including being named the conference's MVP as a junior and senior ... three-time team captain ... capped team MVP honors during his final three seasons ... two-time conference champion ... squad posted a 46-4 record during his junior and senior seasons ... only junior selected to the *Boston Globe* Super Team and the *Boston Herald* High Dream Team ... selected as Most Valuable Player (MVP) of the Catholic Conference and was named to the Catholic Conference All-Star Team ... also selected as his team's MVP and served as team captain ... helped lead his team to a 3-0 record at the 2010 AAU National Showcase in Orlando, Fla. ... averaged 30 points and 20 rebounds per game at the 2010 AAU Nationals ... lettered in football as a quarterback during his freshman and sophomore seasons ... born Jan. 6, 1993 ... full name is Patrick Bergin Connaughton ... son of Leonard and Susan Connaughton ... father played football at Framingham State College ... uncle, Richard, played baseball at Springfield College ... enrolled in Notre Dame's First Year of Studies program.



#13 KEVIN DEFILIPPIS




Homer Glen, IL (Providence Catholic)


FR	INF	R/R	6-0	170
----	-----	-----	-----	-----

AT NOTRE DAME: Hard-nosed newcomer who likely will fill a reserve role at either middle infield position, most likely second base ... very versatile infielder with good defensive skills and athleticism ... projects as a line drive and situational type of bat ... joins Notre Dame from a championship level high school program.

PREP & PERSONAL: Batted .475 with a .603 on-base percentage, 27 RBI, 43 runs scored and 21 stolen bases as a senior in 2011 at Providence Catholic H.S. in New Lenox, Ill. ... named to WJOL All-Tournament Team ... received the Stevie Bajenski Tournament Award ... helped top-ranked Providence Catholic High School to a Catholic League Blue Division title ... Student Council Vice President ... member of National Honor Society ... Illinois State Scholar ... named first team all-area by *Southtown Star* and *Chicago Sun-Times* ... awarded second team all-area by the *Chicago Tribune* ... first team Prep Baseball Report All-Star ... first team All-Illinois High School Coaches Association ... batted .450 in conference play and .365 overall with 35 runs scored, 12 stolen bases and a .980 fielding percentage in 2010 ... helped Providence Catholic to a Catholic League Blue Division title ... also earned a varsity letter in soccer in both 2009 and '10 ... born Apr. 12, 1993 ... full name is Kevin Michael DeFilippis ... son of Michael and Karen DeFilippis ... has an older sister, Kaleen, who is a volunteer student manager ... enrolled in First Year of Studies.



#13 MAC HUDGINS




Richmond, VA (Douglas S. Freeman)


FR	OF	B/R	6-0	185
----	----	-----	-----	-----

AT NOTRE DAME: Will likely push for immediate playing time in the outfield ... solid defensive outfielder with ability to cover significant ground ... true leadoff-type hitter ... brings athleticism to the program ... above average runner with very good defensive skills ... must gain strength and continue to develop into a productive hitter ... immediately provides quality depth right away ... earned a 3.067 GPA in the fall of '11 - his first semester on campus.

PREP & PERSONAL: 2011 Rebich Outstanding Male Athlete Scholarship Award at Douglas S. Freeman H.S. in Richmond, Va. ... U.S. Marine Scholar-Athlete Award ... named all-district and all-academic outfielder ... selected to the Central Region Team ... chosen as the Douglas S. Freeman Most Valuable Player ... named all-district and all-academic at wide receiver ... selected to the Central Region Team in football ... chosen as the Douglas S. Freeman Most Valuable Football Player ... earned a varsity letter in basketball and awarded 110% Award ... named all-district and all-academic outfielder in 2010 ... selected to the Central Region Team ... chosen as the *Richmond Times All-Metro* ... received Rebel Award for Outstanding Junior Player ... named all-district and all-academic quarterback in football ... earned a letter in basketball ... born Oct. 29, 1992 ... full name is Edward McCall Hudgins ... son of Jeff and Jennifer Hudgins ... has two brothers, Will and Jay ... Will is a senior co-captain of the 2012 Irish squad ... enrolled in First Year of Studies.



#31 SCOTT KERRIGAN




Saugus, CA (Saugus)


FR	RHP	R/R	6-7	215
----	-----	-----	-----	-----

AT NOTRE DAME: Promising right-handed addition who has the size (6-7, 215) and arm strength to become a dominant pitcher at the college level ... eager to learn and displays a positive attitude ... power arm with tremendous upside ... could help solidify Notre Dame's middle-relief corps.

PREP & PERSONAL: Three-year letterwinner at Saugus H.S. in Saugus, Calif. ... missed his senior season following a torn ACL ... participated in the 2010 Junior Olympics ... played in the Arizona 2010 all-academic game and the Southern California Scout Ball All-Star game ... suited up for the Cornejo Oaks and the So Cal Cardinals ... born Aug. 26, 1993 ... full name is Scott Patrick Kerrigan ... son of Mike and Dina Kerrigan ... has one sister, Jennifer ... enrolled in First Year of Studies.



#15 JASON MCMURRAY



West Des Moines, IA (Dowling Catholic)

FR	SS	R/R	6-1	185
----	----	-----	-----	-----

AT NOTRE DAME: Will compete for the starting shortstop role immediately ... above-average defensive infielder with tremendous range and strong throwing arm ... outstanding athlete that brings much needed athleticism to program ... joins Notre Dame from an outstanding program ... proven winner throughout his entire high school career.

PREP & PERSONAL: Named all-conference and all-district as a senior in 2011 at Dowling Catholic H.S. in West Des Moines, Iowa ... ranked by Perfect Game as the top player in the state of Iowa ... also ranked by Perfect Game as a top 400 player nationally ... ranked the 167th-best overall prospect nationally by ProspectWire.com ... team captain ... helped Dowling Catholic to Iowa state finals ... earned letter as starting shortstop ... earned letter as starting and all-conference safety in football ... also named all-district on the gridiron ... led Dowling Catholic to first football state title in 10 years ... named Class 4A all-state in football ... earned letter and started at guard on basketball team ... named all-conference and all-district in 2010 ... team captain ... helped Dowling Catholic to Iowa state finals ... earned letter as starting shortstop ... earned letter as starting and all-conference safety in football ... also named all-district on the gridiron ... earned letter and started at guard on basketball team ... named all-conference in 2009 ... helped Dowling Catholic to Iowa state finals ... earned letter as starting shortstop ... earned letter as starting and all-conference safety in football ... named all-conference in 2008 ... earned letter as starting shortstop ... born Oct. 8, 1992 ... full name is Jason Patrick McMurray ... son of Scott and Terri McMurray ... has two brothers, Brian and Kevin, and one sister, Kylie ... enrolled in First Year of Studies.



#8 BLAISE LEZYNSKI



Newtown, PA (Notre Dame H.S. (NJ))

FR	3B/OF	L/R	6-0	200
----	-------	-----	-----	-----

AT NOTRE DAME: Versatile player that can play all over the field with the exception of the mound ... missed the start of practice with a bout of Mononucleosis ... will compete for playing time most likely at one of the corner outfield spots ... outstanding hitter that will develop more power as he gets stronger ... earned a 3.200 GPA in the fall of 11 - his first semester on campus.

PREP & PERSONAL: Four-year letterwinner at Notre Dame H.S. in Lawrenceville, N.J. ... batted .492 with eight doubles, four home runs, 23 RBI, 21 runs scored and 14 stolen bases in 17 attempts in 2001 ... selected to Carpenter Cup All-Star Team and New Jersey State All-Star Game ... made 45 tackles (13.0 for loss) and 4.5 sacks in four games during 2010 football season (missed most of season with injury) ... earned county defensive player/linebacker of the week honors ... helped Notre Dame H.S. to an 8-2 record ... earned Academic & Athletic Achievement Award for *Trentonian* ... served as Treasurer on Student Government Executive Board ... named first team New Jersey all non-public, first team New Jersey all-South Jersey, first team all-area, first team all-conference, *Trentonian* and *Trenton Times* Offensive Player of the Year and team MVP in 2010 ... batted .506 with 11 doubles, six home runs, 34 runs scored, nine stolen bases and 40 RBI ... also registered a .602 on-base percentage and .835 slugging percentage ... led Notre Dame to a 20-6 record and Mercer County Champions ... invited to Area Code Games Tryout (batted .377 in tournament play for the Philly Bandits) ... moved from defensive back to linebacker during football season ... helped team win conference championship and 9-1 record ... served as Treasurer on Student Government Executive Board ... named first team all-area, first team all-conference in 2009 ... batted .385 with 21 RBIs ... played under Dave Amaro in the summer for the Philly Bandits (batted .438 in tournament play) ... also earned varsity letter in football as a defensive back ... batted .409 with 14 RBI in 2008 as the only freshman to earn a varsity letter ... played for the Council Rock Newtown Little League team that won Mid-Atlantic region and played in the Little League World Series in Williamsport, Pa. ... born Aug. 26, 1993 ... full name is Blaise Vincent Lezynski ... son of Gregory and Jacqueline Lezynski ... has one sister, Siobhan, and two brothers, Nick and Xavier ... Nick was a three-year walk-on on the Irish football team (2009-11) ... enrolled in First Year of Studies.

#33 PHIL MOSEY



Fishers, IN (Cathedral)

FR	INF	R/R	6-2	200
----	-----	-----	-----	-----

AT NOTRE DAME: Proven winner with strong leadership skills and work ethic ... combines with fellow freshman SS Jason McMurray to give Irish tremendous range and athleticism on left side of the infield ... has the chance to be a middle of the order hitter with a combination for average and power ... will compete immediately for the third base job.

PREP & PERSONAL: Four-year letterwinner at Cathedral H.S. in Indianapolis, Ind. ... batted .329 with 35 runs scored, 10 doubles, two triples, eight home runs, 27 RBI and a .793 slugging percentage in 2011 ... helped lead Cathedral to a 31-2 record and a 4A State Runner-up finish ... graduated with honors with 3.44 GPA ... helped Cathedral to a 92-5 record over four years ... first team all-Indianapolis in 2011 ... helped Cathedral capture sectional, regional and semi-state championship in 2011 ... earned baseball letter and full-time starter ... invited to 2011 Area Code Games ... 2011 Rawlings Pre-Season All-American First Team Central Region ... awarded prestigious 2011 L.V. Phillips Mental Attitude Award as voted on by Indiana High School Athletic Association Board of Directors ... batted .420 with 31 runs scored, 16 doubles, six home runs, 44 RBI and a .860 slugging percentage in 2010 ... helped lead Cathedral to a 31-2 record and a 4A State Runner-up finish in 2010 ... first team all-Indianapolis in 2010 ... helped Cathedral reach Indiana State Title game in 2010 ... helped Cathedral H.S. capture sectional, regional and semi-state championship in 2010 ... earned baseball letter and full-time starter ... invited to 2010 Area Code Games ... participated in 2010 East Coast Pro and All-American ... helped Cathedral capture sectional and regional championship in 2009 ... earned baseball letter and full-time starter ... helped Cathedral H.S. capture sectional championship in 2008 ... earned baseball letter ... born Apr. 27, 1993 ... full name is Philip David Mosey ... son of Brent and Susan Mosey ... enrolled in First Year of Studies.

#42 MATT TERNOWCHEK



Glenmore, PA (Downton East)

FR	RHP	R/R	6-5	195
----	-----	-----	-----	-----

AT NOTRE DAME: Another promising right-handed pitcher that possesses tons of upside for a kid that already has a very good arm ... good athlete that will get into the mix of competing for innings right away ... earned a 3.267 GPA in the fall of '11 - his first semester on campus.

PREP & PERSONAL: Three-year letterwinner at Downton H.S. in Glenmore, Pa. ... named top five pitcher in Southeast Pennsylvania by Philadelphia Inquirer in 2011 ... 2011 Rawlings/Perfect Game Preseason Atlantic Region second team selection ... finished 2011 regular season with a 6-1 record and 1.61 ERA ... led Downton to a 16-3 league record in 2011 ... team captain ... achieved academic honor roll ... named honorable mention all-area in 2010 ... helped Downton reach the AAAA state quarterfinals in 2010 ... played summer ball for Mike Manning at All-Star Baseball Academy ... participated on the Chester County Carpenter Cup Team in 2010 ... achieved academic honor roll ... named honorable mention all-area in 2009 ... participated on the Chester County Carpenter Cup Team ... achieved academic honor roll ... born Oct. 8, 1992 ... full name is Matthew David Ternowchek ... son of Jack and Margaret Ternowchek ... brother, Dan, pitches at Dartmouth College ... enrolled in First Year of Studies.

#37 KYLE RUBBINACCIO



Manalpan, NJ (Manalpan)

FR	RHP	R/R	6-3	210
----	-----	-----	-----	-----

AT NOTRE DAME: Proven winner from a championship level high school program ... possesses a power arm with an above average breaking ball ... could help solidify Notre Dame's late-relief corps while also drawing a spot start in mid-week action.

PREP & PERSONAL: Three-year letterwinner at Manalpan H.S. in Manalpan, N.J. ... finished Manalpan career with a 19-2 record ... went 5-0 with a 1.55 ERA in 2011 ... named first team all-division in baseball in 2011 ... first team all-district in basketball in 2011 ... named first team all-State Group 4, first team All-Shore and Monmouth County Player of the Year in 2010 ... chosen A-North Division Pitcher of the Year, first team all-district, first team all-A-North Division in 2010 ... went 9-0 with 1.29 ERA in 2010 ... allowed only two extra base hits all season ... named to the Carpenter Cup Shore All-Star Team ... 2010 Manalpan High School Pitcher of the Year ... named 2010 Perfect Game Pitcher of the Tournament - Northeast Qualifier ... named 2009 first team all-district in baseball ... went 5-2 with a 2.22 ERA ... born May 6, 1993 ... full name is Kyle Austin Rubbinaccio ... son of Robert and Marjorie Rubbinaccio ... has two brothers, Robby and Eric ... enrolled in First Year of Studies.

#17 CRISTIAN TORRES



Rancho Palos Verdes, CA (Palos Verdes Peninsula)

FR	RHP	R/R	6-6	205
----	-----	-----	-----	-----

AT NOTRE DAME: Promising right-handed addition who has the size (6-6, 205) and arm strength to become a dominant pitcher at the college level ... great deal of upside and could develop into a true power arm ... also possesses an above average breaking ball.

PREP & PERSONAL: Three-year letterwinner at Palos Verdes Peninsula H.S. in Rancho Palos Verdes, Calif. ... first team all-league and South Bay Athletic Club All Star in 2011 ... invited to 2011 Area Code and Major League Baseball Scouting Bureau Invitational showcases ... nominated for 2011 Palos Verdes Peninsula High School Athlete of the Year ... member of the 2011 California Scholarship Federation and Science National Honor Society ... went 7-2 with a 2.13 ERA in 53.2 innings and struck out 55 batters in 2011 ... member of the California Scholarship Federation, Principal's Honor Roll, Boy's State Nominee and Science National Honor Society in 2010 ... went 5-7 with a 3.12 ERA in 67.1 innings pitched struck out 68 batters in 2010 ... all-area team, first team all-league in 2009 ... member of the California Scholarship Federation and Principal's Honor Roll ... went 6-1 with a 1.44 ERA in 43.2 innings and struck out 50 batters in 2009 ... born June 8, 1993 ... full name is Cristian delaRosa Torres ... son of Juan Torres and Dora de la Rosa ... has one sister, Alexandra ... enrolled in First Year of Studies.

UNIVERSITY OF NOTRE DAME

FIGHTING IRISH



COACHING STAFF

Mik Aoki, the only head baseball coach to lead Boston College to an NCAA Regional since 1967, enters his second season at Notre Dame in 2012.



**MIK
AOKI**

Head Coach
12th Year Overall
Second Year at Notre Dame
Davidson '90



Mik Aoki (pronounced A-O-key), the only head baseball coach to lead Boston College to an NCAA Regional since 1967, heads into his second year in 2012 as the 20th head baseball coach at the University of Notre Dame.

Aoki guided the Irish to a 23-29-1 record and 13-13 mark in the BIG EAST in 2011 – leading Notre Dame back to the conference tournament (an accomplishment unreached in 2010). The Irish finished just one half game out of fourth in the league regular season standings.

Notre Dame competed against a challenging schedule last year with an inexperienced and injury-depleted squad. The Irish played without a trio of key left-handed pitchers, including 2010 No. 2 starter Steve Sabatino. The Irish had lost four of their top five hitters, over 50 percent of their run production and nearly 70 percent of their home run output from '10 (all to graduation). Notre Dame also broke out six first-year everyday players, including a pair of freshman in the middle of the Irish batting order. Despite those obvious challenges and 14 games against schools that ultimately reached the NCAA regionals, including five against NCAA super regional qualifier Connecticut, the Irish went toe-to-toe with the demanding slate. Notre Dame managed only five victories against tournament-bound clubs, but two of the losses came by a single run and two more by two runs. In fact, the Irish held a 2-1 lead over the BIG EAST regular season champion Huskies in the bottom of the eighth inning in the opening round of the conference tournament, but Notre Dame was unable to hold off Connecticut as the Huskies plated three runs in the bottom of the eighth inning to secure a 4-2 triumph.

Notre Dame set a school record for one-run contests in 2011 (20) and finished just a game shy of the school

record for one-run victories (10). The Irish also played three other extra-inning contests where Notre Dame either tied (Gonzaga, March 20) or lost by two runs (West Virginia, April 15; Michigan, May 4). The Irish had two BIG EAST series in which all three games were decided by one run (vs. Georgetown and vs. Seton Hall). Notre Dame's victory over West Virginia on May 26 was the first BIG EAST tournament game decided by a 1-0 score since 2000 and only the third in tournament history. The Irish played in nine more games decided by two runs and nine more decided by three runs. In all, 38 of Notre Dame's 53 games were decided by three runs or less.

The Irish were carried all season by one of the top pitching staffs in the BIG EAST. Notre Dame finished 2011 with a 3.42 ERA (down from 5.95 in 2010), which was the best by an Irish staff since 2004 (3.36). Notre Dame actually took a 2.82 ERA into the final week of the regular season, which would have been the lowest by an Irish club since 1960 (2.60, school record) and ranked 15th in the NCAA at the time.

Notre Dame's starting pitchers registered a quality start (pitcher completes at least six innings and permits no more than three earned runs) in 33 of 53 games for the Irish. The 33 quality starts is even more impressive when you consider Notre Dame totaled 11 in 2010. The Irish owned a 2.57 strikeout-to-walk ratio, which was light years better than the total of 1.73 from '10. Notre Dame led the BIG EAST in fewest walks by a large margin. The Irish walked only 143 batters in 481.2 innings, good for a 2.67 average per nine innings – slightly off the school record for fewest walks per nine innings (2.48 in 2001), but still ranked third all-time.

The effort was even more impressive when you consider Notre Dame averaged 3.65 walks per nine innings in 2010 and 3.82 per nine innings in 2009.

The Irish pitching staff ranked first or second in the conference in sacrifice bunts allowed, walks allowed, hit batters allowed, runs allowed, earned runs allowed, wild pitches allowed and balks allowed.

Aoki has coached three Major League Baseball draft picks since arriving at Notre Dame in 2011. Two of those draft picks were pitchers, including Brian Dupra – a seventh-round selection of the Washington Nationals in 2011.

Aoki arrived in South Bend after a four-year stint as the Eagle head coach in Chestnut Hill, Mass. He brought the Boston College baseball program into the national forefront after leading the Eagles to the Atlantic Coast Conference Tournament in 2009 and 2010 (the only two ACC Tournament appearances in school history) and their first NCAA Regional appearance in 42 years (2009).



Second-year Notre Dame head coach Mik Aoki led the Irish back to the BIG EAST tournament (an accomplishment unreached in 2010). Aoki's Notre Dame club finished just one half game out of fourth in the league regular season standings.

In 2009, the Eagles' nearly knocked off number-one national seed Texas in an NCAA-record 25-inning game that would have propelled them to the finals of the '09 Austin Regional and given Boston College a great chance at reaching its first Super Regional in program history.

Aoki's '09 squad qualified for its first ACC Tournament and made a statement there as well. Entering the tournament needing at least one win to likely ensure a spot in an NCAA regional, the Eagles lost their first game to seventh-ranked Florida State. Boston College responded emphatically, beating 13th-rated Georgia Tech and 16th-ranked Miami in the next two games by a combined score of 17-4 to earn its bid to Austin.

The Eagles' 34-26 overall record qualified as their best since 2005 and their 13-15 record in ACC play marked the most league wins since joining the conference in 2006 (Boston College eclipsed that total in 2010 with 14). The New England Intercollegiate Baseball Association tabbed Boston College as its team of the year for its performance.

Despite the loss of two top-50 overall draft picks following the '09 campaign, Boston College finished 30-28 overall, 14-16 in the ACC, and qualified for 2010 ACC Tournament. The Eagles took two of three to open the season at perennial power Tulane and recorded five victories over foes ranked in the top 10, including Miami (twice), Clemson, Florida State and Georgia Tech.

Aoki coached 28 Major League Baseball draft picks and four free agent signees during his tenure at Boston College in 2004. Three of those draft picks were first-round selections in Mike Belfiore, Chris Lambert and Tony Sanchez. In addition, 16 of those 28 picks have been pitchers and two (Lambert, Joe Martinez) have reached the Major League level.

In the 2010 first-year MLB player draft, Boston College had six players selected, most in program history. In fact, three Eagles were taken in the first 10 rounds of the draft – another program first.

Boston College also had a major presence in the '09 draft, as Sanchez was selected fourth overall by the Pittsburgh Pirates, the highest pick ever for the Eagles' baseball program. Belfiore was then taken in Comp Round A (45th overall) by the Arizona Diamondbacks, making the pair the two highest draft picks taken in the same draft from Boston College.

HEAD COACH EXPERIENCE

Year	School	Overall	League	Notes
2011	Notre Dame	23-29-1	13-13	BIG EAST (8th); one half game out of 4th
2010	Boston College	30-28	14-16	Second straight ACC Tournament berth (school record for ACC victories)
2009	Boston College	34-26	13-15	First NCAA Tournament appearance since 1967 (then-school record for ACC victories)
2008	Boston College	26-27	9-21	—
2007	Boston College	24-27-1	12-17	—
2003	Columbia	21-27	9-11	Ivy League Gehrig Division (3rd)
2002	Columbia	22-25	10-10	Ivy League Gehrig Division (3rd)
2001	Columbia	20-27	10-10	Ivy League Gehrig Division (2nd)
2000	Columbia	11-34	6-14	Ivy League Gehrig Division (4th)
1999	Columbia	13-27	7-13	Ivy League Gehrig Division (1-2nd)
1992	Manchester CC	9-15	—	—
Totals	11 years	233-292-2	103-140	

Aoki mentored six all-ACC performers in his four seasons as head coach, including the program's only two first-team nominees in Sanchez (2009) and Mickey Wiswall (2010). Four Eagles earned all-conference honors in 2009, the most since joining the ACC. Aoki's teams also produced eight all-New England selections, five all-ACC Academic Team members and two All-Americans (Belfiore and Sanchez).

Prior to being named Boston College head coach, Aoki, a Plymouth, Mass. native, spent three seasons (2004-06) as pitching coach for the Eagles. In 2004, he oversaw a staff that had five pitchers sign professional contracts at season's end.

Prior to his arrival in Chestnut Hill, Aoki spent five years (1999-2003) as the Columbia head coach, leading the Lions to an 87-140 mark during that span. His teams won 20 or more games in each of his last three seasons. Before the Aoki era, the Lions had not posted a 20-win season since 1987.

Before assuming his duties at Columbia, Aoki spent four years (1995-98) as assistant coach at Dartmouth. In that position, he focused his efforts on the team's infielders and hitters, while also serving as the program's recruiting coordinator.

He began his coaching career in 1992 as head coach at Manchester (Conn.) Community College, then served two seasons (1993-94) as an assistant coach at Ohio University.

Born Oct. 7, 1968, in Yokohama, Japan, and raised in Plymouth, Mass., Aoki attended Milton Academy in Milton, Mass. He earned four letters and started for three years in baseball at Davidson (1987-90), as a second baseman, third baseman and catcher. He still ranks among the school's career leaders in slugging percentage

THE AOKI FILE

Hire Date:	July 13, 2010
Career Record:	233-292-2 (.444/11)
Career D-I Record:	224-277-2 (.447/10)
At Notre Dame:	23-29-1 (.443/1)
At Boston College:	114-108-1 (.513/4)
At Columbia:	87-140 (.383/5)
At Manchester CC:	9-15 (.375/1)
Birthdate:	October 7, 1968
Birthplace:	Yokohama, Japan
Hometown:	Plymouth, Mass.
Education:	Davidson College ('90) B.A. in English Ohio University ('94) M.S. physical education in athletic administration

PLAYING CAREER

1987-90 -- Davidson College

FAMILY

Wife -- Sue
Son -- Kai (6)
Daughters -- Bryn (3), Reese (2)

MILESTONE VICTORIES

Win No. 1: April 11, 1992 Manchester CC 12, vs. South Central CC 6
Win No. 100: March 10, 2007 Boston College 10, at Duke 5
Win No. 200: April 21, 2010 Boston College 9, vs. Northeastern 3 (Brockton, Mass.)

Opponents	CU	BC	ND	Total
Army	0-1	0-1	0-0	0-2
Auburn	0-0	0-1	0-0	0-1
Belmont	0-0	0-1	0-0	0-1
Bethune Cookman	0-0	1-0	0-0	1-0
Bradley	1-0	0-0	0-0	1-0
Brown	4-6	0-0	0-0	4-6
Bryant	0-0	3-1	0-0	3-1
Cal Poly	0-5	0-0	0-0	0-5
California	0-1	0-0	0-0	0-1
Central Connecticut State	0-0	0-1	0-0	0-1
Central Michigan	0-0	0-0	1-0	1-0
Charleston Southern	0-4	0-0	0-0	0-4
Clemson	0-0	5-7	0-0	5-7
Coastal Carolina	0-0	0-0	1-1	0-1
Connecticut	0-1	3-4	1-4	4-9
Coppin State	2-0	0-0	0-0	2-0
Cornell	7-13	0-0	0-0	7-13
CW Post	2-2	0-0	0-0	2-2
Dartmouth	7-3	4-0	0-0	11-3
Davidson	1-2	0-0	0-0	1-2
Duke	0-0	9-3	0-0	9-3
Elon	0-2	0-0	0-0	0-2
Fairleigh Dickinson	2-0	0-0	0-0	2-0
Florida	0-1	0-0	0-0	0-1
Florida Atlantic	0-0	3-5	0-0	3-5
Florida Gulf Coast	0-0	1-1	0-0	1-1
Florida International	0-0	2-2	0-0	2-2
Florida State	0-0	3-11	0-0	3-11
Fordham	5-7	0-0	0-0	5-7
Georgetown	2-0	0-0	2-1	4-1
Georgia Southern	0-0	2-1	0-0	2-1
Georgia Tech	0-0	3-8	0-0	3-8
Gonzaga	0-0	0-0	0-1-1	0-1-1
Hartford	1-0	3-0	0-0	4-0
Harvard	4-6	6-0	0-0	10-6
Hofstra	1-2	0-0	0-0	1-2
Holy Cross	0-0	3-1	0-0	3-1
Indiana	0-2	0-0	0-0	0-2
Iona	0-1	0-0	0-0	0-1
Iowa	0-0	0-0	0-2	0-2
James Madison	0-3	0-0	0-0	0-3
Kent State	0-0	0-0	1-0	1-0
Lafayette	1-0	0-0	0-0	1-0
Lehigh	0-0	0-1	0-0	0-1
LeMoyne	0-0	1-1	0-0	1-1
Lipscomb	0-0	0-1	0-0	0-1
Long Island	3-1	0-0	0-0	3-1
Louisville	0-0	0-0	1-2	1-2
Maine	0-1	0-0	0-0	0-1
Manhattan	3-4	0-0	1-1	4-5
Maryland	0-0	9-3	0-0	9-3
Maryland Eastern Shore	0-0	2-0	0-0	2-0
Massachusetts	0-1	1-5	0-0	1-6
Miami	0-0	4-7	0-0	4-7
Michigan	0-0	0-0	0-2	0-2
Michigan State	0-0	0-0	0-2	0-2
Missouri	0-0	1-0	0-0	1-0

Opponents	CU	BC	ND	Total
Monmouth	0-0	0-0-1	0-0	0-0-1
Mount Saint Mary	0-0	1-0	0-0	1-0
Navy	0-4	0-0	0-0	0-4
North Carolina	0-0	1-8	0-0	1-8
North Carolina State	0-0	5-7	0-0	5-7
Northeastern	0-0	8-2	0-0	8-2
Northern Iowa	0-1	0-0	0-0	0-1
Notre Dame	0-0	1-0	0-0	1-0
NY Tech	4-2	0-0	0-0	4-2
Oakland	0-1	0-0	0-0	0-1
Ohio	1-3	0-0	0-0	1-3
Ohio State	0-1	0-0	0-0	0-1
Old Dominion	0-1	0-0	0-0	0-1
Pace	2-1	0-0	0-0	2-1
Pacific	0-1	0-0	0-0	0-1
Penn	8-12	0-1	0-0	8-13
Penn State	0-1	0-0	1-0	1-1
Pittsburgh	0-0	0-0	1-2	1-2
Princeton	4-16	0-0	0-0	4-16
Purdue	1-0	0-0	1-0	2-0
Quinnipiac	0-0	3-0	0-0	3-0
Radford	0-1	0-0	0-0	0-1
Rhode Island	0-0	2-0	0-0	2-0
Rutgers	1-4	0-0	2-1	3-5
Samford	0-0	1-0	0-0	1-0
San Francisco State	0-1	0-0	0-0	0-1
Santa Clara	0-1	0-0	0-0	0-1
Seattle	0-0	0-0	1-2	1-2
Seton Hall	0-0	0-0	2-1	2-1
St. Bonaventure	0-0	0-1	0-0	0-1
St. John's	1-3	0-1	0-2	1-6
Stetson	0-1	4-0	0-0	4-1
Stony Brook	3-2	0-0	0-0	3-2
Texas	0-0	0-1	0-0	0-1
Texas-San Antonio	0-0	0-0	1-0	1-0
Texas State	0-0	1-0	0-0	1-0
Towson	0-0	0-1	0-0	0-1
Tulane	0-0	2-1	0-0	2-1
UAB	0-0	0-0	1-0	1-0
UCF	0-1	0-0	0-0	0-1
UCSB	0-2	0-0	0-0	0-2
UNC	0-0	0-0	0-1	0-1
UNC Charlotte	1-0	0-0	0-0	1-0
USF	1-0	1-0	3-0	5-0
Vanderbilt	0-0	0-1	0-0	0-1
Villanova	0-0	1-0	0-0	1-0
Virginia	0-0	1-11	0-0	1-11
Virginia Tech	0-0	3-4	0-0	3-4
Wagner	2-1	0-0	0-0	2-1
Wake Forest	0-1	9-3	0-0	9-4
Wesleyan	0-1	0-0	0-0	0-1
West Virginia	0-0	0-0	2-2	2-2
Western Michigan	0-0	0-0	1-0	1-0
William & Mary	1-5	0-0	0-0	1-5
William Paterson	1-0	0-0	0-0	1-0
Winthrop	2-1	0-0	0-2	2-3
Yale	8-2	0-0	0-0	8-2

(.547, eighth) and batting average (.335, ninth). In his senior season (1990), he finished with a team-leading .365 batting average. He stroked 20 doubles in his final season, second most in a single year in Davidson history. He also cracked 13 home runs in 1988, fifth-best total in a single season at Davidson. Two of those homers were grand slams - and only six other players in Davidson history have hit two grand slams in a season.

Aoki owns an undergraduate degree from Davidson in English (1990) and a master's degree from Ohio University in physical education in athletic administration (1994).

Aoki played one summer of professional baseball in the Netherlands - for the HCAW Tigers of the Dutch Major League -- following his graduation.

Mik and wife, Sue, have three children - son, Kai (6), and daughters Bryn (3) and Reese (2).



Pictured left to right Kai, Mik, Bryn, Sue and Reese.

Assistant Coach



**JOE
HASTINGS**

Assistant Coach
Second Year at
Notre Dame
East Carolina '01



Joe Hastings, a former All-America first baseman at East Carolina who spent four seasons coaching at Boston College, enters his second year in 2012. Hastings spearheads the national recruiting efforts for the Irish, as well as serves as hitting and infield coach.

"We are thrilled about having a person with such a phenomenal baseball background on our staff," Aoki said. "Joe brings a wealth of knowledge in all areas of the game. He has not only developed into one of the top evaluators of high school talent in the country, but also shines in player development. I have no doubt he will continue such success here at Notre Dame."

"Notre Dame truly is one of the premier opportunities in all of college baseball," Hastings said. "We all have huge aspirations for this program. We want to not only compete for conference championships, but ultimately we want to bring this program back to Omaha."

Hastings and fellow assistant coach Jesse Woods were instrumental in the most recent recruiting class that included 13 players from 11 different states, including California, Indiana, Florida, New Jersey, Pennsylvania,

Iowa, Minnesota, Texas, Virginia, Illinois and Massachusetts. No class in Notre Dame history has come from such a widespread area.

Hastings oversaw a difficult transition for Notre Dame in 2011, factoring in the new BBOR standard for bat testing and five first-year everyday starters into the lineup. The Irish struggled offensively for much of the season, but Hastings did aid in the development of the rookie tandem of Trey Mancini and Eric Jagielo – whom hit third and fourth, respectively, over the entire year. Notre Dame has not had first-year players in those two spots of the lineup in at least 23 years (dating back to the 1988 season when records allow game-by-game lineups).

Mancini was the first Irish rookie and eighth player in program history to lead Notre Dame in all three triple-crown categories (batting average, home runs and RBI). He also was named 2011 BIG EAST Rookie of the Year, third team all-BIG EAST and *Louisville Slugger* Freshman All-American. In addition to the triple crown categories, Mancini led the Irish in hits (61), doubles (15), triples (three), total bases (109), slugging percentage (.577) on-base percentage (.385), multiple hit games (17), multiple RBI games (nine) and runs scored (33).

Mancini earned BIG EAST honor roll three times in 2011. No player was honored by the BIG EAST more in terms of Player of the Week/Honor Roll than Mancini.

Jagiello was the first Notre Dame rookie to bat third in a season opener since at least 1988. He started all 53 games in 2011 at four different positions. Jagielo started at first base, third base, left field and center field. He hit third in the lineup the entire year.

Jagiello led the Irish in walks (25) and also ranked second on the team in slugging percentage (.418), runs scored (32), hits (54), RBI (28), doubles (13), home runs (five), total bases (84), multiple hit games (15) and multiple RBI games.

Hastings also aided with the Irish significant defensive improvement. Dame finished 2011 with a .972 fielding percentage. The Irish were tied for first in the BIG EAST in fielding percentage. Notre Dame also committed the second-fewest errors in the conference. The .972 fielding percentage was tied for second-best by an Irish squad since 1982.

In addition to his recruiting duties with the Eagles, Hastings worked with the Boston College infielders and hitters. He mentored eight Major League Baseball draft picks and six All-Atlantic Coast Conference performers in his four seasons with the Eagles. In 2009, Boston College had four players earn all-conference honors, the most for the program since joining the ACC.

In the 2010 MLB player draft, Boston College had six players selected, most in program history. In fact, three Eagles were taken in the first 10 rounds of the draft – another program first.

Boston College also had a major presence in the 2009 draft, as Tony Sanchez was selected fourth overall by the Pittsburgh Pirates, the highest pick ever for the Eagles' baseball program. Mike Belfiore was then taken in Comp Round A (45th overall) by the Arizona Diamondbacks, making the pair the two highest draft picks taken in the same draft from Boston College.

Hastings has coached three first round MLB draft picks: Sanchez and Belfiore with Boston College and current Washington Nationals third baseman Ryan Zimmerman while at Virginia.

The 2009 Eagles' offense was one of the most pro-

ductive in school history. Boston College hit .304 as a team, scored 416 runs, hit 151 doubles and 58 homers, slugged at a .464 clip and had an on-base percentage of .382. The Eagles ranked fourth in the nation in sacrifice hits (73) and seventh in the nation in doubles.

Prior to coaching at Boston College, Hastings served one season (2006) as an assistant coach at the Virginia Military Institute. The Keydets established a school record for wins with 30 and had their first winning season in over 40 years. VMI also set the school record for runs, RBI and hits.

Hastings began his coaching career as an assistant coach at the University of Virginia in 2005. He worked primarily with the Cavaliers' outfielders and first basemen.

A native of Connelly Springs, N.C., Hastings enjoyed an outstanding four-year playing career at East Carolina (1997, 1999-2001). The first baseman captured All-America third-team honors from the National Collegiate Baseball Writers Association in 2001. He also gained all-Colonial Athletic Association accolades that same year, while leading the Pirates to an NCAA regional title. Hastings and his classmates won a class-record 166 games over their career.

In 2000, Hastings led East Carolina in batting average (.352), home runs (13), RBI (60) and slugging percentage (.605), while tying for the team lead in runs (50). As a senior, he paced the Pirates with 62 RBI.

Drafted in the 24th round of the 2001 Major League Baseball Draft, Hastings played four seasons (2001-04) in the San Diego Padres' organization. He advanced as high as AA, where he played for the Mobile Baybeays (2003; Southern League).

Hastings, who graduated with a degree in physical education from East Carolina in 2001, and his wife Laura (Welch) have two children: daughter, Meghan (4), and son, Jacob (2).



Pictured left to right Joe, Jacob, Meghan and Laura.

THE HASTINGS FILE

2010-present:	University of Notre Dame assistant coach Boston College assistant coach Virginia Military Academy assistant coach
2007-10:	University of Virginia assistant coach
2006:	Played in the San Diego Padres minor league system
2005:	Played First Base at East Carolina
2001-04:	East Carolina University ('01) B.A. in physical education
Hometown:	Connelly Springs, N.C.
Family:	Wife – Laura Daughter – Meghan (4) Son – Jacob (2)



Notre Dame assistant coach Joe Hastings not only spearheaded the recruitment of 13 players in Mik Aoki's first recruiting class, but also aided the significant defensive improvement for the Irish.



JESSE WOODS

Assistant Coach
Second Year at
Notre Dame
Wheaton College (Mass.) '04



Jesse Woods, who spent three seasons coaching at Boston College, enters his second year in 2012. Woods serves as the Irish outfield coach while assisting Joe Hastings with the program's recruiting efforts and hitters.

"I'm very excited to be part of the coaching staff at Notre Dame," Woods said. "It was a fantastic opportunity to work at such a prestigious institution as Notre Dame. I look forward to the challenge ahead as we strive toward our ultimate goal of Omaha."

Woods and recruiting coordinator Joe Hastings were instrumental in the most recent recruiting class that included 13 players from 11 different states, including California, Indiana, Florida, New Jersey, Pennsylvania, Iowa, Minnesota, Texas, Virginia, Illinois and Massachusetts. No class in Notre Dame history has come from such a widespread area.

Woods managed through a difficult transition for Notre Dame in 2011, factoring in the new BBCOR standard for bat testing and five first-year everyday starters into the lineup. The Irish struggled offensively for much of the season, but Woods did aid in the development of the rookie tandem of Trey Mancini and Eric Jagielo — whom hit third and fourth, respectively, over the entire year. Notre Dame has not had first-year players in those two spots of the lineup in at

least 23 years (dating back to the 1988 season when records allow game-by-game lineups).

Mancini was the first Irish rookie and eighth player in program history to lead Notre Dame in all three triple-crown categories (batting average, home runs and RBI). He also was named 2011 BIG EAST Rookie of the Year, third team All-BIG EAST and Louisville Slugger Freshman All-American. In addition to the triple crown categories, Mancini led the Irish in hits (61), doubles (15), triples (three), total bases (109), slugging percentage (.577) on-base percentage (.385), multiple hit games (17), multiple RBI games (nine) and runs scored (33).

Mancini earned BIG EAST honor roll three times in 2011. No player was honored by the BIG EAST more in terms of Player of the Week/Honor Roll than Mancini.

Jagiello was the first Notre Dame rookie to bat third in a season opener since at least 1988. He started all 53 games in 2011 at four different positions. Jagielo started at first base, third base, left field and center field. He hit third in the lineup the entire year.

Jagiello led the Irish in walks (25) and also ranked second on the team in slugging percentage (.418), runs scored (32), hits (54), RBI (28), doubles (13), home runs (five), total bases (84), multiple hit games (15) and multiple RBI games.

Woods was especially critical in the development of fifth-year senior OF Herman Petzold in 2012. Petzold entered the season with exactly three base hits and no RBI in 10 at-bats over 11 career games — all of the bench. Petzold also played exclusively as a middle infielder over his first four years at Notre Dame. In fact, when the new coaching staff took over the program in June, Petzold was not even listed on the roster, but he was offered an opportunity to try-out in the fall without any guarantees of a spot on the roster.

Petzold earned a starting spot in right field and started all 53 games in '12. He ranked second in batting average (.282), on-base percentage (.363) and sacrifice bunts (10). He registered a hit in 35 of Notre Dame's 53 games. Petzold also ranked third on the team with 12 multi-hit games, including a team-best equaling four games with at least three hits.

Woods also aided in Jagielo's development as an outfielder. A converted shortstop from high school, Jagielo opened the season at first base, moved to third base before ultimately dosing the season in the outfield.

In addition to his recruiting duties with the Eagles, Woods worked with the Boston College outfielders and hitters. He has developed three of the premier outfielders in New England and the Atlantic Coast Conference since his arrival in 2008. Barry Butera was drafted in the 21st round of the Major League Baseball First-Year Player Draft in 2009. Robbie Anston established himself as one of the best leadoff hitters in the country in 2009 and earned all-ACC second team honors. Anston was drafted in the 26th round of the 2010 draft, while John Spatola was nabbed in the 35th round.

Anston started all 118 games over his last two years at Boston College. He ranks 10th all-time in school history with 122 career runs scored. In 2010, Anston led the Eagles in doubles (21), triples (6) and steals (18), was second in batting (.324), on-base percentage (.409), runs (55) and hits (77) and third in slugging (.525), total bases (125) and walks (25). He also hit five home runs and drove in 35 runs. As a junior, Anston set the single-season Boston College hits record with 85.


Spatola, a former walk-on, went from a role player in 2009 to a power-hitting everyday starter in 2010. He entered his senior season with five career home runs, but slammed 17, which is the third most in Boston College single-season history. Spatola also led the Eagles in RBI with 61.

Spatola was second on the squad in slugging (.596), total bases (136) and steals (13) and was third in runs (47), hits (72) and triples (2). He batted .316 on the year with nine doubles and a .398 on-base percentage.

Woods came to Boston College after three seasons as an assistant coach at Wheaton College (Mass.). While at Wheaton, Woods assisted with recruiting, game management tasks, implementing practice schedules and off-field conditioning. Woods helped Wheaton win three New England Women's and Men's Athletic Conference (NEWMAC) Championships and advanced to the NCAA Regional Tournament all three seasons. In 2006, Wheaton advanced to the Division III National Championship game.

Prior to his coaching career, Woods played first base, catcher and outfield at Wheaton from 2001-04. He and his teammates captured three NEWMAC Championships and made three regional appearances. Woods was voted co-captain by his teammates prior to the start of the 2004 season.

Woods graduated with a degree in history from Wheaton in 2004. He and his fiancée, Danielle, live in Granger.



Danielle and Jesse

THE WOODS FILE

2010-present:	University of Notre Dame assistant head coach
2008-10:	Boston College assistant coach
2005-08:	Wheaton College (Mass.) assistant coach
2001-04:	Played First Base/Catcher at Wheaton College (Mass.)
Education:	Wheaton College (Mass.) ('04) B.A. in history
Hometown:	Reading, Mass.



Notre Dame assistant coach Jesse Woods played a critical role in the development of numerous Irish players, including the emergence of senior RF Herman Petzold (pictured).

Assistant Coach



**CHUCK
RISTANO**

Volunteer
Assistant Coach
Second Year at Notre Dame
Sacred Heart '04



Chuck Ristano, who helped lead Monmouth to a pair of Northeast Conference (NEC) Tournament championships and NCAA Tournament appearances, enters his second year in 2012 as the Notre Dame pitching coach.

Ristano's impact was immediate and significant.

The Irish were carried all season by one of the top pitching staffs in the BIG EAST. Notre Dame finished 2011 with a 3.42 ERA (down from 5.95 in 2010), which was the best by an Irish staff since 2004 (3.36). Notre Dame actually took a 2.82 ERA into the final week of the regular season, which would have been the lowest by an Irish club since 1960 (2.60, school record) and ranked 15th in the NCAA at the time.

Notre Dame's starting pitchers registered a quality start (pitcher completes at least six innings and permits no more than three earned runs) in 33 of 53 games for the Irish. The 33 quality starts is even more impressive when you consider Notre Dame totaled 11 in 2010. The Irish owned a 2.57 strikeout-to-walk ratio, which was light years better than the total of 1.73 from '10. Notre Dame led the BIG EAST in fewest walks by a large margin. The Irish walked only 143 batters in 481.2 innings, good for a 2.67 average per nine innings – slightly off the school record for fewest

walks per nine innings (2.48 in 2001), but still ranked third all-time.

The effort was even more impressive when you consider Notre Dame averaged 3.65 walks per nine innings in 2010 and 3.82 per nine innings in 2009.

The Irish pitching staff ranked first or second in the conference in sacrifice bunts allowed, walks allowed, hit batters allowed, runs allowed, earned runs allowed, wild pitches allowed and balks allowed.

Notre Dame's 2011 weekend rotation of Brian Dupra, Cole Johnson and Todd Miller totaled 29 quality starts as opposed to the weekend rotation of 2010, which accounted for just 11.

Dupra, Johnson and Miller struck out 221 batters and walked only 71 in their 287.0 innings of work. That equated to a 3.11 strikeout-to-walk ratio, 6.93 punch outs per nine innings and 2.23 walks per nine innings. They registered nine straight quality starts to open the season. The Irish had not gone that many consecutive games with a quality start in nearly 10 years.

Notre Dame's starting rotation of Dupra, Johnson, Miller, Anthony McIver and Adam Norton averaged 6.38 innings per start. In fact, Dupra, Johnson and Miller averaged 6.52 innings per start on weekends. Notre Dame's starting pitchers averaged only 4.73 innings per start in 2010. They combined for 25 starts of at least 7.0 innings. The Irish managed only seven such starts the year prior to Ristano's arrival.

Dupra and Johnson each ranked among the top 10 in the BIG EAST in innings pitched. Dupra (104.2) ranked fifth and Johnson (101.0) ranked ninth. Notre Dame was the only school in the conference that had two pitchers ranked among the top 10 in innings pitched. Johnson (2.76) ranked eighth in the BIG EAST in ERA and Dupra (3.10) ranked 12th.

Notre Dame's bullpen did not disappoint either. The front line bullpen of Will Hudgins, Sean Fitzgerald, Dan Slania, McIver and Norton finished with a 2.90 ERA. The bullpen amassed 12 saves and limited its opponents to a .253 batting average. The quintet struck out 94 and walked 42.

The Irish relief corps was even better in BIG EAST action. Notre Dame's bullpen posted a 2.08 ERA in 73.2 innings. They owned a 7-4 record and seven saves in league play. The bullpen struck out 43 and walked 20. Irish opponents batted just .230 against the bullpen in BIG EAST games. The pen surrendered two home runs and 12 total extra-base hits in 26 league games.

Ristano acted as the recruiting coordinator and pitching coach at Monmouth University in West Long Branch, N.J. for four years (2006-2009). He not only directed all phases of recruitment, but also was responsible for the development of off-season throwing and conditioning programs. Ristano coordinated study hall and all travel plans, and even assisted in

numerous fundraising activities. He placed players in a number of top-level summer collegiate leagues.

Ristano helped guide the Hawks to the conference title and automatic NCAA bid in 2007 and 2009. Monmouth won 30 or more games in three of his four seasons on staff, including a school-record 37 victories in 2008. The Hawks appeared in the 2007 Tempe Regional and 2009 Oxford Regional.

Ristano also recruited and tutored three pitchers selected in the Major League Baseball draft, including Ryan Buch and Brett Brach, who were selected in the eighth and tenth round, respectively, in the 2009 MLB Draft. In total, 8 of his recruits eventually signed professional baseball contracts.

Under Ristano's guidance, seven pitchers earned all-conference honors, four earned all-region honors and four more were named TPX All-Americans, including Brach, who was the 2007 NEC Pitcher of the Year.

In his first season at Monmouth (2006), Ristano's pitching staff ranked eighth nationally in earned-run average (3.34), setting a school record. In 2008, his staff posted a 3.99 ERA, as the Hawks joined 11 other teams to finish in the NCAA top 20 in ERA in two of the previous three seasons. In 2007, his staff set a school record with 374 strikeouts.

During his four seasons at the school, Monmouth posted a 132-89 record and compiled a team ERA of 4.35. The Hawks led the NEC in ERA in 2006, finished second each of the other three years and led the conference in strikeouts twice.

In 2005, Ristano served as pitching coach at his alma mater Sacred Heart University in Fairfield, Conn. He tutored both first team all-conference pitchers, including the league's pitcher of the year, and helped the Pioneers to their first ever NEC Tournament appearance.

Ristano, who spent the 2010 season as the pitching coach and recruiting coordinator at Temple University, was a four-year letterwinner at Sacred Heart (2001-04). He was a two-time captain and four-time NEC All-Academic Team honoree. Ristano graduated with a B.S. degree in sports management in 2004.

THE RISTANO FILE

2010-present:	University of Notre Dame volunteer assistant coach
2009-10:	Temple University assistant coach
2006-09:	Monmouth University assistant coach
2005:	Sacred Heart University assistant coach
2001-04:	Pitcher at Sacred Heart
Education:	Sacred Heart University ('04) B.S. in sports management Valley Stream, N.Y.
Hometown:	Valley Stream, N.Y.



Notre Dame pitching coach Chuck Ristano was instrumental in the remarkable improvement of the Irish pitching staff in 2011.

ASSISTANT COACHES (1952-2012)

Gene Ritzenthaler.....	1952
Jim Gibbons.....	1958-61, '62#
Chuck Lennon.....	1962-66
Tom Kelly.....	1967-68
John Counsell.....	1969-72
Tim McNeil.....	1975
Jeff Jeffers.....	1976
Joseph (Ray) Lentych.....	1977-88
Larry Gallo.....	1979-80*
Brian Galloway.....	1988
Jeff Nate.....	1989
Fred Petersen.....	1989
Mike Gibbons.....	1989-92
John Flanagan.....	1990-91
Mike Moshier.....	1991
Gary Tuck.....	1992-93
Brian Cleary.....	1992-93
Cory Mee.....	1993*, '95-'99
Jeff Forney.....	1994
Doug Schreiber.....	1994
Hap Durkin.....	1994*
Brian O'Connor.....	1995-2003
Todd Marazita.....	1995*
Dusty Lepper.....	2000-02
Wally Widelski.....	2001-03*
David Grewe.....	2003-05
Terry Rooney.....	2004-06
John Gumpf.....	2004-06*
Cliff Godwin.....	2006
John Fitzgerald.....	2007*
Sherard Clinkscapes.....	2007-09
Scott Lawler.....	2007-10
Graham Sikes.....	2008-10
Dave Dangler.....	2010
Joe Hastings.....	2011-12
Chuck Ristano.....	2011-12*
Jesse Woods.....	2011-12

*-volunteer coach; #-freshman coach

BASEBALL SUPPORT STAFF

Scott Stansbury, Athletic Trainer
(574) 631-7100 / 3302

Kara Killion, Ticket Office
(574) 631-7356

Dan Brazo, Stadium Field Maintenance
(574) 631-7081 / 7962

Josh Berlo, Baseball Administrator
(574) 631-7356

Student Managers
Kelli Zeese / Brian Metz
(574) 631-9476 / 6366

Mike Hartry, Student Welfare & Development
(574) 631-4606

Craig Cheek, Strength and Conditioning
(574) 631-7890

Kali Hofer, Promotions
(574) 631-3264

Michael Bertsch, Media Relations
(574) 631-7516, Fax: 631-7941
Home/Cell: (574) 532-4154
Press Box: (574) 631-9018 / 9476

Steve Sollman, Academic Services
(574) 631-4478



Future Boston Red Sox Hall of Famer Carl Yastrzemski – seen here receiving tips from former Irish assistant Jim Gibbons – attended Notre Dame in 1957-58 but pursued his pro career before he could join the Irish varsity.



Gene Ritzenthaler



Chuck Lennon



John Counsell



Jeff Jeffers



Ray Lentych



Mike Gibbons



Gary Tuck



Brian O'Connor



Cory Mee



Scott Stansbury

Athletic Training



Craig Cheek

Strength & Conditioning



Michael Bertsch

Media Relations



Josh Berlo

Senior Assistant A.D.



Steve Sollman

Academic Services



Dr. Brian Ratigan

Team Orthopedic



Kaleen DeFilippi

Student Manager



Kali Hofer

Promotions



Kara Killion

Ticket Office



Kelli Zeese

Senior Manager



Brian Metz

Junior Manager



Dan Brazo

Field Maintenance



all irish



adidas is proud to be the official outfitter of Notre Dame. Get all your Notre Dame licensed merchandise by adidas at the NEW Leep Varsity Shop in Purcell Pavilion, Hammes Bookstore, the Eddy Street Commons and www.und.com



UNIVERSITY OF NOTRE DAME

FIGHTING IRISH



SEASON IN REVIEW

Brian Dupra – a seventh round selection of the Washington Nationals in the 2011 MLB First-Year Player Draft and all-BIG EAST third team choice – led or tied for the team-lead in innings pitched, starts, quality starts and strikeouts. He tied for second in the BIG EAST in games started and ranked third in strikeouts looking, fourth in innings pitched, fourth in total strikeouts, tied for fifth in pickoffs and 12th in ERA.

Season In Review

WALKING A TIGHTROPE — Notre Dame had 20 games decided by one run in 2011. The Irish went 10-10 in those outings and that did not include three other extra-inning contests where Notre Dame either tied (Gonzaga, March 20) or lost by two runs (West Virginia, April 15; Michigan, May 4).

- ▶ Notre Dame established a school record for most games decided by a single run in 2011. The 2011 squad played in 18 games decided by the slimmest of margins.
- ▶ The 10 wins by a single run was tied for the third-most in single-season school history.

	Year	1-run Games	Record
1.	2011	20	10-10
2.	2001	18	9-9
3.	2002	17	9-8
	2009	17	10-7
5.	1981	16	11-5

	Year	1-run Wins
1.	1990	11
	1981	11
3.	2011	10
	2009	10
	2004	10
	1999	10
	1998	10

- ▶ Notre Dame had two BIG EAST series in which all three games were decided by one run (vs. Georgetown and vs. Seton Hall).
- ▶ Notre Dame's victory over West Virginia on May 26 was the first BIG EAST tournament game decided by a 1-0 score since 2000 and only the third in tournament history.
- ▶ Notre Dame played in nine more games decided by two runs and nine more decided by three runs. In all, 38 of Notre Dame's 53 games were decided by three runs or less.

FOR STARTERS — Notre Dame's starting pitchers registered a quality start (pitcher completes at least six innings and permits no more than three earned runs) in 33 of 53 games for the Irish and posted a 3.25 ERA in 2011. The five-man rotation of senior RHP **Brian Dupra**, senior RHP **Cole Johnson**, senior RHP **Todd Miller**, sophomore RHP **Adam Norton** and freshman LHP **Anthony McIver** struck out 262 and walked only 85 in 338.1 innings of work.



Notre Dame senior RHP Todd Miller made just two starts over his first three years with Notre Dame, but recorded seven quality starts in 14 outings in 2011. He went 4-3 with a 4.09 ERA. Miller struck out 41 and walked 11 in 81.1 innings of work. His average of 1.22 walks per nine innings ranked fourth-best in single-season school history.

- ▶ The 33 quality starts is even more impressive when you consider Notre Dame totaled 11 over the course of the entire 2010 season (54 games).
- ▶ Dupra, Johnson and Miller combined for 29 quality starts (Norton, 3, and McIver, 1) and a 3.26 ERA (287.0 IP, 104 ER) in 2011. Opponents batted .264 against Dupra, Johnson and Miller.
- ▶ Dupra, Johnson and Miller's 29 quality starts came in 41 outings in 2011. Notre Dame's weekend rotation accounted for just 11 over the entire course of 2010 (54 games).
- ▶ The weekend rotation struck out 221 batters and walked only 71 in their 287.0 innings of work. That equated to a 3.11 strikeout-to-walk ratio, 6.93 punch outs per nine innings and 2.23 walks per nine innings.
- ▶ Dupra, Johnson and Miller registered nine straight quality starts to open 2011. The Irish had not gone that many consecutive games with a quality start in nearly 10 years. Notre Dame recorded nine straight quality starts from Mar. 31 – Apr. 10, 2001.
- ▶ Notre Dame's starting rotation of Dupra, Johnson, Miller, McIver and Norton averaged 6.38 innings per start. In fact, Dupra, Johnson and Miller averaged 6.52 innings per start on weekends. Notre Dame's starting pitchers averaged only 4.73 innings per start in 2010.
- ▶ Notre Dame's pitching staff totaled 25 starts of at least 7.0 innings in 2011. The Irish managed only seven such starts over the course of the entire 2010 campaign (54 games).
- ▶ Dupra and Johnson each ranked among the top 10 in the BIG EAST in innings pitched. Dupra (104.2) ranked fifth and Johnson (101.0) ranked ninth. Notre Dame was the only school in the conference that had two pitchers ranked among the top 10 in innings pitched.
- ▶ Johnson and Dupra were saddled with awful run support the entire season. Johnson (2.76) ranked eighth in the BIG EAST in ERA and Dupra (3.10) ranked 12th, but the duo combined for an 8-14 record.
- ▶ Notre Dame scored a grand total of 102 runs over Dupra and Johnson's 30 combined starts in 2011 or just 3.40 per game. That even included the 19 runs the Irish managed in Johnson's first start of 2011 and the 18 combined the duo received in the series sweep of Louisville. Taking out those three starts, Notre Dame averaged 2.41 runs in games started by the senior tandem.
- ▶ Johnson, who received 19 runs of support in his first start of 2011, benefitted from a total of 22 runs over his next 11 starts of the season combined.

PITCHING IS THE NAME OF THE GAME — Notre Dame finished 2011 with a 3.42 ERA, which was the best by an Irish staff since 2004 (3.36). Notre Dame actually took a 2.82 ERA into the final week of the regular season, which would have been the lowest by an Irish club since 1960 (2.60, school record).

- ▶ Notre Dame limited 21 opponents to two earned runs or less in 2011. The Irish limited their foes to 13 such games in 2010.
- ▶ Notre Dame owned a 2.57 strikeout-to-walk ratio, which was light years better than the total of 1.73 from 2010.
- ▶ Notre Dame walked only 143 batters in 481.2 innings, good for a 2.67 average per nine innings. That mark was slightly off the school record for fewest walks per nine innings (2.48 in 2001), but still ranked third all-time.
- ▶ Even more impressive when you consider Notre Dame averaged 3.65 walks per nine innings in 2010 and 3.73 per nine innings combined in 2009 and 2010. The 3.82 free passes per nine innings in 2009 was the highest for an Irish staff since 1999.

HONORS & AWARDS

Tommy Chase, Jr., INF

- ▶ Rosenthal Leadership Academy

Brian Dupra, Sr., RHP

- ▶ Drafted By Washington Nationals in the Seventh Round of 2011 MLB Draft
- ▶ Third Team All-BIG EAST
- ▶ BIG EAST Weekly Honor Roll (Feb. 28, May 16)
- ▶ Baseball America's 4th-ranked Overall Senior Prospect for 2011 MLB Draft
- ▶ Baseball America's 7th-ranked BIG EAST Conference Prospect for 2011 or 2012 MLB Draft
- ▶ Notre Dame Club of St. Joseph Valley Rockne Student-Athlete Award
- ▶ Rosenthal Leadership Academy

Mick Doyle, Sr., SS

- ▶ Rosenthal Leadership Academy
- ▶ Student-Athlete Advisory Council
- ▶ Leader of Distinction Award

Cole Johnson, Sr., RHP

- ▶ Drafted By Minnesota Twins in the 44th Round of 2011 MLB Draft
- ▶ 2011 BIG EAST All-Tournament Team
- ▶ BIG EAST Weekly Honor Roll (March 28)
- ▶ Lowe's Senior CLASS Award Finalist
- ▶ Capital One Academic All-District V team
- ▶ Notre Dame Kanaley Award

Sean Fitzgerald, Fr., RHP

- ▶ BIG EAST Weekly Honor Roll (April 4)

Trey Mancini, Fr., 1B

- ▶ 2011 First Team Louisville Slugger Freshman All-American
- ▶ 2011 First Team NCBA Freshman All-American
- ▶ 2011 BIG EAST Rookie of the Year
- ▶ Third Team All-BIG EAST
- ▶ BIG EAST Weekly Honor Roll (Feb. 21, April 11, May 9)
- ▶ CollegeBaseball360.com BIG EAST/Big Ten Challenge All-Tournament Team

Adam Norton, So., RHP/DH

- ▶ Rosenthal Leadership Academy

Herman Petzold, Sr., OF

- ▶ CollegeBaseball360.com BIG EAST/Big Ten Challenge All-Tournament Team
- ▶ Capital One Academic All-District V team

Matt Scioscia, Sr., C

- ▶ Drafted By Los Angeles Angels of Anaheim in the 45th Round of 2011 MLB Draft

Joe Spano, Jr., LHP

- ▶ Rosenthal Leadership Academy

- ▶ The Irish led the BIG EAST in fewest walks by a large margin. Notre Dame's 143 free passes was far ahead of second place Rutgers (155 walks).
- ▶ Notre Dame posted 29 games with two issued walks or less and 19 outings with one free pass or less in 2011. By comparison, the 2010 staff totaled 19 games with two issued walks or less and 15 with one free pass or less in 2010.
- ▶ Notre Dame uncorked only 20 wild pitches in 2011, which set a school record for fewest per game in school history.

	SO/BB Ratio	Year
1.	2.95 (504/171)	2006
2.	2.78 (420/151)	2001
3.	2.69 (436/162)	2004
4.	2.57 (368/143)	2011
5.	2.49 (454/182)	2000

BB Allowed/9IP	Year
1. 2.48 (151/547.2)	2001
2. 2.63 (162/554.2)	2004
3. 2.67 (143/481.2)	2011
4. 2.82 (161/513.0)	1994
5. 2.90 (165/512.0)	1992

WP Allowed/Game (since 1969)	Year
1. 0.38 (20/53)	2011
2. 0.39 (24/62)	1993
3. 0.45 (15/33)	1979
4. 0.46 (29/63)	2004
5. 0.47 (20/43)	1982

► The Irish pitching staff ranked first, second or third in the following BIG EAST categories:

Category	ND	BIG EAST Rank
Sac Bunts Allowed	61	1st
Walks Allowed	143	1st
Hit Batters Allowed	33	1st
Runs Allowed	220	2nd
Earned Runs Allowed	183	2nd
Wild Pitches Allowed	20	2nd
Balks Allowed	4	t-2nd
Hits Allowed	484	3rd

THE IRISH PEN FAR FROM FOUL — Notre Dame's starting pitching was outstanding in 2011 and its bullpen did not disappoint either. The front line bullpen of junior RHP **Will Hudgins**, freshman RHP **Sean Fitzgerald**, freshman RHP **Dan Slania**, freshman LHP **Anthony McIver** and sophomore RHP **Adam Norton** finished with a 2.90 ERA. The bullpen amassed a 9-10 record with 12 saves and has limited its opponents to a .253 batting average. The quintet has struck out 94 and walked 42.

► Here is an interesting comparison between the 2011 and 2010 bullpens.

Category	2011	2010
ERA	2.58	5.59
Opp. Avg.	.245	.280
SO/BB	2.77	1.65
BB/9IP	2.29	4.08
HR/gm	0.07	0.43

► The Irish relief corps was even better in BIG EAST action. Notre Dame's bullpen posted a 2.08 ERA in 73.2 innings. They owned a 7-4 record and seven saves in league play. The bullpen struck out 43 and walked 20. Irish opponents batted just .230 against the bullpen in BIG EAST games. The pen surrendered two home runs and 12 total extra-base hits in 26 league games.

► Even more impressive, three of Notre Dame's top four relief pitchers in 2011 were freshmen. McIver (2-3, 3.20 ERA), Fitzgerald (1-2, 2.38 ERA with five saves) and Slania (2-3, 2.35 ERA with four saves) were nearly untouchable out of the bullpen. The rookie trio posted a 5-8 record, but combined for a 2.56 ERA in 84.1 innings of work. They punched out 62 and walked only 29.

► Fitzgerald, Slania and McIver were even better in BIG EAST games. Fitzgerald was 1-1 with a 1.64 ERA and five saves. He allowed just 16 hits in 22.0 innings of work with 14 strikeouts and two walks. Slania was 2-1 with a 0.75 ERA and one save. He allowed 10 hits in 12.0 innings of work with six punch outs and two walks. McIver as 2-2 with a 2.08 ERA in 13.0 innings of work. He allowed 13 hits and fanned seven with eight walks. The trio had an BIG EAST ERA of 1.53.

► Fitzgerald and Slania helped the Irish secure a spot in the BIG EAST tournament with 4.2 scoreless innings of relief in the 2-1 victory over Louisville on May 20. Slania registered the victory with 3.1 scoreless

innings. Fitzgerald picked up the save with 1.1 hitless innings.

► Junior RHP **Will Hudgins** (1.73 ERA in 18 relief appearances) improved to 4-0 at Rutgers on May 7. The sidewinder allowed one earned run, a solo home run, on a pair of hits in 3.0 innings of work. Hudgins struck out three and did not issue a walk. He had not allowed a run, earned or unearned, since March 20 against Gonzaga - a span of 16.2 scoreless innings.

IRISH PRETTY SOLID WITH THE GLOVE — Notre Dame finished 2011 with a .972 fielding percentage. The Irish committed 59 errors in 2,075 fielding chances. Notre Dame was tied for first in the BIG EAST in fielding percentage. The Irish also committed the second-fewest errors in the conference.

► The .972 fielding percentage is the best by a Notre Dame squad since 2008 (.973) and tied for second-best since 1982.

Fielding Percentage (since 1982)	Year
1. .973 (2057/2115)	2008
2. .972 (2422/2491)	2006
3. .972 (2016/2075)	2011
3. .970 (2356/2429)	2003
5. .967 (2372/2452)	2004

TREY "BOOM BOOM" MANCINI — Freshman 1B **Trey Mancini** was the first Irish rookie and eighth player in program history to lead Notre Dame in all three triple-crown categories (batting average, home runs and RBI). He also was named 2011 BIG EAST Rookie of the Year, third team all-BIG EAST and *Louisville Slugger* Freshman All-American.

► Mancini led Notre Dame in batting (.323), hits (61), doubles (15), triples (three), home runs (nine), RBI (34), total bases (109), slugging percentage (.577) on-base percentage (.385), multiple hit games (17), multiple RBI games (nine) and runs scored (33).

► Mancini earned BIG EAST honor roll three times in 2011. No player was honored by the BIG EAST more in terms of Player of the Week/Honor Roll than Mancini. Georgetown's Rand Ravnas, St. John's Joe Panik, West Virginia's Grant Buckner and Mancini are the only four position players to receive such honors three times.

JOHNSON CLOSES CAREER CORRECTLY — Senior RHP **Cole Johnson**, who tossed 8.0 scoreless innings against WVU in his final career appearance on May 26, registered 11 quality starts, posted a 2.76 ERA in 101.0 innings and opponents batted just .211 against him. He allowed two earned runs or less in nine starts and even struck out 12 against Rutgers on May 7 (the most by a Notre Dame hurler since 2004).

DUPRA AWFULLY GOOD — Senior RHP **Brian Dupra** registered 11 quality starts over his 15 outings in 2011. He also worked into the seventh inning in 11 of his 15 starts. Dupra posted a 3.10 ERA. He struck out 93 and worked 104.2 innings, which each rank 10th, respectively, in single-season school history. Dupra allowed two earned runs or less in nine starts and collected 10 or more strikeouts in three outings.

► Dupra became the fifth pitcher in Irish history to record 50 or more career starts and seventh Notre Dame hurler to ever eclipse 300.0 career innings. He finished his career with 51 starts and 315.2 innings of work, which rank fifth and seventh, respectively, in school history. Dupra also ranks ninth in school history in fewest career walks per nine innings (2.20).

JOHNSON, PETZOLD EARN ACADEMIC ALL-DISTRICT BASEBALL HONORS — Senior RHP **Cole Johnson** and senior RF **Herman Petzold** were selected to the Capital One Academic All-District V team.

► Already a finalist for the 2011 Lowe's Senior Class Award and recent recipient of the Byron V. Kanaley Award, the most prestigious honor presented to an Irish student-athlete, Johnson maintained a 3.68 grade-point average in the College of Science as a double major in pre-professional studies (pre-medicine) and Spanish language and literature. He was named to the Dean's List three times. Johnson was also honored as a BIG EAST academic all-star each of the last four years.

► Petzold, who maintained a 3.319 grade-point average in the Mendoza College of Business as a double major in finance and mathematics, tied or led the team outright in hit-by-pitches (five), games played (53) and games started (53). Petzold ranked second in batting average (.282), on-base percentage (.363) and hits (51) as well as third in slugging percentage (.346), hits (53), RBI (20), total bases (65) and sacrifice flies (two). Petzold also ranked third on the team with 13 multi-hit games, including a team-best five games with at least three hits.

JOHNSON, DOYLE EARN AWARDS — The Notre Dame Department of Athletics held its annual O.S.C.A.R.S. (Outstanding Student-Athletes Celebrating Achievements & Recognition Showcase) on May 3 inside Purcell Pavilion at the Joyce Center and senior RHP **Cole Johnson** and senior SS **Mick Doyle** were both recognized.

► Johnson captured The Kanaley Award, the most prestigious honor presented to an Irish student-athlete. It has been given annually since 1926 to senior monogram athletes who have been most exemplary as both students and leaders. Chosen by the University's Faculty Board on Athletics, the awards are named in honor of the 1904 Notre Dame graduate who was a member of the baseball team as an undergraduate. Kanaley went on to a successful banking career in Chicago and served the University as a lay trustee until his death in 1960.

► Doyle was one of seven student-athletes that received the Leaders of Distinction award, which is presented to those individuals deemed exceptional leaders by their coaches and teammates.

IRISH AGAIN WELL REPRESENTED IN MLB DRAFT

— Notre Dame had four players, including one incoming freshman, selected in the 2011 Major League Baseball First-Year Player Draft. Senior RHP **Brian Dupra** (Washington Nationals, 7th), senior RHP **Cole Johnson** (Minnesota Twins, 44th), senior C **Matt Scioscia** (Los Angeles Angels of Anaheim, 45th) and RHP **Patrick Connaughton** (San Diego Padres, 38th).

► Since the inception of the amateur draft in 1965, 85 Notre Dame players have been drafted a total of 98 times, including at least one player in every draft since 1985.



Notre Dame senior OF Herman Petzold entered 2011 with exactly three base hits and no RBI in 10 at-bats over 11 career games — all of the bench — started all 53 games last season in right field. He batted .282 with one home run and 20 RBI. Petzold tied or led the team outright in games played and games started. He ranked second in batting average, on-base percentage and hits.

2011 Overall Statistics

HITTING

(SORTED BY BATTING AVG.)

PLAYER	AVG	GP-GS	AB	R	H	2B	3B	HR	RBI	TB	SLG%	BB	HBP	SO	OB%	SF	SH	SB	PO	A	E	FLD%
Mancini, Trey	.323	53-52	189	33	61	15	3	9	34	109	.577	19	2	37	.385	3	1	4-7	394	36	6	.986
Petzold, Herman	.282	53-53	188	20	53	9	0	1	20	65	.346	20	5	27	.363	2	10	4-7	99	3	2	.981
Jagiello, Eric	.269	53-53	201	32	54	13	1	5	28	84	.418	25	2	30	.355	0	4	5-10	132	4	5	.965
Hudson, Joe	.239	53-51	163	18	39	10	2	0	14	53	.325	17	3	20	.322	0	6	2-4	336	37	4	.989
DeSico, Frank	.237	51-51	194	23	46	5	0	0	11	51	.263	23	1	19	.320	1	8	13-19	124	161	8	.973
Doyle, Mick	.203	53-53	182	16	37	8	0	1	15	48	.264	23	1	45	.296	0	14	10-14	75	133	5	.977
Sherry, Greg	.179	51-50	168	12	30	7	0	0	11	37	.220	21	1	25	.272	1	7	2-3	53	89	15	.904
Norton, Adam	.254	37-36	126	10	32	7	0	2	17	45	.357	3	1	17	.269	4	8	0-1	8	17	3	.893
Markson, Charlie	.244	32-14	45	5	11	1	1	0	5	14	.311	5	2	16	.346	0	2	2-5	51	0	3	.944
Robinson, Alex	.222	45-36	117	10	26	3	0	0	7	29	.248	5	1	28	.260	0	10	2-5	89	3	2	.979
Scioscia, Matt	.200	16-6	30	3	6	0	0	0	3	6	.200	0	1	7	.226	0	0	0-0	0	0	0	.000
Grosso, Matt	.190	26-14	58	6	11	2	0	0	4	13	.224	5	1	4	.266	0	2	1-2	8	1	0	1.000
Adams, Ty	.182	7-1	11	0	2	0	0	0	1	2	.182	0	0	6	.182	0	0	0-0	0	0	0	.000
Reinhart, Chris	.167	6-0	6	1	1	0	0	0	0	1	.167	1	0	3	.286	0	0	0-0	0	0	1	.000
Casey, David	.120	24-2	25	1	3	0	0	0	1	3	.120	4	0	8	.241	0	0	0-0	13	2	0	1.000
McConnell, Cameron	.118	15-4	17	0	2	0	0	0	1	2	.118	1	0	3	.158	1	0	0-0	32	6	0	1.000
Palmer, Ricky	.111	9-0	9	1	1	1	0	0	0	2	.222	1	1	4	.273	0	0	0-0	2	0	0	1.000
Chase, Tommy	.000	11-1	7	4	0	0	0	0	0	0	.000	2	0	4	.222	0	0	1-1	5	6	0	1.000
Johnson, Forrest	.000	1-0	0	0	0	0	0	0	0	0	.000	0	0	0	.000	0	0	0-0	0	0	0	.000
Basilone, Bret	.000	2-0	0	0	0	0	0	0	0	0	.000	0	0	0	.000	0	0	0-0	0	0	0	.000
Rodgers, John	.000	1-0	0	0	0	0	0	0	0	0	.000	0	0	0	.000	0	0	0-0	0	0	0	.000
Totals	.239	53-53	1736	195	415	81	7	18	172	564	.325	175	22	303	.315	12	72	46-78	1445	571	59	.972
Opponents	.266	53-53	1822	220	484	96	14	22	205	674	.370	143	33	368	.328	14	61	29-54	1446	606	67	.968

PITCHING

(SORTED BY EARNED RUN AVG.)

PLAYER	ERA	W-L	APP-GS	CG	SHO	SV	IP	H	R	ER	BB	SO	2B	3B	HR	AB	B/AVG	WP	HBP	BK
Johnson, Cole	2.76	5-7	15-15	0	0/3	0	101.0	78	35	31	31	87	20	3	4	369	.211	1	9	0
Dupra, Brian	3.10	3-7	15-15	1	0/3	0	104.2	116	42	36	29	93	17	6	4	399	.291	3	4	0
Miller, Todd	4.09	4-3	14-14	0	0/1	0	81.1	94	46	37	11	41	22	3	5	322	.292	6	4	2
Hudgins, Will	1.73	4-0	18-0	0	0/0	2	26.0	20	6	5	8	18	3	0	1	90	.222	1	3	0
Slania, Dan	2.35	2-3	23-0	0	0/4	4	30.2	28	12	8	9	20	4	1	0	111	.252	1	3	0
Fitzgerald, Sean	2.38	1-2	23-0	0	0/2	5	34.0	27	11	9	7	25	7	0	3	124	.218	1	2	0
Norton, Adam	3.75	2-2	15-5	0	0/1	1	48.0	47	20	20	11	39	13	0	1	174	.270	1	5	1
McIver, Anthony	3.77	2-5	21-4	0	0/1	0	43.0	48	24	18	21	33	6	0	1	166	.289	2	2	1
Hissa, Donnie	11.57	0-0	5-0	0	0/0	0	7.0	13	10	9	3	7	3	0	0	35	.371	0	0	0
Veerkamp, Patrick	14.54	0-0	4-0	0	0/1	0	4.1	8	11	7	10	4	0	1	2	23	.348	4	1	0
Spizziri, Joe	16.20	0-0	2-0	0	0/0	0	1.2	5	3	3	3	1	1	0	1	9	.556	0	0	0
Totals	3.42	23-29	53-53	1	7/7	12	481.2	484	220	183	143	368	96	14	22	1822	.266	20	33	4
Opponents	2.89	29-23	53-53	6	2/1	15	482.0	415	195	155	175	303	81	7	18	1736	.239	32	22	7



Senior RHP Cole Johnson registered 11 quality starts, posted a 2.76 ERA in 101.0 innings and opponents batted just .211 against him. He allowed two earned runs or less in nine starts.



Freshman TB Trey Mancini was the first Irish rookie and eighth player in program history to lead Notre Dame in all three triple-crown categories (batting average, home runs and RBI). He also was named 2011 BIG EAST Rookie of the Year, third team all-BIG EAST and Louisville Slugger Freshman All-American.

HITTING

(SORTED BY BATTING AVG.)

PLAYER	AVG	GP-GS	AB	R	H	2B	3B	HR	RBI	TB	SLG%	BB	HBP	SO	OB%	SF	SH	SB	PO	A	E	FLD%
Mancini, Trey	.320	26-26	97	20	31	5	2	7	22	61	.629	14	1	17	.407	1	0	2-3	237	27	3	.989
Jagielo, Eric	.275	26-26	102	15	28	6	0	1	9	37	.363	15	0	12	.368	0	1	3-8	48	1	2	.961
Petzold, Herman	.266	26-26	94	8	25	2	0	0	9	27	.287	10	2	13	.346	1	4	0-3	59	0	1	.983
Hudson, Joe	.266	26-26	79	11	21	6	1	0	6	29	.367	11	1	9	.363	0	5	1-1	165	16	3	.984
Doyle, Mick	.256	26-26	86	10	22	4	0	1	10	29	.337	16	1	18	.379	0	5	7-8	35	68	2	.981
DeSico, Frank	.236	26-26	106	11	25	0	0	0	6	25	.236	11	1	12	.311	1	3	8-11	61	85	5	.967
Norton, Adam	.233	24-24	86	8	20	3	0	2	13	29	.337	2	0	7	.239	4	6	0-1	4	7	1	.917
Sherry, Greg	.209	26-26	91	7	19	7	0	0	6	26	.286	11	0	12	.294	0	6	1-1	27	46	7	.913
Robinson, Alex	.241	20-16	54	4	13	3	0	0	6	16	.296	0	1	13	.255	0	6	1-1	39	2	1	.976
Grosso, Matt	.231	12-7	26	4	6	2	0	0	2	8	.308	4	1	3	.355	0	1	0-1	8	0	0	1.000
Markson, Charlie	.167	14-3	12	3	2	0	0	0	0	2	.167	2	1	6	.333	0	1	0-0	11	0	2	.846
Adams, Ty	.167	4-1	6	0	1	0	0	0	1	1	.167	0	0	4	.167	0	0	0-0	0	0	0	.000
Casey, David	.167	7-0	6	0	1	0	0	0	0	1	.167	0	0	2	.167	0	0	0-0	0	0	0	.000
Scioscia, Matt	.000	5-1	7	0	0	0	0	0	0	0	.000	0	0	2	.000	0	0	0-0	0	0	0	.000
Palmer, Ricky	.000	4-0	4	0	0	0	0	0	0	0	.000	0	0	2	.000	0	0	0-0	0	0	0	.000
McConnell, Cameron	.000	6-0	3	0	0	0	0	0	0	0	.000	1	0	0	.250	0	0	0-0	4	1	0	1.000
Chase, Tommy	.000	4-0	2	1	0	0	0	0	0	0	.000	0	0	2	.000	0	0	0-0	1	2	0	1.000
Reinhart, Chris	.000	2-0	2	0	0	0	0	0	0	0	.000	0	0	1	.000	0	0	0-0	0	0	0	.000
Basilone, Bret	.000	1-0	0	0	0	0	0	0	0	0	.000	0	0	0	.000	0	0	0-0	0	0	0	.000
Totals	.248	26-26	863	102	214	38	3	11	90	291	.337	97	9	135	.328	7	38	23-38	716	294	29	.972
Opponents	.263	26-26	911	104	240	44	8	14	97	342	.375	66	20	168	.325	6	25	12-22	712	302	35	.967

PITCHING

(SORTED BY EARNED RUN AVG.)

PLAYER	ERA	W-L	APP-GS	CG	SHO	SV	IP	H	R	ER	BB	SO	2B	3B	HR	AB	B/AVG	WP	HBP	BK
Johnson, Cole	3.26	3-3	9-9	0	0/2	0	58.0	46	22	21	22	52	12	2	4	216	.213	1	6	0
Dupra, Brian	3.43	1-4	9-9	1	0/1	0	63.0	75	29	24	19	53	11	5	4	248	.302	2	3	0
Miller, Todd	4.70	2-2	8-8	0	0/0	0	44.0	58	29	23	5	20	12	1	3	182	.319	2	2	1
Hissa, Donnie	0.00	0-0	2-0	0	0/0	0	2.1	1	0	0	0	1	0	0	0	9	.111	0	0	0
Slania, Dan	0.75	2-1	7-0	0	0/1	1	12.0	10	2	1	2	6	2	0	0	43	.233	0	2	0
Hudgins, Will	0.87	2-0	6-0	0	0/0	1	10.1	6	1	1	3	9	0	0	1	34	.176	0	2	0
Fitzgerald, Sean	1.64	1-1	13-0	0	0/2	5	22.0	16	4	4	2	14	4	0	0	79	.203	0	1	0
McIver, Anthony	2.08	2-2	8-0	0	0/0	0	13.0	13	5	3	8	7	0	0	0	47	.277	0	1	0
Norton, Adam	4.72	0-0	7-0	0	0/0	0	13.1	13	7	7	3	6	3	0	0	47	.277	0	2	0
Veerkamp, Patrick	13.50	0-0	1-0	0	0/0	0	0.2	2	5	1	2	0	0	0	2	6	.333	2	1	0
Totals	3.21	13-13	26-26	1	3/3	7	238.2	240	104	85	66	168	44	8	14	911	.263	7	20	1
Opponents	3.07	13-13	26-26	3	1/0	6	237.1	214	102	81	97	135	38	3	11	863	.248	14	9	5

MULTIPLE HIT GAMES

	2	3	4	5+	Tot
MANCINI, Trey	12	4	1	-	17
JAGIELO, Eric	13	1	1	-	15
PETZOLD, Herman	8	5	-	-	13
DESICO, Frank	11	1	-	-	12
HUDSON, Joe	7	1	1	-	9
DOYLE, Mick	7	1	-	-	8
SHERRY, Greg	3	3	-	-	6
ROBINSON, Alex	5	-	-	1	6
NORTON, Adam	6	-	-	-	6
GROSSO, Matt	3	-	-	-	3
SCIOSCIA, Matt	-	1	-	-	1
MARKSON, Charlie	-	1	-	-	1
TEAM	75	18	3	1	97

MULTIPLE RBI GAMES

	2	3	4	5+	Tot
MANCINI, Trey	5	3	1	-	9
JAGIELO, Eric	6	-	2	-	8
HUDSON, Joe	5	-	-	-	5
NORTON, Adam	4	-	-	-	4
PETZOLD, Herman	-	-	2	-	2
MARKSON, Charlie	1	-	-	-	1
DOYLE, Mick	1	-	-	-	1
SHERRY, Greg	1	-	-	-	1
ROBINSON, Alex	1	-	-	-	1
SCIOSCIA, Matt	-	1	-	-	1
TEAM	24	4	5	-	33

HITTING & REACHED BASE STREAKS

	Longest	Current		Longest	Current
NORTON, Adam	9	-	JAGIELO, Eric	22	3
DESICO, Frank	8	-	PETZOLD, Herman	15	2
JAGIELO, Eric	8	3	HUDSON, Joe	15	15
MANCINI, Trey	8	-	NORTON, Adam	15	2
ROBINSON, Alex	8	-	MANCINI, Trey	14	-
PETZOLD, Herman	6	2	DESICO, Frank	12	1
HUDSON, Joe	5	3	DOYLE, Mick	9	-
DOYLE, Mick	4	-	ROBINSON, Alex	8	-
GROSSO, Matt	4	-	SHERRY, Greg	6	1
MARKSON, Charlie	4	-	MARKSON, Charlie	4	3
SHERRY, Greg	3	-	GROSSO, Matt	4	-
SCIOSCIA, Matt	2	-	CASEY, David	3	-
CASEY, David	1	-	SCIOSCIA, Matt	2	-
PALMER, Ricky	1	-	PALMER, Ricky	2	-
REINHART, Chris	1	-	ADAMS, Ty	1	-
MCCONNELL, Cameron	1	-	MCCONNELL, Cameron	1	-
ADAMS, Ty	1	-	REINHART, Chris	1	-

2011 Miscellaneous Statistics

SITUATIONAL

Stolen-Base Percentage: Notre Dame .590, Opponents .537
Left On Base: Notre Dame 376, Opponents 410
Grounded Into Double Plays: Notre Dame 27, Opponents 28
Double Plays Turned: Notre Dame 39, Opponents 39
Passed Balls (6): Hudson 6 (Opponents 10)
Intentional Walks (6): Mancini 2, Jagielo 2, Palmer, Petzold (Opponents 9)
Picked Off (17): DeSico 3, Norton 3, Hudson 3, Jagielo 2, Mancini 2, Sherry, Doyle, Robinson, Markson (Opponents 8)
Stolen Bases Against: Hudson (26-45), Dupra (7-14), Johnson, C. (10-12), McIver (3-8), Miller (2-8), McConnell (2-7), Hudgins (2-4), Slania (2-4), Norton (3-3), Hissa (0-1), Johnson, F. (1-1).
Leadoff On-Base Percentage: Notre Dame .316, Opponents .357
Batting Average With Two Outs: Notre Dame .205, Opponents .231
Batting Average With RISP: Notre Dame .260, Opponents .247
OPS (On-Base + Slugging): Notre Dame .640, Opponents .698
Groundouts: Notre Dame 519, Opponents 528
Flyouts: Notre Dame 480, Opponents 522

MISCELLANEOUS

Longest Game: 3:56 at Rutgers (May 8)
Quickest Game: 1:49 (twice) vs. Kent State (March 13); at St. John's (April 21)
Longest Winning Streak: 3 (twice), vs. Purdue (Feb. 19) through at Seattle (Feb. 25); vs. USF (May 13-14)
Longest Losing Streak: 4 (twice), at Seattle (Feb. 26) through at Winthrop (March 4); vs. West Virginia (April 17) through at Seton Hall (April 29)
Largest Crowd at Frank Eck Stadium: 893 vs. Seton Hall (April 29)
Largest Road Crowd: 2,742 at Louisville (May 20)
Largest Neutral Crowd: 2,314 vs. Connecticut - Bright House Field - Clearwater, Fla. (May 25)

STARTERS BY POSITION

C: Joe Hudson 49 (23-25-1), Cameron McConnell 4 (0-4)
1B: Trey Mancini 47 (20-26-1), Eric Jagielo 6 (3-3)
2B: Frank DeSico 51 (23-27-1), Tommy Chase 1 (0-1), Greg Sherry 1 (0-1)
SS: Mick Doyle 53 (23-29-1)
3B: Greg Sherry 49 (23-26), Eric Jagielo 2 (0-2), Adam Norton 2 (0-1-1)
LF: Eric Jagielo 30 (13-16-1), Alex Robinson 10 (5-5), Matt Grosso 8 (3-5), Adam Norton 3 (2-1), Charlie Markson 2 (0-2)
CF: Alex Robinson 26 (11-14-1), Eric Jagielo 15 (7-8), Charlie Markson 12 (5-7)
RF: Herman Petzold 53 (23-29-1)
DH: Adam Norton 31 (14-17), Matt Grosso 6 (2-3-1), Matt Scioscia 6 (3-3), Trey Mancini 5 (3-2), David Casey 2 (1-1), Joe Hudson 2 (0-2), Ty Adams 1 (0-1)
P: Brian Dupra 15 (5-10), Cole Johnson 15 (7-8), Todd Miller 14 (8-5-1), Adam Norton 5 (2-3), Anthony McIver 4 (1-3)

STARTERS BY BATTING ORDER

1: Frank DeSico 43 (20-22-1), Mick Doyle 9 (3-6), Adam Norton 1 (0-1)
 2: Mick Doyle 14 (5-8-1), Alex Robinson 13 (7-6), Herman Petzold 12 (5-7), Greg Sherry 12 (5-7) Charlie Markson 2 (1-1)
 3: Eric Jagielo 53 (23-29-1)
 4: Trey Mancini 39 (16-22-1), Joe Hudson 14 (7-7)
 5: Herman Petzold 29 (13-26), Trey Mancini 13 (7-6), Matt Grosso 7 (2-4-1), Matt Scioscia 3 (1-2) David Casey 1 (0-1)
 6: Adam Norton 18 (9-9), Herman Petzold 11 (4-6-1), Matt Grosso 6 (3-3), Alex Robinson 5 (2-3) Greg Sherry 4 (2-2), Mick Doyle 4 (2-2), Matt Scioscia 2 (1-1), Frank DeSico 2 (0-2), Ty Adams 1 (0-1)
 7: Greg Sherry 19 (10-9), Joe Hudson 11 (4-6-1), Mick Doyle 8 (2-6), Charlie Markson 5 (2-3) Adam Norton 5 (2-3), Frank DeSico 3 (2-1), Herman Petzold 1 (1-0), Matt Grosso 1 (0-1)
 8: Joe Hudson 26 (12-14), Greg Sherry 12 (4-8), Adam Norton 5 (2-2-1), Frank DeSico 3 (1-2) Cameron McConnell 2 (0-2), Mick Doyle 2 (2-0), Matt Scioscia 1 (1-0), David Casey 1 (1-0) Charlie Markson 1 (0-1)
 9: Alex Robinson 18 (7-10-1), Mick Doyle 16 (9-7), Adam Norton 7 (3-4), Charlie Markson 6 (2-4) Greg Sherry 3 (2-1), Cameron McConnell 2 (0-2), Tommy Chase 1 (0-1)

ATTENDANCE FIGURES

Cumulative (50 dates): 30,283
Cumulative Average: 605
Largest: 2,742 at Louisville (May 20)
Home Total (19 dates): 7,927
Home Average: 417
Largest Home: 893 vs. Seton Hall (April 29)
Home BIG EAST (14 dates): 6,080
Home BIG EAST Average: 434
Road Total (15 dates): 12,170
Road Average: 811
Largest Road: 2,742 at Louisville (May 20)
Road BIG EAST (10 dates): 7,944
Road BIG EAST Average: 794
Neutral Site (16 dates): 10,186
Neutral Site Average: 636
Largest Neutral: 2,314 vs. Connecticut (May 25) at Bright House Field in Clearwater, Fla.
BIG EAST Total (24 dates): 14,024
BIG EAST Average: 584
Largest BIG EAST: 2,742 at Louisville (May 20)

IN 2011 NOTRE DAME WAS...

Overall: 23-29-1
BIG EAST (H): 9-6
Non-Conference: 10-16-1
Non-Conference (A): 1-4
Home: 11-9
Neutral: 7-9-1
Night: 6-8
vs Right: 15-19-1
Tuesday: 2-2
Thursday: 1-3
Saturday: 9-7
February: 3-3
April: 5-9
1-Run games: 10-10
5+ Run games: 5-8
Shutouts: 7-2
Score 3-5 runs: 10-11-1
Score 10+ runs: 3-0
Allow 3-5 runs: 8-13-1
Allow 10+ runs: 0-3
Opp. scored in 1st: 6-9
Opp. scores first: 9-20-1
After 6 trailing: 3-19
After 7 leading: 16-2-1
After 7 tied: 4-6
After 8 trailing: 0-25
ND 0 home runs: 15-21-1
ND 2+ home runs: 2-0
Opp. 1 home run: 5-10
ND 0 errors: 10-5-1
ND 2+ errors: 3-13
Opp. 1 error: 7-13
Out-hit opp.: 13-5
Hits are tied: 3-1
ND 4-6 Hits: 5-11
ND 10+ Hits: 7-4-1
Doubleheaders: 7-9
ND Bullpen Gets Decision: 9-10
Come-From-Behind Wins: 10
Last At-Bat Wins: 5
Vs. *Ranked Opponents: 0-3
 *Top 25 ranking at time played

BIG EAST: 13-13
BIG EAST (A): 4-7
Non-Conference (H): 2-3
Non-Conference (N): 7-9-1
Away: 5-11
Day: 17-21-1
vs Left: 8-10
Monday: 0-1
Wednesday: 1-2
Friday: 4-9
Sunday: 5-3-1
March: 7-9-1
May: 7-6
2-Run games: 2-7
Extra Innings: 3-5-1
Score 0-2 runs: 5-18
Score 6-9 runs: 5-0
Allow 0-2 runs: 14-4
Allow 6-9 runs: 1-9
ND Scored in 1st: 8-5
ND Scores first: 14-9
After 6 leading: 18-2-1
After 6 tied: 2-8
After 7 trailing: 3-21
After 8 leading: 19-0-1
After 8 tied: 4-4
ND 1 home run: 6-8
ND 18-16-1
Opp. 2+ HRs: 0-3
ND 1 error: 10-11
Opp. 0 errors: 5-10-1
Opp. 2+ errors: 11-6
Out-hit by opp.: 7-23-1
ND 1-3 Hits: 1-2
ND 7-9 Hits: 8-9
ND 20+ Hits: 1-0
ND Starter w/ Decision: 14-19



A post-game fireworks extravaganza helped Notre Dame draw its largest home crowd of the season on April 29, 2011.

STATISTICS BY POSITION

POS	PLAYER	AVG	GP	AB	R	H	2B	3B	HR	RBI	TB	SLG%	BB	HBP	SO	GDP	OB%	SF	SH	SB-ATT	PO	A	E	FLD%
p	NORTON, Adam	.500	11	14	0	7	2	0	0	2	9	.643	0	1	0	0	.533	0	0	0-0	3	14	0	1.000
c	HUDSON, Joe	.234	46	141	16	33	6	2	0	13	43	.305	17	3	20	1	.329	0	5	2-4	295	34	2	.994
c	MCCONNELL, Cameron	.071	12	14	0	1	0	0	0	1	1	.071	0	0	3	0	.067	1	0	0-0	30	5	0	1.000
c	PALMER, Ricky	.000	2	2	0	0	0	0	0	0	0	.000	0	1	1	0	.333	0	0	0-0	2	0	0	1.000
c	JOHNSON, Forrest	.000	1	0	0	0	0	0	0	0	0	.000	0	0	0	0	.000	0	0	0-0	0	0	0	.000
1b	MANCINI,Trey	.289	42	149	29	43	12	1	9	31	84	.564	16	1	28	4	.355	3	1	4-6	349	29	5	.987
1b	CASEY, David	.167	7	6	0	1	0	0	0	0	1	.167	0	0	0	0	.167	0	0	0-0	13	2	0	1.000
2b	SHERRY, Greg	.250	2	4	0	1	0	0	0	1	1	.250	1	0	2	0	.400	0	0	0-1	3	3	1	.857
2b	DESICO, Frank	.241	46	174	23	42	5	0	0	10	47	.270	22	1	16	0	.330	0	7	13-19	110	148	8	.970
2b	CHASE, Tommy	.000	6	4	1	0	0	0	0	0	0	.000	1	0	2	0	.200	0	0	0-0	5	5	0	1.000
3b	REINHART, Chris	.500	2	2	1	1	0	0	0	0	1	.500	0	0	0	0	.500	0	0	0-0	0	0	1	.000
3b	NORTON, Adam	.333	2	6	0	2	1	0	0	2	3	.500	0	0	2	0	.333	0	1	0-0	0	0	1	.000
3b	SHERRY, Greg	.177	46	147	11	26	6	0	0	9	32	.218	18	1	19	2	.269	1	5	2-2	45	77	13	.904
3b	JAGIELO, Eric	.000	4	8	1	0	0	0	0	0	0	.000	0	1	1	0	.111	0	0	0-0	2	3	1	.833
3b	CHASE, Tommy	.000	1	1	0	0	0	0	0	0	0	.000	0	0	0	0	.000	0	0	0-0	0	0	0	.000
ss	DOYLE, Mick	.186	48	167	15	31	8	0	0	12	39	.234	19	1	44	3	.273	0	12	8-12	72	121	5	.975
ss	CHASE, Tommy	.000	1	0	0	0	0	0	0	0	0	.000	0	0	0	0	.000	0	0	0-0	0	0	0	.000
of	JAGIELO, Eric	.301	43	146	28	44	10	1	5	23	71	.486	22	1	21	2	.396	0	4	3-7	66	0	3	.957
of	PETZOLD, Herman	.293	48	167	20	49	8	0	1	20	60	.359	19	5	22	5	.378	2	10	4-6	92	3	2	.979
of	NORTON, Adam	.273	4	11	1	3	1	0	0	1	4	.364	0	0	3	1	.273	0	1	0-0	5	1	2	.750
of	MARKSON, Charlie	.262	26	42	4	11	1	1	0	5	14	.333	5	2	13	0	.367	0	2	2-5	51	0	3	.944
of	ROBINSON, Alex	.230	40	100	8	23	1	0	0	7	24	.240	5	0	20	0	.267	0	8	1-4	74	2	1	.987
of	GROSSO, Matt	.185	12	27	4	5	2	0	0	3	7	.259	3	0	1	0	.267	0	2	1-2	8	1	0	1.000
dh	MANCINI,Trey	.421	5	19	2	8	2	0	0	1	10	.526	2	0	3	1	.476	0	0	0-0	0	0	0	.000
dh	SCIOSCIA, Matt	.250	7	20	3	5	0	0	0	3	5	.250	0	0	3	0	.250	0	0	0-0	0	0	0	.000
dh	GROSSO, Matt	.222	5	18	1	4	0	0	0	0	4	.222	1	1	1	1	.300	0	0	0-0	0	0	0	.000
dh	NORTON, Adam	.203	28	79	7	16	2	0	2	11	24	.304	3	0	11	1	.221	4	6	0-1	0	0	0	.000
dh	HUDSON, Joe	.000	2	5	0	0	0	0	0	0	0	.000	0	0	0	0	.000	0	0	0-0	0	0	0	.000
dh	CASEY, David	.000	2	5	1	0	0	0	0	0	0	.000	2	0	3	0	.286	0	0	0-0	0	0	0	.000
dh	ADAMS, Ty	.000	2	2	0	0	0	0	0	0	0	.000	0	0	1	0	.000	0	0	0-0	0	0	0	.000
dh	CHASE, Tommy	.000	1	0	1	0	0	0	0	0	0	.000	1	0	0	0	1.000	0	0	0-0	0	0	0	.000
ph	MCCONNELL, Cameron	.500	2	2	0	1	0	0	0	0	1	.500	0	0	0	0	.500	0	0	0-0	0	0	0	.000
ph	GROSSO, Matt	.200	10	10	1	2	0	0	0	1	2	.200	1	0	0	0	.273	0	0	0-0	0	0	0	.000
ph	ADAMS, Ty	.200	5	5	0	1	0	0	0	0	1	.200	0	0	2	1	.200	0	0	0-0	0	0	0	.000
ph	PALMER, Ricky	.167	7	6	1	1	1	0	0	0	2	.333	1	0	2	0	.286	0	0	0-0	0	0	0	.000
ph	CASEY, David	.143	17	14	0	2	0	0	0	1	2	.143	2	0	5	1	.250	0	0	0-0	0	0	0	.000
ph	SCIOSCIA, Matt	.111	9	9	0	1	0	0	0	0	1	.111	0	1	4	0	.200	0	0	0-0	0	0	0	.000
ph	REINHART, Chris	.000	3	2	0	0	0	0	0	0	0	.000	1	0	2	0	.333	0	0	0-0	0	0	0	.000
ph	CHASE, Tommy	.000	1	1	0	0	0	0	0	0	0	.000	0	0	1	0	.000	0	0	0-0	0	0	0	.000
ph	MARKSON, Charlie	.000	1	1	0	0	0	0	0	0	0	.000	0	0	1	0	.000	0	0	0-0	0	0	0	.000
ph	NORTON, Adam	.000	1	1	0	0	0	0	0	0	0	.000	0	0	0	0	.000	0	0	0-0	0	0	0	.000
ph	ROBINSON, Alex	.000	2	1	0	0	0	0	0	0	0	.000	0	0	1	0	.000	0	1	0-0	0	0	0	.000
ph	MANCINI,Trey	.000	1	0	0	0	0	0	0	0	0	.000	0	1	0	0	1.000	0	0	0-0	0	0	0	.000
pr	HUDSON, Joe	.000	1	0	0	0	0	0	0	0	0	.000	0	0	0	0	.000	0	0	0-0	0	0	0	.000
pr	BASILONE, Bret	.000	2	0	0	0	0	0	0	0	0	.000	0	0	0	0	.000	0	0	0-0	0	0	0	.000
pr	MARKSON, Charlie	.000	7	0	1	0	0	0	0	0	0	.000	0	0	0	0	.000	0	0	0-0	0	0	0	.000
pr	RODGERS, John	.000	1	0	0	0	0	0	0	0	0	.000	0	0	0	0	.000	0	0	0-0	0	0	0	.000
pr	CHASE, Tommy	.000	3	0	2	0	0	0	0	0	0	.000	0	0	0	0	.000	0	0	1-1	0	0	0	.000
pr	ROBINSON, Alex	.000	2	0	0	0	0	0	0	0	0	.000	0	0	0	0	.000	0	0	0-0	0	0	0	.000

2011 Superlatives

TEAM BATTING

At bats:	51	vs Purdue (Feb 19 at St. Petersburg, Fla.)
Runs scored:	19	vs Purdue (Feb 19 at St. Petersburg, Fla.)
Hits:	25	vs Purdue (Feb 19 at St. Petersburg, Fla.)
RBI's:	18	vs Purdue (Feb 19 at St. Petersburg, Fla.)
Doubles:	5	at Pittsburgh (Apr 3)
	5	at Rutgers (May 7)
Triples:	1	(7 times)
Home runs:	2	vs Seton Hall (May 1)
	2	vs USF (May 13)
Total bases:	30	vs Purdue (Feb 19 at St. Petersburg, Fla.)
Walks:	10	vs Georgetown (Mar 26)
Strikeouts:	15	at St. John's (Apr 21)
Sac hits:	4	(4 times)
Sac flies:	2	vs Western Michigan (Apr 6)
	2	vs USF (May 14)
Stolen bases:	6	vs West Virginia (Apr 15)
Hit by pitch:	2	vs Michigan State (Feb 18 at Dunedin, Fla.)
	2	vs Georgetown (Mar 26)
Caught stealing:	2	(5 times)
Runners LOB:	13	vs Georgetown (Mar 26)
Hit into DP:	3	vs Seattle (Feb 26 at Seattle, Wash.)
	3	vs UIC (Mar 28)

TEAM FIELDING

Putouts:	40	at Rutgers (May 8)
Assists:	20	at Rutgers (May 8)
Errors:	4	at Louisville (May 21)
Passed balls:	1	(6 times)
DP's turned:	4	at Louisville (May 21)

TEAM PITCHING

Innings pitched:	13.1	at Rutgers (May 8)
Runs allowed:	20	vs Michigan State (May 17)
Earned runs:	20	vs Michigan State (May 17)
Walks allowed:	11	vs Iowa (Mar 18 at San Antonio, Texas)
Strikeouts:	14	at Rutgers (May 7)
Hits allowed:	26	vs Michigan State (May 17)
Doubles allowed:	4	(6 times)
Triples allowed:	1	(14 times)
Homers allowed:	3	at Louisville (May 19)
Wild pitches:	3	vs Manhattan (Mar 5 at Rock Hill, S.C.)
Hit batters:	3	vs West Virginia (Apr 17)

INDIVIDUAL BATTING

At bats:	6	(9 times)
Runs scored:	3	(5 times)
Hits:	5	Alex Robinson vs Purdue (Feb 19 at St. Petersburg, Fla.)
RBI's:	4	(5 times)
Doubles:	2	(7 times)
Triples:	1	(7 times)
Home runs:	1	(18 times)
Total bases:	8	Trey Mancini vs Penn State (Feb 20 at St. Petersburg, Fla.)
Walks:	3	(5 times)
Strikeouts:	3	(8 times)
Sac hits:	2	(4 times)
Sac flies:	1	(12 times)
Stolen bases:	3	Frank DeSico at Pittsburgh (Apr 1)
Hit by pitch:	1	(22 times)
Caught stealing:	1	(32 times)
Runners LOB:	4	(8 times)

INDIVIDUAL FIELDING

Putouts:	17	Trey Mancini at Rutgers (May 8)
Assists:	8	Frank DeSico vs Gonzaga (Mar 20 at San Antonio, Texas)
Errors:	2	Greg Sherry vs Penn State (Feb 20 at St. Petersburg, Fla.)
Passed balls:	1	(6 times)

INDIVIDUAL PITCHING

Innings pitched:	9.0	Brian Dupra vs Seton Hall (Apr 29)
	9.0	Cole Johnson vs Seton Hall (Apr 30)
Runs allowed:	9	Donnie Hissa vs Michigan State (May 17)
	9	Brian Dupra at Louisville (May 19)
Earned runs:	9	Donnie Hissa vs Michigan State (May 17)
	9	Brian Dupra at Louisville (May 19)
Walks allowed:	5	Patrick Veerkamp vs Iowa (Mar 18 at San Antonio, Texas)
Strikeouts:	12	Cole Johnson at Rutgers (May 7)
Hits allowed:	12	Brian Dupra vs Iowa (Mar 18 at San Antonio, Texas)
	12	Brian Dupra at Louisville (May 19)
Doubles allowed:	4	Todd Miller at Pittsburgh (Apr 3)
Triples allowed:	1	(14 times)
Homers allowed:	2	Brian Dupra at St. John's (Apr 21)
	2	Patrick Veerkamp at Louisville (May 19)
	2	Cole Johnson at Louisville (May 20)
Wild pitches:	3	Todd Miller vs Manhattan (Mar 5 at Rock Hill, S.C.)
Hit batters:	2	Cole Johnson vs Purdue (Feb 19 at St. Petersburg, Fla.)
	2	Brian Dupra vs Connecticut (Apr 8)



Senior RHP Cole Johnson struck out 12 against Rutgers on May 7 — the most by a Notre Dame hurler since 2004.



Senior OF Alex Robinson had a career-high five hits against Purdue on February 19. The five hits were the most of any Irish player in 2011.

2011 RESULTS: 23-29-1, 13-13 BIG EAST

Game date	Opposing team	Home: 11-9		Away: 5-11		Neutral: 7-9-1		Pitcher of record	Attend	Time
		Score	r-h-e	r-h-e	Inns	Overall	BIG EAST			
!Feb 18, 2011	vs Michigan State	1-2	L	1-8-1	2-9-1	9	0-1-0	0-0-0	DUPRA,B (L 0-1)	313 2:12
!Feb 19, 2011	vs Purdue	W	19-2	19-25-0	2-8-2	9	1-1-0	0-0-0	JOHNSON,C (W 1-0)	475 2:48
!Feb 20, 2011	vs Penn State	W	8-5	8-8-3	5-9-3	9	2-1-0	0-0-0	MILLER,T (W 1-0)	693 2:39
+Feb 25, 2011	vs Seattle	W	5-0	5-6-0	0-6-0	9	3-1-0	0-0-0	DUPRA,B (W 1-1)	75 2:20
+Feb 26, 2011	vs Seattle-1	0-1	L	0-5-1	1-7-0	9	3-2-0	0-0-0	JOHNSON,C (L 1-1)	- 1:52
+Feb 26, 2011	vs Seattle-2	2-7	L	2-2-1	7-7-1	9	3-3-0	0-0-0	MILLER,T (L 1-1)	233 2:01
@Mar 04, 2011	vs Manhattan-1	2-5	L	2-4-1	5-13-3	9	3-4-0	0-0-0	NORTON,A (L 0-1)	311 2:11
@Mar 04, 2011	at Winthrop-1	2-4	L	2-5-2	4-9-1	9	3-5-0	0-0-0	JOHNSON,C (L 1-2)	747 1:52
@Mar 05, 2011	vs Manhattan-2	W	5-4	5-10-1	4-8-3	(10)	4-5-0	0-0-0	HUDGINS,W (W 1-0)	242 2:31
@Mar 05, 2011	at Winthrop-2	2-7	L	2-7-2	7-12-0	9	4-6-0	0-0-0	McIVER,A (L 0-1)	324 2:34
#Mar 12, 2011	vs UAB	W	3-0	3-6-1	0-5-0	9	5-6-0	0-0-0	DUPRA,B (W 2-1)	357 2:02
#Mar 12, 2011	at #24 Coastal Carolina	3-4	L	3-7-1	4-5-1	9	5-7-0	0-0-0	JOHNSON,C (L 1-3)	1107 1:53
#Mar 13, 2011	vs Kent State	W	2-0	2-3-0	0-7-0	9	6-7-0	0-0-0	MILLER,T (W 1-0)	211 1:49
Mar 15, 2011	at UTSA	W	5-4	5-10-1	4-7-0	(10)	7-7-0	0-0-0	HUDGINS,W (W 2-0)	1003 2:55
\$Mar 17, 2011	vs Iowa	3-4	L	3-8-2	4-10-1	(10)	7-8-0	0-0-0	SLANIA,D (L 0-1)	298 2:23
\$Mar 18, 2011	vs Iowa	2-11	L	2-7-2	11-16-2	9	7-9-0	0-0-0	DUPRA,B (L 2-2)	189 2:48
\$Mar 19, 2011	vs Gonzaga	1-4	L	1-6-3	4-5-1	9	7-10-0	0-0-0	JOHNSON,C (L 1-4)	321 2:00
\$Mar 20, 2011	vs Gonzaga	3-3	T	3-11-0	3-12-0	(12)	7-10-1	0-0-0	None	421 3:18
*Mar 25, 2011	GEORGETOWN	W	3-2	3-8-1	2-11-1	9	8-10-1	1-0-0	McIVER,A (W 1-1)	295 2:37
*Mar 26, 2011	GEORGETOWN	W	1-0	1-4-2	0-5-1	9	9-10-1	2-0-0	JOHNSON,C (W 2-4)	316 2:21
*Mar 27, 2011	GEORGETOWN	3-4	L	3-11-0	4-6-0	9	9-11-1	2-1-0	MILLER,T (L 2-2)	256 2:19
Mar 28, 2011	UIC	3-5	L	3-12-1	5-7-0	9	9-12-1	2-1-0	McIVER,A (L 1-2)	186 2:25
Mar 29, 2011	CENTRAL MICHIGAN	W	3-2	3-7-1	2-10-2	9	10-12-1	2-1-0	NORTON,A (W 1-1)	210 2:17
*Apr 01, 2011	at Pittsburgh	5-6	L	5-8-2	6-14-0	9	10-13-1	2-2-0	SLANIA,D (L 0-2)	240 2:35
*Apr 02, 2011	at Pittsburgh	2-3	L	2-6-0	3-10-3	(11)	10-14-1	2-3-0	McIVER,A (L 1-3)	276 2:40
*Apr 03, 2011	at Pittsburgh	W	8-6	8-13-2	6-8-3	9	11-14-1	3-3-0	HUDGINS,W (W 3-0)	426 2:28
Apr 06, 2011	WESTERN MICHIGAN	W	6-2	6-7-1	2-7-4	9	12-14-1	3-3-0	NORTON,A (W 2-1)	274 2:12
*Apr 08, 2011	CONNECTICUT	1-3	L	1-6-0	3-8-1	9	12-15-1	3-4-0	DUPRA,B (L 2-3)	278 2:24
*Apr 09, 2011	CONNECTICUT	3-6	L	3-5-2	6-10-2	9	12-16-1	3-5-0	JOHNSON,C (L 2-5)	692 2:30
*Apr 10, 2011	CONNECTICUT	W	14-4	14-13-0	4-12-6	9	13-16-1	4-5-0	MILLER,T (W 3-2)	537 2:22
*Apr 15, 2011	WEST VIRGINIA	4-6	L	4-9-3	6-10-2	(10)	13-17-1	4-6-0	McIVER,A (L 1-4)	252 2:53
*Apr 15, 2011	WEST VIRGINIA	W	5-2	5-6-1	2-5-1	9	14-17-1	5-6-0	JOHNSON,C (W 3-5)	426 2:44
*Apr 17, 2011	WEST VIRGINIA	1-8	L	1-3-2	8-10-0	9	14-18-1	5-7-0	MILLER,T (L 3-3)	421 2:17
*Apr 21, 2011	at St. John's-1	0-6	L	0-4-1	6-12-0	9	14-19-1	5-8-0	DUPRA,B (L 2-4)	- 1:49
*Apr 21, 2011	at St. John's-2	1-4	L	1-7-3	4-9-1	9	14-20-1	5-9-0	JOHNSON,C (L 3-6)	342 2:19
*Apr 29, 2011	SETON HALL	1-2	L	1-10-1	2-7-1	9	14-21-1	5-10-0	DUPRA,B (L 2-5)	893 2:29
*Apr 30, 2011	SETON HALL	W	2-1	2-6-1	1-4-2	(12)	15-21-1	6-10-0	FITZGERALD,S (W 1-0)	385 2:44
*May 01, 2011	SETON HALL	W	5-4	5-10-0	4-9-1	9	16-21-1	7-10-0	SLANIA,D (W 1-2)	305 2:18
May 03, 2011	at Michigan	1-2	L	1-5-0	2-8-0	9	16-22-1	7-10-0	FITZGERALD,S (L 1-1)	1045 2:12
May 04, 2011	MICHIGAN	3-5	L	3-9-2	5-9-1	(10)	16-23-1	7-10-0	SLANIA,D (L 1-3)	646 3:10
*May 07, 2011	at Rutgers-1	W	5-4	5-15-0	4-11-2	9	17-23-1	8-10-0	HUDGINS,W (W 4-0)	586 2:29
*May 07, 2011	at Rutgers-2	W	3-0	3-9-0	0-3-1	9	18-23-1	9-10-0	JOHNSON,C (W 4-6)	586 2:09
*May 08, 2011	at Rutgers	2-3	L	2-10-1	3-16-1	(14)	18-24-1	9-11-0	FITZGERALD,S (L 1-2)	412 3:56
*May 13, 2011	USF	W	8-0	8-7-0	0-7-1	9	19-24-1	10-11-0	DUPRA,B (W 3-5)	363 2:02
*May 14, 2011	USF-1	W	10-5	10-9-1	5-10-3	9	20-24-1	11-11-0	McIVER,A (W 2-4)	- 2:41
*May 14, 2011	USF-2	W	6-3	6-11-0	3-9-1	9	21-24-1	12-11-0	MILLER,T (W 4-3)	661 2:04
May 17, 2011	MICHIGAN STATE	3-20	L	3-6-2	20-26-0	9	21-25-1	12-11-0	McIVER,A (L 2-5)	531 2:52
*May 19, 2011	at Louisville	2-14	L	2-10-4	14-14-1	9	21-26-1	12-12-0	DUPRA,B (L 3-6)	1112 2:31
*May 20, 2011	at Louisville	5-7	L	5-9-1	7-10-0	9	21-27-1	12-13-0	JOHNSON,C (L 4-7)	2742 2:38
*May 21, 2011	at Louisville	W	2-1	2-5-1	1-10-0	9	22-27-1	13-13-0	SLANIA,D (W 2-3)	1222 2:23
*May 25, 2011	vs Connecticut	2-4	L	2-5-1	4-6-3	9	22-28-1	13-13-0	DUPRA,B (L 3-7)	2314 2:18
*May 26, 2011	vs West Virginia	W	1-0	1-7-0	0-4-2	9	23-28-1	13-13-0	JOHNSON,C (W 5-7)	2027 1:58
*May 27, 2011	vs Connecticut	3-9	L	3-5-0	9-12-1	9	23-29-1	13-13-0	NORTON,A (L 2-2)	1706 2:39

HOME GAMES IN ALL CAPS

! BIG EAST/Big Ten Challenge (Dunedin, Fla./St. Petersburg, Fla.)

+ Husky Ballpark (Seattle, Wash.)

@ Winthrop Invitational (The Winthrop Ballpark/Rock Hill, S.C.)

Caravelle Resort Classic (BB&T Coastal Field/Conway, S.C.)

\$ Irish Baseball Classic (Wolff Stadium/San Antonio, Texas)

* BIG EAST Conference game

• BIG EAST Tournament (Bright House Network Stadium/Clearwater, Fla.)

() extra inning game

2011 FINAL BIG EAST STANDINGS

Team	BIG EAST				Overall				A	N	Streak
	W	L	T	Pct.	W	L	T	Pct.			
1. Connecticut	22	5	0	.815	45	20	1	.692	17-3-1	22-8	6-9 L2
2. St. John's	18	8	0	.692	36	22	0	.621	18-2	11-16	7-4 L2
3. Pittsburgh	16	11	0	.593	33	23	0	.589	18-7	9-11	6-5 L2
4. West Virginia	14	13	0	.519	28	27	0	.509	19-8	6-12	3-7 L2
5. Seton Hall	14	13	0	.519	34	25	0	.576	13-6	11-16	7-3 L2
6. Louisville	14	13	0	.519	32	29	0	.525	17-13	9-14	6-2 L1
7. Cincinnati	14	13	0	.519	30	27	0	.526	19-11	9-11	2-5 L2
8. Notre Dame	13	13	0	.500	23	29	1	.443	11-9	5-11	7-9-1 L1
9. USF	13	14	0	.481	25	29	0	.463	17-11	8-17	0-1 W2
10. Rutgers	11	16	0	.407	20	30	0	.400	10-10	7-18	3-2 L1
11. Villanova	7	20	0	.259	20	32	0	.385	12-13	7-17	1-2 L2
12. Georgetown	5	22	0	.185	23	33	0	.411	12-8	4-22	7-3 L6

- regular-season champion % - tournament champion

2011 BIG EAST AWARDS

Player of the Year

George Springer, Connecticut, OF, Jr.

Pitcher of the Year

Matt Barnes, Connecticut, RHP, Jr.

Rookie of the Year

Trey Mancini, Notre Dame, 1B

Coach of the Year

Jim Penders, Connecticut

2011 ALL-BIG EAST FIRST TEAM

P	*Matt Barnes	Connecticut	Jr.
P	Justin Amlung	Louisville	So.
P	Kyle Hansen	St. John's	So.
C	Joe DiRocco	Seton Hall	Sr.
C	*Kevan Smith	Pittsburgh	Sr.
1B	Dan Chester	Pittsburgh	Sr.
2B	Ryan Wright	Louisville	Jr.
3B	Jonathan Kossco	USF	Jr.
SS	Joe Panik	St. John's	Jr.
OF	Justin Riddell	Cincinnati	Sr.
OF	*George Springer	Connecticut	Jr.
OF	Rand Ravnaas	Georgetown	Jr.
OF	Jeremy Baltz	St. John's	So.
DH	Jeremy Gum	West Virginia	Sr.

2011 ALL-BIG EAST SECOND TEAM

P	Greg Nappo	Connecticut	Sr.
P	Matt Iannazzo	Pittsburgh	Jr.
P	Randy Fontanez	USF	Sr.
P	Kevin Quackenbush	USF	Sr.
C	Doug Elliot	Connecticut	Sr.
1B	Mike Nemeth	Connecticut	Sr.
2B	LJ Mazzilli	Connecticut	So.
3B	Ryan Fuller	Connecticut	Jr.
SS	Nick Ahmed	Connecticut	Jr.
OF	Stewart James	Louisville	Jr.
OF	John Schultz	Pittsburgh	Sr.
OF	Michael Lang	Rutgers	Sr.
DH	Justin Glass	Cincinnati	Fr.

2011 ALL-BIG EAST THIRD TEAM

P	Kevin Vance	Connecticut	Jr.
P	Tony Zych	Louisville	Jr.
P	Brian Dupra	Notre Dame	Sr.
C	Erick Fernandez	Georgetown	Sr.
1B	Trey Mancini	Notre Dame	Fr.
1B	Paul Karmas	St. John's	Sr.
3B	Sean Lamont	Georgetown	Sr.
SS	Grant Buckner	West Virginia	Sr.
OF	Braden Kline	Cincinnati	Fr.
OF	John Andreoli	Connecticut	Jr.
OF	Casey Roche	Pittsburgh	Fr.
DH	Tim Martin	Connecticut	Jr.
DH	Anthony Defabio	Pittsburgh	Jr.

2011 BIG EAST TEAM STATS

Overall		BIG EAST	
Batting Average		Batting Average	
1. Connecticut	.309	1. Connecticut	.314
2. Pittsburgh	.307	2. Pittsburgh	.286
3. West Virginia	.300	3. West Virginia	.284
4. Cincinnati	.285	4. Cincinnati	.278
5. St. John's	.283	5. St. John's	.273
6. Georgetown	.272	6. USF	.266
7. Villanova	.269	7. Villanova	.263
8. USF	.262	8. Rutgers	.254
9. Louisville	.253	9. Louisville	.252
10. Rutgers	.251	10. Notre Dame	.248
11. Seton Hall	.245	11. Georgetown	.242
12. Notre Dame	.239	12. Seton Hall	.230
Home Runs		Home Runs	
1. Pittsburgh	40	1. Pittsburgh	22
2. St. John's	38	2. Louisville	21
3. Louisville	36	3. St. John's	19
4. West Virginia	35	4. Connecticut	15
5. Cincinnati	35	5. West Virginia	14
6. Connecticut	34	6. Cincinnati	12
7. Georgetown	27	7. USF	11
8. USF	23	Notre Dame	11
9. Notre Dame	18	9. Georgetown	9
10. Seton Hall	13	10. Villanova	5
11. Villanova	13	11. Seton Hall	4
12. Rutgers	11	12. Rutgers	3
Stolen Bases		Stolen Bases	
1. Connecticut	127	1. Connecticut	55
2. Georgetown	86	2. Louisville	40
3. St. John's	71	3. Georgetown	30
4. Cincinnati	69	4. Pittsburgh	27
5. Pittsburgh	69	5. Cincinnati	26
6. Louisville	68	6. Notre Dame	23
7. Seton Hall	57	7. Seton Hall	21
8. Villanova	53	8. St. John's	21
9. Notre Dame	46	9. West Virginia	17
10. Rutgers	34	10. Rutgers	16
11. USF	34	11. Villanova	14
12. West Virginia	33	12. USF	12
ERA		ERA	
1. Seton Hall	2.68	1. Connecticut	2.28
2. Louisville	3.06	2. Seton Hall	2.44
3. Connecticut	3.16	3. St. John's	3.18
4. Notre Dame	3.42	4. Notre Dame	3.21
5. USF	4.00	5. Louisville	3.46
6. St. John's	4.06	6. Pittsburgh	3.91
7. Pittsburgh	4.19	7. USF	3.92
8. Rutgers	4.46	8. Rutgers	4.27
9. Cincinnati	4.67	9. West Virginia	4.40
10. Georgetown	4.98	10. Cincinnati	4.64
11. West Virginia	5.07	11. Villanova	5.37
12. Villanova	5.19	12. Georgetown	5.59
Fielding Percentage		Fielding Percentage	
1. West Virginia	.972	1. Rutgers	.975
2. Notre Dame	.972	2. Seton Hall	.974
3. Seton Hall	.970	3. West Virginia	.973
4. St. John's	.970	4. Notre Dame	.972
5. Pittsburgh	.969	5. USF	.970
6. USF	.969	6. Cincinnati	.968
7. Rutgers	.968	7. St. John's	.967
8. Cincinnati	.967	8. Pittsburgh	.966
9. Louisville	.967	9. Villanova	.965
10. Villanova	.965	10. Connecticut	.962
11. Connecticut	.961	11. Louisville	.962
12. Georgetown	.957	12. Georgetown	.960

UNIVERSITY OF NOTRE DAME

FIGHTING IRISH



2012 OPPONENTS

Notre Dame will travel to Baton Rouge, La., and face LSU in Alex Box Stadium. "The Box" experience is a unique one, created by some of the greatest and most loyal fans in all of college baseball, combined with an enduring legacy of championships.

2012 Opponents

ILLINOIS FIGHTING ILLINI

St. Petersburg, Fla. • Walter Fuller Complex
Feb. 17 • 1:00 p.m.

LOCATION	Champaign, Ill.
FOUNDED	1867
ENROLLMENT	42,326
CONFERENCE	Big Ten
COLORS	Orange & Blue
CHANCELLOR	Phyllis M. Wise
ATHLETICS DIRECTOR	Mike Thomas
HOME FIELD (CAPACITY)	Illinois Field (1,500)
PRESS BOX PHONE (MEDIA ONLY)	(217) 333-1227
2011 OVERALL RECORD	30-27
2011 BIG TEN RECORD	15-9 (t-1st)
2011 NCAA TOURNAMENT	Fullerton Regional (2-2)
NCAA APPEARANCES (LAST)	10 (2011)
CWS APPEARANCES (LAST)	None
CWS TITLES	None
HEAD COACH	Dan Hartleb
RECORD AT ILLINOIS	181-154 (6 years)
CAREER RECORD	181-154 (6 years)
ASSISTANT COACHES	Eric Snider
	Drew Dickinson
BASEBALL OFFICE PHONE	(217) 333-8605
BASEBALL SID	Ben Taylor
E-MAIL	bktaylor@illinois.edu
SID OFFICE PHONE	(217) 244-5045
SID FAX	(217) 333-5540
WEBSITE	www.FightingIllini.com
STARTERS POSITION PLAYERS RETURNING/LOST	4/5
PITCHERS RETURNING/LOST	11/6
LETTERWINNERS RETURNING/LOST	10/12
SERIES INFORMATION	Illinois leads 38-24



IOWA HAWKEYES

Cleawater, Fla. • Jack Russell Memorial Stadium
Feb. 18 • 10:00 a.m.

LOCATION	Iowa City, Iowa
FOUNDED	1847
ENROLLMENT	30,825
CONFERENCE	Big Ten
COLORS	Black & Gold
PRESIDENT	Sally Mason
DIRECTOR OF ATHLETICS	Gary Barta
HOME FIELD (CAPACITY)	Duane Banks Field (3,000)
PRESS BOX PHONE (MEDIA ONLY)	(319) 335-9520
2011 OVERALL RECORD	20-32
2011 BIG TEN RECORD	9-15 (9th)
2011 NCAA TOURNAMENT	None
NCAA APPEARANCES (LAST)	1 (1972)
CWS APPEARANCES (LAST)	1 (1972)
CWS TITLES	None
HEAD COACH	Jack Dahm
RECORD AT IOWA	190-248 (8 years)
CAREER RECORD	473-524 (18 years)
ASSISTANT COACHES	Ryan Brownlee
	Chris Maliszewski
BASEBALL OFFICE PHONE	(319) 335-9329
BASEBALL SID	Patrick Sojka
E-MAIL	patrick-sojka@uiowa.edu
	matthew-weitzel@uiowa.edu
SID OFFICE PHONE	(319) 335-9411
SID FAX	(319) 335-9417
WEBSITE	www.HawkeyeSports.edu
STARTERS POSITION PLAYERS RETURNING/LOST	5/5
PITCHERS RETURNING/LOST	10/3
LETTERWINNERS RETURNING/LOST	21/8
SERIES INFORMATION	Notre Dame leads 40-27-1



PURDUE BOILERMAKERS

St. Petersburg, Fla. • Al Lang Stadium
Feb. 19 • 10:00 a.m.

LOCATION	West Lafayette, Ind.
FOUNDED	1869
ENROLLMENT	39,697
CONFERENCE	Big Ten
COLORS	Old Gold & Black
PRESIDENT	France A. Cordova
DIRECTOR OF ATHLETICS	Morgan J. Burke
HOME FIELD (CAPACITY)	Alexander Field (1,500)
PRESS BOX PHONE (MEDIA ONLY)	(217) 549-7965
2011 OVERALL RECORD	37-20
2011 BIG TEN RECORD	14-10 (3rd)
2011 NCAA TOURNAMENT	None
NCAA APPEARANCES (LAST)	1 (1987)
CWS APPEARANCES (LAST)	None
CWS TITLES	None
HEAD COACH	Doug Schreiber
RECORD AT PURDUE	380-348 (13 years)
CAREER RECORD	Same
ASSISTANT COACHES	Jeff Duncan
	Tristan McIntyre
BASEBALL OFFICE PHONE	(765) 494-9603
BASEBALL SID	Ben Turner
E-MAIL	benturner@purdue.edu
SID OFFICE PHONE	(765) 494-3198
SID FAX	(217) 549-7965
WEBSITE	www.PurdueSports.edu
STARTERS POSITION PLAYERS RETURNING/LOST	8/1
PITCHERS RETURNING/LOST	12/2
LETTERWINNERS RETURNING/LOST	27/5
SERIES INFORMATION	Notre Dame leads 79-37-3



HOFSTRA PRIDE

Cary, N.C. • Team USA Baseball Complex
Feb. 25-26 • 12:05 p.m. (DH) • 12:05 p.m.

LOCATION	Hempstead, N.Y.
FOUNDED	1935
ENROLLMENT	12,000
CONFERENCE	Colonial Athletic
COLORS	Gold, White & Blue
PRESIDENT	Stuart Rabinowitz
ATHLETICS DIRECTOR	Jack Hayes
HOME FIELD (CAPACITY)	University Field (600)
PRESS BOX PHONE (MEDIA ONLY)	(516) 463-1896
2011 OVERALL RECORD	15-32
2011 CAA RECORD	12-18 (10th)
2011 NCAA TOURNAMENT	None
NCAA APPEARANCES (LAST)	None
CWS APPEARANCES (LAST)	None
CWS TITLES	None
INTERIM HEAD COACH	John Russo
RECORD AT HOFSTRA	First Year
CAREER RECORD	Same
ASSISTANT COACHES	Vincent Colasuonno
	Kelly Haynes
BASEBALL OFFICE PHONE	(516) 463-5065
BASEBALL SID	Len Skoros
E-MAIL	Leonard.M.Skoros@hofstra.edu
SID OFFICE PHONE	(516) 463-4602
SID FAX	(516) 463-5033
WEBSITE	www.GoHofstra.edu
STARTERS POSITION PLAYERS RETURNING/LOST	7/2
PITCHERS RETURNING/LOST	10/6
LETTERWINNERS RETURNING/LOST	23/11
SERIES INFORMATION	First Meeting



TEXAS STATE BOBCATS

San Marcos, Texas • Bobcat Baseball Stadium

Mar. 2-4 • 6:30 p.m. CT • 6:30 p.m. CT • 1:00 p.m. CT

LOCATION	San Marcos, Texas
FOUNDED	1899
ENROLLMENT	34,113
CONFERENCE	Southland
COLORS	Maroon & Gold
PRESIDENT	Dr. Denise M. Trauch
ATHLETICS DIRECTOR	Dr. Larry Teis
HOME FIELD (CAPACITY)	Bobcat Baseball Stadium (2,400)
PRESS BOX PHONE (MEDIA ONLY)	(512) 245-5739
2011 OVERALL RECORD	41-23
2011 SOUTHLAND RECORD	24-9 (1st)
2011 NCAA TOURNAMENT	Austin Regional (1-2)
NCAA APPEARANCES (LAST)	3 (2011)
CWS APPEARANCES (LAST)	None
CWS TITLES	None
HEAD COACH	Ty Harrington
RECORD AT TEXAS STATE	416-297 (12 years)
CAREER RECORD	Same
ASSISTANT COACHES	Derek Matlock Jeremy Fikac
BASEBALL OFFICE PHONE	(512) 245-3383
BASEBALL SID	Steve Appelhans
E-MAIL	sa38@txstate.edu
SID OFFICE PHONE	(512) 245-4387
SID FAX	(262) 492-4498
WEBSITE	www.TexasStateBobcats.com
STARTERS POSITION PLAYERS RETURNING/LOST	6/2
PITCHERS RETURNING/LOST	10/7
LETTERWINNERS RETURNING/LOST	20/13
SERIES INFORMATION	Texas State leads 4-3



MICHIGAN WOLVERINES

Baton Rouge, La. • Alex Box Stadium

Mar. 10-11 • 1:00 p.m. CT • 10:30 a.m. CT

LOCATION	Ann Arbor, Mich.
FOUNDED	1817
ENROLLMENT	41,924
CONFERENCE	Big Ten
COLORS	Maize & Blue
PRESIDENT	Mary Sue Coleman
ATHLETICS DIRECTOR	Dave Brandon
HOME FIELD (CAPACITY)	Ray Fisher Stadium (3,500)
PRESS BOX PHONE (MEDIA ONLY)	(734) 647-1283
2011 OVERALL RECORD	17-37
2011 BIG TEN RECORD	7-16 (10th)
2011 NCAA TOURNAMENT	None
NCAA APPEARANCES (LAST)	21 (2008)
CWS APPEARANCES (LAST)	7 (1984)
CWS TITLES	2 (1953, 1962)
HEAD COACH	Rich Maloney
RECORD AT MICHIGAN	319-210 (9 years)
CAREER RECORD	575-354-1 (16 years)
ASSISTANT COACHES	Matt Husted Steve Merriman
BASEBALL OFFICE PHONE	(734) 647-4550
BASEBALL SID	Kent Reichert
E-MAIL	kereiche@umich.edu
SID OFFICE PHONE	(734) 647-1726
SID FAX	(734) 548-0878
WEBSITE	www.MGoBlue.com
STARTERS POSITION PLAYERS RETURNING/LOST	8/0
PITCHERS RETURNING/LOST	9/2
LETTERWINNERS RETURNING/LOST	21/4
SERIES INFORMATION	Michigan leads 83-44



LSU TIGERS

Baton Rouge, La. • Alex Box Stadium

Mar. 11-12 • 3:00 p.m. CT • 6:30 p.m. CT

LOCATION	Baton Rouge, La.
FOUNDED	1860
ENROLLMENT	28,985
CONFERENCE	Southwestern
COLORS	Purple & Gold
PRESIDENT OF LSU SYSTEM	John V. Lombardi
CHANCELLOR	Michael V. Martin
ATHLETICS DIRECTOR	Joe Alleva
HOME FIELD (CAPACITY)	Alex Box Stadium (10,150)
PRESS BOX PHONE (MEDIA ONLY)	(225) 578-4149
2011 OVERALL RECORD	36-20
2011 SEC RECORD	13-17 (1-9th)
2011 NCAA TOURNAMENT	None
NCAA APPEARANCES (LAST)	24 (2010)
CWS APPEARANCES (LAST)	15 (2009)
CWS TITLES	6 (2009)
HEAD COACH	Paul Mainieri
RECORD AT LSU	211-104-2 (5 years)
CAREER RECORD	1,075-546-7 (29 years)
ASSISTANT COACHES	Alan Dunn Javi Sanchez
BASEBALL OFFICE PHONE	(225) 578-4148
BASEBALL SID	Bill Franques
E-MAIL	wfranques@lsu.edu
SID OFFICE PHONE	(225) 578-2527
SID FAX	(225) 578-8001
WEBSITE	www.LSUSports.net
STARTERS POSITION PLAYERS RETURNING/LOST	8/1
PITCHERS RETURNING/LOST	8/7
LETTERWINNERS RETURNING/LOST	21/13
SERIES INFORMATION	Series is tied 2-2



TEXAS-SAN ANTONIO ROADRUNNERS

San Antonio, Texas • Wolff Stadium

Mar. 14 • 6:05 p.m. CT

LOCATION	San Antonio, Texas
FOUNDED	1969
ENROLLMENT	31,114
CONFERENCE	Southland
COLORS	Navy Blue, Orange & White
PRESIDENT	Dr. Ricardo Romo
ATHLETICS DIRECTOR	Lynn Hickey
HOME FIELD (CAPACITY)	Roadrunner Field (800)
PRESS BOX PHONE (MEDIA ONLY)	(210) 458-4612
2011 OVERALL RECORD	27-32
2011 SOUTHLAND RECORD	16-17 (6th)
2011 NCAA TOURNAMENT	None
NCAA APPEARANCES (LAST)	2 (2005)
CWS APPEARANCES (LAST)	None
CWS TITLES	None
HEAD COACH	Sherman Corbett
RECORD AT UTSA	331-297 (11 years)
CAREER RECORD	Same
ASSISTANT COACHES	Jason Marshall Brett Lawler
BASEBALL OFFICE PHONE	(210) 458-4171
BASEBALL SID	Tony Baldwin
E-MAIL	anthony.baldwin@utsa.edu
SID OFFICE PHONE	(210) 458-6460
SID FAX	(210) 458-4569
WEBSITE	www.GoUTSA.com
STARTERS POSITION PLAYERS RETURNING/LOST	6/2
PITCHERS RETURNING/LOST	7/7
LETTERWINNERS RETURNING/LOST	18/12
SERIES INFORMATION	Series is tied 3-3



2012 Opponents

HOUSTON BAPTIST HUSKIES

San Antonio, Texas • Wolff Stadium

Mar. 15 • 4:05 p.m. CT

LOCATION	Houston, Texas
FOUNDED	1960
ENROLLMENT	2,200
CONFERENCE	Great West
COLORS	Royal Blue & Orange
PRESIDENT	Dr. Robert B. Sloan Jr.
ATHLETICS DIRECTOR	Steve Moniaci
HOME FIELD (CAPACITY)	Husky Field (500)
PRESS BOX PHONE (MEDIA ONLY)	(281) 649-3065
2011 OVERALL RECORD	22-40
2011 GREAT WEST RECORD	16-12 (3rd)
2011 NCAA TOURNAMENT	None
NCAA APPEARANCES (LAST)	None
CWS APPEARANCES (LAST)	None
CWS TITLES	None
HEAD COACH	Jared Moon
RECORD AT KENT STATE	167-171-1 (6 years)
CAREER RECORD	Same
ASSISTANT COACHES	Xavier Hernandez
	Russell Stockton
BASEBALL OFFICE PHONE	(281) 649-3332
BASEBALL SID	Russ Reneau
E-MAIL	reneau@hbu.edu
SID OFFICE PHONE	(281) 649-3098
SID FAX	(281) 649-3496
WEBSITE	www.HBUHuskies.com
STARTERS POSITION PLAYERS RETURNING/LOST	8/1
PITCHERS RETURNING/LOST	5/6
LETTERWINNERS RETURNING/LOST	16/8
SERIES INFORMATION	First Meeting




KANSAS JAYHAWKS

San Antonio, Texas • Wolff Stadium

Mar. 16 • 12:05 p.m. CT

LOCATION	Lawrence, Kan.
FOUNDED	1866
ENROLLMENT	29,462
CONFERENCE	Big 12
COLORS	Crimson & Blue
CHANCELLOR	Dr. Bernadette Gray-Little
ATHLETICS DIRECTOR	Dr. Sheahon Zenger
HOME FIELD (CAPACITY)	Hoglund Ballpark (2,500)
PRESS BOX PHONE (MEDIA ONLY)	(785) 864-4037
2011 OVERALL RECORD	26-30
2011 Big 12 RECORD	9-18 (9th)
2011 NCAA TOURNAMENT	None
NCAA APPEARANCES (LAST)	4 (2009)
CWS APPEARANCES (LAST)	1 (1993)
CWS TITLES	None
HEAD COACH	Ritch Price
RECORD AT KANSAS	299-250-2 (9 years)
CAREER RECORD	917-691-3 (33 years)
ASSISTANT COACHES	Ryan Graves
	Ritchie Price
BASEBALL OFFICE PHONE	(785) 864-7907
BASEBALL SID	Mike Cummings
E-MAIL	mtc@ku.edu
SID OFFICE PHONE	(785) 864-3575
SID FAX	(785) 864-7944
WEBSITE	www.KUathletics.com
STARTERS POSITION PLAYERS RETURNING/LOST	6/3
PITCHERS RETURNING/LOST	5/7
LETTERWINNERS RETURNING/LOST	17/12
SERIES INFORMATION	First Meeting



INDIANA STATE SYCAMORES

San Antonio, Texas • Wolff Stadium

Mar. 17 • 12:05 p.m. CT

LOCATION	Terre Haute, Ind.
FOUNDED	1865
ENROLLMENT	11,494
CONFERENCE	Missouri Valley
COLORS	Royal Blue & White
PRESIDENT	Dr. Daniel J. Bradley
ATHLETICS DIRECTOR	Ron Prettyman
HOME FIELD (CAPACITY)	Sycamore Stadium (2,000)
PRESS BOX PHONE (MEDIA ONLY)	(812) 237-4498
2011 OVERALL RECORD	29-28
2011 MISSOURI VALLEY RECORD	8-13 (6th)
2011 NCAA TOURNAMENT	None
NCAA APPEARANCES (LAST)	5 (1995)
CWS APPEARANCES (LAST)	1 (1986)
CWS TITLES	None
HEAD COACH	Rick Heller
RECORD AT INDIANA STATE	64-47 (2 years)
CAREER RECORD	625-519-4 (24 years)
ASSISTANT COACHES	Tyler Herbst
	Brian Smiley
BASEBALL OFFICE PHONE	(812) 237-4630
BASEBALL SID	Danny Pfrank
E-MAIL	danny.pfrank@indstate.edu
SID OFFICE PHONE	(812) 237-4159
SID FAX	(812) 237-4913
WEBSITE	www.GoSycamores.com
STARTERS POSITION PLAYERS RETURNING/LOST	9/0
PITCHERS RETURNING/LOST	9/6
LETTERWINNERS RETURNING/LOST	21/10
SERIES INFORMATION	Indiana State leads 7-5



EASTERN MICHIGAN EAGLES

Notre Dame, Ind. • Frank Eck Stadium

Mar. 20 • 5:35 p.m.

LOCATION	Ypsilanti, Mich.
FOUNDED	1849
ENROLLMENT	22,638
CONFERENCE	Mid-American
COLORS	Green & White
PRESIDENT	Dr. Susan W. Martin
ATHLETICS DIRECTOR	Dr. Derrick Gragg
HOME FIELD (CAPACITY)	Oestrike Stadium (1,200)
PRESS BOX PHONE (MEDIA ONLY)	(734) 481-9328
2011 OVERALL RECORD	37-22
2011 MAC RECORD	16-11 (2nd West)
2011 NCAA TOURNAMENT	None
NCAA APPEARANCES (LAST)	7 (2088)
CWS APPEARANCES (LAST)	2 (1976)
CWS TITLES	None
HEAD COACH	Jay Alexander
RECORD AT EASTERN MICHIGAN	89-89 (3 years)
CAREER RECORD	250-237 (9 years)
ASSISTANT COACHES	Andrew Maki
	Aaron Hepner
BASEBALL OFFICE PHONE	(734) 487-0315
BASEBALL SID	Chris Puzzuoli
E-MAIL	cpuzzuol@emich.edu
SID OFFICE PHONE	(734) 487-0317
SID FAX	(734) 487-4568
WEBSITE	www.EMU Eagles.com
STARTERS POSITION PLAYERS RETURNING/LOST	7/4
PITCHERS RETURNING/LOST	8/3
LETTERWINNERS RETURNING/LOST	19/8
SERIES INFORMATION	Notre Dame leads 2-1



IPFW MASTADONS

Notre Dame, Ind. • Frank Eck Stadium

Mar. 21 • 5:35 p.m.

LOCATION	Fort Wayne, Ind.
FOUNDED	1964
ENROLLMENT	14,193
CONFERENCE	Summit League
COLORS	Royal Blue & White
CHANCELLOR	Dr. Michael A. Wartell
ATHLETICS DIRECTOR	Tommy Bell
HOME FIELD (CAPACITY)	Mastodon Field (1,000)
PRESS BOX PHONE (MEDIA ONLY)	(260) 705-3969
2011 OVERALL RECORD	17-34
2011 SUMMIT LEAGUE RECORD	12-16 (5th)
2011 NCAA TOURNAMENT	None
NCAA APPEARANCES (LAST)	None
CWS APPEARANCES (LAST)	None
CWS TITLES	None
HEAD COACH	Bobby Pierce
RECORD AT IPFW	47-110 (3 years)
CAREER RECORD	102-164 (6 years)
ASSISTANT COACHES	Grant Birely
	Alex Rinearson
BASEBALL OFFICE PHONE	(260) 481-5480
BASEBALL SID	Bill Salyer
E-MAIL	salyerw@ipfw.edu
SID OFFICE PHONE	(260) 481-0729
SID FAX	(260) 481-6002
WEBSITE	www.GoMastadons.com
STARTERS POSITION PLAYERS RETURNING/LOST	4/4
PITCHERS RETURNING/LOST	1/10
LETTERWINNERS RETURNING/LOST	8/22
SERIES INFORMATION	Notre Dame leads 5-0



PITTSBURGH PANTHERS

Notre Dame, Ind. • Frank Eck Stadium

Mar. 23-25 • 5:35 p.m. • 2:05 p.m. • 1:05 p.m.

LOCATION	Pittsburgh, Pa.
FOUNDED	1787
ENROLLMENT	28,823
CONFERENCE	BIG EAST
COLORS	Blue & Gold
CHANCELLOR	Mark A. Nordenberg
ATHLETICS DIRECTOR	Steve C. Pederson
HOME FIELD (CAPACITY)	Petersen Sports Complex (1,000)
PRESS BOX PHONE (MEDIA ONLY)	(412) 624-6813
2011 OVERALL RECORD	33-23
2011 BIG EAST RECORD	16-11 (3rd)
2011 NCAA TOURNAMENT	None
NCAA APPEARANCES (LAST)	3 (1995)
CWS APPEARANCES (LAST)	None
CWS TITLES	None
HEAD COACH	Joe Jordano
RECORD AT PITTSBURGH	399-333-2 (13 years)
CAREER RECORD	682-451-2 (24 years)
ASSISTANT COACHES	Danny Lopaze
	Tom Lipari
BASEBALL OFFICE PHONE	(412) 648-8208
BASEBALL SID	Matt Jackson
E-MAIL	mjackson@athletics.pitt.edu
SID OFFICE PHONE	(412) 648-8240
SID FAX	(412) 648-8248
WEBSITE	www.PittsburghPanthers.com
STARTERS POSITION PLAYERS RETURNING/LOST	4/6
PITCHERS RETURNING/LOST	3/4
LETTERWINNERS RETURNING/LOST	15/11
SERIES INFORMATION	Notre Dame leads 29-15



UIC FLAMES

Chicago, Ill. • Les Miller Field

Mar. 27 • 6:05 p.m. CT

LOCATION	Chicago, Ill.
FOUNDED	1896
ENROLLMENT	27,309
CONFERENCE	Horizon League
COLORS	Navy Blue & Fire Engine Red
CHANCELLOR	Dr. Paula Allen-Mearns
ATHLETICS DIRECTOR	James W. Schmidt
HOME FIELD (CAPACITY)	Les Miller Field (1,100)
PRESS BOX PHONE (MEDIA ONLY)	(312) 355-1190
2011 OVERALL RECORD	28-26
2011 HORIZON LEAGUE RECORD	16-7 (1st)
2011 NCAA TOURNAMENT	None
NCAA APPEARANCES (LAST)	4 (2008)
CWS APPEARANCES (LAST)	None
CWS TITLES	None
HEAD COACH	Mike Dee
RECORD AT UIC	420-301-1 (13 years)
CAREER RECORD	Same
ASSISTANT COACHES	Sean McDermott
	John Flood
BASEBALL OFFICE PHONE	(312) 996-8645
BASEBALL SID	Dan Yopchick
E-MAIL	yopchick@uic.edu
SID OFFICE PHONE	(312) 996-5881
SID FAX	(312) 996-5882
WEBSITE	www.UICFlames.com
STARTERS POSITION PLAYERS RETURNING/LOST	5/4
PITCHERS RETURNING/LOST	8/1
LETTERWINNERS RETURNING/LOST	19/7
SERIES INFORMATION	Notre Dame leads 27-9



USF BULLS

Tampa, Fla. • USF Baseball Stadium

Mar. 30-Apr. 1 • 7:00 p.m. • 6:00 p.m. • 1:00 p.m.

LOCATION	Tampa, Fla.
FOUNDED	1956
ENROLLMENT	45,074
CONFERENCE	BIG EAST
COLORS	Green & Gold
PRESIDENT	Dr. Judy Genshaft
ATHLETICS DIRECTOR	Doug Woolard
HOME FIELD (CAPACITY)	USF Baseball Stadium (3,211)
PRESS BOX PHONE (MEDIA ONLY)	(813) 751-4044
2011 OVERALL RECORD	25-29
2011 BIG EAST RECORD	13-14 (9th)
2011 NCAA TOURNAMENT	None
NCAA APPEARANCES (LAST)	10 (2002)
CWS APPEARANCES (LAST)	None
CWS TITLES	None
HEAD COACH	Lelo Prado
RECORD AT USF	748-564-2 (22 years)
CAREER RECORD	150-149 (5 years)
ASSISTANT COACHES	Chuck Hernandez
	Chris Heintz
BASEBALL OFFICE PHONE	(813) 974-2504
BASEBALL SID	Ashley Walker
E-MAIL	ashleywalker@usf.edu
SID OFFICE PHONE	(813) 974-4087
SID FAX	(813) 974-5328
WEBSITE	www.GoUSFBulls.com
STARTERS POSITION PLAYERS RETURNING/LOST	n/a
PITCHERS RETURNING/LOST	n/a
LETTERWINNERS RETURNING/LOST	n/a
SERIES INFORMATION	USF leads 11-10



2012 Opponents

TOLEDO ROCKETS

Notre Dame, Ind. • Frank Eck Stadium

April 3 • 5:35 p.m.

LOCATION	Toledo, Ohio
FOUNDED	1872
ENROLLMENT	22,610
CONFERENCE	Mid-American
COLORS	Midnight Blue & Gold
PRESIDENT	Dr. Lloyd A. Jacobs
ATHLETICS DIRECTOR	Mike O'Brien
HOME FIELD (CAPACITY)	Complex at Scott Park (1,000)
PRESS BOX PHONE (MEDIA ONLY)	(419) 530-3089
2011 OVERALL RECORD	26-29
2011 MAC RECORD	15-12 (4th West)
2011 NCAA TOURNAMENT	None
NCAA APPEARANCES (LAST)	None
CWS APPEARANCES (LAST)	None
CWS TITLES	None
HEAD COACH	Cory Mee
RECORD AT TOLEDO	189-240 (8 years)
CAREER RECORD	Same
ASSISTANT COACHES	Josh Bradford Nick McIntyre
BASEBALL OFFICE PHONE	(419) 530-3097
BASEBALL SID	Brian DeBenedictis
E-MAIL	DeBenedictis@utoledo.edu
SID OFFICE PHONE	(419) 530-4919
SID FAX	(419) 530-4428
WEBSITE	www.UTRockets.com
STARTERS POSITION PLAYERS RETURNING/LOST	6/2
PITCHERS RETURNING/LOST	12/2
LETTERWINNERS RETURNING/LOST	24/6
SERIES INFORMATION	Notre Dame leads 42-12



SETON HALL PIRATES

South Orange, N.J. • Owen T. Carroll Stadium

Apr. 5, 7 • 1:00 p.m. (DH) • 1:00 p.m.

LOCATION	South Orange, N.J.
FOUNDED	1856
ENROLLMENT	9,700
CONFERENCE	BIG EAST
COLORS	Blue & White
PRESIDENT	Dr. A. Gabriel Esteban
ATHLETICS DIRECTOR	Patrick G. Lyons
HOME FIELD (CAPACITY)	Owen T. Carroll Field (1,000)
PRESS BOX PHONE (MEDIA ONLY)	(973) 670-2752
2011 OVERALL RECORD	34-25
2011 BIG EAST RECORD	14-13 (t-4th)
2011 NCAA TOURNAMENT	Texas A&M Regional (1-2)
NCAA APPEARANCES (LAST)	17 (2011)
CWS APPEARANCES (LAST)	4 (1975)
CWS TITLES	None
HEAD COACH	Rob Sheppard
RECORD AT SETON HALL	185-231-2 (8 years)
CAREER RECORD	Same
ASSISTANT COACHES	Phil Cundari Mark Pappas
BASEBALL OFFICE PHONE	(973) 761-9557
BASEBALL SID	Matt Sweeney
E-MAIL	matthew.sweeney@shu.edu
SID OFFICE PHONE	(973) 761-9493
SID FAX	(973) 943-8309
WEBSITE	www.SHUPirates.com
STARTERS POSITION PLAYERS RETURNING/LOST	5/3
PITCHERS RETURNING/LOST	12/3
LETTERWINNERS RETURNING/LOST	25/9
SERIES INFORMATION	Notre Dame leads 26-15



MICHIGAN STATE SPARTANS

East Lansing, Mich. • McLane Baseball Stadium
at Kobs Field

April 10 • 3:05 p.m.

LOCATION	East Lansing, Mich.
FOUNDED	1855
ENROLLMENT	47,954
CONFERENCE	Big Ten
COLORS	Green & White
PRESIDENT	Dr. Lou Anna K. Simon
ATHLETICS DIRECTOR	Mark Hollis
HOME FIELD (CAPACITY)	McLane Baseball Stadium (2,500)
PRESS BOX PHONE (MEDIA ONLY)	(517) 353-3009
2011 OVERALL RECORD	36-21
2011 BIG TEN RECORD	15-9 (t-1st)
2011 NCAA TOURNAMENT	None
NCAA APPEARANCES (LAST)	4 (1979)
CWS APPEARANCES (LAST)	1 (1954)
CWS TITLES	None
HEAD COACH	Jake Boss, Jr.
RECORD AT MICHIGAN STATE	93-71 (3 years)
CAREER RECORD	118-105 (4 years)
ASSISTANT COACHES	Mark Van Ameyde Graham Sikes
BASEBALL OFFICE PHONE	(517) 355-4486
BASEBALL SID	Ben Phlegar
E-MAIL	phlegarb@ath.msu.edu
SID OFFICE PHONE	(517) 355-2271
SID FAX	(517) 353-9636
WEBSITE	www.MSUSpartans.com
STARTERS POSITION PLAYERS RETURNING/LOST	11/3
PITCHERS RETURNING/LOST	14/3
LETTERWINNERS RETURNING/LOST	26/7
SERIES INFORMATION	Michigan State leads 77-53



WESTERN MICHIGAN BRONCOS

Notre Dame, Ind. • Frank Eck Stadium

Apr. 11 • 5:35 p.m.

LOCATION	Kalamazoo, Mich.
FOUNDED	1903
ENROLLMENT	25,045
CONFERENCE	Mid-American
COLORS	Brown & Gold
PRESIDENT	Dr. John M. Dunn
ATHLETICS DIRECTOR	Kathy Beauregard
HOME FIELD (CAPACITY)	Robert J. Bobb Stadium (1,500)
PRESS BOX PHONE (MEDIA ONLY)	(269) 998-8062
2011 OVERALL RECORD	26-31
2011 MAC RECORD	12-14 (5th West)
2011 NCAA TOURNAMENT	None
NCAA APPEARANCES (LAST)	11 (1989)
CWS APPEARANCES (LAST)	6 (1963)
CWS TITLES	None
HEAD COACH	Billy Geron
RECORD AT WESTERN MICHIGAN	26-31 (1 year)
CAREER RECORD	183-306-2 (10 years)
ASSISTANT COACHES	Blaine McFerrin Brent Alwine
BASEBALL OFFICE PHONE	(269) 387-3063
BASEBALL SID	Kristin Keirns
E-MAIL	kristin.keirns@wmich.edu
SID OFFICE PHONE	(269) 387-4123
SID FAX	(269) 387-4139
WEBSITE	www.WMUBroncos.com
STARTERS POSITION PLAYERS RETURNING/LOST	7/1
PITCHERS RETURNING/LOST	9/2
LETTERWINNERS RETURNING/LOST	19/5
SERIES INFORMATION	Notre Dame leads 25-14



CINCINNATI BEARCATS

Notre Dame, Ind. • Frank Eck Stadium

April 13-15 • 5:35 p.m. • 2:05 p.m. • 1:05 p.m.

LOCATION	Cincinnati, Ohio
FOUNDED	1819
ENROLLMENT	42,421
CONFERENCE	BIG EAST
COLORS	Red & Black
PRESIDENT	Dr. Gregory H. Williams
ATHLETICS DIRECTOR	Whit Babcock
HOME FIELD (CAPACITY)	Marge Schott Stadium (3,085)
PRESS BOX PHONE (MEDIA ONLY)	(513) 556-9645
2011 OVERALL RECORD	30-27
2011 BIG EAST RECORD	14-13 (1-4th)
2011 NCAA TOURNAMENT	None
NCAA APPEARANCES (LAST)	5 (1974)
CWS APPEARANCES (LAST)	None
CWS TITLES	None
HEAD COACH	Brian Cleary
RECORD AT CINCINNATI	394-459-1 (16 years)
CAREER RECORD	Same
ASSISTANT COACHES	J.D. Heilmann Greg Mamula
BASEBALL OFFICE PHONE	(513) 556-1577
BASEBALL SID	Jeff Geiser
E-MAIL	jeff.geiser@uc.edu
SID OFFICE PHONE	(513) 556-0618
SID FAX	(513) 556-0619
WEBSITE	www.GoBearsats.com
STARTERS POSITION PLAYERS RETURNING/LOST	7/1
PITCHERS RETURNING/LOST	8/9
LETTERWINNERS RETURNING/LOST	19/7
SERIES INFORMATION	Notre Dame leads 23-15



GEORGETOWN HOYAS

Bethesda, Md. • Shirley Povich Field

Apr. 20-22 • 7:00 p.m. • 7:00 p.m. • 1:00 p.m.

LOCATION	Washington, D.C.
FOUNDED	1789
ENROLLMENT	15,318
CONFERENCE	BIG EAST
COLORS	Blue & Gray
PRESIDENT	John J. DeGioia
ATHLETICS DIRECTOR	Lee Reed
HOME FIELD (CAPACITY)	Shirley Povich Field (1,500)
PRESS BOX PHONE (MEDIA ONLY)	(917) 576-7445
2011 OVERALL RECORD	23-33
2011 BIG EAST RECORD	5-22 (12th)
2011 NCAA TOURNAMENT	None
NCAA APPEARANCES (LAST)	None
CWS APPEARANCES (LAST)	None
CWS TITLES	None
HEAD COACH	Pete Wilk
RECORD AT GEORGETOWN	230-419 (12 years)
CAREER RECORD	Same
ASSISTANT COACHES	Curtis Brown Grant Achilles
BASEBALL OFFICE PHONE	(202) 687-2462
BASEBALL SID	Mex Carey
E-MAIL	bj57@georgetown.edu
SID OFFICE PHONE	(202) 687-6591
SID FAX	(202) 687-2491
WEBSITE	www.GUHoyas.com
STARTERS POSITION PLAYERS RETURNING/LOST	5/3
PITCHERS RETURNING/LOST	13/4
LETTERWINNERS RETURNING/LOST	26/8
SERIES INFORMATION	Notre Dame leads 35-8



CENTRAL MICHIGAN CHIPPEWAS

Notre Dame, Ind. • Frank Eck Stadium

April 25 • 5:35 p.m.

LOCATION	Mount Pleasant, Mich.
FOUNDED	1892
ENROLLMENT	28,311
CONFERENCE	Mid-American
COLORS	Maroon & Gold
PRESIDENT	Dr. George E. Ross
ATHLETICS DIRECTOR	Dave Heeke
HOME FIELD (CAPACITY)	Theunissen Stadium (2,046)
PRESS BOX PHONE (MEDIA ONLY)	(989) 774-3594
2011 OVERALL RECORD	31-27
2011 MAC RECORD	17-9 (1st West)
2011 NCAA TOURNAMENT	None
NCAA APPEARANCES (LAST)	11 (1995)
CWS APPEARANCES (LAST)	None
CWS TITLES	None
HEAD COACH	Steve Jaska
RECORD AT CENTRAL MICHIGAN	294-220-1 (9 years)
CAREER RECORD	322-245-1 (10 years)
ASSISTANT COACHES	Jeff Opalewski Brett Haring
BASEBALL OFFICE PHONE	(989) 774-2051
BASEBALL SID	Kyle Kelley
E-MAIL	kelle2ks@cmich.edu
SID OFFICE PHONE	(989) 774-1128
SID FAX	(989) 774-5391
WEBSITE	www.CMUChippewas.com
STARTERS POSITION PLAYERS RETURNING/LOST	5/4
PITCHERS RETURNING/LOST	6/7
LETTERWINNERS RETURNING/LOST	12/14
SERIES INFORMATION	Notre Dame leads 17-10-1



ST. JOHN'S REDSTORM

Notre Dame, Ind. • Frank Eck Stadium

Apr. 27-29 • 5:35 p.m. • 2:05 p.m. • 1:05 p.m.

LOCATION	Queens, N.Y.
FOUNDED	1870
ENROLLMENT	20,352
CONFERENCE	BIG EAST
COLORS	Red & White
PRESIDENT	Rev. Donald J. Harrington, C.M.
ATHLETICS DIRECTOR	Chris Monasch
HOME FIELD (CAPACITY)	Jack Kaiser Stadium (3,500)
PRESS BOX PHONE (MEDIA ONLY)	(718) 990-2724
2011 OVERALL RECORD	36-22
2011 BIG EAST RECORD	18-8 (2nd)
2011 NCAA TOURNAMENT	Charlottesville Regional (1-2)
NCAA APPEARANCES (LAST)	34 (2011)
CWS APPEARANCES (LAST)	None
CWS TITLES	None
HEAD COACH	Ed Blankmeyer
RECORD AT ST. JOHN'S	549-327-3 (16 years)
CAREER RECORD	Same
ASSISTANT COACHES	Mike Hampton Scott Brown
BASEBALL OFFICE PHONE	(718) 990-6148
BASEBALL SID	Tim Brown
E-MAIL	brownt1@stjohns.edu
SID OFFICE PHONE	(718) 990-1521
SID FAX	(718) 969-8468
WEBSITE	www.RedStormSports.edu
STARTERS POSITION PLAYERS RETURNING/LOST	6/3
PITCHERS RETURNING/LOST	9/3
LETTERWINNERS RETURNING/LOST	18/9
SERIES INFORMATION	Notre Dame leads 26-18



2012 Opponents

BUTLER BULLDOGS

Notre Dame, Ind. • Frank Eck Stadium

May 1 • 5:35 p.m.

LOCATION	Indianapolis, Ind.
FOUNDED	1855
ENROLLMENT	4,200
CONFERENCE	Horizon
COLORS	Blue & White
PRESIDENT	James Danko
ATHLETICS DIRECTOR	Barry Collier
HOME FIELD (CAPACITY)	Bulldog Park (500)
PRESS BOX PHONE (MEDIA ONLY)	(317) 928-9312
2011 OVERALL RECORD	23-28-1
2011 HORIZON LEAGUE RECORD	11-14-1 (5th)
2011 NCAA TOURNAMENT	None
NCAA APPEARANCES (LAST)	2 (2000)
CWS APPEARANCES (LAST)	None
CWS TITLES	None
HEAD COACH	Steve Farley
RECORD AT BUTLER	484-593-2 (20 years)
CAREER RECORD	537-635-2 (23 years)
ASSISTANT COACHES	DJ Throneburg Michael Dalton
BASEBALL OFFICE PHONE	(317) 940-9721
BASEBALL SID	Josh Rattray
E-MAIL	j.rattray@butler.edu
SID OFFICE PHONE	(313) 940-9993
SID FAX	None
WEBSITE	www.ButlerSports.com
STARTERS POSITION PLAYERS RETURNING/LOST	5/4
PITCHERS RETURNING/LOST	10/3
LETTERWINNERS RETURNING/LOST	20/7
SERIES INFORMATION	Notre Dame leads 66-15



VALPARAISO CRUSADERS

Notre Dame, Ind. • Frank Eck Stadium

May 2 • 5:35 p.m.

LOCATION	Valparaiso, Ind.
FOUNDED	1859
ENROLLMENT	3,980
CONFERENCE	Horizon League
COLORS	Brown & Gold
PRESIDENT	Mark Heckler
ATHLETICS DIRECTOR	Mark LaBarbera
HOME FIELD (CAPACITY)	Emory G. Bauer Field (500)
PRESS BOX PHONE (MEDIA ONLY)	(219) 464-6006
2011 OVERALL RECORD	25-32
2011 HORIZON RECORD	14-10 (4th)
2011 NCAA TOURNAMENT	None
NCAA APPEARANCES (LAST)	10 (1976)
CWS APPEARANCES (LAST)	None
CWS TITLES	None
HEAD COACH	Tracy Woodson
RECORD AT VALPARAISO	120-157 (5 years)
CAREER RECORD	Same
ASSISTANT COACHES	Brian Schmack Adam Piotrowicz
BASEBALL OFFICE PHONE	(219) 464-1239
BASEBALL SID	Ryan Wronkowitz
E-MAIL	Ryan.Wronkowitz@valpo.edu
SID OFFICE PHONE	(219) 464-5232
SID FAX	(219) 464-5762
WEBSITE	www.ValpoAthletics.com
STARTERS POSITION PLAYERS RETURNING/LOST	6/3
PITCHERS RETURNING/LOST	6/3
LETTERWINNERS RETURNING/LOST	16/11
SERIES INFORMATION	Notre Dame leads 71-20



VILLANOVA WILDCATS

Plymouth Meeting, Pa. • Villanova Ballpark at
Plymouth Meeting

May 4-6 • 3:45 p.m. • 1:15 p.m. • 12:15 p.m.

LOCATION	Villanova, Pa.
FOUNDED	1842
ENROLLMENT	6,240
CONFERENCE	BIG EAST
COLORS	Blue & White
PRESIDENT	Rev. Peter M. Donohue, O.S.A.
ATHLETICS DIRECTOR	Vince Nicastro
HOME FIELD (CAPACITY)	Villanova Ballpark at Plymouth Meeting (750)
PRESS BOX PHONE (MEDIA ONLY)	(860) 490-6398
2011 OVERALL RECORD	20-32
2011 BIG EAST RECORD	7-20 (11th)
2011 NCAA TOURNAMENT	None
NCAA APPEARANCES (LAST)	7 (1991)
CWS APPEARANCES (LAST)	None
CWS TITLES	None
HEAD COACH	Joe Godri
RECORD AT VILLANOVA	260-259-3 (10 years)
CAREER RECORD	Same
ASSISTANT COACHES	Rod Johnson Jim Carone
BASEBALL OFFICE PHONE	(610) 519-4529
BASEBALL SID	David Berman
E-MAIL	david.berman@villanova.edu
SID OFFICE PHONE	(610) 519-4122
SID FAX	(610) 519-7323
WEBSITE	www.Villanova.com
STARTERS POSITION PLAYERS RETURNING/LOST	6/3
PITCHERS RETURNING/LOST	10/4
LETTERWINNERS RETURNING/LOST	22/10
SERIES INFORMATION	Notre Dame leads 33-7-1



RUTGERS SCARLET KNIGHTS

Notre Dame, Ind. • Frank Eck Stadium

May 11-13 • 7:05 p.m. • 2:05 p.m. • 1:05 p.m.

LOCATION	Piscataway, N.J.
FOUNDED	1766
ENROLLMENT	42,327
CONFERENCE	BIG EAST
COLORS	Scarlet
PRESIDENT	Dr. Richard L. McCormick
ATHLETICS DIRECTOR	Tim Perneti
HOME FIELD (CAPACITY)	Bainton Field (1,500)
PRESS BOX PHONE (MEDIA ONLY)	(302) 381-0831
2011 OVERALL RECORD	20-30
2011 BIG EAST RECORD	11-16 (10th)
2011 NCAA TOURNAMENT	None
NCAA APPEARANCES (LAST)	15 (2007)
CWS APPEARANCES (LAST)	1 (1950)
CWS TITLES	None
HEAD COACH	Fred Hill
RECORD AT RUTGERS	882-603-9 (28 years)
CAREER RECORD	1,030-694-9 (35 years)
ASSISTANT COACHES	Joe Litterio Rick Freeman
BASEBALL OFFICE PHONE	(732) 445-7833
BASEBALL SID	Jeremy Gill
E-MAIL	jgill@scarletknights.edu
SID OFFICE PHONE	(732) 445-7886
SID FAX	(732) 445-3063
WEBSITE	www.ScarletKnights.com
STARTERS POSITION PLAYERS RETURNING/LOST	8/3
PITCHERS RETURNING/LOST	13/2
LETTERWINNERS RETURNING/LOST	26/4
SERIES INFORMATION	Notre Dame leads 31-19



NORTHWESTERN WILDCATS

TBA • TBA

May 15 • TBA

LOCATION Evanston, Ill.
 FOUNDED 1851
 ENROLLMENT 8,367
 CONFERENCE Big Ten
 COLORS Purple & White
 PRESIDENT Morton Schapiro
 ATHLETICS DIRECTOR Jim Phillips
 HOME FIELD (CAPACITY) Rocky Miller Park (1,000)
 PRESS BOX PHONE (MEDIA ONLY) (847) 491-4200
 2011 OVERALL RECORD 20-29
 2011 BIG TEN RECORD 10-13 (8th)
 2011 NCAA TOURNAMENT None
 NCAA APPEARANCES (LAST) None
 CWS APPEARANCES (LAST) None
 CWS TITLES None
 HEAD COACH Paul Stevens
 RECORD AT NORTHWESTERN 597-705-6 (24 years)
 CAREER RECORD Same
 ASSISTANT COACHES Tim Stoddard
 BASEBALL OFFICE PHONE (847) 491-4652
 BASEBALL SID Nick Brilowski
 E-MAIL brilowski@northwestern.edu
 SID OFFICE PHONE (847) 467-3831
 SID FAX (847) 491-8818
 WEBSITE www.NUSports.com
 STARTERS POSITION PLAYERS RETURNING/LOST 8/1
 PITCHERS RETURNING/LOST 12/1
 LETTERWINNERS RETURNING/LOST 22/3
 SERIES INFORMATION Notre Dame leads 71-59-1



CONNECTICUT HUSKIES

Storrs, Conn • J.O. Christian Field • New Britain,
 Conn. • New Britain Stadium

May 17-19 • 3:00 p.m. • 6:00 p.m. • 1:00 p.m.

LOCATION Storrs, Conn.
 FOUNDED 1881
 ENROLLMENT 17,345
 CONFERENCE BIG EAST
 COLORS National Flag Blue & White
 PRESIDENT Susan Herbst
 INTERIM ATHLETICS DIRECTOR Paul Pendergast
 HOME FIELD (CAPACITY) J.O. Christian Field (1,500)
 PRESS BOX PHONE (MEDIA ONLY) (860) 486-2018
 2011 OVERALL RECORD 45-20-1
 2011 BIG EAST RECORD 22-5 (1st)
 2011 NCAA TOURNAMENT Clemson Regional (4-1)
 South Carolina Super Regional (0-2)
 NCAA APPEARANCES (LAST) 16 (2011)
 CWS APPEARANCES (LAST) 5 (1979)
 CWS TITLES None
 HEAD COACH Jim Penders
 RECORD AT CONNECTICUT 289-184-3 (8 years)
 CAREER RECORD Same
 ASSISTANT COACHES Jeff Hourigan
 Joshua MacDonald
 BASEBALL OFFICE PHONE (860) 486-4089
 BASEBALL SID Brendan Flynn
 E-MAIL brendan.s.flynn@uconn.edu
 SID OFFICE PHONE (860) 486-3531
 SID FAX (860) 486-5085
 WEBSITE www.UConnHuskies.com
 STARTERS POSITION PLAYERS RETURNING/LOST 4/5
 PITCHERS RETURNING/LOST 9/6
 LETTERWINNERS RETURNING/LOST 17/10
 SERIES INFORMATION Notre Dame leads 24-15-1





BIG EAST baseball fans will find familiar surroundings for the league's upcoming postseason tournaments as the conference chose Bright House Field in Clearwater, Fla., as the site of the 2012 and 2013 BIG EAST Baseball Championships.

Bright House Field, which is regarded as one of the finest minor league playing and practice facilities in the nation, will host its sixth and seventh BIG EAST Championships. The site first hosted the conference tournament in 2006 and has been the league's championship destination for five of the last six years.

"We're excited to be able to return to Bright House Field and the beautiful St. Petersburg/Clearwater area for two more years," said BIG EAST Associate Commissioner James Siedliski. "Our goal is always to provide the best possible championship experience for our student-athletes and coaches and the feedback we've received based on our five previous visits has been overwhelmingly positive. Everything from the playing and practice facilities to the support we receive from the local and state levels makes this decision the right one for the BIG EAST and its baseball programs."

Bright House Field serves as the spring training site for the Philadelphia Phillies, and it has housed the Phillies' Florida State League affiliate Clearwater Threshers since the facility opened in 2004.

"On behalf of the entire Philadelphia Phillies organization and the Clearwater Threshers, we are extremely pleased to continue our relationship with the BIG EAST Conference and host their baseball championships in 2012 and 2013," said John Timberlake, the Phillies' Director of Florida Operations. "We are firm believers in this partnership and we look forward to continuing our relationship with the schools that comprise the BIG EAST."

The stadium's seating capacity is 8,500. The outfield dimensions measure 329 feet down the leftfield line, 408 feet to center and 330 down the rightfield line. The \$25 million facility features a 360-degree main concourse, grass berm seating, group picnic areas, a children's play area and a state-of-the-art video scoreboard. In addition to a


major-league quality playing field, the facility also houses the Carpenter Complex – an adjacent four-diamond practice complex, which allows teams to take full-field batting practice while a game is taking place in the stadium.

The facility also will host the tournament's annual opening ceremonies, a fan-friendly event featuring fireworks, live entertainment and autograph sessions, and the BIG EAST Home Run Derby.

"For years, baseball players and fans of all ages have flocked to Florida for first-class competition and enjoyable experiences," said Larry Pendleton, President/CEO of the Florida Sports Foundation. "With this new agreement, the State of Florida, St. Petersburg/Clearwater Sports Commission and the City of Clearwater welcome the BIG EAST Championships seven times in an eight-year span. The players will continue to have an experience to remember competing on the same field as their major league heroes and fans will enjoy the amenities Bright House Field offers spring training baseball fans on an annual basis."

Fans can expect a high level of play in Clearwater as the BIG EAST has sent three teams to each of the last two NCAA Championships. Six of the BIG EAST's 12 baseball-playing schools have reached the NCAA Championship since 2006 (Connecticut, Louisville, Notre Dame, Rutgers, St. John's, Seton Hall), and the conference will be further strengthened by the addition of TCU for the 2013 season.

The 2012 BIG EAST Baseball Championship will be played May 23-27 (Wednesday through Sunday), with the top eight teams in the regular season standings qualifying. The 2013 conference tournament will take place May 22-26. The winner of the BIG EAST Championship receives the conference's automatic bid to the NCAA Championship



PREVIOUS CHAMPIONSHIP WINNERS

2011	Seton Hall	1997	St. John's
2010	St. John's	1996	West Virginia
2009	Louisville	1995	Pittsburgh
2008	Louisville	1994	Connecticut
2007	Rutgers	1993	St. John's
2006 Notre Dame		1992	Providence
2005 Notre Dame		1991	Villanova
2004 Notre Dame		1990	Connecticut
2003 Notre Dame		1989	Villanova
2002 Notre Dame		1988	St. John's
2001	Seton Hall	1987	Seton Hall
2000	Rutgers	1986	St. John's
1999	Providence	1985	St. John's
1998	Rutgers		

NOTRE DAME'S CHAMPIONSHIP HISTORY

Year	Seed	Record	Finish
2011	8th	1-2	t-5th
2010	--	failed to qualify	--
2009	5th	3-2	3rd
2008	3rd	0-2	t-7th
2007	7th	0-2	t-7th
2006	1st	4-1	champion
2005	3rd	3-0	champion
2004	1st	3-1	champion
2003	3rd	3-0	champion
2002	1st	3-1	champion
2001	1st	1-2	3rd
2000	2nd	1-2	5th
1999	1st	1-2	5th
1998	1st	3-2	runner-up
1997	1st	2-2	3rd
1996	5th	4-2	runner-up

ALABAMA

Mobile
Tuscaloosa

ARIZONA

Mesa
Phoenix
Tempe
Tucson

ARKANSAS

Fayetteville
Jonesboro
State University

CALIFORNIA

Anaheim
Berkeley
Fresno
Fullerton
Long Beach
Los Angeles
Riverside
San Diego
Stockton
Santa Clara

CONNECTICUT

New Britain
Norwich
Storrs

FLORIDA

Boca Raton
Clearwater
DeLand
Dunedin
Fort Myers
Gainesville
Homestead
Jacksonville
Miami
Orlando
Tallahassee
Tampa
St. Petersburg
West Palm Beach
Winter Park

GEORGIA

Athens
Atlanta

HAWAII

Honolulu

ILLINOIS

Bloomington
Carbondale
Champaign
Chicago
DeKalb
Evanston
Joliet
Lockport
Normal
Peoria
Quincy
Romeoville
Sauget

INDIANA

Angola
Bloomington
Crawfordsville
Evansville
Fort Wayne
Gary
Greencastle
Huntington
Indianapolis
Muncie
Notre Dame
Rensselaer
South Bend
Terre Haute
Valparaiso
West Lafayette

KANSAS

Wichita

KENTUCKY

Lexington
Louisville
Murray

LOUISIANA

Baton Rouge
New Orleans

MARYLAND

Bethesda

MASSACHUSETTS

Brockton
Chestnut Hill

MICHIGAN

Ann Arbor
Big Rapids
Comstock Park
Detroit
East Lansing
Grand Rapids
Hillsdale
Kalamazoo
Mount Pleasant

MINNESOTA

Minneapolis

MISSISSIPPI

Cleveland
Itta Bena
Oxford
Starkville
University
Greenville

MISSOURI

Joplin
St. Louis
Springfield

NEBRASKA

Omaha

NEVADA

Reno

NEW JERSEY

Bridgewater
Piscataway
South Orange
Trenton

NEW YORK

Hamilton
Jamaica
Queens

NORTH CAROLINA

Carry
Durham
Elon College

OHIO

Athens
Bowling Green
Cincinnati
Cleveland
Columbus
Dayton
Kent
Toledo

OKLAHOMA

Norman
Oklahoma City
Tulsa

PENNSYLVANIA

Easton
Pittsburgh
Philadelphia
Plymouth Meeting

RHODE ISLAND

Providence

SOUTH CAROLINA

Clemson
Conway
Myrtle Beach
Rock Hill

TENNESSEE

Clarksville
Knoxville
Memphis
Millington
Nashville

TEXAS

Austin
College Station
Corpus Christi
Dallas-Fort Worth
Edinburg
Houston
Round Rock
San Antonio
San Marcos
Seguin

VIRGINIA

Blacksburg
Charlottesville

WASHINGTON

Seattle

WASHINGTON D.C.

Georgetown University

WEST VIRGINIA

Morgantown

WISCONSIN

Madison

Listings for games from 1958-2012

Bold – scheduled 2012 Notre Dame trip



Notre Dame opened its 1998 season by participating in the ACC/Disney Blast – held at the 7,500-seat baseball facility in the Disney Wide World of Sports complex (spring training home of the Atlanta Braves). The Irish opened the ACC/Disney Blast with a 10-1 victory over perennial power Florida State.



GIVE A GIFT *and* LEAVE A LEGACY

Over 400 student athletes on 26 teams (some including 10 athletes) physically, emotionally, mentally and spiritually—all made possible courtesy of the generous alumni, parents and friends who support Foster Denny's Box (Foster's Box) through the Funnell Prolegis Fund.

The commitment of Foster gifts from the University is substantiating athletic scholarships that pay the difference of every program that wants to recruit the best and the brightest and compete for national championships.

That work has just begun. Scholarships are one of the largest line items in the department of athletic operating budget, averaging for roughly \$1.8 million annually.

Director's Circle

Members donating to the Foster's Box Funnell Prolegis Fund at the \$1,000, \$5,000, \$10,000 and \$25,000 levels, receive a corresponding faculty package.

For more information on the structure of that valued faculty, contact a staff member at university@funnellprolegisfund.org

Make a Gift Today

- Send a check payable to the Foster's Box Funnell Prolegis Fund, P.O. Box 555, New Haven, CT 06510
- Visit online: supporting athletic and include "Foster's Box Funnell Prolegis Fund" in the comments section
- Please specify if your employee has a matching gift program.
- Foster's Box employees may request a payroll deduction form.
- All contributions to the Foster's Box Funnell Prolegis Fund are subject to our and eligibility in the Funnell Prolegis Fund.

Contact Information

Maya D. Henshaw
Manager, Foster's Box Funnell Prolegis Fund
310.617.0443 • mayad@funnellprolegisfund.org
www.funnellprolegisfund.org

UNIVERSITY OF NOTRE DAME

FIGHTING IRISH



HISTORY & RECORDS

Baseball has thrived at Notre Dame since its first varsity season in 1892. The program's many noteworthy letterwinners have included John Shea – seated at the bottom left of this 1908 photo – who co-wrote the famed Notre Dame victory march.

ALIVE AND WELL IN THIRD CENTURY

Notre Dame baseball has produced its share of innovators and memories.

The Notre Dame baseball program punctuated its growing emergence as modern-day contender by advancing to the 2002 College World Series, part of a 16-year run of seasons with 40-plus victories (the third-longest streak in all of Division I baseball, as of 2004). But the program's legacy runs much deeper, stretching back through 119 seasons and even as far back as the 1860s, when baseball began to emerge as a popular diversion at the Northern Indiana school.

Notre Dame can trace its founding to the mid-19th century, when Father Edward Sorin, C.S.C., and a small band of French missionaries set up camp a little north of South Bend, Indiana. The 1842 construction included building a log church and a small building and the founders immodestly labeled their creation the University of Notre Dame du Lac (Our Lady of the Lake).

In the early years, this all-male university enrolled students from first grade through college and there was a heavy emphasis placed on recreational activities. For the next 24 years after its founding, the main athletic diversions of Notre Dame students were ice skating, swimming and



Adrian "Cap" Anson — who helped popularize baseball at Notre Dame — was considered one of the most dynamic players in professional baseball during the late 1800s.

cycling. Students also could be found playing team sports of European origin: cricket and soccer.

That all changed in 1866, when two young men from Marshalltown, Iowa — Sturgis and Adrian Anson — introduced a new sport to Notre Dame. The sport was base ball (it didn't become one word until much later) and it quickly became the biggest thing to hit the campus.

On any spring day, most of the Notre Dame student body could be found playing base ball on the many ball diamonds on the campus. During this period, Notre Dame had approximately 500 students in all combined programs.

In his autobiography, *A Ballplayer's Career*, Adrian "Cap" Anson spoke fondly of his days at Notre Dame. After leaving Notre Dame, in 1871, Anson became one of the original major league baseball players in the National Association, the first major league.

Anson went on to become the most dominant figure of 19th-century baseball, as the playing manager of the National League Chicago White Stockings (now the Cubs). Anson retired after a 27-year career with a .329 batting average and he was elected to the Baseball Hall of Fame in 1939, as a member of the fourth class.

For the first 20 years of base ball at Notre Dame, all games were played on campus between club teams. The school began playing off-campus foes in the spring of 1888.

Notre Dame decided to sponsor varsity baseball in 1892. Five years earlier, the University had launched a varsity football program when Michigan's squad came to South Bend to teach a group of students the fundamentals. The next day, they played a football game and Michigan won handily.



First baseman Angus McDonald (left) and second baseman Frank McNicholas (right) were two of Notre Dame's first varsity baseball letterwinners, in the late 1800s.



Notre Dame's third varsity baseball team (1895; 3-2 record)



Fans flocked to Cartier Field in the 1950s, with the unique venue situated between the old Notre Dame Fieldhouse (upper left) and Notre Dame Stadium (beyond the outfield fence). One of Notre Dame's most recognizable present-day structures – Hesburgh Memorial Library (constructed in '63) – would be hovering over the third-base dugout in this 1950s photo.

Notre Dame also decided to inaugurate its varsity baseball program with a game against the Wolverines. The Michigan baseball team journeyed to South Bend and Notre Dame came away with a 6-4 victory in its first-ever baseball game.

From the early 1890s until the Notre Dame football team defeated Army in 1913, baseball was the biggest sport on the South Bend campus and Notre Dame was one of the best baseball teams in the country, despite there being fewer than 200 college students in the University's active population at that time.

With such an illustrious beginning and a cast of characters who would go on to make their mark throughout the world of sports, Notre Dame baseball progressed into the 20th century as one of the university's most consistently enjoyable means of recreation.

Notre Dame baseball experienced great success during the 1906-08 seasons, posting a three-year record of 60-9 – with the 1908 season (20-1) remaining the best winning percentage in the program's history (.952).

The middle portion of the 1900s included one consistent link to Notre Dame baseball, as Clarence "Jake" Kline was associated with the program for 49 seasons in a 62-year stretch (1913-75), including an amazing run as Irish head coach that spanned five decades ('34-'75).

Kline's 1949 squad closed the first half of the century with one of the program's best seasons, qualifying for the program's first NCAA appearance. Notre Dame returned to the NCAAs in '56 and again in '57 – when three wins in the district playoffs at Western Michigan sent the Irish on to Omaha for the College World Series.



Jake Kline made the journey from Williamsport, Pa., to Notre Dame in the fall of 1913 and remained part of the baseball program for 49 of the next 62 years.



Two-time All-American Elmer Kohorst led the Irish to the 1957 College World Series.

Noteworthy Baseball Accomplishments By Former Notre Dame Students

Former Notre Dame students have made a lasting impact on the game of baseball, with the more unique contributions including:

Founder of the Major League Baseball All-Star Game

Arch Ward (1933)

Inventor of the batting tee

Bert Dunne (1924-25)

Only teammate of George Gipp (football), Red Grange (football) and Ty Cobb (baseball)

Johnny Mohardt (1919-21)

Only major leaguer to pitch a doubleheader shutout

Ed Reulbach (early 1900s)

Defeated famous Columbia Giants in 1900, as his team's No. 2 pitcher

Bert Keeley (also pitched the first complete-game doubleheader of the 1908 season)

Stopped Joe DiMaggio's minor-league 61-game hitting streak

Ed Walsh, Jr. (1926-28)

Held National League stolen base record for more than 50 years

Bob Bescher (81 in 1911)

Major leaguer who also played pro basketball

Ron Reed (1965)



Ron Reed



Baseball History



Kevin Hardy (left) was Notre Dame's first three-sport athlete in the second half of the century ('64-'65, also football, basketball) while Bob Amzen (right) was accomplished both on the diamond and the hardwood.



Rick Chryst – former commissioner of the Mid-American Conference – was one of the leaders of Notre Dame baseball in the early 1980s.



Notre Dame was a common face in the NCAA Tournament for 13 seasons, advancing to the postseason tournament five times in that stretch. The program then experienced its first major venue shift in 1977, relocating from old Cartier Field (just north of Notre Dame Stadium) to the east side of campus, in the area that later would be dubbed Jake Kline Field (north of the current Joyce Center).

Tom Kelly and Larry Gallo shepherded the baseball program through the first 12 seasons following Kline's retirement (1976-87). Notre Dame opened the decade of the 1980s by posting a 29-8 record in the 1980 season, highlighted by a 12-game winning streak late in the year.

Despite the program's many successes in its first 96 seasons, Notre Dame baseball entered a new level of excellence in the late 1980s. An ambitious young coach named Pat Murphy was hired to direct a program that had not tasted NCAA tournament action in nearly 20 years – and the Irish program responded with a string of 40-win seasons that spanned 16 years.

Murphy's first squad (39-22) posted 24 more wins than the previous team, with that breakthrough 1988 season representing the program's best win percentage since 1982.



(from left) Second baseman Mike Moshier, short-stop Pat Pesavento and first baseman/outfielder Dan Peltier – pictured at South Bend's Coveleski Stadium – were the veteran leaders of the 1989 NCAA tournament team.

Led by an assortment of talented players – including All-American/Academic All-American Dan Peltier – the Irish fashioned a memorable 1989 season. The highlight of 1989 came in the rain-soaked Midwestern Collegiate Conference Tournament, when Notre Dame rallied for four wins in one hectic, soggy day to claim the tourney title and earn the league's automatic NCAA bid.

The success of the Murphy era continued through the 1994 season, with the Irish coming excruciatingly close to advancing to the College World Series in both 1992 (at Miami) and '93 (at Florida State).



Home Is Where the Heart Is

Notre Dame baseball has called four primary facilities "home" for significant stretches in its 119-year history.

The majority of the games in the first 85 years were held at **Cartier Field** (left), an area that currently consists of the quad stretching between Notre Dame Stadium and the Hesburgh Library.

Irish baseball moved in 1977 to the other side of Juniper Road – just north of the Joyce Center – with games held on a facility later named **Jake Kline Field** (below left) in honor of the legendary coach (shown below, receiving bat).

Notre Dame split time in the 1988-93 seasons at **Coveleski Stadium** (below right), South Bend's minor-league facility, while **Frank Eck Stadium** (right) has been the home of Irish baseball since 1994.



NOTRE DAME'S 1992 NCAA ATLANTIC REGIONAL FINALISTS

Row One (from left) – Bob Lisanti, Casey Clevenger, Edwin Hartwell, Cory Mee, Mike Rooney, Dan Bautch, Craig Counsell and Greg Layson.

Row Two – Adam Maisno, Craig DeSensi, Robbie Birk, David Sinnes, Rob Natchia, Tim Kraus, Steve Verduzco and Matt Haas.

Row Three – Tom Price, manager Derek Rakon, assistant coach Gary Tuck, head coach Pat Murphy, assistant coach Mike Gibbons, assistant coach Brian Cleary, trainer Mike Bean and student manager Celine Leneman.

Row Four – Chris Michalak, Craig Allen, Joe Binkiewicz, Dan Adams, Pat Leahy, Paul Failla, Marty DeGraff, Al Walania and Eric Danapilis.

The level of success set by Cap Anson and his contemporaries carried on during the next 12 seasons, under the direction of head coach Paul Mainieri. The Irish program posted the seventh-best winning percentage in Division I baseball during the 1990s and went on to compile a string of 16 straight seasons with 40-plus wins.

All but the first season of the Mainieri era saw Notre Dame participate in the BIG EAST Conference. The Irish have failed to reach the BIG EAST Tournament only once in their 16 seasons of league membership. Notre Dame became the first team to win three straight (from '02-'04, plus '05-'06)

while also claiming regular-season titles in 1997, 1999, 2001, '02, '04 and '06.

The Irish fittingly closed the 1900s in style, as Notre Dame played host to NCAA tournament action for the first time in 40 years. The 1999 NCAA South Bend Regional was well-received by the community, which cheered the Irish on to an 8-1 NCAA opening win over Creighton en route to a 43-18 final record.

Notre Dame then returned to the NAACAs with an inspiring showing at Mississippi State in 2000, followed by a record-setting 2001 season that saw the Irish claim the first No. 1 ranking in the

program's history and set the team record for wins (49-13-1).

Amazingly, the program kept climbing in 2002, as the Irish overcame a slew of injuries and rode the combination of a senior-dominated lineup and a youthful pitching staff all the way to the College World Series and a 50-18 final record – followed by a fifth straight NCAA trip in 2003, another record-setting season in 2004 (school-record 51 wins, only 12 losses), and more NCAA trips in 2005 and '06 to give the Irish seven straight seasons in the NAACAs.



Notre Dame's 1998 pitching staff was led by (from left) Alex Shilliday (9-5, 3.54, 93 Ks), Brad Lidge (8-2, 4.15, 93), Aaron Heilman (7-3, 1.61, 78), Chris McKeown (4-2, 4.47, 37) and Tim Kalita (4-0, 2.78, 71) – with Lidge and Heilman going on to pitch in the Major Leagues while Kalita reached the triple-A level.



Notre Dame closed out the 1900s with an offensive barrage, as (from left) one-time teammates Mike Amrhein, Jeff Wagner and Brant Ust finished as the top three home-run hitters in Irish history.

NCAA Tournament History

1949 (0-2), at University of Notre Dame

1R – Wake Forest 4, Notre Dame 1
1R – Wake Forest 10, Notre Dame 7

1956 (1-2), at University of Minnesota

DP – Notre Dame 4, Minnesota 3
DP – Minnesota 15, Notre Dame 5
DP – Minnesota 10, Notre Dame 1

1957 (5-3), CWS Participant

at Western Michigan University
and Rosenblatt Stadium (Omaha, Neb.)
DP – Notre Dame 18, Alma 2
DP – Notre Dame 4, W. Michigan 2
DP – Northwestern 9, Notre Dame 2
DP – Notre Dame 6, Northwestern 1
1R – * Iowa St. 13, Notre Dame 8 (10)
2R – * Notre Dame 23, Colorado St. 2
3R – * Notre Dame 9, Texas 0
4R – * Penn State 5, Notre Dame 4

1958 (2-2), at

Western Michigan University

DP – Valparaiso 2, Notre Dame 0
DP – Notre Dame 11, Minnesota 7
DP – Notre Dame 10, Valparaiso 4
DP – Western Michigan 5, Notre Dame 4

1959 (2-2), at University of Notre Dame

DP – Notre Dame 10, Detroit 0
DP – Notre Dame 12, Minnesota 4
DP – Western Michigan 2, Notre Dame 0
DP – Western Michigan 9, Notre Dame 6

1960 (0-2), at University of Minnesota

DP – Minnesota 15, Notre Dame 6
DP – Ohio Univ. 5, Notre Dame 4

1963 (1-2), at University of Illinois

DP – Western Michigan 2, Notre Dame 1
DP – Notre Dame 5, Valparaiso 2
DP – Illinois 4, Notre Dame 0

1970 (1-2), at Ohio State University

DP – Southern Illinois 10, Notre Dame 2
DP – Notre Dame 6, Minnesota 2
DP – Southern Illinois 1, Notre Dame 0

1989 – West II Regional (1-2), at Fresno State

Fresno State 9, Notre Dame 8
Notre Dame 8, Portland 6 (13)
Fresno State 11, Notre Dame 4

1992 – Atlantic Regional (3-2), at Miami

South Carolina 5, Notre Dame 1
Notre Dame 6, Miami 3
Notre Dame 12, Delaware 6
Notre Dame 11, South Carolina 2
CG2 – Miami 5, Notre Dame 1

1993 – East Regional (3-2), at Florida State

Notre Dame 15, Mississippi State 1
Florida State 7, Notre Dame 3 (10)
Notre Dame 12, Central Florida 3
Notre Dame 4, Florida State 3
Long Beach State 13, Notre Dame 3

1994 – East Regional (2-2), at Clemson

Old Dominion 9, Notre Dame 5
Notre Dame 8, Clemson 1
Notre Dame 5, The Citadel 1
CG1 – Auburn 8, Notre Dame 0

IRISH MAKE THEIR MARK IN NCAAS

Highlights include CWS trips in 1957 and 2002.

While the first 50 years of varsity Notre Dame baseball were brimming with future major-leaguers and innovators, the next 60-plus seasons have seen Irish baseball emerge as a respected and regular participant in the NCAA Championship.

The Irish advanced to the NCAAs 14 times during the 1900s (and again from 2000-06), with a 41-44 overall NCAA record, trips to the 1957 and 2002 College World Series – and near-misses on trips to Omaha in 1992 and '93.

Notre Dame made its NCAA debut in 1949, winning the district playoffs with a 1-0 victory at Purdue and a 9-1 home win over Western Michigan. The Irish – who were led in '49 by first baseman Dick Gieldin's .350 batting average – played host to Wake Forest in an NCAA Region B series, but the Demon Deacons advanced with 4-1 and 10-7 wins and went on to finish as runner-up to Texas in the College World Series.

The Irish returned to the NCAAs in '56, at Minnesota for a District Four series. Notre Dame opened with a 4-3 win but the Gophers won the next two (15-5, 10-1) and went on to claim the CWS title, with a 15-1 win over Arizona.

After being eliminated by the CWS runner-up and champion in its first two NCAA appearances, Notre Dame returned in '57 to post one of the finest seasons in the program's history. With most of its players back from '56 – including All-America catcher Elmer Kohorst, clutch-hitting leftfielder Bob Senecal, strikeout thrower Tom Bujnowski and fellow righthander Chuck Symeon – the Irish posted an 11-7 regular-season record before winning the NCAA District Four tournament at Western Michigan.

Notre Dame began its march to Omaha with wins over Alma (18-2) and the host Broncos (4-2) but lost to Northwestern (9-2). The Irish and Wildcats faced off again the next day and a 6-1 Notre Dame win sent the Irish on to the College World Series, where they won games over Colorado State (23-2, still a CWS record for runs in a game) and Texas (9-0, led by Symeon's



Jim Morris established a still-standing College World Series record for batting average (10-for-14, in '57).

five-hit gem) while losing to Iowa State (13-8) and eventual runner-up Penn State (5-4). Infielder Jim Morris hit 10-for-14 to establish a still-standing CWS batting average record (.714).


The Irish advanced to the NCAAs the next three seasons, with an 11-7 win over Minnesota, a split with Valparaiso and a 5-4 loss to host Western Michigan in '58. WMU beat the Irish twice in the '59 NCAAs – in South Bend (wins over Detroit and Minnesota) – while Minnesota and Ohio University ended Notre Dame's season in 1960, with the Gophers claiming another NCAA crown.

Top Irish hitters in the late 1950s included Morris, second baseman Dick Selcer and outfielder Gene Duffy, with the talented mound corps led by Symeon, strikeout-throwing lefty Frank Carpin, Nick Palihnich and Jack Mitchell (who still own some of the top season ERAs in Irish history).

The 1963 season brought an NCAA trip to Illinois, with losses to Western Michigan (2-1) and the host Illini (4-0) sandwiched around a win over Valparaiso (5-2). Notre Dame then had



Notre Dame's 1949 NCAA Tournament team



Notre Dame's 1957 NCAA Third-Place Finishers – Row One (from left) – Tom Bujnowski, Jim Carideo, Steve Johnson, Elmer Kohorst, Jim Cusack, Ed Hurley, Paul Besser. Row Two – head coach Jake Kline, John Hammett, Henry Bretting, John Merlock, Jack Connors, Paul Sopko. Row Three – John Murphy, Bob Senecal, Joe Geneser, Pete Devito, Charles Symeon, Gene Duffy. Row Four – Bill Bell, Bob Giarrantano, Tom Marquez, John Casagrande, Jim Morris.

to wait seven years for its next NCAA appearance – a 6-2 win over Minnesota and a pair of losses to Southern Illinois, in 1970 action at Ohio State – and waited 19 more years before a return to the NAAs, in 1989.

As if the emotion of making its first NCAA appearance in 20 seasons was not enough, getting there was half the thrill – as Notre Dame won four rain-soaked games over a span of 23 hours to win the 1989 Midwestern Collegiate Conference Tournament and an automatic NCAA bid. The Irish headed to Fresno State and opened with a tough 9-8 loss to the host Bulldogs before beating Portland (8-6 in 13 innings) and losing again to Fresno (11-4). All-America centerfielder Dan Peltier was the offensive leader in '89 and Brian Piotrowicz paced the pitching staff.

While the victory totals and hopes for a return to the NAAs kept mounting, the Irish did not get there until 1992. Once again, there were memories to be made.

After Notre Dame opened with a poor performance in a 5-1 loss to South Carolina at the 1992 Atlantic Regional, many foresaw a quick exit for the Irish as they took on the host Miami Hurricanes. Notre Dame spotted Miami a 3-0 lead but used a four-run fifth to claim the 6-3 upset. Dan Bautch's three hits led the offense while Alan Walania worked out of countless jams to get the win, with David Sinnes inducing a bases-loaded groundout to end the game.

The Irish beat Delaware (12-6) and South Carolina (11-2) to set up a winner-take-all final with the Hurricanes but ran out of gas, falling 5-1 in the final.

The 1993 NAAs brought Notre Dame to Tallahassee, Fla., and the Irish opened with a 15-1 thumping of Mississippi State before nearly upsetting host Florida State. With the game tied 3-3 and one out in the bottom of the ninth, Irish shortstop Paul Failla tried to score from second on a single to left field but was called out on a controversial play at the plate. Then, in the 10th, Florida State's Ty Mueller hit

a grand slam versus lefthanded reliever Chris Michalak, for a 7-3 Florida State win.

Despite the setback, the Irish downed Central Florida the next afternoon (12-3) before avenging the loss to Florida State with a 4-3 elimination-game win. Michalak – who also hit 8-for-18 in the regional as a late addition for defensive purposes at first base – turned in a gutsy complete-game effort, scattering nine hits and one walk while striking out six in his 34th career win. Failla also gained some redemption with a timely, leaping stab on a linedrive in the eighth inning.

With the '93 win over FSU ending at 1:00 a.m., the Irish failed to fully recharge for the final game vs. Long Beach State (13-3). Third baseman Matt Haas earned what would be his first of two All-Regional selections, after an impressive tournament that included 11 hits in 20 at-bats and 10 RBI, plus a home run, triple and double.



Second baseman Ed Hurley was part of a veteran infield unit on Notre Dame's 1957 College World Series team.

1996 – South I Regional (1-2), at Alabama

Notre Dame 12, Virginia 1
Stetson 7, Notre Dame 6
Virginia 7, Notre Dame 1

1999 – South Bend Regional (1-2), at ND

Notre Dame 8, Creighton 1
Cal State Fullerton 6, Notre Dame 3
Michigan 11, Notre Dame 5

2000 – Starkville Regional (3-2), at Mississippi St.

Notre Dame 8, Tulane 4
Mississippi State 8, Notre Dame 1
Notre Dame 10, Tulane 6
CG1 – Notre Dame 7, Mississippi State 0
CG2 – Mississippi State 10, Notre Dame 9

2001 – South Bend Regional (3-2), at ND

Notre Dame 12, Wisconsin-Milwaukee 4
Florida International 7, Notre Dame 6 (10)
Notre Dame 11, UC Santa Barbara 10 (10)
CG1 – Notre Dame 5, Florida International 2
CG2 – Florida International 5, Notre Dame 4

2002 CWS Participant (6-3)

2002 – South Bend Regional (3-0), at ND

Notre Dame 8, Ohio State 6
Notre Dame 25, South Alabama 1
CG1 – Notre Dame 9, Ohio State 6

2002 – Super Regional (2-1), at Florida State

Notre Dame 10, Florida State 4
Florida State 12, Notre Dame 5
Notre Dame 3, Florida State 1

2002 – College World Series (1-2) Rosenblatt Stadium (Omaha, Neb.)

1R – * Stanford 4, Notre Dame 3
2R – * Notre Dame 5, Rice 3
3R – * Stanford 5, Notre Dame 3

2003 – Fullerton Regional (2-2), at CS Fullerton

Notre Dame 13, Arizona 5
Cal State Fullerton 4, Notre Dame 3
Notre Dame 6, San Diego 3
CG1 – Cal State Fullerton 8, Notre Dame 1

2004 – South Bend Regional (2-2), at ND

Kent State 2, Notre Dame 1
Notre Dame 6, California Irvine 5
Notre Dame 7, Kent State 1
CG1 – Arizona 7, Notre Dame 6

2005 – Gainesville Regional (2-2), at Florida

North Carolina 5, Notre Dame 1
Notre Dame 7, Stetson 4
Notre Dame 3, North Carolina 0
CG1 – Florida 23, Notre Dame 3

2006 – Lexington Regional (0-2), at Kentucky

College of Charleston 5, Notre Dame 4 (16)
Kentucky 10, Notre Dame 4

* – CWS game (1R – 1st-round, etc.)
DP – District Playoff
CG1/2 – Regional Championship Games

Totals: 21 appearances (41-44)

NCAA History

The run of NCAA upsets on the opponent's field continued in 1994 at Clemson, as the Irish bounced back from a 9-5 loss to Old Dominion by stunning the Tigers (8-1). Tim Krause's five-hitter paved the way while Haas had three hits and three RBI vs. the hosts. The Irish then beat the Citadel (5-1) but came out flat on the final day, losing 8-0 to Auburn.

Other Notre Dame forays into the NCAA's came in 1996 at the University of Alabama — highlighted by a 12-1 win over No. 2 seed Virginia — and in 1999, when the Irish played host to a four-team regional at Eck Stadium. Aaron Heilman's complete-game outing carried the Irish to an 8-1 win over Creighton while freshman catcher Paul O'Toole became the first Irish player ever to hit a home run in four straight postseason games (all three NCAA games).

Then, in 2000, Notre Dame pushed host Mississippi State to the limit at the Starkville Regional — losing 10-9 on a ninth-inning home run in the title game and signaling good things to come for the Irish in the 21st century.

Another near-miss followed at the 2001 NCAA South Bend Regional, with Notre Dame

and Florida International playing three hotly-contested games before the Panthers survived 5-4 in the title game.

Notre Dame broke through in 2002, winning the South Bend Regional with a pair of victories over Ohio State and a 25-1 dismantling of top-seeded South Alabama (sparked by Grant Johnson's 1-hitter and Steve Sollmann's 6-for-7, 7 RBI day). The Irish then sent rumbles throughout the college baseball world by upsetting the nation's No. 1-ranked team, Florida State, in the Super Regional round (10-4, 5-12, 3-1). Johnson and fellow freshman Chris Niesel (a Florida native) picked up the wins while Kris Billmaier maintained his hot hitting (16-for-26 combined in the Regional and Super Regional, with eight RBI and 21 total bases).

Those wins sent the Irish back to Omaha and the College World Series for the first time in 45 years — with a pair of narrow losses to Stanford (3-4, 3-5) sandwiched around a thrilling 9th-inning comeback to beat Rice (5-3). Steve Stanley's one-out triple sparked the rally, followed by Steve Sollmann's single up the middle and Brian Stavisky's game-ending home run over the rightfield fence.



Brian Stavisky posted a .386 career batting average in the NCAA's, with his seven career NCAA Tournament home runs including the blast that sparked the 2002 Super Regional upset of Florida State (pictured).

Notre Dame then reached the regional title games in 2003 (vs. host Cal State Fullerton), 2004 (at Eck Stadium, vs. Arizona) and 2005 (vs. host Florida), with Sollmann adding two more all-regional performances to his impressive career resume.



Notre Dame's impressive showing at the 2000 NCAA Starkville Regional vaulted the Irish into the landmark 2001 and '02 seasons. The 2000 Regional performance included (pictured) an elimination-game rally to beat Tulane (after riding out a tornado delay, with the game ending at 12:53 a.m.); the spirited leadership of centerfielder Steve Stanley, one of several ND players who became favorites of the famous "Leftfield Lounge" fan section; and Danny Tamayo pitching a three-hit shutout versus host Mississippi State (forcing a winner-take-all game, with the Bulldogs winning 10-9 on a ninth-inning home run).

Notre Dame Baseball Career NCAA Tournament Stat Leaders (since 1989; minimum 22 ABs)

Player	Years	GP/GS	AB	R	H	RBI	BB	K	2B/3B/HR	SB/SBA	AVG
Matt Haas	1992-94	11/9	37	6	19	15	3	5	1/0/1	0-0	.514
Steve Sollmann	2001-04	22/22	93	23	43	18	8	7	2/3/1	9-11	.462
Kris Billmaier	2000-03	23/23	87	10	39	20	9	13	8/1/0	0-1	.448
Steve Stanley	1999-2002	22/22	93	27	40	10	9	6	3/2/0	6-8	.430
Edwin Hartwell	1992-93	9/7	22	6	9	5	8	3	1/1/0	0-2	.409
Brian Stavisky	2000-02	19/19	83	23	32	30	6	13	5/0/7	2-3	.386
Alec Porzel	1999-2001	13/13	59	12	22	15	5	8	6/0/1	3-3	.373
Paul O'Toole	1999-02	22/22	84	19	31	17	11	9	5/1/6	2-3	.369
Steve Andres	2003-06	13/9	42	6	15	5	5	5	4/0/1	0-0	.357
Brett Lilley (4 HBP)	2005-06	6/6	23	3	7	4	0	4	1/0/0	0-0	.304
Andrew Bushey	1999-2002	22/22	86	9	25	13	8	6	3/0/1	1-2	.291
Eric Danapilis	1992-93	9/9	31	6	9	7	5	3	2/0/0	1-2	.290
Matt Nussbaum	1999-2000	8/8	31	3	9	4	2	4	1/0/0	0-0	.290
Javi Sanchez	2002-04	17/17	63	9	18	10	5	6	1/0/1	1-2	.286
Jeff Felker	1999-2000	8/8	33	5	9	6	1	6	3/0/1	0-0	.273
Rowan Richards	1993-94, '96	9/5	22	3	6	2	2	5	2/0/1	0-0	.273
Joe Thaman	2001-04	18/18	63	13	17	5	7	7	3/1/0	0-0	.270
Craig Counsell	1989, '92	7/7	26	3	7	2	6	7	0/0/0	0-0	.269
Greg Layson	1992-94	13/13	56	10	15	1	4	7	0/0/0	1-1	.268
Paul Failla	1992-94	13/13	48	9	12	4	7	8	2/0/0	3-3	.250
Matt Edwards	2003-04	12/12	44	5	11	8	6	16	2/1/2	0-0	.250
Matt Macri	2003-04	8/8	32	6	8	5	2	7	0/0/0	0-0	.250
Ryan Topham	1993-94	9/9	28	6	7	2	10	10	1/0/0	1-1	.250
Matt Bransfield	2003-06	11/9	28	3	7	3	4	8	2/0/0	0-0	.250

Top One-Year NCAA Players

Dan Bautch (1992; 6-for-13/.462, 4 GS, 2 R, RBI, BB, 2 Ks, 2B, 4-4 SB)

Chris Michalak (1993; 5-for-12/.417, 3 GS, R, 2 RBI, 3 Ks, 2B)

Randall Brooks (1996; 4-for-12/.333, 3 GS, 2 R, BB, 4 Ks, 2 2B, 1-1 SB)

Notre Dame's NCAA Tournament All-Regional Team Selections (since 1992)

1992 – Atlantic Regional (at Miami)	1996 – South I Regional (at Alabama)	2001 – South Bend Regional (at Notre Dame)	2002 College World Series All-Tournament Team	2005 – Gainesville Regional (at Florida)
Joe Binkiewicz (Sr., 1B)	George Restovich (Sr., 1B)	Andrew Bushey (Jr., 3B)	Steve Stanley (Sr., CF)	Dan Kapala (So., RHP)
Craig Counsell (Sr., SS)	Rowan Richards (Sr., LF)	Peter Ogilvie (So., RHP)	2003 – Fullerton Regional (at Cal State Fullerton)	Brett Lilley (Fr., 3B)
Eric Danapilis (Jr., OF)	1999 – South Bend Regional (at Notre Dame)	Alec Porzel (Sr., SS)	Kris Billmaier (Sr., CF)	2006 – Lexington Regional (at Kentucky)
Alan Walania (Jr., RHP)	Aaron Heilman (So., RHP)	Steve Stanley (Jr., CF)	Javi Sanchez (Jr., C)	Craig Cooper (Sr., 1B)
1993 – East Regional (at Florida State)	Paul O'Toole (Fr., C)	Brian Stavisky (So., RF)	Steve Sollmann (Jr., 2B)	Alex Netthey (Sr., CF)
Matt Haas (Jr., 3B)	Alec Porzel (So., SS)	2002 – South Bend Regional (at Notre Dame)	Joe Thaman (Jr., 1B)	
Edwin Hartwell (Sr., OF)	2000 – Starkville Regional (at Mississippi State)	MVP – Steve Sollmann (So., 2B)	2004 – South Bend Regional (at Notre Dame)	
Chris Michalak (Sr., 1B/LHP)	Kris Billmaier (Fr., LF)	Kris Billmaier (Jr., LF)	Steve Andres (So., LF)	
1994 – East Regional (at Clemson)	Jeff Felker (Sr., 1B)	Grant Johnson (Fr., RHP)	Matt Edwards (Jr., 1B)	
Paul Failla (Jr., SS)	Paul O'Toole (So., C)	Paul O'Toole (Sr., C)	Steve Sollmann (Sr., 2B)	
Matt Haas (Sr., 1B)	Alec Porzel (Jr., SS)	Steve Stanley (Sr., CF)	Tom Thornton (So., LHP)	
Robbie Kent (So., 3B)	Danny Tamayo (Jr., RHP)	Brian Stavisky (Jr., LF)		



Craig Counsell



Matt Haas



Chris Michalak



Alec Porzel



All-Americans

The Notre Dame baseball program has seen 19 of its players named to official All-America teams a total of 24 times – including 12 players who have combined for 16 All-America seasons since 1995.

The 2004 season saw third baseman Matt Macri and closer Ryan Doherty each receive All-America honors, as Notre Dame was one of only four schools in the nation with a full-time position player and pitcher on the 2004 All-America team named by the College Baseball Writers. Macri was one of only seven position players named a first- or second-team All-American by *Baseball America*, *USA Today* and *Collegiate Baseball* magazine in 2004.

Pitching ace Aaron Heilman (a rare four-time All-American) and centerfielder Steve Stanley were consensus first-team All-Americans in consecutive seasons (Heilman '01, Stanley '02) and each was a finalist for various national player-of-the-year awards as seniors.

The 18 Notre Dame baseball players who have earned All-America honors break down as follows:

- By position: catchers Elmer Kohorst and Walt Osgood, first baseman Craig Cooper, second basemen Dick Selcer and Steve Sollmann, shortstop Rich Gonski, third basemen Brant Ust and Macri, five outfielders (Dan Peltier, Eric Danapilis, Ryan Topham, A.J. Pollock and Stanley), four starting pitchers (Nick Palihnich, Heilman, Chris Niesel and Jeff Manship) and relievers J.P. Gagne and Doherty.

- The 19 have combined for 24 All-America seasons (four by Heilman, two each by Kohorst and Stanley)

- By class year: nine seniors (Kohorst, Selcer, Osgood, Gonski, Danapilis, Heilman, Stanley, Gagne and Cooper), 10 juniors (Kohorst, Palihnich, Peltier, Topham, Heilman, Stanley, Sollmann, Macri, Manship and Pollock), four sophomores (Ust, Heilman, Niesel, Doherty) and one freshman (Heilman).

- By association/publication: 16 from the ABCA (since '54), 13 from NCBWA (since '81), 10 from *Collegiate Baseball* (since '91), eight from *Baseball America* (since '81), five from *USA Today* (since 2000) and one from *All Pinst! Baseball* (since '07).



Elmer Kohorst ('56, '57) Dick Selcer ('59) Nick Palihnich ('60) Walt Osgood ('62)




Rich Gonski ('64) Dan Peltier ('89) Eric Danapilis ('93) Ryan Topham ('95)



Aaron Heilman ('98-'01) Brant Ust ('98) Steve Stanley ('01, '02) Chris Niesel ('03)



Steve Sollmann ('03) J.P. Gagne ('03) Matt Macri ('04) Ryan Doherty ('04)



Craig Cooper ('06) Jeff Manship ('06) A.J. Pollock ('09)

All-America Designations – ABCA (*American Baseball Coaches Association*; since 1954) ... BA – *Baseball America* (since 1981) ... CB – *Collegiate Baseball* magazine (since 1991) ... NCBWA – *National College Baseball Writers Association* (since '81) ... USA – *USA Today Sports Weekly* (2000-05)

stars indicate career numbers

NOTRE DAME



ABCA, BA All-American
First-team selection (1956, 1957)

ELMER KOHORST

Catcher • Albany, Minnesota

.323, 254 AB, 3 HR, 16 2B, 49 RBI

ABCA First Team All-American (1956, '57) Team Co-Captain of 1957 CWS Team

Leader of 1957 College World Series team, noted for his strong arm and expert handling of the Irish pitching staff ... also had solid offensive ability and good size (6-2, 190) for the catcher's position ... as a junior, he led the 1956 team in batting (.342) and RBI (22).

NOTRE DAME



ABCA All-American
Third-team selection (1959)

DICK SELCER


Second Baseman • Cincinnati, Ohio

.335, 179 AB, 3 HR, 44 RBI

ABCA Third Team All-American (1959)

Led 1958 team with 30 RBI, one season after the Irish went to the College World Series ... also legged out six triples in that 1958 season, setting the Notre Dame record for triples in a season (now tied for ninth) ... his All-America season in 1959 included a team-best .352 batting average ... joined centerfielder Gene Duffy as 1959 team co-captains.

NOTRE DAME



ABCA All-American
Third-team selection (1960)

NICK PALIHNICH

Pitcher • West Orange, New Jersey

2.36 ERA, 12-4, 148.2 IP, 115 K

American Baseball Coaches Association Third Team All-American (1960)

Lanky righthander (6-1, 180) still ranks second all-time in career ERA (2.36) ... posted 1.25 ERA (3rd-best in ND history) as sophomore in 1959 (with 1.67 BB/9 IP and a 4.0 K-to-BB ratio) before All-America honors in 1960 (3.08, 6-2 record, 55 Ks/13 BB).

NOTRE DAME



ABCA, BA All-American
Second-team selection (1962)

WALT OSGOOD

Catcher • Compton, California

.279, 197 AB, 4 HR, 9 2B, 34 RBI

ABCA and Baseball America Second Team All-American (1962)

California native who remains one of the top catchers in the Notre Dame baseball program's history ... bounced back from junior-year slump for an All-America season as a senior in 1964, when he batted .343 with 13 RBI in 17 games played.

NOTRE DAME



ABCA, All-American
Second-Team Selection (1964)

RICH GONSKI

Shortstop • Chicago, Illinois
.353, 320 AB, 12 HR, 17 2B, 57 RBI

American Baseball Coaches Association Second Team All-American (1964)

Quick-thinking shortstop who swung a heavy bat, hitting .379 in his All-America senior season – with his .707 slugging pct. (now 10th in ND record book) including a then-school record 10 home runs in that 1965 season (no other Notre Dame player hit more than 7 HRs in a season until 1984).

NOTRE DAME



ABCA, BA All-American
First-Team Selection (1989)

DAN PELTIER

Outfielder • Clifton Park, New York
.406, 28 HR, 60 2B, 202 RBI, .659 slug

ABCA, BA, NCBA First Team All-American (1989) Two-Time Academic All-American (1988, '89)

Rare All-America/Academic All-America double honoree who still holds ND record for career batting avg. (.406), 2nd with .659 slugging pct., 2nd with 484 on-base pct. and 3rd with 202 RBI (despite playing only three seasons) ... his 1989 season included ND records for slugging (.783), RBI (93), 2B (32), plus .446 batting (.2nd), .513 OB (6th), 15 HR (t-7th).

Best of the Best?

All-America centerfielders **Dan Peltier** ('89), **Eric Danapilis** ('93) and **Steve Stanley** ('02) have combined for three of the best all-around offensive seasons in Notre Dame history, with All-America first baseman **Craig Cooper** (a converted outfielder) fashioning his own impressive all-around season in 2006.

Peltier (pictured at left) ultimately rose above all the rest as owner of the program's most dominant offensive season (1989), with the potent 3-hole hitter still holding Notre Dame season records for slugging pct. (.783), "OPS" (1.296 combined on-base pct. plus slugging), RBI (93) and doubles (32, led nation in '89), in addition to a then-record .446 season batting average (now 2nd), 15 home runs (t-7th), five triples and only 17 strikeouts (he reached base in 64 of 68 games). Since 1962, Peltier remains one of three players to lead the Irish in batting average, home runs and RBI in the same season.

Danapilis (pictured below) did his damage as the 1993 cleanup batter, compiling a 1.248 OPS that ranks behind only Peltier. Danapilis, his classmate Edwin Hartwell and Peltier remain the only Irish players ever to post a slugging percentage above .700 and on-base pct. above .500 in the same season (Danapilis had .726 slugging in '93, still 5th in the ND record book). His other 1993 stats included a .438 season batting avg. (4th), a .522 on-base pct. (t-3rd), 96 hits (6th), 85 RBI (2nd), 24 doubles (t-3rd), 13 home runs (t-14th) and 13 stolen bases.

Stanley's stellar leadoff season in 2002 included a .506 on-base pct. (t-9th in ND history), 76 runs (t-5th) and 32 stolen bases (5th). The 5-9 speedster's 119 hits edged Peltier's record (115) while his .439 batting average stands third all-time among Irish players.

Danapilis also racked up a huge number of total bases in 1993 (159, with Stanley totaling 147 in '02) – but both of those marks are well shy of yet another seemingly untouchable Peltier record (202 total bases).

Cooper's impressive season as the 2006 leadoff batter included a 1.176 OPS (7th in ND history, best since '93), .425 batting (6th) and reaching base in 55 of 57 games, plus a 21-game hit streak (tying then ND record), a .522 on-base pct. (tying Danapilis for 3rd), a nation-leading and ND-record 79 runs scored, nine home runs, 19 doubles, 38 walks, 10 HBP's, nine stolen bases and only 10 K's.

NOTRE DAME



Consensus All-American
First-Team Selection (1993)

ERIC DANAPILIS

Outfielder • St. Joseph, Michigan
.405, 29 HR, 61 2B, 221 RBI, .559 OB

Consensus first team All-American (1993) All-Tournament – 1992 NCAA Atlantic Regional

Dominant four-year player who still holds ND career records for RBI (221) and on-base pct. (.494), 2nd in batting (.405) and doubles (61), 3rd in slugging (.643), 4th in hits (295), 6th in walks (131) ... '93 season included .438 batting (4th in ND history), 85 RBI (2nd), .726 slugging (5th), .522 OB (t-3rd), 24 2B (t-3rd) ... set ND record for OB in '91 (.531).

NOTRE DAME



ABCA All-American
Third-Team Selection (1995)

RYAN TOPHAM

Outfielder • Portage, Michigan
.320, 34 HR, 39 2B, 165 RBI, 149 BB

American Baseball Coaches Association Third Team All-American (1995)

Earned All-America honors as a junior with 1995 season that included .335 batting, 79 RBI (t-4th in ND history) .733 slugging pct. (3rd), 18 HR (t-2nd), 53 3B, 18 2B, .506 on-base (t-9th) and 35 BB ... still holds ND record for walks in a season (63, in '94) ... 4th in ND career on-base pct. (.470), 6th in slugging (.627), t-6th in home runs (34), 2nd in walks (149).

NOTRE DAME



ABCA, BA All-American
Third-Team Selection 1998

BRANT UST

Third Baseman • Redmond, Washington
.368, 46 HR, 51 2B, 170 RBI, .676 slug

ABCA, BA Third Team All-American (1998) USA National Team Member (1998) BIG EAST Player of the Year (1998)

Potent offensive player who served as 2B, SS and 3B in three-year career ... his All-America junior season included .373 batting avg., 18 home runs (t-2nd ND history), 58 RBI, 20 doubles and 11 stolen bases ... holds ND record for career slugging pct. (.676), plus 2nd in home runs (46).

NOTRE DAME



ABCA, BA All-American
Third-Team Selection 1998

AARON HEILMAN

Pitcher • Logansport, Indiana

2.49 ERA, 43-7, 12 SV, 393.2 IP, 425 K

Major All-America Awards

- Collegiate Baseball (3rd tm '98, '99; 1st tm '00, '01)
- ABCA (3rd team '99; 2nd team '00; 1st team '01)
- USA Today (2nd team '00; 1st team '01)
- NCBWA (3rd team '00; 1st team '01)
- Baseball America (1st team '01)
- National Player of the Year finalist ('01)
- BIG EAST Pitcher of the Year ('00, '01)
- Team USA National Team member ('99)
- 14th Division I player with 40 wins, 400 Ks
- Led nation in ERA as a freshman (1.61, '98)
- Set ND career records for wins, innings and Ks; set ND season records for Ks (118, twice), wins (15) and complete games (12, both in '01)
- Set BIG EAST records for wins (23-4), Ks (199) and complete games (18); tied single-game K record (18)



Aaron Heilman ... a Rare Four-Year All-American

Completed college career (1998-2001) as one of the most accomplished student-athletes in Notre Dame history, becoming Notre Dame's 14th four-year All-American (in any sport) and 14th Division I player to compile 40-plus wins and 400-plus Ks in his career ... led nation in ERA as a freshman in 1998 (1.61) before serving as one of top pitchers on the U.S. National Team in the summer of 1999 ... finalist for several 2001 national player-of-the-year awards while posting four Notre Dame career records (43 wins, 425 Ks, 393.2 innings, six double-digit K games) and five season records (15 wins, 118 Ks, 12 complete games, 15-0 season start) ... set BIG EAST Conference records for career BIG EAST wins (23-4), Ks in BIG EAST play (199) and complete games in a BIG EAST season (8) and career (18) ... while tying the record for Ks in a BIG EAST game (18, 10-inning win at West Virginia in '01) ... his 2.49 career ERA ranks tied for third in the Irish record book (second among pitchers with 70-plus career IP) and is the best since 1961 (min. 70 IP) ... his many other noteworthy feats include the third-best career K-to-walk ratio in the ND record book (3.66), winning 25 of his final 26 decisions, posting a 24-3 career record and 2.14 ERA in games away from home, and averaging 33 innings per home run allowed.

Steve Stanley concluded his career ranked third in D-I history for career hits (385) and second in consecutive starts (256) ... the 5-8, 155-pound speedster also set ND records for runs (256), stolen bases (116), ABs (1,003), games and starts (both 256), ranking 2nd in total bases (461) and sac. bunts (30), 3rd in batting (.384), 7th in walks (126), t-9th in triples (12), 11th in on-base pct. (.449) and 13th in doubles (47) - good for top-10 in 10 of 20 career categories ... he set BIG EAST career records for hits (154), runs (110), games (102) and ABs (399) in BIG EAST regular-season action and was one of four players in the nation to earn consensus first team All-America honors in 2002 ... he was the first repeat winner of BIG EAST player of the year, the second ever to add BIG EAST Tournament MVP honors in the same season ('02), and was dubbed the "Roy Jones of college baseball" (best pound-for-pound), per Baseball America ... one of three ND players to hit .400-plus multiple times: .400 in '01 (102 H, 76 R, 31 SB), .439 (3rd in ND history) in '02 (ND-record 119 H, 77 R, 32 SB, .506 OB).

NOTRE DAME



NCBWA All-American
Third-Team Selection (2003)

J.P. GAGNE

Pitcher • Bloomington, Minnesota

3.90 ERA, 25-16, 21 SV, 298.0 IP, 205 K

NCBWA Third Team All-American (2003)

CoSIDA Third Team Academic All-American (2003)

Joined future big-league players Chris Michalak and Aaron Heilman as only Notre Dame pitchers with 20-plus wins, 10-plus saves ... rare All-America/Academic All-America combo (3.40 GPA, finance) ... set ND records for career appearances (94), season saves (13; now ND), 4th in career saves (19), 8th in IP (298.0), t-9th in wins (25-16) and 11th in Ks (205).

Hitting The Ball ... and the Books

Centerfielder Dan Peltier ('89), second baseman Steve Sollmann ('03) and pitcher J.P. Gagne ('03) are the only Notre Dame baseball players ever to couple All-America and Academic All-America honors in the same season (47 other ND student-athletes have done so, with Peltier and Sollmann two of only 13 to earn the double honor as non-seniors, doing so as juniors).

Peltier ('88/'89 Academic All-American) signed after his junior season and went on to a big-league career - but he returned in the falls of 1990 and '91, graduating with a 3.42 cumulative GPA as an accounting major. He went on to become VP. for financial advising with Merrill Lynch in St. Paul, Minn. Sollmann was a second team Academic All-American in 2003 and earned first team honors in 2004 - becoming the program's fifth repeat Academic All-American. He graduated with a 3.44 GPA as a marketing major, closing with a 4.0 in the 2004 spring term. Sollmann and Gagne (3rd team; 3.40 GPA, finance major) comprise one of six pairs of teammates in Notre Dame athletics history to earn All-America and Academic All-America honors in the same season (others are teammates from the 1966 and 1970 football teams, the 2001 softball team, and the 2003 and '07 track-and-field squads).

NOTRE DAME



Two-Year All-America Selection
Consensus First Team All-American (2002)

STEVE STANLEY

Centerfielder • Upper Arlington, Ohio

.384, 385 H, 2 HR, 47 2B, 116 SB

Consensus First Team All-American (2002)

USA Today Second Team All-American (2001)

Baseball America First Team

All-American (2001)

BIG EAST Player of the Year (2001, '02)

NOTRE DAME



ABCA Second Team All-American,
NCBWA Third Team All-American (2003)

STEVE SOLLMANN

Second Baseman • Cincinnati, Ohio

.360, 302 H, 13 HR, 38 2B, 84 SB

ABCA (Coaches) Second Team All-American (2003)


NCBWA (Writers) Third Team All-American (2003)

Academic All-American

(1st team '04, 2nd team '03)

Prep centerfielder who made great transition to second base with the Irish ... one of 11 non-seniors at Notre Dame ever to combine All-America and Academic All-America honors ... clutch postseason performer, with .462 career batting average in the NCAAs (three-time all-Regional pick).

NOTRE DAME



Collegiate Baseball Second Team,
NCBWA Third Team All-American (2003)

CHRIS NIESEL


Pitcher • Plantation, Florida

3.21 ERA, 21-4, 2 SV, 272.2 IP, 233 K

Collegiate Baseball Second Team All-American
(03) NCBWA (Writers)
Third Team All-American (04)

Classic bulldog and staff ace whose 4.09 career strikeout-to-walk ratio remains a Notre Dame record ... career postseason stats included a 1.65 ERA in eight appearances (33 K, 14 BB) ... his All-America sophomore season in 2003 (BIG EAST pitcher of the year) featured a 2.65 ERA, 9-1 record, 87 strikeouts and only 19 walks.

NOTRE DAME



BA, USA Today, NCBWA Second Team,
CB Third Team All-American (2004)

MATT MACRI

Third Baseman • Clive, Iowa

.316, 14 HR, 104 RBI, 33 2B, 19 SB

BA, USA Today, NCBWA Second Team All-American; Collegiate Baseball Third Team All-American (2004)

Overcame 2002 elbow injury, starting at shortstop in '03 and third base in '04 ... ranked 1st or 2nd on '04 team in 17 categories, including batting (.367), HR (14), RBI (56), runs (76; t-5th ND history), SBs (12), 3Bs (7), TBs (158; 3rd ND history), slugging (.667), 2Bs (15) ... 3rd ND player with 80-plus hits (87), 40-plus walks (40) in same season.

NOTRE DAME



ABCA Second Team All-American,
NCBWA Second Team All-American (2004)

RYAN DOHERTY

Pitcher • Toms River, New Jersey

2.84 ERA, 8-4, 20 SV, 98.1 IP, 134 K

ABCA, NCBWA Second Team All-American (2004)

His All-America 2004 season included 12 saves (8th in nation), 2.38 ERA, 5-1 record, 46 Ks, 11 BB, 19 hits (.160 opp. batting), 34 IP and 1-of-17 inherited runners scored ... 7-foot-1, 235-pounder who allowed only 6.22 hits per 9 IP in career (2nd in ND record book), now ranks 10th in ND career ERA (2.84) and 2nd in Ks/9 IP (12.17).

NOTRE DAME



BA and CB Second Team All-American
NCBWA Third Team All-American (2006)

CRAIG COOPER

First Baseman • Plainview, New York

.361, 26 HR, 162 RBI, 191 R, 52 2B, 45 SB

Baseball America and CB
Second Team All-American
NCBWA Third Team All-American (2006)

All-America '06 season included reaching base in 55 of 57 GP and 21-game hit streak (then ND record, now 2nd) ... BIG EAST all-time leader with .344 career batting in league games ... led nation with ND-record 79 runs scored, 6th nationally with .425 batting and posted .522 on-base pct. (t-3rd in ND history) ... 7th-best career OB in ND record book (.461).

NOTRE DAME



Collegiate Baseball All-American
Third Team Selection (2006)

JEFF MANSHIP

Pitcher • San Antonio, Texas

3.39 ERA, 11-3, 116.2 IP, 131 K

Collegiate Baseball Third Team
All-American (2006)

Joined teammate Craig Cooper in sweeping the 2006 BIG EAST pitcher- and player-of-the-year awards ... his career strikeout rate (10.11 Ks per 9.0 innings) ranks 4th in Notre Dame history (2nd-best in 40 years) ... his All-America season in 2006 included 111 Ks (t-3rd in ND history), a 3.26 ERA and 9-2 record ... returned from elbow surgery that sidelined him for freshman season in 2004.

NOTRE DAME



Ping! Baseball All-American
Third Team Selection (2009)

A.J. POLLOCK

Centerfielder • Hebron, Connecticut

.363, 17 HR, 41, 2B, 103B, 122 RBI, 60 SB

Ping! Baseball Third Team All-American (2009)

Only Irish player to ever hit 10 homers and steal 20 bases in the same season ... Notre Dame's first back-to-back MVP since Aaron Heilman (2000, 2001) ... all-BIG EAST first team in 2008 and 2009 ... led squad in 11 different offensive categories ... did not commit an error in 159 fielding chances ... committed just one error over his final 104 games ... second player in school history to lead Irish in hitting three straight years.



This 1999 meeting on the mound included consecutive Freshman All-Americans (from left): Aaron Heilman ('98), Brant Ust ('97) and Paul O'Toole ('99).

All-Americans

American Baseball Coaches (since 1954)

1956	Elmer Kohorst, Jr., C (1st team)
1957	Elmer Kohorst, Sr., C (1st team)
1959	Dick Selcer, Sr., 2B (3rd team)
1960	Nick Palihnich, Jr., RHP (3rd team)
1962	Walt Osgood, Sr., C (2nd team)
1964	Rich Gonski, Sr., SS (2nd team)
1989	Dan Peltier, Jr., OF (1st team)
1993	Eric Danapilis, Sr., OF (1st team)
1995	Ryan Topham, Jr., OF (3rd team)
1998	Brant Ust, So., 3B (3rd team)
1999	Aaron Heilman, So., RHP (3rd team)
2000	Aaron Heilman, Jr., RHP (2nd team)
2001	Aaron Heilman, Sr., RHP (1st team)
2002	Steve Stanley, Sr., CF (1st team)
2003	Steve Sollmann, Jr., 2B (2nd team)
2004	Ryan Doherty, So., RHP (2nd team)

Baseball America (since 1981)

1989	Dan Peltier, Jr., OF (1st team)
1993	Eric Danapilis, Sr., OF (1st team)
1998	Brant Ust, So., 3B (3rd team)
2001	Aaron Heilman, Sr., RHP (1st team)
	Steve Stanley, Jr., CF (3rd team)
2002	Steve Stanley, Sr., CF (1st team)
2004	Matt Macri, Jr., 3B (2nd team)
2006	Craig Cooper, Sr., 1B (2nd team)

Collegiate Baseball Writers (since 1981)

1989	Dan Peltier, Jr., OF (1st team)
1993	Eric Danapilis, Sr., OF (1st team)
1998	Brant Ust, So., 3B (3rd team)
2000	Aaron Heilman, Jr., RHP (3rd team)
2001	Aaron Heilman, Sr., RHP (1st team)
	(also NCBWA District V player of the Year)
2002	Steve Stanley, Sr., CF (1st team)
2003	J.P. Gagne, Sr., RHP (3rd team)
	Chris Niesel, So., RHP (3rd team)
	Steve Sollmann, Jr., 2B (3rd team)
2004	Matt Macri, Jr., 3B (2nd team)
	Ryan Doherty, So., RHP (2nd team)
2006	Craig Cooper, Sr., 1B (3rd team)

Collegiate Baseball Magazine (since 1991)

1993	Eric Danapilis, Sr., OF (1st team)
1998	Aaron Heilman, Jr., RHP (3rd team)
1999	Aaron Heilman, So., RHP (3rd team)
2000	Aaron Heilman, Jr., RHP (1st team)
2001	Aaron Heilman, Sr., RHP (1st team)
2002	Steve Stanley, Sr., CF (1st team)
2003	Chris Niesel, So., RHP (2nd team)
2004	Matt Macri, Jr., 3B (3rd team)
2006	Craig Cooper, Sr., 1B (2nd team)
	Jeff Manship, Jr., RHP (3rd team)

USA Today (2000-05)

2000	Aaron Heilman, Jr., RHP (2nd team)
2001	Aaron Heilman, Sr., RHP (1st team)
	Steve Stanley, Jr., CF (2nd team)
2002	Steve Stanley, Sr., CF (1st team)
2004	Matt Macri, Jr., 3B (2nd team)

Ping! Baseball (since 2007)

2009	A.J. Pollock, Jr., OF (3rd team)
------	----------------------------------

USA National Team Members

1964	Shaun Fitzmaurice, OF (Olympic team)
1998	Brant Ust, 3B, So. (World Jr. Champ.)
1999	Aaron Heilman, RHP, So. (World Junior Championship team)
2002	Grant Johnson, RHP, Fr. (World Junior Championship team)

CoSIDA Academic All-Americans

1977	Tim Pollock, Sr., C (1st)
1980	Dave Bartish, Sr., IF (1st)
1981	Rick Chryst, So., OF (3rd)
	Henry Valenzuela, Sr., 1B (3rd)
1984	James Dee, Sr., 3B (1st)
	Mark Clementz, Sr., LHP (2nd)
1985	Rick Vanthourmont, Jr., 3B (2nd)
	John Loughran, So., OF (3rd)
1986	John Loughran, Jr., OF (1st)
	Rick Vanthourmont, Sr., 3B (2nd)
1987	John Loughran, Sr., OF (2nd)
1988	Dan Peltier, So., OF (3rd)
1989	Dan Peltier, Jr., OF (2nd)
	Erik Madsen, Sr., RHP (3rd)
1991	Joe Binkiewicz, Jr., 1B (3rd)
1992	Joe Binkiewicz, Sr., 1B (1st)
	Cory Mee, Sr., IF (1st)
2000	Jeff Perconte, Sr., 2B (1st)
	Mike Naumann, Jr., LHP (3rd)
2001	Mike Naumann, Sr., LHP (1st)
	Brian Stavisky, So., OF (3rd)
2002	Andrew Bushey, Sr., 3B (2nd)
	Brian Stavisky, Jr., OF (3rd)
2003	Steve Sollmann, Jr., 2B (2nd)
	J.P. Gagne, Sr., RHP (3rd)
2004	Steve Sollmann, Sr., 3B (1st)
2006	Greg Lopez, Sr., SS (3rd)
2007	Brett Lilley, Jr., SS (1st)
2008	Brett Lilley, Sr., SS (1st)

National Freshman of the Year

1998	Aaron Heilman (Collegiate Baseball)
------	-------------------------------------

Freshman All-Americans

1990	David Sinnes, RHP (1st-BA)
	Pat Leahy, RHP (1st-CB)
1991	Greg Layson, 2B (1st-BA)
1992	Paul Failla, OF (2nd-BA)
1993	Ryan Topham, OF (HM-CB)
1994	Dennis Twombly, C (1st-CB)
	Larry Mohs, RHP (HM-CB)
	Scott Sollmann, OF (HM-CB)
1996	Alex Shilliday, RHP (HM-CB)
1997	Brant Ust, IF (3rd-BA, ABCA)
1998	Aaron Heilman, RHP (1st-BA, CB)
1999	Paul O'Toole, C (1st-CB)
	Steve Stanley, CF (HM-CB)
2000	Brian Stavisky, RF (1st-BA, CB)
2001	Steve Sollmann, 2B (1st-BA, CB, USA)
2002	Grant Johnson, RHP (1st-CB, 2nd-BA)
2004	Jeff Samardzija, RHP (1st-CB)
2005	Brett Lilley, 3B (1st-CB)
2006	Kyle Weiland, RHP (1st-BA, CB)
2007	A.J. Pollock, 3B (CB)

2009 Ryan Richter, LHP (HM-CB)

2011 Trey Mancini, 1B (1st-CB)

Key: BA — Baseball America,
CB — Collegiate Baseball, USA — USA Today

ABCA All-Mideast Region

1988	Dan Peltier, Jr., OF (1st)
	Pat Pesavento, Jr., SS (2nd)
1991	Eric Danapilis, So., OF (2nd)
	Alan Waliania, So., RHP (2nd)
1994	Tom Price, Sr., LHP (3rd)
	Robbie Kent, So., IF (3rd)
	Matt Haas, Sr., 3B (HM)
1995	Ryan Topham, Jr., OF (1st)
1997	Mike Amrhein, Sr., C (1st)
1998	Aaron Heilman, Fr., RHP (1st)
	Brant Ust, So., 3B (1st)
1999	Aaron Heilman, So., RHP (1st)
2000	Aaron Heilman, Jr., RHP (1st)
2001	Aaron Heilman, Sr., RHP (1st)
	Steve Stanley, Jr., CF (2nd)
	Danny Tamayo, Sr., RHP (2nd)
2002	Steve Stanley, Sr., CF (1st)
2003	J.P. Gagne, Sr., RHP (1st)

	Steve Sollmann, So., 2B (1st)
	Matt Edwards, So., 3B/1B (2nd)
2004	Ryan Doherty, So., RHP (1st)
	Grant Johnson, Jr., RHP (2nd)
	Matt Macri, Jr., 3B (2nd)
	Steve Sollmann, Sr., 2B (2nd)
2005	Matt Edwards, Sr., 1B (1st)
2006	Craig Cooper, Sr., 1B (2nd)
2009	Jeremy Barnes, Sr., SS (1st)
	A.J. Pollock, Jr., OF (2nd)

ABCA Mideast Region Coach of the Year

2001	Paul Mainieri
2002	Paul Mainieri

Rawlings NCAA Division I Gold Gloves

2009	A.J. Pollock, Jr., OF
------	-----------------------

BIG EAST Team Academic Excellence Award

2010	3.117 GPA
------	-----------

BIG EAST Player of the Year

1998	Brant Ust, So., 3B
2001	Steve Stanley, Jr., CF
2002	Steve Stanley, Sr., CF
2006	Craig Cooper, Sr., 1B

BIG EAST Pitcher of the Year

1998	Brad Lidge, Jr., RHP
2000	Aaron Heilman, Jr., RHP
2001	Aaron Heilman, Sr., RHP
2003	Chris Niesel, So., RHP
2006	Jeff Manship, Jr., RHP

BIG EAST Rookie of the Year

1996	Jeff Wagner, DH
1997	Brant Ust, IF
2001	Steve Sollmann, 2B
2005	Brett Lilley, 3B

2011 Trey Mancini, 1B

BIG EAST Coach of the Year

2001	Paul Mainieri
------	---------------

BIG EAST Tournament MVP


2002	Steve Stanley, Sr., CF
2003	Javi Sanchez, Jr., C
2004	Matt Macri, Jr., 3B
2005	Matt Edwards, Sr., 1B
2006	Wade Korpi, So., LHP

BIG EAST Postgraduate Scholarship

2001	Mike Naumann, Sr., LHP
2003	J.P. Gagne, Sr., RHP
2008	Brett Lilley, Sr., SS

BIG EAST All-Rookie Team (1996-2000)

1997	Jeff Felker, 1B
1997	Brant Ust, IF
1998	Aaron Heilman, RHP
1998	Alec Porzel, LF
1999	Paul O'Toole, C
1999	Steve Stanley, CF
2000	J.P. Gagne, RHP
2000	Brian Stavisky, RF



Grant Johnson pitched for the 2002 United States National Team that competed at an international tournament in Holland and the World Championship in Italy.

All-BIG EAST Conference

1996	Randall Brooks, Jr., 2B (1st) Scott Sollmann, Jr., CF (1st) Jeff Wagner, Fr., DH (1st) Darin Schmalz, Jr., RHP (2nd)
1997	Randall Brooks, Sr., CF (1st) Brant Ust, Fr., 2B (1st) Jeff Wagner, So., DH (1st) Mike Amrhein, Sr., C (2nd) Darin Schmalz, Sr., RHP (2nd)
1998	J.J. Brock, Sr., SS (1st) Brad Lidge, Jr., RHP (1st) Brant Ust, So., 3B (1st) Jeff Wagner, Jr., DH (1st) Aaron Heilman, Fr., RHP (2nd) Alex Shilliday, Jr., RHP (2nd)
1999	Aaron Heilman, So., RHP (1st) Brant Ust, Jr., SS (1st) Jeff Wagner, Sr., DH (1st) Steve Stanley, Fr., CF (2nd)
2000	Aaron Heilman, Jr., RHP (1st) Alec Porzel, Jr., SS (2nd) Brian Stavisky, Fr., RF (2nd)
2001	Andrew Bushey, Jr., 3B (1st) Aaron Heilman, Sr., RHP (1st) Steve Sollmann, Fr., 2B (1st) Steve Stanley, Jr., CF (1st) Danny Tamayo, Sr., RHP (1st) Paul O'Toole, Jr., C (2nd) Alec Porzel, Sr., SS (2nd) Brian Stavisky, So., RF (2nd) Matt Bok, Jr., DH (3rd) J.P. Gagne, So., RHP (3rd)
2002	Steve Stanley, Sr., CF (1st) Paul O'Toole, Sr., C (2nd) Steve Sollmann, So., 2B (2nd) Brian Stavisky, Jr., LF (2nd) Andrew Bushey, Sr., 3B (3rd) Matt Bok, Sr., DH (3rd)
2003	Matt Edwards, So., 1B/3B (1st) Chris Niesel, So., RHP (1st) Ryan Kalita, Sr., RHP (2nd) Steve Sollmann, Jr., 2B (2nd) Kris Billmaier, Sr., CF (3rd) J.P. Gagne, Sr., RHP (3rd)
2004	Grant Johnson, Jr., RHP (1st) Matt Macri, Jr., 3B (1st) Steve Sollmann, Sr., 2B (1st) Craig Cooper, So., OF (2nd) Ryan Doherty, So., RHP (2nd) Chris Niesel, Jr., RHP (2nd) Greg Lopez, So., SS (3rd) Javi Sanchez, Sr., C (3rd)
2005	Matt Edwards, Sr., 1B (1st) Tom Thornton, Jr., LHP (2nd) Brett Lilley, Fr., 3B (3rd) Craig Cooper, Jr., OF (3rd)
2006	Craig Cooper, Sr., 1B (1st) Jeff Manship, Jr., RHP (1st) Jeff Samardzija, Jr., RHP (1st) Jeremy Barnes, Fr., DH (2nd) Danny Dressman, Jr., OF (2nd) Brett Lilley, So., 3B (2nd) Greg Lopez, Sr., SS (2nd) Kyle Weiland, Fr., RHP (2nd) Matt Bransfield, Sr., LF (3rd)
2007	David Phelps, So., RHP (1st) Brett Lilley, Jr., SS (2nd)
2008	A.J. Pollock, Fr., 3B (2nd) David Mills, So., DH (1st) A.J. Pollock, So., OF (1st) Wade Korpi, Sr., LHP (2nd) Eric Maust, So., RHP (2nd) David Phelps, Jr., RHP (3rd)
2009	A.J. Pollock, Jr., OF (1st) Jeremy Barnes, Sr., SS (2nd) Cole Johnson, So., RHP (2nd)
2011	Trey Mancini, Fr., 1B (3rd) Brian Dupra, Sr., RHP (3rd)

All-BIG EAST Tournament Team

2009	Will Hudgins, Fr., RHP
2011	Cole Johnson, Sr., RHP

Midwestern Collegiate Conference

Player of the Year

1989	Dan Peltier, Jr., OF
1993	Eric Danapilis, Sr., OF
1994	Tom Price, Sr., LHP

MCC Tournament MVP

1989	Dan Peltier, Jr., OF
1991	Frank Jacobs, Sr., OF/DH
1992	Chris Michalak, Jr., LHP
1993	Eric Danapilis, Sr., OF
1994	Tom Price, Sr., LHP

MCC Newcomer of the Year

1990	David Sinnes, RHP
1992	Paul Failla, SS
1994	Scott Sollmann, OF
1995	Christian Parker, RHP

MCC Coach of the Year

1989	Pat Murphy
1990	Pat Murphy
1992	Pat Murphy

All-MCC Honors

1983	Rick Chryst, Sr., OF (1st)
1984	Mike Metzler, Sr., 1B (1st)
1985	Mike Trudeau, Sr., OF (1st) Rick Vanthourmont, Jr., 3B (1st) Kevin Chenail, Fr., RHP (2nd) John Loughran, Jr., OF (2nd) Tommy Shields, So., SS (2nd)
1986	Tommy Shields, Sr., SS (1st) John Loughran, Jr., OF (2nd)
1988	Tim Hutson, Sr., 1B (1st) Dan Peltier, So., OF (1st) Pat Pesavento, Jr., SS (1st) Steve Skupien, Sr., OF (2nd)
1989	Ed Lund, Jr., C (1st) Dan Peltier, Jr., OF (1st) Pat Pesavento, Sr., SS (1st) Brian Piotrowicz, Jr., RHP (1st) Erik Madsen, Sr., RHP (2nd) James Sass, Sr., OF (2nd)
1990	Ed Lund, Sr., C (1st) David Sinnes, Fr., RHP (1st) Joe Binkiewicz, So., 1B (2nd) Mike Coss, Jr., SS (2nd) Craig Counsell, So., 3B (2nd) Eric Danapilis, Fr., OF (2nd) Frank Jacobs, Jr., OF (2nd) Pat Leahy, Fr., LHP (2nd)
1991	Eric Danapilis, So., OF (1st) Frank Jacobs, Sr., DH (1st) Greg Layson, Fr., 2B (1st) Joe Binkiewicz, Jr., 1B (2nd) Craig Counsell, Jr., SS (2nd) Cory Mee, Jr., 3B (2nd) Alan Walania, So., RHP (2nd)
1992	Joe Binkiewicz, Sr., 1B (1st) Craig Counsell, Sr., SS (1st) Eric Danapilis, Jr., OF (1st) Cory Mee, Sr., 3B (1st) Chris Michalak, Jr., LHP (1st) David Sinnes, Jr., RHP (1st) Paul Failla, Fr., OF (2nd) Pat Leahy, Jr., RHP (2nd)
1993	Eric Danapilis, Sr., OF (1st) Paul Failla, So., SS (1st) Edwin Hartwell, Sr., OF (1st) Chris Michalak, Sr., LHP (1st) Greg Layson, Jr., 2B (2nd)

David Sinnes, Sr., RHP (2nd)

1994	Tom Price, Sr., LHP (1st) Robbie Kent, So., 1B (1st) Greg Layson, Sr., 2B (1st) Scott Sollmann, Fr., OF (1st) Ryan Topham, So., OF (1st) Larry Mohs, Fr., RHP (2nd) Matt Haas, Sr., 3B (2nd) Bob Lisanti, Jr., C (2nd) Mark Mapes, So., DH (2nd) Craig DeSensi, Sr., 1B (1st) Randall Brooks, So., 2B (1st) Mike Amrhein, So., 3B (1st) Scott Sollmann, So., OF (1st) Ryan Topham, Jr., OF (1st) George Restovich, Jr., DH (2nd)
------	--

All-MCC Tournament Team

1985	Jim Cross, Jr., RHP
1988	Ed Lund, So., C Dan Peltier, So., OF Pat Pesavento, Jr., SS
1989	Ed Lund, Jr., C Dan Peltier, Jr., OF Pat Pesavento, Sr., SS Brian Piotrowicz, RHP James Sass, Sr., OF Joe Binkiewicz, So., 1B Eric Danapilis, Fr., OF Brian Piotrowicz, Sr., RHP Mike Coss, Sr., C Frank Jacobs, Sr., OF Greg Layson, Fr., 2B Alan Walania, So., LHP Joe Binkiewicz, Sr., 1B Craig Counsell, Sr., SS Eric Danapilis, Jr., OF Edwin Hartwell, Jr., DH Cory Mee, Sr., 3B Chris Michalak, Jr., LHP
1993	Eric Danapilis, Sr., OF Paul Failla, So., SS Edwin Hartwell, Sr., OF Greg Layson, Jr., 2B Matt Haas, Jr., 3B Tom Price, Jr., LHP
1994	Tom Price, Sr., LHP Robbie Kent, So., 1B Paul Failla, Jr., SS Matt Haas, Sr., 3B Scott Sollmann, Fr., OF Ryan Topham, So., OF George Restovich, Jr., C J.J. Brock, So., SS Mike Amrhein, So., 3B Rowan Richards, Jr., OF Scott Sollmann, So., OF
1995	

MCC All-Newcomer Team

1992	Paul Failla, OF Tim Kraus, RHP Bob Lisanti, C Steve Verduzco, 2B Mark Mapes, DH
1993	Ryan Topham, OF Larry Mohs, RHP
1994	Dennis Twombly, C George Restovich, DH Scott Sollmann, OF Christian Parker, RHP/DH
1995	



Notre Dame's 1998 all-BIG EAST award winners included (above, from left): pitcher of the year Brad Lidge, second-team pitchers Aaron Heilman and Alex Shilliday, player of the year Brant Ust (third base), first-team DH Jeff Wagner and first-team shortstop J.J. Brock.

Byron V. Kanaley Award

The most prestigious honor awarded to a Notre Dame student-athlete, the Byron V. Kanaley Award, has been presented each year since 1927 to senior monogram athletes who have been most exemplary as both students and leaders. The awards, presented by the Faculty Board on Athletics, are named in honor of a Weedsport, N.Y., native and 1904 Notre Dame graduate who was a member of the baseball team as an undergraduate. Kanaley went on to a successful banking career in Chicago and served the University as a lay trustee from 1915 until his death in 1960. Fourteen members of the Notre Dame baseball team have received the award, including four during the past 12 years.

The first three baseball recipients of the award came in the 1940s: **Rex Ellis** (Greens Fork, Ind.; '40), **Ralph Pinelli** (San Francisco, Calif.; '41) and **John Hickey** (South Bend, Ind.; '43). The most noteworthy baseball honoree was **Don Sniegowski** (Toledo, Ohio), an infielder who finished fifth on the 1956 Irish team with a .280 batting average. Sniegowski earned an even more prestigious honor when he was awarded a Rhodes Scholarship. As of 1996, he was one of 32 former varsity college baseball players known to have earned a Rhodes Scholarship. Since 1956, he had been joined by just one other Rhodes Scholar who was known to have played Division I baseball — Oregon State's Knute Buehler ('84).

Righthander **Ron Schmitz** (Cleveland, Ohio) received the Kanaley Award in 1971 after leading the Irish with 43 strikeouts and posting a 2.59 ERA. Five years later, another righthander, **Bob Stratta** (Olympia Fields, Ill.), received the Kanaley. Stratta posted a 3.69 ERA as a senior after leading the Irish in wins, ERA and strikeouts as both a sophomore and a junior (he remains the only Irish hurler to lead all three categories twice).

Rick Chryst (Platteville, Wis.) — former commissioner of the Mid-American Conference — was the next Irish baseball player to receive the Kanaley, doing so in 1983. The infielder/outfielder was second on the '83 squad with a .304 batting average. Third baseman **Jim Dee** (Chicago, Ill.) was the program's eighth Kanaley winner in '84, after ranking third on the team with a .340 batting average, and outfielder **John Loughran** (Stamford, Conn.) followed suit three years later after appearing in all 44 games for the 1987 squad.

Righthander **Erik Madsen** (Great Falls, Mont.) received the Kanaley in '89, after leading the Irish in wins (eight), ERA (3.74) and strikeouts (56) while second baseman **Jeff Perconte** (Arlington Heights, Ill.) — who went on to earn first team Academic All-America honors — was presented with the Kanaley Award in 2000, followed in 2001 by **Mike Naumann** (also a first team Academic All-American) and by his fellow lefthanded pitcher **Tom Thornton** in 2006. **Cole Johnson** was the most recent Irish player to capture the award in 2011.



Rex Ellis
1940



Ralph Pinelli
1941



John Hickey
1943



Don Sniegowski
1956



Ron Schmitz
1971



Bob Stratta
1976



Rick Chryst
1983



Jim Dee
1984



John Loughran
1987



Erik Madsen
1989



Jeff Perconte
2000



Mike Naumann
2001



Tom Thornton
2006



Cole Johnson
2011

Recent Team Awards

MVP Award


(sponsored by Notre Dame Monogram Club)

1995	Ryan Topham (Jr., RF)
1996	Randall Brooks (Jr., 2B)
1997	Mike Amrhein (Sr., DH)
1998	J.J. Brock (Sr., SS)
1999	Brant Ust (Jr., SS)
2000	Aaron Heilman (Jr., RHP)
2001	Aaron Heilman (Sr., RHP), Alec Porzel (Sr., SS)
2002	Steve Stanley (Sr., CF)
2003	J.P. Gagne (Sr., RHP), Steve Sollmann (Jr., 2B)
2004	Javi Sanchez (Sr., C)
2005	Matt Edwards (Sr., 1B)
2006	Craig Cooper (Sr., 1B)
2007	David Phelps (So., RHP)
2008	A.J. Pollock (So., OF)
2009	A.J. Pollock (Jr., OF)
2010	None
2011	Trey Mancini (Fr., 1B)

Rockne Student-Athlete Award

(sponsored by Notre Dame Club of St. Joseph Valley)

1995	Scott Sollmann (Jr., CF)
1996	J.J. Brock (Jr., SS)
1997	J.J. Brock (Sr., SS)
1998	Todd Frye (Sr., 2B)
1999	Jeff Perconte (Jr., IF)
2000	Jeff Perconte (Sr., IF)
2001	Mike Naumann (Sr., LHP)
2002	Andrew Bushey (Sr., 3B)
2003	Brandon Vilorio (Sr., RHP)
2004	Greg Lopez (So., SS)
2005	Tom Thornton (Jr., LHP)
2006	Matt Bransfield (Sr., LF)
2007	Brett Lilley (Jr., SS)
2008	Wade Korpi (Sr., LHP)
2009	Jeremy Barnes (Sr., SS)
2010	None
2011	Brian Dupra (Sr., RHP)



J.J. Brock

Todd Frye

Francis Patrick O'Connor and Chris Zorich Awards

Three Notre Dame baseball players — outfielder **Edwin Hartwell** ('93), catcher **Matt Nussbaum** ('01) and second baseman **Steve Sollmann** ('03) — have received Notre Dame's Francis Patrick O'Connor Award, presented to one male and one female student-athlete who embody team spirit, inspiration, caring, courage, honesty and patience. The award is named after a student-athlete who died in 1973 following his freshman year at Notre Dame (Pat O'Connor was the son of "Bucky" O'Connor, a 1940s guard on the Notre Dame football team).

Pitcher **Tom Thornton** ('06) became the baseball program's first recipient of the athletic department's Chris Zorich Award — named in honor of the former Irish football player and recognizing community service excellence. The baseball program joined women's soccer and women's basketball as the only Notre Dame teams to feature Kanaley, O'Connor and Zorich award recipients during the past decade.

Led by Thornton's example, the 2006 baseball team also was the first recipient of the athletic department's team award for community service.



Frank Shaughnessy (right) – pictured at an awards ceremony with **Stan Musial** – developed a playoff system in 1933 that was credited with saving the minor leagues during the Great Depression.



(clockwise, bottom left): **"Count" Campau** remains the only player to lead a minor (3) and major (10) league in home runs for the same season (1890); **Harry Curtis** (1907) went on to play with the N.Y. Giants; **George Cutshaw** (1908) was voted outstanding defensive second baseman of the deadball era; speedy **Bert Daniels** (1908-09) was known for his high hit-by-pitch ratios with the N.Y. Yankees; **Fred "Cy" Williams** (1910-12) became a four-time NL batting champ.



Hall of Fame pitcher **Ed Walsh** (left) poses with son **Ed Jr.**, who pitched at Notre Dame before halting Joe Dimaggio's 61-game, minor-league hit streak ('33).



Billy Sullivan, Jr. (above; '30-'31) received pitches from another former Notre Dame player, **Ed Walsh, Jr.**, in a game with the Chicago White Sox (their fathers formed the famous battery on the White Sox "hitless wonders" team in 1909).



Tommy Carroll (above) was one of baseball's first "bonus babies" and played in the 1955 World Series at the tender age of 18.



Jim Hannan (above; '58-'59) went on to become founding president of the MLB Alumni Association. **"Diamond" Jim Brady** (left) was a "bonus baby" who later became president of Jacksonville University. **Dan McGinn** (above right; '65) hit the first Major League home run outside the U.S. and pitched a shutout to end Tom Seaver's 16-game win streak.



Richard "Red" Smith ('25-'27) played baseball and football at Notre Dame and professional baseball but he often was confused for one of his Notre Dame classmates, famous sportswriter **Walter "Red" Smith** (both hailed from small Wisconsin towns).



John "Red" Murray (above, back row right; and far right in adjacent photo) played for Notre Dame in 1905-06, led the National League in home runs in 1909 (7) and rubbed elbows – literally – during his career with such legends as (above, top row from left) **Connie Mack** and **Bill Klem**, (bottom row) **Babe Ruth** and **Walter Johnson**, and (in photo at left) **Jim Thorpe**.

Irish In The MLB Draft

Notre Dame players have gone on to enjoy success in professional baseball since the turn of the century. Most recently, since the inception of the amateur draft (in 1965), 85 Notre Dame players have been drafted a total of 98 times. Players still active at the end of the 2011 season are indicated by italics.

Highest-Drafted Notre Dame Players

First Round

Ken Plesha (C, So.)	1965, Chicago White Sox
A.J. Pollock (OF, Jr.)	2009, Arizona Diamondbacks
Brad Lidge (RHP, Jr.)	1998, Houston Astros
Aaron Heilman (RHP, Sr.)	2001, New York Mets
* Plesha, Lidge and Pollock were 17th overall pick, Heilman 18th.	

Supplementary Round (31st pick)

Aaron Heilman (RHP, Jr.)	2000, Minnesota Twins
--------------------------	-----------------------

Second Round

Steve Stanley (CF, Sr.)	2002, Oakland A's
Grant Johnson (RHP, Jr.)	2004, Chicago Cubs

Third Round

Dan Peltier (OF, Jr.)	1989, Texas Rangers
Paul Failla (SS, Jr.)	1994, California Angels
Kyle Weiland (RHP, Jr.)	2008, Boston Red Sox

Fourth Round

Ryan Topham (OF, Jr.)	1995, Chicago White Sox
Christian Parker (RHP, So.)	1996, Montreal Expos

Fifth Round

Nick Furlong (RHP, Jr.)	1968, Cincinnati Reds
Matt Macri (3B, Jr.)	2004, Colorado Rockies
Jeff Samardzija (RHP, Jr.)	2006, Chicago Cubs

Sixth Round

Steve Whitmyer (RHP, Sr.)	1983, Cleveland Indians
Pat Leahy (RHP, Jr.)	1992, Florida Marlins
Brant Ust (SS, Jr.)	1999, Detroit Tigers
Brian Stavisky (OF, Jr.)	2002, Oakland A's

Seventh Round

Frank Jacobs (OF/1B, Sr.)	1991, New York Mets
Scott Sollmann (OF, Jr.)	1996, Detroit Tigers
Tim Kalita (LHP, Jr.)	1999, Detroit Tigers
Craig Cooper (1B, Sr.)	2006, San Diego Padres
Brian Dupra (RHP, Sr.)	2011, Washington Nationals

Eighth Round

Ed Lupton (LHP, Sr.)	1965, Washington Senators
Sam Elam (LHP, Sr.)	2009, New York Yankees

Ninth Round

Allen Greene (OF, Jr.)	1998, New York Yankees
Chris Niesel (RHP, Jr.)	2004, Cleveland Indians

Tenth Round

Mike Amrhein (C, Sr.)	1997, Chicago Cubs
Danny Tamayo (RHP, Sr.)	2001, Kansas City Royals
Steve Sollmann (2B, Sr.)	2004, Milwaukee Brewers

Since the 1965 inception of the draft, 85 Notre Dame baseball players have been drafted a total of 98 times. The below list also includes free-agent signees and incoming freshman (since '89).

1965 (3)

Ken Plesha (C, So.)	Chicago White Sox (1st)
Dan McGinn (LHP, Jr.)	St. Louis Cardinals (12th)
Edward Lupton (LHP)	Washington Senators (8th)

1966 (3)

Richard Sauget (C)	Atlanta Braves (48th)
Dan McGinn (LHP)	Cincinnati Reds (1st*)
Robert Bentley (RHP, Jr.)	Minnesota Twins (30th)

1967 (1)

Dick Licini (1B, So.)	Chicago White Sox (11th**)
-----------------------	----------------------------

1968 (1)

Nick Furlong (RHP, So.)	Boston Red Sox (5th*)
-------------------------	-----------------------

1969 (2)

Dick Licini (1B)	Boston Red Sox (2nd#)
Nick Furlong (RHP, Jr.)	Cincinnati Reds (5th)

1970 (1)

Richard Lucke (OF)	Chicago White Sox (17th)
--------------------	--------------------------

1971 (1)

Joe Theismann (SS)	Minnesota Twins (39th)
--------------------	------------------------

1972 (1)

Joseph LaRocca (1B)	Texas Rangers (39th)
---------------------	----------------------

1982 (1)

Dan Szajko (OF)	Montreal Expos (27th)
-----------------	-----------------------

1983 (1)

Steve Whitmyer (RHP)	Cleveland Indians (6th)
----------------------	-------------------------

1985 (1)

Robert "Buster" Lopes (RHP)	Pittsburgh Pirates (31st)
Tommy Shields (SS, Jr.)	Pittsburgh Pirates (36th)

1986 (1)

Tommy Shields (SS)	Pittsburgh Pirates (15th)
--------------------	---------------------------

1987 (0/1 signee)

Pat Pesavento (SS, Jr.)	Boston Red Sox (24th)
-------------------------	-----------------------

1988 (2)

Pat Pesavento (SS)	Toronto Blue Jays (11th)
Tim Hutson (1B)	Milwaukee Brewers (Free Agent)

1989 (4/2)

Dan Peltier (OF, Jr.)	Texas Rangers (3rd)
Pat Pesavento (SS, 5th-Yr.)	Detroit Tigers (17th)
Pat Leahy (RHP, HS)	Toronto Blue Jays (16th)
Alan Waliana (RHP, HS)	Houston Astros (48th)
Erik Madsen (RHP)	L.A. Dodgers (Free Agent)
James Saff (OF/2B)	Milwaukee Brewers (Free Agent)

1990 (4/1)

Frank Jacobs (1B/OF, Jr.)	Houston Astros (15th)
Matt Haas (C, HS)	Montreal Expos (17th)
Ed Lund (C)	Los Angeles Dodgers (40th)
Tony Rice (dnp at ND)	California Angels (50th)
Mike Coffey (RHP)	Milw. Brewers (Free Agent)
Brian Piotrowicz (RHP)	L.A. Dodgers (Free Agent)



Chris Michalak

1991 (2/3 signees)

Steve Verduzco (SS, HS)	Philadelphia Phillies (5th)
Frank Jacobs (OF/1B)	New York Mets (7th)
Paul Failla (SS, HS)	Kansas City Royals (7th)
Tim Kraus (RHP, HS)	San Francisco Giants (11th)
Mike Coss (SS)	Baltimore Orioles (Free Agent)

1992 (5/2)

Pat Leahy (RHP, Jr.)	Florida Marlins (6th)
Craig Counsell (SS)	Colorado Rockies (11th)
Chris Michalak (LHP, Jr.)	Oakland Athletics (15th)
Ryan Topham (OF, HS)	Los Angeles Dodgers (36th)
Irv Smith (OF, So.)	Houston Astros (50th)
Mark Mapes (C, HS)	Cincinnati Reds (50th)
Cory Mele (3B/CF)	Los Angeles Dodgers (Free Agent)

1993 (5/2)

Dennis Twombly (C, HS)	Chicago White Sox (4th)
Larry Mohs (RHP, HS)	Toronto Blue Jays (11th)
Chris Michalak (LHP)	Oakland Athletics (12th)
David Simmes (RHP)	Toronto Blue Jays (19th)
Eric Danapilis (OF)	Detroit Tigers (23rd)
Alan Waliana (RHP)	Florida Marlins (Free Agent)
Edwin Hartwell (OF)	San Fran. Giants (Free Agent)

1994 (3/2)

Paul Failla (SS, Jr.)	California Angels (3rd)
Gus Orinstein (IF, HS)	Seattle Mariners (20th)
Christian Parker (RHP, HS)	Cleveland Indians (22nd)
Matt Haas (IF)	Montreal Expos (44th)
Tom Price (LHP)	Los Angeles Dodgers (Free Agent)

1995 (5/3)

Ryan Topham (OF, Jr.)	Chicago White Sox (4th)
Tim Kraus (RHP)	Chicago White Sox (22nd)
Brad Lidge (RHP, HS)	San Francisco Giants (42nd)
Allen Greene (OF, HS)	Toronto Blue Jays (52nd)
Paul Turco (IF, HS)	Milwaukee Brewers (57th)
Craig Allen (RHP)	Los Angeles Dodgers (74th)
Craig DeSensi (1B)	Co-Op (Free Agent)
Garret Carlson (RHP, Jr.)	Chicago White Sox (Free Agent)

1996 (8/1)

Christian Parker (RHP, So.)	Montreal Expos (4th)
Scott Sollmann (OF, Jr.)	Detroit Tigers (7th)
Brant Ust (SS, HS)	New York Yankees (11th)
George Restovich (C/1B)	Detroit Tigers (17th)
Rowan Richards (OF)	Texas Rangers (47th)
Mike Amrhein (OF, Jr.)	New York Yankees (99th)
Craig Allen (RHP)	Los Angeles Dodgers (Free Agent)
Bob Lisanti (C)	Chicago Cubs (Free Agent)
Rich Sauget (RHP)	Chicago White Sox (Free Agent)

1997 (2/1)

Mike Amrhein (C)	Chicago Cubs (10th)
Darin Schmalz (RHP)	Los Angeles Dodgers (29th)
Aaron Heilman (RHP, HS)	New York Yankees (54th)

Drafted as Notre Dame seniors, unless indicated
Italics -- returned or enrolled to Notre Dame

Bold -- active at end of 2011 professional season

* -- January secondary phase

** -- Secondary phase

-- January regular phase



Dan Peltier

1998 (5)		2003 (5/4)		2008 (5/2)	
Brad Lidge (RHP, Jr.)	Houston Astros (1st/17th pick)	J.P. Gagne (RHP).....	Colorado Rockies (14th)	Kyle Weiland (RHP, Jr.)	Boston Red Sox (3rd)
Allen Greene (OF, Jr.).....	New York Yankees (9th)	Ryan Kalita (RHP).....	Chicago Cubs (17th)	David Phelps (RHP, Jr.)	New York Yankees (14th)
Jeff Wagner (C, Jr.).....	Toronto Blue Jays (50th)	Derik Olvey (RHP, HS)	Los Angeles Dodgers (13th)	Wade Korpi (LHP)	Florida Marlins (20th)
J.J. Brock (SS, 5th-Yr.).....	Arizona Diamondbacks (Free Agent)	Steve Sollmann (2B, Jr.).....	Oakland Athletics (33rd)	Sam Elam (LHP, Jr.)	Colorado Rockies (23rd)
Dan Leatherman (1B).....	Minnesota Twins (Free Agent)	Dan Kapala (C, HS)	Seattle Mariners (47th)	Brett Graffy (RHP, Jr.).....	Chicago White Sox (24th)
1999 (3/1)		Sean Gaston (C, HS)	Chicago White Sox (50th)	Brett Lilly (2B).....	St. Louis Cardinals (29th)
Brant Ust (SS, Jr.).....	Detroit Tigers (6th)	Jeff Manship (RHP, HS).....	Arizona Diamondbacks (50th)	Steve Sabatino (LHP, HS)	Chicago White Sox (42nd)
Tim Kalita (LHP, Jr.).....	Detroit Tigers (7th)	Kris Billmaier (CF).....	Detroit Tigers (Free Agent)	2009 (4/1)	
Brian Stavisky (OF, HS).....	Montreal Expos (12th)	Matt Laird (RHP).....	Chicago Cubs (Free Agent)	A.J. Pollock (OF, Jr.)	Arizona Diamondbacks (1st/17th pick)
Jeff Wagner (C/1B).....	Anaheim Angels (21st)	2004 (5)		Sam Elam (LHP, Jr.).....	New York Yankees (8th)
2000 (4)		Grant Johnson (RHP, Jr.).....	Chicago Cubs (2nd)	Jeremy Barnes (SS)	Philadelphia Phillies (11th)
Aaron Heilman (RHP, Jr.).....	Minn. Twins (1st/31st pick)	Matt Macri (3B, Jr.)	Colorado Rockies (5th)	Evan Sharpley (1B).....	Seattle Mariners (50th)
Scott Cavey (RHP).....	Toronto Blue Jays (23rd)	Chris Niesel (RHP, Jr.).....	Cleveland Indians (9th)	Charlie Markson (OF, HS)	Detroit Tigers (44th)
Jeff Felker (1B).....	Chicago Cubs (Free Agent)	Steve Sollmann (2B).....	Milwaukee Brewers (10th)	2010 (4/3)	
John Corbin (RHP).....	Chicago Cubs (Free Agent)	Javi Sanchez (C).....	Minnesota Twins (14th)	Brian Dupra (RHP, Jr.)	Detroit Tigers (11th)
2001 (6/5)		2005 (3)		Evan Danieli (RHP, Jr.)	Atlanta Braves (24th)
Aaron Heilman (RHP)	N.Y. Mets (1st/18th pick)	Matt Edwards (1B).....	Philadelphia Phillies (16th)	Steven Mazur (RHP).....	Baltimore Orioles (33rd)
John Axford (RHP, HS).....	Seattle Mariners (7th)	John Axford (RHP)	Cincinnati Reds (43rd)	Dan Slania (RHP, HS)	Boston Red Sox (42nd)
Danny Tamayo (RHP).....	Kansas City Royals (10th)	Ryan Doherty (RHP, Jr.).....	Ariz. Diamondbacks (Free Agent)	William Harford (C).....	Cincinnati Reds (45th)
Alec Porzel (SS).....	Boston Red Sox (33rd)	2006 (6)		Golden Tate (OF).....	San Francisco Giants (50th)
Martin Vergara (RHP, HS)	Cleveland Indians (15th)	Jeff Samardzija (RHP, Jr.)	Chicago Cubs (5th)	Eric Jagielo (3B, HS)	Chicago Cubs (50th)
Matt Macri (RHP, HS)	Minnesota Twins (17th)	Craig Cooper (1B).....	San Diego Padres (7th)	2011 (3/1)	
Tyler Jones (RHP, HS).....	Atlanta Braves (30th)	Jeff Manship (RHP, Jr.)	Minnesota Twins (16th)	Brian Dupra (RHP)	Washington Nationals (7th)
Brian Stavisky (RF, So.).....	Chicago Cubs (33rd)	Tom Thornton (LHP).....	Detroit Tigers (21st)	Cole Johnson (RHP)	Minnesota Twins (44th)
Paul O'Toole (C, Jr.)	San Francisco Giants (48th)	Greg Lopez (SS).....	Toronto Blue Jays (33rd)	Matt Scioscia (C)	Anaheim Angels (45th)
Chris Niesel (RHP, HS)	Chicago Cubs (46th)	Matt Bransfield (1F/OF).....	Gateway Grizzlies (Free Agent)	Pat Cunningham (RHP, HS)	San Diego Padres (38th)
Steve Stanley (CF, Jr.)	Florida Marlins (50th)	2007 (2/5)		Drafted as Notre Dame seniors, unless indicated	
2002 (5)		Evan Danieli (RHP, HS).....	Minnesota Twins (33rd)	Italics -- returned or enrolled to Notre Dame	
Steve Stanley (CF).....	Oakland Athletics (2nd)	Ryan Sharpley (RHP, HS)	Chicago White Sox (34th)	* -- January secondary phase	
Brian Stavisky (LF, Jr.).....	Oakland Athletics (6th)	Joey Williamson (RHP, Jr.).....	Colorado Rockies (36th)	** -- Secondary phase	
Andrew Bushey (3B).....	Colorado Rockies (15th)	Brian Dupra (RHP, HS)	Texas Rangers (36th)	# -- January regular phase	
Paul O'Toole (C)	Chicago Cubs (21st)	Matt Scioscia (C, HS)	Anaheim Angels (41st)	Bold -- active at end of 2011	
Matt Bok (DH).....	Los Angeles Dodgers (Free Agent)	Golden Tate (OF, HS)	Arizona Diamondbacks (42nd)		
		Dan Kapala (RHP)	New York Yankees (46th)		

NOTRE DAME BASEBALL DRAFT NOTES

• Notre Dame had an unprecedented five players selected in the first 14 rounds of the 2004 Major League draft. Only four other teams in the nation -- two recent NCAA runner-ups (South Carolina and Stanford) and the 2002 and '03 NCAA champs (Texas and Rice) -- had more players picked in the first 14 rounds of the 2004 draft. The Notre Dame record for most players drafted from one team belongs to the 2001 and 2008 squads (six), followed by the 1996, 2004 and 2006 teams each with five drafted players.

• The 2004 draft marked the seventh straight season that at least three Notre Dame players were selected (also in '06, '08, '09, '10 and '11). The 15-year span from 1995-2009 saw 60 players drafted (48) or signed as free agents -- including 21 who were selected in the first 10 rounds (led by 10 in rounds 1-5).

• Over the last 15 years, 14 of 17 Notre Dame signees who were drafted out of high school went on to be higher-round draft picks as members of the Irish baseball program, which also has produced 39 players during the past 15 seasons who were drafted out of Notre Dame despite going undrafted as high school seniors.

• Pitcher Grant Johnson (2nd round, Cubs) and third baseman Matt Macri (5th, Rockies) are the highest-drafted teammates in Notre Dame history (in 2004). That honor previously belonged to the 2002 outfield tandem of Steve Stanley and Brian Stavisky, both selected by the Oakland A's in 2002 (2nd and 6th). Johnson became the fifth Notre Dame player selected in the first two rounds of the MLB draft and fourth since 1999 -- joining Brad Lidge, Aaron Heilman and Stanley. The 2006 draft saw Jeff Samardzija (5th round, Cubs) and first baseman Craig Cooper (7th round, Padres) become the program's second-highest pitcher/position player duo ever selected in the draft (behind Johnson/Macri).


• The 2006 team became the first in Notre Dame history to feature three pitchers who were drafted: Samardzija, Jeff Manship (14th round, Twins) and Tom Thornton (21st round, Tigers). The 2006 squad tied another Irish draft record, as three seniors were selected (Cooper, Thornton and shortstop Greg Lopez, in the 33rd round to the Blue Jays).

• The 2008 squad became the first in Irish history to feature five pitchers who were drafted: Kyle Weiland (3rd round, Red Sox), David Phelps (Yankees, 14th round), Wade Korpi (Marlins, 20th round), Sam Elam (Rockies, 23rd round) and Brett Graffy (White Sox, 24th round).

• Prior to 2004, no previous Notre Dame squad had produced more than two selections in the first 10 rounds -- with the 2004 team producing picks in the 2nd, 5th, 9th and 10th rounds. Previous pairs of Notre Dame players who were drafted in the first 10 rounds include: Christian Parker and Scott Sollmann in 1996; Lidge and Allen Greene in 1998; Brant Ust and Tim Kalita in 1999; Heilman and Danny Tamayo in 2001; and Stanley and Stavisky in 2002 (also Samardzija and Cooper in 2006; Pollock and Elam in 2009).

• Macri (5th round) and Steve Sollmann (10th) became the highest-drafted pair of infielders in Notre Dame baseball history. Sollmann is the seventh-highest drafted senior, behind Heilman, Stanley, Steve Whitmyer ('83), Frank Jacobs ('91), Cooper and Ed Lupton ('65). Sollmann and Javi Sanchez (14th) became the second-highest pair of drafted seniors, behind Heilman and Tamayo. Since 1995, there have been 15 Notre Dame seniors selected in the MLB draft (12 in the first 17 rounds).

• Pollock (1st round, 2009) equalled the highest draft selection in Notre Dame history. He was picked 17th overall by the Arizona Diamondbacks. Ken Plesha (1965, Chicago White Sox) and Brad Lidge (1998, Houston Astros) were also chosen 17th overall.



Top Recent Draft Picks (1995-2011)

The Notre Dame baseball program has seen 59 of its players selected in the Major League Baseball draft during the past 16 seasons (1995-2011), led by 27 who were selected in the first 15 rounds (pictured on pg. 132-136) and 10 elite prospects who were selected in rounds 1-5.

NOTRE DAME



First-Round Draft Pick 2009 – Arizona Diamondbacks

A.J. POLLOCK

Outfielder, 2007-09

Year	GP/GS	AVG	AB	H	R	2B	3B	HR	RBI	SB
2007	54/52	.372	196	73	39	7	2	3	28	11
2008	55/55	.352	216	76	49	15	3	4	42	28
2009	59/59	.365	241	88	69	19	5	10	52	21
Car.	168/166	.363	653	237	157	41	10	17	122	60

NOTRE DAME



First-Round Draft Pick 1998 – Houston Astros

BRAD LIDGE

Pitcher, 1996-98

Year	GP/GS	IP	R	ER	BB	K	W-L	SV	ERA
1996	7/0	11.2	7	7	11	10	1-0	1	5.40
1997	8/7	37.2	36	26	22	40	4-3	0	6.21
1998	16/15	80.1	41	37	39	93	8-2	0	4.15
Car.	31/22	129.2	84	70	72	143	13-5	1	4.86

NOTRE DAME



First-Round Draft Pick 2001 – New York Mets

AARON HEILMAN

Pitcher, 1998-2001

Year	GP/GS	IP	R	ER	BB	K	W-L	SV	ERA
1998	31/1	67.0	16	12	10	78	7-3	9	1.61
1999	20/14	109.0	50	38	37	118	11-2	3	3.14
2000	17/14	103.2	47	37	29	118	10-2	0	3.21
2001	15/15	114.0	28	22	31	111	15-0	0	1.74
Car.	83/44	393.2	141	109	107	425	43-7	12	2.49

NOTRE DAME



Second-Round Draft Pick 2002 – Oakland Athletics

STEVE STANLEY

Centerfielder, 1999-2002

Year	GP/GS	AVG	AB	H	R	2B	3B	HR	RBI	SB
1999	61/61	.326	242	79	52	6	1	0	29	24
2000	64/64	.362	235	85	51	10	2	0	24	29
2001	63/63	.400	255	102	76	14	5	1	32	31
2002	68/68	.439	271	119	77	17	4	1	36	32
Car.	256/256	.384	1003	385	256	47	12	2	121	116

NOTRE DAME



Second-Round Draft Pick 2004 – Chicago Cubs

GRANT JOHNSON

Pitcher, 2002-04

Year	GP/GS	IP	R	ER	BB	K	W-L	SV	ERA
2002	18/14	101.1	45	39	44	86	9-5	0	3.46
2003	injured								
2004	14/13	57.2	17	12	26	51	6-0	0	1.87
Car.	32/27	159.0	62	51	70	137	15-5	0	2.89

NOTRE DAME




KYLE WEILAND

Pitcher, 2006-08

Year	GP/GS	IP	R	ER	BB	K	W-L	SV	ERA
2006	30/0	49.1	15	13	20	48	2-4	16	2.37
2007	13/6	41.1	29	26	26	38	5-3	2	5.66
2008	26/0	30.1	19	17	10	31	2-2	7	5.04
Car.	69/6	121.0	63	56	56	117	9-9	25	4.17

NOTRE DAME



Third-Round Draft Pick 2008 – Boston Red Sox

CHRISTIAN PARKER
Pitcher, 1995-96

Year	GP/GS	IP	R	ER	BB	K	W-L	SV	ERA
1995	12/12	68.1	49	39	35	34	4-5	0	5.14
1996	14/13	80.2	47	38	56	41	8-3	0	4.24
Car.	26/25	149.0	96	77	91	75	12-8	0	4.65

NOTRE DAME



Fourth-Round Draft Pick 1995 – Chicago White Sox

RYAN TOPHAM
Outfielder, 1993-95

Year	GP/GS	AVG	AB	H	R	2B	3B	HR	RBI	SB
1993	59/55	.302	169	51	41	12	3	6	31	7
1994	60/59	.320	169	54	63	9	5	10	55	2
1995	55/55	.335	206	69	50	18	5	18	79	9
Car.	174/169	.320	544	174	154	39	13	34	165	18

NOTRE DAME



Fifth-Round Draft Pick 2004 – Colorado Rockies

MATT MACRI
Shortstop/Third Baseman, 2002-04

Year	G/GS	AVG	AB	H	R	2B	3B	HR	RBI	SB
2002	17/16	.206	68	14	10	3	0	1	13	1
2003	60/60	.294	214	63	41	15	5	4	35	6
2004	61/60	.367	237	87	76	15	7	14	56	12
Car.	138/136	.316	519	164	127	33	12	19	105	19

NOTRE DAME



Fifth-Round Draft Pick 2006 – Chicago Cubs

JEFF SAMARDZIJA
Pitcher, 2004-06

Year	GP/GS	IP	R	ER	BB	K	W-L	SV	ERA
2004	20/6	64.0	25	21	17	42	5-3	1	2.95
2005	15/10	78.2	39	34	30	56	8-1	0	3.89
2006	15/15	97.2	51	47	37	61	8-2	0	4.33
Car.	50/31	240.1	115	102	84	159	21-6	1	3.82

NOTRE DAME



Sixth-Round Draft Pick 1999 – Detroit Tigers

BRANT UST
Infielder, 1997-99

Year	G/GS	AVG	AB	H	R	2B	3B	HR	RBI	SB
1997	60/60	.372	223	83	66	15	4	11	54	4
1998	58/58	.373	217	81	55	20	1	18	58	11
1999	61/61	.359	220	79	53	16	2	17	58	10
Car.	179/179	.368	660	243	174	51	7	46	170	25

NOTRE DAME



Sixth-Round Draft Pick 2002 – Oakland A's

BRIAN STAVISKY
Outfielder, 2000-02

Year	G/GS	AVG	AB	H	R	2B	3B	HR	RBI	SB
2000	64/64	.298	248	74	50	15	5	14	45	5
2001	58/57	.386	210	81	46	19	4	10	66	9
2002	50/50	.394	193	76	47	14	5	9	57	2
Car.	172/171	.355	651	231	143	48	14	33	168	16

Top Recent Draft Picks (1995-2011)

NOTRE DAME



Seventh-Round Draft Pick, 1996 – Detroit Tigers

SCOTT SOLLMANN
Centerfielder, 1994-96

Year	G/GS	AVG	AB	H	R	2B	3B	HR	RBI	SB
1994	58/56	.402	189	76	53	3	7	0	27	26
1995	61/61	.406	229	93	73	9	11	1	32	23
1996	62/62	.311	225	70	61	3	6	2	25	52
Car.	181/179	.372	643	239	187	15	24	3	84	101

NOTRE DAME




Seventh-Round Draft Pick, 1999 – Detroit Tigers

TIM KALITA
Pitcher, 1997-99

Year	GP/GS	IP	R	ER	BB	K	W-L	SV	ERA
1997	14/6	49.0	23	20	33	46	3-1	1	3.67
1998	15/11	74.1	33	23	37	71	4-0	0	2.78
1999	18/16	90.2	61	52	46	97	4-2	0	5.16
Car.	47/33	214.0	117	95	116	214	11-3	1	4.00

NOTRE DAME




Seventh-Round Draft Pick, 2006 – San Diego Padres

CRAIG COOPER
Outfielder/First Baseman, 2003-06

Year	GP/GS	AVG	AB	H	R	2B	3B	HR	RBI	SB
2003	46/31	.303	122	37	22	6	2	0	15	10
2004	58/46	.360	175	63	42	13	1	10	48	12
2005	60/58	.325	209	68	48	14	1	7	58	14
2006	57/57	.425	228	97	79	19	3	9	41	9
Car.	221/192	.361	734	265	191	52	7	26	162	45

NOTRE DAME




Seventh-Round Draft Pick, 2011 – Washington Nationals

BRIAN DUPRA
Pitcher, 2008-11

Year	GP/GS	IP	R	ER	BB	K	W-L	SV	ERA
2008	11/9	46.1	35	28	10	30	3-3	1	5.44
2009	14/13	82.0	71	65	16	48	6-5	0	7.13
2010	15/14	82.2	72	57	22	53	4-5	0	6.21
2011	15/15	104.2	42	36	29	93	3-7	0	3.10
Car.	55/51	315.2	220	186	77	224	16-20	1	5.30

NOTRE DAME




Eighth-Round Draft Pick, 2009 – New York Yankees

SAM ELAM
Pitcher, 2006-09

Year	GP/GS	IP	R	ER	BB	K	W-L	SV	ERA
2006	11/0	12.1	4	3	6	19	0-0	0	2.19
2007	13/7	31.2	17	16	25	25	0-2	1	4.55
2008	1/0	1.0	2	2	4	2	0-0	0	18.00
2009	11/2	31.0	24	20	29	38	1-1	0	5.74
Car.	36/9	76.1	47	41	64	84	1-3	1	4.83

NOTRE DAME



Ninth-Round Draft Pick, 1998 – New York Yankees

ALLEN GREENE
Outfielder, 1996-98

Year	GP/GS	AVG	AB	H	R	2B	3B	HR	RBI	SB
1996	32/22	.276	87	24	14	7	1	1	14	6
1997	60/59	.365	200	73	41	20	5	7	55	4
1998	58/57	.317	224	71	53	17	3	7	44	12
Car.	150/138	.327	511	168	108	44	9	15	113	22

NOTRE DAME



Ninth-Round Draft Pick 2004 – Cleveland Indians

CHRIS NIESEL

Pitcher, 2002-04

Year	GP/GS	IP	R	ER	BB	K	W-L	SV	ERA
2002	14/11	72.1	33	27	18	62	4-0	2	3.36
2003	15/15	98.1	34	29	19	87	9-1	0	2.65
2004	18/15	102.0	46	41	20	84	8-3	0	3.62
Car.	47/41	272.2	113	97	57	233	21-4	2	3.21

NOTRE DAME



Tenth-Round Draft Pick 1997 – Chicago Cubs

MIKE AMRHEIN

Catcher/First Baseman, 1994-97

Year	GP/GS	AVG	AB	H	R	2B	3B	HR	RBI	SB
1994	33/13	.297	74	22	9	5	0	3	13	1
1995	58/58	.386	220	85	53	16	3	7	69	2
1996	62/62	.323	220	71	63	15	3	13	49	8
1997	60/60	.394	231	91	70	13	3	14	71	0
Car.	213/193	.361	745	269	195	49	9	37	202	11

NOTRE DAME



Tenth-Round Draft Pick 2001 – Kansas City Royals

DANNY TAMAYO

Pitcher, 1998-2001 (dnp in '99)

Year	GP/GS	IP	R	ER	BB	K	W-L	SV	ERA
1998	5/0	15.0	17	11	10	11	1-1	0	6.60
2000	10/5	32.1	14	13	17	24	3-1	1	3.62
2001	15/15	122.2	39	34	17	106	8-3	0	2.72
Car.	30/20	170.0	70	58	44	141	12-5	1	3.07

NOTRE DAME



Tenth-Round Draft Pick 2004 – Milwaukee Brewers

STEVE SOLLMANN

Second Baseman, 2001-04

Year	GP/GS	AVG	AB	H	R	2B	3B	HR	RBI	SB
2001	61/61	.362	221	80	52	9	2	5	36	23
2002	59/57	.362	213	77	53	8	4	2	47	6
2003	61/61	.384	255	98	67	16	5	4	40	38
2004	40/40	.311	151	47	39	5	1	2	23	17
Car.	221/219	.360	840	302	211	38	12	13	146	84

NOTRE DAME



11th-Round Draft Pick 2009 – Philadelphia Phillies

JEREMY BARNES

Shortstop, 2006-09

Year	GP/GS	AVG	AB	H	R	2B	3B	HR	RBI	SB
2006	58/55	.294	231	68	40	11	6	2	49	9
2007	56/54	.258	194	50	27	8	2	1	28	8
2008	55/53	.307	199	61	40	15	1	8	50	3
2009	59/59	.353	232	82	53	15	5	15	70	4
Car.	228/221	.305	856	261	160	49	14	26	197	24

NOTRE DAME



13th-Round Draft Pick 2001 – Boston Red Sox


ALEC PORZEL

Shortstop, 1998-2001

Year	GP/GS	AVG	AB	H	R	2B	3B	HR	RBI	SB
1998	54/49	.265	181	48	34	11	2	7	39	5
1999	60/60	.333	222	74	52	15	4	13	60	11
2000	62/62	.342	243	83	44	24	4	9	58	10
2001	63/63	.295	251	74	53	28	2	8	59	6
Car.	239/234	.311	897	279	183	78	12	37	217	32

Top Recent Draft Picks (1995-2011)

NOTRE DAME



14th-Round Draft Pick 2008 – New York Yankees

DAVID PHELPS

Pitcher, 2006-08

Year	GP/GS	IP	R	ER	BB	K	W-L	SV	ERA
2006	12/3	26.2	24	21	10	12	2-0	0	7.09
2007	15/15	110.1	35	23	30	102	8-5	0	1.88
2008	14/14	93.0	53	48	28	75	5-5	0	4.65
Car.	41/32	230.0	112	92	68	200	15-10	0	3.60

NOTRE DAME



14th-Round Draft Pick 2003 – Colorado Rockies

J.P. GAGNE

Pitcher, 2000-03

Year	GP/GS	IP	R	ER	BB	K	W-L	SV	ERA
2000	19/13	72.2	40	36	25	44	7-1	0	4.46
2001	17/13	70.2	47	42	21	47	5-5	0	5.35
2002	28/7	94.2	40	33	16	69	9-4	6	3.14
2003	30/1	60.0	28	18	21	45	4-6	13	2.70
Car.	94/34	298.0	155	129	83	205	26-16	19	3.90

NOTRE DAME



15th-Round Draft Pick 2002 – Colorado Rockies

ANDREW BUSHEY

Third Baseman, 1999-2002

Year	GP/GS	AVG	AB	H	R	2B	3B	HR	RBI	SB
1999	37/36	.266	128	34	19	8	1	2	10	2
2000	62/62	.275	211	58	27	10	1	3	30	3
2001	61/61	.335	212	71	34	17	3	0	36	1
2002	63/63	.323	226	73	44	19	1	6	59	1
Car.	223/222	.304	777	236	124	54	6	11	135	7

Former Notre Dame Players – 2011 Professional Baseball Statistics


Position	Players	G	AB	R	H	2B	3B	HR	RBI	BB	SB	AVG.	
Pitchers	Jeremy Barnes (SS)	Lakewood [FL] BlueClaws (Phillies Class Low-A)	22	87	11	20	5	0	1	10	3	1	.230
		Clearwater [FL] Thrashers (Phillies Class High-A)	100	367	36	98	23	0	9	45	33	0	.267
Infielders	Craig Counsell (1F)	Milwaukee Brewers	107	157	19	28	2	1	1	9	20	2	.178
	Matt Macri (3B)	Colorado Springs Sky Sox (Rockies Class AAA)	114	374	56	102	24	4	13	65	34	1	.273
Outfielders	A.J. Pollock (OF)	Mobile BayBears (Diamondbacks Class AA)	133	550	103	169	41	5	8	73	44	36	.307
	Matt Scioscia (C)	AZL Angels (Angels Rookie)	12	46	4	11	3	0	0	9	2	2	.239
Batters	Evan Sharpley (1B)	Lake Erie Crushers (Frontier League)	28	95	15	21	2	1	1	9	14	2	.221
		W-L (SV)	G	GS	IP	H	R	ER	BB	SO	ERA		
Pitchers	John Axford	Milwaukee Brewers	2-2 (46)	63	0	73.2	59	19	16	25	86	1.95	
	Evan Danieli	GCL Braves (Braves Rookie)	1-1 (0)	5	0	2.2	5	11	11	9	2	37.12	
Infielders	Brian Dupra	Auburn [NY] Doubledays (Nationals Class Low-A)	4-4 (0)	13	9	54.2	52	24	21	14	38	3.46	
	Aaron Heilman	Arizona Diamondbacks	4-1 (0)	32	0	35.1	48	28	27	11	33	6.88	
Outfielders	Cole Johnson	Indianapolis Indians (Pirates Class AAA)	2-0 (1)	7	0	8.2	3	0	0	3	6	0.00	
		Lehigh Valley IronPigs (Phillies Class AAA)	0-0 (0)	9	0	9.2	14	9	9	6	8	8.38	
Pitchers	Wade Korpi (LH)	GCL Twins (Twins Rookie)	1-1 (1)	7	0	14.0	7	1	0	1	12	0.00	
		Elizabethton Twins (Twins Rookie)	1-1 (1)	12	0	21.0	19	10	5	8	22	2.14	
Infielders	Brad Lidge	Jupiter [FL] Hammerheads (Marlins Class High-A)	3-2 (1)	32	0	52.2	43	16	12	18	48	2.05	
		Jacksonville [FL] Suns (Marlins Class AA)	0-2 (3)	12	0	16.0	16	4	4	5	11	2.25	
Outfielders	Jeff Manship	Lakewood [FL] BlueClaws (Phillies Class Low-A)	0-0 (0)	4	2	4.0	5	1	1	0	5	2.25	
		Reading Phillies (Phillies Class AA)	0-0 (0)	4	0	3.2	3	2	2	1	5	4.91	
Pitchers		Philadelphia Phillies	0-2 (1)	25	0	19.1	16	3	3	13	23	1.40	
Infielders		GCL Twins (Twins Rookie)	0-0 (0)	2	2	6.0	5	1	1	0	5	1.50	
		Rochester [NY] Red Wings (Twins Class AAA)	1-2 (0)	11	3	25.0	24	12	12	4	21	4.32	
Outfielders		Minnesota Twins	0-0 (0)	5	0	3.1	5	3	3	4	2	8.10	
Pitchers	*Steven Mazur	Aberdeen [MD] IronBirds (Orioles Class Low-A)	0-0 (1)	5	0	4.0	8	5	5	0	3	11.25	
	David Phelps	Phoenix Desert Dogs (Arizona Fall League)	2-2 (0)	8	8	32.2	36	16	16	9	28	4.41	
Infielders		GCL Yankees (Yankees Rookie)	1-1 (0)	2	2	7.0	4	2	0	1	5	0.00	
		Scranton/Wilkes-Barre [PA] Yankees (Yankees Class AAA)	6-6 (0)	18	18	107.1	115	42	38	26	90	3.19	
Outfielders	Jeff Samardzija	Chicago Cubs	8-4 (0)	75	0	88.0	64	35	29	50	87	2.97	
	Kyle Weiland	Portland [ME] Sea Dogs (Red Sox Class AA)	8-10 (0)	24	24	128.1	108	54	51	55	126	3.58	
Pitchers		Boston Red Sox	0-3 (0)	7	5	24.2	29	22	21	12	13	7.66	

* retired in 2011

Notre Dame and the Major Leagues (current players in bold)

Name	ML Teams	Name	ML Teams	Name	ML Teams
Adrian "Cap" Anson	Chicago Cubs (1876-97)	Bert Inks	Brooklyn Grooms (1891-92)	Andy Pilney	Boston Braves (1936)
John Axford	Milwaukee Brewers (2009-12)		Washington Senators (1892)	Michael "Doc" Powers	Louisville Colonels (1898-99)
Alfred "Dutch" Bergman	Cleveland Indians (1916)		Baltimore Orioles (1894)		Washington Senators (1899)
Bob Beschler	Cincinnati Reds (1908-13)		Louisville Colonels (1894-95)		Philadelphia A's (1901-09)
	New York Giants (1914)		Philadelphia Phillies (1896)		New York Yankees (1905)
	St. Louis Cardinals (1915-17)		Cincinnati Reds (1896)	Bill Reed	Boston Braves (1952)
	Cleveland Indians (1918)		Washington Senators (1808-09)	Ron Reed	Atlanta Braves (1966-75)
Lou Bevil	Washington Senators (1942)	Burt Keeley	Chicago White Sox (1910)		St. Louis Cardinals (1975)
Joe Birmingham	Cleveland Indians (1906-14)	Albert "Red" Kelly	Pittsburgh Pirates (1914-15)		Philadelphia Phillies (1976-83)
Jim Burke	Detroit Tigers (1956)	Herb Kelly	Philadelphia A's (1934)		Chicago White Sox (1984)
Billy Burke	Boston Braves (1910-11)	Ed Laggar	Chicago White Sox (1913-14)	Ed Reulbach	Chicago Cubs (1905-13)
Charles "Count" Campau	Detroit Wolverines (1888)	Brad Lidge	Houston Astros (2002-06)		Brooklyn Dodgers (1913-14)
	St. Louis Browns (1890)		Philadelphia Phillies (2007-11)		Newark Federals (1915)
	Washington Senators (1894)	Adrian Lynch	St. Louis Browns (1920)		Chicago Cubs (1916-17)
Frank Carpin	Pittsburgh Pirates (1965)	Earle Mack	Philadelphia A's (1910-11, '14)	Rich Rusteck	New York Mets (1966)
	Houston Astros (1966)	Matt Macri	Minnesota Twins (2008)	Jeff Samardzija	Chicago Cubs (2008-12)
Tommy Carroll	New York Yankees (1955-56)	Jeff Manship	Minnesota Twins (2009-12)	Frank Scanlan	Philadelphia Phillies (1909)
	Kansas City Athletics (1959)	Jackie Mayo	Philadelphia Phillies (1948-53)	Arthur "Tillie" Shafer	New York Giants (1910-13)
Paul Castner	Chicago White Sox (1923)	Alex McCarthy	Pittsburgh Pirates (1910-15, '16-17)	Frank Shaughnessy	Washington Senators (1905)
Craig Counsell	Colorado Rockies (1995, '97)		Chicago Cubs (1915-16)		Philadelphia A's (1908)
	Florida Marlins (1999)	Ed McDonough	Philadelphia Phillies (1909-10)	Tommy Shields	Baltimore Orioles (1992)
	L.A. Dodgers (2000)	Willie McGill	Cleveland Indians (1890)		Chicago Cubs (1993)
	Arizona Diamondbacks (2000-03, '05-06)		St. Louis Browns (1891)	Tom "Duke" Simpson	Chicago Cubs (1953)
	Milwaukee Brewers (2004, '07-11)		Cincinnati Reds (1891-92)	Richard "Red" Smith	New York Giants (1927)
Harry Curtis	New York Giants (1907)		Chicago Cubs (1893-94)	Joe Sociavale	Cleveland Indians (1897-99)
George Cutshaw	Brooklyn Dodgers (1912-17)		Philadelphia Phillies (1895-96)	Billy Sullivan, Jr.	Chicago White Sox (1931-33)
	Pittsburgh Pirates (1918-21)	Dan McGinn	Cincinnati Reds (1968)		Cincinnati Reds (1935)
	Detroit Tigers (1922-23)		Montreal Expos (1969-71)		Cleveland Indians (1936-37)
Bert Daniels	New York Yankees (1910-13)		Chicago Cubs (1972)		St. Louis Browns (1938-39)
	Cincinnati Reds (1914)	Johnny McHale	Detroit Tigers (1943-48)		Detroit Tigers (1940-41)
Jean Dubuc	Cincinnati Reds (1908-09)	Chris Michalak	Arizona Diamondbacks (1998)		Brooklyn Dodgers (1942)
	Detroit Tigers (1912-16)		Toronto Blue Jays (2001)		Pittsburgh Pirates (1947)
	Boston Red Sox (1918)		Texas Rangers (2001-02)	Lancelot "Yank" Terry	Boston Red Sox (1940-45)
	New York Giants (1919)		Cincinnati Reds (2006)	Henry Thielman	New York Giants (1902)
Shaun Fitzmaurice	New York Mets (1966)	Rupert Mills	Newark Federals (1915)		Cincinnati Reds (1902)
James "Steamer" Hanagan	Pittsburgh Pirates (1905)	Johnny Mohardt	Detroit Tigers (1922)		Brooklyn Dodgers (1903)
Bill Froats	Detroit Tigers (1955)	James "Red" Morgan	Boston Red Sox (1906)	Dick Thoenen	Philadelphia Phillies (1967)
Norwood Gibson	Boston Red Sox (1903-06)	Patrick Murray	Philadelphia Phillies (1919)	Clem Clemens (Ulatowski)	Chicago Whales (1914-15)
Jim Hannan	Washington Senators (1962-70)	John "Red" Murray	St. Louis Cardinals (1906-08)		Chicago Cubs (1916)
	Detroit Tigers (1971)		New York Giants (1909-15, '17)	Ed Walsh, Jr.	Chicago White Sox (1928-32)
	Milwaukee Brewers (1971)		Chicago Cubs (1915)	John G. Walsh	Philadelphia Phillies (1903)
Ed Hamzyewski	Chicago Cubs (1942-46)	Lou Nagelson	Cleveland Indians (1912)	Tom Whelan	Boston Braves (1920)
Aaron Heilman	New York Mets (2003-08)	Hank Olmstead	Boston Red Sox (1905)	Fred "Cy" Williams	Chicago Cubs (1912-17)
	Chicago Cubs (2009)	Phillip "Peaches" O'Neill	Cincinnati Reds (1904)		Philadelphia Phillies (1918-30)
	Arizona Diamondbacks (2010-11)	Christian Parker	New York Yankees (2001)	Carl Yastrzemski	Boston Red Sox (1961-83)
	Seattle Mariners (2012)	Dan Peltier	Texas Rangers (1992-93)		
			San Francisco Giants (1994-96)		

Heilman and Lidge remained insured as of Jan. 5




Notre Dame World Series Winners

Six former Notre Dame baseball players have helped their team claim the World Series title (pictured, left-to-right, top-to-bottom): righthander Ed Reulbach ('907 and '08 Chicago Cubs), pinch-hitter Jean Dubuc ('16 Boston Red Sox), pinch-hitter John McHale ('45 Detroit Tigers), relief pitcher Ron Reed ('80 Philadelphia Phillies), second baseman Craig Counsell ('97 Florida Marlins, '01 Arizona Diamondbacks) and relief pitcher Brad Lidge ('08 Philadelphia Phillies).

Former Notre Dame baseball player **Craig Counsell** (1989-92) helped the Florida Marlins claim the 1997 World Series title (below). He became the 13th former Notre Dame player to play in the World Series (17 now have done so) and the sixth to play on a World Series-winning team, duplicating the feat as a member of the Arizona Diamondbacks 2001 World Series championship team (he also was named MVP of the 2001 National League Championship Series versus the Atlanta Braves). As of Jan. 2011, Counsell is one of 43 former Notre Dame student-athletes who have played on the winning team in the World Series, Super Bowl, NBA Championship or Stanley Cup (those 43 have combined for 62 titles). He is one of 16 Notre Dame alums to play on multiple major pro championship teams, joining the likes of Nick Buoniconti, Rocky Bleier, Joe Montana, Dave Duerson, Mark Bavaro, Bill Laimbeer, John Paxson and Bill Nyrop in that distinction.


Counsell Helps Marlins Win Title

Former Notre Dame baseball team captain and MVP Craig Counsell became a part of World Series history on the night of Sunday, Oct. 26, 1997, as a member of the Florida Marlins. After forcing extra innings with a ninth-inning sacrifice fly that scored Moises Alou, Counsell scored the game-winning run on an Edgar Renteria single up the middle to defeat the Cleveland Indians, 3-2. An 11th-round draft selection of the Colorado Rockies in 1992, Counsell spent six successful seasons in the minor leagues before being called up to the Rockies in late July of 1997. Days later, he was traded to Florida and helped the Marlins in their late-season run, batting .299 in 51 regular season games and .293 in 15 postseason games. He was honored by his alma mater at halftime of the Notre Dame/West Virginia football game on Nov. 22, 1997. Counsell also joined his former Marlins manager Jim Leyland as the keynote speakers at Notre Dame's 2007 annual baseball Opening Night Dinner.



Counsel Repeats As World Series Champion With 2001 Arizona Diamondbacks

Former Notre Dame player Craig Counsell's World Series magic continued in 2001, as a member of the victorious Arizona Diamondbacks. Counsell went from being a reserve to serving as one of the driving forces in the team's postseason run. He batted .275 during the 2001 regular season (4 HR, 38 RBI) before earning MVP honors at the National League Championship Series, thanks to his 8-for-21 batting, four RBI and five runs scored versus the Atlanta Braves (he is pictured below with the trophy, seated next to then-Diamondbacks general manager and fellow Notre Dame graduate Joe Garagiola, Jr.). His career-best season included 141 games played at second base, third base and shortstop, and he closed the 2001 regular season by hitting safely in 25 of his final 27 starts. In addition to his NLCS heroics, Counsell opened the World Series by hitting an early solo home run versus the New York Yankees' Mike Mussina, forging a 1-1 tie and launching Arizona to a 9-1 Game 1 victory.



INFIELD

Craig Counsell

Class of '92 • Ht: 6-0 • Wt: 177 (as senior)
Bats-Throws: L-R • Whitefish Bay, Wis.

#19

INSIDE THE NUMBERS

Award-winning Notre Dame infielder and team captain who helped Florida Marlins ('97) and Arizona Diamondbacks ('01) win World Series, as starting second baseman • ranked third among 1997 Florida regulars with .293 post-season batting • forced extra innings in Game 7 with 9th-inning sacrifice fly, then scored in 11th for 3-2 win over Cleveland • hit .275 in 2001 regular season before earning NLCS MVP after batting 5-for-21 (4 HR, 5 RBI) in Atlanta series • captured 1992 wish to win one game of College World Series (he was named to NCAA All-Atlantic Regional team) • team MVP on 1992 squad that included 14 eventual pro draft picks • still holds Irish career records for walks (166), ranking fifth in games played (236), tied for fifth in total sacrifices (38) and 10th in doubles (50) • followed his father John as only father-son combination to captain the same team sport at Notre Dame • selected in 11th round of the 1992 Major League draft, by the Colorado Rockies.

COUNSELL'S CAREER NOTRE DAME STATISTICS

Year	G/GS	AB	R	H	2B	3B	HR	RBI	BB	SO	SB-A	FLD	AVG
1989	57/49	152	43	44	3	0	0	32	43	27	6-8	.939	.289
1990	56/51	181	42	48	11	0	4	34	29	18	11-14	.904	.265
1991	61/61	208	57	66	14	3	2	37	49	18	7-12	.927	.317
1992	62/62	227	62	77	22	1	12	63	45	19	13-16	.923	.339
Career	236/223	768	204	235	50	4	18	166	166	82	37-50	.923	.306



Brad Lidge Saves the 2008 World Series for the Philadelphia Phillies

2008 WORLD CHAMPIONS

Lidge a proud product of Notre Dame

Brad Lidge takes the ball for the Phillies, but somewhere, the Irish eyes are smiling.

That's because Lidge is one of Notre Dame's own — an alumnus who once was the Big East Conference pitcher of the year. That was in 1998, when Lidge went 8-2 and recorded 92 strikeouts in 80 1/3 innings, and this year, the Philadelphia closer added the National League's Comeback Player of the Year Award to his resume.

Cheer, cheer for Old Notre Dame, wake up the echoes cheering her name.

The comeback nod for Lidge was well deserved.

In 41 save opportunities in the regular season, Lidge took the ball. On all of those 41 occasions, Lidge received the obligatory handshake from his catcher and extended his consecutive-saves streak to 44 with three saves carried over from last season with the Astros.

Lidge will need a season in 2009 similar to this one to match Eric Gagne's 84 consecutive-saves streak that ended in 2004.

Lidge notched 19 saves but blew eight opportunities last season in Houston, but he erased all the bad memories in 2008.

"I never lost confidence in myself, no matter what the years were like or the results," Lidge said. "I always felt I was going to come back and pitch to the best of my ability."

Phillies fans like those in Houston before them may be able to quickly point out that Lidge has pressed the issue, but accepting defeat on the mound, this season anyway, has been an alien concept, and Lidge would like that to continue.

Send a rally cheer on high, shake down the thunder from the sky!

The right-hander is making his third trip to the postseason and would like to make a return trip to the World Series. Lidge made two relief appearances for Houston in 2005, and took a pair of losses, as the White Sox swept the Astros to take the title.

Lidge allowed a walk-off homer to Scott Podsednik in Game 2 in that series and an RBI single to Jermaine Dye, which produced the lone run in the Game 4 clincher.

What though the odds be great or small, old Notre Dame will win over all.

The move to Philadelphia has changed the fortunes for Lidge, who was born in Sacramento, Calif. He attended Cherry Creek High School near Denver before moving on to Notre Dame.

There were five former Notre Dame players to play on winning World Series teams, and Lidge joined that list. The last was Craig Counsell, who earned rings with the Marlins in 1997 and again in 2001 with the Diamondbacks.

The others were Cubs right-hander Ed Reulbach (1907-08), Red Sox pinch-hitter Jean Duhac (1918), Tigers first baseman John McHale (1945) and Phillies right-hander Ron Reed (1990).

A couple of years ago, Lidge made the pilgrimage to the campus after the Fighting Irish had reached the NCAA's.

"It was awesome," Lidge told MLB.com. "It was nice to meet the next generation, which makes me sound old. It was good to go back in the clubhouse. Things haven't changed that much."

While her loyal sons are marching, onward to victory!

Mike Scarr is a reporter for MLB.com.

Brad Lidge

#20

Class of '98 • Ht: 6-3 • Wt: 200 (as junior)
Bats-Throws: R-R • Englewood, Colo.

INSIDE THE NUMBERS

Award-winning Notre Dame pitcher who helped the Philadelphia Phillies (08) win World Series • recorded final out and save in game 5 of World Series clinching victory over Tampa Bay Rays • finished the postseason a perfect 10-0 in save opportunities • went 41-of-41 in save chances during the regular season • selected to Major League Baseball All-Star game in final season of Yankee Stadium • awarded MLB National League Comeback Player of the Year • ranked as one of MLB's top rookies in '03 for Houston Astros before setting the NL record for strikeouts by a reliever in '04 • drafted by the San Francisco Giants in the 42nd round of the '95 MLB Draft (did not sign) • developed into the highest ND drafted player in 33 years (tied for highest drafted player ever) • named '98 BIG EAST Pitcher of the Year • his '93 strikeouts shared for the conference league and were tied for second-most in school history at the time • selected in the 1st round of the 1992 Major League draft, by Houston with the 17th overall pick.

BRAD LIDGE

LIDGE'S CAREER NOTRE DAME STATISTICS												
Year	G/GS	IP	H	R	ER	BB	K	WP	HR	AVG	W-L	SV
1996	7/0	11.2	8	7	7	11	10	3	2	.200	1-0	1
1997	8/7	37.2	41	36	26	22	40	5	6	.275	4-3	0
1998	10/15	80.1	72	41	37	39	93	2	9	.240	8-2	0
Career	31/22	129.2	121	84	70	72	143	10	17	.247	13-5	1

Year	G/GS	IP	H	R	ER	BB	K	WP	HR	AVG	W-L	SV	ERA
1996	7/0	11.2	8	7	7	11	10	3	2	.200	1-0	1	5.40
1997	8/7	37.2	41	36	26	22	40	5	6	.275	4-3	0	6.21
1998	10/15	80.1	72	41	37	39	93	2	9	.240	8-2	0	4.15
Career	31/22	129.2	121	84	70	72	143	10	17	.247	13-5	1	4.86

A						
No.	Name	Years	Pos.	Hometown/Previous Team	Ht./Wt.	Career Statistics
	*Abbate, Jimmy	1976-77	2B/1B	Long Island, NY/St. Dominic HS	5-11/175	172 AB, 238, 0 HR, 12 RBI
	Abrott, Bernard	1927	P	Berkeley, CA		
33	Adams, Ty	2010-11	OF	Indianapolis, IN/Brébeuf Jesuit	6-6/225	20 AB, 150, 0 HR, 1 RBI
	Alderman, Dallas	1904	P	Goshen, IN		5-2 record
23	Allen, Craig	1994-96	RHP	Franklin, KY/Franklin-Simpson HS	6-2/195	154-0 IP, 5.38 ERA, 9-5 (1), 76 K
1	*Allen, Tom	1989	OF/DH	Council Bluffs, IA/Dowling HS	5-8/160	63 AB, 254, 1 HR, 10 RBI
	Allison, William	1917	C/OF	Georgetown, TX	6-1/180	
26	Ambrey, Timothy	1981-82	C/1B	Cary, IL/Cary Grove HS	6-2/210	141 AB, 255, 1 HR, 19 RBI
12	Amrhein, Mike	1994-97	IF/OF/C	Oak Park, IL/Oak Park River Forest HS	6-2/200	745 AB, 361, 37 HR, 202 RBI
36	*Andres, Steve	2003-06	LF/DH/C	Napa, CA/Justin Siena HS	5-10/200	385 AB, 268, 17 HR, 86 RBI
	Andres, William	1916-18	C	Bridgeport, CT	5-10/175	
	Anson, George	1895	1B	Merrill, WI		
	Arboit, Ennio	1936-38	P/OF	Oglesby, IL/St. Bede's Academy	5-11/180	13-4 record
30	Amzen, Bob	1967-69	RHP	Fl. Thomas, KY/St. Xavier HS	6-5/205	106.1 IP, 3.30 ERA, 6-3 (0), 75 K
	Antoine, Lawrence	1903-04	C	South Monauk, IL		
	Armfield, Fremont	1911-12	OF	Elgin, IL		
12	Ashdown, Brayden	2007-10	OF	Tucson, AZ/Catalina Foothills HS	6-1/180	341 AB, 261, 7 HR, 39 RBI, 4 SB
	Askew, Haskell	1930-31	2B/SS	Oklahoma City, OK		
49	Axford, John	2002-03	RHP	Port Dover, ONT/Assumption College HS	6-5/180	144.2 IP, 4.28 ERA, 14-6 (0), 137 K

B						
	*Bader, Bob	1977-78	OF	Lakewood, OH	5-11/175	157 AB, 197, 3 HR, 22 RBI
	Bader, Clarence	1918-19	P	Whiting, IN		
	Bahan, Leonard	1918-19	1B	Somerset, KY	5-9/160	
41	Balicki, Mike	1995-97	RHP	Santa Margarita, CA/Santa Margarita HS	6-2/195	90.2 IP, 4.57, 9-2 (2), 56 K
20	Barnes, Jeremy	2006-09	2B	Garland, TX/South Garland HS	5-10/190	856 AB, 305, 49 2B, 26 HR, 197 RBI
	Barrett, Jack	1944-46	P	Louisville, KY	6-0/160	13-10 record
2	Barrows, Joseph	1981	SS/2B	Wabash, IN/Wabash HS	5-9/160	54 AB, 222, 0 HR, 11 RBI
	Barry, Norm	1919-21	P	Chicago, IL/Fenwick HS	5-10/170	
	Barth, Dave	1978-80	IF	Cincinnati, OH/St. Xavier HS	6-0/165	250 AB, 312, 1 HR, 42 RBI
28	Bartlett, Bob	1979-81	RHP	Shaker Heights, OH/Shaker Heights HS	5-10/170	
	Bautch, Dan	1990-92	OF	Houston, TX/Stratford HS	5-11/165	422 AB, 284, 2 HR, 46 RBI, 68 SB
	*Beach, Joe	1934-35	LHP/OF	New Orleans, LA/Holy Cross HS	5-11/175	5-1 record
	Becker, Alphonse	1899	OF	Adrian, MN		
	Behe, Francis	1939	OF	Altoona, PA		
14	Bentley, Bob	1965-67	RHP	Clinton, IA/St. Mary's HS	6-3/190	75.1 IP, 5.38 ERA, 3-8, 68 K
	Berger, Alvin	1912-14	P	Howe, IN	6-0/170	7-7 record
	Bergman, Alfred	1914-15	SS/OF/P	Peru, IN/Peru HS	5-7/155	
	Bergman, Joseph	1923	OF/P	Peru, IN/Peru HS	5-8/170	
	Bertelli, Angelo	1943	C/1B	West Springfield, MA/Cathedral HS	6-1/170	
24	Bertucci, Rico	2004	RHP	Belleville, IL/St. Louis University HS	6-0/170	14.1 IP, 1.88 ERA, 1-0, 11 K
	Besser, Paul	1955	RHP	Buffalo, NY/Neumann HS	6-3/200	21.2 IP, 0-1, 17 K
	Besten, Elmer	1925-27	P/OF	Davenport, IA	11-14 record	
33	Bickford, Scott	2005	LHP	Owings, MD/Northern HS	6-5/170	40.0 IP, 4.28 ERA, 4-1 (1), 37 K
8	Billmaier, Kris	2000-03	OF	Woodinville, WA/Woodinville HS	5-10/205	731 AB, 271, 15 HR, 140 RBI
13	*Binkiewicz, Joe	1988-92	1B/LHP	Wintersville, OH/Wintersville HS	6-4/225	671 AB, 334, 33 HR, 176 RBI; 49.1 IP, 3.10 ERA, 6-1 (0), 27 K
	Birk, Robby	1992-94	UTIL	Louisville, KY/St. Xavier HS	6-0/165	204 AB, 250, 2 HR, 40 RBI
	Blievemich, Jerome	1920-22	C	Elmhurst, IL		
12	Blythe, Thomas	1964-66	SS	Koppel, PA	5-10/165	340 AB, 241, 7 HR, 53 RBI
	Bobinski, Mike	1978-79	RHP	Yaphank, NY/Longwood HS	6-0/180	76.1 IP, 4.24 ERA, 4-8 (0), 45 K
	*Bobowski, Stan	1975, '77	CF	Arlington Hts., IL/St. Viator HS	6-0/185	228 AB, 259, 4 HR, 33 RBI
9	*Bok, Matt	2000-02	DH/OF/C	Akron, OH/Walsh Jesuit HS/Georgetown	5-10/190	462 AB, 290, 6 HR, 85 RBI
	Boland, James	1918	P	Lansing, MI	0-1 record	
	Boland, Tom	1949-51	C	Columbus, OH/Aquinas HS	6-4/200	165 AB, 291, 0 HR, 26 RBI
	Bonham, Edwin	1906-08	OF	Painted Post, NY		
17	Boockford, Billy	2007-10	OF	Glen Ellyn, IL/Glenbard West HS	6-1/195	290 AB, 276, 13 2B, 3 HR, 51 RBI
	*Borowski, Chuck	1936-38	OF	South Bend, IN/Central HS		
	Botwick, Thomas	1909	OF	Joliet, IL		
	Boyle, Hugh	1907	IF	Darlington, WI		
	Braddock, John	1937-38	2B	Washington, DC		
12	Bransfield, Matt	2003-06	OF/DH/C	Englewood, CO/Cherry Creek HS	6-1/200	577 AB, 317, 18 HR, 129 RBI
27	Braun, Roger	1953	LF	Athens, WI	6-0/190	101 AB, 347, 1 HR, 30 RBI
	Bray, James	1928-29	2B/OF	Kansas City, MO/St. Peter's Prep	5-11/165	
17	Brennan, Michael	1960-61	LHP	Rensselaer, NY	6-1/185	30 AB, 133, 0 HR, 2 RBI
24	Bretting, Henry	1956	RHP	Ashtand, WI	6-2/175	12.2 IP, 2-1, 8 K
7	*Brezosky, Ross	2005-08	IF/OF	Naples, FL/Collier HS	5-9/180	788 AB, 289, 11 HR, 130 RBI
5	*Brook, J.J.	1995-98	IF	Colorado Springs, CO/Air Academy HS	5-11/175	860 AB, 316, 21 HR, 174 RBI
	Broemell, Robert "Bo"	1959	RF	Quincy, IL/Notre Dame HS	6-2/180	35 AB, 314, 0 HR, 6 RBI
	Brogan, John	1906-08	3B	The Dalles, OR		
1	Browne, Randall	1995-97	2B/CF	Hazel Crest, IL/Hillcrest HS	5-11/180	640 AB, 364, 9 HR, 121 RBI
	Browne, Robert	1895-97, '99	IF/C	Blencoe, IA		
16	Brutvan, Bill	1960-62	CF	Johnson City, NY	5-11/185	224 AB, 295, 5 HR, 32 RBI



Outfielder/pitcher **Ennio Arboit** captained the 1937 Notre Dame baseball team while helping the Irish post a 38-12 record from 1936-38 (13-4 career record).



Bob Amzen — one of three Notre Dame student-athletes ever named Academic All-America three times (as a basketball player) — led the '67 staff with a 2.34 ERA and 5-1 record.



Outfielder **Dan Bautch** ranks sixth in Notre Dame history with 68 stolen bases, including 29 (8th in Irish history) on an aggressive 1990 team that totaled 117 SBs.



Pitcher **Tom Bujowski** ranks 10th in Irish history with 206 career strikeouts and is one of four since 1952 who have led the Irish staff in strikeouts three times (64 in 1952, 67 in '56 and '75 in '57).

Note: Jersey number, position, height and weight based on final media guide listings. Only years in which player lettered are listed (stats reflect entire career). Stats refer to at bats, batting avg., home runs and runs batted in for offensive players and innings, earned run avg., win-loss record (saves) and strikeouts for pitchers. Current players in bold. Asterisks (*) indicate letterhead additions, pound sign (#) switch-hitters. Some data incomplete/unavailable. Please forward additions/corrections to ND Media Relations Office.

All-Time Roster

No.	Name	Years	Pos.	Hometown/Previous Team	Ht./Wt.	Career Statistics
39	Buchmeier, Matt	1999-2002	RHP	Greenwood, IN/Roncalli HS	6-0/195	120.1 IP, 4.68 ERA, 5-3 (5), 147 K
11	Bujnowski, Tom	1952, '56-'57	RHP	Bayonne, NJ/St. Benedict's Prep	5-11/170	207 K thrown; 132 AB, .197
	Bunker, Richard	1955	LHP	Norwood, MA		51.0 IP, 3-4, 60 K
	Burke, Bill	1909	LHP	Worcester, PA	5-10/165	5-2 record
	Burke, Ernest	1915	1B/OF	Indianapolis, IN		
	Burns, Raymond	1905	P	Pittsburgh, PA		2-4 record
12	*Bushey, Andrew	1999-2002	3B/C	Boardman, OH/Cardinal Mooney HS	5-10/190	777 AB, 304, 11 HR, 135 RBI
C						
	Callahan, Edward	1894	RF	Omaha, NE		
	Callahan, Thomas	1941	OF	Stamford, CT		
3	*Cameron, Jim	1982	OF	Spring Lake, MI/Grand Haven HS	5-9/160	95 AB, 242, 1 HR, 19 RBI
	Campagna, Joseph	1941	3B	Berwyn, IL		
	Campbell, Arthur	1895	OF	San Francisco, CA		
	Campbell, Jack	1947-49	LHP	Lowell, MA	6-1/175	10-7 record
	Campbell, Michael R.	1895-96	C	Tillahoma, TN		
30	Capozzi, Angelo	1954	LHP	Syracuse, NY		48.0 IP, 4-2, 31 K
14	Carideo, Jim	1955-57	SS	Mt. Vernon, NY/A.B. Davis HS	5-7/165	236 AB, 254, 0 HR, 31 RBI
	Carlin, Jim	1942-43	3B	Trenton, NJ/Trenton Catholic HS	5-10/150	
13	Carlin, Mike	1998-2001	RHP	Manhattan, KS/Manhattan HS	6-5/215	34.2 IP, 5.19 ERA, 1-1, 19 K
	Carlin, Tom	1943	2B	Trenton, NJ/Trenton Catholic HS	5-11/175	
29	Carlson, Garret	1995	P	Spokane, WA/North Central HS	6-1/192	34 IP, 7.68 ERA, 0-1, 31 K
	Carmody, Arthur	1912	OF	Shreveport, LA		
	Carmody, Francis	1915	2B	Shreveport, LA		
	Carney, Mark	1977	LHP	Elmhurst, IL	6-3/180	27.0 IP, 5.00 ERA, 2-2 (0), 18 K
14	*Carpin, Frank	1958	LHP/OF	Richmond, VA/Benedictine HS	5-10/170	72.2 IP, 3.22 ERA, 6-2, 102 K
	Carson, James	1937	1B	Indianapolis, IN/Cathedral HS	5-9/165	
31	Carretta, John	1958-60	1B	Arlington, VA	6-3/205	257 AB, 276, 5 HR, 62 RBI
	Cartier, Dezera	1892	2B	Ludington, MI		
	Caruso, Thomas	1978-79	IF	Kenmore, NY/Kenmore West HS	5-10/170	203 AB, 271, 1 HR, 17 RBI
44	Casey, David	2009-11	1B	Whitefish Bay, WI/Whitefish Bay HS	6-4/235	211 AB, 261, 11 2B, 3 HR, 39 RBI
	Casner, Paul	1921-23	LHP/OF	St. Paul, MN/St. Thomas Military Acad.	5-11/187	14-7 record
21	Cawey, Scott	1997-2000	RHP	Omaha, NE/Craigton Prep	6-5/200	165.0 IP, 4.20 ERA, 15-4, 138 K
20	Celmer, Dave	1966-68	LHP	Rochester, NY	6-3/180	113.2 IP, 3.40 ERA, 9-4, 114 K
	Centlivere, Carl		OF	Fort Wayne, IN		
11	Chase, Tommy	2009, '18	INF	Cohasset, MA/Boston College HS	5-10/175	14 AB, .143, 0 HR, 1 RBI
39	Chenail, Kevin	1985-88	RHP	North Adams, MA/Drury HS	6-4/200	211.0 IP, 4.48, 13-13 (1), 96 K
	Chlebeck, Andrew	1940-42	OF	St. Paul, MN/St. Thomas Military Academy	6-0/190	
10	*Chryst, Rick	1981-83	OF/IF	Plateville, WI/Madison Edgewood HS	6-0/165	421 AB, 318, 8 HR, 66 RBI
	Chianchetti, Robert	1944	2B/C	Brooklyn, NY/Lafayette HS	5-7/140	
	Ciszczon, Frank	1944	2B	East Chicago, IN/Cathedral Central HS	6-0/165	
23	*Clark, David	1983-85	C	Mitchellville, MD/DelMatha HS	6-2/185	333 AB, 231, 5 HR, 61 RBI
	Cleary, Bob	1977	3B	Birmingham, MI/Brother Rice HS	5-8/145	140 AB, 207, 0 HR, 11 RBI
6	*Clemens, Peter	1974	CF	Tell City, IN/Tell City HS	5-10/165	91 AB, 264, 2 HR, 11 RBI
14	Clementz, Mark	1982-84	LHP	Elkhart, IN/Elkhart Central HS	6-0/170	179.0 IP, 2.97, 14-9 (3), 106 K
17	Clevenger, Kasey	1993	OF	Marion, IN/Marion HS	5-11/186	11 AB, .000, 0 HR, 0 RBI
	Cocitti, Tom	1948	C	Rochester, NY	5-5/190	
27	Coffey, Mike	1988-90	RHP	West Sand Lake, NY/Christian Brothers Acad.	6-3/195	158.0 IP, 4.50, 16-5 (12), 109 K
18	Coleman, Patrick	1973-75	3B	Anoka, MN/Benilde HS	5-11/180	228 AB, 329, 0 HR, 36 RBI
	*Colloton, Dick	1952-54	2B	Mason City, IA/St. Joseph HS	5-11/160	277 AB, 300, 2 HR, 34 RBI
	Colnick, John	1927-29	1B	Newark, NJ/St. Benedict's Prep	6-2/190	
	Combe, Joseph	1892	LF	Brownsville, TX		
26	Combs, Arthur	1972	RHP	Yorktown Hts, NY	6-0/175	8 IP, 9.00 ERA, 0-1 (0), 3 K
22	Conlin, Thomas	1982-84	RHP	Mt. Prospect, IL/John Hersey HS	6-0/170	98.0 IP, 4.41 ERA, 8-8 (4), 65 K
	Connolly, Eugene	1909-11	3B	Malden, MA		
	Connors, Benny	1919-20	OF	Chicago, IL		
10	Connolly, Ryan	2007, '09	LF	Binghamton, NY/Binghamton HS	5-11/190	353 AB, 300, 28 2B, 3 3B, 15 HR, 67 RBI
30	Connors, John	1957	RHP	LaGrange, IL	6-1/185	22.2 IP, 4.37 ERA, 2-4, 25 K
28	Conroy, Tom	1982	LHP	Staten Island, NY/Farell HS	6-2/190	9.1 IP, 4.82 ERA, 0-0 (0), 8 K
24	Conway, Brian	1989	LHP	Indianapolis, IN/Indianapolis Cathedral HS	6-2/185	71.1 IP, 5.55 ERA, 5-4 (0), 31 K
	Cook, Arthur	1905	C	Brooklyn, NY		
14	*Cooke, Ben	1998-2001	IF/OF	Bay Village, OH/St. Ignatius HS	5-9/175	421 AB, 274, 1 HR, 39 RBI
	*Cooper, Alan	1962-63	RHP/IF	Buffalo, NY/Canisius HS	5-9/155	63 IP, 3.86 ERA, 4-3, 58 K, 51 AB, .235, 0 HR, 4 RBI
9	Cooper, Craig	2003-06	OF/1B	Plainville, NY/Chamaine HS	6-1/210	734 AB, 361, 26 HR, 162 RBI
24	Corbin, John	1998-2000	RHP	Hollywood, FL/Hollywood Hills HS	6-3/200	114.1 IP, 4.64 ERA, 13-7 (20), 112 K
	Corcoran, Charles	1915-16	2B	Joliet, IL		
	Corcoran, James	1938	OF	Washington, D.C.		
	*Corrao, Andy	1954	OF	Milwaukee, WI/Lincoln HS	5-11/155	50 AB, 200, 0 HR, 3 RBI
6	*Coss, Mike	1988-91	SS	Bridgeport, OH/Linsly HS	5-10/190	687 AB, 268, 5 HR, 104 RBI
29	Costa, Donald	1959	LF	Elwood City, PA	5-11/200	48 AB, 229, 0 HR, 7 RBI
	Costello, Albert	1933-35	OF	Akron, OH/North HS		
13	*Costigan, Dave	1951-53	3B/OF	Bloomington, IL/Trinity HS	5-10/161	187 AB, 246, 0 HR, 17 RBI
19	*Counsell, Craig	1989-92	3B/SS	Whitefish Bay, WI/Whitefish Bay HS	6-0/177	768 AB, 306, 18 HR, 166 RBI
23	*Counsell, John	1962-64	RF	Oconomowoc, WI/Oconomowoc HS	5-11/180	272 AB, 290, 6 HR, 44 RBI



Frank Carpin set the Irish record for strikeouts in a game (19) en route to a then-ND record 102 strikeouts in the 1958 season.



Tom Caruso did not strike out during the entire 1979 season (87 at bats), as a member of a Notre Dame offense that totaled just 111 strikeouts in that entire season.



John Carbin ('97-'00) set the Notre Dame records for saves in a season (11, now 4th) and saves in a career (20, now 1-2nd).



Tom Cuggino ('66-'68) ended his career ranked fourth on the Notre Dame career ERA list (2.93).

No.	Name	Years	Pos.	Hometown/Previous Team	Ht./Wt.	Career Statistics
	Crane, Hubert	1939-40	OF/2B	North Hampton, MA		
	Creevey, John	1943/47-48	OF/RHP	Clawson, MI/Clawson HS	6-2/215	4-4 record
	Crimmins, Bernard	1940-42	C	Louisville, KY/St. Xavier HS	5-11/185	
	Crimmins, Charles	1941	IF	Watertown, NY		
17	Cross, James	1983, '85-'86	RHP	Royal Oak, MI/Shrine HS	6-0/185	129.1 IP, 5.50 ERA, 6-12 (3), 50 K
	Crowley, Francis	1924-26	3B/OF	Chicago, IL		
25	Cuggino, Tom	1966-68	RHP	Bronx, NY/Mount St. Michael HS	6-4/210	156.2 IP, 2.93 ERA, 10-7, 127 K
	Cummings, Leo	1931-32	1B/OF	Seattle, WA		
	Cunha, Daniel	1933-35	SS	St. Petersburg, FL		
	Cunningham, John	1950-51	OF/3B	East St. Louis, IL	5-11/180	138 AB, 217, 1 HR, 17 RBI
	Curtin, Egbert	1923	C	Famamau, MA		
	Curtis, Harry	1907	C	Newbury Port, MA	5-10/170	
26	Cusack, James	1955-57	1B	Peoria, IL/Spalding Institute	6-1/185	263 AB, 308, 3 HR, 43 RBI
	Cutshaw, George	1908	2B	Newburyport, MA	5-9/160	

D

	Dalton, James	1954	LHP	Minneapolis, MN	5-11/160	39.0 IP, 1-3, 16 K
	Daly, Charles	1900	2B	Patterson, NJ	5-7/140	
	Daly, Michael	1896-98	OF	New Brunswick, NJ		
22	Danapilis, Eric	1990-93	RF/RHP	St. Joseph, MI/St. Joseph HS	6-2/220	729 AB, 405, 29 HR, 221 RBI; 23 IP, 5.87 ERA, 2-1 (3), 17 K
	Danieli, Evan	2008-09	RHP	East Hanover, NJ/Seton Hall Prep	6-7/230	30.1 IP, 5.64 ERA, 0-1 (0), 24 K
	Daniels, Bert	1908-09	1B	Joliet, IL	5-9/180	
	Darwin, Oscar	1917	P	Minocque, WI		
30	Davis, Pat	1996, '98	LHP	San Antonio, TX/Texas Military Inst.	6-4/225	34.1 IP, 6.03 ERA, 0-0 (0), 31 K
	Dawes, Joseph	1925	P	Ft. Leavenworth, KS		1-1 record
	"Deasey, John	1982-83	IF/OF	Edina, MN/Edina West	6-0/175	53 AB, 170, 0 HR, 8 RBI
23	Deasey, Michael	1978-81	RHP	Edina, MN/Edina West	6-3/195	186.2 IP, 3.86 ERA, 19-7 (0), 96 K
19	Dee, Jim	1982-84	3B/IF	Chicago Heights, IL/Marian Catholic	5-9/175	89 AB, 236, 1 HR, 19 RBI
	DeFacci, Dave	1975-78	C/OF	Richton Park, IL/Rice Central HS	5-10/170	
50	DeGraff, Marty	1993-94	RHP	South Bend, IN/St. Joseph's HS	6-3/205	53.1 IP, 4.39 ERA, 9-1, 41 K
13	DeSensi, Craig	1992-95	1B/3B	Louisville, KY/Trinity HS	6-0/192	546 AB, 313, 18 HR, 132 RBI
35	DeSico, Frank	2010-11	2B	Cleveland, OH/St. Ignatius HS	5-10/185	383 AB, 285, 11 2B, 1 HR, 36 RBI, 17 SB
	DeSilva, Mark	1981	C	Greenlawn, NY/John Glenn HS	6-1/185	1 AB, 000, 0 HR, 0 RBI
	Dilley, James	1930	P	Newark, NJ		4-2 record
20	Dingle, Phil	1982-83	C/OF	Tampa, FL/Jesuit HS	6-0/180	204 AB, 240, 3 HR, 33 RBI
	Doar, James	1903	C	Cumberland, WI	5-11/185	
	Dobosh, Joseph	1984-85	RHP	Brookfield, OH/Brookfield HS	6-6/220	135.0 IP, 6.20 ERA, 5-14 (3), 75 K
	Doemel, Dave	1975	C	Cohoes, NY/Christian Brothers HS	5-11/168	25 AB, 280, 0 HR, 4 RBI
	Dohan, Joseph	1902	P	Cincinnati, OH		4-2 record
47	Doherty, Ryan	2003-05	RHP	Toms River, NJ/Toms River East HS	7-1/220	98.1 IP, 2.84 ERA, 8-4 (20), 134 K
	Dolan, William	1912-13	OF	St. Louis, MO		
	Donahue, Matthew	1898-1901	CF	Wilmington, IL		
11	Donnelly, Phil	1961-62	LHP	Albany, NY	5-9/195	112.2 IP, 2.64 ERA, 8-5, 67 K
	Donohoe, Edward	1928		Cincinnati, OH		
	Donovan, William	1920		Chicago, IL		
4	Doming, Michael	1983-85	C	Claremont, CA/La Verne Damien HS	5-9/150	287 AB, 275, 2 HR, 38 RBI
	Doyle, Lawrence	1937-39	1B	Morristown, NJ		
26	Doyle, Mick	2008-11	INF	LaGrange Park, IL/Benet Academy	6-1/200	566 AB, 254, 35 2B, 9 HR, 74 RBI, 15 SB
9	Dreveline, J. P.	1999	C	Arlington Heights, IL/John Hersey HS	5-11/190	35 AB, 229, 0 HR, 4 RBI
	Drewes, Henry	1900		Des Plaines, IL		4-0 record
6	"Dressman, Danny	2004-07	OF	San Jose, CA/Archbishop Mitty HS	5-8/180	566 AB, 299, 0 HR, 90 RBI
	DuBois, Leo	1917		Oklahoma		
	Dubuc, Jean	1907-08	P/OF	Waterbury, CT	5-10/185	13-2 record
	Dudley, Ambrose "Bud"	1942	P	Philadelphia, PA/St. Joseph Prep	5-10/185	
5	Duff, Drew	1999-2002	RHP	Sevienville, TN/Sevier County HS	5-11/190	135.1 IP, 5.65 ERA, 12-4 (3), 114 K
12	"Duffy, Gene	1957-59	CF	Davenport, IA/St. Ambrose HS	5-6/155	290 AB, 338, 8 HR, 56 RBI
	Duggan, Edward	1913-15	OF	Greenwood, IN	6-0/195	
	Duggan, James	1901	OF	Crestin, IA		
	Dunn, Louis	1933-35	1B	Springfield, MA		
	Dumme, Bert	1924-25	OF	San Francisco, CA		
6	Dupra, Brian	2008-11	RHP	Rochester, NY/Greece Athena HS	6-3/200	315.2 IP, 5.30 ERA, 16-20 (1), 224 K
	"Durkin, Harry	1951-52	SS/3B	Newark, NJ	5-10/165	175 AB, 269, 5 HR, 33 RBI
44	"Dury, Mike	2004-07	LHP/1B	Indianapolis, IN/Bishop Chatard HS	6-5/240	81.2 IP, 2.20 ERA, 6-1 (3), 53 K; 270 AB, 237, 13 HR, 52 RBI

E

17	Ebert, John	1982	LHP	Dallas, TX/Marion (OH) Catholic HS	6-3/175	35.0 IP, 6.43 ERA, 3-2 (0), 21 K
	Edgren, Paul	1916-17	P	South Bend, IN		11-4 record
14	Edwards, Matt	2002-05	3B/1B	Mechanicsville, VA/Lee-Davis HS	6-2/195	708 AB, 345, 34 HR, 195 RBI
28	"Eich, Richard	1970-72	LHP	Little Falls, MN	6-3/190	
15	Eilers, Pat	1989	OF	St. Paul, MN/St. Thomas HS	5-11/198	75 AB, 307, 0 HR, 11 RBI
24	"Elam, Sam	2006-07, '09	LHP	Mesquite, TX/Poteet HS	6-3/220	76.1 IP, 4.83 ERA, 1-3 (1), 84 K
	Ellis, Rex	1938-40	P	Greens Fork, IN/Greens Fork HS	6-3/185	7-7 record
	Elward, Allen	1915-16	OF	Lawrence, MA		



Lefty Pat Davis '98) now is a baseball coach at Texas Military Institute while his father Ben has coordinated the Irish Baseball Classic in San Antonio.



First baseman Craig DeSensi '92-'95 played in 200 career games, becoming the eighth ND player to reach that milestone (he also had a .313 career batting average).



Lefty Phil Donnelly led the 1962 staff with a 1.27 ERA (2.64 career), with those respective marks currently fourth and seventh in the Notre Dame record book.



Shortstop Paul Faila, who earned all-NCAA East Regional honors on a 1994 team that went 46-16, also served as a backup quarterback with the Irish football team.

All-Time Roster

F						
No.	Name	Years	Pos.	Hometown/Previous Team	Ht./Wt.	Career Statistics
5	#Failla, Paul	1992-94	SS/3B	Sewickley, PA/North Allegheny HS	6-2/195	610 AB, 303, 7 HR, 106 RBI
	Falvey, Richard	1921-23	P	Winamac, IN		17-1 record
25	Fanning, Kevin	1974	RHP	Milton, MA/Milton HS	6-4/230	57.2 IP, 3.75 ERA, 3-7 (0), 29 K
	Farabaugh, Gallitzen	1906-07	1B	Loretto, PA		
	Farley, John	1899-1902	OF	Patterson, NJ	5-9/160	
	Farrell, Charles	1939-41		Okmugee, OK		
4	Farrell, Dick	1952-53	C	Bronx, NY/Mount Saint Michael HS	5-9/170	40 AB, 150, 0 HR, 3 RBI
	Farrell, Simon	1911-14	1B	Joliet, IL		
	Farrell, Thomas	1924-25	OF	East Orange, NJ	5-11/165	
	Feehery, Edward	1927-28	P/OF	Chicago, IL		
16	*Felker, Jeff	1997-2000	1B/OF	Elliot City, MD/Mount St. Joseph HS	6-5/190	792 AB, 311, 23 HR, 155 RBI
	Fenzel, Jerry	1970-71	RHP	Baltimore, MD	5-10/170	20.2 IP, 8.71 ERA, 2-3 (0), 14 K
	*Ferryman, Jean	1951	OF/LHP	Omaha, NE/Creighton Prep	6-0/185	33 AB, 303, 0 HR, 2 RBI
5	Fiascdi, Frank	1976-77	IF	Mountaintop, PA/Bishop O'Reilly HS	5-11/170	254 AB, 343, 1 HR, 36 RBI
No.	Name	Years	Pos.	Hometown/Previous Team	Ht./Wt.	Career Statistics
21	Finnegan, Frank	1958-60	RF	Peoria, IL	6-0/185	
	Fischer, Bob	1941-42	P	Wauwatosa, WI		3-6 record
	Fish, James	1911	C	Boston, MA		
17	Fitz, Robert	1987	RHP	Lexington, KY/Henry Clay HS	6-2/160	35.1 IP, 6.11 ERA, 2-1 (0), 16 K
	Fitzgerald, William	1920-21	1B/3B	Chicago, IL		
18	Fitzgerald, Sean	2011	RHP	McLean, VA/McLean HS	6-2/165	34.0 IP, 2.38 ERA, 1-2 (5), 25 K
	Fitzgibbon, James	1892	1B	Newark, OH		
12	Fitzmaurice, Shaun	1963-64	OF	Wellesley, MA	5-10/170	248 AB, 355, 9 HR, 55 RBI
4	*Flanagan, John	1988	OF	Chicago, IL/St. Rita HS	5-8/160	33 AB, 061, 0 HR, 2 RBI
	Flannigan, John	1894	1B	Minneapolis, MN		
	Fleet, William	1901	P	North Anderson, IN		
	Fleming, Charles	1897-1900	LF	Detroit, MI		1-0 record
23	Flynn, Chris	1987	C	Bayonne, NJ/Marist HS	6-2/215	353 AB, 292, 17 HR, 83 RBI
	Foley, Charles	1921-22	P	Burns, OR		2-2 record
	Foley, Dani	1923	2B	Ft. Leavenworth, KS		
	Foley, James	1910	SS	Milford, MA		
	Follen, Peter	1897-1900	OF	Lafayette, IN		
	Francis, Harry	1929		Ardmore, PA		
	Fromhart, Wally	1934-35	3B	Moundsville, WV/Moundsville HS	5-11/185	
4	*Frye, Todd	1997-98	IF	Aledo, IL/Aledo HS	5-11/170	322 AB, 273, 0 HR, 33 RBI
7	Fuentes, Javier	1994	IF	Austin, TX/Travis HS	6-1/175	40 AB, 375, 0 HR, 7 RBI
	Funke, Arthur	1895	P	Denver, CO		0-1 record
17	Furlong, Nick	1968-69	RHP	Pelham, NY/Iona Prep	6-1/200	96.1 IP, 3.36, 6-6, 98 RBI
G						
	Gaberik, Dick	1952-54	C	Berwyn, IL	5-11/150	161 AB, 255, 0 HR, 20 RBI
	Gage, Roy	1902	2B	North Branch, MI		
46	Gagne, J.P.	2000-03	RHP	Bloomington, MN/Cretin-Derham Hall HS	6-0/205	298 IP, 3.90 ERA, 25-16 (19), 205 K
6	Galloway, Mike	1975-77	OF	Cocoa Beach, FL/Cocoa Beach HS	6-0/170	320 AB, 316, 1 HR, 52 RBI
	Garofalo, Emil	1948-49	OF	Fairfield, CT	6-0/170	
	Garvey, Arthur	1921	C/OF	Holyoke, MA	6-1/215	
11	*Gaston, Sean	2004-06, '08	C	Brownsburg, IN/Brownsburg HS	6-0/195	551 AB, 301, 2 HR, 96 RBI
	Gaul, Frank	1934-36	C	Waterville, ME/Waterville HS	5-10/165	
15	Gazdayka, Walt	1966	1B	Fairlawn, NJ	6-0/165	66 AB, 163, 8 HR, 16 RBI
	Gehring, Joe	1946		Gretna, LA		
23	Geneser, Joe	1958	SS	Granger, IA/Assumption HS	6-0/165	97 AB, 299, 0 HR, 14 RBI
32	Gentempo, Jack	1959-61	IF	Union, NJ	5-10/175	273 AB, 319, 0 HR, 36 RBI
	Geoghegan, Marty	1903-04	IF	Lockport, NY		
	Ghigliotti, Edward	1943	2B	Staten Island, NY		
15	Giarantano, Bob	1957	RF	Great Neck, NY/Great Neck HS	5-11/165	69 AB, 290, 1 HR, 11 RBI
	Gibbons, Brian	1984	C	South Bend, IN	6-0/200	33 AB, 242, 1 R, 8 H, 3 RBI
12	*Gibbons, Jim	1952-53	RHP/OF	Chicago, IL/Mt. Carmel HS	6-2/180	104.1 IP, 7-7, 65 K, 150, 9 RBI
	Gibson, Norwood	1896-1900	RHP/2B	Peoria, IL	5-10/180	20-9 record
	*Giedlin, Richard	1949-50	1B	Trenton, NJ	6-2/190	189 AB, 328, 2 HR, 16 RBI
21	Gieselman, Jim	1969	LF	New Orleans, LA		49 AB, 204, 2 HR, 8 RBI
	*Gillhooley, Frank	1944-46	CF	Toledo, OH/Central Catholic HS	6-0/175	
	*Gillis, Jim	1949-51	1B/OF	Huntington Beach, CA/Huntington Beach Union-0/180	186 AB, 258, 0 HR, 15 RBI	
	Gillon, Charles	1892	SS	Milford, MA		
	Gleeson, John	1896	RHP	Bronx, NY/Cardinal Spellman HS	6-2/190	38.1 IP, 6.34 ERA, 3-2 (5), 20 K
21	Gleichowski, Justin	1995	RHP	Clearwater, FL/Countryside HS	5-8/160	22.0 IP, 3.68 ERA, 2-1 (7), 7 K
	Goetz, Jerry	1968	IF	Shaker Heights, OH/Shaker Heights HS	6-3/185	57 AB, 333, 2 HR, 21 RBI
33	Golom, Ed	1999	IF/OF	Lockport, IL/Providence Catholic HS	5-9/175	53 AB, 284, 1 HR, 2 RBI
	Goncher, John	1936-37	P	Waterville, ME		7-3 record
	Gonring, Mark	1964-66	OF	West Bend, WI	5-10/160	282 AB, 252, 2 HR, 26 RBI
26	Gonski, Richard	1962-64	SS	Chicago, IL/DeLaSalle HS	6-0/195	320 AB, 353, 12 HR, 57 RBI
24	Goodman, Ronald	1974	OF	Mt. Sinai, NY/Port Jefferson HS	6-0/195	75 AB, 240, 10 RBI
	Gore, Fredrick	1942	SS/2B	Fort Lauderdale, FL		
21	Graffy, Brett	2006-07	RHP	Homer Glen, IL/Joliet Catholic Academy	6-1/195	75.1 IP, 3.14, 6-2 (0), 45 K



Nick Furlong – a fifth-round pick of the Cincinnati Reds – still ranks sixth in Notre Dame history for season ERA (1.50).



Jack Gentempo hit .383 with wood bats in 1960, ranking at that time as the third-best season batting average in Notre Dame history.



Norwood Gibson closed the 19th century by posting a 20-9 record (1896-1900), a pair of no-hitters and 28 complete games (still the Notre Dame career record).



Jim Gillis served as a first baseman and outfielder from 1949-51 and was a member of the first Irish baseball team to advance to the NCAAs ('49).

No.	Name	Years	Pos.	Hometown/Previous Team	Ht./Wt.	Career Statistics
33	Graney, Mike	1959	OF	Chesterton, IN/Bishop Noll HS	6-5/225	39 AB, .359, 0 HR, 5 RBI
	Granfield, Bill	1911-13	3B	Springfield, MA		
	Grant, Matthew	1943	LF	Freeport, IL		
	Gray, Wilbur	1912-14	C	Calumet, MI		
9	#Greene, Allen	1996-98	OF	Seattle, WA/Bishop O'Dea HS	6-1/190	511 AB, .327, 15 HR, 113 RBI
	Greenwell, Rick	1977	3B/2B	New Haven, KY/Bishop David HS	5-11/160	31 AB, .226, 0 HR, 7 RBI
	Grieve, Don	1949-50	OF	Yonkers, NY	5-9/160	96 AB, .219, 11 RBI (no HR, RBI, for '49)
	Griffin, Gerald	1929		Morristown, NJ		
13	Grogan, Brennan	2003	OF	Tequesta, FL/Benjamin HS	6-2/175	215 AB, .298, 1 HR, 32 RBI
	Grosso, Matt	2009-11	OF	Marborough, CT/RHAM HS/Maine/UConn	5-10/175	129 AB, .328, 2 HR, 11 RBI
29	*Gruener, David	2006	LHP	Gig Harbor, WA/Life Christian Academy	6-2/195	41.2 IP, 5.62, 1-2 (1), 28 K
	Guilfoile, Tom	1986	1B/3B	Cooperstown, NY/Cooperstown Central HS	5-11/170	89 AB, .247, 1 HR, 15 RBI
	Guppy, Raymond	1912	C	Rochester, NY		

H

8	*Haas, Matt	1991-94	C/3B	Puduchak, KY/St. Mary's HS	6-1/175	503 AB, .330, 12 HR, 119 RBI
	Hagan, Daniel	1959-61	OF/3B	Mexico, MO	6-2/180	315 AB, .292, 8 HR, 49 RBI
	Hamilton, Donald	1909-10	OF	Columbus, OH		
24	Hammett, John	1955	RHP	Rocky River, OH/St. Ignatius HS	6-0/180	56.0 IP, 2-4, 28 K
	Handrich, Tim	1979-80	RHP	Kimberly, WI/Kimberly HS	6-3/200	40.0 IP, 4.50 ERA, 4-0 (2), 18 K
30	Hannan, Jim	1958-59	RHP	Jersey City, NJ/St. Peter's Prep	6-2/195	80.1 IP, 4.93 ERA, 7-4, 65 K
	Hannin, Michael	1892	RF	Toledo, OH		
5	Hansen, Tom	1972-74	3B	Erie, PA/Cathedral Prep	6-2/180	269 AB, .290, 7 HR, 44 RBI
	Hanson, Dave	1961-63	LF	Saco, ME	6-0/180	267 AB, .277, 3 HR, 39 RBI
34	*Hardy, Kevin	1965, '67	OF	Oakland, CA/St. Elizabeth's HS	6-6/270	176 AB, .330, 2 HR, 32 RBI
30	Harford, Will	2009-10	INF/C	Chicago, IL/Kent School (CT)	6-0/180	17 AB, .059, 0 HR, 0 RBI
	Hargrave, Bob	1940	RF	Evansville, IN/Reitz Memorial HS	5-10/180	
45	Harmon, Michael	1986-88	LHP	Indianapolis, IN/Bishop Silas Chatard HS	5-10/175	132.0 IP, 4.70 ERA, 10-9 (6), 59 K
	Harrington, Daniel	1984	IF	Braintree, MA	6-0/170	29 AB, .172, 8 R, 5 K, 3 RBI
	Harsha, Terry	1965	C/OF	Van Nuys, CA	5-11/155	25 AB, .320, 0 HR, 3 RBI
	Hart, Tom	1929	OF	Dunkirk, IN		
56	*Hartwell, Edwin	1990-93	DH/OF	Ft. Worth, TX/Country Day HS	6-0/200	404 AB, .354, 18 HR, 100 RBI
	*Hartvigson, Chad	1990	LHP	Kirkland, WA/Juanita HS	6-3/180	12.2 IP, 7.11 ERA, 1-0 (0), 8 K
	Hassett, Bill	1945-46	SS	New York, NY/La Salle Academy	5-10/180	
22	Heilman, Aaron	1998-2001	RHP	Logansport, IN/Logansport HS	6-5/225	393.2 IP, 1.49 ERA, 43-7 (12), 425 K
	Hemp, Charles	1902	3B	St. Louis, MO		
31	Henebry, Gregg	1994-'97	LHP	Clinton, MA/Clinton HS	5-11/200	168.2 IP, 4.48 ERA, 16-6 (0), 97 K
	Hengel, Edward	1941	OF	Pierre, SD		
	Hesse, John	1896	IF	Ft. Madison, IA		
	Heyl, Bill	1909-11	RHP	Pittsburgh, PA		18-4 record
	Hickey, John	1943	1B	South Bend, IN/Central HS		
	Higgins, William	1902-03	P	Boston, MA		11-4 record
	Hilbrich, John	1950	RHP	Griffith, IN	6-2/175	37.1 IP, 1-3, 23 K
	*Hiller, John	1942, '48	C/OF	East Bernstadt, KY/St. Michael's HS	6-0/180	
	Hindel, William	1896-97	IF	Indianapolis, IN		
	Hoag, Robert	1939	2B	Ottawa, ONT		
	Hogan, Harry	1901-03	P	Fort Wayne, IN		11-2 record
25	Holba, Mike	2002	1B	Lansing, IL/Thornton Fractional South HS	6-8/240	55 AB, .327, 0 HR, 7 RBI
	Holland, Leo	1899	P	London, OH		3-1 record
	Holloran, Joseph	1918		Casper, WY		
16	Horan, Paul	1970-71	OF	Bloomfield, IA/Walsh HS	6-1/185	220 AB, .300, 5 HR, 39 RBI
	Howard, Tom	1987-88	RHP	Grand Rapids, MI		46.2 IP, 6.17 ERA, 0-3 (0), 22 K
15	Hrabcsak, Edward	1971-73	RHP	Warwick, RI	6-1/195	78.1 IP, 5.97, 4-7 (0), 37 K
	Hudas, Greg	1983	1B	Troy, MI/Harper Woods Bishop Gallagher HS	6-6/210	107 AB, .215, 1 HR, 16 RBI
45	Hudgins, Will	2009-11	RHP	Richmond, VA/Douglas Freeman HS	6-3/180	84.2 IP, 3.83 ERA, 10-1 (5), 50 K
4	Joe Hudson	2016-11	C	Odessa, FL/Tampa Jesuit HS	6-1/190	216 AB, .245, 11 2B, 1 HR, 20 RBI
	Hughes, Robert	1975	LHP	Union, NJ/Union HS	5-11/165	72.2 IP, 4.58, 5-5 (0), 75 K
	Huisking, Charlie	1934-35	P	Long Island, NY		3-6 record
	Hunthausen, Norvall	1938-40	P	St. Louis, MO		13-8 record
23	Hurley, Eddie	1955-57	2B	Holyoke, MA/Holyoks HS/Deerfield Academy	6-0/170	252 AB, .228, 2 HR, 33 RBI
24	*Hutson, Tim	1986-88	1B	Battle Creek, MI/St. Philip HS	6-2/205	517 AB, .282, 28 HR, 128 RBI

I-J

9	Iams, George	1980-81	OF	South Bend, IN/Clay HS	5-7/170	243 AB, .263, 1 HR, 21 RBI
	Iarocci, Anthony	1972, 74-'75	C	Highland, IN/Bishop Noll HS	5-9/165	84 AB, .155, 0 HR, 4 RBI
29	Intelekofer, Ryne	2007-10	IF	Moorgark, CA/Moorgark HS	5-9/160	156 AB, .269, 4 3B, 2 HR, 26 RBI, 2 SB
7	Ispas, Dustin	2009	LHP	Rancho Cucamonga, CA/Los Osos HS	6-1/190	20.1 IP, 6.20 ERA, 0-1 (0), 15 K
	Jachym, Joseph	1927-29	P	Westfield, MA		14-6 record
8	*Jacobs, Frank	1989-91	1B/OF	Highland Hts, KY/Covington Catholic HS	6-5/245	590 AB, .303, 37 HR, 166 RBI
16	Jaeb, Tom	1956	3B	Claremont, MN	5-11/170	45 AB, .133, 0 HR, 1 RBI
	Jaeger, Bob	1968-70	LHP	South Hills, NJ	5-9/175	55.2 IP, 2.59, 5-1, 42 RBI
7	*Jagielo, Eric	2011	OF	Downers Grove, IL/Downers Grove North HS	5-6/215	201 AB, .269, 13 2B, 5 HR, 28 RBI, 5 SB
5	*Jamieson, Michael	1979-81	OF	Detroit, MI/Brother Rice HS	6-1/180	330 AB, .348, 0 HR, 59 RBI
27	Jaun, Gregory	1982-83	RHP	Cincinnati, OH/Moeller HS	6-4/195	60.0 IP, 6.90 ERA, 4-3 (1), 36 K
No.	Name	Years	Pos.	Hometown/Previous Team	Ht./Wt.	Career Statistics



Bill Heyl (1909-11) posted an .818 career winning pct. (18-4) and 20 complete games, still good for sixth (respectively) in the Notre Dame record book.



Outfielder **Paul Horan**, who helped Notre Dame reach the 1971 NAAs, hit a team-high three home runs in 1972 and posted a .300 career batting average.



Former Notre Dame career home run leader **Frank Jacobs** (37) caught a touchdown pass in the 1989 Fiesta Bowl, as a tight end on the national-title football team.



Tim Kalita (1997-99), who was drafted in the seventh round of the '99 draft by the Detroit Tigers, ranks ninth all-time in school history with 214 career strikeouts.

All-Time Roster

37	Johnson, Cole	2008-11	RHP	Hudson, OH/Hudson HS	6-3/200	262.2 IP, 4.32 ERA, 17-15 (0), 198 K
22	Johnson, Grant	2002, '04	RHP	Burr Ridge, IL/Lyons Township HS	6-5/215	159.0 IP, 2.89 ERA, 14-5 (0), 137 K
	Johnson, Steven	1957	3B	Robbinsdale, MN	5-10/160	65 AB, .292, 2 HR, 13 RBI
20	Jones, A.J.	1993-94	RHP	Timley Park, IL/Andrew HS	6-0/175	69.2 IP, 3.38 ERA, 7-3 (2), 36 K
38	Jones, Tyler	2003-05	RHP	Arlington, TX/James Martin HS	6-4/205	39.2 IP, 8.17 ERA, 3-1 (1), 24 K
	Juday, Robert	1943	RHP	Goshen, IN		1-0 record

K

32	Kalita, Ryan	2002-03	RHP	Oak Park, IL/Oak Park River Forest HS	6-2/210	131.0 IP, 3.23 ERA, 14-1, 110 K
46	Kalita, Tim	1997-99	LHP	Oak Park, IL/Oak Park River Forest HS	6-1/220	214.0 IP, 4.00 ERA, 11-3 (1), 214 K
	Kanaley, Byron	1903-04	OF	Weedsport, NY		
	Kane, Mike	1921-23	IF	Springfield, MA	5-8/150	
	Kane, Paul	1932, '34	3B	Cresson, PA		
37	Kapala, Dan	2004-05, '07	RHP	Royal Oak, MI/Shrine Catholic HS	6-4/215	163.0 IP, 3.26 ERA, 9-10, 104 K
24	Karazim, Frank	1964-65	RHP	Jackson, MI/St. Mary's HS	6-3/205	117.1 IP, 3.30, 6-9, 82 K
29	Karkut, Mickey	1968-70	LHP	Bayonne, NJ	6-3/180	43.2 IP, 3.30 ERA, 3-3, 32 K
	Karpowicz, Joe	1978	RHP	Columbus, OH/Bishop Hartley HS	6-1/180	78.0 IP, 4.96 ERA, 4-9 (0), 45 K
	Keeley, Burt	1899-1900	RHP	Wilmington, IL	5-9/170	5-1 record
	Keenan, Joseph	1916-17	C/OF	Dixon, IL		
22	Keenan, Joseph	1969-70	C	Park Ridge, IL		144 AB, 319, 2 HR, 18 RBI
	Kelly, Albert	1909-10	2B/OF	Morris, IL	5-11/170	
	Kelly, Herb	1912-14	LHP	Mobile, AL	5-9/160	22-2 record
	Kelly, Michael	1941	C	Piper City, IL		
	Kelly, Neil	1945, '47	OF	Bridgeport, CT		
	Kelly, Timothy	1922-23	OF	Watersmeet, MI		
	Kenahan, Mike	1979-80	RHP	Providence, RI/Our Lady of Providence Prep	5-11/165	70.1 IP, 6.40 ERA, 5-2 (1), 43 K
19	Kennedy, Larry	1964-65	RHP	Tacoma, WA	5-9/170	81.1 IP, 2.99 ERA, 4-4, 54 K
	Kenny, Joseph	1913-15	C/OF	Pittsfield, MA		
14	Kent, Robbie	1993-94	IF	Evansville, IN/Memorial HS	5-10/165	324 AB, .364, 7 HR, 100 RBI
12	Kernan, Joe	1967-68	C/IF	South Bend, IN/St. Joseph's HS	5-10/165	159 AB, .245, 0 HR, 22 RBI
	Kerwin, Peter	1984		Green Bay, WI/Premonite HS		did not play
	Kiley, Roger	1921	2B	Chicago, IL/Fenwick HS	6-0/180	
	King, Bob	1952	OF	Oak Park, IL/Fenwick HS	5-10/185	48 AB, .208, 0 HR, 3 RBI
	Kisgen, Dick	1943	LF	Carroll, IA		
	Klein, Bob	1943-44, '47	3B	Buffalo, NY		
	Kline, Jake	1915-17	3B	Williamsport, PA		
	Kluck, Dick	1946-47	RHP	Chicago, IL/St. Philip HS	6-2/205	6-4 record
15	Knecht, Mike	1998	C	Newport Beach, CA/Corona del Mar HS	5-6/155	87 AB, .287, 0 HR, 11 RBI
	Koblosch, Pete	1946, '48-'49	SS	Yonkers, NY/Gorton HS	6-1/170	
21	Kocmalksi, Bob	1967-68	OF	Bayonne, NJ/Marist HS	6-1/185	141 AB, .333, 3 HR, 20 RBI
	Koepping, Otto	1907	SS	Elgin, IL		
33	Kohorst, Elmer	1955-57	C	Albany, MN/Albany HS	6-2/190	254 AB, .323, 3 HR, 49 RBI
	Kolasz, George	1954	IF	Clarence, PA	5-11/165	103 AB, .262, 1 HR, 7 RBI
	Kolski, Alvin	1931	C	Chicago, IL		
33	Konopka, Stan	1951-53	RHP	Jersey City, NJ/Ferris HS	6-3/200	140.0 IP, 16-7, 93 K
13	Korpi, Wade	2005-08	LHP	Lake Worth, FL/Santalucas HS	5-10/190	262.0 IP, 3.61 ERA, 18-13 (0), 227 K
	Kot, Gregory	1979	RHP	Fairfax, VA/W.T. Woodson HS	6-0/170	48.2 IP, 7.03 ERA, 4-4 (0), 27 K
	Kovzelove, Alexander	1937-38	C	New York, NY		
	Kozak, George	1932	OF	Bedford, OH	6-2/200	
	Kozlik, Benny	1946-49	2B	Chicago, IL	5-8/155	
17	Krall, Matt	1990-91	C	Bedford, TX/Trinity HS	5-11/220	101 AB, .257, 3 HR, 22 RBI
44	Kraus, Tim	1992-95	RHP	Cincinnati, OH/Coleman HS	6-1/182	170.0 IP, 4.29 ERA, 15-6 (5), 84 K
	Kreis, Charles	1950	RF	Baltimore, MD	6-3/190	61 AB, .230, 3 HR, 16 RBI
	Krill, Phil	1969-71	IF	Erie, PA	6-0/185	306 AB, .248, 9 HR, 60 RBI
11	Kristowski, Alan	1964-65	2B	South Bend, IN	5-9/160	229 AB, .249, 3 HR, 30 RBI
	Krivik, Stanley	1946		Bloomfield, NY/Bloomfield HS	5-11/200	
30	Kwiatowski, Frank	1966-67	RF	Rochester, NY	6-0/185	95 AB, .274, 2 HR, 18 RBI

L

12	Lackner, Larry	1981	RHP	South Bend, IN/Mishawaka Marian HS	6-1/185	34.1 IP, 6.29 ERA, 1-1 (4), 18 K
	Ladd, Mark	1979	RHP	Munster, IN	5-11/160	26.1 IP, 4.10 ERA, 2-3 (0), 7 K
	Lagger, Edwin	1932	RHP	Joliet, IL/DelaSalle HS, Campion HS	6-3/200	2-2 record
37	Laird, Matt	2000-03	RHP	Bellaire, TX/Bellaire HS	6-0/185	143.1 IP, 3.96 ERA, 13-4 (6), 119 K
	Lally, Edward	1920	LHP	Sioux Falls, SD		2-0 record
	Lammers, Paul	1944	P	St. Henry, OH		
3	Langford, Tony	2005, '07-'08	OF/RHP	Ft. Worth, TX/Ft. Worth Country Day HS	6-0/185	50.0 IP, 2.34 ERA, 7-0 (2), 43 K; 193 AB, .269, 3 HR, 33 RBI

	*Lange, Hank	1973	OF/LHP	Guilfordland, NY		
8	Lange, Henry	1983	IF/OF	Midlothian, VA/Benedictine HS	6-0/170	71 AB, .254, 0 HR, 5 RBI
4	Lapinskas, Mark	1997	LHP	Naperville, IL/Naperville Central HS	6-2/200	17.0 IP, 6.88 ERA, 1-0 (1), 16 K
11	LaRocca, Joe	1970-72	IF	Ft. Lauderdale, FL/Cardinal Gibbons HS	6-0/190	222 AB, .324, 5 HR, 32 RBI
	Lathrop, Ralph	1914-16	OF	Fennimore, WI	6-2/185	
18	Lavelle, Harold "Hi"	1955-56	IF	Compton, CA	5-8/150	
	*Lavery, Gene	1946-49	3B/SS	Brooklyn, NY	5-10/170	10 AB, .200, 0 HR, 0 RBI
	Lavery, Thomas	1919	P	Bridgeport, CT		2-2 record



Mickey Karkut's 2.89 career ERA from 1968-70 ranked fourth at that time in Notre Dame history.



Stan Konopka posted a 9-1 record in 1953, after allowing just 5.54 hits per nine innings in 1952.



Tim Kraus went 9-0 in 1994, the third-most wins without a loss in Notre Dame history. Kraus concluded his Irish career with a 15-6 record and five saves ('92-'95).



Pat Leahy – grandson of legendary Notre Dame football coach Frank Leahy – started 44 games from 1990-92 while compiling a 3.67 career ERA and 25-7 record, with 192 Ks.


No.	Name	Years	Pos.	Hometown/Previous Team	Ht./Wt.	Career Statistics
	Law, John	1929	C	Yonkers, NY	5-9/160	
3	#Layson, Greg	1991-94	2B	La Mesa, CA/Grossmont HS	5-10/165	700 AB, 321, 5 HR, 101 RBI
	*Lazzeri, Dave	1976	CF/LHP	Springfield, IL/Griffin HS	5-11/190	102 AB, 304, 1 HR, 17 RBI
	Leahy, Joe	1977	RHP	Liberty Lake, WA/Joe E. Ferris HS	6-4/215	56.0 IP, 8.20 ERA, 2-9, 23 K
23	Leahy, Pat	1990-92	RHP	Yakima, WA/Eisenhower HS	6-7/245	255.1 IP, 3.67 ERA, 25-7 (0), 192 K
36	*Leatherman, Dan	1997-98	1B/OF	Orland Hills, IL/St. Xavier Univ./Andrews HS	5-11/170	224 AB, 313, 9 HR, 27 RBI
	Lebrau, John	1945	P	Baltimore, MD/Calvert Hall HS	5-9/165	2-2 record
	Ledwidge, Jerry	1951-52	LHP	Pinckney, MI		16.1 IP, 0-2, 14 K
29	Legus, David	1989	1B/LHP	Edina, MN/Edina HS	6-1/190	132 AB, 6.46 ERA, 1-1 (0), 13 K
13	Lennon, Chuck	1960-61	OF	Joliet, IL	5-10/180	133 AB, 248, 1 HR, 15 RBI
	Leonard, Jim	1933-34	P	Pedricktown, NJ/St. Joseph HS	6-0/185	4-3 record
	LeRose, Len	1951, '53	3B	Chicago, IL/Fenger HS	6-0/180	160 AB, 219, 0 HR, 15 RBI
15	Lesso, Mike	1954-56	1B	Jersey City, NJ	6-0/180	184 AB, 250, 0 HR, 16 RBI
27	*Licini, Dick	1967-68	1B	Yonkers, NY/Iona Prep	6-3/223	184 AB, 337, 7 HR, 35 RBI
20	Lidge, Brad	1997-98	RHP	Englewood, CO/Cherry Creek HS	6-3/200	129.2 IP, 4.86 ERA, 13-5 (1), 143 K
	Lilly, Brett	2005-08	2B/3B/SS	North Canton, OH/Hoover HS	5-8/165	816 AB, 336, 5 HR, 108 RBI
	Linbeck, Leo	1954	RHP	Houston, TX/St. Thomas HS	6-3/220	22.0 IP, 1-1, 5 K
	Lipton, Anthony	1948-50	RHP	Baltimore, MD/Mt. St. Joseph's HS	5-10/155	38.2 IP, 4-3, 20 K
3	Lisanti, Bob	1992-94, '96	C	Chicago, IL/Fenwick HS	5-10/180	567 AB, 284, 4 HR, 99 RBI
	Lisicki, John	1929-31	LHP	Amboy, NJ		8-2 record
34	Livorsi, Tony	1988-91	LHP	Glenview, IL/Notre Dame HS	5-11/170	143.1 IP, 5.09 ERA, 9-6 (5), 55 K
	Lomasney, Bill	1931-32	OF	Oklahoma City, OK		
	Lopes, Bob	1983-85	RHP	New Bedford, MA/New Bedford HS	6-4/220	143.2 IP, 5.14 ERA, 10-11 (0), 94 K
4	Lopez, Greg	2003-06	SS/3B	Upper Arlington, OH/Upper Arlington HS	6-0/185	746 AB, 294, 4 HR, 131 RBI
	Lordi, Joseph	1928-30	C	New York, NY		
	*Loughran, John	1985-87	OF	Stamford, CT/Rippowam HS	6-1/185	467 AB, 315, 5 HR, 72 RBI
25	Lucas, Bill	1972	RHP	Elmhurst, IL/Fenwick HS	6-4/205	35.1 IP, 5.09 ERA, 2-2, 24 RBI
19	Lucke, Dick	1968-70	OF	Wisconsin Dells, WI	5-11/175	261 AB, 284, 4 HR, 36 RBI
	Lujack, John	1944	OF	Connellsville, PA/Connellsville Public HS	6-0/180	
28	Lund, Ed	1988-90	C	Pasadena, CA/St. Francis HS	6-2/205	507 AB, 308, 10 HR, 116 RBI
16	Lupton, Ed	1963-65	LHP	Ventura, CA	5-11/167	161.2 IP, 3.06 ERA, 15-7, 135 K
28	*Lux, Tom	1967-69	3B	Phoenix, AZ	6-0/205	132 AB, 311, 1 HR, 20 RBI
	Lynch, Robert	1899-1901	SS	Chicago, IL		

M

	MacDonald, Thomas	1963	IF	Downey, CA/Pius X HS	5-11/180	113 AB, 283, 1 HR, 19 RBI
	Machado, Robert	1940-49	OF	Oakland, CA	5-9/180	
5	Macri, Matt	2002-04	SS/3B	Clive, IA/Dowling HS	6-2/190	519 AB, 316, 19 HR, 104 RBI
22	Madsen, Erik	1987-89	RHP	Great Falls, MT/C.M. Russell HS	6-3/190	239.2 IP, 4.24 ERA, 18-12 (1), 147 K
	Magevney, Hugh	1922-24	P	Memphis, TN		20-5 record
	Mahannah, Walt	1946-49	P	Memphis, TN	6-1/180	18-8 record
	Maher, Richard	1946-49	C	Kalamazoo, MI/St. Augustine's HS	5-10/175	
	Mahoney, John	1930-31	SS	Chicago, IL		
25	Mainieri, Nick	2004-05	C	South Bend, IN/St. Joseph's HS	5-11/190	8 AB, 125, 0 HR, 2 RBI
54	Maisano, Adam	1990-92	DH	Atlanta, GA/Rivewood HS	5-8/245	230 AB, 257, 13 HR, 69 RBI
	Maloney, Jim	1909-10	SS	New Upper Falls, MA	5-9/160	
3	Mancini, Trey	2011	1B	Winter Haven, FL/Winter Haven HS	6-4/230	189 AB, 323, 15 2B, 9 HR, 34 RBI, 4 SB
	Mandjak, Michael	1938-39	LHP	Kalamazoo, MI	6-0/185	8-3 record
	Mangin, Joseph	1918		Newark, NJ		
	Manning, Bob	1951	2B	Peoria, IL/Spalding Institute		80 AB, 200, 1 HR, 7 RBI
	#Manning, Jim	1950-51	IF	Brooklyn, NY/Brooklyn Prep	5-11/170	76 AB, 237, 0 HR, 11 RBI
	Mannix, Charles	1931	P	Washington, D.C.		2-3 record
34	ManSHIP, Jeff	2005-06	RHP	San Antonio, TX/Reagan HS	6-1/195	116.2 IP, 3.39 ERA, 11-3 (1), 131 K
4	Mapes, Mark	1993-94	OF/1B	Painted Post, NY/Painted Post HS	5-9/170	182 AB, 346, 3 HR, 56 RBI
	Maranik, Kenneth	1944				
20	Markson, Charlie	2010-11	OF	Whitefish Bay, WI/Whitefish Bay HS	6-2/180	65 AB, 246, 2 2B, 1 3B, 8 RBI, 4 SB
	Martin, Casey	2008-10	1B	Chesteron, IN/Chesteron HS	6-4/250	364 AB, 310, 14 2B, 13 3B, 10 HR, 63 RBI
	Martin, Tom	1945, '49-50	LF	Detroit, MI	5-8/175	158 AB, 285, 1 HR, 19 RBI; (no HR, RBI for '49)
	Martin, William	1944	P			
14	#Martinez, Jason	1989-90	3B/C	Richland, WA/Richland HS	5-10/180	140 AB, 307, 1 HR, 24 RBI
11	Matre, William	1981-83	RHP	Park Forest, IL/Rich East HS	6-0/160	166 IP, 3.58 ERA, 15-11 (0), 108 K
	Matthews, Francis	1933	OF	Highland Falls, NY		
21	Matthews, John	1962-63	IF	Watervliet, NY/Christian Brothers HS	6-0/175	131 AB, 260, 3 HR, 20 RBI
	Mauk, Paul	1985	RHP	Teaticket, MA/Falmouth HS	6-1/190	47.1 IP, 5.51 ERA, 3-4 (0), 21 K
16	Mauk, Eric	2007-10	RHP	Alpharetta, GA/Blessed Trinity HS	6-1/185	266.0 IP, 4.84 ERA, 15-12 (1), 138 K
	Mayer, Gary	1973	C/OF	Crestline, OH/Crestline HS	6-0/180	57 AB, 246, 0 HR, 4 RBI
	*Mayo, John	1944-47	OF	Youngstown, OH/Rayen HS	6-1/190	
18	Mazur, Steven	2008-10	RHP	Round Rock, TX/Stony Point HS	5-11/195	74.1 IP, 6.42 ERA, 4-4 (9), 77 K
	McCarrick, Joseph	1893-94	3B	Norfolk, VA		
	McCarthy, Frank	1906	OF/C	Elgin, IA		
	McCarthy, Leo	1920	C	Mauston, WI		
	McCleary, William	1926, '29	SS	Brooklyn, NY		
28	McConnell, Cameron	2008-11	C	Bannockburn, IL/Deerfield HS	6-1/205	367 AB, 248, 13 2B, 3 3B, 6 HR, 58 RBI
	McDermott, James	1892	3B	Chicago, IL		
	McDonald, Angus	1897-1900	1B	Houston, TX	5-11/170	



Catcher **Bob Lisanti** (92-'96) played in 216 games and became the program's first three-year captain while directing 13 pitchers who went on to play pro ball.



Hugh Magevney posted a 20-5 career record (22-24) and threw the first three innings of a 1923 no-hit shutout versus Beloit (Dick Falvey tossed the final four innings).



Walt Mahannah earned four monograms ('46-'49) during the post-World War II era while compiling an 18-8 career record.



Lefthander **Mike Mandjak** is one of three Notre Dame pitchers ever to throw a nine-inning, solo no-hitter — doing so in a 1938 win over the University of Chicago (5-0).

All-Time Roster

No.	Name	Years	Pos.	Hometown/Previous Team	Ht./Wt.	Career Statistics
	McDonough, Edward	1908-'09	C	Elgin, IL	6-0/160	
20	*McGinn, Dan	1965	LHP	Omaha, NE/Cathedral HS	6-0/190	74.2 IP, 5.42 ERA, 5-6, 105 K
	McGinnis, William	1895	C	Ft. Howard, WI		
	McGrath, Frank	1924		Omaha, NE		
	McGrath, James	1931-33	OF	Rochester, NY		
	McGrath, Michael	1950	RHP	Lakewood, OH	5-9/155	23.1 IP, 2-1, 4 K
	*McGraw, Tommy	1970-71	OF	Weedsport, NY/Weedsport Central HS	6-0/170	59 AB, .254, 0 HR, 8 RBI
	McGuire, Bob	1919		Chicago, IL	6-0/200	
	McGurk, Jim	1945	1B	Montclair, NJ/Montclair HS	6-0/185	
	McHale, John	1943	1B	Detroit, MI/Catholic Central HS	6-3/210	
	McHale, Tom	1948	OF	Detroit, MI	6-0/175	
22	McIver, Anthony	2011	LHP	Vista, CA/Rancho Buena Vista HS	6-4/190	43.0 IP, 2-5, 3.77 ERA, 33 K
	McKee, Francis	1894	CF	Versailles, KY		
	McKee, John	1907-'09	CF	Chicago, IL		
	McKenna, Coe	1908	3B	Portland, OR		
45	*McKeown, Chris	1997-'99	LHP	Arlington HS, IL/Bufalo Grove HS	6-3/215	182.1 IP, 3.85 ERA, 13-7 (1), 149 K
12	*McLamara, Jerry	1961	C	Decatur, IL	6-3/190	40 AB, .250, 2 HR, 6 RBI
	*McNeill, Michael	1985	C	South Bend, IN/St. Joseph's HS	6-1/175	87 AB, .287, 4 HR, 21 RBI
	McInerney, Lawrence	1905-06	2B	Elgin, IL		
	McNichols, Francis	1897-98	3B	Chicago, IL		
10	#Mee, Cory	1989-92	3B/C	Hilton, NY/Hilton Central HS	5-10/190	627 AB, .303, 6 HR, 114 RBI
14	Mendiola, Eddy	2006-07, '09	3B	Miami, FL/Palmer Trinity HS	6-0/220	64 AB, .266, 3 2B, 0 HR, 10 RBI
	Mettler, Victor	1934-35	OF	Hammond, IN/Hammond HS	5-10/155	
	Metzger, John	1941-42	P	Louisville, OH		
	Metzler, Mike	1984	1B/3B	Niagara Falls, NY/Niagara Falls HS	6-0/180	136 AB, .412, 6 HR, 49 RBI
	Meyer, Joseph	1914-17	DH/1B/OF	Cincinnati, OH		
17	Meyer, Ken	1999-2002	1B	Fort Myers, FL/Bishop Verot HS	6-0/205	432 AB, .282, 9 HR, 54 RBI
25	Miadich, Mike	1990	RHP/OF	Lake Oswego, OR/Lakeridge HS	6-2/190	25 AB, .120, 0 HR, 1 RBI
31	*Michalak, Chris	1990-93	LHP	Lemont, IL/Joliet Catholic HS	6-2/190	372.2 IP, 3.21, 34-13 (12), 263 K
	Miles, Frank	1919-21	SS	St. Louis, MO	6-0/165	
8	Miller, Thomas	1973-74	IF	Indianapolis, IN	5-8/150	167 AB, .228, 0 HR, 23 RBI
19	Miller, Todd	2008-11	RHP	Franklin, TN/Montgomery Bell Academy	6-3/195	148.2 IP, 4.18 ERA, 7-6 (6), 82 K
5	Mills, David	2008-10	OF/LHP	Battle Creek, MI/Lakeview HS	5-9/165	504 AB, .325, 17 2B, 11 3B, 6 HR, 86 RBI; 68.2 IP, 4.46 ERA, 4-2 (3), 44 K
	Mills, Rupert	1913-15	1B/2B	Newark, NJ/Barringer HS	6-2/190	
23	Mitchell, Jack	1959-61	RHP	Riverdale, IL/Mount Carmel HS	6-3/180	148.1 IP, 2.49 ERA, 12-8, 125 K
	Mohardt, Johnny	1919-21	P/CF/3B	Gary, IN	5-10/165	6-1 record
	Mohr, Robert	1937	OF	Howells, NE		
52	Mohs, Larry	1994-95, '97	RHP	Nutley, NJ/Nutley HS	6-8/225	117.2 IP, 2.52 ERA, 7-5 (10), 91 K
	Moir, John	1937	1B/OF	Niagara Falls, NY/Niagara Falls HS	6-2/185	
	Monahan, Richard	1896	OF	Charlotte, IA		
24	Montagano, Jim	1978-79, '81	C	Elkhart, IN/Elkhart Memorial HS	6-1/190	323 AB, .325, 10 HR, 72 RBI
	Mooney, Edward	1916	OF	Pittsburgh, PA		
	Moore, Daniel	1925-27	OF/IF	Baltimore, MD		
	Moore, Elwyn	1920		Kewanee, IL		
	Moran, John	1928-30	OF	Oak Park, IL		
5	Moran, Jack	1982-85	2B	Memphis, TN/Christian Brothers HS	5-5/145	568 AB, .280, 0 HR, 60 RBI
	Morgan, James	1900-01	1B/P	Neola, IA	1 record	
	Morgan, Larry	1920-21	RF	Chicago, IL	5-11/165	
32	Morris, Jim	1957-58	IF	Quincy, IL	6-3/200	164 AB, .390, 9 HR, 44 RBI
3	Moshier, Mike	1986-89	2B	Rome, NY/Rome Free Academy HS	5-5/160	524 AB, .288, 4 HR, 64 RBI
16	Mottl, Ron	1955	RHP	Parma, OH/Parma HS	6-2/180	
	Mottz, Charles	1915-16	OF/C	St. Cloud, MN		
	Murphy, George E.	1916-17	P	Oaklawn, TX		
	Murphy, George L.	1920, '22	C	St. Cloud, MN		
	Murphy, John	1985	3B	Cystal Lakes, IL/South HS	5-10/170	57 AB, .211, 1 HR, 9 RBI
	Murray, James	1925	SS	Ft. Leavenworth, KS		
	Murray, John "Red"	1905-06	C/OF/2B	Arnot, PA	5-10/190	
	Murray, Patrick	1918-19	LHP	Alkon, NY	6-0/175	14-3 record
2	Murray, Tim	2003	IF	Shrub Oak, NY/Lakewood HS	6-2/190	42 AB, .357, 0 HR, 8 RBI
20	Murray, Tom	1990	OF	St. Paul, MN/St. Thomas Academy	5-9/160	43 AB, .302, 0 HR, 7 RBI
25	Musto, John	1965-66	OF	Stockton, CA	5-9/170	155 AB, .290, 2 HR, 23 RBI
N						
	Nardone, Joseph	1937-39	OF	Tiltonsville, OH		
6	Naumann, Mike	1998-2001	LHP	Tucson, AZ/Salpointe Catholic HS	6-0/180	124.2 IP, 4.11 ERA, 10-2 (1), 58 K
	Nemes, Bob	1949-51	RHP	Jersey City, NJ	6-2/160	48.2 IP, 10-10, 28 K (no IP, K for '49, '51)
20	*Nespo, Daniel	1950, '55-'56	SS	Michigan City, IN/Elston HS	6-0/180	196 AB, .255, 6 HR, 35 RBI
16	Nettey, Alex	2003-06	OF	Dolton, IL/Thornridge HS	6-1/200	501 AB, .279, 5 HR, 55 RBI
	Newning, Harry	1913-14	3B	Houston, TX		
	Newning, Samuel	1913	SS	Houston, TX		
	Niemiec, John	1927-28		Bellaire, OH	5-8/170	
10	Niesel, Chris	2002-04	RHP	Plantation, FL/St. Thomas Aquinas HS	6-0/205	272.2 IP, 3.21 ERA, 21-4 (2), 233 K
1	Norton, Adam	2010-11	INF/RHP	Highland, IN/Andean HS	6-1/175	241 AB, .257, 16 2B, 1 3B, 3 HR, 32 RBI 68.2 IP, 4.19 ERA, 3-2, 57 K



Mike Metzler rapped out a .412 batting average in the 1984 season, good for second-best in the Notre Dame record book at that time (now 8th).



George Murphy tossed the first nine-inning no-hitter by a Notre Dame pitcher, in a 1917 win over St. Viator (9-0).



Chris Niesel (2002-04), who was drafted in the ninth round of the '04 draft by the Cleveland Indians, captured BIG EAST Pitcher of the Year in 2003 and still holds the school record for career strikeout-to-walk ratio (4.09).



Daniel Nespo served as an outfielder and third baseman for the Irish program, hitting .313 as captain of the 1956 team that advanced to the NCAA's.

No.	Name	Years	Pos.	Hometown/Previous Team	Ht./Wt.	Career Statistics
19	Noe, Jim	1970-72	RHP/1B	Toledo, OH	6-3/195	65.2 IP, 4.52 ERA, 5-6, 22 K
	Nolan, Cyril	1930		Davenport, IA		
	Nolan, Roger	1923-25	1B	Davenport, IA		
	Nowicki, Sebastian	1941	P	South Bend, IN/Central HS		3-5 record
21	*Nussbaum, Dick	1971-74	CF	Moon Township, PA/Moon Township HS	6-0/170	329 AB, .277, 1 HR, 33 RBI
3	Nussbaum, Matt	1999-2000	LF/CF	South Bend, IN/St. Joseph's HS	6-1/200	442 AB, .274, 5 HR, 70 RBI

O

	Oberbrunner, Kenneth	1939-40	C	Ashland, WI/DePauw HS	5-11/175	
	O'Boyle, Harry	1925-27	OF	Des Moines, IA	5-9/165	
15	O'Brien, Pat	1986-88	OF/C	Minneapolis, MN/St. Thomas Academy HS	6-2/185	254 AB, .272, 1 HR, 40 RBI
	O'Brien, William	1896	OF	Chicago, IL		
	O'Connell, Frank	1911-13	SS	Williamsport, PA		
	O'Conner, Daniel	1902-05	3B	Chicago, IL		
	O'Conner, James	1931	OF	Springfield, MA		
	O'Conner, Richard	1934		Highwood, IL		
	O'Conner, Thomas	1970-71	IF	Cumberland, RI	5-10/155	124 AB, .218, 1 HR, 12 RBI
19	O'Drobnak, John	1955	OF	Whiting, IN	6-1/180	45 AB, .156, 0 HR, 1 RBI
20	Ogilvie, Peter	2001-03	RHP	Buffalo Grove, IL/Stevenson HS	6-3/220	166.2 IP, 4.21 ERA, 14-10, 118 K
	O'Gorman, Samuel	1905-06	P	1905-06		11-3 record
38	O'Hagan, Tom	1997-98	RHP	Crystal Lake, IL/Crystal Lake Central HS	6-3/180	36.2 IP, 3.68 ERA, 2-1 (3), 24 K
	O'Keefe, Dennis	2030-32	3B	Standish, MI		
25	O'Keefe, Pat	1996-97	OF	Grand Ledge, MI/Grand Ledge HS	5-11/180	143 AB, .252, 1 HR, 15 RBI
14	O'Leary, Richard	1960-61	1B/OF	Terre Haute, IN/Schulte HS	6-1/180	180 AB, .300, 8 HR, 34 RBI
20	Olvey, Derek	2004-05	RHP	Pelham, AL/Pelham HS	6-2/205	63.2 IP, 5.09 ERA, 3-2 (0), 32 K
	O'Neill, Joe	1937		Phoenixville, PA	6-2/185	
	O'Neill, John	1905	OF/3B	Chicago, IL		
17	O'Neill, Kevin	1964	RHP	Albany, NY	6-2/170	42.2 AB, 4.01 ERA, 3-3, 44 RBI
9	*O'Neill, Mike	1974-75	OF	Rochester, NY/McQuaid Jesuit	5-8/160	140 AB, .229, 2 HR, 16 RBI
	O'Neill, Pat	1951	OF	Chevy Chase, MD	6-0/175	
	O'Neill, Phillip	1899-1902	C	Anderson, IN/Anderson HS		
	O'Neill, Walter A.	1894		St. Louis, MO		
	O'Neill, William	1932-34	C	Albany, NY		
20	*Orga, Bill	1968-70	OF	Pittsburgh, PA	5-11/173	146 AB, .308, 3 HR, 36 RBI
16	*Orga, Frank	1966-68	OF/1B	Pittsburgh, PA/North Catholic HS	5-9/160	173 AB, .277, 2 HR, 14 RBI
18	Osgood, Walt	1960-62	C	Compton, CA/St. Anthony's HS	6-0/190	197 AB, .279, 4 HR, 34 RBI
27	*O'Toole, Paul	1999-2002	C	Lakewood, OH/St. Ignatius HS	6-1/205	809 AB, .305, 31 HR, 163 RBI

P

	Palermo, Joseph	1929-30	SS	Vicksburg, MS		
26	Palihnich, Nick	1959-61	RHP	West Orange, NJ/Seton Hall Prep	6-2/180	148.2 IP, 2.36 ERA, 12-4, 115 K
	Palmisani, Frank	1932-34	3B	Brooklyn, NY		
	Palt, Charles	1931-32	LHP	Chicago, IL		11-3 record
	Panici, James	1970-71	IF	Muskegon, MI	6-1/195	43 AB, .186, 0 HR, 3 RBI
	Parisien, Arthur	1926	OF	Haverhill, MA	5-7/148	
7	Parker, Christian	1995-96	RHP/DH	Albuquerque, NM/Eldorado HS	6-0/203	149.0 IP, 4.65 ERA, 12-8 (0), 76 K
						109 AB, .303, 6 HR, 16 RBI
19	Passila, Mike	1987-89	RHP	Windermere, FL/Bishop Moore HS	6-2/195	201.1 IP, 4.85, 17-11 (3), 78 K
	Passinaut, Steve	1983-84	CF	Grand Rapids, MI/Catholic Central HS	5-10/180	219 AB, .224, 2 HR, 21 RBI
	*Pavala, Steve	1943, '47-'48	OF	LaCrosse, WI/Aquinas HS	5-9/160	
5	Pavlina, Craig	1988	C	Whiting, IN/Bishop Noll HS	5-10/175	60 AB, .217, 1 HR, 8 RBI
	Pearson, James	1924-26	3B	Saginaw, MI		
42	*Peltier, Dan	1987-89	1B/OF	Clifton Park, NY/Shenendehowa HS	6-1/205	633 AB, .406, 28 HR, 202 RBI
	Perce, William	1905-07	P	Elgin, IL		12-2 record
7	#Perconte, Jeff	1997-2000	IF/OF	Arlington Hts, IL/Bufalo Grove HS	5-11/190	411 AB, .260, 6 HR, 60 RBI
	Perry, Victor	1934	OF	Helper, UT		
12	*Pesavento, Pat	1986-89	SS	Lockport, IL/Joliet Catholic HS	6-3/180	806 AB, .367, 2 HR, 109 RBI
32	Peters, Brian	1967-68	C	Brooklyn, NY	6-2/195	47 AB, .362, 0 HR, 4 RBI
25	Petitclair, Paul	1962	RHP	Waukegan, IL	6-2/215	40.1 IP, 5.58 ERA, 2-2, 39 K
	Petzzelka, Ray	1946-49	OF/1B	Cedar Rapids, IA/Roosevelt HS	6-3/180	
	Petteresch, Thomas	1954	C	Grand Rapids, MI	5-7/155	11 AB, .000, 0 HR, 0 RBI
13	Petzold, Herman	2010-11	INF	Saint Clair Shores, MI/De LaSalle HS	5-8/175	198 AB, .283, 11 2B, 1 HR, 20 RBI, 4 SB
	*Phelps, Dan	1970-72	C/OF	Merrill, WI/Merrill Senior HS	5-10/185	62 AB, .274, 3 HR, 10 RBI
35	Phelps, David	2006-08	RHP	Hazelwood, MO/Hazelwood HS	6-3/190	230.0 IP, 3.60 ERA, 15-10, 200 K
15	Phelps, Jim	1968-70	LHP	Wayzata, MN	6-0/170	89.2 IP, 2.91 ERA, 6-4, 73 RBI
	Philbin, Dave	1917	C/1B	Portland, OR	6-1/215	
	Phillips, Wendell	1908-11	OF/P	Milford, MA		1-1 record
	Pinley, Andy	1934-36	OF	Chicago, IL/Harrison Tech	5-11/175	
	Pinelli, Ray	1939-41	SS	San Francisco, CA	5-9/165	
	Pinelli, Roy	1939	OF	San Francisco, CA		
40	Piotrowski, Brian	1987-90	RHP	North Liberty, IN/Washington HS	6-1/185	337.2 IP, 3.17, 17-27 (2), 201 K
19	Pittman, Mark	1970, '74	RHP	Avon, MA/Phillips Exeter Academy	6-0/180	103.0 IP, 6.29 ERA, 3-9, 71 K
	Pliska, Joseph	1915	OF	Chicago, IL	5-10/170	



Sam O'Gorman was one of Notre Dame's top pitchers of the early 1900s, posting an 11-3 record from 1905-06 (when ND went 26-14).



Phillip O'Neill was one of the first monogram winners in the history of Notre Dame baseball, as a catcher with the growing program during the 1899-1902 seasons.



Pat Pesavento (1986-89), who was drafted in the 17th round of the '89 draft by the Detroit Tigers, still ranks second in consecutive games started with 204 (Apr. 5, 1986 – May 28, 1989) and career runs scored (246).



Catcher **Tim Pollock** was the Notre Dame baseball program's first Academic All-American ('77) and posted a .362 career batting average.

All-Time Roster

No.	Name	Years	Pos.	Hometown/Previous Team	Ht./Wt.	Career Statistics
	Polisky, John	1926-27	OF	Bellaire, OH		
4	Pollock, A.J.	2007-09	3B	Hebron, CT/RHAM HS	6-1/200	653 AB, 363, 41 2B, 10 3B, 17 HR, 122 RBI, 60 SB
	Pollock, Tim	1976-77	C	Mahwah, NJ/St. Joseph Regional HS	6-0/180	149 AB, 362, 5 HR, 34 RBI
	Ponzevic, Joe	1936	1B/2B	Chicago, IL		
13	Popperton, Bret	1995-96	OF	Pittsburgh, PA/North Allegheny HS	5-11/190	136 AB, 243, 2 HR, 17 RBI
10	Porzel, Alec	1998-2001	IF/OF	Lisle, IL/Naperville North HS	6-0/195	897 AB, 311, 37 HR, 216 RBI
20	Powell, Steve	1984-86	RHP	Bakersfield, CA/Buffalo (WV) HS	6-2/180	98.1 IP, 7.87 ERA, 8-8 (0), 68 K
	Powell, William	1932-34	2B/3B	Brooklyn, NY		
	Powers, Michael	1897-98	C	Adams, MA		
	Prendergast, Edward	1924-25	2B	St. Louis, MO		
41	*Price, Tom	1991-94	LHP	Edwardsville, IL/Edwardsville HS	6-0/185	377.1 IP, 2.70 ERA, 40-8 (5), 276 K
1	Prister, Tim	1981-82	3B	South Bend, IN/Marian HS	6-2/175	230 AB, 283, 0 HR, 30 RBI
	Prokop, George	1920-22	IF/OF	Youngstown, OH	5-9/170	
27	*Prybyl, Paul	1994-95	LHP	LaPorte, IN/LaPorte HS	6-0/180	33.0 IP, 3.27 ERA, 1-0 (5), 28 K
	Pullano, Rick	1976-79	SS	Skokie, IL/Holy Cross HS	5-9/165	485 AB, 338, 0 HR, 49 RBI
	Pupils, Andrew	1937	SS	Chicago, IL/Harrison Tech	5-8/170	

Q - R

	Quigley, Tom	1910-11	OF	Chicago, IL		
	Quinlan, Joseph	1924	2B	Ft. Bayard, NM		
	Quinn, James	1925-26	1B	Salina, KS		
	Raba, Elmer	1946	OF	Washington, D.C./Gonzaga HS	6-0/190	
	Rascher, Norbert	1933-34	P/OF	Beecher, IL	6-1/190	
	Ratterman, George	1945		Cincinnati, OH		
	Rauch, Edward	1896	SS	Indianapolis, IN		
	Reagan, Harold	1934-36	SS	Yakima, WA		
31	*Reardon, Tim	1963	1B/OF	San Francisco, CA/St. Ignatius HS	5-10/165	40 AB, 125, 0 HR, 2 RBI
	Reed, Ron	1965	RHP	LaPorte, IN/LaPorte HS	6-6/205	64.2 IP, 4.04 ERA, 2-2 (0), 47 K
	Reese, Frank	1922	1B/3B	Robinson, IL		
	Regan, George	1910-13	LHP	Chicago, IL		9-4 record
25	Reilly, Hal	1952-54	IF	Staten Island, NY	5-10/170	237 AB, 266, 2 HR, 30 RBI
	*Rether, Robin	1944	1B	St. Louis, MO/St. Louis University HS	5-10/175	
22	Reschan, Phil	1970-72	IF	San Clemente, CA	6-0/170	128 AB, 336, 7 HR, 32 RBI
31	Restovich, George	1966-67	RHP	Shreveport, LA/Jesuit HS	6-2/190	66.0 IP, 3.68 ERA, 5-3, 36 K
24	*Restovich, George	1994-96	C/1B	Rochester, MN/Mayo HS	6-1/205	551 AB, 327, 22 HR, 155 RBI
	Reulbach, Ed	1903-04	RHP/OF	St. Louis, MO/Manual Training HS	6-1/190	10-6 record
21	Reynolds, John	1954	LHP	Maplewood, NJ	6-1/170	75.1 IP, 3-6, 41 K
2	Richards, Rowan	1993-96	OF	Bloomfield, NJ/Bloomfield HS	6-0/195	480 AB, 277, 16 HR, 88 RBI
23	Richter, Ryan	2009-10	LHP	South Bend, IN/St. Joseph's HS	6-3/205	64.1 IP, 5.60 ERA, 6-3 (0), 40 K
	Riddell, Mike	1970-73	RHP	San Bernardino, CA/Aquinas HS	6-2/185	161.0 IP, 3.58 ERA, 9-14, 100 K
30	Ridge, Joe	1951-53	CF	Margarita, Canal Zone/Balboa HS	6-0/170	210 AB, 300, 0 HR, 25 RBI
30	Rieder, Mike	1963-64	C/OF	Madison, WI/Edgewood HS	6-0/180	99 AB, 242, 0 HR, 10 RBI
	Rizzo, Cody	2003-06	OF/C	Temecula, CA/Chaparral HS	6-1/195	713 AB, 273, 17 HR, 127 RBI
2	Robinson, Alex	2009-11	OF	Dallas, TX/First Baptist Academy	6-0/170	160 AB, 206, 5 2B, 0 HR, 8 RBI, 2 SB
	*Rodems, Greg	1978-80	OF	Orchard Park, NY/Ganisius HS	5-8/165	201 AB, 249, 2 HR, 39 RBI
27	*Roemer, Bob	1970-73	C	South Holland, IL/Thorndike HS	6-3/200	312 AB, 228, 2 HR, 53 RBI
18	Rogers, John	1967-69	1B/SS	Lockport, IL/Lockport Central HS	6-2/180	210 AB, 200, 0 HR, 21 RBI
	Rogers, Scott	1986-87	OF	Carmel, IN/Carmel HS	6-0/190	327 AB, 272, 6 HR, 42 RBI
	Romanin, Albert	1931	P	South Euclid, OH		0-1 record
	Ronay, Steve	1925-27	P	Cleveland, OH		10-9 record
5	Rooney, Mike	1991-92	OF	Newton Square, PA/Malvern Prep	5-9/183	76 AB, 224, 0 HR, 9 RBI
19	Rosenthal, Dick	1952-53	1B	St. Louis, MO/McBride HS	6-5/210	188 AB, 239, 2 HR, 34 RBI
49	*Rotkis, Mike	1988-90	OF	Lancaster, OH/Fisher Catholic HS	5-11/185	160 AB, 331, 5 HR, 31 RBI
	Ruell, Ulric	1907-08	C	Linwood, MA	5-9/170	
12	Rump, Kenneth	1972	IF	Bloomfield, MI	5-11/160	49 IP, 347, 2 HR, 5 RBI
	Russo, Albert	1931-32	OF	Wilkes Barre, PA		14-7 record
	Rust, Oscar	1928-29	P	Little Rock, AR		
30	Rustek, Rich	1961-63	LHP	Chicago, IL	6-2/170	109.2 IP, 3.45 ERA, 5-6, 131 K
	Ryan, Bill	1908-10	RHP	Cleveland, OH/Shaw HS		12-1 record
	Rydel, Oscar	1936-37	LHP	Chicago, IL		
	Rykovich, Julius	1944	OF	Gary, IN	6-1/190	

S

52	Sabatino, Steve	2009-10	LHP	Lockport, IL/Lockport Township HS	6-2/200	104.1 IP, 5.00 ERA, 6-7 (0), 86 K
	Sagartz, John	1933	P	Chicago, IL		2-2 record
	Salmon, Louis "Red"	1903-04	RF	Syracuse, NY	5-10/175	
45	Samaradzija, Jeff	2004-06	RHP	Valparaiso, IN/Valparaiso HS	6-5/215	240.1 IP, 3.82 ERA, 21-6 (1), 159 K
	San Filippo, Frank	1942	LF	Poughkeepsie, NY/Poughkeepsie HS	5-10/170	
15	Sanchez, Javi	2002-04	IF/C	Miami, FL/Christopher Columbus HS	6-3/205	661 AB, 281, 8 HR, 96 RBI
8	Sass, James	1988-89	OF/2B	Louisville, KY/St. Xavier HS	6-1/195	389 AB, 357, 3 HR, 77 RBI
27	Sauget, Richard, Sr.	1964-66	C	Belleville, IL/Catholic HS	6-3/205	192 AB, 307, 7 HR, 35 RBI
54	Sauget, Rich, Jr.	1994-96	RHP	Sauget, IL/Belleville Althoff HS	6-4/230	103.2 IP, 3.13 ERA, 3-3 (9), 47 K
	Scafati, Andy	1936	1B	Dedham, MA		
	Scanlan, Francis	1907-09	LHP	Syracuse, NY/Syracuse HS	6-1/175	19-3 record
	Scanlan, Ray	1908-09	C	Syracuse, NY		



Former Irish third baseman **Tim Prister** has covered Notre Dame athletics for nearly 25 years, most recently with *IrishIllustrated.com*.



Rick Pullano was a .338 career hitter and slick-fielding shortstop for the Irish during the late 1970s.



Left-hander **Rich Rustek** posted a 2.18 ERA and 12.14 K/9 IP (89/66, 4th in Notre Dame history) in 1963 — while his 10.75 career strikeout average ranks third.



Bill Ryan's 9-0 start in 1910 was one shy of the Notre Dame record for undefeated start — until Aaron Heilman's 15-0 mark in 2001.

No.	Name	Years	Pos.	Hometown/Previous Team	Ht./Wt.	Career Statistics
	Scarpelli, Leonard	1944	OF	San Jose, CA		
24	*Scarpelli, Nick	1968-70	2B	Spokane, WA	5-8/158	307 AB, 264, 1 HR, 36 RBI
29	Scarpitto, Bob	1960	SS	Rahway, NJ/Rahway HS	5-10/190	92 AB, 283, 3 HR, 13 RBI
31	Scheid, Andrew	2009	RHP	Highlands Ranch, CO/Regis Jesuit HS	6-6/205	13.2 IP, 5.93 ERA, 0-1 (0), 11 K
22	Schloemer, Jay	1966	LHP	Cincinnati, OH	5-10/185	10 AB, 100, 0 HR, 0 RBI
42	Schmalz, Darin	1994-97	RHP	Barrington, IL/Barrington HS	6-0/190	298.2 IP, 3.35 ERA, 30-13 (0), 192 K
	Schmidt, Oscar	1894-95	C/3B/OF	Rock Island, IL		
18	Schmidt, Pete	1971-72	OF/IF	Plainfield, NJ/Plainfield HS	6-1/170	333 AB, 303, 1 HR, 28 RBI
35	Schmitz, Mark	1972-75	IF	Cleveland, OH/St. Ignatius HS	6-2/190	358 AB, 289, 4 HR, 55 RBI
25	Schmitz, Ron	1969-71	RHP	Cleveland, OH/St. Ignatius HS	6-0/185	186.0 IP, 3.39 ERA, 12-9, 124 K
	Schneider, George	1945-47	SS/OF	New York, NY		
13	Schoen, Bill	1970-71	3B/2B	Toledo, OH/St. Francis HS	5-10/175	105 AB, 219, 0 HR, 9 RBI
14	Scholl, Justin	1995-97	OF/C	Athens, OH/Athens HS	6-2/210	235 AB, 264, 8 HR, 40 RBI
	Schomer, Jason	1984-85	RHP	Jackson, MI/Lumen Christi HS	5-10/175	46.2 IP, 8.29 ERA, 4-2 (2), 20 K
29	Schrader, Joe	1964	1B	Lafayette, IN/Central Catholic HS	6-3/200	78 AB, 218, 2 HR, 11 RBI
	Schral, Leo	1927-28	SS	Cresson, PA		
18	Schuster, Ken	1972-74	OF/C	Western Springs, IL/Lyons Township HS	6-0/185	183 AB, 269, 3 HR, 18 RBI
14	Sciocia, Matt	2009-11	C	Westlake Village, CA/Encino Crespi Carmelite HS	6-1/225	176 AB, 267, 6 2B, 2 HR, 34 RBI
	Scotfield, Paul	1919-20	OF	Columbus, OH		
11	Scrivani, Charles	1958-60	LHP	Lyndhurst, NJ	5-10/170	57.1 IP, 4.71 ERA, 4-1, 47 K
	Seabaugh, John	2007	RHP	Granger, IN/Penn HS	6-0/205	2.0 IP, 9.00 ERA, 0-0 (0), 3 K
20	Sefcik, George	1961-62	2B	Cleveland, OH/Benedictine HS	5-8/175	211 AB, 299, 6 HR, 37 RBI
	Seidel, Arnold	1932-33	OF/2B	Marshfield, WI		
25	Selcer, Dick	1958-59	2B	Cincinnati, OH	5-10/175	179 AB, 335, 3 HR, 44 RBI
26	Senecal, Bob	1956-58	LF	Newaygo, MI/Newaygo HS	6-0/185	235 AB, 272, 3 HR, 49 RBI
	Sepe, Tom	1934-35	OF	Cranston, RI		
26	Serena, Martin	1974, '76	RHP	Ottawa, IL/Marquette HS	6-0/180	33.2 IP, 6.95 ERA, 4-4, 21 K
8	Sharpley, Evan	2006-09	1B	Marshall, MI/Marshall HS	6-2/210	269 AB, 260, 16 2B, 18 HR, 61 RBI
34	Sharpley, Ryan	2008, '10	RHP	Marshall, MI/Marshall HS	6-4/210	48.0 IP, 4.69 ERA, 4-3 (0), 47 K
	Shaughnessy, Frank	1902-04	OF/C	Amboy, IL	6-1/185	
	Shea, John	1905-06	SS	Holyoke, MA		
	Sheehan, Bill	1922-24	SS	Chicago, IL		
	Sheehan, Charles	1913-15	P	Taunton, MA		10-2 record
	Sheehan, Clarence	1905-06	C/OF	Grand Ridge, IL		
	Sheehan, Thomas	1943-46	C	New Haven, CT/Hillhouse HS	6-0/190	
	Sheeketski, Joseph	1932	OF/C	Shadyside, OH/Shadyside HS	5-8/170	
	Sherman, Bill	1947	RHP	St. Paul, MN		2-2 record
15	Sherry, Greg	2008-11	INF	Mendham, NJ/Delbarton HS	5-9/180	591 AB, 244, 25 2B, 2 HR, 49 RBI, 3 SB
	Sherry, James	1903	2B	North Tarrytown, NY		
	Sherry, William	1911	IF	Somerville, MA		
32	Shields, Tommy	1984-86	SS/3B	Devon, PA/Conestoga HS	6-1/180	458 AB, 338, 13 HR, 95 RBI
	Shilliday, Alex	1996-99	RHP	Dunwoody, GA/Westminster HS	6-1/200	290 IP, 4.41 ERA, 25-17 (3), 265 K
	Shillington, John	1897	SS	Chicago, IL		
	Sholl, Jim	1974-77	RHP	Oakwood, OH/Paulding HS	6-2/205	157.0 IP, 4.24, 8-14, 115 K
4	Siler, Scott	1980-82	2B/3B	Elkhart, IN/Elkhart Memorial HS	5-10/175	75 AB, 280, 0 HR, 15 RBI
	Simendinger, Mark	1978-80	3B	Severna Park, MD/Severna Park HS	6-2/180	287 AB, 307, 3 HR, 44 RBI
17	Simone, Steve	1974	C	West Chester, OH/Lakota HS	6-0/185	33 AB, .091, 0 HR, 0 RBI
12	Simons, David	1990-93	RHP	Miami, FL/Palmetto Sr. HS	5-11/190	297.1 IP, 2.91, 32-8 (6), 315 K
	Sinott, Tom	1969	RHP	Elizabeth, NJ/St. Patrick's HS	6-4/205	10.2 IP, 0.00 ERA, 0-2, 8 K
7	*Sisko, Zach	2004	IF	Belleville, IL/St. Louis University HS	6-2/205	71 AB, 296, 1 HR, 13 K
	Sjoberg, Ralph	1917-19	2B	Kewanee, IL		
	Skupien, Steve	1986-88	SS/CF	Mission Viejo, CA/Capistrano Valley HS	5-8/165	378 AB, 272, 8 HR, 53 RBI
30	Slania, Dan	2011	RHP	Tucson, AZ/Salpointe Catholic HS	6-4/275	30.2 IP, 2.35 ERA, 2-3 (4), 20 K
	Slavinsky, Tom	1977	RHP	Garfield, NJ/Bergen Catholic HS	5-11/160	12.1 IP, 10.22 ERA, 1-1 (0), 8 K
	Smith, Bill	1933	P	Chicago, IL	5-10/170	
15	Smith, Bryan	1980-82	RHP	Syracuse, IN/Wawasee HS	5-10/175	133.2 IP, 6.19 ERA, 12-8 (0), 81 K
	Smith, David	1978	IF	Westlake, OH	6-3/215	115 AB, 191, 1 HR, 8 RBI
5	Smith, Eddie	2005	IF	Olympia, WA/North Thurston HS	5-11/170	43 AB, 256, 0 HR, 6 RBI
45	Smith, Irv	1990-91	OF	Browns Mill, NJ/Pemberton Township HS	6-5/235	134 AB, 179, 6 HR, 15 RBI
7	Smith, Jim	1973-75	SS	Binghamton, NY/North HS	6-0/165	308 AB, 240, 8 HR, 40 RBI
	Smith, Joseph	1895	P	Watertown, WI		3-0 record
	Smith, Richard "Red"	1925-27	C/1B/OF	Combined Locks, WI/Kaukauna HS	5-10/185	
45	Smith, Ryan	2007	C	Waldorf, MD/Westlake HS	6-1/210	131 AB, 267, 2 HR, 23 RBI
	Smullen, Dick	1946-49	LHP	Forest Hills, NY/Roosevelt Yonkers HS	6-0/185	5-3 record
	Smullen, Harold	1942-43	RHP	West Haven, CT		4-3 record
27	Sniegowski, Don	1954-56	IF	Toledo, OH	6-1/175	98 AB, 255, 0 HR, 10 RBI
18	Snow, Charles	1964-66	C/OF	Castleton, NY	6-0/190	166 AB, 223, 4 HR, 27 RBI
	*Snyder, Casey	1983-84	OF	New Orleans, LA/Jesuit HS	5-8/150	142 AB, 204, 0 HR, 21 RBI
	*Snyder, Jack	1975	OF	New Orleans, LA	5-7/155	60 AB, 233, 0 HR, 7 RBI
	Sobek, George	1940-42	2B	Hammond, IN	6-0/175	
15	*Sollmann, Scott	1994-96	CF	Cincinnati, OH/St. Xavier HS	5-11/165	643 AB, 372, 3 HR, 84 RBI
3	Sollmann, Steve	2001-04	2B	Cincinnati, OH/St. Xavier HS	5-11/195	689 AB, 370, 11 HR, 123 RBI
	Somers, Michael	1911	P	Bloomington, IL		0-1 record
	Soos, Kenneth	1984-86	IF	South Bend, IN/Washington HS	5-11/175	346 AB, 286, 8 HR, 69 RBI



All-MCC Tournament performer **James Sass** helped Notre Dame reach the 1989 NCAs while hitting .357 in two seasons with the Irish.



Tommy Shields ('84-'86) – an all-conference shortstop with a .338 career batting average – went on to be a minor-league manager in the Orioles organization.



Steve Skupien started at second base and centerfield in 1988, batting .315 with two home runs, 25 RBI and 10 stolen bases.



Future NFL tight end **Irv Smith** played two seasons with Notre Dame baseball before being drafted by the Houston Astros in 1992 (he went on to play with three NFL teams).

All-Time Roster

No.	Name	Years	Pos.	Hometown/Previous Team	Ht./Wt.	Career Statistics
16	*Sopko, Paul	1957	OF	Columbus, OH	5-10/175	16 AB, .063, 0 HR, 0 RBI
27	Soriano, Chris	2006	C	Randolph, NJ/Delbarton HS	6-1/195	12 AB, .417, 0 HR, 3 RBI
31	Spaeth, Gerald	1954	RHP	Peoria, IL	6-1/190	33.1 IP, 2-1, 15 K
21	Spano, Joe	2009-10	LHP	Verona, NJ/Seton Hall Prep	5-11/165	40.2 IP, 5.98 ERA, 1-4 (0), 32 K
	Spaulding, Thomas	1916-17	2B	Springfield, KY		
43	Spizziri, Joe	2010-11	LHP	San Juan Capistrano, CA/Serra Catholic	6-2/185	10.1 IP, 6.97 ERA, 0-0 (0), 5 K
	Stack, Richard	1894	P	Escanaba, MI		1-2 record
	Stange, Gus	1924	P	Merrill, WI	6-2/195	0-2 record
2	*Stanley, Steve	1999-2002	CF	Upper Arlington, OH/Worthington Chr. HS	5-8/155	1,003 AB, .384, 2 HR, 121 RBI
	Star, William	1977-78	OF	Allison Park, PA/North Catholic HS	5-10/150	128 AB, .211, 2 HR, 19 RBI
19	*Stavisky, Brian	2000-02	OF	Port Allegany, PA/Port Allegany HS	6-3/220	651 AB, .355, 33 HR, 168 RBI
17	Stavisky, Dan	1995-98	RHP	Mt. Pleasant, PA/Mt. Pleasant Area HS	6-4/200	132.1 IP, 5.44 ERA, 12-4 (0), 85 K
	Stephan, Anton	2002-03	1B	Scales Mound, IL		4-2 record
	Stewart, Jack	1945	P	Washington, D.C.		
32	Stewart, Jess	2004-07	RHP	Manassas, VA/Osborn City HS	6-3/215	125.0 IP, 3.89 ERA, 14-5 (2), 66 K
13	Stoltz, Mitchell	1973-76	RHP	Evansville, IN/Reitz HS	6-2/180	133.2 IP, 3.91 ERA, 7-11 (0), 87 K
31	Stonikas, William	1982-83	RHP	Flossmoor, IL/Homewood-Flossmoor HS	6-4/195	51.2 IP, 5.75 ERA, 4-4 (0), 20 K
	Stopper, Anthony	1905-06	1B	Williamsport, PA		
15	Stouffer, Jim	1962-63	C/OF	Benton Harbor, MI	6-1/195	54 AB, .222, 1 HR, 0 RBI
27	Stratta, Bob	1974-76	RHP	Olympia Fields, IL/Rich Central HS	6-2/185	177.0 IP, 3.92 ERA, 15-12, 130 K
35	Strickroth, Matt	1999-2002	OF/1B	Mission Viejo, CA/Santa Margarita HS	6-4/230	264 AB, .235, 9 HR, 45 RBI
	Sullivan, Albert Jr.	1931				
	Sullivan, Chester	1938-40	3B	Chicago, IL		
	Sullivan, Joseph	1926-28	2B	Waterbury, CT		
	Sullivan, William Jr.	1930-31	1B	Newburg, OR/Columbia Prep	6-1/170	
4	Swallow, Michael	1973	LHP	Ft. Yates, ND/Annendale HS	6-3/185	46.2 IP, 2.12 ERA, 4-1 (0), 23 K
	Sweet, George	1894-95	OF	Washington, D.C.		
29	Symeon, Chuck	1956-58	RHP	Stamford, CT/St. Basil's Prep	6-0/180	188.1 IP, 1.30 ERA, 14-7, 176 K
6	Szajko, Dan	1979-82	OF	South Bend, IN/John Adams HS	5-10/165	407 AB, .317, 10 HR, 72 RBI
8	Szajko, Ray	1987	IF	South Bend, IN/John Adams HS	5-10/165	90 AB, .200, 5 RBI
27	Szajko, Thomas	1964-65	OF	South Bend, IN	5-10/175	126 AB, .238, 2 HR, 12 RBI
28	Szczepanski, Steve	1998	RHP	Lombard, IL/Glenbard East HS	6-2/190	43.2 IP, 5.98 ERA, 3-3 (1), 27 K
T						
	Tallett, John	1942	1B	North Chicago, IL		
23	Tamayo, Danny	1998, '00-'01	RHP	Miami, FL/Ransom Everglades HS	6-1/220	160.0 IP, 3.27 ERA, 12-5 (1), 141 K
7	Tasch, Chuck	1980-82	SS/2B	Barrington, IL/Barrington HS	5-10/180	329 AB, .343, 1 HR, 68 RBI
32	Tate, Golden	2009	OF	Hendersonville, TN/Pope John Paul II HS	6-1/180	264 AB, .318, 11 2B, 1 HR, 25 RBI, 16 SB
21	Tencza, Tom	1965-67	2B	Dearborn, MI	5-8/155	343 AB, .251, 5 HR, 33 RBI
28	Teschke, Bill	1954-55	OF	Chicago, IL/Hirsch HS	6-1/175	139 AB, .259, 1 HR, 18 RBI
21	*Thaman, Joe	2001-04	1B/LHP	St. Louis, MO/St. Louis Univ. HS	6-4/210	506 AB, .279, 9 HR, 81 RBI; 48.1 IP, 3.35, 4-1 (1), 34 K
	Thernes, Matt	1934-36	P	Cincinnati, OH	6-1/190	8-5 record
	Thomas, Frank	1922-23	OF	East Chicago, IN	5-9/160	
30	*Thornton, Tom	2003-06	LHP	Middleboro, MA/Middleboro HS	6-6/225	332.2 IP, 3.79 ERA, 27-12 (0), 204 K
45	Tommazini, Kevin	1994	3B/1B	Winston, OR/Douglas HS	6-1/195	28 AB, .286, 0 HR, 9 RBI
9	*Topham, Ryan	1993-95	RF/1B	Portage, MI/Portage Central HS	6-2/200	544 AB, .320, 34 HR, 165 RBI
27	Topolski, Pat	1965-67	3B/1B	Michigan City, IN	5-11/170	324 AB, .275, 3 HR, 45 RBI
	Toumey, William	1935	P	New York, NY		2-2 record
	Tracy, Bill	1945	C	New York, NY		
27	Trapp, Harold "Bud"	1958	3B	Sycamore, IL/Sycamore HS	6-0/185	
23	*Tremblay, Mike	1953-54	CF	Cambridge, MA	5-8/155	155 AB, .342, 3 HR, 27 RBI
	*Trudeau, Mark	1983-85	OF	Bellingham, MA/Memorial HS	6-0/175	370 AB, .343, 7 HR, 75 RBI
6	*Turco, Paul	1996-97	SS	Sarasota, FL/Sarasota HS	5-9/165	246 AB, .211, 0 HR, 24 RBI
29	*Twihy, Jim	1954	1B/RF	Brooklyn, NY/Xavier HS	6-0/170	61 AB, .279, 1 HR, 15 RBI
22	Twombly, Dennis	1994	C	San Diego, CA/Patrick Henry HS	6-2/205	92 AB, .348, 5 HR, 24 RBI
U - V						
	Ulatowski, Clem	1910-11	C/OF	Chicago, IL/St. Cyril's HS	5-11/175	
	Underkoffler, Joseph	1933-35	C	Britt, IA		
8	Ut, Brant	1997-99	IF	Redmond, WA/Eastlake HS	6-1/200	660 AB, .368, 46 HR, 170 RBI
21	Valenzuela, Henry	1979-82	1B	Tampa, FL/Jesuit HS	6-2/185	494 AB, .314, 15 HR, 123 RBI
	Vanthournout, Rich	1985-86	3B	St. Charles, IL/St. Charles HS	6-1/160	396 AB, .323, 4 HR, 63 RBI
	Vaughan, Champ	1927	C	Portland, OR		
24	Veerkamp, Patrick	2010-11	RHP	Fort Wayne, IN/Homestead HS	6-2/180	11.1 IP, 11.12 ERA, 0-2 (0), 7 K
	Velcheck, Arnold	1933, '35-'36	OF	Thorpe, WI		
42	Verduzzo, Steve	1992-93	3B/SS	Scotts Valley, CA/Bellarmine Prep	6-1/185	102 AB, .245, 1 HR, 16 RBI
	Vergara, George	1924	1B/3B/OF	Bronx, NY		
23	Vergara, Martin	2002	RHP	Paterson, NJ/DePaul Catholic HS	6-0/190	63.0 IP, 4.14 ERA, 6-1 (1), 55 K
	Vernostra, Arthur	1938-39	C	South Bend, IN		
45	Vilonia, Brandon	2000-03	RHP	Wailuku, HI/Mau'i HS	5-11/210	83.2 IP, 2.58 ERA, 6-2 (7), 49 K
	Voeltinger, Dan	1977-80	C	Rockford, IL/Boylan HS	6-0/190	414 AB, .273, 12 HR, 101 RBI
8	Vogele, Greg	1988	OF	Cincinnati, OH/La Salle HS	5-11/160	35 AB, .343, 1 HR, 8 RBI
33	*Votier, Bob	1968-70	OF	Church Point, LA/Acad. Immac. Conception	6-1/165	264 AB, .265, 1 HR, 21 RBI
	Vuono, Carl	1984	1B/3B	Pittsburgh, PA/Mt. Lebanon HS	6-0/180	263 AB, .297, 12 HR, 69 RBI
	Vuono, Marty	1980	RHP	Pittsburgh, PA/Mt. Lebanon HS	6-0/180	35.0 IP, 4.11 ERA, 4-3 (1), 20 K



Chuck Symeon -- whose 1.31 season ERA in 1957 ranks fifth in Notre Dame history -- delivered a shutout in the 9-0 win that eliminated Texas from the 1957 College World Series.



Pat Topolski played both corners of the infield during his career, leading the 1965 Irish in home runs (3) and RBI (22) before pacing the '66 team in RBI.



Clem Ulatowski lettered with Notre Dame baseball as a catcher and outfielder in 1910 and 1911 before playing in the Major Leagues with the Chicago Cubs.



Third baseman **Rich Vanthournout** earned Academic All-America honors in 1986 while compiling a .323 career batting average with the Irish.

W						
No.	Name	Years	Pos.	Hometown/Previous Team	Ht./Wt.	Career Statistics
44	Wagner, Jeff	1996-99	C/1B	Louisville, KY/St. Xavier HS	6-3/235	694 AB, 336, 49 HR, 189 RBI
7	Walania, Alan	1990-93	RHP	Derby, CT/Notre Dame HS	6-2/170	324 IP, 3.64 ERA, 30-12 (8), 236 K
	Walbrun, Tom	1976	OF	Appleton, WI	6-0/165	77 AB, 338, 0 HR, 11 RBI
	Waldorf, Rufus	1905-07	P	Mendota, IL	5-11/170	11-3 record
19	Walker, Mickey	1961-63	RHP	Detroit, MI/Detroit Catholic Central HS	6-2/195	164.1 IP, 2.96 ERA, 14-3, 143 K
	Walsh, Edward	1926-28	P	Meridian, CT/Meriden HS, St. John's Prep	6-1/180	18-6 record
	Walsh, James	1915	P	Fonda, IA		9-5 record
41	Warrender, Bill	2009-10	OF	Collegeville, PA/La Salle Collegiate HS	6-1/190	36 AB, 250, 12B, 1 3B, 1 HR, 4 RBI
	Watzke, Mark	1984-86	RHP	Palos Hills, IL/Carl Sandburg HS	6-1/180	119 IP, 4.92 ERA, 11-6 (0), 39 K
	Weglarz, Matt	2007	C	Kansas City, MO/Rockhurst HS/Missouri St.	6-3/220	156 AB, 244, 5 HR, 29 RBI
33	Weiland, Kyle	2006-08	RHP	Albuquerque, NM/Eldorado HS	6-3/180	121.0 IP, 4.17, 9-9 (25), 117 K
18	Weiss, Brent	2002, '04	OF/C	Cockeysville, MD/St. Paul's HS	6-1/195	36 AB, 222, 2 HR, 9 RBI
	Wekh, Thomas	1905	OF	Kewanee, IL		
	Wells, March Forth	1912-15	P	Dowagiac, MI		10-2 record
	Wentworth, George	1934-36	SS	Bucksport, ME		
	White, Clovis	1933	1B	Scottsville, KY		
29	Whitmyer, Steve	1981-82	RHP	Columbus, OH/Brookhaven HS	6-4/215	135.2 IP, 5.24 ERA, 9-13 (1), 109 K
26	*Widelski, Wally	1995-97	LHP	South Holland, IL/Thornwood HS	6-2/180	68.2 IP, 5.64 ERA, 7-0 (0), 39 K
29	Wilkins, Cody	2004	LHP	Hudson, NC/South Caldwell HS	6-1/225	6.0 IP, 7.50 ERA, 0-0 (0), 7 K
	*Williams, Fred "Cy"	1910-12	OF	Wadena, IN	6-2/180	
51	Williamson, Joey	2005-07	RHP	Lantana, FL/Santalucas HS	6-1/195	93.2 IP, 4.52 ERA, 5-4 (2), 91 K
	Wilson, Francis	1926-28	OF/1B	Pittsburgh, PA		
	Wilson, Ralph	1896, '98	OF	Blairsville, PA		
	Wilson, William	1911	C	Flint, MI		
20	Wojcik, Edward	1958-60	C	Manchester, CT	6-1/195	214 AB, 229, 1 HR, 35 RBI
	Wolf, Charles	1947	OF	Ft. Thomas, KY		
	Wolf, George Louis	1916	SS	South Bend, IN		
	Wolfe, Don	1975-78	LHP	Fairlawn, NJ/Fairlawn HS	6-2/175	191.0 IP, 3.58, 13-14, 145 K
12	*Wood, Howard	1972-73	OF	Redondo Beach, CA/Montgomery HS	5-10/170	135 AB, 237, 1 HR, 9 RBI
	Woolwine, Jim	1961-63	3B	Wilmington, IL/Wilmington HS	5-10/175	201 AB, 279, 1 HR, 24 RBI
	Wrape, James	1919	P	St. Louis, MO		4-1 record
32	Wright, Jim	1969	C	Sparta, NJ/Sparta HS	6-1/220	49 AB, 224, 1 HR, 9 RBI
1	Wright, Michael	2007	OF	Lockhart, TX/Lockhart HS	5-7/160	45 AB, 200, 1 HR, 6 RBI
45	Wroblecki, Corey	1992-93	DH	LaPorte, IN/LaPorte HS	6-2/210	59 AB, 186, 4 HR, 10 RBI
Y-Z						
30	Yawman, Dave	1988	C	Fairport, NY/Fairport HS	6-3/205	31 AB, 129, 0 HR, 3 RBI
32	Yeager, Joe	1955	OF	Stamford, CT	6-2/185	31 AB, 258, 0 HR, 4 RBI
	Yore, William	1927	OF	Oakland, CA		
	Zabroski, Peter	1977-78	RHP	Hartford, CT/Hartford Public HS	6-0/170	75.1 IP, 4.30 ERA, 3-2, 38 K
	Zappia, Tony	1970-71	2B	South Bend, IN/St. Joseph's HS	5-9/160	38 AB, 184, 0 HR, 1 RBI
	Zieminski, Joe	1944	P	Springfield, MA		2-2 record
18	Zimont, Larry	1998	OF	Oak Forest, IL/Oak Forest HS	6-3/220	85 AB, 271, 3 HR, 16 RBI
28	Zolnowski, Ray	1966	RHP	Bayonne, NJ	6-0/185	



Steve Whitmer is one of several former Notre Dame players who went on to enter college coaching, serving five seasons as head coach at the U.S. Naval Academy.



Jeff Wagner (1996-99), who was drafted in the 21st round of the '99 draft by the Anaheim Angels, still ranks in the top 10 all-time in career slugging percentage (.3rd; .634), RBI (7th; 189), home runs (1st; 49), doubles (t-10th; 50) and total bases (6th; 440).



Kyle Weiland (2006-08), who was drafted in the third round of the '08 draft by the Boston Red Sox, owns the school record for career saves with 25. He also set the single-season record of 16 in 2006.



Ray Zolnowski (1966) is the final player on ND baseball's list of 895 letterwinners.

All-Time Numerical Roster

Current players in **bold**
Numbers unavailable
for some seasons

1

Tom Allen
Randall Brooks
Adam Norton
Anthony Iarocci
Tim Prister
Michael Wright

2

Joseph Barrows
Brett Lilley
Tim Murray
Rowan Richards
Alex Robinson
Gregory Rodems
John Rodgers
Casper Snyder
Steve Stanley

3

Dan Bautch
James Cameron
Tony Langford
Greg Layson
Bob Lisanti
Trey Mandini
Mike Moshier
Matt Nussbaum
Steve Sollmann

4

Michael Doraning
Richard Farrell
John Flanagan
Todd Frye
Joe Hudson
Greg Lopez
Mark Mapes
A.J. Pollock
Scott Siler
Michael Swallow

5

J.J. Brock
Drew Duff
Paul Failla
Frank Fiaschi
Tom Hansen

Michael Jamieson
Matt Macri
David Mills
John Moran
Craig Pavlina
Chris Reinhart
Mike Rooney
Eddie Smith

6

Peter Clemens
Mike Coss
Kevin DeFilippis
Danny Dressman
Brian Dupra
Mike Galloway
Mike Naumann
Steven Passinault
Dan Szajko
Paul Turco

7

Ross Brezovsky
Javier Fuentes
Dustin Ispas
Eric Jagielo
Christian Parker
Jeff Perconte
Zach Sisko
James Smith
Chuck Tasch
Alan Walania

8

Kris Billmaier
Chris Fournier
Matt Grosso
Matt Haas
Frank Jacobs
Michael Kenahan
Henry Lange
Blaise Lezynski
Thomas Miller
James Sass
Evan Sharpley
Brant Ust
Rich Vanthournout
Gary Voge

9

Matt Bok
Craig Cooper
J.P. Drevline
Allen Greene
George Iams
Edward Lange
John Loughran
Michael O'Neill
Ryan Topham

10

Conor Biggio
Rick Chryst
Ryan Connolly
Dustin Ispas
Cory Mee
Chris Niesel
Alec Porzel
Steve Skupien

11

Robby Birk
Tom Bujnowski
Tommy Chase
Phil Donnelly
Sean Gaston
Phil Krill
Alan Kristowski
Joseph LaRoca
William Matre
Gary Mayer
Charles Scrawnich

12

Mike Amrhein
Brayden Ashdown
Dave Bartish
Brett Basilone
Thomas Blythe
Matt Bransfield
Andrew Bushey
Gene Duffy
Shaun Fitzmaurice
Jim Gibbons
Joe Kernan
Laurence Lackner
Jerry McNamara
Pat Pesavento
Kenneth Rump
David Sinnes
Howard Wood

13

Joe Binkiewicz
Mike Carlin
Dave Costigan
Craig DeSini
Brennan Grogan
Mac Hudgins
Wade Korpi
Chuck Lennon
Thomas O'Connor
Herman Petzold
Bret Poppleton
William Schoen
Mitchell Stoltz
Dan Voellinger

14

Bob Bentley
Joseph Carideo
Frank Carpin
Mark Clementz
Ben Cooke
Matt Edwards
Tom Guilfoile
Robbie Kent
Jason Martinez
Eddy Mendiola
Richard O'Leary
Justin Scholl
Matt Scioscia
Tommy Shields

15

Pat Eilers
Walt Gazdayka
Robert Giarrantano
Chad Hartvigson
Edward Hrabcsak
Mike Knecht
Leonard LoRoso
Michael Lesso
Jason McMurray
Pat O'Brien
Jim Phelps
Javi Sanchez
Greg Sherry
Bryan Smith
Scott Sollmann
Jim Stouffer
Mike Trudeau
Matt Weglarz

16

Bill Brutvan
Jeff Felker
Paul Horan
Thomas Jaeb
Edward Lupton
Eric Maust
Ron Mottl
Alex Netthey
Frank Orga
Daniel Phelps
Paul Sopko

17

Billy Boockford
Michael Brennan
Henry Bretting
Kasey Clevenger
James Cross
John Ebert
Robert Fitz
Nick Furlong
Matt Krall
Ken Meyer
Kevin O'Neill
Cody Rizzo
Stephen Simone
Dan Stavisky
Cristian Torres

18

Patrick Coleman
Tom Conroy
Sean Fitzgerald
Harold Lavelle
Paul Mauk
Steven Mazur
Walt Osgood
John Rogers
Peter Schmidt
Kenneth Schuster
Charles Snow
Brent Weiss
Larry Zimont



Former South Bend mayor and recent Indiana governor Joe Kernan was a catcher on the 1967 and '68 Notre Dame baseball teams. Kernan is one of several noteworthy Irish baseball players who have worn No. 12, with that group including Mike Amrhein, Shaun Fitzmaurice, Jim Gibbons, Pat Pesavento, David Sinnes and Andrew Bushey.

19

Ryan Bull
Craig Counsell
Jim Dee
Larry Kennedy
Dick Lucke
Todd Miller
James Noe
John O'Drobinak
Mike Passilla
Mark Pittman
Dick Rosenthal
John Seabaugh
Brian Stavisky
Mickey Walker

20

Jeremy Barnes
Dave Celmer
Phillip Dingle
A.J. Jones
Brad Lidge
Charlie Markson
Dan McGinn
Tom Murray
Daniel Nespo
Peter Ogilvie
Derik Olvey
Bill Orga
Steve Powell
Scott Rogers
George Sefcik
Edward Wojcik

21

Scott Cavey
Frank Finnegan
James Gieselman
Justin Gleichowski
Gerry Goetz
Brett Graffy
Robert Kocmalksi
John Matthews
Dick Nussbaum
John Reynolds
Joe Spano
Tom Tencza
Joe Thaman
Henry Valenzuela

22

Thomas Colin
Eric Danapilis
Evan Danieli
Aaron Heilman
Daniel Hogan
Grant Johnson
Dan Kapala

Joseph Keenan
Erik Madsen
Anthony McIver
Robin Reschan
Jay Schloemer
Mark Simendinger
Dennis Twombly

23

Craig Allen
David Clark
John Counsell
Michael Deasey
Chris Flynn
Joseph Geneser
Mark Gonnring
Ed Hurley
Tony Langford
Pat Leahy
John Mitchell
Ryan Richter
Danny Tamayo
Mark Tremblay
Martin Vergara

24

Matt Arminio
Rico Bertucci
Brian Conway
John Corbin
Sam Elam
Ronald Goodman
John Hammett
Tim Hutson
Frank Karazim
James Montegano
George Restovich, Jr.
Michael Riddell
Nick Scarpelli
Patrick Veerkamp

25

Tom Cuggino
Kevin Fanning
Mike Holba
Matt Katich
William Lucas
Nick Mainieri
John Musto
Pat O'Keefe
Ricky Palmer
Austin Pearce
Paul Pettitclair
Harold Reilly
Ron Schmitz
Dick Selcer



Several Notre Dame pitchers have worn number 20, including LHPs Dan McGinn ('65) and Dave Celmer ('66-'68), plus Steve Powell ('84-'86), A.J. Jones ('93-'94), Brad Lidge ('97-'98) and 2003 graduate Peter Ogilvie (pictured).

26

Timothy Ambrey
Arthur Combs
Jim Cusack
Doug Doemel
Mick Doyle
Rich Gonski
Timothy Handrich
Bob Jaeger
Nick Palhinich
Bob Senecal
Martin Serena
Pat Topolski
Wally Widelksi
Joey Williamson

27

Breck Ashdown

Roger Braun
Mike Coffey
Jerry Fenzel
Gregory Jaun
Richard Licini
Paul O'Toole
Paul Pryblo
Sam Richey
Robert Roemer
Rich Saugat, Jr.
Don Sniegowski
Chris Soriano
Bob Stratta
Thomas Szajko
Harold Tapp
Marty Vuono

28

Bob Bartlett
Richard Eich
Ed Lund
Thomas Lux
Cameron McConnell
William Teschke
Ray Zolnowski

29

Garret Carlson
Donald Costa
David Gruener
Dave Hanson
Ryne Intekofer
David Legus
Buster Lopes
Robert Scarpitto
Joseph Schrader
Chuck Symeon
Steve Whitmeyer
Cody Wilkins

30

Bob Arnzen
John Connoro
Pat Davis
Jim Hannan
Will Harford

Forrest Johnson

Frank Kwiatowski
Mike Morgalis
Joseph Ridge
Michael Rieder
Rich Rusteck
Tom Thornton
Bob Voitier
Dave Yawman

31

John Coretta
Gregg Henebry
Scott Kerrigan
Mike Many
Timothy Reardon
George Restovick, Sr.
Andrew Scheid
Tom Sinnott
Gerald Spaeth
William Stonikas

32

John Gentempo
Ryan Kalita
Jim Morris
Brian Peters

Alex Robinson

Alex Shilliday
Jess Stewart
Golden Tate
James Wright
Joe Yeager

33

Ty Adams
Scott Bickford
Ed Golom
Mike Graney
Mickey Karkut
Elmer Kohorst
Stan Konopka
Phil Mosey
Ron Reed
Bob Voitier
Kyle Weiland

34

Dylan Blake
Kevin Hardy
Tom Howard
Mark Lapinskas
Tony Livorsi
Jeff Manship
Ryan Sharpley

35

Frank DeSico
David Phelps
Mark Schmitz
Matt Strickroth
Chris Vasami

36

Steve Andres
Pat Connaughton
Leighton Cooper
Dan Leatherman

37

Cole Johnson
Dan Kapala
Matt Laird

Kyle Rubbinaccio

Tyler Jones
Casey Martin
Tom O'Hagan

39

Matt Buchmeier
Alex Carter
Kevin Chenail

40

Justin Gingerich
Brian Piotrowicz
Dan Slania

41

Mike Balicki
Tom Price
Bill Warrender

42

Ty Adams
Dan Peltier
Darin Schmalz
Matt Temowchek
Steve Verdusco

43

Joe Spizzirri

44

David Casey
Mike Dury
Tim Krause
Jeff Wagner

45

Michael Harmon
Will Hudgins
Chris McKeown
Jeff Samardzija
Irv Smith
Ryan Smith
Kevin Tommasini
Brandon Vilorio
Korey Wroblecki

46

J.P. Gagne
Tim Kalita
Matt Whittington

47

Ryan Doherty

48

Andrew Wland

49

John Axford
Mike Rotkis

50

Marty DeGraff

51

Donnie Hissa
Joey Williamson

52

Larry Mohs
Steve Sabatino

54

Adam Maisano
Rich Saugat
Matt Whittington

55

Matt Scioscia

56

Edwin Hartwell

BASEBALL LETTERWINNERS BY STATE

Illinois	150	Kansas	5
New York	84	Colorado	5
Indiana	83	Maine	4
Ohio	65	Oklahoma	4
New Jersey	49	Rhode Island	4
Massachusetts	46	Arizona	4
Michigan	44	Georgia	3
Pennsylvania	38	New Mexico	3
California	38	Alabama	2
Wisconsin	31	Ontario	2
Iowa	25	South Dakota	2
Minnesota	21	Arkansas	1
Texas	19	Canal Zone	1
Florida	19	Delaware	1
Kentucky	18	Hawaii	1
Connecticut	17	Mississippi	1
Missouri	15	Montana	1
Washington	13	North Carolina	1
Maryland	12	North Dakota	1
Virginia	10	Utah	1
Louisiana	9	West Virginia	1
Oregon	8	Wyoming	1
Washington, D.C.	7		
Nebraska	6		
Tennessee	6		

Bold — states represented on Notre Dame's 2012 roster.



Notre Dame's 49 all-time baseball letterwinners from New Jersey include recent All-America closer Ryan Doherty (Toms River) and Fairlawn native Don Wolfe (pictured), who as a freshman tossed the first known no-hitter by a Notre Dame pitcher in 38 seasons (during a 10-0 home victory over Butler on April 20, 1975). The lefthander racked up 12 strikeouts while walking only two batters during the historic outing. He went on to post 20 complete games in his three-year career ('75, '77-'78), still good for sixth place on the Notre Dame list for career complete games.



Ontario native Robert Hoag (Ottawa) lettered as a second baseman with the 1939 Notre Dame baseball team while recent righthander John Axford (Port Dover) joined him as the second Canadian to earn a monogram with the Notre Dame baseball program (in 2002).

Won-Lost Record

Coach	Years	W-L-T	Pct.
Frank Hering	1897-99	17-7-0	.708
Stahl	1900	15-2-0	.882
Robert Lynch	1903	17-5-0	.773
Harry Arndt	1906	20-5-0	.800
Lou Criger	1907	21-2-0	.913
Harry Curtis	1908-09 (2)	33-6-0	.846
Ed Smith	1910, '12 (2)	38-8-0	.826
Albert Kelly	1911 (1)	17-5-0	.773
Fred "Cy" Williams	1913 (1)	14-3-0	.824
Jesse Harper	1914-18 (5)	61-28-0	.685
Gus Dorais	1919-20 (2)	21-10-1	.672
Walter Halas	1921-23 (3)	46-21-1	.684
George Keogan	1924-26, '30-'33 (7)	68-57-2	.543
Tommy Mills	1927-29 (3)	57-20-1	.737
Jake Kline	1934-75 (42)	558-449-5	.554
Tom Kelly	1976-80 (5)	88-102-1	.463
Larry Gallo	1981-87 (7)	157-167-3	.485
Pat Murphy	1988-94 (7)	318-116-1	.732
Paul Mainieri	1995-2006 (12)	533-213-3	.714
Dave Schrage	2007-10 (4)	119-104-1	.533
Mik Aoki	2011 (1)	23-29-1	.443

note: ND's pre-1908 coaches served only in preseason roles




Even before the first varsity season (1892), Notre Dame students were playing organized baseball – as shown in this 1896 photo.

Year	Coach	Captain(s)	W-L-T	Pct.
1919	Dorais	Ralph Sjöberg	10-4-1	.700
1920	Dorais	Frank Miles	11-6-0	.647
1921	Halas	Johnny Mohardt	11-7-1	.605
1922	Halas	Jerome Blievemich	19-4-0	.826
1923	Halas	Paul Castner	16-10-0	.615
1924	Keogan	William Sheehan	16-7-0	.696
1925	Keogan	Roger Nolan	11-13-0	.458
1926	Keogan	James Silver	13-13-0	.500
1927	Mills	Richard Smith	15-6-0	.714
1928	Mills	Joseph Sullivan	23-8-0	.742
1929	Mills	John Colrick	19-6-1	.750
1930	Keogan	Joe Lordi	12-7-0	.632
1931	Keogan	Dennis O'Keefe	6-4-0	.600
1932	Keogan	Charles Palt	5-6-1	.458
1933	Keogan	James McGrath	5-7-1	.423
1934	Kline	Lawrence O'Neill	8-11-0	.421
1935	Kline	Kieran Dunn	11-7-0	.611
1936	Kline	Francis Gaul	16-3-0	.842
1937	Kline	Ennio Arboit	11-6-0	.647
1938	Kline	Charles Borowski	11-6-0	.647
1939	Kline	Joseph Nardone	11-6-0	.647
1940	Kline	Chester Sullivan	9-8-0	.529
1941	Kline	Andrew Chlebeck	6-10-1	.382
1942	Kline	Bernie Crimmins	7-4-0	.636
1943	Kline	James Carlin	5-3-0	.625
1944	Kline	Thomas Sheehan	11-11-0	.500
1945	Kline	Frank Gilhooley	10-8-1	.553
1946	Kline	Thomas Sheehan	13-6-0	.684
1947	Kline	Bob Klein, Jack Mayo	16-5-0	.762
1948	Kline	Steve Pavella	11-12-0	.478
1949*	Kline	Beny Kozlik, Ray Petzelka	20-8-0	.714
1950	Kline	Thomas Martin	8-14-0	.364
1951	Kline	Bob Nemes	11-14-0	.440
1952	Kline	Jerry Ledwidge	13-12-0	.520
1953	Kline	Joe Ridge	16-7-1	.688
1954	Kline	Harold Reilly	12-13-0	.480
1955	Kline	Ron Mottl (honorary)	9-13-0	.409



Jake Kline (left) and Charles Borowski



Francis Gaul

Herb Kelly

1914 team captain

Year	Coach	Captain(s)	W-L-T	Pct.
1956*	Kline	Dan Nespo	12-14-0	.462
1957*	Kline	Jim Cusack, Elmer Kohorst	16-10-0	.615
1958*	Kline	Bob Senecal	20-11-0	.645
1959*	Kline	Gene Duffy, Dick Selker	22-7-0	.759
1960*	Kline	Ed Wojcik	19-7-0	.731
1961	Kline	Jack Gentempo	12-17-0	.414
1962	Kline	Bill Brutvan (honorary)	11-6-0	.647
1963*	Kline	Dave Hanson	19-11-0	.633
1964	Kline	John Counsell	16-12-1	.569
1965	Kline	Ed Lupton (honorary)	18-17-0	.514
1966	Kline	Mark Gonnig	12-14-0	.462
1967	Kline	Pat Topolski	17-8-1	.673
1968	Kline	Tom Cuggino	13-10-0	.565
1969	Kline	Tom Lux	14-10-0	.583



Bernie Crimmins

James Carlin

Year	Coach	Captain(s)	W-L-T	Pct.
1892	None	Charles Gillon	1-0-0	1.000
1894	None	John Flannigan	1-2-0	.333
1895	None	Oscar Schmidt	3-2-0	.600
1896	None	Michael Daly	2-3-0	.400
1897	Hering	Michael Powers	4-2-0	.667
1898	Hering	Michael Powers	6-2-0	.750
1899	Hering	Angus McDonald	7-3-0	.700
1900	Stahl	Angus McDonald	15-2-0	.882
1901	None	Matthew Donahue	11-8-0	.579
1902	None	Robert Lynch	16-4-1	.786
1903	Lynch	Anton Stephen	17-5-0	.773
1904	None	Anton Stephen	12-5-0	.706
1905	None	Daniel O'Connor	6-9-0	.400
1906	Arndt	Lawrence McMerney	20-5-0	.800
1907	Criger	Rufus Waldorf	21-2-0	.913
1908	Curtis	John Brogan	20-1-0	.952
1909	Curtis	John McKee	13-5-0	.722
1910	Smith	Albert Kelly	19-3-0	.864
1911	Kelly	Eugene Connolly	17-5-0	.773
1912	Smith	Fred "Cy" Williams	19-5-0	.792
1913	Williams	Simon Farrell	14-3-0	.824
1914	Harper	Herb Kelly	17-5-0	.773
1915	Harper	Edward Duggan	14-6-0	.700
1916	Harper	Charles Sheehan	11-8-0	.579
1917	Harper	Clarence "Jake" Kline	10-4-0	.714
1918	Harper	Louis Wolf	9-5-0	.643



Notre Dame's 1904 varsity baseball team




Notre Dame's 1959 NCAA Tournament Team

Year	Coach	Captain(s)	W-L-T	Pct.	Year	Coach	Captain(s)	W-L-T	Pct.	Year	Coach	Captain(s)	W-L-T	Pct.
1970*	Kline	Nick Scarpelli	17-14-0	.548	1987	Gallo	None	15-29-0	.341	2001*	Mainieri	Andrew Bushey,	49-13-1	.786
1971	Kline	Chuck Horan	11-21-0	.344	1988	Murphy	Steve Skupien	39-22-0	.639			Aaron Hellman, Alec Porzel		
1972	Kline	Joe LaRocca	14-16-0	.467	1989*	Murphy	Mike Moshier, Pat Pesavento	48-19-1	.713	2002*	Mainieri	Andrew Bushey, Steve Stanley	50-18-0	.735
1973	Kline	Bob Roemer	15-22-0	.405	1990	Murphy	Ed Lund	46-12-0	.793	2003*	Mainieri	Kris Billmaier,	45-18-0	.714
1974	Kline	Tom Hansen	18-21-0	.462	1991	Murphy	Joe Binkiewicz	45-16-0	.738			J.P. Gagne, Steve Sollmann		
1975	Kline	Mark Schmitz	17-14-0	.548	1992*	Murphy	Craig Counsell, Cory Mee,	48-15-0	.762	2004*	Mainieri	Javi Sanchez,	51-12-0	.810
1976	Kelly	Mitch Stolz, Bob Stratta	16-24-0	.400			Joe Binkiewicz					Steve Sollmann, Chris Niesel		
1977	Kelly	Stan Bobowski	17-26-0	.395	1993*	Murphy	Edwin Hartwell	46-16-0	.742	2005*	Mainieri	John Axford, Tyler Jones,	38-24-1	.611
1978	Kelly	Rick Pullano	12-25-1	.329	1994*	Murphy	Bob Lisanti	46-16-0	.742			Greg Lopez, Cody Rizzo		
1979	Kelly	Rick Pullano	14-19-0	.424	1995	Mainieri	Bob Lisanti, Craig DeSensi	40-21-0	.656	2006*	Mainieri	Greg Lopez, Tom Thornton	45-17-1	.722
1980	Kelly	Dan Voellinger	29-8-0	.784	1996*	Mainieri	Craig Allen, Bob Lisanti	44-18-0	.710	2007	Schrage	Danny Dressman, Mike Dury	28-28-0	.500
1981	Gallo	Mike Jamieson	23-16-1	.588			George Restovich, Rowan Richards			2008	Schrage	Ross Brezowsky, Sean Gaston,		
1982	Gallo	Chuck Tasch, Henry Valenzuela	28-15-0	.651	1997	Mainieri	J.J. Brock	41-19-0	.683			Chris Soriano	33-21-1	.609
1983	Gallo	Rick Chryst	19-28-0	.404	1998	Mainieri	J.J. Brock	41-17-0	.707	2009	Schrage	Jeremy Barnes, Ryan Connolly	36-23-0	.610
1984	Gallo	Curt Vuono	24-24-0	.500	1999*	Mainieri	Alex Shilliday, Jeff Wagner	43-18-0	.705	2010	Schrage	Brian Dupra, Ryan Connolly,	22-32-0	.407
1985	Gallo	Jack Moran	26-27-2	.491	2000*	Mainieri	Aaron Hellman,	46-18-0	.719			Mick Doyle, Cole Johnson		
1986	Gallo	Tom Shields, Rich Vanthournout	22-28-0	.440			Matt Nussbaum, Jeff Perconte			2011	Aoki	Brian Dupra, Mick Doyle	23-29-1	.443

* Denotes NCAA tournament appearances

Program Totals (3,706 games): 2,293 wins; 1,392 losses; 21 ties (.622)



Notre Dame's 1989 NCAA Tournament West II Regional Team (48-19-1)

(kneeling, from left) Pat Eilers, Mike Coss, John Flanagan, Tom Allen, Mike Moshier, Mike Rooney, Tom Murray, Craig Counsell, Jason Martinez and Dan Marzec;
 (middle row, from left) Pat Pesavento, Erik Madsen, Matt Krall, Jim Passinault, Dan Peltier, Jon Baker, James Sass, Brian Piotrowicz, Mike Passilla and Brian Conway;
 (back row, from left) Tom Gulka, Joe Binkiewicz, Mike Coffey, assistant coach Fred Petersen, groundskeeper, senior manager Chris Welborn, junior manager Luke Lovell,
 assistant coach Jeff Nate, head coach Pat Murphy, David Legus, Paul Lange, graduate assistant coach Brian Galloway and athletic trainer Dwayne Ireolo
 Players not pictured include: Dan Bautch, Frank Jacobs, Tony Livorsi, Ed Lund, Cory Mee, Mike Rotkis, Korey Wroblewski and Joe Zebroski (plus assistant coach Mike Gibbons)

All-Time Series Records

Air Force.....	7-0	College of Charleston.....	0-1	Florida A&M.....	2-0	Memphis (State).....	10-9	St. Mary's (KY).....	4-0
Akron.....	1-0	Chicago.....	27-6-1	Florida Atlantic.....	2-0	Mercer.....	3-3	St. Mary's (MN).....	5-3
Alabama.....	4-3	Chicago State.....	28-2	Florida Gulf Coast.....	0-1	Miami (FL).....	5-14	St. Mary's (TX).....	8-7
Alabama-Birmingham.....	1-0	Christian Brothers.....	6-3	Florida International.....	1-6	Miami (OH).....	1-11	St. Norbert.....	2-0
Albany.....	0-1	Cincinnati..... 23-15		Florida Memorial.....	1-0	Michigan..... 44-83		St. Procopius.....	1-0
Albion.....	8-1	The Citadel.....	1-0	Florida Southern.....	0-1	Michigan State..... 53-77		St. Thomas.....	3-0
Alma.....	1-0	Clemson.....	1-0	Florida State.....	4-5	Minnesota.....	23-19	St. Viator.....	18-5
Amherst.....	1-0	Cleveland State.....	16-1	Fordham.....	2-1	Mississippi.....	1-4	Sam Houston State.....	1-0
Arkansas.....	6-6	Coastal Carolina.....	0-2	Franklin College.....	0-1	Mississippi State.....	4-2	San Diego.....	2-0
Arkansas-Little Rock.....	1-0	Coe.....	2-0	Fresno State.....	1-4	Mississippi Valley State.....	5-0	San Diego State.....	1-0
Arkansas State.....	8-7	Colgate.....	4-2	Furman.....	1-1	Missouri.....	1-1	Santa Clara.....	0-1
Armour.....	7-0	Colorado State.....	1-0	Georgetown..... 35-8		Missouri Southern.....	1-2	Schreiner.....	4-1
Army.....	5-1	Columbia.....	1-0	Georgetown (KY).....	1-0	(Southwest) Missouri State.....	3-1	Seattle University.....	1-2
Arizona.....	2-8	Concordia.....	1-0	George Washington.....	1-0	Monmouth.....	2-0	Seton Hall..... 32-13	
Arizona State.....	2-5	Connecticut..... 24-15-1		Georgia.....	7-5	Mount St. Mary's.....	2-0	Siena Heights.....	2-0
Auburn.....	0-4	Cornell.....	3-1	Georgia Tech.....	4-6	Murray State.....	4-3	South Alabama.....	2-1
Austin Peay State.....	0-1	Creighton.....	8-4	Gonzaga.....	1-2-1	Navy.....	8-3-1	South Carolina.....	1-1
Ball State.....	19-12	Dallas.....	3-0	Goshen.....	4-0	Nebraska.....	11-3	South Dakota State.....	0-1
Baylor.....	2-3	Dallas Baptist.....	1-1	Grambling.....	2-0	Nevada.....	1-1	South Florida..... 10-11	
Beloit.....	18-9	Daniel Baker.....	2-0	Great Lakes.....	14-8	New Hampshire.....	0-1	USC.....	3-3
Bethany.....	2-0	Dartmouth.....	2-0	Harvard.....	1-2	New Mexico.....	1-0	Southern Illinois.....	10-4
Bethel.....	19-4	Dayton.....	46-12	Hawaii.....	0-2	New Mexico State.....	1-1	Southern Methodist.....	1-0
Boston College.....	23-9	DePaul.....	3-0	Hillsdale.....	14-0	New Orleans.....	4-6	Southwestern (TN).....	1-0
Bowling Green.....	39-23-1	DePauw.....	19-4	Hope College.....	2-0	New York Tech.....	1-0	Spring Hill.....	1-1
Bradley.....	16-11	Delaware.....	3-2	Houston.....	0-1	Newman.....	1-0	Stanford.....	0-3
Brigham Young.....	3-2	Delta State.....	1-6-1	Huntington.....	11-0	Niagara.....	2-1	Stetson.....	3-3
Brown.....	0-1	Denison.....	3-0	Illinois..... 24-38		North Carolina.....	1-2	Syracuse.....	1-0
Butler.....	66-15	Detroit (Mercy).....	56-46	Illinois-Chicago..... 29-9		North Carolina State.....	0-1	Tennessee.....	1-4
California.....	3-2	Drake.....	1-0	Illinois State.....	8-13	UNC Wilmington.....	0-1	Tennessee-Martin.....	1-1
California-Irvine.....	1-0	Duke.....	4-5	Illinois Tech.....	1-2	North Central.....	1-0	Texas.....	3-3
California-Riverside.....	0-1	Duquesne.....	10-0	Illinois Wesleyan.....	8-2	North Dakota State.....	1-0	Texas A&M.....	2-2
California-Santa Barbara.....	1-0	Earlham.....	2-0	Incarnate Word.....	1-2	North Florida.....	1-1	Texas A&M Corpus Christi.....	0-1
California State Fullerton.....	0-4	Eastern Illinois.....	5-1	Indiana.....	66-32-1	Northeastern Illinois.....	7-2	TCU.....	1-2
Carson-Newman.....	0-1	Eastern Michigan..... 2-1		Indiana-Purdue Fort Wayne (IPFW)..... 5-0		Northern Illinois.....	7-2	Texas Lutheran.....	4-4
Cathedral.....	1-0	Elon.....	2-0	Indiana-Purdue at Indianapolis (IUPUI).....	5-1	Northern Iowa.....	2-0	Texas Wesleyan.....	0-2
Catholic University.....	2-1	Evansville.....	21-10	Indiana State..... 5-7		Northwestern..... 70-59-1		Texas-Pan American.....	6-7
Central Florida.....	4-3	Fairfield.....	1-0	Indiana Tech.....	4-1	Northwood.....	3-1	Texas-San Antonio..... 3-3	
Central Michigan..... 17-10-1		Ferris State.....	3-6	Indianapolis.....	2-0	Oakland (MI)..... 12-1		(Southwest) Texas State..... 3-4	
		Florida.....	1-4	Iowa..... 40-27-1		Oberlin.....	2-1	Texas Tech.....	1-0
				Iowa State.....	1-1-1	Oglethorpe.....	1-1	Toledo..... 42-12	
				Jacksonville.....	0-1	Ohio.....	14-16	Transylvania.....	2-0
				Jacksonville State.....	1-0	Ohio State.....	26-20	Trinity (TX).....	11-0
				James Madison.....	1-0	Ohio Wesleyan.....	4-1	Tri-State.....	4-0
				Kalamazoo.....	14-1	Oklahoma.....	0-2	Tufts.....	1-0
				Kansas State.....	0-3	Oklahoma City.....	1-0	Tulane.....	5-9-1
				Kent State.....	8-7	Old Dominion.....	0-1	Tulsa.....	0-5
				Kentucky.....	5-6	Olivet.....	6-0	UCLA.....	1-1
				Kentucky Wesleyan.....	1-0	Oral Roberts.....	4-10	Upper Iowa.....	1-0
				Knox.....	5-3	Oregon State.....	0-1	Valparaiso..... 72-20	
				La Salle.....	7-0	University of the Pacific.....	1-2	Vanderbilt.....	4-2
				Lafayette.....	1-0-1	Penn State.....	10-3	Vermont.....	1-1
				Lake Forest.....	4-1	Pennsylvania.....	1-0	Villanova..... 33-7-1	
				Lawrence.....	1-0	Pensacola.....	1-0	Virginia.....	2-3
				Lehigh.....	0-1	Pepperdine.....	1-0	Virginia Tech.....	7-6
				Lewis.....	5-5	Pittsburgh..... 29-15		Wabash.....	39-6
				Lewis & Clark State.....	1-0	Portland.....	2-0	Wake Forest.....	2-4
				Liberty.....	0-1	Prairie View A&M.....	1-0	University of Washington.....	5-3
				Lipscomb.....	1-0	Princeton.....	0-2	Washington University.....	1-0
				Lombard.....	1-0	Providence.....	7-3	Washington and Jefferson.....	1-0
				Long Beach State.....	1-2	Purdue..... 80-37-3		Washington State.....	3-0
				LSU..... 2-2		Quincy.....	1-0	Wayne State (IN).....	5-0
				Louisiana Tech.....	3-0	Rice.....	1-1	Webster International.....	1-0
				Louisville.....	8-13	Rollins (MI).....	1-0	West Virginia.....	40-22
				Loyola (IL).....	3-0	Rochester.....	3-3	Western Kentucky.....	1-0
				Loyola (LA).....	2-1	Rose Polytechnic.....	6-0	Western Michigan..... 67-64-1	
				Loyola Marymount.....	1-0	Rush Medical.....	1-1	Wichita State.....	1-1
				Luther.....	1-2	Rutgers..... 31-19		Williams.....	1-0
				Maine.....	3-2	Sacred Heart.....	2-1	Winona.....	1-0
				Manchester.....	7-0	St. Ambrose.....	0-1	Winthrop.....	1-2
				Manhattan.....	1-1	St. Bernard.....	0-1	Wisconsin.....	61-56-3
				Mankato State.....	1-0	St. Bonaventure.....	2-0	Wisconsin-Milwaukee.....	10-3
				Marian.....	3-0	St. Edward's (TX).....	0-6	Wright State.....	3-3
				Marquette.....	2-0	St. Ignatius.....	3-0	Xavier.....	56-20
				Marshall.....	1-3	St. John's..... 26-18		Yale.....	1-2
						St. Joseph's (IN).....	12-1		
						Saint Louis.....	13-4		
						St. Mary of the Plains.....	1-1		

AIR FORCE				
Notre Dame leads 7-0				
3/16/1990	N	W	4	3
3/17/1990	N	W	4	3
3/15/1991	N	W	9	6
2/29/1992	N	W	12	4
2/24/1996	N	W	12	8
2/24/2000	N	W	6	0
2/24/2006	N	W	8	2

AKRON				
Notre Dame leads 1-0				
3/17/2000	N	W	10	3

ALABAMA				
Notre Dame leads 4-3				
3/19/1976	A	L	0	9
3/20/1976	A	W	5	0
3/10/1994	A	L	2	5
3/11/1994	A	W	5	4
3/12/1994	A	W	10	7
4/25/1995	H	W	5	3
4/26/1995	H	L	1	9

ALABAMA-BIRMINGHAM				
Notre Dame leads 1-0				
3/12/2011	N	W	3	0

ALBANY				
Notre Dame trails 0-1				
2/24/2008	N	L	4	12

ALBION				
Notre Dame leads 8-1				
5/5/1894	H	W	3	2
6/9/1899	A	W	18	2
8/8/1902	H	W	21	7
5/9/1905	H	L	2	9
5/21/1906	H	W	6	1
5/8/1907	H	W	6	4
4/18/1908	H	W	18	0
4/14/1909	H	W	6	4
4/15/1911	H	W	28	4

ALMA				
Notre Dame leads 1-0				
5/28/1957	N	W	18	2

AMHERST				
Notre Dame leads 1-0				
6/15/1928	A	W	1	0

ARKANSAS				
Series is tied 6-6				
4/28/1910	H	W	6	4
4/29/1910	H	L	1	5
4/26/1911	H	L	2	3
4/27/1911	H	L	2	4
4/24/1912	H	W	11	2
4/25/1912	H	L	5	6
4/26/1912	H	W	10	9
4/24/1913	H	W	17	3
4/26/1913	H	W	11	0
3/16/1973	N	L	5	6
3/17/1983	A	L	0	5
2/28/1997	N	W	7	8

ARKANSAS-LITTLE ROCK				
Notre Dame leads 1-0				
3/15/2002	N	W	7	5

ARKANSAS STATE				
Notre Dame leads 8-7				
4/1/1953	N	W	11	2
4/2/1953	A	W	9	0
4/17/1954	N	L	0	10
4/22/1954	A	L	3	4
4/23/1954	A	W	9	8
4/1/1959	A	W	12	5
4/18/1960	A	W	17	3
4/20/1960	A	W	15	4
3/27/1965	A	W	5	2
3/15/1971	A	L	2	5
3/16/1971	A	L	2	3
3/16/1971	A	L	8	11
3/29/1972	A	L	4	7
3/11/1974	N	W	3	6
3/13/1974	N	L	6	3

ARMOUR INSTITUTE				
Notre Dame leads 7-0				
5/17/1910	H	W	19	4
5/21/1910	H	W	4	3
4/29/1911	H	W	10	5
4/18/1914	H	W	5	1
4/14/1915	H	W	14	2
4/25/1916	H	W	11	1
4/14/1930	H	W	12	4

ARMY				
Notre Dame leads 5-1				
5/24/1913	A	L	0	3
5/11/1940	A	W	9	3
5/13/1940	A	W	6	2
2/28/1992	N	W	2	1
2/23/1996	N	W	7	12
2/27/1997	N	W	7	8

ARIZONA				
Notre Dame trails 2-8				
4/7/1961	A	L	3	5
4/8/1961	A	L	4	12
4/8/1961	A	L	1	6
3/9/1993	A	L	6	19
3/10/1993	A	W	9	10
5/30/2003	A	W	13	5
3/12/2004	N	W	4	2
6/6/2004	H	L	6	7
3/5/2006	N	L	0	2
3/9/2008	N	L	0	16

ARIZONA STATE				
Notre Dame trails 2-5				
3/20/1992	A	L	2	16
3/21/1992	A	L	5	10
3/22/1992	A	L	5	9
3/8/1993	A	W	11	4
4/26/2002	H	W	9	4
2/22/2003	A	L	3	16
2/23/2003	A	L	8	14

AUBURN				
Notre Dame trails 0-4				
3/17/1976	N	L	2	10
3/17/1976	N	L	0	9
3/18/1976	N	L	6	8
5/29/1994	N	L	0	8

AUSTIN PEAY				
Notre Dame trails 0-1				
4/22/1960	A	L	4	6

BALL STATE				
Notre Dame leads 19-12				
4/27/1976	H	L	0	9
4/27/1976	H	W	5	0
4/26/1977	A	W	5	3
4/26/1977	A	W	7	5
4/15/1978	H	L	0	2
4/15/1978	H	L	0	8
4/20/1981	H	W	3	2
4/20/1981	H	W	8	0
4/19/1982	A	W	6	2
4/13/1983	H	W	5	3
4/13/1983	H	L	1	9
4/2/1985	H	W	6	5
4/2/1985	H	L	3	8
3/28/1987	A	L	2	4
3/28/1987	A	W	3	2
5/11/1988	A	W	13	4
5/11/1988	A	W	2	0
4/4/1992	H	W	7	1
4/4/1992	H	L	0	3
4/7/1998	H	L	3	4
4/3/2001	H	L	3	4
4/16/2002	H	W	10	1
4/22/2003	H	L	1	3
4/27/2004	H	W	15	7
4/6/2005	H	W	5	14
4/5/2006	H	W	6	4
4/24/2007	H	W	7	3
3/25/2008	H	W	6	4
3/17/2009	H	W	5	4
3/23/2010	H	W	11	5

BAYLOR				
Notre Dame trails 2-3				
4/1/1929	A	W	5	2
4/2/1929	A	W	12	6
3/18/1987	N	L	4	9
3/12/1995	N	L	1	2
3/14/1995	N	L	4	10

BELOIT				
Notre Dame leads 18-9				
5/17/1900	H	L	1	2
5/11/1901	H	L	2	7
5/23/1901	H	L	1	9
5/22/1902	A	L	0	2
5/2/1903	H	W	12	6
5/28/1903	H	W	3	2
5/10/1904	A	L	1	4
6/7/1904	H	L	0	1

5/2/1905	A	L	0	2
5/2/1906	A	W	6	5
5/12/1906	N	W	11	5
5/31/1907	H	W	6	0
4/23/1908	H	W	3	2
4/28/1909	H	W	7	3
5/30/1909	A	L	2	4
5/7/1910	H	W	3	0
5/19/1910	H	W	3	1
5/9/1911	A	W	10	1
5/27/1911	H	W	6	3
6/1/1912	H	W	8	1
1/18/1913	H	W	2	1
5/23/1914	H	L	10	13
4/5/1915	H	W	15	6
6/3/1921	A	W	14	3
5/2/1922	A	W	16	7
5/25/1922	H	W	5	2
5/14/1923	H	W	6	0

BETHANY				
Notre Dame leads 2-0				
4/23/1914	H	W	8	3
4/22/1915	H	W	7	3

BETHEL				
Notre Dame leads 19-4				
4/24/1976	H	W	1	0
4/5/1977	H	W	12	1
4/5/1977	H	W	5	0
3/31/1978	H	W	17	0
4/6/1978	A	L	2	5
3/27/1979	A	W	14	2
4/12/1979	H	L	3	4
4/29/1980	A	W	14	0
4/29/1980	A	W	7	5
4/7/1981	H	W	13	10
4/7/1981	H	W	11	5
4/15/1982	A	W	1	0
4/15/1982	A	L	1	3
4/7/1983	H	W	3	2
4/7/1983	H	W	7	2
3/29/1984	A	L	11	12
4/11/1985	H	W	9	6
4/11/1985	H	W	8	5
4/3/1986	A	W	6	4
4/3/1986	A	W	7	5
4/21/1987	H	W	10	1
3/23/1988	A	W	5	1
3/23/1988	A	W	2	1

BOSTON COLLEGE				
Notre Dame leads 23-9				
5/20/1908	A	W	9	0
6/7/1928	A	L	1	8
3/23/1996	A	W	7	0
3/23/1996	A	W	6	1
4/6/1997	H	W	7	11
4/6/1997	H	W	16	3
4/4/1998	A	W	7	5
4/4/1998	A	W	6	4
5/15/1998	A	W	16	6
4/17/1999	H	L	8	7
4/17/1999	H	W	9	6
4/18/1999	H	W	11	8
4/8/2000	H	W	12	1
4/8/2000	H	W	7	10
4/9/2000	H	L	1	11
5/17/2000	N	L	3	4
5/19/2000	N	L	5	6
5/12/2001	A	W	7	8
5/12/2001	A	W	8	4
5/13/2001	A	L	6	7
5/17/2002	H	W	8	2
5/18/2002	H	W	7	10
5/18/2002	H	W	5	2
4/10/2004	H	L	7	4
4/10/2004	H	W	6	4
5/27/2004	N	W	3	2
5/29/2004	N	W	11	5
4/9/2005	A	L	7	2
4/9/2005	A	W	3	2
4/10/2005	A	W	3	0
5/26/2005	N	W	6	5
3/2/2008	N	L	2	2

All-Time Series Records

BYU			
Notre Dame leads 3-2			
3/28/1986	N	L	0 10
3/13/1992	N	L	3 7
3/19/1994	N	W	7 2
3/9/1998	N	W	15 4
4/1/2002	H	W	1 0

CALIFORNIA			
Notre Dame leads 3-2			
5/27/1938	H	L	0 4
5/30/1941	H	W	5 4
5/31/1941	H	W	8 6
3/28/1961	A	W (10)	7 6
3/29/1961	A	L	1 5

CAL IRVINE			
Notre Dame leads 1-0			
6/4/2004	H	W	6 5

CAL RIVERSIDE			
Notre Dame leads 0-1			
3/25/1986	A	L	2 13

CAL SANTA BARBARA			
Notre Dame leads 1-0			
5/27/2001	H	W (10)	11 10

CAL STATE FULLERTON			
Notre Dame trails 0-4			
2/25/1995	A	L	3 20
5/29/1999	H	L	3 6
5/31/2003	A	L	3 4
6/1/2003	A	L	1 8

CARSON-NEWMAN			
Notre Dame trails 0-1			
4/5/1923	A	L	1 4

CATHAROL			
Notre Dame leads 1-0			
5/18/1911	H	W	8 4

CATHOLIC UNIVERSITY			
Notre Dame leads 2-1			
5/16/1912	L	L	2 8
5/22/1913	A	W	9 5
5/15/1914	A	W	13 4

CENTRAL FLORIDA			
Notre Dame leads 4-3			
3/19/1979	A	L	3 10
3/19/1979	A	L	2 5
5/29/1993	N	W	12 3
5/18/2004	H	W	4 0
5/19/2004	H	W	3 2
2/19/2005	N	L	1 2
2/20/2005	N	W	4 2

CENTRAL MICHIGAN			
Notre Dame leads 17-10-1			
4/16/1957	H	W	3 2
5/3/1958	H	W	6 0
5/3/1958	H	W	11 0
4/25/1959	A	W	9 3
4/25/1959	A	W	5 3
4/9/1977	H	L	8 9
4/8/1977	H	L	1 2
5/9/1978	A	L	0 5
5/9/1978	A	L	3 16
5/17/1993	H	W	7 4
5/9/1994	H	W	5 4
4/4/1995	A	L	3 8
5/4/1995	A	L	7 8
3/27/1997	H	W	14 9
2/25/1998	H	W	7 5
4/22/1999	H	W	3 1
3/11/2000	N	W	5 0
4/19/2001	H	W	6 4
4/15/2002	H	W	10 9
4/14/2003	H	W	8 3
3/23/2004	H	L	1 4
4/13/2005	H	L	4 0
3/22/2006	H	W	11 9
3/27/2007	H	L	4 8
3/17/2008	H	T	2 2
3/24/2009	H	W	14 8
2/12/2010	H	L	5 12
3/29/2011	H	W	3 2

COLLEGE OF CHARLESTON			
Notre Dame trails 0-1			
6/2/2006	N	L (16)	4 5

CHICAGO			
Notre Dame leads 27-6-1			
5/15/1897	H	L	2 10
5/31/1898	H	W	12 9
5/20/1899	A	W	7 2

5/18/1900	H	W	7 2
5/4/1901	A	W	11 3
4/16/1932	A	W	3 0
4/27/1932	H	T	6 6
4/15/1933	A	L	5 6
4/25/1933	H	L	1 13
4/21/1934	H	L	12 14
5/22/1934	H	W	19 6
4/20/1935	A	W	12 6
4/30/1935	H	W	8 7
4/18/1936	H	W	8 2
5/5/1936	A	W	8 0
4/13/1937	H	W	16 9
4/22/1937	A	L	2 9
4/16/1938	A	W	3 2
4/30/1938	H	W	5 0
4/25/1939	A	W	9 7
4/16/1940	A	W	4 1
4/23/1940	A	W	9 4
4/15/1941	A	W	17 10
4/10/1943	H	W	21 1
5/7/1949	A	W	8 2
5/14/1949	H	W	14 3
4/18/1950	H	W	6 2
5/6/1950	A	L	16 18
5/17/1988	H	W	11 2
5/17/1988	H	W	8 5
5/15/1990	H	W	9 1
5/15/1990	H	W	4 1
5/14/1991	H	W	18 14
5/10/1997	H	W	3 1

CHICAGO STATE			
Notre Dame leads 28-2			
4/1/1986	H	W	8 4
3/27/1988	H	W	3 1
3/27/1988	H	W	3 0
3/29/1989	H	W	7 1
4/27/1989	H	W	7 4
4/27/1989	H	L	4 5
4/24/1990	H	W	5 4
4/24/1990	H	W	12 4
4/25/1990	H	W	6 3
4/25/1990	H	W	3 2
4/17/1991	H	W	5 1
4/17/1991	H	W	5 0
5/16/1994	H	W	5 1
5/16/1994	H	W	8 2
4/5/1995	H	W	4 1
4/10/1996	H	W	10 7
5/1/1997	H	W	7 5
4/8/1998	H	W	11 5
4/28/1999	H	L	4 6
4/18/2000	H	W	12 2
4/18/2000	H	W	4 1
4/10/2001	H	W	5 2
4/23/2002	H	W	16 7
4/10/2003	H	W	9 3
4/6/2004	A	W	15 5
3/30/2005	H	W	15 3
4/4/2006	H	W	6 4
3/28/2007	H	W	14 4
4/22/2008	H	W	12 2
4/13/2010	H	W	6 4

CHRISTIAN BROTHERS			
Notre Dame leads 6-3			
3/17/1971	A	L	3 7
3/18/1971	A	W	8 0
3/31/1972	A	L	6 7
4/1/1972	A	W	9 0
4/1/1972	A	W	6 0
3/14/1977	H	W	5 2
3/14/1977	H	W	4 0
3/16/1977	H	L	0 8
2/27/1997	N	W	12 1

CINCINNATI			
Notre Dame leads 23-15			
4/17/1948	A	L	3 4
4/17/1948	A	L	1 2
4/13/1949	H	W	9 5
5/17/1952	A	W	12 2
4/13/1968	A	L	3 8
4/13/1968	A	W	7 1
5/7/1971	H	W	5 2
4/28/1972	A	L	2 6
5/1/1973	H	L	5 9
5/1/1973	H	W	9 2
4/10/1974	A	W	6 5
4/10/1974	A	W	4 3
5/1/1976	A	W	5 2
5/1/1976	A	L	0 10

4/29/1977	H	W	5 1
4/29/1977	H	W	5 0
4/29/1978	A	L	7 8
4/29/1978	A	L	6 9
3/29/1980	A	W	5 1
3/29/1980	A	W	6 2
4/4/1981	H	W	13 4
4/4/1981	H	W	17 9
3/30/1995	H	W	5 4
3/24/1998	H	W	3 2
5/13/2003	H	W	9 6
3/22/2005	H	W	10 4
4/5/2007	A	L	3 4
4/6/2007	A	L	3 4
4/7/2007	A	W	9 5
3/29/2008	H	L	3 5
3/29/2008	H	W	4 3
3/30/2008	H	L	3 4
4/9/2009	A	L (11)	4 5
4/11/2009	A	L (7)	3 7
4/11/2009	A	W	6 2
4/23/2010	H	W	5 2
4/24/2010	H	L	4 5
4/24/2010	H	W	5 4

THE CITADEL			
Notre Dame leads 1-0			
5/28/1994	N	W	5 1

CLEMSON			
Notre Dame leads 1-0			
5/27/1994	A	W	8 1

CLEVELAND STATE			
Notre Dame leads 16-1			
5/1/1992	H	W (5)	22 3
5/1/1992	H	W	20 9
4/12/1993	H	W	8 3
4/12/1993	H	W	11 5
5/13/1993	A	W	10 8
5/13/1993	A	W	10 4
4/18/1994	H	W	18 4
4/18/1994	H	W	14 5
4/14/1999	H	W	6 3
4/27/2000	H	W	9 6
3/21/2001	H	W	3 0
4/23/2003	H	W	13 1
4/28/2004	H	L	5 12
4/29/2005	H	W	7 6
4/30/2005	H	W	13 3
5/2/2006	H	W	12 1
3/20/2007	H	W	5 3

COASTAL CAROLINA			
Notre Dame trails 0-2			
2/25/2007	N	L	0 4
3/12/2011	A	L	3 4

COE			
Notre Dame leads 2-0			
5/11/1928	A	W	7 5
5/18/1929	H	W	5 0

COLGATE			
Notre Dame leads 4-2			
5/26/1913	A	W	3 0
5/1/1915	H	W	10 1
3/27/1967	A	L	4 0
3/30/1967	A	L	3 13
4/2/1970	N	W	7 1
4/4/1970	N	L	3 4

COLORADO STATE			
Notre Dame leads 1-0			
6/9/1957	N	W	23 2

COLUMBIA			
Notre Dame leads 1-0			
3/11/1989	N	W	9 2

CONCORDIA			
Notre Dame leads 1-0			
4/8/1947	A	W	10 2

CONNECTICUT			
Notre Dame leads 24-15-1			
4/6/1996	H	W (7)	7 6
4/6/1996	H	L	9 10
3/29/1997	A	W (7)	7 2
4/3/1999	H	W (7)	11 7
4/3/1999	H	W	11 8
4/1/2000	A	W (7)	8 3
4/1/2000	A	L	1 8
4/2/2000	A	W	9 2
5/5/2001	H	W (7)	6 1
5/5/2001	H	W	13 12
5/6/2001	H	L	12 19

3/23/2002	A	L (7)	3	4
3/23/2002	A	L (11)	8	9
3/24/2002	A	L	6	13
4/26/2003	H	W (7)	3	2
4/26/2003	H	W	11	5
4/27/2003	H	W	6	3
5/9/2004	A	W (7)	4	0
5/9/2004	A	W	11	4
5/10/2004	A	W	16	8
4/16/2005	H	W (7)	3	2
4/16/2005	H	W	7	1
4/17/2005	H	W	9	7
4/29/2006	A	W	7	6
4/29/2006	A	W	7	3
4/30/2006	A	T (13)	1	1
5/17/2007	H	L	0	5
5/18/2007	H	W	5	4
5/19/2007	H	L	6	7
5/22/2008	A	L	7	9
5/22/2008	A	W	8	2
5/3/2008	A	W	4	3
5/12/2009	H	L	5	8
5/27/2009	H	L	3	8
5/3/2009	H	W	5	4
4/8/2011	H	L	1	3
4/9/2011	H	L	3	6
4/10/2011	H	W	14	4
5/22/2011	N	L	2	4
5/25/2011	N	L	3	9

DENISON			
Notre Dame leads 3-0			
5/26/1963	H	W	12 5
6/3/1963	H	W	7 4
5/16/1965	H	W	6 1
DETROIT (MERCY)			
Notre Dame leads 56-46			
5/28/1959	H	W	10 0
5/26/1963	H	L	3 4
4/24/1965	H	W	5 1
5/4/1965	A	L	6 8
5/3/1966	A	L	8 10
5/5/1966	A	L	13 14
4/12/1967	A	W	7 3
5/10/1967	H	L	7 8
4/18/1968	A	W	4 1
4/14/1969	A	W	6 3
5/15/1969	H	W	17 4
4/15/1970	A	L	5 7
5/7/1970	A	W	7 4
4/12/1971	A	L	8 9
5/9/1971	H	L	1 3
4/29/1973	H	L	2 4
4/29/1973	H	L	3 5
5/5/1974	H	W	9 1
5/5/1975	H	L	2 3
5/5/1975	A	L	0 5
5/4/1976	A	W	5 2
5/4/1976	A	L	1 5
5/7/1977	H	L	0 4
5/7/1977	H	W	7 6
5/8/1977	H	W	11 6
5/7/1978	A	L	4 10
5/7/1978	A	L	0 4
4/14/1979	H	L	1 6
4/14/1979	H	W	8 6
5/4/1980	H	W	13 3
5/4/1980	H	W	6 5
4/18/1981	A	L	3 4
4/18/1981	A	L	7 8
4/25/1982	H	L	3 5
4/25/1982	H	W	2 1
4/23/1983	A	L	4 7
4/23/1983	A	L	4 8
4/24/1983	A	W	4 2
4/24/1983	A	L	7 8
5/22/1983	N	L	9 10
4/21/1984	A	L	1 7
4/21/1984	A	W	1 0
4/20/1985	A	W	3 2
4/20/1985	A	W	12 6
4/21/1985	A	W	19 0
4/21/1985	A	W	19 6
4/19/1986	H	L	6 8
4/19/1986	H	L	10 13
4/20/1986	H	L	2 3
4/20/1986	H	L	5 10
4/18/1987	A	L	2 3
4/18/1987	A	L	2 6
4/16/1988	A	W	9 8
4/16/1988	A	W	12 11
4/17/1988	A	L	12 14
4/17/1988	A	W	16 11
5/21/1988	H	L	4 5
5/21/1989	H	L	0 1
4/22/1989	H	W	7 2
4/23/1989	H	L	3 6
4/23/1989	H	L	4 5
5/6/1989	A	L	2 4
5/6/1989	A	L	2 4
5/7/1989	A	L	6 7
5/7/1989	A	W	7 6
5/18/1989	H	L	15 16
5/20/1989	H	W	4 1
5/20/1989	H	W	21 10
4/28/1990	A	W	3 1
4/28/1990	A	W	10 9
4/29/1990	A	W	4 3
4/29/1990	A	W	4 2
5/13/1990	H	W	7 1
5/13/1990	H	W	8 4
4/4/1991	H	L	5 6
5/4/1991	H	L	4 7
5/5/1991	H	W	6 2
5/5/1991	H	W	7 1
5/16/1991	H	W	9 7
5/2/1992	A	W	16 1
5/2/1992	A	W	20 0
5/3/1992	A	W	11 2
5/3/1992	A	W	5 1

5/15/1992	H	W	11 8
5/1/1993	H	W	2 0
5/1/1993	H	W	4 2
5/2/1993	H	W (7)	10 3
5/2/1993	H	L	2 8
5/20/1993	H	W	14 8
5/13/1994	H	W	5 4
5/13/1994	H	L	8 9
5/14/1994	H	L	5 10
5/14/1994	H	W	5 4
5/19/1994	H	L	6 7
4/15/1995	H	W	4 2
4/16/1995	H	W	11 5
4/5/1996	H	W	6 4
3/22/2000	H	W	10 3
4/11/2001	H	W	9 8
5/15/2002	H	W	23 1
4/1/2003	H	W	15 5
3/24/2004	H	W	16 6
DRAKE			
Notre Dame leads 1-0			
5/4/1929	A	W	13 7
DUKE			
Notre Dame trails 4-5			
4/7/1955	A	L	1 4
4/11/1963	A	W	4 3
4/13/1963	A	W	6 2
2/25/1988	A	W	14 11
2/26/1988	A	L	6 9
3/18/1989	A	W	5 4
3/19/1989	A	L	2 8
3/17/1990	N	L	2 4
2/1/1998	N	L	1 3
DUQUESNE			
Notre Dame leads 10-0			
4/18/1993	A	W (7)	5 1
4/18/1993	A	W	11 0
4/19/1993	A	W	12 8
4/19/1993	A	W (5)	11 0
5/18/1993	H	W	18 4
4/18/1995	H	W	11 1
4/18/1995	H	W	16 1
3/11/2000	N	W	5 1
3/1/2002	N	W	6 0
3/1/2007	N	W	14 3
EARLHAM			
Notre Dame leads 2-0			
6/8/1912	H	W	11 7
4/19/1913	H	W	24 1
EASTERN ILLINOIS			
Notre Dame leads 5-1			
5/17/1994	H	L	4 8
5/17/1994	H	W	10 3
4/27/1995	H	W	9 3
4/3/1996	H	W	5 0
4/2/1997	H	W	7 5
3/13/2003	N	W	3 2
EASTERN MICHIGAN			
Notre Dame leads 2-1			
4/20/1992	H	W	6 1
3/10/2001	N	W	4 3
4/15/2003	H	L	3 5
ELON			
Notre Dame leads 2-0			
4/15/1963	A	W	7 0
4/15/1963	A	W	9 2
EVANSVILLE			
Notre Dame leads 21-10			
3/25/1959	A	W	9 2
4/13/1960	A	W	8 6
5/18/1985	N	W	1 0
5/22/1988	H	L	6 9
5/20/1989	H	W	11 2
5/18/1990	H	L	3 7
5/19/1990	H	L	7 8
4/6/1991	A	L	0 5
4/6/1991	A	W	12 6
4/7/1991	A	L	1 2
4/7/1991	A	W	5 0
5/7/1991	H	W	12 5
5/18/1991	H	W	12 5
4/10/1992	H	W	6 0
4/11/1992	H	W (7)	5 1
4/11/1992	H	W	7 3
4/12/1992	H	W	4 0
5/16/1992	H	W	8 1
4/24/1993	A	L	3 11
4/24/1993	A	W	6 0

4/25/1993	A	L	0 3
5/21/1993	H	L	1 5
5/22/1993	H	W	22 5
4/23/1994	H	W	3 2
4/23/1994	H	L	5 9
4/24/1994	H	W	7 0
4/24/1994	H	W	12 0
5/20/1994	H	W	13 3
5/21/1994	H	W	10 2
2/27/1998	A	W	6 1
3/18/2005	A	L	3 10
FAIRFIELD			
Notre Dame leads 1-0			
3/2/2002	N	W	6 4
FERRIS STATE			
Notre Dame trails 3-6			
4/18/1973	A	L	0 14
4/18/1973	A	W	1 0
4/22/1974	H	W	11 8
4/22/1974	H	L	13 14
5/3/1975	A	W	5 3
5/3/1975	A	L	1 2
4/21/1976	H	L	5 8
5/5/1977	A	L	2 8
5/5/1977	A	L	9 10
FLORIDA			
Notre Dame trails 1-4			
4/21/1930	A	W	5 4
4/21/1930	A	L	0 1
3/20/1979	A	L	1 6
3/21/1979	A	L	0 12
6/5/2005	A	L	3 23
FLORIDA A&M			
Notre Dame leads 2-0			
2/18/2005	N	W	18 3
2/19/2005	N	W	4 3
FLORIDA ATLANTIC			
Notre Dame leads 2-0			
3/2/2001	N	W	3 0
2/28/2004	A	W	3 2
FLORIDA GULF COAST			
Notre Dame trails 0-1			
3/16/2007	N	L	3 5
FLORIDA INTERNATIONAL			
Notre Dame trails 1-6			
2/19/1999	A	L	1 14
2/20/1999	A	L	2 3
2/21/1999	A	L	0 12
5/27/2001	H	L (10)	6 7
5/29/2001	H	W	5 2
5/29/2001	H	L	4 5
3/2/2002	N	L	4 13
FLORIDA MEMORIAL			
Notre Dame leads 1-0			
2/28/2004	N	W	12 3
FLORIDA SOUTHERN			
Notre Dame trails 0-1			
3/22/1978	N	L	0 12
FLORIDA STATE			
Notre Dame trails 4-5			
3/31/1956	N	L	5 12
4/5/1958	A	L	2 5
4/8/1958	A	L	2 3
5/28/1993	A	L	3 7
5/29/1993	A	W	4 3
1/30/1998	N	W	10 1
6/7/2002	A	W	10 4
6/9/2002	A	L	5 12
6/10/2002	A	W	3 1
FORDHAM			
Notre Dame leads 2-1			
5/21/1908	A	W	2 0
5/12/1913	A	W	6 3
5/12/1915	H	L	5 6
FRANKLIN COLLEGE			
Notre Dame trails 0-1			
5/2/2007	H	L	3 4
FRESNO STATE			
Notre Dame trails 1-4			
3/31/1961	A	L	13 19
4/1/1961	A	L	2 8
5/26/1989	A	L	8 9
5/28/1989	A	L	4 11
3/14/2001	A	W	5 4

FURHAM			
Series is tied 1-1			
4/13/1925	A	W	10 3
4/14/1925	A	L	10 14
GEORGETOWN			
Notre Dame leads 35-8			
5/23/1908	A	W	11 2
5/12/1914	A	L	1 4
4/20/1996	A	L (7)	3 6
4/20/1996	A	W	7 3
4/21/1996	A	W	7 0
5/3/1997	H	W (7)	14 0
5/3/1997	H	W	11 1
5/4/1997	H	W	12 1
3/28/1998	H	W (7)	7 6
3/28/1998	H	W	19 7
3/29/1998	H	W	10 2
5/8/1999	A	W	11 5
5/9/1999	A	W	11 5
4/22/2000	A	W (7)	5 1
4/22/2000	A	W	12 1
4/12/2001	H	W (7)	15 4
4/12/2001	H	W	17 10
3/30/2002	A	W (7)	10 6
3/30/2002	A	W	12 3
3/29/2003	H	W (7)	6 2
3/29/2003	H	W	13 3
3/30/2003	H	W	12 5
4/17/2004	A	W (7)	18 7
4/17/2004	A	W	11 4
4/17/2004	A	W	9 6
3/24/2005	H	W (7)	6 2
3/24/2005	H	L (12)	8 9
3/25/2006	H	L	3 8
3/25/2006	H	W	12 2
3/26/2006	H	W	6 3

All-Time Series Records

ILLINOIS

Notre Dame trails 24-38

5/9/1895	H	W	8	7
5/26/1896	H	L	7	12
5/27/1897	H	L	8	9
5/11/1899	H	W	15	0
5/6/1901	H	L	2	5
5/13/1901	H	W	10	7
4/30/1903	H	L	5	8
6/1/1903	H	L	2	4
5/2/1904	H	L	1	2
6/4/1904	A	L	0	1
4/26/1906	H	L	9	12
5/18/1906	A	L	1	12
4/24/1907	H	W	6	4
5/23/1907	H	L	0	1
4/14/1916	H	L	2	7
4/15/1916	H	L	0	6
4/13/1917	A	L	1	5
4/14/1917	A	L	6	9
5/2/1919	A	L	3	5
5/3/1919	A	L	5	9
4/23/1920	A	L	4	7
4/24/1920	A	L	3	8
5/3/1921	A	L	2	5
5/2/1921	A	L	1	3
5/19/1922	A	L	3	10
4/21/1923	A	L	4	11
5/18/1923	A	L	0	3
6/9/1923	H	W	4	2
5/16/1924	A	W	7	0
5/15/1925	A	L	1	12
5/14/1926	A	L	4	7
5/4/1927	A	W	3	0
5/18/1928	H	L	3	5
5/17/1929	A	L	0	9
5/16/1930	H	W	7	5
4/27/1935	A	W	2	1
4/25/1936	H	W	5	4
4/17/1937	A	W	7	6
5/10/1938	A	W	8	2
4/8/1939	A	W	4	2
4/29/1949	A	W	6	1
4/30/1949	A	W	5	1
5/26/1950	H	L	0	21
5/27/1950	H	L	1	4
5/11/1951	A	L	1	10
5/12/1951	A	L	3	20
4/17/1953	H	W	13	2
4/18/1953	H	L	0	8
4/2/1956	H	W	6	5
4/16/1960	A	W	3	2
6/1/1963	A	L	0	4
4/15/1992	H	L	2	7
4/21/1992	A	L	12	3
4/6/1993	H	L	4	11
4/1/1995	H	W	15	4
4/23/1996	A	L	3	13
3/12/2000	N	W	5	1
3/18/2000	N	W	12	3
3/16/2001	N	W	9	5
3/12/2006	N	W	4	2
2/21/2009	N	W	14	7
2/6/2010	N	L	1	11

ILLINOIS-CHICAGO

Notre Dame leads 29-9

3/20/1977	H	W	9	5
5/2/1979	A	L	3	4
5/2/1979	A	L	7	9
4/26/1980	H	W	5	1
4/26/1980	H	W	3	0
5/3/1981	A	L	11	14
5/3/1981	A	W	8	1
5/2/1982	H	W	9	2
5/2/1982	H	W	11	4
4/10/1984	H	W	15	1
4/30/1985	A	W	11	1
4/9/1986	H	W	11	7
4/8/1987	A	W	20	3
4/24/1988	H	W	8	1
4/24/1988	H	W	8	1
5/10/1988	A	W	10	3
5/10/1988	A	W	8	4
4/5/1989	H	W	13	2
4/5/1989	H	L	0	5
4/12/1989	A	W	5	0
4/12/1989	A	W	6	3
4/30/1990	A	W	10	8
4/30/1990	A	L	8	9
4/15/1991	H	W	4	0

4/15/1991	H	W	1	0
4/29/1992	H	W	2	1
4/29/1992	H	W	9	2
5/11/1993	H	W	19	6
4/12/1994	H	W	14	1
4/22/1995	H	W	6	0
4/22/1995	H	W	10	3
4/23/1995	H	W	11	0
4/23/1995	H	L (10)	4	6
4/27/1999	H	W (5)	3	1
5/1/2007	H	W	4	3
4/28/2009	H	L	5	10
3/24/2010	H	L	5	10
3/28/2011	H	L	3	5

ILLINOIS STATE

Notre Dame trails 8-13

5/3/1963	A	W	9	3
5/9/1964	A	W	10	4
5/9/1964	H	W	6	5
5/29/1965	A	L	3	7
5/27/1966	H	W	4	3
4/14/1973	A	W	1	0
4/14/1973	A	L	2	7
3/12/1974	N	L	0	5
3/13/1974	N	L	1	4
4/26/1974	H	W	5	2
4/27/1974	H	L	4	5
4/27/1974	H	L	3	5
4/18/1975	A	L	2	6
4/19/1975	A	W	2	1
4/16/1976	A	L	3	6
4/17/1976	A	L	4	5
4/16/1977	H	L	4	6
4/16/1977	H	L	7	13
3/12/2009	N	L	2	3
5/12/2009	N	W	14	8

ILLINOIS TECH

Notre Dame trails 1-2

4/11/1980	A	L	0	5
4/12/1980	A	W	13	7
4/25/1981	N	L	4	5

ILLINOIS WESLEYAN

Notre Dame leads 8-2

4/10/1950	A	W	4	1
5/4/1951	A	L	6	10
5/5/1951	A	L	2	5
3/28/1959	A	W	14	1
5/4/1963	A	W	9	3
5/2/1964	H	W	5	1
5/2/1964	H	W	7	5
5/28/1965	A	W	14	0
5/28/1966	H	W	7	0
5/28/1966	H	W	11	6

INCARNATE WORD

Notre Dame trails 1-2

3/17/1987	N	W	8	6
3/17/1987	N	L	7	8
3/17/1988	A	L	2	10

INDIANA

Notre Dame leads 66-32-1

5/26/1898	H	W	10	1
5/1/1900	H	W	14	3
5/25/1900	H	W	34	7
5/1/1901	H	W	14	3
5/16/1901	H	L	4	7
4/29/1902	A	W	15	2
5/7/1902	H	W	7	4
4/29/1903	H	W	7	1
5/22/1903	H	W	7	2
5/25/1904	H	W	2	1
6/2/1904	A	W	5	2
6/1/1905	H	W	4	2
5/14/1906	A	W	10	2
5/25/1906	H	W	16	2
5/9/1907	H	W	6	0
5/16/1907	A	W	3	1
5/1/1908	A	W	1	0
5/2/1908	A	W	13	3
5/27/1908	H	W	5	4
5/3/1918	H	W	9	2
4/26/1919	H	W	6	5
5/10/1919	A	W	2	1
5/22/1920	H	W	4	3
6/1/1920	A	L (f)	0	9
5/8/1921	A	W	4	1
5/30/1921	H	W	15	5
4/28/1923	H	W	7	3
5/6/1924	H	W	8	0

5/9/1924	A	W	12	1
6/1/1928	A	W	6	2
4/30/1929	H	T	5	5
5/31/1930	H	W	8	6
5/12/1934	H	W	7	3
5/21/1936	A	W	8	5
5/1/1939	H	W	12	7
4/16/1940	A	L	4	7
4/16/1943	H	W	9	4
4/17/1943	H	L	2	4
4/15/1944	H	W	9	4
4/15/1944	H	L	2	3
4/13/1946	H	W	5	1
4/13/1946	H	L	2	6
5/9/1947	A	W	7	0
5/10/1947	A	W	10	2
5/1/1948	H	W	5	3
5/1/1948	H	L	1	5
4/8/1949	A	L	7	8
4/9/1949	A	L	5	7
4/20/1951	A	L	5	6
4/21/1951	A	L	4	5
5/30/1952	H	W	4	1
5/31/1952	H	W	4	3
4/7/1953	A	W	11	3
5/20/1954	H	W	16	4
5/4/1955	A	L	4	5
5/13/1956	H	L	6	7
4/14/1956	H	W	14	5
4/12/1957	A	W	6	1
4/13/1957	A	W	9	7
4/13/1957	A	L	0	3
4/16/1958	H	W	12	10
4/11/1958	H	W	14	2
4/4/1959	A	W	7	5
4/4/1959	A	W	5	2
4/8/1960	H	W	10	7
4/14/1961	A	L	5	7
4/15/1961	A	W	5	3
4/14/1962	H	W	7	0
4/14/1962	H	W	8	6
5/15/1963	A	W	20	3
4/6/1963	A	L	2	3
4/6/1963	A	L	5	6
4/10/1964	H	L	5	8
4/11/1964	H	L	10	12
4/11/1964	H	L	2	3
4/2/1965	A	W	6	5
4/3/1965	A	L	8	9
4/3/1965	A	W (7)	8	2
4/2/1980	A	W	2	1
4/2/1980	A	W	6	2
4/1/1981	H	W	4	3
4/1/1981	H	L	14	16
3/31/1984	A	W	3	1
3/31/1984	A	L	1	4
3/9/1986	A	L	9	10
3/9/1986	A	L	10	11
3/7/1987	A	L	3	4
3/7/1987	A	L	2	4
3/8/1987	A	L	0	3
3/29/1987	H	L	5	11
3/6/1988	A	L	11	10
3/6/1988	A	L	4	7
3/25/1989	A	L	0	7
4/25/1989	H	W	11	7
3/7/1992	N	W	4	1
3/30/1994	H	W	7	6
3/28/1995	A	W	12	3
3/15/1996	N	W	10	4
3/1/1998	N	W	6	5

INDIANA TECH

Notre Dame leads 4-1

3/30/1996	H	W (7)	5	0
3/30/1996	H	W	13	4
4/17/1997	H	W (10)	8	7
3/25/1998	H	L	2	7
3/27/1998	H	W	15	3

INDIANAPOLIS

Notre Dame leads 2-0

4/21/1995	H	W	4	3
4/21/1995	H	W	3	2

IOWA

Notre Dame leads 40-27-1

5/17/1918	H	L	1	2
5/22/1918	H	W	4	3
5/17/1919	A	W	4	3
5/23/1919	H	W	8	0
5/21/1920	A	W	9	8
5/29/1920	H	W	3	2
5/6/1921	A	W	4	2
4/8/1923	H	W	1	0
5/26/1923	A	W	3	2
5/20/1924	H	L	2	3
5/24/1924	A	W	9	3
5/1/1925	A	W	5	2
6/13/1925	H	W	4	1
5/15/1926	H	W	5	1
5/22/1926	A	L	2	3
5/19/1927	A	L	4	8
5/27/1927	H	L	0	2
4/22/1929	H	L	7	13
5/3/1929	A	W	7	2
5/10/1930	H	W	5	4
5/24/1930	A	W	8	4
4/27/1931	H	W	10	4

LA SALLE

Notre Dame leads 7-0			
4/9/1993	H	W	4 3
4/10/1993	H	W	20 0
4/10/1993	H	W	6 2
4/11/1993	H	W (7)	8 3
3/26/1994	A	W	9 2
3/26/1994	A	W	21 1
5/18/1994	H	W	21 1

LAFAYETTE

Notre Dame leads 1-0-1			
3/28/1967	A	T	2 1
3/31/1967	A	T	1 1

LAKE FOREST

Notre Dame leads 4-1			
5/18/1900	H	W	20 5
6/1/1913	H	L	5 7
5/26/1914	H	W	11 0
4/17/1915	H	W	13 1
5/16/1916	H	W	17 1

LAWRENCE

Notre Dame leads 1-0			
5/1/1903	H	W	7 4

LEHIGH

Notre Dame trails 0-1			
3/6/2008	N	L	2 4

LEWIS

Series is tied 5-5			
4/19/1962	A	W	14 4
5/10/1963	H	W	3 1
5/10/1963	H	W	13 2
5/11/1983	H	L	4 7
5/11/1983	H	L	0 2
5/6/1984	A	L	0 4
5/6/1984	A	W	6 3
4/23/1985	H	L	4 9
4/23/1985	H	W	11 5
4/22/1986	A	L	0 18

LEWIS & CLARK STATE

Notre Dame leads 1-0			
3/8/1996	N	W	12 6

LIBERTY

Notre Dame trails 0-1			
2/22/2008	N	L	2 6

LIPSCOMB

Notre Dame leads 1-0			
4/21/1960	A	W	7 6

LOMBARD

Notre Dame leads 1-0			
5/2/1925	A	W	13 0

LONG BEACH STATE

Notre Dame trails 1-2			
5/30/1993	N	L	3 13
3/19/1996	N	W	8 4
2/21/1997	A	L	8 10

LSU

Series is tied 2-2			
4/7/1928	A	W	5 3
3/30/1964	A	L (10)	2 9
3/31/1964	A	L (12)	7 8
3/12/1991	A	W	6 3

LOUISIANA TECH

Notre Dame leads 3-0			
5/12/1936	H	W	3 1
5/12/1937	H	W	9 4
5/13/1937	H	W	4 3

LOUISVILLE

Notre Dame trails 8-13			
4/18/1922	A	W	13 4
3/6/1992	A	W	3 2
5/5/2006	H	W	11 3
5/6/2006	H	L	4 5
5/7/2006	H	L	6 9
5/27/2006	N	W	7 0
5/12/2007	A	L	1 3
5/13/2007	A	L	3 4
5/14/2007	A	L	3 7
4/24/2009	A	L	7 8
4/25/2009	A	W	11 5
4/26/2009	A	W	13 12
5/20/2009	N	L	2 12
5/23/2009	N	W	6 5
5/23/2009	N	L	6 7
5/20/2010	H	L	3 6
5/22/2010	H	L (7)	3 4
5/22/2010	H	L	3 13
5/19/2011	A	L	2 14

5/20/2011	A	L	5 7
5/21/2011	A	W	2 1

LOYOLA (IL)

Notre Dame leads 3-0			
5/25/1911	A	W	15 1
6/13/1912	H	W	14 2
4/26/1924	H	W	5 0

LOYOLA (LA)

Notre Dame leads 2-1			
3/25/1964	A	W	4 1
3/26/1964	A	L	5 9
2/14/1998	N	W	5 2

LOYOLA MARYMOUNT

Notre Dame leads 1-0			
4/5/1961	A	W	8 0

LUTHER

Notre Dame trails 1-2			
4/25/1925	H	W	19 0
5/10/1928	A	L	4 5
5/23/1930	A	L	2 3

MAINE

Notre Dame leads 3-2			
5/4/1985	A	W	7 3
5/4/1985	A	W	1 0
5/5/1985	A	L	4 6
5/5/1985	A	L	1 7
3/4/2008	N	W (10)	11 10

MANCHESTER

Notre Dame leads 7-0			
4/14/1998	H	W (7)	11 1
4/14/1998	H	W	3 2
3/7/2000	H	W	5 1
4/29/2004	H	W	10 0
4/27/2005	H	W	5 0
4/12/2006	H	W	8 2
4/9/2008	H	W	13 8

MANHATTAN

Series is tied 1-1			
3/4/2011	N	L	2 5
3/5/2011	N	W	5 4

MANKATO STATE

Notre Dame leads 1-0			
3/21/1984	N	W	8 5

MARIAN

Notre Dame leads 3-0			
5/4/1974	H	W	13 4
4/6/1975	A	W	14 3
4/6/1975	A	W	12 1

MARQUETTE

Notre Dame leads 2-0			
6/1/1909	H	W	13 0
5/4/1910	H	W	11 0

MARSHALL

Notre Dame trails 1-3			
4/20/1916	H	L	6 8
4/24/1917	H	W	5 2
5/27/1929	H	L	3 4
5/28/1929	H	L	0 1

MEMPHIS (STATE)

Notre Dame leads 10-9			
4/21/1954	A	W	9 1
3/31/1959	A	W	6 1
4/19/1960	A	W	9 4
3/22/1965	A	W	6 5
3/23/1965	A	L	1 6
3/24/1965	A	L	3 4
3/19/1971	A	W	13 10
3/19/1971	A	W	2 1
3/20/1971	A	W	5 0
3/28/1972	A	W	5 0
3/15/1977	H	L	0 12
3/15/1977	H	L	6 11
3/20/1981	A	L	5 6
3/20/1981	A	L	6 8
3/21/1981	A	L	2 12
3/1/1992	N	W (7)	10 0
2/25/1996	N	L	2 4
2/27/2000	A	W	4 3
2/25/2006	N	L (4)	6 7

MERCER

Series is tied 3-3			
4/17/1925	A	L	3 13
4/18/1925	A	L	9 13
4/7/1926	A	L	0 3
4/8/1926	A	W	14 9
4/18/1927	A	W	7 3
4/19/1927	A	W	6 3

MIAMI (FL)

Notre Dame trails 5-14			
3/30/1970	A	L	3 7
3/31/1970	A	L	2 6
3/8/1989	A	W	4 2
3/27/1992	A	W	2 1
3/28/1992	A	L	6 18
3/29/1992	A	L (11)	5 6
3/23/1992	A	W	6 3
5/25/1992	A	L	1 5
4/2/1994	H	L	7 19
4/2/1994	H	L	2 5
4/3/1994	H	L	2 4
3/24/1995	A	L	4 9
3/25/1995	A	L	4 12
3/26/1996	A	W	5 2
2/20/1998	A	L	3 18
2/21/1998	A	L	2 27
2/22/1998	A	L	3 17
5/11/1999	H	L	3 5
5/12/1999	H	W	1 0

MIAMI (OH)

Notre Dame trails 1-11			
4/30/1971	A	L	3 4
5/1/1971	A	L	2 11
5/1/1971	A	L	1 6
4/21/1972	H	L	2 12
4/22/1972	H	L	3 12
4/28/1973	A	L	0 5
4/28/1973	A	L	0 2
5/4/1974	H	L	2 5
4/6/1974	H	L	2 6
3/26/1983	A	L	1 2
3/26/1983	A	L	5 6
3/15/2001	N	W	3 2

MICHIGAN

Notre Dame trails 44-83			
4/21/1892	H	W	6 4
4/22/1895	H	L	0 13
4/21/1897	H	W	18 3
4/18/1898	H	W	4 2
6/9/1898	H	L	2 15
4/22/1899	H	L	3 5
6/10/1899	A	L	1 7
5/21/1900	H	W	8 0
6/9/1900	H	W	7 1
5/21/1907	H	W	5 4
4/19/1909	H	W	11 2
5/8/1909	H	L	5 12
6/5/1909	H	L	2 4
4/18/1910	H	W	4 0
6/11/1910	H	L	2 3
4/13/1914	H	L	1 5
6/5/1914	A	W	9 3
6/6/1914	A	L	0 3
4/19/1915	H	L	3 4
6/4/1915	H	L	2 4
6/5/1915	H	L	1 4
4/17/1916	H	W	14 6
6/2/1916	H	L	1 2
6/3/1916	H	L	4 6
5/31/1918	A	L	0 14
6/1/1918	A	L	1 5
5/28/1919	A	W	3 2
5/26/1920	A	L	1 5
4/30/1921	A	L	7 8
5/18/1921	A	L	3 6
5/5/1922	A	L	3 6
5/30/1922	H	W	5 0
5/5/1923	A	L	10 11
5/30/1923	H	L	4 12
4/30/1924	A	L	6 2
5/19/1938	A	L	0 6
5/21/1938	H	W	3 2
4/29/1939	A	L	1 9
5/20/1939	H	W	5 3
4/22/1941	A	W	6 2
5/20/1941	H	L	3 8
4/29/1942	H	L	2 3
5/4/1942	H	W	11 7
4/28/1944	A	L	4 5
4/29/1944	A	L	2 7
6/2/1944	H	W	10 1
6/3/1944	H	L	4 6
4/27/1945	H	L	1 6
4/28/1945	H	L	4 12
5/11/1945	A	L	3 12
5/14/1946	A	L	1 7
6/8/1946	H	L	8 9

5/15/1947	A	L	10	1
5/18/1948	A	L	0	3
5/20/1948	H	L	2	5
4/27/1949	A	L	8	9
5/17/1949	H	W	5	4
5/1/1950	H	W	4	2
5/23/1950	A	L	1	13
8/5/1951	A	L	6	13
5/15/1951	H	W	6	5
4/21/1952	A	L	0	3
5/14/1953	H	L	2	3
4/28/1955	H	L	1	2
4/28/1956	A	L	2	5
5/3/1956	H	W	6	5
4/20/1957	A	L	4	5
4/20/1957	A	L	0	3
5/9/1957	H	W	14	0
4/2/1958	H	L	7	13
4/21/1958	H	W	18	11
5/14/1959	A	W	21	0
5/1/1960	A	W	9	8
5/2/1960	A	W	8	4
5/23/1961	H	W (10)	6	5
4/25/1962	A	L	7	18
5/8/1963	A	L	1	5
5/16/1963	H	L	0	7
4/23/1964	H	L	6	2
4/28/1964	A	W	9	3
4/29/1965	H	L	5	6
5/3/1965	A	L	4	5
4/17/1967	A	L	3	6
5/4/1967	H	W	6	5
4/16/1968	A	L	2	3
4/30/1969	A	L	1	7
4/14/1970	A	L	2	3
4/29/1970	H	W	10	4
5/11/1971	H	L	4	6
5/3/1972	H	L	5	8
5/3/1972	H	L	1	8
4/17/1973	A	L	1	3
4/23/1973	A	L	2	3
4/23/1974	H	L	11	18
4/25/1975	A	L	3	4
4/25/1975	A	L	2	10
5/5/1976	H	W	5	4
5/5/1976	H	W	13	5
4/21/1977	A	L	1	6
4/21/1977	A	L	3	8
5/3/1978	H	L	0	6
5/3/1978	H	L	0	6
4/18/1991	N	L	5	6
8/8/1992	H	W	5	6
5/2/1995	N	L (16)	6	3
5/2/1996	H	W	8	3
4/22/1997	N	L	3	4
4/21/1998	N	W	9	1
4/20/1999	N	W	14	4
5/29/1999	H	L	5	11
4/26/2000	N	W	5	4
5/1/2001	N	W	9	4
5/30/2002	N	W	7	4
4/29/2003	N	L	4	8
5/12/2004	N	W	7	3
5/11/2005	N	L	6	7
5/16/2006	N	L	1	3
5/13/2008	N	L	12	15
4/22/2009	H	L (7)	2	3
4/22/2009	H	W (7)	4	3
4/20/2010	A	L	2	3
4/21/2010	H	L	1	13
5/3/2011	A	L	1	2
5/4/2011	H	L	3	5

MICHIGAN STATE				
Notre Dame trails 53-77				
5/7/1907	H	W	1	0
4/25/1908	H	W	4	2
4/21/1910	H	W	3	1
6/10/1910	H	L	3	6
5/2/1914	H	W	6	4
5/30/1914	A	W	12	4
5/7/1915	H	W	3	2
6/3/1915	H	W	6	2
4/29/1916	H	L	2	5
6/1/1916	H	L	2	5
5/12/1917	H	L	12	0
5/31/1917	A	L	0	5
6/1/1917	A	W	4	2
5/4/1918	A	W	11	2

All-Time Series Records

5/12/1970	A	L	1	4
5/11/1971	H	L	2	5
4/25/1972	A	L	1	16
4/25/1972	A	L	3	4
4/28/1974	A	L	2	5
4/28/1974	A	L	0	3
4/29/1975	H	L	2	10
4/29/1975	H	L	1	2
5/13/1983	H	W	7	5
5/13/1983	H	W	2	1
4/11/1984	A	L	1	7
4/11/1984	A	L	2	7
4/4/1985	H	L	1	3
4/4/1985	H	L	5	6
4/8/1986	A	L	7	8
4/8/1986	A	W	20	11
4/7/1987	H	L	10	13
4/7/1987	H	L	8	10
4/23/1988	A	L	1	13
4/23/1988	A	L	5	6
4/28/1998	H	L	1	4
3/20/2010	H	L	0	13
3/20/2010	H	L	4	7
3/21/2010	H	L	0	3
2/18/2011	N	L	1	2
5/17/2011	H	L	3	20

MINNESOTA

Notre Dame leads 23-19				
6/20/1894	H	L	1	3
6/7/1900	H	W	7	3
4/24/1901	H	W	7	6
5/20/1901	H	L	5	10
5/21/1901	H	L	4	5
5/19/1902	A	L	9	5
5/20/1902	A	L	5	9
6/5/1902	A	W	22	2
5/12/1904	H	W	13	3
5/21/1904	H	W	18	1
5/3/1906	A	L	9	0
5/4/1906	A	L	4	7
5/30/1906	H	L	5	8
5/31/1906	H	W	3	0
5/4/1907	A	W	5	0
5/30/1907	H	L	1	2
5/20/1909	H	W	12	6
5/28/1909	A	L	2	3
5/28/1909	A	L	1	2
5/21/1924	H	W	11	5
6/1/1925	H	L	2	3
5/21/1927	A	W	4	1
5/1/1928	H	W	7	2
5/24/1929	A	W	18	2
5/25/1929	A	W	4	2
4/22/1949	H	W	8	6
4/23/1949	H	W	4	0
5/12/1950	A	W	6	1
5/13/1950	A	L	5	15
5/29/1956	A	W	4	3
5/30/1956	A	L	5	15
5/30/1956	A	L	1	10
5/29/1958	N	W	11	7
5/29/1959	H	W	12	4
5/29/1960	A	L	6	15
6/4/1970	N	W	6	2
3/19/1984	N	L	4	7
3/30/1991	A	L	5	9
4/4/2000	A	L	7	9
4/3/2003	A	L	2	8
2/29/2004	N	W	19	7
3/4/2006	A	L	0	8

MISSISSIPPI

Notre Dame trails 1-4				
4/4/1953	A	W	6	5
3/28/1959	A	L	2	3
3/18/1981	A	L	5	11
3/19/1981	A	L	5	7
2/23/1997	N	L	5	11

MISSISSIPPI STATE

Notre Dame leads 4-2				
5/27/1993	N	W	15	1
5/27/2000	A	L	1	8
5/28/2000	A	W	7	0
5/28/2000	A	L	9	10
2/17/2001	A	W	7	5
2/18/2001	A	W	(11)	4

MISSISSIPPI VALLEY STATE

Notre Dame leads 5-0				
4/29/2008	H	W	4	0
4/30/2008	H	W	13	2
2/19/2010	A	W	12	4
2/20/2010	N	W	8	3
2/21/2010	N	W	19	3

MISSOURI

Series is tied 1-1				
2/26/1999	N	L	(8)	1
2/22/2002	N	W	(10)	7

(SOUTHWEST) MISSOURI STATE

Notre Dame leads 3-1				
3/19/1983	A	L	1	13
3/19/1983	A	W	9	7
3/10/2005	N	W	6	4
3/12/2005	N	W	12	11

MISSOURI SOUTHERN

Notre Dame trails 1-2				
3/19/1982	A	L	3	4
3/20/1982	A	L	8	9
3/18/1983	A	W	13	1

MONMOUTH

Notre Dame leads 2-0				
5/23/1902	A	W	12	1
5/1/1907	A	W	2	0

MOUNT ST. MARY'S

Notre Dame leads 2-0				
5/13/1912	A	W	6	5
3/1/2008	N	W	5	0

MURRAY STATE

Notre Dame leads 4-3				
4/14/1960	A	W	8	1
3/22/1971	A	W	6	5
3/23/1971	A	L	0	1
3/24/1972	A	W	9	5
3/25/1972	A	L	7	8
3/25/1972	A	W	6	3
3/19/1977	N	L	0	17

NAVY

Notre Dame leads 8-3-1				
5/21/1913	A	L	1	7
5/16/1914	A	W	4	2
5/15/1915	H	L	2	5
6/1/1929	H	W	6	4
5/9/1931	H	W	5	2
5/10/1940	A	W	5	4
5/17/1941	H	L	4	5
2/28/1992	N	W	7	6
2/23/1996	N	W	(7)	1
3/13/2001	N	T	(10)	4
3/10/2003	N	W	7	3
3/14/2003	N	W	11	2

NEBRASKA

Notre Dame leads 11-3				
5/17/1897	H	W	6	5
5/22/1899	H	W	16	8
5/12/1900	H	W	12	5
5/8/1901	H	W	16	10
5/9/1902	H	W	2	0
5/8/1903	H	W	13	2
5/3/1904	H	L	4	5
5/11/1906	H	W	8	3
5/14/1907	H	W	4	0
2/22/1991	N	W	8	5
3/13/1995	N	W	(11)	5
2/28/2003	N	L	1	7
3/3/2006	N	L	1	11
3/4/2007	N	W	(7)	16

NEVADA

Series is tied 1-1				
3/30/1961	A	L	(10)	15
3/5/1995	N	W	11	4

NEW HAMPSHIRE

Notre Dame trails 0-1				
6/11/1928	A	L	0	9

NEW MEXICO

Notre Dame leads 1-0				
3/12/2001	N	W	3	0

NEW MEXICO STATE

Series is tied 1-1				
3/15/1973	N	W	2	0
3/16/1973	N	L	1	4

NEW ORLEANS

Notre Dame trails 4-6				
3/8/1974	A	W	(10)	6
3/9/1974	A	W	(10)	3
3/10/1974	A	L	1	2
3/1/1996	A	W	8	3
3/2/1996	A	L	7	11
3/3/1996	A	L	7	12
2/14/1998	A	L	(11)	3
2/27/1999	A	W	14	11
2/17/2001	N	L	6	7
2/23/2002	A	L	7	8

NEW YORK TECH

Notre Dame leads 1-0				
3/15/2007	N	W	12	1

NEWMAN

Notre Dame leads 1-0				
2/22/2003	N	W	15	5

NIAGARA

Notre Dame leads 2-1				
5/24/1916	H	W	1	0
5/16/1917	H	L	4	6
5/17/1917	H	W	5	2

NORTH CAROLINA

Notre Dame trails 1-2				
3/31/1956	N	L	4	14
6/3/2005	N	L	1	5
6/5/2005	N	W	3	0

NORTH CAROLINA STATE

Notre Dame trails 0-1				
1/31/1998	N	L	8	10

UNC WILMINGTON

Notre Dame trails 0-1				
2/23/2007	N	L	4	9

NORTH CENTRAL

Notre Dame leads 1-0				
4/25/1981	N	W	3	2

NORTH DAKOTA STATE

Notre Dame leads 1-0				
3/18/1982	N	W	7	4

NORTH FLORIDA

Series is tied 1-1				
3/13/2000	A	L	1	6
3/11/2003	A	W	6	1

NORTHEASTERN ILLINOIS

Notre Dame leads 7-2				
4/5/1888	H	W	5	4
5/5/1995	H	W	4	1
5/5/1995	H	W	3	1
3/28/1996	H	W	6	3
3/14/1997	N	W	7	2
3/15/1997	N	L	(7)	5
3/26/1997	H	W	11	4
3/26/1998	H	L	(7)	4
3/26/1998	H	W	(7)	11

NORTHERN ILLINOIS

Notre Dame leads 7-2				
4/4/1976	H	W	12	11
4/4/1976	H	W	15	4
4/29/1995	A	L	3	4
4/30/1995	A	L	5	6
4/29/1995	A	W	17	7
4/30/1995	A	W	7	4
6/16/1995	H	W	12	4
3/17/2005	N	W	10	6
4/16/2008	N	W	5	4

NORTHERN IOWA

Notre Dame leads 2-0				
3/11/1990	N	W	6	1
4/29/1994	H	W	3	0

NORTHWESTERN

Notre Dame leads 70-59-1				
5/7/1896	H	L	6	15
5/3/1897	H	W	11	8
4/29/1898	H	W	12	1
5/7/1900	H	W	14	6
5/14/1901	H	W	13	4
5/24/1901	H	W	5	2
5/19/1903	H	L	8	9
5/14/1904	H	W	9	1
5/3/1905	A	L	6	8
5/4/1905	A	L	1	2
5/24/1905	H	W	8	3
5/14/1921	H	L	14	15
5/25/1921	A	W	7	0
5/15/1922	H	W	26	4
6/3/1922	A	W	5	4

OHIO STATE

Notre Dame leads 26-20			
5/15/1902	H	W	7 0
6/5/1903	H	W	2 1
4/29/1905	H	L	1 6
5/20/1933	H	W	12 4
4/13/1934	H	L	5 7
5/5/1934	H	W	5 3
4/12/1935	H	W	4 3
5/4/1935	H	L	9 10
5/16/1936	H	W	2 1
5/21/1937	H	W	22 3
4/18/1938	A	W	3 1
4/19/1938	A	L	1 6
5/17/1940	A	W	4 0
5/18/1940	A	W	7 4
5/23/1941	H	L	9 22
5/24/1941	H	L	5 8
5/25/1945	A	W	3 1
5/26/1945	A	W	11 8
4/20/1946	H	W	9 3
4/20/1946	H	W	10 4
5/16/1947	A	W	7 5
5/14/1948	H	L	3 6
5/15/1948	A	W	6 0
4/14/1949	A	W	4 1
5/19/1950	H	L	0 2
5/20/1950	H	L	8 12
4/14/1951	A	W	1 0
4/18/1952	H	L	5 8
4/19/1952	H	W	3 1
4/19/1952	H	W	4 1
4/10/1953	A	W	6 4
4/11/1953	A	L	0 8
5/28/1954	H	L	1 11
5/29/1954	H	W	3 1
4/15/1955	A	W	4 3
4/16/1955	A	L	2 3
4/16/1955	A	L	5 6
3/19/1976	N	L	0 3
3/20/1976	N	W	4 2
2/23/1991	N	L	1 6
2/24/1991	N	L	11 11
2/25/2000	N	L	12 5
5/31/2002	H	W	8 6
6/2/2002	H	W	9 6
2/20/2009	N	L	0 2
2/27/2010	N	L	2 10

OHIO WESLEYAN

Notre Dame leads 4-1			
5/12/1903	H	W	11 0
6/4/1903	H	L	2 5
6/6/1906	H	W	4 2
6/7/1906	H	W	7 1
4/25/1914	H	W	12 0

OKLAHOMA

Notre Dame trails 0-2			
3/15/1982	A	L	3 15
2/26/2006	N	L	3 4

OKLAHOMA CITY

Notre Dame leads 1-0			
3/16/1982	A	W	19 7

OLD DOMINION

Notre Dame trails 0-1			
5/26/1994	N	L	5 9

OLIVET

Notre Dame leads 6-0			
5/5/1909	H	W	8 2
5/10/1910	H	W	16 1
4/10/1911	H	W	7 6
4/9/1912	H	W	8 0
4/12/1913	H	W	9 1
4/11/1914	H	W	14 2

ORAL ROBERTS

Notre Dame trails 4-10			
3/10/1973	N	W	12 3
3/11/1973	N	L	6 7
3/17/1982	A	L	2 5
3/17/1982	A	L	1 2
3/18/1982	A	L	0 13
3/13/1983	A	L	3 12
3/14/1983	A	L	0 8
5/21/1983	A	L	5 18
5/17/1985	A	L	13 14
5/18/1985	A	L	0 12
3/13/1996	N	W	6 2
3/16/1996	N	W	10 6
3/11/2005	N	L	8 15
3/6/2009	N	W	2 1

OREGON STATE

Notre Dame trails 0-1			
3/26/1986	N	L	1 4
PACIFIC			
Notre Dame trails 1-2			
3/10/2001	A	W	5 2
3/12/2010	N	L	4 8
3/14/2010	N	L	2 3
PENIN STATE			
Notre Dame leads 10-3			
5/21/1909	H	W	9 0
5/11/1912	A	W	6 1
5/20/1913	A	W	5 3
6/11/1957	N	L	4 5
3/8/1997	N	L	2 9
3/12/1997	N	W	(11) 9 8
3/6/1999	N	L	5 6
3/7/1999	N	W	3 1
3/10/1999	N	W	6 3
3/8/2004	N	W	8 2
3/11/2004	N	W	4 2
2/28/2010	N	W	(10) 9 8
2/20/2011	N	W	8 5

PENNSYLVANIA

Notre Dame leads 1-0			
3/10/1989	N	W	15 8

PENSACOLA

Notre Dame leads 1-0			
5/21/1949	H	W	12 0

PEPPERDINE

Notre Dame leads 1-0			
2/26/1995	N	W	14 5

PITTSBURGH

Notre Dame leads 29-15			
4/27/1951	A	W	5 3
4/28/1951	A	W	10 5
5/2/1952	H	W	18 3
3/5/1952	H	W	9 4
3/5/1959	N	W	16 9
4/30/1996	H	W	(7) 8 3
4/30/1996	H	W	2 1
4/27/1997	A	W	(8) 11 8
4/27/1997	A	L	6 7
4/18/1998	N	W	(1) 7 0
4/18/1998	N	W	12 1
4/10/1999	H	W	(7) 4 1
4/10/1999	H	W	3 2
4/11/1999	H	W	9 8
5/6/2000	H	W	(7) 7 0
5/6/2000	H	W	11 8
5/7/2000	N	L	(10) 18 22
5/18/2000	N	W	15 7
3/23/2001	A	W	(7) 3 0
3/23/2001	A	W	(3) 0 5
4/11/2002	H	L	(7) 5 5
4/11/2002	H	W	12 2
4/17/2003	H	W	(7) 5 5
4/17/2003	H	L	3 2
4/25/2004	A	L	(7) 6 8
4/25/2004	A	L	6 7
5/14/2005	A	L	(7) 1 4
5/14/2005	A	L	5 8
5/15/2005	A	W	21 1
5/27/2005	N	W	4 2
5/28/2005	N	W	11 4
3/31/2006	H	W	6 1
4/1/2006	H	W	4 3
4/2/2006	H	W	9 8
3/30/2007	A	L	2 4
3/31/2007	A	L	0 5
5/9/2008	H	W	5 4
5/10/2008	H	L	3 5
3/27/2009	A	W	5 4
3/28/2009	A	L	7 15
3/29/2009	A	L	11 14
4/1/2011	A	L	5 6
4/2/2011	A	L	2 3
4/3/2011	A	W	8 6

PORTLAND

Notre Dame leads 2-0			
5/27/1989	N	W	8 6
3/17/2001	N	W	7 6

PRAIRIE VIEW A&M

Notre Dame leads 1-0			
2/17/2007	N	W	15 8

PRINCETON

Notre Dame trails 0-2			
5/14/1914	A	L	1 4
5/13/1915	H	L	5 6
PROVIDENCE			
Notre Dame leads 7-3			
4/16/1928	A	L	1 6
3/24/1996	A	L	(7) 2 18
3/24/1996	A	W	10 7
5/17/1996	N	W	4 2
4/5/1997	H	W	(7) 10 5
4/5/1997	H	W	14 10
5/16/1998	N	W	9 7
4/1/1999	H	W	(7) 5 4
4/1/1999	H	W	6 5
5/22/1999	N	L	4 8

PURDUE

Notre Dame leads 80-37-3			
5/22/1884	H	L	2 3
5/30/1895	H	W	11 6
5/4/1899	A	W	10 5
5/27/1900	H	L	7 10
5/3/1900	H	W	8 6
4/19/1901	H	W	7 6
5/3/1901	H	W	25 14
5/2/1902	A	W	8 5
6/7/1902	H	T	2 2
5/16/1903	H	W	8 8
6/6/1903	H	W	2 1
5/26/1904	H	W	11 2
6/3/1904	A	W	13 4
5/12/1905	H	L	2 9
6/2/1905	A	L	1 3
5/10/1906	H	W	4 2
5/17/1906	A	L	4 8
5/18/1907	A	W	6 2
5/25/1907	H	W	4 3
5/2/1916	H	W	1 0
5/25/1916	H	W	4 0
5/5/1917	H	W	9 5
5/8/1918	A	W	7 5
5/25/1918	H	W	8 1
5/6/1919	A	W	16 6
5/24/1919	H	W	13 1
5/4/1920	A	L	4 8
6/6/1920	H	W	12 11
4/19/1921	A	W	4 1
5/21/1921	H	W	8 1
5/10/1922	H	W	2 1
5/17/1922	A	W	4 0
4/9/1923	A	W	3 0
5/29/1923	H	W	6 0
5/5/1925	A	L	3 5
5/5/1926	H	L	5 8
5/26/1931	H	W	10 7
4/28/1933	A	T	9 9
4/29/1933	A	W	8 7
4/22/1934	H	L	13 14
4/28/1934	H	L	6 9
4/24/1934	H	W	13 5
4/17/1935	A	L	5 9
5/18/1935	H	W	13 4
5/22/1936	H	W	18 15
5/20/1936	A	L	4 6
5/15/1937	H	W	15 0
5/25/1937	A	W	6 1
4/26/1939	H	W	9 0
5/16/1939	A	W	6 1
4/29/1940	H	L	2 3
5/14/1940	A	L	1 2
4/10/1941	A	T	3 3
4/7/1942	A	W	12 3
5/23/1942	H	W	4 3
5/6/1944	A	L	2 5
6/17/1944	H	W	15 0
4/23/1946	A	W	11 4
6/6/1946	H	W	9 2
5/20/1947	H	W	4 3
5/20/1947	H	L	3 5
5/25/1948	H	W	5 3
5/25/1948	H	L	2 3
6/1/1949	A	W	5 4
6/11/1949	A	W	1 0
5/2/1950	A	L	8 11
5/16/1950	H	L	4 6
5/1/1951	H	W	5 2
5/22/1951	A	L	5 8
4/22/1952	H	W	3 2
5/19/1953	A	W	2 1
4/27/1954	A	W	16 1

5/11/1954	H	L	0 7
5/3/1955	A	L	2 3
5/17/1955	H	W	7 4
4/24/1956	A	L	3 4
5/8/1956	H	W	15 0
4/15/1958	H	W	7 5
4/29/1958	A	W	14 1
4/26/1960	A	W	7 2
4/11/1961	H	L	2 5
4/10/1962	A	W	6 4
5/15/1964	H	W	9 4
4/14/1965	A	W	4 2
4/17/1967	H	W	8 1
4/9/1968	A	W	7 0
3/25/1981	A	W	3 1
3/25/1981	A	L	1 5
4/10/1982	H	W	9 3
4/10/1982	H	L	0 6
4/18/1984	H	W	4 1
4/18/1984	H	L	4 5
4/17/1985	H	L	3 13
4/16/1985	H	L	8 13
4/17/1986	A	L	6 20
4/29/1986	H	L	6 9
4/28/1987	H	L	5 8
4/12/1988	A	L	7 11
4/26/1988	H	W	5 2
3/28/1990	A	L	8 10
4/12/1990	H	W	14 2
4/8/1992	H	L	4 5
4/16/1992	A	W	(5) 7 0
4/27/1993	A	W	2 1
4/21/1993	H	W	7 5
4/19/1994	H	W	8 1

All-Time Series Records

ST. JOHN'S

Notre Dame leads 26-18			
4/4/1996	H W (7)	7	3
5/17/1996	N W	4	0
5/9/1998	H L (7)	0	3
5/9/1998	H W	2	1
5/10/1998	H L	5	6
5/14/1998	N W	3	2
5/15/1999	A L (7)	4	5
5/15/1999	A W	5	2
5/16/1999	A L	5	14
4/29/2000	H W (7)	8	3
4/29/2000	H L	4	6
4/30/2000	H W	9	8
4/28/2001	A W (7)	3	2
4/28/2001	A W	5	0
4/29/2001	A W	7	3
4/16/2002	H W (7)	4	1
4/16/2002	H L	3	4
4/17/2002	H W	5	2
4/6/2003	H W	11	3
4/6/2003	H W	18	3
4/12/2004	H W (7)	1	7
4/12/2004	H L	1	2
5/28/2004	N W	9	9
5/7/2005	A L	2	3
5/7/2005	A L (10)	5	6
5/8/2005	A L	1	3
4/13/2006	H W	9	2
4/13/2006	H W	13	7
4/15/2006	H W	7	5
5/26/2006	N L	1	10
5/26/2006	N W	5	3
4/25/2008	H L	3	10
4/26/2008	H L	4	6
4/27/2008	H W	8	4
5/14/2009	A W	9	1
5/15/2009	A W	15	8
5/16/2009	A L	6	10
5/19/2009	N W	14	5
5/22/2009	N W	11	10
4/30/2010	H W	14	5
5/1/2010	H L	1	8
5/2/2010	H L	4	9
4/21/2011	A L	0	6
4/21/2011	A L	1	4

ST. JOSEPH'S (IN)

Notre Dame leads 12-1			
5/20/1910	H W	2	0
5/8/1911	A W	17	1
4/28/1968	A W	3	1
4/1/1978	H L	1	11
4/1/1978	H W	2	1
4/16/1980	H W	5	1
4/16/1980	H W	7	5
4/21/1982	H W	7	2
4/21/1982	H W	15	5
3/17/1986	H W	4	1
3/17/1986	H W	8	0
4/19/1987	H W	6	3
4/19/1987	H W	6	5

SAINT LOUIS

Notre Dame leads 13-4			
4/6/1947	A L	3	4
4/7/1947	A W	11	2
4/25/1987	N L	1	3
4/25/1987	N W	5	2
4/26/1987	N W	2	3
4/1/1989	A W	1	0
4/1/1989	A W	6	2
5/19/1989	N W	10	6
3/10/1990	A W	10	2
3/31/1990	H W	5	0
4/27/1991	H W	8	5
4/27/1991	H W	18	7
4/28/1991	H W	2	1
4/28/1991	H L	1	3
5/6/1994	H W	14	3
5/7/1994	H W	11	5
5/8/1994	H W	6	4

ST. MARY OF THE PLAINS

Series is tied 1-1			
3/16/1983	N L	1	3
3/16/1983	N W	8	1

ST. MARY'S (KY)

Notre Dame leads 4-0			
4/16/1922	A W	7	1
4/17/1922	A W	5	3
3/31/1923	A W	4	1
4/1/1923	A W	8	6

ST. MARY'S (MN)

Notre Dame leads 3-3			
4/9/1979	H W	1	0
4/9/1979	H L	2	6
4/7/1980	H W	5	1
4/7/1980	H W	2	1
4/3/1981	H W	7	1
4/3/1981	H W	2	1
3/20/1984	N L	0	1
3/20/1984	N L	3	8

ST. MARY'S (TX)

Notre Dame leads 8-7			
4/5/1969	A L	4	6
3/23/1984	A L	7	8
3/18/1985	A W	9	1
3/22/1985	A L	5	7
3/19/1987	A L	3	7
3/21/1987	A W	8	1
3/19/1988	A L (8)	6	1
3/19/1988	A L	1	3
6/25/1989	A L	0	5
2/25/1989	A W	4	2
3/3/1990	A W	3	2
3/3/1990	A W	5	1
3/2/1991	A W	6	4
3/2/1991	A W	9	3
3/12/1999	N W	4	3

ST. NORBERT

Notre Dame leads 2-0			
4/24/1996	H W (7)	13	0
4/24/1996	H W (7)	13	1

ST. PROCOPIUS

Notre Dame leads 1-0			
4/14/1967	H W	6	5

ST. THOMAS

Notre Dame leads 3-0			
5/2/1907	H W	7	1
5/2/1915	H W	11	2
4/25/1947	H W	10	2

ST. VIATOR

Notre Dame leads 18-5			
5/30/1898	H W	8	6
5/5/1905	H W	2	1
6/4/1906	H W	2	1
5/28/1907	H W	6	0
4/24/1909	H W	4	0
5/16/1910	H W	6	4
5/3/1911	A W	12	4
5/3/1911	H L	5	10
6/1/1911	H W	9	1
5/3/1912	H W	2	1
6/7/1913	H W	16	0
5/20/1914	H W	6	4
4/28/1915	H W	19	1
5/18/1916	H W	17	2
4/10/1917	H W	10	1
5/20/1917	H W	9	0
5/7/1921	A L	0	7
5/27/1922	H W	5	0
5/17/1924	A L	6	11
5/27/1925	H L	2	12
6/2/1926	H W	9	4
6/4/1927	H L	6	9
5/26/1928	H W	7	6

SAM HOUSTON STATE

Notre Dame leads 1-0			
2/25/2001	N W	7	4

SAN DIEGO

Notre Dame leads 2-0			
4/6/1961	A W	2	0
5/31/2003	N W	6	3

SAN DIEGO STATE

Notre Dame leads 1-0			
2/20/2004	N W	7	1

SANTA CLARA

Notre Dame trails 0-1			
4/2/1961	A L	8	9

SCHREINER

Notre Dame leads 4-1			
3/20/1985	A W	8	3
3/14/1987	A W	3	1
3/14/1987	A W	4	1
3/12/1988	A L	0	4
3/12/1988	A W	19	2

SEATTLE

Notre Dame trails 1-2			
2/25/2011	A W	5	0
2/26/2011	A L	0	1
2/26/2011	A L	2	7

SETON HALL

Notre Dame leads 32-13			
5/17/1912	A W	4	3
5/4/1996	H W (7)	7	1
5/4/1996	H W	15	1
5/5/1996	H W	10	1
3/22/1997	A L (7)	4	5
3/22/1997	A L	0	16
3/23/1997	A L	10	16
5/14/1997	N W	4	3
4/25/1998	A L (7)	4	5
4/25/1998	A W	11	3
4/27/1998	A W	6	1
4/24/1999	H W (7)	8	7
4/24/1999	H L	1	7
4/25/1999	H W	17	8
5/21/1999	N L	3	11
4/20/2000	H W (7)	11	5
4/20/2000	H W	5	1
3/31/2001	H W (7)	6	0
3/31/2001	H W	6	1
4/1/2001	H W	15	3
4/1/2001	H W	15	3
4/20/2002	A W (7)	9	4
4/20/2002	A W	4	2
4/21/2002	A W	6	1
4/19/2003	H W (7)	4	3
4/19/2003	H W	9	3
4/23/2004	A L (7)	2	4
4/23/2004	A W	4	3
3/26/2005	H W (7)	8	2
3/26/2005	H W	4	1
5/13/2006	A L	6	7
5/13/2006	A W	14	12
5/14/2006	A L	1	2
5/4/2007	H W	3	1
5/5/2007	H W	6	4
5/6/2007	H L	1	15
3/20/2009	H W	10	4
3/22/2009	H L	4	9
3/21/2009	H L	4	11
4/16/2010	A W (10)	6	5
4/17/2010	A W	2	1
4/18/2010	A W	7	4
4/29/2011	H L	1	2
4/30/2011	H W	2	1
5/1/2011	H W	5	4

SIENA HEIGHTS

Notre Dame leads 2-0			
4/13/1995	H W	13	2
3/30/2000	H W	9	2

SOUTH ALABAMA

Notre Dame leads 2-1			
3/9/1991	A L	7	9
6/1/2002	H W	25	1
3/8/2008	N W	10	4

SOUTH CAROLINA

Series is tied 1-1			
3/22/1992	N L	1	5
5/25/1992	N W	11	2

SOUTH DAKOTA STATE

Notre Dame trails 0-1			
3/19/2005	N L	7	13

SOUTH FLORIDA

Notre Dame trails 10-11			
3/3/2001	N L	1	6
4/7/2006	A W	9	6
4/8/2006	A W	10	4
4/9/2006	A W	10	1
5/23/2006	N W	3	1
3/23/2007	H W	1	0
4/24/2007	H L	10	13
3/25/2007	H L	1	9
5/15/2008	A L	4	5
5/16/2008	A L (16)	2	3
5/17/2008	A L	8	9

5/20/2008	N L	3	9
5/8/2009	H W	8	5
5/9/2009	H W	7	6
5/10/2009	H L	5	6
3/26/2010	A L	0	4
3/27/2010	A L	3	6
3/27/2010	A L	2	10
5/13/2011	H W	8	0
5/14/2011	H W	10	5
5/14/2011	H W	6	3

USC

Series is tied 3-3			
4/3/1961	N L	3	4
2/22/1997	N L	4	14
3/9/2002	N W	15	8
2/21/2004	A W (7)	3	1
5/17/2005	H W	13	6
5/18/2005	H L	3	9

SOUTHERN ILLINOIS

Notre Dame leads 10-4			
6/3/1970	N L	2	10
6/5/1970	N L	0	1
3/14/1996	N W	6	2
3/11/1998	N W	4	3
2/28/1999	N W	15	5
2/24/2002	N L	2	6
3/14/2002	N W	5	3
3/16/2002	N W	3	2
3/6/2004	N W (11)	12	11
3/20/2004	A L	4	8
3/21/2004	A W	5	3
3/17/2006	N W	12	2
3/18/2006	N W	4	0
3/15/2008	N W	4	0

TOLEDO

Notre Dame leads 42-12			
5/26/1934	H	W	7 5
5/4/1935	A	W	5 3
4/16/1936	H	W	7 6
5/1/1936	A	W	5 4
5/15/1947	H	W	8 5
6/3/1948	A	W	7 1
5/5/1961	A	W (14)	3 1
4/27/1962	H	L	8 9
4/28/1962	H	W	5 1
4/19/1963	A	W	14 3
4/20/1963	A	W	6 3
4/17/1964	A	W	10 6
4/9/1965	H	W	10 1
4/10/1965	H	W	8 2
4/10/1965	H	W	4 0
5/20/1966	A	L	5 7
5/12/1967	A	W	5 4
5/13/1967	A	L	2 4
5/10/1968	H	W	10 7
5/2/1969	A	W	16 3
5/3/1969	A	L	4 8
5/3/1969	A	W	1 0
4/24/1970	H	W	7 4
4/24/1970	H	W	7 4
4/25/1970	H	W	5 4
4/16/1971	A	L	1 2
4/17/1971	A	L	3 4
4/17/1971	A	W	5 2
4/7/1974	H	L	0 2
4/7/1974	H	W	4 1
4/13/1975	A	W	3 2
4/13/1975	A	L	1 6
4/11/1976	H	L	3 13
4/11/1976	H	L	3 11
4/2/1977	H	L	7 8
4/2/1977	H	L	4 5
4/6/1992	N	W	13 7
4/20/1993	H	W	5 2
4/20/1993	H	W (7)	2 1
4/7/1994	H	W	5 3
4/11/1996	H	W	8 6
4/24/1997	H	W	15 9
4/23/1998	H	W	15 4
4/13/2000	H	W	6 3
3/28/2001	H	W	6 1
4/17/2002	H	W	15 4
3/25/2003	H	W	8 3
4/21/2004	H	W	9 3
4/5/2005	H	W	6 2
4/18/2006	H	W	8 2
4/17/2007	H	W	8 7
4/15/2008	H	W	6 1
4/1/2009	H	W	11 7
4/27/2010	H	W	9 0

TRANSYLVANIA

Notre Dame leads 2-0			
4/20/1922	A	W	12 7
4/16/1924	A	W	13 1

TRINITY (TX)

Notre Dame leads 11-0			
3/18/1984	N	W	4 3
3/22/1984	N	W	8 2
3/22/1984	N	W	9 0
3/21/1985	A	W	8 3
3/21/1985	A	W	8 6
2/23/1989	A	W	12 2
2/23/1989	A	W	12 4
3/4/1990	A	W	5 4
3/3/1991	A	W	8 2
3/3/1991	A	W	8 3
3/14/2009	A	W	11 8

TRI-STATE

Notre Dame leads 4-0			
5/9/1988	H	W	8 2
5/9/1988	H	W	16 5
4/20/1989	H	W	16 5
4/11/1991	A	W	10 6

TUFTS

Notre Dame leads 1-0			
5/21/1912	A	W	3 2

TULANE

Notre Dame trails 5-9-1			
3/28/1964	A	L	0 5
3/28/1964	A	T	3 3
3/15/1974	N	L	7 8
3/16/1974	N	L	0 3
3/17/1974	N	L	1 5

3/27/1986	N	L	6 8
4/11/1987	A	L	3 11
4/11/1987	A	W	8 6
4/12/1987	A	L	1 7
3/11/1991	A	L	3 5
3/5/1994	A	W	8 2
3/6/1994	A	W	9 0
3/7/1994	A	L	2 6
5/26/2000	N	W	8 4
5/27/2000	N	W	10 6

TULSA

Notre Dame trails 0-5			
3/10/1973	A	L	7 1
3/11/1973	A	L	4 16
3/14/1973	A	L	6 8
3/15/1973	A	L	0 4
3/17/1973	A	L	1 14

UCLA

Series is tied 1-1			
4/4/1961	A	W	6 2
3/31/1991	N	L	3 6

UPPER IOWA

Notre Dame leads 1-0			
4/26/1901	H	W	23 6

VALPARAISO

Notre Dame leads 72-20			
5/14/1918	H	W	4 2
5/15/1920	H	W	2 0
5/28/1920	A	W	2 1
5/19/1958	H	L	13 15
5/28/1958	N	L	0 2
5/30/1958	N	W	10 4
5/18/1959	A	W	9 5
5/15/1961	H	W	11 2
5/15/1962	A	W	4 3
5/14/1963	H	W	11 4
5/21/1963	A	L	4 13
5/31/1963	N	W	5 2
5/12/1964	A	W	10 7
5/19/1964	H	W	4 3
5/11/1965	H	L (11)	1 3
5/18/1965	A	W	11 1
5/10/1966	A	W	6 5
5/16/1967	A	L	6 10
5/23/1967	H	W	5 1
5/14/1968	H	W	11 8
5/21/1968	A	W	3 2
5/13/1969	A	L	2 3
4/21/1970	H	W	5 1
5/19/1970	A	W	4 0
4/20/1971	A	W	4 2
4/27/1971	H	L	0 8
4/18/1972	A	W	12 5
5/9/1972	H	W	4 2
5/2/1973	A	W	5 3
5/8/1973	H	L	5 8
4/20/1974	H	W	6 5
4/9/1975	H	W	6 5
4/15/1975	A	L	3 5
4/6/1976	A	L	3 14
4/14/1976	H	W	13 10
4/12/1977	A	L	2 6
4/12/1977	H	W	12 8
4/5/1978	H	W	4 1
4/25/1978	A	L	1 2
4/10/1979	H	W	9 3
4/10/1979	H	W	2 0
4/20/1980	A	L	1 3
4/20/1980	A	W	9 2
5/6/1980	H	L	7 10
5/6/1980	H	W	8 3
5/5/1981	H	W	8 1
4/1/1982	A	W	3 0
4/1/1982	A	W	2 0
4/29/1982	H	W	2 1
4/29/1982	H	W	7 2
3/31/1983	A	W	4 2
3/31/1983	A	W	4 2
5/3/1983	H	L	2 6
5/3/1983	H	L	12 3
4/24/1984	A	W	9 5
4/24/1984	A	W	8 7
5/6/1984	A	L	7 11
4/16/1985	H	L	3 5
4/16/1985	H	W	6 4
4/2/1986	A	W	5 0
4/31/1986	H	W	5 1

4/1/1987	H	L	5 9
5/7/1988	A	W	10 2
5/7/1988	A	W	9 3
5/8/1988	H	W	12 3
5/8/1988	H	W	6 5
5/1/1989	A	W	5 4
5/2/1989	H	W	15 14
5/2/1990	H	W	6 4
5/2/1990	H	W	11 1
5/1/1991	H	W	12 0
5/1/1991	H	W	11 5
4/27/1993	H	L (7)	1 2
4/27/1993	H	W	6 5
4/18/1994	H	W	15 1
4/21/1994	H	W	11 3
4/29/1997	H	W	10 6
4/22/1998	H	W (9)	1 0
4/22/1998	H	W (7)	3 1
4/5/2000	H	W	7 2
4/25/2001	H	W (7)	7 3
4/25/2001	H	L (7)	2 4
4/3/2002	H	W (7)	16 0
4/3/2002	H	W (7)	12 1
4/2/2003	H	W	13 4
4/2/2003	H	W	13 4
4/17/2004	H	W	9 3
4/21/2005	H	W	9 8
3/28/2006	H	W	12 0
4/8/2008	H	W	8 6
3/18/2009	H	W	10 4
4/28/2010	N	W	8 1

VANDERBILT

Notre Dame leads 4-2			
4/2/1923	A	W	3 1
4/3/1923	A	L	1 10
4/13/1928	A	W	4 2
4/23/1960	A	W	6 4
3/9/1989	N	L	2 11
3/8/2003	N	W (10)	3 1

VERMONT

Series is tied 1-1			
5/19/1908	A	L	3 6
5/22/1912	A	W	4 1

VILLANOVA

Notre Dame leads 33-7-1			
5/15/1996	N	W	7 3
5/19/1997	H	W (7)	4 3
4/19/1997	H	W	14 3
4/20/1997	H	W	10 8
5/13/1997	N	L	5 10
5/15/1997	N	L (11)	4 5
4/11/1998	H	W (7)	9 4
4/11/1998	H	W	14 10
3/27/1999	A	W (7)	4 0
3/27/1999	A	W	10 8
3/25/2000	A	W (7)	4 0
3/25/2000	A	W (10)	7 3
3/26/2000	A	L	5 11
4/21/2001	H	W (7)	7 1
4/21/2001	H	W	15 2
4/22/2001	H	W	8 3
5/11/2002	A	L	7 8
5/12/2002	A	W (7)	8 1
5/12/2002	A	W	9 5
3/23/2003	A	L (13)	2 3
3/24/2003	A	W (7)	3 2
3/24/2003	A	W	5 1
4/3/2004	H	W (7)	15 7
4/3/2004	H	W (10)	6 5
4/4/2004	H	W	13 1
4/22/2005	H	W	5 2
4/24/2005	H	W (7)	9 4
4/25/2005	T	(10)	7 7
4/18/2006	A	W	3 1
5/19/2006	A	W	6 2
5/20/2006	A	W	12 1
5/23/2007	N	L	2 3
4/11/2008	A	W	2 1
4/12/2008	A	W	8 5
4/13/2008	A	W	13 0
4/3/2009	H	W	3 1
4/4/2009	H	W	4 0
4/4/2009	H	W	9 3
4/14/2010	A	L	5 12
5/15/2010	A	W (11)	3 2
5/16/2010	A	W	4 1

VIRGINIA

Notre Dame trails 2-3			
3/22/1991	A	L	6 12
3/24/1991	A	W	12 0
3/24/1991	A	L	2 5
5/23/1996	N	W	12 1
5/25/1996	N	L	1 7

VIRGINIA TECH

Notre Dame leads 7-6			
4/12/1955	A	W	8 5
3/25/2001	A	L	2 3
3/25/2001	A	L	8 9
5/17/2001	N	L	3 4
5/18/2001	N	L	2 5
4/12/2002	H	W (11)	2 1
4/12/2002	H	W	4 2
5/24/2002	N	W	8 4
5/16/2003	A	W (7)	12 4
5/16/2003	A	L	5 11
5/21/2004	H	W	9 0
5/22/2004	H	L	10 11
5/23/2004	H	W	2 1

WABASH

5/5/1910	H	W	4	1
5/6/1910	H	W	15	9
5/26/1910	H	W	9	4
5/27/1910	H	W	8	3
5/13/1911	H	L	7	11
5/25/1911	A	L	2	7
5/26/1911	A	W	6	4
5/6/1912	A	W	12	0
5/7/1912	A	L	3	2
6/6/1912	A	L	6	5
5/28/1913	H	W	3	0
5/28/1913	H	W	8	0
5/26/1914	H	W	4	3
5/29/1914	H	W	12	3
4/24/1915	H	W	13	1
5/10/1916	H	W	13	7
5/5/1919	A	W	13	0
4/22/1920	A	W	18	2
4/20/1923	A	L	0	2
5/2/1924	H	L	6	10
5/11/1925	H	W	10	2
4/22/1928	A	W	7	1
5/8/1928	H	W	11	2
4/19/1929	H	W	5	0
4/26/1958	A	W	6	3
4/26/1958	A	W	8	0

All-Time Series Records

WESTERN KENTUCKY

Notre Dame leads 1-0

4/1/1926	A	W	5	2
----------	---	---	---	---

WESTERN MICHIGAN

Notre Dame leads 67-64-1

4/16/1914	H	W	6	1
5/6/1916	H	W	6	0
5/2/1917	H	W	9	3
4/27/1922	H	W	6	2
4/23/1924	A	W	10	1
6/7/1924	A	H	1	2
4/28/1925	A	W	5	4
6/5/1925	A	L	2	3
4/1/1926	H	W	5	4
4/24/1928	H	W	13	11
4/24/1929	H	W	4	1
5/4/1932	H	L	1	4
5/30/1932	A	W	2	1
4/17/1934	H	L	7	14
5/10/1934	H	L	2	4
4/18/1935	H	W	6	5
5/11/1935	H	W	7	4
5/13/1936	H	W	9	8
5/23/1936	A	W	4	1
5/8/1937	H	W	4	3
5/19/1937	A	W	6	1
4/14/1938	A	W	8	0
5/5/1938	H	W	9	8
4/22/1939	A	W	5	0
5/5/1939	A	W	10	5
4/20/1940	H	L	6	9
4/25/1940	A	W	2	1
4/23/1941	A	L	2	11
4/26/1941	H	L	3	6
5/2/1942	A	L	7	12
5/9/1942	H	W	2	0
4/23/1943	A	L	2	4
5/1/1943	H	W	4	2
5/12/1944	H	L	5	8
5/13/1944	H	W	3	1
5/27/1944	A	W	2	1
5/27/1944	A	W	4	2
5/4/1945	A	W	26	10
5/5/1945	A	T	2	2
5/18/1945	H	L	6	13
5/19/1945	H	W	3	0
5/3/1947	A	W	6	5
5/30/1947	H	L	3	7
5/31/1947	H	W	6	5
6/4/1948	H	W	13	0
6/5/1948	H	W	4	3
5/10/1949	A	W	3	2
6/4/1949	H	W	7	4
6/13/1949	N	W	9	1
4/22/1950	A	L	1	8
6/3/1950	H	W	8	7
6/1/1951	A	L	4	11
6/2/1951	H	L	5	9
6/6/1952	A	L	0	4
5/15/1952	H	L	8	10
5/16/1953	A	L	3	5
6/2/1953	A	W	10	9
5/1/1954	A	W	7	4
6/2/1954	H	L	2	3
5/21/1955	A	W	2	0
6/4/1955	H	L	10	15
4/4/1956	A	W	7	2
5/22/1956	H	L	3	4
5/29/1957	A	W	4	2
6/2/1957	H	L	2	4
5/23/1958	A	L	1	2
5/30/1958	A	L	4	5
5/31/1958	H	L	2	5
5/16/1959	A	L	0	3
5/30/1959	H	L	0	2
5/30/1959	H	L	6	9
5/6/1960	H	W	12	2
4/29/1961	H	L	4	7
4/21/1962	A	L	8	10
5/24/1963	H	L	2	5
5/25/1963	A	L	4	5
5/30/1963	N	L	1	2
5/21/1965	H	L	5	6
5/22/1965	A	W	2	0
5/14/1966	A	L	5	10
5/23/1966	H	L	3	6
5/5/1967	H	L	1	8
5/3/1968	H	W	6	4
4/4/1968	A	L	0	6
5/25/1969	H	W	5	2

4/26/1969	A	L	(11)	6	7
4/17/1970	A	L	4	5	
4/18/1970	H	W	1	0	
4/8/1971	H	L	7	10	
4/10/1971	A	L	2	3	
4/25/1973	H	L	2	4	
4/25/1973	H	W	3	2	
5/3/1974	A	W	3		
5/3/1974	A	W	15	10	
4/19/1976	A	L	1	4	
4/19/1976	A	L	1	2	
5/2/1977	H	W	4	0	
5/2/1977	H	L	4	9	
4/12/1978	A	L	4	7	
4/12/1978	A	L	1	2	
5/4/1979	H	W	5	4	
5/4/1979	H	L	1	11	
4/22/1980	A	L	8	9	
4/22/1980	A	L	12	16	
4/28/1982	A	L	1	5	
4/28/1982	A	L	2	3	
5/2/1983	H	L	4	17	
5/2/1983	H	W	11	7	
5/2/1984	A	L	2	4	
5/2/1984	A	W	4	1	
5/1/1985	H	W	7	1	
5/1/1985	A	W	2	1	
4/30/1986	A	L	7	8	
4/30/1986	A	L	4	5	
4/27/1987	H	L	5	7	
4/19/1988	A	L	10	28	
5/13/1991	H	L	5	8	
4/5/1992	H	W	9	1	
3/26/1997	H	W	16	6	
4/1/1998	H	W	8	1	
3/23/1999	H	W	12	8	
4/25/2000	N	L	7	11	
5/2/2001	H	L	6	7	
4/9/2002	H	W	5	4	
4/9/2003	H	W	7	1	
3/31/2004	H	W	12	3	
3/29/2005	H	W	9	5	
3/29/2006	H	W	2	0	
3/21/2007	H	W	17	9	
5/12/2008	A	L	4	6	
5/11/2009	H	W	5	3	
4/6/2011	H	W	6	2	

WICHITA STATE

Series is tied 1-1

3/13/1993	A	L	11	14
3/14/1993	A	W	8	6

WILLIAMS

Notre Dame leads 1-0

5/16/1908	A	W	8	1
-----------	---	---	---	---

WINONA

Notre Dame leads 1-0

4/15/1908	H	W	19	0
-----------	---	---	----	---

WINTHROP

Notre Dame trails 1-2

2/27/2004	N	W	19	6
3/4/2011	A	L	2	4
3/5/2011	A	L	2	7

WISCONSIN

Notre Dame leads 61-56-3

5/21/1895	H	W	5	4
5/22/1896	H	L	6	9
6/4/1897	H	W	13	0
5/20/1898	H	L	0	5
5/15/1900	H	W	14	2
5/21/1900	H	W	15	6
5/22/1901	H	L	6	16
6/4/1901	H	L	4	11
4/24/1902	H	L	5	6
4/29/1904	H	W	4	3
5/11/1904	A	W	6	0
5/18/1905	H	L	2	3
4/26/1907	H	W	7	4
4/7/1914	H	W	7	2
4/5/1915	H	W	3	2
4/12/1916	H	L	0	3
4/13/1916	H	L	2	3
5/12/1916	H	W	6	0
4/7/1917	H	W	7	2
4/22/1918	H	W	6	1
4/27/1918	A	W	15	2
4/19/1919	H	W	4	3
6/4/1919	A	L	2	5
4/7/1920	H	W	2	1
4/7/1920	H	L	0	2

4/15/1921	H	T	3	3
6/4/1921	A	L	2	6
4/24/1922	H	L	1	9
5/1/1922	A	L	4	10
3/30/1923	H	W	16	2
5/26/1924	H	W	9	3
6/3/1924	A	L	2	9
5/8/1926	A	L	3	5
5/31/1926	H	W	5	0
4/26/1927	A	W	6	3
5/31/1927	H	W	6	5
5/1/1929	A	L	3	4
5/2/1930	A	W	5	3
5/30/1930	H	L	3	4
4/16/1931	H	W	8	7
5/13/1931	H	L	1	2
4/15/1932	H	L	3	10
5/24/1932	A	L	4	5
5/29/1933	H	L	4	7
5/30/1933	H	W	8	6
5/2/1934	H	L	4	6
6/1/1934	H	W	5	4
5/14/1935	A	L	6	7
5/31/1935	H	L	2	7
5/6/1936	A	L	2	5
5/29/1936	H	W	13	8
5/5/1937	A	W	10	9
5/29/1937	H	L	0	9
6/3/1938	H	W	4	3
6/4/1938	H	W	5	3
5/12/1939	A	L	1	7
5/13/1939	A	W	1	0
5/24/1940	H	L	4	9
5/25/1940	H	W	4	0
4/21/1944	A	W	2	1
4/22/1944	A	W	8	1
5/27/1946	A	W	6	4
5/28/1946	A	L	6	7
4/18/1947	H	W	9	1
5/7/1948	A	L	1	3
5/8/1948	A	L	1	2
4/20/1949	H	W	11	7
4/21/1949	H	W	7	6
5/10/1950	A	W	10	5
5/11/1950	A	W	14	5
5/25/1951	H	W	8	7
5/12/1952	A	L	1	3
5/13/1952	A	W	13	5
4/20/1953	H	L	4	6
4/22/1953	H	W	8	4
5/10/1955	A	L	4	6
4/3/1956	N	L	2	9
4/5/1956	N	L	3	5
5/6/1957	H	W	4	1
5/7/1957	H	L	9	14
4/5/1958	N	W	11	8
5/12/1958	A	W	5	4
5/13/1958	A	L	3	5
4/18/1959	H	W	8	2
4/18/1959	H	W	7	5
5/10/1960	A	L	1	3
5/8/1961	H	W	4	2
5/8/1962	A	L	2	3
4/19/1965	H	W	(10)	11
4/20/1965	H	L	4	10
4/25/1966	A	L	0	4
4/7/1973	A	L	0	2
4/8/1973	A	W	7	0
4/17/1974	H	L	3	6
4/17/1974	H	L	6	7
3/20/1978	N	W	4	1
3/20/1978	N	W	12	6
3/23/1978	N	T	4	4
4/5/1980	H	W	16	7
4/5/1980	H	W	8	4
5/2/1981	A	W	3	1
5/2/1981	A	L	1	6
4/14/1982	H	W	4	1
4/14/1982	H	W	10	3
4/7/1984	H	W	7	6
4/7/1984	H	W	7	4
4/6/1985	H	L	6	7
4/6/1985	H	W	7	1
4/7/1985	H	L	5	6
4/7/1985	H	T	15	15
3/27/1986	N	L	9	11
4/5/1986	H	L	6	9
4/5/1986	H	L	7	9
4/6/1986	H	W	8	7
4/6/1986	H	W	7	6

4/4/1987	H	L	0	7
4/4/1987	H	L	0	7
4/5/1987	H	L	1	3
4/5/1987	H	L	1	5
3/25/1988	H	L	2	9

WISCONSIN-MILWAUKEE

Notre Dame leads 10-3

4/15/1994	H	W	12	3
4/15/1994	H	W	14	8
4/7/1995	H	L	6	10
4/8/1995	H	W	7	6
4/8/1995	H	W	10	1
4/8/1996	H	W	8	6
4/3/1997	H	W	(7)	12
4/3/1997	H	L	(7)	1
4/13/1998	H	W	4	1
3/30/1999	H	W	7	6
3/29/2000	H	L	3	14
5/26/2001	H	W	12	4
5/26/2008	H	W	14	3

WRIGHT STATE

Series is tied 3-3

5/1/1982	H	W	5	2
----------	---	---	---	---

Year-by-Year Results



1892 – RECORD: 1-0

4/21 Michigan W 6-4

1894 – RECORD: 1-2

5/5 Albion W 3-2
5/22 Purdue L 2-3
6/20 Minnesota L 1-3

1895 – RECORD: 3-2

4/22 Michigan L 0-13
5/2 Rush Medical L 8-9
5/9 Illinois W 8-7
5/21 Wisconsin W 5-4
5/30 Purdue W 11-6

1896 – RECORD: 2-3

5/7 Northwestern L 6-15
5/15 Rush Medical W 13-12
5/22 Wisconsin L 6-9
5/26 Illinois L 7-12
5/30 St. Ignatius W 9-6



Frank E. Hering
1897-99
Three seasons
17-7-0 (.708)

1897 – RECORD: 4-2

4/21 Michigan W 18-3
5/3 Northwestern W 11-8
5/15 Chicago L 2-10
5/17 Nebraska W 6-5
5/27 Illinois L 8-9
6/4 Wisconsin W 13-0

1898 – RECORD: 6-2

4/18 Michigan W 4-2
4/29 Northwestern W 12-1
5/14 DePauw W 5-2
5/20 Wisconsin L 0-5
5/26 Indiana W 10-1
5/30 St. Viator W 8-6
5/31 Chicago W 12-9
6/9 Michigan L 2-15

1899 – RECORD: 7-3

4/22 Michigan L 3-5
5/4 at Purdue W 10-5
5/5 at DePauw W 14-11
5/11 Illinois W 15-0
5/20 at Chicago W 7-2
5/22 Nebraska W 16-8
5/26 Oberlin L 0-4
6/8 at Kalamazoo W 9-8
6/9 at Albion W 18-2
6/10 at Michigan L 1-7



The early teams of Notre Dame baseball were known as a spirited and colorful bunch who quickly brought acclaim to the program, posting a combined 230-73-1 record during the first 20 varsity seasons. Pictured at left is the official 1889 team that competed prior to the founding of a varsity program in 1892.

1900 – RECORD: 15-2

4/21 Michigan W 8-0
4/27 Purdue L 7-10
5/1 Indiana W 14-3
5/2 DePauw W 9-1
5/3 Purdue W 8-6
5/7 Northwestern W 14-6
5/12 Nebraska W 12-5
5/15 Wisconsin W 14-2
5/17 Beloit L 1-2
5/18 Lake Forest W 20-5
5/18 Chicago W 7-2
5/21 Wisconsin W 15-6
5/25 Indiana W 34-7
5/29 Oberlin W 5-1
6/7 Minnesota W 7-3
6/8 Kalamazoo W 5-4
6/9 Michigan W 7-1

1901 – RECORD: 11-8

4/19 Purdue W 7-6
4/24 Minnesota W 7-6
4/26 Upper Iowa W 23-6
5/1 Indiana W 14-3
5/2 DePauw W 14-3
5/3 Purdue W 25-14
5/4 Chicago W 11-3
5/6 Illinois L 2-5
5/8 Nebraska W 16-10
5/11 Beloit L 2-7
5/13 Illinois W 10-7
5/14 Northwestern W 13-4
5/16 Indiana L 4-7
5/20 Minnesota L 5-10
5/21 Minnesota L 4-5
5/22 Wisconsin L 6-16
5/23 Beloit L 1-9
5/24 Northwestern W 5-2
6/4 Wisconsin L 4-11

1902 – RECORD: 16-4-1

4/21 Kalamazoo W 9-5
4/24 Wisconsin L 5-6
4/25 Wabash W 19-4
4/29 at Indiana W 15-2
4/30 at DePauw W 2-1
5/1 at Wabash W 14-7
5/2 at Purdue W 8-5
5/7 Indiana W 7-4
5/8 Albion W 21-7
5/9 Nebraska W 2-0
5/13 West Virginia W 9-5
5/15 Ohio State W 7-0
5/17 Knox W 6-5
5/19 at Minnesota W 9-5

5/20 at Minnesota L 5-9
5/22 at Beloit L 0-2
5/23 at Monmouth W 12-1
5/24 at Knox L 5-6
5/26 DePauw W 10-6
6/5 at Minnesota W 22-2
6/7 Purdue T 2-2



Robert Lynch
1903
One season
17-5 (.773)

1903 – RECORD: 17-5

4/22 Kalamazoo W 13-9
4/23 Hillsdale W 24-0
4/28 DePauw W 4-7
4/29 Indiana W 7-1
4/30 Illinois L 5-8
5/1 Lawrence W 7-4
5/2 Beloit W 12-6
5/6 DePauw W 10-1
5/8 Nebraska W 13-2
5/12 Ohio Wesleyan W 11-0
5/13 Kentucky W 4-3
5/16 Purdue W 8-1
5/19 Northwestern L 8-9
5/22 Indiana W 7-2
5/26 Denison W 12-5
5/28 Beloit W 3-2
5/30 Kalamazoo L 0-2
6/1 Illinois L 2-4
6/3 Denison W 7-4
6/4 Ohio Wesleyan L 2-5
6/5 Ohio State W 2-1
6/6 Purdue W 2-1

1904 – RECORD: 12-5

4/29 Wisconsin W 4-3
5/2 Illinois L 1-2
5/3 Nebraska L 4-5
5/7 Wabash W 18-7
5/10 at Beloit L 1-4
5/11 at Wisconsin W 6-0
5/12 Minnesota W 13-3
5/14 Northwestern W 9-1
5/21 Minnesota W 18-1
5/25 Indiana W 2-1
5/26 Purdue W 11-2
5/31 Wabash W 6-2
6/1 at DePauw W 12-5
6/2 at Indiana W 5-2
6/3 at Purdue W 13-4
6/4 at Illinois L 0-1
6/7 Beloit L 0-1

1905 – RECORD: 6-9

4/22 Kalamazoo W 13-9
4/29 Ohio State L 1-6
5/2 at Beloit L 0-2
5/3 at Northwestern L 6-8
5/4 at Northwestern L 1-2
5/5 St. Viator W 2-1
5/9 Albion L 2-9
5/12 Purdue L 2-9
5/16 Denison W 6-1
5/18 Wisconsin L 2-3
5/20 Wabash W 6-3
5/24 Northwestern W 8-3
5/31 Wabash L 2-5
6/1 Indiana W 4-2
6/2 at Purdue L 1-3



Harry Arndt
1906
One season
20-5 (.800)

1906 – RECORD: 20-5

4/21 Kalamazoo W 18-0
4/23 Hillsdale W 17-0
4/26 Illinois L 9-12
4/28 DePauw W 4-2
5/2 at Beloit W 6-5
5/3 at Minnesota W 9-0
5/4 at Minnesota L 4-7
5/5 vs. N'western (@W'town) W 16-0
5/7 Rose Polytechnic W 14-6
5/10 Purdue W 4-2
5/11 Nebraska W 8-3
5/12 vs. Beloit (@So. Bend) W 11-5
5/14 at Indiana W 10-2
5/15 at DePauw W 17-2
5/16 at Wabash W 5-1
5/17 at Purdue L 4-8
5/18 at Illinois L 1-12
5/21 Albion W 6-1
5/25 Indiana W 16-2
5/26 Wabash W 5-4
5/30 vs. Minnesota (@S.B.) L 5-8
5/31 Minnesota W 3-0
6/4 St. Viator W 2-1
6/6 Ohio Wesleyan W 4-2
6/7 Ohio Wesleyan W 7-1



Lou Criger
1907

One season
21-2 (.913)

1907 – RECORD: 21-2

4/20 Hillsdale W 11-3
4/24 Illinois W 6-4
4/26 Wisconsin W 7-4
4/27 Knox W 3-1
4/30 at Knox W 9-4
5/1 at Monmouth W 2-0
5/2 St. Thomas W 7-1
5/4 at Minnesota W 5-0
5/7 Michigan Agriculture W 1-0
5/8 Albion W 6-4
5/9 Indiana W 6-0
5/14 Nebraska W 4-0
5/15 Oberlin W 5-0
5/16 at Indiana W 3-1
5/17 at Wabash W 6-0
5/18 at Purdue W 6-2
5/21 Michigan W 5-4
5/23 Illinois L 0-1
5/25 vs. Purdue (@So. Bend) W 4-3
5/28 St. Viator W 6-0
5/30 vs. Minnesota (@S.B.) L 1-2
5/30 vs. Wabash (@S.B.) W 6-1
5/31 Beloit W 6-0

Note: The Notre Dame baseball team did not have a coach for several seasons in the early days of the program (1892-96, 1900-02 and 1904-05). Coaches served in only a preseason capacity until 1908, when Harry Curtis became the program's first bench coach.

Year-by-Year Results



Harry Curtis

1908-09
Two seasons
33-6 (.846)

1908 - RECORD: 20-1


4/15	Winona	W	19-0
4/18	Albion	W	18-0
4/21	Kalamazoo	W	19-0
4/23	Beloit	W	3-2
4/25	Michigan Agriculture	W	4-2
4/30	at Wabash	W	5-2
5/1	at Indiana	W	1-0
5/2	at Indiana	W	13-3
5/6	Knox	W	22-3
5/9	Rose Polytechnic	W	5-0
5/15	at Syracuse	W	2-1
5/16	at Williams	W	8-1
5/18	at Dartmouth	W	8-3
5/19	at Vermont	L	3-6
5/20	at Boston College	W	9-0
5/21	at Fordham	W	2-0
5/23	at Georgetown	W	11-2
5/27	Indiana	W	5-4
5/29	Wabash	W	2-0
6/4	Wabash	W	18-2
6/13	Wabash	W	8-2

1909 - RECORD: 13-5

4/14	Albion	W	6-4
4/17	Kalamazoo	W	22-1
4/19	Michigan	W	11-2
4/24	St. Viator	W	4-0
4/28	Beloit	W	7-3
5/3	at Wabash	W	4-0
5/5	Olivet	W	8-2
5/7	Wabash	W	4-0
5/8	Michigan	L	5-12
5/12	Hillsdale	W	13-0
5/17	Rose Polytechnic	W	8-0
5/20	Minnesota	W	12-6
5/21	Penn State	W	9-0
5/28	at Minnesota	L	2-3
5/29	at Minnesota	L	1-2
5/30	at Beloit	L	2-4
6/1	Marquette	W	13-0
6/5	Michigan	L	2-4
6/10	Cuban Stars (exhibition)	L	5-6



First baseman Bert Daniels (1908-09) was one of several players from Notre Dame's 1908 team who went on to make a name for himself in professional baseball (the 1908 squad posted a 20-1 season record and outscored its opponents 185-33).



Frank "Dreams" Scanlan (far left; 19-3, 1907-09) and Jean Dubuc (near left; 13-2, 1907-08) remain one of the great pitching tandems in Notre Dame history.

Ed Smith

1910, 1912
Two seasons
38-8 (.826)

1910 - RECORD: 19-3

4/14	Kalamazoo	W	13-3
4/18	Michigan	W	4-0
4/21	Michigan Agriculture	W	3-1
4/28	Arkansas	W	6-4
4/29	Arkansas	L	1-5
5/4	Marquette	W	11-0
5/5	Wabash	W	4-1
5/6	Wabash	W	15-9
5/7	Beloit	W	3-0
5/10	Olivet	W	16-1
5/14	Rose Polytechnic	W	4-0
5/16	St. Viator	W	6-4
5/17	Armour Institute	W	19-4
5/19	Beloit	W	3-1
5/20	St. Joseph's (IN)	W	2-0
5/21	Armour Institute	W	4-3
5/26	Wabash	W	9-4
5/27	Wabash	W	8-3
6/1	West Virginia	W	6-1
6/7	Butler	W	17-1
6/10	Michigan Agriculture	L	3-6
6/11	Michigan	L	2-3

Albert Kelly
1911

One season
17-5 (.773)

1911 - RECORD: 17-5

4/10	Olivet	W	7-6
4/15	Albion	W	28-4
4/20	DePaul	W	12-0
4/26	Arkansas	L	2-3
4/27	Arkansas	L	2-4
4/29	Armour	W	10-5
5/2	at Loyola (IL)	W	15-1
5/3	at St. Viator	W	12-4
5/4	at DePaul	W	9-5
5/6	at Sacred Heart	W	10-1
5/8	at St. Joseph's (IN)	W	17-1
5/9	at Beloit	W	10-1
5/10	Wabash	W	8-3
5/13	Wabash	L	7-11
5/17	DePaul	W	8-1
5/18	Cathedral College	W	8-4
5/25	at Wabash	L	2-8
5/26	at Wabash	W	6-4
5/27	Beloit	W	6-3
5/31	St. Viator	L	5-10
6/1	St. Viator	W	9-1
6/6	Keio (Japan)	W	9-5

1912 - RECORD: 19-5

4/9	Olivet	W	8-0
4/23	Kentucky	W	15-2
4/24	Arkansas	W	11-2
4/25	Arkansas	L	5-6
4/26	Arkansas	W	10-9
4/29	Rose Polytechnic	W	9-0
5/4	DePaul	W	9-3
5/6	at Wabash	W	12-0
5/7	at Wabash	L	3-5
5/9	at West Virginia	L	1-7
5/10	at West Virginia	W	4-2
5/11	at Penn State	W	6-1
5/13	at Mt. St. Mary's	W	6-5
5/16	at Catholic University	L	2-8
5/17	at Seton Hall	W	4-3
5/18	at Brown	L	0-13
5/20	at Dearfield Academy	W	8-6
5/21	at Tufts	W	3-2
5/22	at Vermont	W	4-1
5/31	St. Viator	W	2-1
6/1	Beloit	W	8-1
6/6	at Wabash	W	6-2
6/8	Earlham	W	11-7
6/13	Loyola (IL)	W	14-2

Fred Williams

1913
One season
14-3 (.824)

1913 - RECORD: 14-3

4/12	Olivet	W	9-1
4/19	Earlham	W	24-1
4/24	Arkansas	W	17-3
4/26	Arkansas	W	11-0
5/9	Washington & Jefferson	W	9-1
5/13	Chinese University	W	5-1
5/18	Beloit	W	2-1
5/20	at Penn State	W	5-3
5/21	at Navy	L	1-7
5/22	at Catholic University	W	9-5
5/23	at Fordham	W	6-3
5/24	at Army	L	0-3
5/26	at Colgate	W	3-0
5/28	Wabash	W	3-0
5/28	Wabash	W	8-0
6/1	Lake Forest	L	5-7
6/7	St. Viator	W	16-0

Jesse Harper

1914-18
Five seasons
61-28 (.685)

1914 - RECORD: 17-5

4/7	Wisconsin	W	7-2
4/11	Olivet	W	14-2
4/13	Michigan	L	1-5
4/16	Western State	W	6-1
4/18	Armour Institute	W	5-1

4/23	Bethany	W	8-3
4/25	Ohio Wesleyan	W	12-0
5/2	Michigan Agriculture	W	6-4
5/11	at West Virginia	W	12-3
5/12	at Georgetown	L	1-4
5/13	at Army	W	9-3
5/14	at Princeton	L	1-4
5/15	at Catholic University	W	13-4
5/16	at Navy	W	4-2
5/20	St. Viator	W	6-4
5/23	Beloit	L	10-13
5/26	Wabash	W	4-3
5/26	Lake Forest	W	11-0
5/29	Wabash	W	12-3
5/30	at Mich. Agriculture	W	12-4
6/5	at Michigan	W	9-3
6/6	at Michigan	L	0-3

1915 - RECORD: 14-6

4/5	Wisconsin	W	3-2
4/14	Armour Institute	W	14-2
4/17	Lake Forest	W	13-1
4/19	Michigan	L	3-4
4/22	Bethany	W	7-3
4/24	Wabash	W	13-1
4/28	St. Viator	W	19-1
5/1	Michigan Agriculture	W	3-2
5/4	Beloit	W	15-6
5/6	Chinese University	W	3-2
5/10	Cornell	W	5-2
5/11	Colgate	W	10-1
5/12	Fordham	L	5-6
5/13	Princeton	L	5-6
5/15	Navy	L	2-5
5/22	St. Thomas	W	11-2
5/24	at St. Ignatius	W	10-1
6/3	Michigan Agriculture	W	6-2
6/4	Michigan	L	2-4
6/5	Michigan	L	1-4

1916 - RECORD: 11-8

4/12	Wisconsin	L	0-1
4/13	Wisconsin	L	2-3
4/14	Illinois	L	2-7
4/15	Illinois	L	0-6
4/17	Michigan	W	14-6
4/20	Marshall	L	6-8
4/25	Armour Institute	W	11-1
4/29	Michigan Agriculture	W	2-0
5/2	Purdue	W	1-0
5/6	Western State	W	6-0
5/10	Wabash	W	13-7
5/12	Wisconsin	W	6-0
5/16	Lake Forest	W	17-1
5/18	St. Viator	W	17-2
5/24	Niagara	W	1-0
5/25	Purdue	W	4-0
6/1	Michigan Agriculture	L	2-5
6/2	Michigan	L	1-2
6/3	Michigan	L	4-6

1917 - RECORD: 10-4

4/10	St. Viator	W	10-1
4/13	at Illinois	L	1-5
4/14	at Illinois	L	6-9
4/17	Wisconsin	W	7-2
4/24	Marshall	W	5-2
5/2	Western State	W	9-3
5/5	Purdue	W	9-5
5/12	Michigan Agriculture	W	12-0
5/16	Niagara	L	4-6
5/17	Niagara	W	5-2
5/20	St. Viator	W	9-0
5/28	St. Ignatius	W	8-1
5/31	at Michigan Agriculture	L	0-5
6/1	at Mich. Agriculture	W	4-2



Three-sport athlete Paul Castner tossed a 4-0 no-hitter at Purdue on May 17, 1922 (he also excelled in football and hockey).

1918 - RECORD: 9-5

4/20	at Rose Polytechnic	W	3-2
4/22	Wisconsin	W	6-1
4/27	at Wisconsin	W	15-2
5/3	Indiana	W	9-2
5/4	at Mich. Agriculture	W	11-8
5/8	at Purdue	W	7-5
5/11	Michigan Agriculture	L	0-4
5/14	Valparaiso	W	4-2
5/17	Iowa	L	1-2
5/21	St. Ambrose	L	2-3
5/22	Iowa	W	4-3
5/25	Purdue	W	8-1
5/31	at Michigan	L	0-14
6/1	at Michigan	L	1-5



Gus Dorais

1919-20
Two seasons
21-10-1 (.672)

1919 - RECORD: 10-4-1

4/19	Wisconsin	W	4-3
4/26	Indiana	W	6-5
4/30	Michigan Agriculture	L	1-2
5/2	at Illinois	L	3-5
5/3	at Illinois	L	5-9
5/5	at Wabash	W	13-0
5/6	at Purdue	W	16-6
5/10	at Indiana	W	2-1
5/16	at Iowa State	T	5-5
5/17	at Iowa	W	4-3
5/23	Iowa	W	8-0
5/24	Purdue	W	13-1
5/27	at Mich. Agriculture	W	12-3
5/28	at Michigan	W	3-2
6/4	at Wisconsin	L	2-5

1920 - RECORD: 11-6

4/7	Wisconsin	W	2-1
4/7	Wisconsin	L	0-2
4/22	at Wabash	W	18-2
4/23	at Illinois	L	4-7
4/24	at Illinois	L	3-8
4/29	Kalamazoo	W	3-2
5/4	at Purdue	L	4-8
5/8	Michigan Agriculture	W	11-10
5/15	Valparaiso	W	2-0
5/21	Iowa	W	9-8

5/22	Indiana	W	4-3
5/25	at Mich. Agriculture	W	12-11
5/26	at Michigan	L	1-5
5/28	at Valparaiso	W	2-1
5/29	Iowa	W	3-2
6/1	at Indiana (forfeit)	L	0-9
6/16	Purdue	W	12-11



Walter Halas

1921-23
Three seasons
46-21-1 (.684)

1921 - RECORD: 11-7-1

4/15	Wisconsin	T	3-3
4/19	at Purdue	W	4-1
4/20	Kalamazoo	W	4-3
4/28	DePauw	W	2-0
4/30	Michigan	L	7-8
5/2	at Illinois	L	2-5
5/3	at Illinois	L	1-3
5/6	at Iowa	W	4-2
5/7	at St. Viator	L	0-7
5/8	at Indiana	W	4-1
5/14	Northwestern	L	14-15
5/18	at Michigan	L	3-6
5/19	at Mich. Agriculture	W	7-4
5/21	Purdue	W	8-1
5/25	at Northwestern	W	7-0
5/26	Michigan Agriculture	W	8-4
5/30	Indiana	W	15-5
6/3	at Beloit	W	14-3
6/4	at Wisconsin	L	2-6

1922 - RECORD: 19-4

4/16	at St. Mary's (KY)	W	7-1
4/17	at St. Mary's (KY)	W	5-3
4/18	at Louisville	W	13-4
4/19	at Georgetown (KY)	W	12-0
4/20	at Transylvania	W	12-7
4/21	at St. Xavier	W	4-1
4/22	at Dayton	W	10-0
4/24	Wisconsin	L	1-9
4/27	Western State	W	6-2
4/29	Michigan Agriculture	W	12-6
5/1	at Wisconsin	L	4-10
5/2	at Beloit	W	16-7
5/5	at Michigan	L	3-6
5/6	at Mich. Agriculture	W	3-1
5/10	Purdue	W	2-1
5/13	Kalamazoo	W	5-3
5/15	Northwestern	W	26-4
5/17	at Purdue	W	4-0
5/19	at Illinois	L	3-11
5/25	Beloit	W	5-2
5/27	St. Viator	W	5-0
5/30	Michigan	W	5-0
6/3	at Northwestern	W	5-4

1923 - RECORD: 16-10

3/31	at St. Mary's (KY)	W	4-1
4/1	at St. Mary's (KY)	W	8-6
4/2	at Vanderbilt	W	3-1
4/3	at Vanderbilt	L	1-10
4/5	at Carson-Newman	L	1-4
4/6	at Kentucky	L	2-4
4/7	at St. Xavier	W	6-4
4/9	at Purdue	W	3-0
4/14	Kalamazoo	W	13-4
4/18	Michigan Agriculture	W	16-9
4/20	at Wabash	L	0-2
4/21	at Illinois	L	4-10
4/26	Northwestern	W	12-2
4/28	Indiana	W	7-3

4/30	Wisconsin	W	16-2
5/4	at Michigan Agriculture	L	5-6
5/5	at Michigan	L	10-11
5/8	Iowa	W	1-0
5/14	Beloit	W	6-0
5/18	at Illinois	L	0-3
5/19	at Northwestern	L	0-4
5/25	at Knox	W	8-0
5/26	at Iowa	W	3-2
5/29	Purdue	W	6-0
5/30	Michigan	L	4-12
6/9	Illinois	W	4-2



George Keogan

1924-26, 1930-1933
Seven seasons
68-57-2 (.543)

1924 - RECORD: 16-7

4/12	at Georgia Tech	W	4-3
4/14	at Tennessee	L	2-7
4/16	at Transylvania	W	13-1
4/18	at Kentucky Wesleyan	W	3-2
4/19	at St. Xavier	W	4-0
4/23	Western State	W	10-1
4/26	Loyola (IL)	W	5-1
4/30	Michigan	W	6-2
5/2	Wabash	L	6-10
5/6	Indiana	W	8-0
5/9	at Indiana	W	12-1
5/12	Northwestern	W	9-4
5/16	at Illinois	W	7-0
5/17	at St. Viator	L	6-11
5/20	Iowa	L	2-3
5/21	Minnesota	W	11-5
5/24	at Iowa	W	9-6
5/26	Wisconsin	W	9-3
5/30	at Michigan	L	6-9
6/3	at Wisconsin	L	2-9
6/6	at Mich. Agriculture	W	4-3
6/7	at Western State	L	1-2
6/14	Michigan Agriculture	W	8-2

1925 - RECORD: 11-13

4/11	at Georgia Tech	L	1-6
4/12	at Camp Benning	W	2-3
4/13	at Furman	W	10-3
4/14	at Furman	L	10-14
4/15	at Georgia	W	15-0
4/16	at Georgia	L	1-2
4/17	at Mercer	L	3-13
4/18	at Mercer	L	9-13
4/25	Luther	W	19-0
4/28	Western State	W	5-4
5/1	at Iowa	W	5-2
5/2	at Lombard	W	13-0
5/5	at Purdue	L	3-5
5/6	at Wabash	W	2-1
5/11	Wabash	W	10-6
5/15	at Illinois	L	1-12
5/20	Ozeka-Mainich	L	1-2
5/23	Michigan Agriculture	W	11-7
5/27	St. Viator	L	2-12
5/30	Bradley	W	17-13
6/1	Minnesota	L	2-3
6/5	at Western State	L	2-3
6/6	at Michigan Agriculture	L	4-5
6/13	Iowa	W	4-1

1926 - RECORD: 13-13

4/1	at Western Kentucky	W	5-2
4/2	at Georgia Tech	L	0-8
4/3	at Georgia Tech	L	4-12
4/5	Georgia (@Atlanta)	L	6-7
4/6	Georgia (@Atlanta)	W	5-2
4/7	at Mercer	L	0-3
4/8	at Mercer	W	14-9
4/9	at Fort Benning	L	5-7
4/10	at Fort Benning	L	1-2
4/14	Bradley	L	4-6
4/17	Hope College	W	16-1
4/21	Western State	W	5-4
4/28	Northwestern	W	2-0
5/5	Purdue	L	5-8
5/8	at Wisconsin	L	3-5
5/14	at Illinois	L	4-7
5/15	Iowa	W	5-1
5/21	at Iowa State	W	7-0
5/22	at Iowa	L	2-3
5/24	Georgia	W	4-2
5/25	Georgia	L	2-3
5/28	at Northwestern	W	4-0
5/31	Wisconsin	W	5-0
6/2	St. Viator	W	9-4
6/5	at Michigan State	L	2-5
6/12	Michigan State	W	6-0



Tommy Mills

1927-29
Three seasons
57-20-1 (.737)

1927 - RECORD: 15-6

4/14	at Fort Benning	W	10-4
4/15	at Fort Benning	W	9-5
4/16	at Fort Benning	L	3-4
4/18	at Mercer	W	7-3
4/19	at Mercer	W	6-3
4/20	at Georgia	W	4-0
4/21	at Georgia	L	2-4
4/22	at Tennessee	W	13-1
4/23	at Kentucky	W	3-2
4/26	at Wisconsin	W	6-3
4/30	West Virginia	W	10-9
4/30	West Virginia	W	8-6
5/4	at Illinois	W	3-0
5/7	Michigan State	L	1-4
5/11	Bradley	W	4-3
5/19	at Iowa	L	4-8
5/21	at Minnesota	W	4-1
5/25	at Michigan State	W	5-0
5/27	Iowa	L	0-2
5/31	Wisconsin	W	6-5
6/4	St. Viator	L	6-9



A 1926 Notre Dame baseball promotional poster

Year-by-Year Results

1928 – RECORD: 23-8

4/3	at Fort Benning	W	2-1
4/4	at Fort Benning	L	2-3
4/5	at Fort Benning	W	3-2
4/7	at Louisiana State	W	5-3
4/11	at Spring Hill	L	0-6
4/12	at Spring Hill	W	6-1
4/13	at Vanderbilt	W	4-2
4/17	Kalamazoo	W	3-0
4/24	Western State	W	13-11
4/27	at Wabash	W	7-1
4/28	at Butler	W	9-2
5/1	Minnesota	W	7-2
5/4	West Virginia	W	4-3
5/5	West Virginia	W	14-2
5/8	Wabash	W	11-2
5/10	at Luther	L	4-5
5/11	at Coe	W	7-5
5/12	at Iowa	L	5-6
5/14	Bradley	W	5-4
5/15	at Northwestern	W	16-4
5/18	Illinois	L	3-5
5/22	Butler	W	9-3
5/26	St. Viator	W	7-6
6/1	at Indiana	W	6-2
6/2	Michigan State	W	8-0
6/7	at Boston College	L	1-8
6/9	at Harvard	W	20-1
6/11	at New Hampshire	L	0-9
6/14	at Providence	L	1-6
6/15	at Amherst	W	1-0
6/16	at Cornell	W	7-5

1929 – RECORD: 19-6-1

3/30	at Ouachita College	W	5-2
4/1	at Baylor	W	5-2
4/2	at Baylor	W	12-6
4/3	at Daniel Baker	W	1-0
4/4	at Daniel Baker	W	8-2
4/5	at Southern Methodist	W	6-5
4/6	at Texas A&M	L	4-7
4/19	Wabash	W	5-0
4/22	Iowa	L	7-13
4/24	Western State	W	4-1
4/30	Indiana	T	5-5
5/1	at Wisconsin	L	3-4
5/3	at Iowa	W	7-2
5/4	at Drake	W	13-7
5/10	at Michigan State	W	9-1
5/11	Northwestern	W	11-5
5/16	Michigan State	W	12-5
5/17	at Illinois	L	0-9
5/18	Coe	W	5-0
5/20	Meiji University	W	9-6
5/22	Butler	W	2-0
5/24	at Minnesota	W	18-2
5/25	at Minnesota	W	4-2
5/27	Marshall	L	3-4
5/28	Marshall	L	0-1
6/1	Navy	W	6-4

1930 – RECORD: 12-7

4/14	Armour Tech	W	12-4
4/21	at Florida	W	5-4
4/21	at Florida	L	0-1
4/23	at Georgia Tech	W	3-1
4/24	at Georgia Tech	W	5-3
4/25	at Fort Benning	L	5-8
4/26	at Fort Benning	L	5-9
4/30	at Wisconsin	W	5-3
5/3	at Michigan State	L	2-3
5/10	Iowa	W	5-4
5/13	Northwestern	W	10-6
5/16	Illinois	W	7-5
5/17	at Northwestern	W	7-6
5/20	Bradley	W	13-6
5/23	at Luther	L	2-3
5/24	at Iowa	W	8-4
5/26	Michigan State	L	3-5
5/30	Wisconsin	L	3-4
5/31	Indiana	W	8-6

1931 – RECORD: 6-4

4/16	Wisconsin	W	8-7
4/24	Hillsdale	W	6-1
4/27	Iowa	W	10-4
4/29	Northwestern	L	5-7
5/7	Hosei, Japan	L	1-4
5/9	Navy	W	5-2
5/13	Wisconsin	L	1-2
5/19	Northwestern	W	4-3
5/23	Iowa	L	1-8
5/26	Purdue	W	10-7

1932 – RECORD: 5-6-1

4/15	Wisconsin	L	3-10
4/16	at Chicago	W	3-0
4/27	Chicago	T	6-6
5/4	Western State	L	1-4
5/10	Northwestern	W	5-3
5/14	at Michigan State	L	2-5
5/20	Iowa	W	7-5
5/21	Iowa	L	4-5
5/24	at Wisconsin	L	4-5
5/28	at Northwestern	L	3-10
5/30	at Western State	W	2-1
6/4	Michigan State	W	6-3

1933 – RECORD: 5-7-1

4/15	at Chicago	L	5-6
4/19	Northwestern	L	7-9
4/25	Chicago	L	1-13
4/28	at Purdue	T	9-9
4/29	at Purdue	W	8-7
5/3	at Michigan State	L	3-5
5/10	Iowa	W	8-5
5/11	Iowa	W	2-0
5/15	Bradley	L	3-4
5/20	Ohio State	W	12-4
5/29	Wisconsin	L	4-7
5/30	Wisconsin	W	8-6
6/3	Michigan State	L	5-14



Jake Kline

1934-75
42 seasons
558-449-5 (.554)

1934 – RECORD: 8-11

4/13	Ohio State	L	5-7
4/17	Western State	L	7-14
4/21	Chicago	L	12-14
4/23	Northwestern	L	13-14
4/27	Purdue	L	13-14
4/28	Purdue	L	6-9

5/2	Wisconsin	L	4-6
5/5	Ohio State	W	5-3
5/9	Michigan State	L	1-8
5/10	Western State	L	2-4
5/12	Indiana	W	7-3
5/15	Northwestern	W	3-2
5/18	Iowa	L	6-7
5/19	Iowa	W	17-2
5/22	Chicago	W	19-6
5/24	Purdue	W	13-5
5/26	Toledo	W	7-5
6/1	Wisconsin	W	5-4
6/2	Michigan State	L	9-13

1935 – RECORD: 11-7

4/12	Ohio State	W	4-3
4/17	at Purdue	L	5-9
4/18	Western State	W	6-5
4/20	at Chicago	W	12-6
4/24	Iowa	L	1-11
4/25	Iowa	W	5-3
4/27	at Illinois	W	2-1
4/30	Chicago	W	8-7
5/2	at Michigan State	L	4-5
5/4	at Toledo	W	5-3
5/4	Ohio State	L	9-10
5/8	Northwestern	L	7-10
5/11	Western State	W	7-4
5/14	at Wisconsin	L	6-7
5/15	Northwestern	W	10-8
5/18	Purdue	W	13-4
5/31	Wisconsin	L	2-7
6/1	Michigan State	W	2-1

1936 – RECORD: 16-3

4/16	Toledo	W	7-6
4/18	Chicago	W	8-2
4/22	Purdue	W	18-15
4/25	Illinois	W	5-4
4/30	at Michigan State	W	12-3
5/1	at Toledo	W	5-4
5/5	at Chicago	W	8-0
5/6	at Wisconsin	L	2-5
5/7	at Northwestern	W	10-3
5/12	Louisiana Tech	W	3-1
5/13	Western State	W	9-8
5/16	Ohio State	W	2-1
5/20	at Purdue	L	4-6
5/21	at Indiana	W	8-5
5/23	at Western State	W	4-1
5/26	Northwestern	W	3-0
5/29	Wisconsin	W	13-8
5/30	Iowa	L	5-10
6/6	Michigan State	W	6-4

1937 – RECORD: 11-6

4/13	Chicago	W	16-9
4/17	at Illinois	W	7-6
4/22	at Chicago	L	2-9
5/1	at Michigan State	L	1-7
5/4	at Northwestern	L	2-3
5/5	at Wisconsin	W	10-9
5/8	Western State	W	4-3
5/12	Louisiana Tech	W	9-4
5/13	Louisiana Tech	W	4-3
5/15	Purdue	W	15-0
5/19	at Western State	W	6-1
5/21	Ohio State	W	22-3
5/25	at Purdue	W	6-1
5/26	Michigan State	L	3-10
5/29	Wisconsin	L	0-9
6/4	Iowa	L	1-6
6/5	Iowa	W	3-2

1938 – RECORD: 11-6

4/14	at Western State	W	8-0
4/16	at Chicago	W	3-2
4/18	at Ohio State	W	3-1
4/19	at Ohio State	L	1-6
4/25	Iowa	L	9-13
4/26	Iowa	W	2-1
4/30	Chicago	W	5-0
5/3	Northwestern	L	3-5
5/5	Western State	W	9-8
5/7	at Michigan State	L	2-5
5/10	Illinois	W	8-2
5/19	at Michigan	L	0-6
5/21	Michigan	W	3-2
5/24	Michigan State	W	9-1
5/27	California	L	0-4
6/3	Wisconsin	W	4-3
6/4	Wisconsin	W	5-3

1939 – RECORD: 11-6

4/8	at Illinois	W	4-2
4/15	Northwestern	L	2-4
4/22	Western State	W	5-0
4/25	at Chicago	W	9-7
4/26	Purdue	W	9-0
4/29	at Michigan	L	1-9
5/1	Indiana	W	12-7
5/5	at Western State	W	10-5
5/6	at Michigan State	L	9-14
5/11	at Northwestern	W	9-2
5/12	at Wisconsin	L	1-7
5/13	at Wisconsin	W	1-0
5/16	at Purdue	W	6-1
5/20	Michigan	W	5-3
5/26	at Iowa	L	4-8
5/27	at Iowa	W	1-0
6/3	Michigan State	L	3-4



Players run the bases in a 1936 game scene at Cartier Field, with the familiar view of Notre Dame Stadium's north end framing the outfield area.

Did You Know? ...

Heisman Trophy-winning quarterbacks Angelo Bertelli (1943) and Johnny Lujack ('44) also played for the Notre Dame baseball program while others such as Frank Jacobs, Irv Smith, Paul Failla, Scott Sollmann, Jeff Samardzija -- and recent players including Eric Maust, Evan Sharpley and Golden Tate -- have been regular contributors for the baseball and football teams during the past 20 years.

1940 – RECORD: 9-8

4/6	Northwestern	W	6-1
4/16	at Chicago	W	4-1
4/20	Western State	L	6-9
4/23	at Chicago	W	9-4
4/25	at Western State	W	2-1
4/27	at Northwestern	L	2-3
4/29	Purdue	L	2-3
5/4	at Michigan State	L	1-2
5/7	at Indiana	L	4-7
5/10	at Navy	W	5-4
5/11	at Army	W	6-2
5/14	at Purdue	L	1-2
5/17	at Ohio State	W	4-0
5/18	at Ohio State	W	7-4
5/24	Wisconsin	L	4-9
5/25	Wisconsin	W	4-0
6/1	Michigan State	L	2-4

1941 – RECORD: 6-10-1

4/10	at Purdue	T	3-3
4/15	at Chicago	W	17-10
4/19	at Iowa	L	0-3
4/19	at Iowa	W	4-2
4/22	at Michigan	W	6-2
4/23	at Western Michigan	L	2-11
4/26	Western Michigan	L	3-6
5/2	Northwestern	L	5-6
5/3	at Northwestern	L	1-5
5/7	Michigan State	W	14-5
5/10	at Michigan State	L	2-10
5/17	Navy	L	4-5
5/20	Michigan	L	3-8
5/23	Ohio State	L	9-22
5/24	Ohio State	L	5-8
5/30	California	W	5-4
5/31	California	W	8-6

1942 – RECORD: 7-4

4/7	at Purdue	W	12-3
4/15	Iowa	L	5-10
4/16	Iowa	L	1-4
4/21	Northwestern	W	13-1
4/23	Purdue	W	4-3
4/27	at Northwestern	W	6-4
4/29	at Michigan	L	2-3
5/1	Great Lakes	W	8-6
5/2	at Western Michigan	L	7-12
5/4	Michigan	W	11-7
5/9	Western Michigan	W	2-0

1943 – RECORD: 5-3

4/10	Chicago	W	21-1
4/16	Indiana	W	9-4
4/17	Indiana	L	2-3
4/23	at Western Michigan	L	2-4
4/27	at Michigan State	W	12-2
4/29	Michigan State	W	8-0
4/30	at Great Lakes	L	3-8
5/1	Western Michigan	W	4-2

1944 – RECORD: 11-11

4/15	at Indiana	W	10-5
4/15	at Indiana	W	4-0
4/21	at Wisconsin	W	2-1
4/22	at Wisconsin	W	8-1
4/28	at Michigan	L	4-5
4/29	at Michigan	L	2-7
5/6	at Purdue	L	2-5
5/7	at Freeman Field	L	0-4
5/12	Western Michigan	L	5-8
5/13	Western Michigan	W	3-1
5/14	at Bunker Hill	W	5-4
5/20	at Iowa Pre-Flight	L	0-2
5/27	at Western Michigan	W	2-1
5/27	at Western Michigan	W	4-2
5/28	Bunker Hill	L	2-6
6/2	Michigan	W	10-1
6/3	Michigan	L	4-6
6/4	Freeman Field	W	4-3
6/10	at Northwestern	L	6-7
6/11	at Great Lakes	L	2-8
6/17	Purdue	W	15-0
6/18	Great Lakes	L	7-13

1945 – RECORD: 10-8-1

4/21	at Camp Atterbury	W	11-6
4/22	at Wakeman Hospital	W	6-4
4/27	Michigan	L	1-6
4/28	Michigan	L	4-12
5/1	at Northwestern	W	4-0
5/4	at Western Michigan	W	26-10
5/5	at Western Michigan	T	2-2
5/6	Bunker Hill	W	7-2
5/11	at Michigan	L	3-12
5/18	Western Michigan	L	6-13
5/19	Western Michigan	W	3-0
5/20	at Bunker Hill	L	4-19
5/25	at Ohio State	W	3-1
5/26	at Ohio State	W	11-8
6/1	at Iowa Pre-Flight	L	4-5
6/6	at Great Lakes	W	1-0
6/8	Northwestern	W	10-4
6/10	Iowa Pre-Flight	L	5-7
6/16	Great Lakes	L	0-5

1946 – RECORD: 13-6

4/13	Indiana	W	5-1
4/13	Indiana	L	2-6
4/20	Ohio State	W	9-3
4/20	Ohio State	W	10-4
4/23	at Purdue	W	11-4
4/30	Northwestern	W	7-2
5/7	at Iowa	W	3-0
5/8	at Iowa	W	9-4
5/11	at Michigan State	W	5-4
5/14	at Michigan	L	1-7
5/27	at Wisconsin	W	6-4
5/28	at Wisconsin	L	6-7
6/1	Great Lakes	L	3-4
6/4	at Northwestern	L	1-11
6/6	Purdue	W	9-2
6/8	Michigan	L	8-9
6/12	Bradley	W	13-2
6/16	at Great Lakes	W	2-0
6/29	Great Lakes	W	4-1

1947 – RECORD: 16-5

4/3	at Washington Univ.	W	13-4
4/6	at Saint Louis	L	3-4
4/7	at Parks Air College	W	4-2
4/7	at Saint Louis	W	11-2
4/8	at Concordia	W	10-2
4/15	at Michigan	L	10-11
4/18	Wisconsin	W	9-1
4/22	Northwestern	W	4-2
4/25	St. Thomas	W	10-2
4/26	at Michigan State	L	4-7
4/30	Iowa	W	3-2
5/3	at Western Michigan	W	6-5
5/9	at Indiana	W	7-0
5/10	at Indiana	W	10-2
5/15	Toledo	W	8-5
5/16	at Ohio State	W	7-5
5/20	Purdue	W	4-3
5/20	Purdue	L	3-5
5/23	Michigan State	W	10-2
5/30	Western Michigan	L	3-7
5/31	Western Michigan	W	6-5

1948 – RECORD: 11-12

4/17	at Cincinnati	L	3-4
4/17	at Cincinnati	L	1-2
4/18	at Xavier	L	3-4
4/18	at Xavier	W	5-2
4/22	at Bradley	L	1-2
4/23	at Iowa	W	8-7
4/24	at Iowa	L	3-4
5/1	Indiana	W	5-3
5/1	Indiana	L	1-5
5/7	at Wisconsin	L	1-3
5/8	at Wisconsin	L	1-2
5/14	Ohio State	L	3-6
5/15	Ohio State	W	6-0
5/18	at Michigan	L	0-3
5/20	Michigan	L	2-5
5/22	at Michigan State	W	5-4
5/25	Purdue	W	5-3
5/25	Purdue	L	2-3
5/26	at Northwestern	W	3-0
5/29	Michigan State	W	10-1
6/3	at Toledo	W	7-1
6/4	Western Michigan	W	13-0
6/5	Western Michigan	W	4-3

1949 – RECORD: 20-8

NCAA Tournament Team

4/8	at Indiana	L	7-8
4/9	at Indiana	L	5-7
4/11	Iowa	L	1-8
4/12	Iowa	W	4-3
4/13	Cincinnati	W	9-5
4/14	at Ohio State	W	4-1
4/20	Wisconsin	W	11-7
4/21	Wisconsin	W	7-6
4/22	Minnesota	W	8-6
4/23	Minnesota	W	4-0
4/27	at Michigan	L	8-9
4/29	at Illinois	W	6-1
4/30	at Illinois	W	5-1
5/4	at Michigan State	L	5-7
5/7	at Chicago	W	8-2
5/10	at Western Michigan	W	3-2
5/11	Northwestern	W	10-5
5/14	Chicago	W	14-3
5/17	Michigan	W	5-4
5/21	Pennsylvania	W	12-0
5/25	at Northwestern	W	4-1
5/28	Michigan State	L	8-10
6/1	at Purdue	W	5-4
6/4	Western Michigan	W	7-4

NCAA District 4 Playoffs (2-0)

West Lafayette, Indiana

6/11	at Purdue	W	1-0
6/13	vs. Western Michigan	W	9-1

NCAA Tournament (0-2)

First Round

Notre Dame, Indiana

6/17	Wake Forest	L	1-4
6/18	Wake Forest	L	7-10

1950 – RECORD: 8-14

4/10	at Illinois Wesleyan	W	4-1
4/17	Ohio	L	1-4
4/18	Chicago	W	6-2
4/22	at Western Michigan	L	1-8
5/1	Michigan	W	4-2
5/2	at Purdue	L	8-11
5/4	Michigan State	L	10-11
5/6	at Chicago	L	16-18
5/10	at Wisconsin	W	10-5
5/11	at Wisconsin	W	14-5
5/12	at Minnesota	W	6-1
5/13	at Minnesota	L	5-15
5/16	Purdue	L	4-6
5/17	at Northwestern	L	10-11
5/19	Ohio State	L	0-2
5/20	Ohio State	L	8-12
5/23	at Michigan	L	1-13
5/24	at Michigan State	L	1-7
5/26	Illinois	L	0-21
5/27	Illinois	L	1-4
5/31	at Great Lakes	W	17-6
6/3	Western Michigan	W	8-7

Did You Know? ...

Notre Dame won its first-ever NCAA Tournament game, 1-0 over Purdue, in a 1949 game played in West Lafayette – thanks to a complete-game, one-hit effort from Memphis native Walt Mahannah, who posted an 18-8 career mark with the Irish.



Dick Giedlin paced the 1949 Irish team with a .350 batting average while leading Notre Dame to its first NCAA Tournament appearance.

Year-by-Year Results

1951 – RECORD: 11-14

4/14	at Ohio State	W	1-0
4/18	Iowa	W	3-0
4/19	Iowa	W	11-10
4/20	at Indiana	L	5-6
4/21	at Indiana	L	4-5
4/25	Michigan State	L	1-9
4/27	at Pittsburgh	W	5-3
4/28	at Pittsburgh	W	10-5
5/1	Purdue	W	5-2
5/2	at Northwestern	W	4-2
5/3	at Illinois Normal	W	13-4
5/4	at Illinois Wesleyan	L	6-10
5/5	at Illinois Wesleyan	L	2-5
5/8	at Michigan	L	6-13
5/9	at Michigan State	L	2-3
5/11	at Illinois	L	1-10
5/12	at Illinois	L	3-20
5/15	Michigan	W	6-5
5/16	Northwestern	L	6-8
5/19	at Great Lakes	W	4-2
5/22	at Purdue	L	5-8
5/25	Wisconsin	W	8-7
5/30	Great Lakes	L	4-7
6/1	at Western Michigan	L	4-11
6/2	Western Michigan	L	5-9

1952 – RECORD: 13-12

4/9	at Camp Breckinridge	L	1-4
4/12	at Fort Knox	L	4-6
4/15	at Iowa	L	2-7
4/16	at Iowa	L	2-3
4/18	Ohio State	L	5-8
4/19	Ohio State	W	3-1
4/19	Ohio State	W	4-1
4/21	at Michigan	L	0-3
4/22	Purdue	W	3-2
4/25	Quantic Marines	L	7-17
4/26	Quantic Marines	L	1-8
4/30	at Northwestern	L	1-2
5/2	Pittsburgh	W	18-3
5/3	Pittsburgh	W	9-4
5/6	at Western Michigan	L	0-4
5/7	at Michigan State	W	4-2
5/11	at Great Lakes	W	3-1
5/12	at Wisconsin	L	1-3
5/13	at Wisconsin	W	13-5
5/15	Western Michigan	L	8-10
5/17	at Cincinnati	W	12-2
5/21	Northwestern	W	20-4
5/28	Michigan State	W	5-4
5/30	Indiana	W	4-1
5/31	Indiana	W	4-3

1953 – RECORD: 16-7-1

3/30	at Memphis Naval AS	W	7-1
4/1	vs. Ark. St. (@Memphis)	W	11-2
4/2	at Arkansas State	W	9-0
4/4	vs. Miss. (@Oxford, MS)	W	6-5
4/7	at Indiana	W	11-3
4/10	at Ohio State	W	6-4
4/11	at Ohio State	L	0-8
4/13	Iowa	T	4-4
4/14	Iowa	W	8-2
4/17	Illinois	W	13-2
4/18	Illinois	L	0-8
4/20	Wisconsin	L	4-6
4/22	Wisconsin	W	8-4
4/29	at Northwestern	W	6-4
5/6	at Michigan State	L	5-8
5/9	at Great Lakes	W	13-8
5/10	at Glenview Naval AS	W	16-8
5/13	Northwestern	W	5-4
5/14	Michigan	L	2-3
5/16	at Western Michigan	L	3-5

5/19	at Purdue	W	2-1
5/27	Michigan State	L	2-4
6/2	Western Michigan	W	10-9
6/6	Great Lakes	W	15-8

1954 – RECORD: 12-13

4/17	vs. Ark. St. (@Memphis)	L	0-10
4/18	at Memphis Naval AS	W	7-3
4/19	at Southwestern (TN)	W	8-2
4/20	at Memphis Naval AS	L	3-12
4/21	at Memphis State	W	9-1
4/22	at Arkansas State	L	3-4
4/23	at Arkansas State	W	9-8
4/27	at Purdue	W	16-10
4/28	Northwestern	L	6-3
5/1	at Western Michigan	W	7-4
5/5	at Michigan State	L	1-8
5/8	at Great Lakes Air Stat.	L	3-7
5/9	at Glenview Naval AS	W	4-1
5/11	Purdue	L	0-7
5/12	at Northwestern	L	2-9
5/17	at Iowa	L	1-18
5/18	at Iowa	W	4-1
5/20	Indiana	W	16-4
5/22	Great Lakes	L	3-4
5/26	Michigan State	L	4-6
5/28	Ohio State	L	1-11
5/29	Ohio State	W	3-1
6/2	Western Michigan	L	2-3
6/4	Santo Domingo	W	6-4
6/5	Santo Domingo	W	4-3

1955 – RECORD: 9-13

4/7	at Duke	L	1-4
4/8	vs. Ohio (@Duke)	W	3-2
4/9	vs. Yale (@Duke)	L	5-8
4/12	at Virginia Tech	W	8-5
4/13	at West Virginia	L	3-5
4/15	at Ohio State	W	4-3
4/16	at Ohio State	L	2-3
4/16	at Ohio State	L	5-6
4/23	Glenview Naval AS	W	15-2
4/27	at Northwestern	L	1-8
4/28	Michigan	L	1-2
5/3	at Purdue	L	2-3
5/4	at Indiana	L	4-5
5/7	at Great Lakes	W	10-4
5/8	at Glenview	W	10-0
5/10	at Wisconsin	L	4-6
5/14	Great Lakes	W	13-5
5/17	Purdue	W	7-4
5/18	at Michigan State	L	4-5
5/21	at Western Michigan	W	2-0
5/25	Michigan State	L	4-5
6/4	Western Michigan	L	10-15

1956 – RECORD: 12-14

NCAA Tournament Team			
Spring Trip (2-5)			
Tallahassee, FL (Florida A&M)			
3/29	vs. West Virginia	L	0-4
3/31	vs. North Carolina	L	4-14
3/31	vs. Florida State	L	5-12
4/2	vs. Illinois	W	6-5
4/3	vs. Wisconsin	L	2-9
4/4	vs. Brown	W	18-8
4/5	vs. Wisconsin	L	3-5
4/13	Indiana	L	6-7
4/14	Indiana	W	14-5
4/18	at Michigan	L	2-5
4/20	at Iowa	W	5-4
4/21	at Iowa	L	1-6
4/24	at Purdue	L	3-4
4/27	at Ohio	L	1-9
4/28	at Ohio	W	7-3

5/3	Michigan	W	6-5
5/4	at Western Michigan	W	7-2
5/8	Purdue	W	15-0
5/16	at Michigan State	W	8-2
5/19	at Great Lakes	W	3-2
5/21	Michigan State	L	4-5
5/22	Western Michigan	L	3-4

NCAA Tournament (1-2)

District Round

Minneapolis, Minnesota

5/29	at Minnesota	W	4-3
5/30	at Minnesota	L	5-15
5/30	at Minnesota	L	1-10
6/1	Great Lakes	W	11-2

1957 – RECORD: 16-10

NCAA Tournament Team			
College World Series Team			
4/12	at Indiana	W	6-7
4/13	at Indiana	W	9-7
4/13	at Indiana	L	0-3
4/16	Central Michigan	W	3-2
4/20	at Michigan	L	4-5
4/20	at Michigan	L	0-3
4/26	at Ohio	W	8-3
4/27	at Ohio	L	4-7
4/30	Michigan State	L	3-4
5/1	at Northwestern	W	8-4
5/4	Glenview Naval AS	W	12-1
5/6	Wisconsin	W	4-1
5/7	Wisconsin	L	9-14
5/9	Michigan	W	14-0
5/11	Great Lakes Naval AS	W	9-0
5/13	at Michigan State	W	3-1
5/15	Northwestern	W	6-2

NCAA Tournament (3-1)

District Round

Kalamazoo, Michigan

5/28	vs. Alma	W	18-2
5/29	at Western Michigan	W	4-2
5/30	vs. Northwestern	L	2-9
5/31	vs. Northwestern	W	6-1
6/2	Western Michigan	L	2-4

College World Series (2-2)

Rosenblatt Stadium

Omaha, Nebraska

6/8	vs. Iowa State	L	8-13
6/9	vs. Colorado State	W	23-2
6/10	vs. Texas	W	9-0
6/11	vs. Penn State	L	4-5

1958 – RECORD: 20-11

NCAA Tournament Team			
4/3	at Georgia	W	4-2
4/5	at Florida State	L	2-5
4/5	vs. Wisconsin (@FSU)	W	11-8
4/7	vs. West Virginia (@FSU)	W	6-4
4/8	at Florida State	L	2-3
4/12	at Fort Knox	L	2-10
4/15	Purdue	W	7-5
4/16	Indiana (10)	W	12-10
4/18	Ohio	W	15-2
4/19	Ohio	L	5-8
4/21	at Michigan	L	7-13
4/22	Michigan	W	18-11
4/26	at Wabash	W	6-3
4/26	at Wabash	W	8-0
4/29	at Purdue	W	14-1
5/1	Indiana	W	14-2
5/3	Central Michigan	W	6-0
5/3	Central Michigan	W	11-0
5/6	Northwestern	W	22-2



Leftfielder Bob Senecal was one of the top players on Notre Dame's 1957 College World Series team (he had a team-best 21 RBI in 26 games).

5/7	at Michigan State	W	7-0
5/10	at Glenview Naval AS	W	18-2
5/12	at Wisconsin	W	5-4
5/13	at Wisconsin	L	3-5
5/19	Valparaiso	L	13-15
5/21	at Northwestern	W	16-5
5/23	at Western Michigan	L	1-2

NCAA Tournament (2-2)

District Round

Kalamazoo, Michigan

5/28	vs. Valparaiso	L	0-2
5/29	vs. Minnesota	W	11-7
5/30	vs. Valparaiso	W	10-4
5/30	at Western Michigan	L	4-5
5/31	Western Michigan	L	2-5

1959 – RECORD: 22-7

NCAA Tournament Team

3/25	at Evansville College	W	9-2
3/28	at Mississippi	L	2-3
3/28	at Illinois Wesleyan	W	14-1
3/30	at Quincy College	W	11-7
3/31	at Memphis State	W	6-1
4/1	at Arkansas State	W	12-5
4/4	at Indiana	W	7-5
4/4	at Indiana	W	5-2
4/11	Ohio	L	2-3
4/14	Wabash	W	13-1
4/18	Wisconsin	W	8-2
4/18	Wisconsin	W	7-5
4/22	at Northwestern	W	8-5
4/25	at Central Michigan	W	9-3
4/25	at Central Michigan	W	5-3
4/30	at Michigan	W	21-0
5/2	at Kent College	L	5-11
5/2	at Kent College	W	8-2
5/5	Michigan State	W	3-1
5/9	at Glenview Naval AS	W	3-2
5/13	at Michigan State	L	4-5
5/14	at Michigan	W	9-8
5/16	at Western Michigan	L	0-3
5/18	at Valparaiso	W	9-5
5/23	Glenview Naval AS	W	8-1

NCAA Tournament

District Round

Notre Dame, Indiana (2-2)

5/28	Detroit	W	10-0
5/29	Minnesota	W	12-4
5/30	Western Michigan	L	0-2
5/30	Western Michigan	L	6-9



Dick O'Leary (left) led the 1961 Notre Dame team in batting average (.287), home runs (6) and RBI (26), a feat equaled by his teammate George Sefcik (right) during the 1962 season (.367, 4 HR, 23 RBI).

1960 – RECORD: 19-7

NCAA Tournament Team

4/8	Indiana	W	10-7
4/13	at Evansville	W	8-6
4/14	at Murray State	W	8-1
4/16	at Illinois	W	3-2
4/16	at Memphis Navy	W	16-0
4/18	at Arkansas State	W	17-3
4/19	at Memphis State	W	9-4
4/20	at Arkansas State	W	15-4
4/21	at David Lipscomb	W	7-6
4/22	at Austin Peay	L	4-6
4/23	at Vanderbilt	W	6-4
4/26	at Purdue	W	7-2
4/27	Northwestern	L	4-6
4/29	at Bowling Green	L	2-3
4/30	at Bowling Green	W	14-0
5/2	at Michigan	W	8-4
5/6	Western Michigan	W	12-2
5/10	at Wisconsin	L	1-3
5/11	Michigan State	L	3-5
5/18	at Michigan State	W	8-1
5/20	Ohio	W	9-0
5/25	at Northwestern	W	14-1
5/28	Kent State	W	2-0
5/28	Kent State	W	3-1

NCAA Tournament (0-2)

District Round

Minneapolis, Minnesota

5/29	at Minnesota	L	6-15
5/30	vs. Ohio University (10)	L	4-5

1961 – RECORD: 12-17

3/28	at California (10)	W	7-6
3/29	at California	L	1-5
3/30	at Nevada (10)	L	15-16
3/31	at Fresno State	L	13-19
4/1	at Fresno State	L	2-8
4/2	at Santa Clara	L	8-9
4/3	at USC	L	3-4
4/4	at UCLA	W	6-2
4/5	at Loyola Marymount	W	8-0
4/6	at San Diego	W	2-0
4/7	at Arizona	L	3-5
4/8	at Arizona	L	4-12
4/8	at Arizona	L	1-6
4/11	Purdue	L	2-5
4/14	at Indiana	L	5-7
4/15	at Indiana	W	5-3
4/21	Bowling Green	L	6-9
4/22	Bowling Green	W	9-4
4/29	Western Michigan	L	4-7
5/2	Northwestern	L	5-13

5/4	Michigan State	L	3-6
5/5	at Toledo (14)	W	3-1
5/8	Wisconsin	W	4-2
5/12	at Ohio	W	11-4
5/13	at Ohio	W	5-4
5/15	Valparaiso	W	11-2
5/16	at Northwestern	L	0-1
5/18	Michigan (10)	W	6-5
5/24	at Michigan State	L	4-5

1962 – RECORD: 11-6

4/10	at Purdue	W	6-4
4/14	Indiana	W	7-0
4/14	Indiana	W	8-6
4/18	at Northwestern	L	5-8
4/19	at Lewis College	W	14-4
4/21	at Western Michigan	L	8-10
4/24	at Bowling Green	W	4-2
4/25	at Michigan	L	7-18
4/27	Toledo	L	8-9
4/28	Toledo	W	5-1
5/4	Ohio	W	8-1
5/5	Ohio	W	6-3
5/8	at Wisconsin	L	2-3
5/9	Kent State	W	11-3
5/15	at Valparaiso	W	4-3
5/16	at Michigan State	L	0-4
5/23	Northwestern	W	28-7

1963 – RECORD: 19-11

NCAA Tournament Team

4/5	at Indiana	W	20-3
4/6	at Indiana	L	2-3
4/6	at Indiana	L	5-6
4/8	at Camp Lejeune	W	6-3
4/9	at Camp Lejeune	W	13-5
4/10	at Camp Lejeune	L	4-8
4/11	at Duke	W	4-3
4/13	at Duke	W	6-2
4/15	at Elon	W	7-0
4/15	at Elon	W	9-2
4/16	at Fort Lee	W	4-1
4/17	at Fort Lee	W	17-2
4/19	at Toledo	W	14-3
4/20	at Toledo	W	6-3
4/26	at Ohio	W	8-7
4/27	at Ohio	W	16-6
5/3	at Illinois State	W	8-1
5/4	at Illinois Wesleyan	W	9-3
5/8	at Michigan	L	1-5
5/10	Lewis College	W	3-1
5/11	Lewis College	W	13-2
5/13	at Northwestern	L	3-7
5/14	Valparaiso	W	11-4
5/16	Michigan	L	6-7
5/21	at Valparaiso	L	4-13
5/24	Western Michigan	L	2-5
5/25	at Western Michigan	L	4-5

NCAA Tournament (1-2)

District Round

Champaign, Illinois

5/30	vs. Western Michigan	L	1-2
5/31	vs. Valparaiso	W	5-2
6/1	at Illinois	L	0-4

1964 – RECORD: 16-12-1

3/23	at Keesler Air Force	W	9-1
3/24	at Keesler Air Force	W	8-0
3/25	at Loyola (LA)	W	4-1
3/26	at Loyola (LA)	L	5-9
3/28	at Tulane	L	0-5

3/28	at Tulane	T	3-3
3/30	at Louisiana State (10)	L	2-9
3/31	at Louisiana State (12)	L	7-8
4/6	Hope College	W	6-5
4/10	Indiana	L	5-8
4/11	Indiana	L	10-12
4/11	Indiana	L	2-3
4/15	Purdue	W	9-4
4/17	at Toledo	W	10-6
4/23	Michigan	L	0-2
4/24	Ohio	L	1-11
4/25	Ohio (10)	L	2-3
4/28	at Michigan	W	9-3
5/2	Illinois Wesleyan	W	5-1
5/2	Illinois Wesleyan	W	7-5
5/5	Michigan State	W	9-8
5/9	Illinois State	W	10-4
5/9	Illinois State	W	6-5
5/12	at Valparaiso	W	10-7
5/16	Detroit	L	3-4
5/18	Northwestern	W	9-3
5/19	Valparaiso	W	4-3
5/22	at Bowling Green (10)	L	13-4
5/23	at Bowling Green	W	6-14

1965 – RECORD: 18-17

3/22	at Memphis State	W	6-5
3/23	at Memphis State	L	1-6
3/24	at Memphis State	L	3-4
3/27	at Arkansas State	W	5-2
4/2	at Indiana	W	6-5
4/3	at Indiana	L	8-9
4/3	at Indiana (7)	W	8-2
4/7	Northwestern	W	13-3
4/9	Toledo	W	10-1
4/10	Toledo	W	8-2
4/10	Toledo	W	4-0
4/14	at Purdue	W	4-2
4/17	at Ohio	L	5-11
4/17	at Ohio (7)	L	3-7
4/19	Wisconsin (10)	W	11-9
4/20	Wisconsin	L	4-10
4/24	Detroit	W	5-1
4/27	at Northwestern	W	8-2
4/29	Michigan	L	5-6
4/30	Bradley (11)	W	7-6
5/1	Bradley	W	6-5
5/3	at Michigan	L	4-5
5/4	at Detroit	L	6-8
5/7	at Kent State	L	2-5
5/8	at Kent State	L	3-5
5/10	at Michigan State	L	0-3
5/11	Valparaiso (11)	L	1-3
5/14	Bowling Green	L	1-3
5/15	Bowling Green	W	5-3
5/17	Michigan State	L	6-8
5/18	at Valparaiso	W	11-1
5/21	Western Michigan	L	5-6
5/22	at Western Michigan	W	2-0
5/28	at Illinois Wesleyan	W	14-0
5/29	at Illinois State	L	3-7

1966 – RECORD: 12-14

4/9	at Tennessee	L	2-4
4/9	at Tennessee	L	0-4
4/11	at Georgia	W	9-4
4/12	at Georgia	L	16-17
4/13	at Oglethorpe	L	0-2
4/14	at Oglethorpe	W	6-0
4/15	at Georgia Tech	W	8-6
4/16	at Georgia Tech	L	2-9

4/22	at Bradley	W	5-1
4/25	at Wisconsin	L	0-4
4/29	Kent State	W	3-1
4/30	Kent State	W	8-6
5/2	Northwestern	W	9-1
5/3	Detroit	L	8-10
5/6	at Detroit	L	13-14
5/6	at Bowling Green	W	4-2
5/7	at Bowling Green	L	4-5
5/9	at Michigan State	L	0-5
5/10	at Valparaiso	W	6-5
5/14	at Western Michigan	L	5-10
5/16	at Michigan State	L	3-7
5/20	at Toledo	L	5-7
5/23	Western Michigan	L	3-6
5/27	Illinois State	W	4-3
5/28	Illinois Wesleyan	W	7-0
5/28	Illinois Wesleyan	W	11-6

1967 – RECORD: 17-8-1

3/25	at Rollins	W	7-1
3/27	at Colgate	W	4-0
3/28	at Lafayette	W	2-1
3/29	at Rollins	W	4-3
3/30	at Colgate	L	3-13
3/31	at Lafayette	T	1-1
4/1	at Rollins	W	6-4
4/11	at Michigan	L	3-6
4/12	at Detroit	W	7-3
4/14	St. Procopius	W	6-5
4/16	Purdue	W	8-1
4/18	Northwestern	W	7-6
4/21	at Kent State	L	5-9
4/28	Bowling Green	L	4-6
5/1	at Michigan State	W	5-4
5/3	Northwestern	W	6-5
5/4	Michigan	W	6-5
5/5	Western Michigan	L	1-8
5/9	Michigan State	W	5-4
5/10	Detroit	L	7-8
5/12	at Toledo	W	5-4
5/13	at Toledo	L	2-4
5/16	at Valparaiso	L	6-10
5/19	Ohio	W	17-7
5/20	Ohio	W	9-5
5/23	Valparaiso	W	5-1

1968 – RECORD: 13-10

4/9	at Purdue	W	7-0
4/13	at Cincinnati	L	3-8
4/13	at Cincinnati	W	7-1
4/15	at Hillsdale	W	8-1
4/16	at Michigan	L	2-3
4/17	at Wayne State	W	4-1
4/18	at Detroit	W	4-1
4/19	Kent State	L	6-7
4/20	Kent State	L	8-16
4/23	Michigan State	L	2-15
4/26	at Bowling Green	W	5-4
4/27	at Bowling Green	W	8-6
4/28	at St. Joseph's (IN)	W	3-1
4/30	at Northwestern	L	5-11
5/3	Western Michigan	W	6-4
5/4	at Western Michigan	L	0-6
5/7	at Michigan State	L	2-6
5/8	Wayne State	W	19-1
5/10	Toledo	W	10-7
5/14	Valparaiso	W	11-8
5/17	at Ohio	L	2-4
5/19	at Xavier	L	4-7
5/21	at Valparaiso	W	3-2

Year-by-Year Results

1969 – RECORD: 14-10

4/5	at St. Mary's (TX)	L	4-6
4/7	at Texas	L	4-5
4/8	at Texas A&M	W	5-2
4/9	at St. Edward's	L	3-5
4/10	at Texas Lutheran	W	5-4
4/14	at Detroit	W	6-3
4/15	at Michigan	L	1-7
4/18	Bowling Green	L	0-3
4/19	Bowling Green	W	1-0
4/21	Northwestern (13)	L	4-5
4/25	Western Michigan	W	5-2
4/26	at W. Michigan (11)	L	6-7
4/30	Michigan	W	3-2
5/2	at Toledo	W	16-3
5/3	at Toledo	L	4-8
5/3	at Toledo	W	1-0
5/6	Michigan State	L	12-17
5/7	Hillsdale	W	4-3
5/9	Ohio	W	3-0
5/11	Xavier	W	9-0
5/13	at Valparaiso	L	2-3
5/15	Detroit	W	17-4
5/16	at Wayne State	W	5-4
5/19	at Northwestern	W	4-0

1970 – RECORD: 17-14

NCAA Tournament Team

3/30	at Miami (FL)	L	3-7
3/31	at Miami (FL)	L	2-6
4/1	vs. Michigan State	L	3-11
4/2	vs. Colgate	W	7-1
4/3	vs. Michigan State	L	11-12
4/4	vs. Colgate	L	3-4
4/10	at Bowling Green	L	2-9
4/11	at Bowling Green	L	0-5
4/14	at Michigan	L	2-3
4/15	at Detroit	L	5-7
4/17	at Western Michigan	L	4-5
4/18	Western Michigan	W	1-0
4/21	Valparaiso	W	5-1
4/24	Toledo	W	7-4
4/24	Toledo	W	7-4
4/25	Toledo	W	5-4
4/29	Michigan	W	10-4
5/2	at Ohio University	L	2-5
5/2	Michigan State	W	9-8
5/6	at Hillsdale	W	13-0
5/7	Detroit	W	7-4
5/10	at Xavier	W	4-2
5/10	at Xavier	W	6-5
5/12	at Michigan State	L	1-4
5/16	Wayne State	W	6-2
5/16	Wayne State	W	5-2
5/18	Northwestern	W	6-5
5/19	at Valparaiso	W	4-0

NCAA Tournament (1-2)

District Round Columbus, Ohio

6/3	Southern Illinois	L	2-10
6/4	Minnesota	W	6-2
6/5	Southern Illinois	L	0-1

1971 – RECORD: 11-21

3/15	at Arkansas State	L	2-5
3/16	at Arkansas State	L	2-3
3/16	at Arkansas State	L	8-11
3/17	at Christian Brothers	L	3-7
3/18	at Christian Brothers	W	8-0
3/19	at Memphis State	W	13-10
3/19	at Memphis State	W	2-1
3/20	at Memphis State	W	5-0
3/22	at Murray State	W	6-5
3/23	at Murray State	L	0-1

4/8	Western Michigan	L	7-10
4/10	at Western Michigan	L	2-3
4/12	at Detroit	L	8-9
4/16	at Toledo	L	1-2
4/17	at Toledo	L	3-4
4/17	at Toledo	W	5-2
4/20	at Valparaiso	W	4-2
4/23	Ohio University	L	3-14
4/24	Ohio University	L	6-7
4/27	Valparaiso	L	0-8
4/28	Butler	L	3-7
4/30	at Miami (OH)	L	3-4
5/1	at Miami (OH)	L	2-11
5/1	at Miami (OH)	L	1-6
5/2	Xavier	L	6-8
5/3	at Northwestern	W	7-4
5/4	Hillsdale	W	4-1
5/4	Hillsdale	W	16-4
5/7	Cincinnati	W	5-2
5/9	Detroit	L	1-3
5/11	Michigan State	L	2-5
5/11	Michigan	L	4-6

1972 – RECORD: 14-16

3/24	at Murray State	W	9-5
3/25	at Murray State	L	7-8
3/25	at Murray State	W	6-3
3/28	at Memphis State	W	5-0
3/29	at Arkansas State	L	4-7
3/31	at Christian Brothers	L	6-7
4/1	at Christian Brothers	W	9-0
4/1	at Christian Brothers	W	6-0
4/3	at Delta State	L	8-10
4/4	at Delta State	W	5-1
4/11	Northwestern	L	6-9
4/14	at Ohio University	L	0-4
4/15	at Ohio University	L	2-13
4/18	at Valparaiso	W	12-5
4/21	Miami (OH)	L	2-12
4/22	Miami (OH)	L	3-12
4/25	at Michigan State	L	1-16
4/25	at Michigan State	L	3-4
4/27	at Butler	W	15-4
4/27	at Butler	W	2-1
4/28	at Cincinnati	L	2-6
4/29	at Xavier	L	1-5
5/2	at Hillsdale	W	4-0
5/2	at Hillsdale	W	4-0
5/3	Michigan	L	5-8
5/3	Michigan	L	1-8
5/5	Bowling Green	W	5-1
5/6	Bowling Green	L	7-11
5/6	Bowling Green	W	5-2
5/9	Valparaiso	W	4-2

1973 – RECORD: 15-22

Spring Break Trip (2-8)

Tulsa, Oklahoma

3/10	vs. Oral Roberts	W	12-3
3/10	at Tulsa	L	1-7
3/11	at Tulsa	L	4-16
3/11	vs. Oral Roberts	L	6-7
3/14	at Tulsa	L	6-8
3/15	vs. New Mexico State	W	2-0
3/15	at Tulsa	L	0-4
3/16	vs. Arkansas	L	5-6
3/16	vs. New Mexico State	L	1-4
3/17	at Tulsa	L	1-14
4/7	at Wisconsin	L	0-2
4/8	at Wisconsin	W	7-0
4/14	at Illinois State	W	1-0
4/14	at Illinois State	L	2-7
4/15	Xavier	W	6-4
4/15	Xavier	W	11-3
4/17	at Michigan	L	1-3

4/17	at Michigan	L	2-3
4/18	at Ferris State	L	0-14
4/18	at Ferris State	W	1-0
4/23	at Northwestern	L	1-11
4/23	at Northwestern	W	3-2
4/25	Western Michigan	L	2-4
4/25	Western Michigan	W	3-2
4/27	at Miami (OH)	L	0-5
4/28	at Miami (OH)	L	0-2
4/29	Detroit	L	2-4
4/29	Detroit	L	3-5
5/1	Cincinnati	L	5-9
5/1	Cincinnati	W	9-2
5/2	at Valparaiso	W	5-3
5/4	at Bowling Green	W	7-2
5/4	at Bowling Green	L	2-3
5/5	at Bowling Green	W	10-3
5/6	Butler	W	6-3
5/6	Butler	W	8-0
5/8	Valparaiso	L	5-8

1974 – RECORD: 18-21

Spring Break Trip (3-7)

New Orleans, Louisiana

3/8	vs. New Orleans (10)	W	6-5
3/9	vs. New Orleans (10)	W	3-2
3/10	vs. New Orleans	L	1-2
3/11	vs. Arkansas State	L	3-6
3/12	vs. Illinois State	L	0-5
3/13	vs. Illinois State	L	1-4
3/13	vs. Arkansas State	W	6-3
3/15	vs. Tulane	L	7-8
3/16	vs. Tulane	L	0-3
3/17	vs. Tulane	L	1-5
4/5	Miami (OH)	L	2-5
4/6	Miami (OH)	L	2-6
4/7	Toledo	L	0-2
4/7	Toledo	W	4-1
4/10	at Cincinnati	W	6-5
4/10	at Cincinnati	W	4-3
4/12	at Bradley	L	1-7
4/13	at Bradley	L	1-17
4/15	at Butler	W	5-1
4/15	at Butler	W	5-2
4/17	Wisconsin	L	3-6
4/17	Wisconsin	L	6-7
4/19	at Northwestern	L	4-5
4/20	Valparaiso	W	6-0
4/22	Ferris State	W	11-8
4/22	Ferris State	L	13-14
4/23	Michigan	L	11-18
4/26	Illinois State	W	5-2
4/27	Illinois State	L	4-6
4/27	Illinois State	L	3-5
4/28	at Michigan State	L	2-5
4/28	at Michigan State	L	0-3
5/1	Bowling Green	W	4-0
5/1	Bowling Green	W	2-1
5/3	at Western Michigan	W	3-2
5/3	at Western Michigan	W	15-10
5/4	Marian	W	13-4
5/5	Detroit	W	9-1
5/6	Northwestern	W	14-9

Spring Break Trip (3-3)

Dallas-Fort Worth, Texas

3/22	vs. University of Dallas	W	4-1
3/22	vs. University of Dallas	W	2-3
3/24	at Texas Wesleyan	L	2-3
3/24	at Texas Wesleyan	L	0-4
3/25	vs. Dallas Baptist	L	5-6
3/25	vs. Dallas Baptist	W	4-0
4/6	at Marian	W	14-3
4/6	at Marian	W	12-1

4/9	Valparaiso	W	6-5
4/11	Bradley	W	5-4
4/12	Bradley	W	8-3
4/12	Bradley	W	20-0
4/13	at Toledo	W	3-2
4/13	at Toledo	L	1-6
4/15	at Valparaiso	L	3-5
4/18	at Illinois State	L	2-6
4/19	at Illinois State	W	2-1
4/20	Butler	W	10-0
4/20	Butler	W	3-2
4/22	at Bowling Green	W	10-4
4/22	at Bowling Green	L	1-6
4/25	at Michigan	L	3-4
4/25	at Michigan	L	2-10
4/29	Michigan State	L	2-10
4/29	Michigan State	L	1-2
5/3	at Ferris State	W	5-3
5/3	at Ferris State	L	1-2
5/4	Xavier	W	3-2
5/4	Xavier	W	7-3
5/5	Detroit	L	2-3
5/5	Detroit	L	0-5



Tom Kelly

1976-80
Five seasons
88-102-1 (.463)

1976 – RECORD: 16-24

Joe Sewell Classic (3-6)

Tuscaloosa, Alabama

3/14	vs. St. Bernard	L	3-4
3/17	vs. Auburn	L	2-10
3/17	vs. Auburn	L	0-9
3/18	vs. Auburn	L	6-8
3/18	vs. Jacksonville State	W	15-5
3/19	vs. Ohio State	L	0-3
3/19	at Alabama	L	0-9
3/20	vs. Ohio State	W	4-2
3/20	at Alabama	W	5-0
4/4	Northern Illinois	W	12-11
4/4	Northern Illinois	W	15-4
4/6	at Valparaiso	L	3-14
4/9	at Bradley	L	5-8
4/10	at Bradley	L	10-11
4/10	at Bradley	L	1-7
4/11	Toledo	L	3-13
4/11	Toledo	L	3-11
4/13	Bowling Green	L	4-5
4/13	Bowling Green	W	11-4
4/14	Valparaiso	W	13-10
4/16	at Illinois State	L	3-6
4/17	at Illinois State	L	4-5
4/17	at Illinois State	L	4-7
4/19	at Western Michigan	L	1-4
4/19	at Western Michigan	L	1-2
4/20	at Northwestern	L	9-12
4/21	Ferris State	L	5-8
4/24	Bethel	W	1-0
4/27	Ball State	L	0-9
4/27	Ball State	W	5-0
4/30	at Xavier	L	1-4
4/30	at Xavier	W	2-1
5/1	at Cincinnati	W	5-2
5/1	at Cincinnati	L	0-10
5/2	at Butler	W	9-5
5/2	at Butler	W	2-1
5/4	at Detroit	W	5-2
5/4	at Detroit	L	1-5
5/5	Michigan	W	5-4
5/5	Michigan	W	13-5



Mike Trudeau ranked as one of Notre Dame's top hitters in the mid-1980s, compiling a .343 career batting average.

1977 - RECORD: 17-26

3/14	Christian Brothers	W	5-2
3/14	Christian Brothers	W	4-0
3/15	Memphis State	L	0-12
3/15	Memphis State	L	6-11
3/16	Christian Brothers	L	0-8
3/17	at Delta State	L	1-6
3/17	at Delta State	L	2-3
3/18	at Delta State	L	1-6
3/19	vs. TN-Martin (@Delta St.)	L	5-10
3/19	vs. TN-Martin (@Delta St.)	W	5-4
3/20	Illinois-Chicago	W	9-5
3/20	Murray State	L	0-17
4/2	Toledo	L	7-8
4/2	Toledo	L	4-5
4/5	Bethel	W	12-1
4/5	Bethel	W	5-0
4/9	Central Michigan	L	8-9
4/12	at Valparaiso	L	2-6
4/12	Valparaiso	W	12-8
4/15	at Bowling Green	L	1-4
4/15	at Bowling Green	L	3-6
4/16	Illinois State	L	4-6
4/16	Illinois State	L	7-13
4/20	Northwestern	W	4-3
4/20	Northwestern	L	3-14
4/21	at Michigan	L	1-6
4/21	at Michigan	L	3-8
4/24	Butler	L	2-5
4/24	Butler	L	6-8
4/26	at Ball State	W	5-3
4/26	at Ball State	W	7-5
4/29	Cincinnati	W	5-1
4/29	Cincinnati	W	5-0
5/1	Xavier	W	5-4
5/1	Xavier	W	5-3
5/2	Western Michigan	W	4-0
5/2	Western Michigan	L	4-9
5/5	at Ferris State	L	2-8
5/5	at Ferris State	L	9-10
5/7	Detroit	L	0-4
5/7	Detroit	W	7-6
5/8	Detroit	W	11-6
5/8	Central Michigan	L	1-2

1978 - RECORD: 12-25-1

Rollins College Invitational (3-5-1)

Winter Park, Florida

3/20	vs. Wisconsin	W	4-1
3/20	vs. Wisconsin	W	12-6
3/21	at Rollins	L	3-6
3/22	vs. Delaware	W	11-9
3/22	vs. Florida Southern	L	0-12
3/23	vs. Wisconsin	T	4-4
3/24	at Rollins	L	5-7
3/25	vs. Delaware	L	1-16
3/25	vs. Stetson	L	2-8
3/31	Bethel	W	17-0
4/1	St. Joseph's (IN)	L	1-11
4/1	St. Joseph's (IN)	W	2-1
4/5	Valparaiso	W	4-1
4/6	at Bethel	L	2-5
4/9	Northwood	W	6-4
4/9	Northwood	W	3-2
4/12	at Western Michigan	L	4-7
4/12	at Western Michigan	L	1-2
4/15	Ball State	L	0-2
4/15	Ball State	L	0-8
4/16	at Butler	L	4-5
4/16	at Butler	L	2-8
4/22	Dayton	L	2-5
4/22	Dayton	W	8-3
4/25	at Valparaiso	L	1-2
4/29	at Cincinnati	L	7-8
4/29	at Cincinnati	L	6-9
4/30	at Xavier	L	0-1
4/30	at Xavier	W	5-4
5/3	Michigan	L	0-4
5/3	Michigan	L	0-6
5/4	Huntington	W	3-2
5/6	Bradley	W	3-1
5/6	Bradley	L	0-5
5/7	at Detroit	L	4-10
5/7	at Detroit	L	0-4
5/9	at Central Michigan	L	0-5
5/9	at Central Michigan	L	3-16



Mark Clementz is one of 16 Notre Dame baseball players to earn Academic All-America honors. He led the Irish in earned-run average during three straight seasons (1.50 in 1982, 3.41 in '83 and 3.31 in '84).

1979 - RECORD: 14-19

3/19	at Central Florida	L	3-10
3/20	at Florida	L	1-6
3/21	at Florida	L	0-12
3/22	vs. Delaware (@UCF)	W	8-5
3/23	vs. Delaware (@UCF)	L	7-15
3/24	at Central Florida	L	2-5
3/24	at Stetson	W	19-11
3/27	at Bethel	W	14-2
4/7	Northwestern	L	5-8
4/9	St. Mary's (MN)	W	1-0
4/9	St. Mary's (MN)	L	2-6
4/10	Valparaiso	W	9-3
4/10	Valparaiso	W	2-0
4/12	Bethel	L	3-4
4/14	Detroit	L	1-6
4/14	Detroit	W	8-6
4/16	Northwood	L	4-7
4/16	Northwood	W	16-3
4/17	Butler	W	4-3
4/17	Butler	L	2-7
4/20	at Huntington	W	3-2
4/20	at Huntington	W	9-1
4/21	at Dayton	L	3-4
4/21	at Dayton	W	4-1
4/23	at Bowling Green	L	7-8
4/23	at Bowling Green	L	0-7
4/29	Xavier	W	9-8
5/2	at Illinois-Chicago	L	3-4
5/2	at Illinois-Chicago	L	7-9
5/4	Western Michigan	W	5-4
5/4	Western Michigan	L	1-11
5/5	at Bradley	L	3-10
5/5	at Bradley	L	3-4

1980 - RECORD: 29-8

3/29	at Cincinnati	W	5-1
3/29	at Cincinnati	W	6-2
3/29	at Butler	L	2-6
4/2	at Indiana	W	2-1
4/2	at Indiana	W	6-2
4/3	at Butler	W	8-2
4/3	at Butler	L	0-7
4/5	Wisconsin	W	16-7
4/5	Wisconsin	W	8-4
4/7	St. Mary's (MN)	W	5-1
4/7	St. Mary's (MN)	W	2-1
4/11	at Illinois Tech	L	0-5
4/11	at Northwestern	W	3-2
4/12	at Northwestern	L	1-2
4/12	at Illinois Tech	W	13-7
4/16	St. Joseph's (IN)	W	5-1
4/16	St. Joseph's (IN)	W	7-5
4/19	Dayton	W	13-8
4/19	Dayton	W	13-12
4/20	at Valparaiso	L	1-3
4/20	at Valparaiso	W	9-2
4/22	at Western Michigan	L	8-9
4/22	at Western Michigan	L	12-16
4/25	Huntington	W	15-7
4/25	Huntington	W	7-6
4/26	Illinois-Chicago Circle	W	5-1
4/26	Illinois-Chicago Circle	W	3-0
4/27	Bowling Green	W	6-2
4/27	Bowling Green	W	8-7
4/29	at Bethel	W	14-0
4/29	at Bethel	W	7-5
5/3	Bradley	W	6-1
5/3	Bradley	W	10-8
5/4	Detroit	W	13-3
5/4	Detroit	W	6-5
5/6	Valparaiso	L	7-10
5/6	Valparaiso	W	8-3



Larry Gallo

1981-87
Seven seasons
157-167-3 (.485)

1981 - RECORD: 23-16-1

3/16	at Delta State	L	7-8
3/16	at Delta State	L	6-11
3/17	at Delta State	T	8-8
3/18	vs. Miss. (@Oxford, MS)	L	5-11
3/19	vs. Miss. (@Oxford, MS)	L	5-7
3/20	at Memphis State	L	5-6
3/20	at Memphis State	L	6-8
3/21	at Memphis State	L	2-12
3/25	at Purdue	W	3-1
3/25	at Purdue	L	1-5
3/28	at Huntington	W	6-5
3/28	at Huntington	W	1-0
3/29	at Dayton	L	2-6
3/29	at Dayton	W	19-3
4/1	Indiana	W	4-3
4/1	Indiana	L	14-16
4/3	St. Mary's (MN)	W	7-1
4/3	St. Mary's (MN)	W	2-1
4/4	Cincinnati	W	13-4
4/4	Cincinnati	W	17-9
4/7	Bethel	W	13-10
4/7	Bethel	W	11-5
4/16	Butler	W	2-1
4/16	Butler	W	4-3
4/18	at Detroit	L	3-4
4/18	at Detroit	L	7-8
4/20	Ball State	W	3-2
4/20	Ball State	W	8-0

Northwestern Invitational (1-2)

Evanston, Illinois

4/25	vs. Illinois Tech	L	4-5
4/25	vs. North Central	W	3-2
4/25	at Northwestern	L	5-9
4/27	Northwestern	W	10-2
4/27	Northwestern	W	8-7
4/29	at Bowling Green	W	8-7
4/29	at Bowling Green	W	2-1
5/2	at Wisconsin	W	3-1
5/2	at Wisconsin	L	1-6
5/3	at Ill.-Chicago Circle	L	11-14
5/3	at Ill.-Chicago Circle	W	8-6
5/5	Valparaiso	W	8-1

Did You Know? ...

The 1984 Notre Dame baseball team opened its season with Spring Break games in San Antonio, which proved to be a fine host for the Irish during the rest of the decade (the team has returned to the Alamo City 20 times from 1985-2011).

Year-by-Year Results

1982 – RECORD: 28-15

3/15	at Oklahoma	L	3-15
3/16	at Oklahoma City	W	19-7
3/17	at Oral Roberts	L	2-5
3/17	at Oral Roberts	L	1-2
3/18	vs. N. Dakota St. (@Tulsa)	W	7-4
3/18	at Oral Roberts	L	0-13
3/19	at Missouri Southern	L	3-4
3/20	at Missouri Southern	L	8-9
3/24	Huntington	W	2-0
3/24	Huntington	W	11-1
4/1	at Valparaiso	W	3-0
4/1	at Valparaiso	W	2-0
4/10	Purdue	W	9-3
4/10	Purdue	L	0-6
4/11	at Butler	W	13-6
4/14	Wisconsin	W	4-1
4/14	Wisconsin	W	10-3
4/15	at Bethel	W	1-0
4/15	at Bethel	L	1-3
4/17	at DePauw	W	13-4
4/17	at DePauw	W	7-3
4/18	at Indiana State	L	2-3
4/18	at Indiana State	L	6-7
4/19	at Ball State	W	6-2
4/19	at Ball State	L	4-8
4/21	St. Joseph's (IN)	W	7-2
4/21	St. Joseph's (IN)	W	15-5
4/24	Dayton	W	17-1
4/24	Dayton	W	7-3
4/25	Dayton	L	3-5
4/25	Detroit	W	2-1
4/27	Bowling Green	W	10-2
4/27	Bowling Green	W	5-0
4/28	at Western Michigan	L	1-5
4/28	at Western Michigan	L	2-3
4/29	Valparaiso	W	2-1
4/29	Valparaiso	W	7-2
5/1	Wright State	W	5-2
5/1	Wright State	W	3-0
5/2	Illinois-Chicago Circle	W	9-2
5/2	Illinois-Chicago Circle	W	11-4
5/4	Northwestern	L	3-9
5/4	Northwestern	W	3-1

1983 – RECORD: 19-28

MWCC: 7-4 (2nd North) MWCC Tournament

3/13	vs. Greighton (@ORU)	L	5-6
3/13	at Oral Roberts	L	3-12
3/14	vs. Kansas State (@ORU)	L	0-9
3/14	at Oral Roberts	L	0-8
3/15	vs. Kansas State (@ORU)	L	3-5
3/16	St. Mary of Plains (@ORU)	L	1-3
3/16	St. Mary of Plains (@ORU)	W	8-1
3/17	at Arkansas	L	0-5
3/18	at Missouri Southern	W	3-1
3/19	at Southwest Missouri	L	1-13
3/19	at Southwest Missouri	W	9-7
3/26	at Miami (OH)	L	1-2
3/26	at Miami (OH)	L	5-6
3/27	at Dayton	L	5-6
3/31	at Valparaiso	W	4-2
3/31	at Valparaiso	W	4-2
4/4	Xavier	L	3-6
4/4	Xavier	W	9-0
4/5	Xavier	W	4-3
4/5	Xavier	W	5-3
4/7	Bethel	W	3-2
4/7	Bethel	W	7-2
4/13	Ball State	W	5-3
4/13	Ball State	L	1-9
4/16	Indiana State	L	0-3
4/16	Indiana State	L	1-4

4/19	at Northwestern	L	5-7
4/19	at Northwestern	L	0-3
4/23	at Detroit	L	4-7
4/23	at Detroit	L	4-8
4/24	at Detroit	W	4-2
4/24	at Detroit	L	7-8
4/26	at Bowling Green	L	1-4
4/26	at Bowling Green	L	2-7
4/29	at Butler	W	5-2
4/29	at Butler	W	8-3
4/30	Butler	W	7-3
5/2	Western Michigan	L	4-17
5/2	Western Michigan	W	11-7
5/3	Valparaiso	L	2-6
5/3	Valparaiso	W	12-3
5/11	Lewis	L	4-7
5/11	Lewis	L	0-2
5/13	Michigan State	W	7-5
5/13	Michigan State	W	2-1

MWCC Tournament (0-2) Oral Roberts University

Tulsa, Oklahoma

5/21	at Oral Roberts	L	5-18
5/22	vs. Detroit	L	9-10

1984 – RECORD: 24-24

MWCC: 4-6 (3rd North)

Spring Break Trip (4-7)

San Antonio, Texas

3/17	at St. Edward's	L	5-7
3/18	vs. Trinity	W	4-3
3/19	vs. Minnesota	L	4-7
3/20	vs. St. Mary's (MN)	L	0-1
3/20	vs. St. Mary's (MN)	L	3-8
3/21	vs. Mankato State	W	8-5
3/22	vs. Trinity	W	8-2
3/22	vs. Trinity	W	9-0
3/23	at St. Mary's (TX)	L	7-8
3/24	at Texas Lutheran	L	4-5
3/24	at Texas Lutheran	L	4-6
3/29	at Bethel	L	11-12
3/31	at Indiana	W	3-1
3/31	at Indiana	L	1-4
4/1	Dayton	W	3-1
4/1	Dayton	W	10-4
4/7	Wisconsin	W	7-6
4/7	Wisconsin	W	7-4
4/8	DePauw	W	9-3
4/8	DePauw	L	10-11
4/10	Illinois-Chicago	W	15-1
4/11	at Michigan State	L	1-7
4/11	at Michigan State	L	2-7
4/14	at Xavier	L	1-4
4/14	at Xavier	W	12-9
4/15	at Xavier	L	1-4
4/15	at Xavier	L	3-14
4/18	Purdue	W	4-1
4/18	Purdue	L	4-5
4/21	at Detroit	L	1-7
4/21	at Detroit	W	1-1
4/24	at Valparaiso	W	9-5
4/24	at Valparaiso	W	8-7
4/25	Bowling Green	L	0-4
4/25	Bowling Green	W	7-1
4/28	Butler	W	10-5
4/28	Butler	W	16-2
4/29	at Butler	L	4-7
4/29	at Butler	L	2-5
5/2	at Western Michigan	L	2-4
5/2	at Western Michigan	W	4-1
5/5	Huntington	W	14-4
5/5	Huntington	W	14-0
5/6	at Lewis	L	0-4
5/6	at Lewis	W	6-3

	at Valparaiso	L	7-11
5/8	Northwestern	W	16-11
5/8	Northwestern	L	2-4

1985 – RECORD: 26-27-2

MWCC: 8-4 (2nd North) MWCC Tournament

3/16	at TCU	L	3-9
3/17	at Houston	L	4-14
3/18	at St. Mary's (TX)	W	9-1
3/19	at St. Edward's	L	6-9
3/19	at St. Edward's	L	2-3
3/20	at Schreiner	W	8-3
3/21	at Trinity	W	8-3
3/21	at Trinity	W	8-6
3/22	at St. Mary's (TX)	L	5-7
3/23	at Texas Lutheran	L	7-13
3/23	at Texas Lutheran	L	0-14
4/2	Ball State	W	6-5
4/2	Ball State	L	3-8
4/3	Northwestern	L	3-8
4/3	Northwestern	W	11-5
4/4	Michigan State	L	1-3
4/4	Michigan State	L	5-6
4/6	Wisconsin	L	6-7
4/6	Wisconsin	W	7-1
4/7	Wisconsin (8)	L	5-6
4/7	Wisconsin (8)	T	15-15
4/10	at Northwestern	L	1-4
4/10	at Northwestern	L	1-6
4/11	Bethel	W	9-6
4/11	Bethel	W	8-5
4/13	Xavier	L	0-4
4/13	Xavier	W	5-4
4/14	Xavier	L	4-16
4/14	Xavier	L	4-7
4/16	Valparaiso	L	3-5
4/16	Valparaiso	W	6-4
4/17	Purdue	L	3-13
4/17	Purdue	L	8-13
4/20	at Detroit	W	3-2
4/20	at Detroit	W	12-6
4/21	at Detroit	W	19-0
4/21	at Detroit	W	19-6
4/23	Lewis	L	4-9
4/23	Lewis	W	11-5
4/24	at Bowling Green	W	10-9
4/24	at Bowling Green	T	5-5
4/27	at Butler	L	2-3
4/27	at Butler	W	5-1
4/28	Butler	W	8-7
4/28	Butler	W	7-2
4/30	at Illinois-Chicago	W	11-1
5/1	Western Michigan	W	7-1
5/1	Western Michigan	W	2-1
5/4	at Maine	W	7-3
5/4	at Maine	W	1-0
5/5	at Maine	L	4-6
5/5	at Maine	L	1-7

MWCC Tournament

Oral Roberts University

Tulsa, Oklahoma (1-2)

5/17	at Oral Roberts	L	13-14
5/18	vs. Evansville	W	1-0
5/18	at Oral Roberts	L	0-12

1986 – RECORD: 22-28

MCC: 5-7 (3rd North)

3/9	at Indiana	L	9-10
3/9	at Indiana	L	10-11
3/15	at DePauw	W	11-5
3/15	at DePauw	W	11-1
3/16	at DePauw	W	8-7
3/16	at DePauw	W	9-7

3/17	St. Joseph's (IN)	W	4-1
3/17	St. Joseph's (IN)	W	8-0

California Riverside Invitational (0-7)

3/24	vs. Washington	L	4-10
3/25	at California-Riverside	L	2-13
3/26	vs. Oregon State	L	1-4
3/27	vs. Tulane	L	6-8
3/27	vs. Wisconsin	L	9-11
3/28	vs. Brigham Young	L	0-10
3/28	vs. Cornell	L	2-4
4/1	Chicago State	W	8-4
4/2	at Valparaiso	W	5-0
4/3	at Bethel	W	6-4
4/3	at Bethel	W	7-5
4/5	Wisconsin	L	6-9
4/5	Wisconsin	L	7-9
4/6	Wisconsin	W	8-7
4/6	Wisconsin	W	7-6
4/8	at Michigan State	L	7-8
4/8	at Michigan State	W	20-11
4/9	Illinois-Chicago	W	11-7
4/12	at Xavier	L	3-15
4/12	at Xavier	W	7-5
4/13	at Xavier	L	5-7
4/13	at Xavier	L	2-5
4/16	at Purdue	L	6-20
4/19	Detroit	L	6-8
4/19	Detroit	L	10-13
4/20	Detroit	L	2-3
4/20	Detroit	L	5-10
4/22	at Lewis	L	0-18
4/23	Bowling Green	L	3-4
4/23	Bowling Green	W	15-4
4/26	Butler	W	7-6
4/26	Butler	W	11-6
4/27	at Butler	W	14-0
4/27	at Butler	W	9-2
4/29	Purdue	L	6-9
4/30	at Western Michigan	L	7-8
4/30	at Western Michigan	L	4-5
4/31	Valparaiso	W	5-1
5/3	at Northwestern	L	2-3
5/3	at Northwestern	L	1-8
5/4	Northwestern	L	4-6
5/4	Northwestern	W	22-5

1987 – RECORD: 15-29

MCC: 2-6 (1st East)

3/7	at Indiana	L	3-4
3/7	at Indiana	L	2-4
3/8	at Indiana	L	0-3

Spring Break Trip

San Antonio, Texas (6-4)

3/14	at Schreiner	W	3-1
3/14	at Schreiner	W	4-1
3/15	vs. St. Edward's (@Keefe)	L	3-5
3/16	vs. SW TX (@Keefe)	W	10-5
3/17	vs. Inc. Word (@Trinity)	W	8-6
3/17	vs. Inc. Word (@Trinity)	L	7-8
3/18	Baylor (@Keefe)	L	4-9
3/19	at St. Mary's (TX)	L	3-7
3/20	at Texas Lutheran	W	3-1
3/21	at St. Mary's (TX)	W	8-1
3/28	at Ball State	L	2-4
3/28	at Ball State	W	3-2
3/29	Indiana	L	5-11
4/1	Valparaiso	L	5-9
4/4	Wisconsin	L	0-7
4/4	Wisconsin	L	0-7
4/5	Wisconsin	L	1-3
4/5	Wisconsin	L	1-5
4/7	Michigan State	L	10-13
4/7	Michigan State	L	8-10

4/8	at Illinois-Chicago	W	20-3
4/11	at Tulane	L	3-11
4/11	at Tulane	W	8-6
4/12	at Tulane	L	1-7
4/18	at Detroit	L	2-3
4/18	at Detroit	L	2-6
4/19	St. Joseph's (IN)	W	6-3
4/19	St. Joseph's (IN)	W	6-5
4/21	Bethel	W	10-1
4/23	Butler	L	5-6
4/25	vs. St. Louis (@Sauget, IL)	L	1-3
4/25	vs. St. Louis (@Sauget, IL)	W	5-2
4/26	vs. St. Louis (@Sauget, IL)	L	2-3
4/27	Western Michigan	L	5-7
4/28	Purdue	L	5-8
4/30	at DePauw	W	13-3
4/30	at DePauw	L	3-5
5/2	Xavier	L	0-2
5/2	Xavier	W	4-1
5/3	Northwestern	L	0-1
5/4	Northwestern	L	6-7

Pat Murphy

1988-94
Seven seasons
318-116-1 (.732)

1988 – RECORD: 39-22

MCC: 11-3 (1st North)

MCC Tournament

2/25	at Duke	W	14-11
2/26	at Duke	L	6-9
2/27	at Wake Forest	L	10-17
2/28	at Wake Forest	L	5-12
3/6	at Indiana	L	1-10
3/6	at Indiana	L	4-7
3/9	Goshen	W	10-0

Spring Break Trip

San Antonio, Texas (4-5)

3/12	at Schreiner	L	0-4
3/12	at Schreiner	W	19-2
3/14	at St. Edwards	L	4-5
3/14	at Texas Lutheran	W	7-3
3/14	at Texas Lutheran	W	8-2
3/17	at Incarnate Word	L	2-10
3/18	vs. Cornell (@Keefe)	W	16-2
3/19	at St. Mary's (TX) (8)	L	6-7
3/19	at St. Mary's (TX)	L	1-3
3/23	at Bethel	W	5-1
3/23	at Bethel	W	2-1
3/25	Wisconsin	L	2-9
3/26	at Butler	W	5-1
3/26	at Butler (8)	W	3-2
3/27	Chicago State (CS)	W	3-1
3/27	Chicago State (CS)	W	3-0
3/30	Dayton (CS)	L	0-3
3/30	Dayton (CS)	W	12-3
3/31	Dayton (CS)	W	3-2
3/31	Dayton (CS)	L	2-4
4/4	at Bowling Green	W	11-7
4/5	Northeastern Illinois	W	5-4
4/9	at Xavier	W	14-2
4/9	at Xavier	W	13-4
4/10	at Xavier	W	6-1
4/10	at Xavier	W	7-6
4/12	at Purdue	L	7-11
4/13	Northwestern	L	0-5
4/16	Detroit	W	9-8
4/16	Detroit	W	12-11
4/17	Detroit	L	12-14
4/17	Detroit	W	16-11
4/19	at Western Michigan	L	10-28
4/21	IUPUI (CS)	L	5-10

4/23	at Michigan State	L	1-13
4/23	at Michigan State	L	5-6
4/24	Illinois-Chicago	W	8-1
4/24	Illinois-Chicago	W	8-1
4/26	Purdue	W	5-2
5/7	at Valparaiso	W	10-2
5/7	at Valparaiso	W	9-3
5/8	Valparaiso	W	12-3
5/8	Valparaiso	W	6-5
5/9	Tri-State	W	8-2
5/9	Tri-State	W	16-5
5/10	at Illinois-Chicago	W	10-3
5/10	at Illinois-Chicago	W	8-4
5/11	at Ball State	W	13-4
5/11	at Ball State	W	2-0
5/17	University of Chicago	W	11-2
5/17	University of Chicago	W	8-5

MCC Tournament

Coveleski Stadium

South Bend, Indiana (1-2)

5/20	Butler	W	11-6
5/21	Detroit	L	4-5
5/22	Evansville	L	6-9

CS-Coveleski Stadium

1989 – RECORD: 48-19-1

MCC: 21-9 (2nd North)

MCC Tournament Champions

NCAA Tournament Team

2/23	at Trinity	W	12-2
2/23	at Trinity	W	12-4
2/24	at Texas	W	12-9
2/25	at St. Mary's (TX)	L	0-5
2/25	at St. Mary's (TX)	W	4-2
3/5	vs. Pitt. (@Orlando)	W	16-9
3/6	at Rollins College	L	1-8
3/8	at Miami (FL)	W	4-2
3/9	vs. Vanderbilt (@Rollins)	L	2-11
3/10	vs. Penn. (@Orlando)	W	15-8
3/11	vs. Columbia (@Orl.)	W	9-2
3/18	at Duke	W	5-4
3/19	vs. St. Bon. (@Duke)	W	5-2
3/19	at Duke	L	2-8
3/23	at Butler	W	15-1
3/23	at Butler	W	12-3
3/25	at Indiana	L	0-10
3/29	Chicago State	W	7-1
4/1	at Saint Louis	W	1-0
4/1	at Saint Louis	W	6-2
4/5	Illinois-Chicago	W	13-2
4/5	Illinois-Chicago	L	0-5
4/9	at Xavier	W	3-2
4/9	at Xavier	W	12-3
4/10	at Xavier	W	12-1
4/10	at Xavier	W	6-3
4/12	at Illinois-Chicago	W	5-0
4/12	at Illinois-Chicago	W	6-3
4/13	Butler	W	5-1
4/13	Butler	W	11-6
4/15	at Dayton	W	6-5
4/15	at Dayton	W	13-4
4/16	at Dayton	L	3-7
4/16	at Dayton	W	22-9
4/19	Northwestern	W	10-8
4/20	Tri-State	W	16-5
4/22	Detroit (CS)	L	0-1
4/22	Detroit (CS)	W	7-2
4/23	Detroit (CS)	L	3-6
4/23	Detroit (CS)	L	4-5
4/26	Indiana	W	11-7
4/27	at Chicago State	W	7-4
4/27	at Chicago State	L	4-5
4/29	Xavier	W	3-0
4/29	Xavier	W	11-6

4/30	Xavier	W	8-5
4/30	Xavier	L	2-6
5/1	at Valparaiso	W	5-4
5/2	Valparaiso	W	15-14
5/4	at Northwestern	T	5-5
5/4	at Detroit	L	2-4
5/6	at Detroit	L	2-4
5/7	at Detroit	L	6-7
5/7	at Detroit	W	7-6
5/13	Dayton	W	9-4
5/13	Dayton	W	3-2
5/14	Dayton	L	3-5
5/14	Dayton	W	14-0

MCC Tournament

Coveleski Stadium

South Bend, Indiana (6-1)

5/17	Butler	W	13-1
5/18	Detroit	L	15-16
5/19	Saint Louis	W	10-6
5/20	Dayton	W	20-4
5/20	Evansville	W	11-2
5/20	Detroit	W	4-1
5/20	Detroit	W	21-10

NCAA Tournament – West II Regional, Fresno, California (1-2)

5/26	at Fresno State	L	8-9
5/27	vs. Portland	W	8-6
5/28	at Fresno State	L	4-11

CS-Coveleski Stadium

1990 – RECORD: 46-12

MCC: 25-3 (1st North)

MCC Tournament Runner-Up

2/5	Goshen	W	3-0
2/23	at Hawaii	L	0-6
2/24	at Hawaii	L	7-12
3/2	at Texas	L	3-5
3/3	at St. Mary's (TX)	W	3-2
3/3	at St. Mary's (TX)	W	5-1
3/4	at Trinity	W	5-4
3/10	at Saint Louis	W	10-2
3/11	vs. Bradley (@SLU)	W	10-2
3/11	vs. N. Iowa (@SLU)	W	6-1

College Baseball Classic

Kindom

Seattle, Washington (3-1)

3/16	vs. Air Force	W	4-3
3/16	vs. Washington	W	8-4
3/17	vs. Duke	L	2-4
3/17	vs. Air Force	W	4-3
3/25	at Butler	W	3-1
3/25	at Butler	W	4-2
3/28	at Purdue	L	8-10
3/31	Saint Louis (CS)	W	5-0
4/7	Dayton	W	11-3
4/7	Dayton	W	6-4
4/8	Dayton	W	7-1
4/8	Dayton	W	10-9
4/12	Purdue (CS)	W	14-2
4/14	at Xavier	W	6-4
4/15	at Xavier	L	2-3
4/15	at Xavier	W	4-2
4/16	at Xavier	W	2-0
4/18	Northwestern (CS)	L	3-7
4/19	Butler	L	7-8
4/19	Butler	W	3-2
4/22	at Dayton	W	11-1
4/22	at Dayton	W	14-2
4/23	at Dayton	W	7-3
4/23	at Dayton	L	5-6
4/24	Chicago State (CS)	W	5-4
4/24	Chicago State (CS)	W	12-4

4/25	Chicago State (CS)	W	6-3
4/25	Chicago State (CS)	W	3-2
4/28	at Detroit	W	3-2
4/28	at Detroit	W	10-9
4/29	at Detroit	W	4-3
4/29	at Detroit	W	4-2
4/30	at Illinois-Chicago	W	10-8
4/30	at Illinois-Chicago	L	8-9
5/2	Valparaiso	W	6-4
5/2	Valparaiso	W	11-1
5/5	Xavier	W	8-6
5/5	Xavier	W	17-13
5/6	Xavier	W	6-2
5/6	Xavier	W	14-4
5/13	Detroit	W	7-1
5/13	Detroit	W	8-4
5/15	Chicago	W	9-1
5/15	Chicago	W	4-1

MCC Tournament

Coveleski Stadium

South Bend, Indiana (2-2)

5/17	Butler	W	6-0
5/18	Evansville	L	3-7
5/18	Dayton	W	16-3
5/19	Evansville	L	7-8

CS-Coveleski Stadium



Second baseman Greg Layson – who ranks fifth in Notre Dame history with 80 career stolen bases – earned first team All-Midwestern Collegiate Conference honors in 1991, as the second of six Notre Dame freshmen ever named first team all-conference (since '83), with that group including outfielder Scott Sollmann ('94) and his brother Steve ('01), an All-America second baseman.

Did You Know? ...

The Notre Dame baseball team – under first-year head coach Pat Murphy – won 39 games in 1988, setting in motion a 19-year period in which the Irish averaged nearly 45 wins per season (from 1988-2006) while advancing to the NCAA's 13 times in that span.

Year-by-Year Results



Notre Dame's 1993 NCAA Tournament East Regional Team (46-16)

(kneeling, from left) Greg Layson, A.J. Jones, Mark Mapes, Bob Lisanti, Robbie Kent, David Sinnes, assistant coach Brian Cleary, Robbie Birk, Casey Clevenger, Dewan Simon, junior manager Dave Walters; (middle row, from left) senior manager Ed Smith, athletic trainer Mike Bean, George Restovich, Tom Price, Edwin Hartwell, assistant coach Gary Tuck, head coach Pat Murphy, assistant coach Cory Mee, Craig DeSensi, Bill Fideli, Marty DeGraff and Matt Haas; (back row, from left) Eric Danapilis, Tim Kraus, Garret Carlson, Alan Walania, Dan Adams, Ryan Topham, Paul Failla, Chris Michalak, Craig Allen, Corey Wrablewski and Colin Rittgers (not pictured: Rowan Richards).

1991 — RECORD: 45-16

MCC: 18-5 (2nd)		
MCC Tournament Champions		
Oakland A's Tournament (2-2)		
Phoenix, Arizona		
2/21 vs. Dartmouth	W	4-2
2/22 vs. Nebraska	W	8-5
2/23 vs. Ohio State	L	1-6
2/24 vs. Ohio State (11)	L	11-12
3/1 at Texas	W	13-4
3/2 at St. Mary's (TX)	W	6-4
3/2 at St. Mary's (TX)	W	9-3
3/3 at Trinity	W	8-2
3/3 at Trinity	W	8-3

Diamond Club Classic (1-3)

Mobile, Alabama

3/9 at South Alabama	L	7-9
3/10 vs. Michigan	L	5-6
3/11 at Tulane	L	3-5
3/12 at Louisiana State	W	6-3

College Baseball Classic (4-0)

Kingdome

Seattle, Washington

3/15 vs. Air Force	W	9-6
3/15 vs. Northwestern	W	7-0
3/16 vs. Washington	W	9-7
3/17 vs. Washington	W	4-2
3/22 at Virginia	L	6-12
3/24 at Virginia	W	12-0
3/24 at Virginia	L	2-5

Oscar Mayer Classic (0-3)

Metrodome

Minneapolis, Minnesota

3/29 vs. Stanford	L	3-7
3/30 vs. Minnesota	L	5-9
3/31 vs. UCLA	L	3-6
4/6 at Evansville	L	0-5
4/6 at Evansville	W	12-6
4/7 at Evansville	L	1-2
4/7 at Evansville	W	5-0
4/11 at Tri-State	W	10-6
4/13 Xavier	W	12-5
4/14 Xavier	W	7-6
4/14 Xavier	W	9-3
4/15 Illinois-Chicago (CS)	W	4-0
4/15 Illinois-Chicago (CS)	W	1-0
4/17 Chicago State (CS)	W	5-1
4/17 Chicago State (CS)	W	5-0
4/18 at Michigan	W	11-6
4/20 at Butler	W	11-0
4/20 at Butler	W	5-1
4/21 at Butler	W	2-1
4/21 at Butler	W	7-2
4/24 Indiana State (CS)	W	6-5
4/27 Saint Louis	W	8-5
4/27 Saint Louis	W	18-7
4/28 Saint Louis	W	2-1
4/28 Saint Louis	L	1-3
5/1 Valparaiso	W	12-0
5/1 Valparaiso	W	11-5
5/4 Detroit	L	5-6
5/4 Detroit	L	4-7
5/5 Detroit	W	6-2

5/5 Detroit	W	7-1
5/11 at Dayton	W	6-4
5/11 at Dayton	W	20-0
5/12 at Dayton	W	10-2
5/12 at Dayton	W	12-8
5/13 Western Michigan	L	5-8
5/14 Chicago	W	18-14

MCC Tournament (4-0)

Coveleski Stadium

South Bend, Indiana

5/15 Dayton	W	8-2
5/16 Detroit	W	9-7
5/17 Evansville	W	12-5
5/18 Evansville	W	12-5

CS - Coveleski Stadium

1992 — RECORD: 48-15

MCC: 18-2 (1st)

MCC Tournament Champions

NCAA Tournament

Service Academies Classic (4-0)

Millington, Tennessee

2/28 vs. Army	W	2-1
2/28 vs. Navy	W	7-6
2/29 vs. Air Force	W	12-4
3/1 vs. Memphis State (7)	W	10-0

Big Four Classic (3-1)

Louisville, Kentucky

3/6 at Louisville	W	3-2
3/7 vs. Kentucky	L	1-8
3/7 vs. Indiana	W	4-1
3/8 vs. Kentucky	W	6-2

College Baseball Classic (3-1)

Kingdome

Seattle, Washington

3/12 vs. Washington	W	4-0
3/13 vs. Brigham Young	L	3-7
3/14 vs. Yale	W	13-7
3/15 vs. Washington State	W	9-6
3/20 at Arizona State	L	2-16
3/21 at Arizona State	L	5-9
3/22 at Arizona State	L	5-9
3/27 at Miami (FL)	W	2-1
3/28 at Miami (FL)	L	6-18
3/29 at Miami (FL) (11)	L	5-6
4/4 Ball State (CS) (7)	W	7-1
4/4 Ball State (CS)	L	0-3
4/5 Western Michigan (CS)	W	9-1

4/6 Toledo (CS)	W	13-7
4/8 Purdue (CS)	L	4-5
4/10 Evansville (CS)	W	6-0
4/11 Evansville (7)	W	5-1
4/11 Evansville (7)	W	7-3
4/12 Evansville	W	4-0
4/15 Illinois (CS)	L	2-7
4/16 at Purdue (5)	W	7-0
4/17 Butler (CS) (7)	W	10-0
4/17 Butler (CS)	W	4-3
4/18 Butler (CS) (8)	W	1-0
4/18 Butler (CS)	W	6-2
4/20 at Indiana State	W	18-7
4/21 at Illinois	L	12-13
4/25 at Xavier (7)	L	0-1
4/25 at Xavier	W	5-3
4/26 at Xavier	W	11-5
4/26 at Xavier	W	9-1
4/29 Illinois-Chicago (CS)	W	2-1
4/29 Illinois-Chicago (CS)	W	9-2
4/30 Eastern Michigan	W	6-1
5/1 Cleveland State (5)	W	22-3
5/1 Cleveland State (5)	W	20-9
5/2 at Detroit Mercy (5)	W	16-1
5/2 at Detroit Mercy (5)	W	20-0
5/3 at Detroit Mercy (7)	W	11-2
5/3 at Detroit Mercy	W	5-1
5/8 Michigan (CS)	W	5-3
5/9 Dayton (7)	L	2-5
5/9 Dayton (11)	W	7-5
5/10 Dayton (7)	W	7-1
5/10 Dayton	W	10-5
5/11 Bowling Green (CS)	W	6-5

MCC Tournament

Coveleski Stadium

South Bend, Indiana (4-0)

5/13 Xavier	W	3-2
5/14 Dayton	W	10-1
5/15 Detroit Mercy	W	11-2
5/16 Evansville	W	8-1

NCAA Tournament

Atlantic Regional

Miami, Florida (3-2)

5/22 vs. South Carolina	L	1-5
5/23 at Miami	W	6-3
5/24 vs. Delaware	W	12-6
5/25 vs. South Carolina	W	11-2
5/25 at Miami	L	1-5

CS-Coveleski Stadium



Outfielder Rowan Richards was a top reserve as a freshman on Notre Dame's 1993 team before cracking the starting lineup in 1995 and '96.

1993 – RECORD: 46-16

MCC: 23-4 (1st) MCC Tournament Champions NCAA Tournament

3/8	at Arizona State	W	11-4
3/9	at Arizona	L	6-19
3/10	at Arizona	L	9-10
3/13	at Wichita State	L	11-14
3/14	at Wichita State	W	8-6
3/19	at Kentucky	W	7-6
3/20	at Kentucky	L	10-13
3/21	at Kentucky	L	7-8
3/21	at Kentucky	L	6-9
3/27	at Xavier (7)	W	6-0
3/27	at Xavier	W	18-5
3/28	at Xavier	W	14-4
3/28	at Xavier	W	8-4
4/3	at Butler	L	1-3
4/3	at Butler (7)	W	3-0
4/4	at Butler	W	17-9
4/4	at Butler	W	18-3
4/6	Illinois (CS)	L	4-11
4/7	at Purdue	W	2-1
4/9	La Salle (CS)	W	4-3
4/10	La Salle (CS)	W	20-0
4/10	La Salle (CS)	W	6-2
4/11	La Salle (CS) (7)	W	8-3
4/12	Cleveland State	W	8-3
4/12	Cleveland State	W	11-5
4/18	at Duquesne (7)	W	5-1
4/18	at Duquesne	W	11-0
4/19	at Duquesne	W	12-8
4/19	at Duquesne (5)	W	11-0
4/20	Toledo	W	5-2
4/20	Toledo (7)	W	2-1
4/21	Purdue (CS)	W	7-5
4/24	at Evansville	L	3-11
4/24	at Evansville	W	6-0
4/25	at Evansville (5)	L	0-3
4/27	Valparaiso (CS) (7)	L	1-2
4/27	Valparaiso (CS)	W	6-5
4/28	Indiana State (CS)	L	0-2
5/1	Detroit Mercy	W	2-0
5/1	Detroit Mercy	W	4-2
5/2	Detroit Mercy (7)	W	10-3
5/2	Detroit Mercy	L	2-8
5/10	at Indiana State	W	20-9
5/11	Illinois-Chicago	W	19-6
5/12	at Northwestern	W	10-1
5/13	at Cleveland State	W	10-8
5/13	at Cleveland State	W	10-4
5/14	Dayton (7)	W	9-4
5/14	Dayton	W	14-6
5/15	Dayton	W	15-4
5/15	Dayton	W	19-12
5/17	Central Michigan	W	7-4

MCC Tournament (4-1)

Coveleski Stadium

South Bend, Indiana

5/18	Duquesne	W	18-4
5/19	Butler	W	15-2
5/20	Detroit Mercy	W	14-8
5/21	Evansville	L	1-5
5/22	Evansville	W	22-5

NCAA Tournament (3-2)

East Regional

Tallahassee, Florida

5/27	vs. Mississippi State	W	15-1
5/28	at Florida State (11)	L	3-7
5/29	vs. Central Florida	W	12-3
5/29	at Florida State	W	4-3
5/30	vs. Long Beach State	L	3-13

CS – Coveleski Stadium

1994 – RECORD: 46-16

MCC: 14-4 (1st) MCC Tournament Champions NCAA Tournament

3/5	at Tulane	W	8-2
3/6	at Tulane	W	9-0
3/7	at Tulane	L	2-6
3/10	at Alabama	L	2-5
3/11	at Alabama	W	5-4
3/12	at Alabama	W	10-7

College Baseball Classic (1-2)

Kingdome

Seattle, Washington

3/17	vs. Tennessee	L	5-8
3/18	vs. Washington	L	2-4
3/19	vs. Brigham Young	W	7-2
3/26	at LaSalle	W	9-2
3/26	at LaSalle	W	21-1
3/30	Indiana	W	7-6
4/2	Miami (FL)	L	7-19
4/2	Miami (FL)	L	2-5
4/3	Miami (FL)	L	2-4
4/7	Toledo	W	5-3
4/8	Xavier	W	13-2
4/9	Xavier	W	11-6
4/9	Xavier	W	14-3
4/10	Xavier	W	15-3
4/12	Illinois-Chicago	W	14-1
4/15	Wisconsin-Milwaukee	W	12-3
4/15	Wisconsin-Milwaukee	W	14-8
4/16	at Butler	L	1-3
4/16	at Butler	W	8-0
4/17	at Butler	W	3-0
4/17	at Butler	W	10-3
4/18	Cleveland State	W	18-4
4/18	Cleveland State	W	14-5
4/19	Purdue	W	8-1
4/21	Valparaiso	W	15-1
4/23	Evansville	W	3-2
4/23	Evansville	L	5-9
4/24	Evansville	W	7-6
4/24	Evansville	W	12-0
4/25	Goshen	W	11-5
4/25	Goshen	W	8-7
4/27	Indiana State	W	4-0
4/29	Northern Iowa	W	3-0
5/6	Saint Louis	W	14-3
5/7	Saint Louis	W	11-5
5/8	Saint Louis	W	6-4
5/9	Central Michigan	W	5-4
5/10	at Purdue	W	12-5
5/12	at Indiana State	L	8-11
5/13	Detroit	W	5-4
5/13	Detroit	L	8-9
5/14	Detroit	L	5-10
5/14	Detroit	W	5-4
5/16	Chicago State	W	5-1
5/16	Chicago State	W	8-2
5/17	Eastern Illinois	L	4-8
5/17	Eastern Illinois	W	10-3

MCC Tournament (4-1)

Coveleski Stadium

South Bend, Indiana

5/18	LaSalle	W	21-1
5/19	Detroit	L	6-7
5/19	Butler	W	11-3
5/20	Evansville	W	13-3
5/21	Evansville	W	10-2



Notre Dame returned to the NAAs in 1996, as part of a wild 62-game season that featured the program's first year in the BIG EAST Conference and a strong runner-up showing at the BIG EAST Tournament.

NCAA Tournament (2-2)

East Regional

Clemson, South Carolina

5/26	vs. Old Dominion	L	5-9
5/27	at Clemson	W	8-1
5/28	vs. The Citadel	W	5-1
5/29	vs. Auburn	L	0-8



Paul Mainieri

1995-2006
12 seasons
533-213-3 (.714)

1995 – RECORD: 40-21

MCC: 11-4 (1st West)

MCC Tournament Runner-Up

Anaheim Classic (1-2)

Fullerton, California

2/24	vs. Texas	L	6-10
2/25	at Cal State Fullerton	L	3-20
2/26	vs. Pepperdine	W	14-5

College Baseball Classic (3-0)

Kingdome

Seattle, Washington

3/3	vs. Washington	W	21-10
3/4	vs. Washington State	W	2-1
3/5	vs. Nevada	W	11-4

Irish Baseball Classic (2-2)

Wolff Stadium

San Antonio, Texas

3/11	vs. George Washington	W	1-0
3/12	vs. Baylor	L	1-2
3/13	vs. Nebraska	W	5-3
3/14	vs. Baylor	L	4-10

Wolff Stadium (2-2)

San Antonio, Texas

3/15	vs. Texas-Pan American	W	7-6
3/15	vs. Texas-Pan American	L	1-5
3/16	vs. Texas-Pan American	W	13-4
3/19	vs. Texas-San Antonio	L	3-7
3/21	at Indiana State	L	8-12
3/24	at Miami (FL)	L	4-9
3/25	at Miami (FL)	L	4-12
3/26	at Miami (FL)	W	5-2

3/28	at Indiana	W	12-3
3/29	Bowling Green	L	4-5
3/30	Cincinnati	W	5-4
4/1	Butler	W	11-5
4/1	Butler	W	15-5
4/2	Butler	W	3-1
4/2	Butler	W	17-5
4/5	Chicago State	W	4-1
4/6	at Bowling Green	W	17-8
4/7	Wisconsin-Milwaukee	L	6-10
4/8	Wisconsin-Milwaukee	W	7-6
4/8	Wisconsin-Milwaukee	W	10-1
4/11	Illinois	W	15-4
4/12	at Purdue	L	2-5
4/13	Siena Heights	W	13-2
4/15	Detroit	W	4-2
4/16	Detroit	W	11-5
4/18	Duquesne	W	11-1
4/18	Duquesne	W	16-1
4/19	Purdue	W	7-2
4/21	Indianapolis	W	4-3
4/21	Indianapolis	W	3-2
4/22	Illinois-Chicago	W	6-0
4/22	Illinois-Chicago	W	10-3
4/23	Illinois-Chicago	W	11-0
4/23	Illinois-Chicago (10)	L	4-6
4/25	Alabama	W	5-3
4/26	Alabama	L	1-9
4/27	Eastern Illinois	W	9-3
4/29	at Northern Illinois	L	3-4
4/29	at Northern Illinois	L	5-6
4/30	at Northern Illinois	W	17-7
4/30	at Northern Illinois	W	7-4
5/2	vs. Michigan (OKP) (16)	L	6-7
5/4	at Central Michigan	L	3-8
5/4	at Central Michigan	L	7-8
5/5	Northeastern Illinois	W	4-1
5/5	Northeastern Illinois	W	3-1

MCC Tournament (3-2)

Coveleski Stadium

South Bend, Indiana

5/13	Xavier	W	9-7
5/14	Wright State	W	11-8
5/15	Wright State	L	6-8
5/16	Northern Illinois	W	12-4
5/16	Wright State	L	5-8

OKP – Old Kent Park (Grand Rapids, MI)

Year-by-Year Results



Scott Sollmann led Notre Dame in 1995 with a .402 season batting average and stands fourth in Notre Dame history with a .372 career mark. He also set Irish records for stolen bases in a season (52, 1996) and career (101) before signing with the Detroit Tigers after his junior season.

1996 – RECORD: 44-18

BIG EAST: 13-7 (3rd National)
BIG EAST Tournament Runner-Up
NCAA Tournament

2/17	at Georgia Tech	L	4-12
2/18	at Georgia Tech	L	4-9

Service Academies Classic (3-1)

Millington, Tennessee

2/23	vs. Army (7)	W	12-3
2/23	vs. Navy (7)	W	1-0
2/24	vs. Air Force (7)	W	12-8
2/25	vs. Memphis	L	2-4
3/1	at New Orleans	W	8-3
3/2	at New Orleans	L	7-11
3/3	at New Orleans	L	7-12

Husky Classic (2-1)

Kingdome

Seattle, Washington

3/8	vs. Lewis and Clark St.	W	12-6
3/9	vs. Long Beach St. (8)	W	8-4
3/10	vs. Washington (6)	L	1-2

Irish Baseball Classic (4-0)

Wolff Stadium

San Antonio, Texas

3/13	vs. Oral Roberts	W	6-2
3/14	vs. Southern Illinois	W	6-2
3/15	vs. Indiana	W	10-4
3/16	vs. Oral Roberts	W	10-6
3/23	at Boston College (7)	W	9-0
3/23	at Boston College	W	6-1
3/24	at Providence (7)	L	2-18
3/24	at Providence	W	10-7
3/27	Indiana State	W	5-4
3/28	Northeastern Illinois	W	6-3
3/30	Indiana Tech (7)	W	5-0
3/30	Indiana Tech	W	13-4
4/1	Butler	W	3-0
4/2	Bowling Green	W	7-2
4/3	Eastern Illinois	W	5-0
4/4	St. John's (7)	W	7-3

4/6	Connecticut (7)	W	7-6
4/6	Connecticut	L	9-10
4/8	Wisconsin-Milwaukee	W	8-6
4/10	Chicago State	W	10-7
4/11	Toledo	W	8-6
4/13	Rutgers (8)	L	2-4
4/13	Rutgers	W	5-3
4/14	Rutgers	L	7-10
4/16	at Northwestern	W	11-10
4/17	Purdue	W	7-4
4/18	Valparaiso	W	11-3
4/20	at Georgetown (7)	L	3-6
4/20	at Georgetown	W	7-3
4/21	at Georgetown	W	7-0
4/23	at Illinois	L	3-13
4/24	St. Norbert (7)	W	13-0
4/24	St. Norbert (7)	W	13-1
4/27	West Virginia (7)	L	4-6
4/27	West Virginia	L	5-8
4/30	Pittsburgh (7)	W	8-3
4/30	Pittsburgh	W	2-0
5/2	Michigan	W	8-3
5/4	Seton Hall (7)	W	7-1
5/4	Seton Hall	W	15-1
5/5	Seton Hall	W	10-1

BIG EAST Championship (4-2)

Dodd Stadium

Norwich, Connecticut

5/14	vs. West Virginia	L	8-10
5/15	vs. Villanova	W	7-3
5/17	vs. Providence	W	4-2
5/17	vs. St. John's	W	4-0
5/18	vs. West Virginia	W	5-2
5/18	vs. West Virginia	L	4-7

NCAA Tournament (1-2)

South I Regional

University of Alabama

Tuscaloosa, Alabama

5/23	vs. Virginia	W	12-1
5/24	vs. Stetson	L	6-7
5/25	vs. Virginia	L	1-7

1997 – RECORD: 41-19

BIG EAST: 15-6 (1st National)

BIG EAST Tournament: 2-2

Long Beach State Classic (0-3)

Blair Field

Long Beach, California

2/21	at Long Beach State	L	8-10
2/22	vs. USC	L	4-14
2/23	vs. Mississippi (8)	L	5-11

Service Academies Classic (2-0)

USA Stadium

Millington, Tennessee

2/27	vs. Chris. Br. (non-SAC)	W	12-1
2/27	vs. Army (7)	W	8-0
2/28	vs. Arkansas (7)	W	8-5

Wolff Stadium (2-3)

San Antonio, Texas

3/7	vs. Southwest Texas	W	9-5
3/8	vs. Penn State	L	2-9
3/9	vs. Texas-Pan Am.	W	5-4
3/10	vs. Texas-Pan Am. (7)	L	0-2
3/10	vs. Texas-Pan Am. (7)	L	2-5

Irish Baseball Classic (3-2)

Wolff Stadium

San Antonio, Texas

3/12	vs. Penn State (11)	W	9-8
3/13	vs. Creighton	W	7-3
3/14	vs. Northeastern Ill.	W	7-2
3/15	vs. NE Illinois (7, non-IBC)	L	5-10
3/15	vs. Creighton	L	5-8
3/20	IUPUI (12)	W	8-7
3/22	at Seton Hall (7)	L	4-5
3/22	at Seton Hall	L	0-16
3/23	at Seton Hall	L	10-16
3/25	Western Michigan	W	16-6
3/26	Northeastern Illinois	W	11-4
3/27	Central Michigan	W	14-9
3/29	at Connecticut (7)	W	7-2
4/2	Eastern Illinois	W	7-5
4/3	Wis.-Milwaukee (7)	W	12-7
4/3	Wis.-Milwaukee (7)	L	1-2
4/5	Providence (7)	W	10-5
4/5	Providence	W	14-10
4/6	Boston College (7)	W	11-6
4/6	Boston College	W	16-3
4/10	IUPUI (7)	W	11-3
4/10	IUPUI (7)	W	6-3
4/13	at Rutgers (7)	W	3-2
4/13	at Rutgers	L	14-15
4/14	at Rutgers	W	6-5
4/15	at Purdue	W	6-4
4/16	Bowling Green	W	4-0
4/17	Indiana Tech (10)	W	8-7
4/19	Villanova (7)	W	4-3
4/19	Villanova	W	14-3
4/20	Villanova	W	10-8
4/22	vs. Michigan (OKP)	L	3-4
4/23	Northwestern	L	3-12
4/24	Toledo	W	15-9
4/26	at West Virginia (7)	L	5-7
4/26	at West Virginia	W	7-6
4/27	at Pittsburgh (8)	W	11-8

4/27	at Pittsburgh	L	6-7
4/29	Valparaiso	W	10-6
5/1	Chicago State	W	7-5
5/3	Georgetown (7)	W	14-0
5/3	Georgetown	W	11-1
5/4	Georgetown	W	12-1
5/9	IUPUI	W	14-3
5/10	University of Chicago	W	3-1


BIG EAST Championship (2-2)

Dodd Stadium

Norwich, Connecticut

5/13	vs. Villanova	L	5-10
5/14	vs. Seton Hall	W	4-3
5/15	vs. West Virginia	W	8-1
5/15	vs. Villanova (11)	L	4-5

OKP – Old Kent Park (Grand Rapids, MI)



Christian Parker's strong 1996 season (8-3, 4.24 ERA, 56 Ks) led to him being selected by the Montreal Expos in the fourth round of the 1996 draft. He later was traded to the New York Yankees organization and drew an opening-week start with the Yankees in 2001.

Did You Know? ...

Notre Dame ended the 1994 season with an 8-0 shutout loss to Auburn in the NAAs but the Irish then scored in their next 133 games (1995-97) to set the team record for scoring streak. That mark was broken with a 231-game scoring streak from 1999-2002 while the 2002-06 teams combined to score in 215 straight.



Notre Dame's record-setting 1997 lineup, led by assistant coach Cory Mee (from left), included the following players (listed in typical batting order): senior CF Randall Brooks (.366, 3 HR), freshman RF Jeff Perconte (.283, 3 HR), senior C/DH Mike Amrhein (.394, 14 HR), sophomore DH/C Jeff Wagner (.374, 17 HR), freshman SS Brant Ust (.372, 11 HR), sophomore LF Allen Greene (.365, 7 HR), freshman 1B Jeff Felker (.319, 4 HR), junior 2B Todd Frye (.308, 0 HR) and senior 3B J.J. Brock (.365, 3 HR).



Alex Shilliday's stellar four-year career (25-17, 4.41 ERA, 265 Ks in 290 IP from 1996-99) included five shutout innings to beat Florida State in the 1998 season opener (H, BB, 6 Ks) and the first two innings in Notre Dame's near-no-hit victory versus Miami in 1999 (1-0).

1998 — RECORD: 41-17

BIG EAST: 15-4 (2nd)

BIG EAST Tournament Runner-Up

ACC/Disney Blast (1-2)

Disney Wide World of Sports Stadium

Orlando, Florida

1/30	vs. Florida State	W	10-1
1/31	vs. North Carolina State	L	8-10
2/1	vs. Duke	L	1-3
2/14	at New Orleans (11)	L	3-4
2/14	vs. Loyola (@ UNO, LA)	W	5-2
2/20	at Miami (FL)	L	3-18
2/21	at Miami (FL)	L	2-27
2/22	at Miami (FL)	L	3-17
2/25	Central Michigan	W	7-5

Diamond Classic (3-0)

Bosse Field

Evansville, Indiana

2/27	at Evansville	W	6-1
2/28	vs. Purdue	W	12-6
3/1	vs. Indiana	W	6-5

Wolff Stadium (2-1)

San Antonio, Texas

3/7	vs. Southwest Texas	L	4-9
3/8	vs. Southwest Texas	W	8-0
3/9	vs. Brigham Young	W	15-4

Irish Baseball Classic (1-0)

Wolff Stadium

San Antonio, Texas

3/11	vs. So. Illinois	W	4-3
3/24	Cincinnati	W	3-2
3/25	Indiana Tech	L	2-7
3/26	Northeastern Illinois (7)	L	4-10
3/26	Northeastern Illinois (7)	W	11-6
3/27	Indiana Tech	W	15-3
3/28	Georgetown (7)	W	7-6
3/28	Georgetown	W	19-7
3/29	Georgetown	W	10-2
4/1	Western Michigan	W	8-1
4/2	Bowling Green (11)	W	6-4
4/4	at Boston College (7)	W	5-2
4/4	at Boston College	W	6-4
4/5	at Boston College	W	16-6
4/7	Ball State	L	3-4
4/8	Chicago State	W	11-5
4/11	Villanova (7)	W	9-4
4/11	Villanova	W	14-10
4/13	Wis.-Milwaukee (7)	W	4-1
4/14	Manchester (7)	W	11-1
4/14	Manchester (7)	W	3-2
4/15	Purdue	W	7-1
4/18	vs. Pittsburgh (TRS) (7)	W	11-0
4/18	vs. Pittsburgh (TRS)	W	12-1
4/21	vs. Michigan (OKP)	W	9-1
4/22	Valparaiso (9)	W	1-0
4/22	Valparaiso (7)	W	3-1
4/23	Toledo	W	15-4
4/25	at Seton Hall (7)	L	4-5
4/25	at Seton Hall	W	11-3
4/27	at Seton Hall	W	6-1
4/28	Michigan State	L	1-4
5/2	West Virginia (7)	W	4-3
5/2	West Virginia (10)	L	9-11
5/3	West Virginia (15)	W	5-3
5/9	St. John's (7)	L	0-3
5/9	St. John's	W	2-1
5/10	St. John's	L	5-6

BIG EAST Championship (3-2)

Dodd Stadium

Norwich, Connecticut

5/13	vs. West Virginia	W	5-4
5/14	vs. St. John's	W	3-2
5/15	vs. Rutgers (10)	L	6-7
5/16	vs. Providence	W	9-7
5/16	vs. Rutgers	L	0-12

OKP — Old Kent Park (Grand Rapids, MI)

TRS — Three Rivers Stadium (Pittsburgh)



Jeff Wagner (left) and Brant Ust (right) spent three seasons together on the Notre Dame baseball team (1997-99). Both players ended their Irish careers after the 1999 season, with Wagner managing to hold off the younger Ust for the Notre Dame career home run record (49, to Ust's 46).

1999 — RECORD: 43-18

BIG EAST: 20-5 (1st)

BIG EAST Tournament: 1-2

NCAA Tournament

2/19	vs. J. Madison (@HU)	W	8-4
2/19	at Florida International	L	1-14
2/20	at Florida International	L	2-3
2/21	at Florida International	L	0-12

Univ. of New Orleans Invitational (2-1)

Maestri Field

New Orleans, LA

2/26	vs. Missouri (8)	L	1-13
2/27	at New Orleans	W	14-11
2/28	vs. Southern Illinois	W	15-5

V.J. Keefe Field (2-2)

San Antonio, Texas

3/6	vs. Penn State	L	5-6
3/7	vs. Penn State	W	3-1
3/7	vs. Yale	L	3-4
3/8	vs. Dallas	W	19-16

Irish Baseball Classic (4-0)

Wolff Stadium

San Antonio, Texas

3/10	vs. Penn State	W	6-3
3/11	vs. Creighton	W	5-4
3/12	vs. St. Mary's (TX)	W	4-3
3/13	vs. Creighton	W	5-3
3/20	at West Virginia (7)	W	4-1
3/20	at West Virginia	W	6-4
3/23	Western Michigan	W	12-8
3/27	at Villanova (RAF) (7)	W	4-0
3/27	at Villanova (RAF)	W	10-8
3/28	at Rutgers (7)	W	10-1
3/28	at Rutgers	L	1-17
3/30	Wisconsin-Milwaukee	W	7-6
4/1	Providence (7)	W	5-4
4/1	Providence	W	6-5
4/3	Connecticut (7)	W	11-7
4/3	Connecticut	W	11-8
4/5	Detroit	W	6-4
4/6	at Northwestern	L	10-20
4/7	Bowling Green	W	14-10
4/10	Pittsburgh (7)	W	4-1
4/10	Pittsburgh	W	3-2
4/11	Pittsburgh	W	9-8
4/14	Cleveland State	W	6-3
4/17	Boston College (8)	L	7-10
4/17	Boston College	W	9-6
4/18	Boston College	W	11-8
4/20	vs. Michigan (OKP)	W	14-4
4/22	Central Michigan	W	3-1
4/24	Seton Hall (7)	W	8-7
4/24	Seton Hall	L	1-7
4/25	Seton Hall	W	17-8
4/27	Illinois-Chicago (5)	W	3-1
4/28	Chicago State (7)	L	4-6
4/30	Oakland (MI) (10)	W	7-6
5/1	Oakland (MI) (7)	W	9-1
5/1	Oakland (MI)	W	10-5
5/8	at Georgetown (7)	W	8-2
5/8	at Georgetown	W	11-5
5/9	at Georgetown	W	11-5
5/11	Miami (FL)	L	3-5
5/12	Miami (FL)	W	1-0
5/15	at St. John's (7)	L	4-5
5/15	at St. John's	W	5-2
5/16	at St. John's	L	5-14

BIG EAST Championship

Waterfront Stadium

Trenton, New Jersey (1-2)

5/19-20	vs. West Virginia	W	7-2
5/21	vs. Seton Hall	L	3-11
5/22	vs. Providence	L	4-8

NCAA South Bend Regional (1-2)

Eck Stadium

South Bend, Indiana

5/28	Creighton	W	8-1
5/29	Cal State Fullerton	L	3-6
5/29	Michigan	L	5-11

RAF — Richie Ashburn Field (Philadelphia)

OKP — Old Kent Park (Grand Rapids, MI)



Mike Amrhein was a 99th-round pick of the New York Yankees after a disappointing junior season ('96) but he returned for a memorable 1997 (.394, 14 HR, 71 RBI) and was selected in the 10th round by the Chicago Cubs.

Did You Know? ...

Notre Dame played 38 consecutive doubleheaders from 1997-2001 without being swept by the opponent, with the Irish posting a 68-19 conference record (.782) during that stretch spanning parts of five seasons.

Year-by-Year Results

Did You Know? ...

Notre Dame compiled a 99-31-1 combined record during the 2001 and '02 seasons, representing the third-most wins in Division I baseball during that two-year span (behind Florida State's 107 and South Carolina's 106). More than half (16) of Notre Dame's 31 losses during those two seasons came by a single run, plus four two-run losses – with an average loss margin of only 2.7 runs during Notre Dame's 2001 and '02 defeats. Notre Dame's eight postseason losses in 2001 and '02 included five by one run, one by two runs and another by three runs (with a 1.9 average postseason margin of defeat in that two-year span).

2000 – RECORD: 46-18

BIG EAST: 18-7 (2nd)

BIG EAST Tournament: 1-2

NCAA Tournament

Service Academies Classic (2-1)

Millington and Memphis, Tennessee

2/24	vs. Air Force	W	6-0
2/25	vs. Ohio State	L	4-5
2/27	at Memphis	W	4-3

Hornell Foods Baseball Classic (2-1)

Metrodome

Minneapolis, Minnesota

3/3	vs. Wake Forest	W	8-5
3/4	vs. Minnesota	L	7-9
3/5	vs. Georgia	W	6-4
3/7	Manchester College	W	5-1

Kennel Clubs Classic (7-1)

Wolfson Park (3/11)

University of North Florida (3/12-18)

Jacksonville, Florida (7-1)

3/11	vs. Duquesne	W	5-1
3/11	vs. Central Michigan	W	5-0
3/12	vs. Illinois	W	5-1
3/13	at North Florida	L	1-6
3/15	vs. Butler	W	3-2
3/16	vs. Iowa	W	3-2
3/17	vs. Akron	W	10-3
3/18	vs. Illinois	W	12-3
3/22	Detroit	W	10-3
3/25	at Villanova (RAF) (7)	W	4-0
3/25	at Villanova (RAF) (10)	W	7-3
3/26	at Villanova (RAF)	L	5-11
3/29	Wisconsin-Milwaukee	L	3-14
3/30	Siena Heights	W	9-2
4/1	at Connecticut (7)	W	8-3
4/1	at Connecticut	L	1-8
4/2	at Connecticut	W	9-2
4/5	Valparaiso	W	7-2
4/6	IUPUI	W	7-3
4/8	Boston College	W	12-1
4/9	Boston College (7)	W	10-6
4/9	Boston College	L	1-11
4/11	Purdue	L	5-7

4/12	Bowling Green	W	2-1
4/13	Toledo	W	6-3
4/15	at West Virginia (10)	W	3-1
4/15	at West Virginia	L	2-7
4/16	at West Virginia	W	4-3
4/18	Chicago State	W	12-2
4/18	Chicago State	W	4-1
4/20	at Seton Hall (7)	W	11-5
4/20	at Seton Hall	W	5-1
4/22	at Georgetown (7)	W	5-1
4/22	at Georgetown	W	12-1
4/25	vs. W. Michigan (Suth. Fid.)	L	7-11
4/26	vs. Michigan (OKP) (11)	W	5-4
4/27	Cleveland State	W	9-6
4/29	St. John's (7)	W	8-3
4/29	St. John's	L	4-6
4/30	St. John's	W	9-8
5/2	Northwestern	L	4-9
5/3	Oakland	W	9-3
5/3	Oakland	W	5-3
5/6	Pittsburgh (7)	W	7-0
5/6	Pittsburgh (10)	W	11-8
5/7	Pittsburgh	L	18-22
5/13	Rutgers (7)	L	6-16
5/13	Rutgers	W	4-3
5/14	Rutgers	W	10-6

BIG EAST Championship (1-2)

Somerset Bank Park

Bridgewater, New Jersey

5/17	vs. Boston College	L	3-4
5/18	vs. Pittsburgh	W	15-7
5/19	vs. Boston College	L	5-6

NCAA Starkville Regional (3-2)

Dudy Noble Field

Starkville, Mississippi

5/26	vs. Tulane	W	8-4
5/27	at Mississippi State	L	1-8
5/27	vs. Tulane	W	10-6
5/28	at Mississippi State	W	7-0
5/28	at Mississippi State	L	9-10
RAF – Richie Ashburn Field (Philadelphia)			
Suth. – Sutherland Field (Kalamazoo, MI)			
OKP – Old Kent Park (Grand Rapids, MI)			



Paul O'Toole circles the bases after hitting a booming two-run shot over the Dudy Noble Field rightfield fence in Notre Dame's stunning 7-0 win over Mississippi State at the 2000 NCAA Starkville Regional. O'Toole also had a two-run double in the game and was one of five Irish players named to the all-regional team, with the others including senior 1B Jeff Felker, senior RHP Danny Tamayo, junior SS Alec Porzel and freshman LF Kris Billmaier.

2001 – RECORD: 49-13-1

BIG EAST: 22-4 (1st)

BIG EAST Tournament: 1-2

NCAA Tournament

Mississippi State Classic (2-1)

Dudy Noble Field

Starkville, Mississippi

2/17	vs. New Orleans	L	6-7
2/17	at Mississippi State	W	7-5
2/18	at Mississippi State (11)	W	4-2

Alamo Invitational (3-0)

V.J. Keefe Field

San Antonio, Texas

2/23	vs. Texas-San Antonio	W	8-3
2/24	vs. Texas-Pan American	W	14-9
2/25	vs. Sam Houston State	W	7-4

Devil Rays Invitational (1-1)

Florida Power Park

St. Petersburg, Florida

3/2	vs. Florida Atlantic	W	3-0
3/3	vs. USF	L	1-6
3/10	at Univ. of the Pacific	W	5-2
3/10	vs. E. Michigan (atUOP)	W	4-3

Fresno State Pepsi Classic (5-0-1)

Beiden Field

Fresno, California

3/12	vs. New Mexico	W	3-0
3/13	vs. Navy (10)	T	4-4
3/14	at Fresno State (10)	W	5-4
3/15	vs. Miami (OH) (11)	W	3-2
3/16	vs. Illinois	W	9-5
3/17	vs. Portland	W	7-6
3/21	Cleveland State	W	3-0
3/23	at Pittsburgh (7)	W	3-0
3/23	at Pittsburgh	W	3-0
3/25	at Virginia Tech (7)	L	23
3/25	at Virginia Tech	L	8-9
3/28	Toledo	W	6-1
3/29	Hillsdale	W	9-2
3/31	Seton Hall (7)	W	6-0
3/31	Seton Hall	W	6-1
4/1	Seton Hall	W	15-3
4/3	Ball State	L	3-4

4/4	Dayton	W	8-1
4/7	at Rutgers (7)	W	10-2
4/7	at Rutgers	W	8-2
4/8	at Rutgers (11)	W	5-4
4/10	Chicago State	W	5-2
4/11	Detroit	W	9-8
4/12	Georgetown (7)	W	15-4
4/12	Georgetown	W	17-10
4/14	West Virginia (7)	W	4-1
4/14	West Virginia	W	8-1
4/19	Central Michigan	W	6-4
4/21	Villanova (7)	W	7-1
4/21	Villanova	W	15-2
4/22	Villanova	W	8-3
4/24	Bowling Green	W	5-2
4/25	Valparaiso (7)	W	7-3
4/25	Valparaiso (7)	L	3-2
4/28	at St. John's (7)	W	3-7
4/28	at St. John's	W	5-0
4/29	at St. John's	W	7-3
5/1	vs. Michigan (OKP)	W	9-1
5/2	Western Michigan	L	6-7
5/5	Connecticut (7)	W	6-1
5/5	Connecticut	W	13-12
5/6	Connecticut	L	12-19
5/12	at Boston College (7)	W	8-2
5/12	at Boston College	W	8-4
5/13	at Boston College	L	6-7

BIG EAST Championship (1-2)

Commerce Bank Ballpark

Bridgewater, New Jersey

5/17	vs. Virginia Tech	L	3-4
5/18	vs. Rutgers	W	6-2
5/18	vs. Virginia Tech	L	2-5

NCAA South Bend Regional (3-2)

Eck Stadium

South Bend, Indiana

5/25	Wisconsin-Milwaukee	W	12-4
5/27	Florida Int'l (10)	L	6-7
5/27	UC Santa Barbara (10)	W	11-10
5/29	Florida International	W	5-2
5/29	Florida International	L	4-5
OKP-Old Kent Park (Grand Rapids, MI)			



Notre Dame celebrates its championship at the 2001 Fresno State Classic, with the Irish later going on to claim the number-one national ranking.



The senior pitching duo of Aaron Heilman (left) and Danny Tamayo combined in 2001 for a 23-3 record in 227 innings, with a 2.22 combined ERA and .202 opponent batting average, 217 Ks (8.6/9 IP), 48 walks (1.9/9 IP) and 166 hits allowed (6.6/9 IP), plus 17 complete games between them and three shutouts each.

2002 — RECORD: 50-18

BIG EAST: 18-8 (1st)
BIG EAST Tournament Champions
NCAA Tournament
College World Series Participant

Univ. of New Orleans Invitational (1-2)

Maestri Field

New Orleans, LA

2/22	vs. Missouri (10)	W	7-6
2/23	at New Orleans	L	7-8
2/24	vs. Southern Illinois	L	2-6

Homestead Challenge (3-1)

Homestead Sports Complex

Homestead, Florida

3/1	vs. Duquesne	W	6-0
3/2	vs. Fairfield	W	6-4
3/2	vs. Florida International	L	4-13
3/3	vs. Sacred Heart	W	4-1

Round Rock College Classic (1-3)

Dell Diamond

Round Rock, Texas

3/8	vs. TCU	L	3-7
3/9	vs. USC	W	15-8
3/10	vs. Texas-Pan American	L	5-6
3/11	vs. Creighton	L	6-8

Irish Baseball Classic (4-0)

Wolff Stadium

San Antonio, Texas

3/13	vs. Creighton	W	6-2
3/14	vs. Southern Illinois	W	5-3
3/15	vs. Ark.-Little Rock	W	7-5
3/16	vs. Southern Illinois	W	3-2
3/23	at Connecticut (7)	L	3-4
3/23	at Connecticut (11)	L	8-9
3/24	at Connecticut	L	6-13
3/28	at West Virginia (7)	L	2-4
3/28	at West Virginia (10)	W	10-6
3/30	at Georgetown (SPF) (7)	W	10-6
3/30	at Georgetown (SPF)	W	12-3
4/1	Brigham Young	W	1-0
4/3	Valparaiso (7)	W	16-0
4/3	Valparaiso (7)	W	12-1
4/6	St. John's (7)	W	4-1
4/6	St. John's	L	3-4
4/7	St. John's	W	5-2
4/9	Western Michigan	W	5-4

4/11	Pittsburgh (7)	L	5-7
4/11	Pittsburgh	W	12-2
4/12	Virginia Tech (11)	W	2-1
4/12	Virginia Tech	W	4-2
4/15	Central Michigan	W	10-9
4/16	Ball State	W	10-1
4/17	Toledo	W	15-4
4/20	at Seton Hall	W	9-4
4/21	at Seton Hall (7)	W	4-2
4/21	at Seton Hall	W	6-1
4/23	Chicago State	W	9-8
4/24	Bowling Green	W	3-2
4/26	Arizona State	W	9-4
4/30	vs. Michigan (OKP)	W	7-4
5/1	Oakland (MI)	W	11-5
5/4	Rutgers (7)	W	6-5
5/4	Rutgers	W	7-2
5/5	Rutgers	L	0-11
5/11	at Villanova (RAF)	L	7-8
5/12	at Villanova (RAF) (7)	W	8-1
5/12	at Villanova (RAF)	W	9-5
5/15	Rochester	W	10-3
5/15	Detroit	W	23-1
5/17	Boston College	W	8-2
5/18	Boston College (7)	W	10-6
5/18	Boston College	W	5-2

BIG EAST Championship (3-1)

Commerce Bank Park

Bridgewater, New Jersey

5/23	vs. Rutgers	W	8-3
5/24	vs. Virginia Tech	W	8-4
5/25	vs. Rutgers	L	3-4
5/25	vs. Rutgers (10)	W	3-2

NCAA South Bend Regional (3-0)

Eck Stadium

South Bend, Indiana

5/31	Ohio State	W	8-6
6/1	South Alabama	W	25-1
6/2	Ohio State	W	9-6

NCAA Florida State Super Regional (2-1)

Howser Stadium

Tallahassee, Florida

6/7	at Florida State	W	10-4
6/9	at Florida State	L	5-12
6/10	at Florida State	W	3-1

College World Series (1-2)

Rosenblatt Stadium

Omaha, Nebraska

6/15	vs. Stanford	L	3-4
6/17	vs. Rice	W	5-3
6/18	vs. Stanford	L	3-5

SPF — Shirley Povich Field (Bethesda, MD)

RAF — Richie Ashburn Field (Philadelphia)

FTBB — 5th/3rd Park (Comstock Park, MI)

OKP—Old Kent Park (Grand Rapids, MI)

2003 — RECORD: 45-18

BIG EAST: 16-7 (3rd)

BIG EAST Tournament Champions

NCAA Tournament

2/21	vs. Dayton (@ASU)	W	10-9
2/22	vs. Newman (@ASU)	W	15-5
2/22	at Arizona State	L	3-16
2/24	at Arizona State	L	8-14

Metrodome Classic (1-2)

Metrodome

Minneapolis, Minnesota

2/28	vs. Nebraska	L	1-7
3/1	vs. Minnesota	L	2-8
3/2	vs. Wake Forest (13)	W	2-1

Kennel Club Classic (6-1)

Harmon Stadium (UNF)

John Sessions Stadium (JU)

Jacksonville, Florida

3/8	vs. Vandy (10) (@UNF)	W	3-1
3/10	vs. Navy (@UNF)	W	7-3
3/11	at North Florida	W	6-1
3/12	at Jacksonville (10)	L	6-9
3/13	vs. E. Illinois (@UNF)	W	3-2
3/14	vs. Navy (@UNF)	W	11-2
3/15	vs. Creighton (@JU)	W	10-3
3/23	at Villanova (13)	L	2-3
3/24	at Villanova (7)	W	3-2
3/24	at Villanova	W	5-1
3/25	Toledo	W	8-3
3/26	Purdue	W	8-5
3/29	Georgetown (7)	W	6-2
3/29	Georgetown	W	13-3
3/30	Georgetown	W	12-5
4/1	Detroit	W	15-5
4/2	Valparaiso	W	13-4

4/6	at St. John's (7)	W	11-3
4/6	at St. John's	W	18-3
4/9	Western Michigan	W	7-1
4/10	Chicago State (7)	W	9-3
4/10	Bowling Green (7)	W	7-2
4/12	vs. Creighton (@Ros.)	W	2-1
4/13	at Creighton	W	13-12
4/14	Central Michigan	W	8-3
4/15	Eastern Michigan	L	3-5
4/17	Pittsburgh (7)	W	5-2
4/17	Pittsburgh	L	3-5
4/19	Seton Hall (7)	W	4-3
4/19	Seton Hall	W	9-3
4/22	Ball State	L	1-3
4/23	Cleveland State	W	13-1
4/24	IPFW	W	13-3
4/26	Connecticut (7)	W	3-2
4/26	Connecticut	W	11-4
4/27	Connecticut	W	6-3
4/29	vs. Michigan (FTBB)	L	4-8
4/30	Oakland	W	4-1
5/3	West Virginia (7)	W	1-0
5/3	West Virginia	L	5-7
5/4	West Virginia	L	1-5
5/10	at Rutgers (7)	W	2-0
5/10	at Rutgers	L	2-10
5/11	at Rutgers (19)	L	3-5
5/13	Cincinnati	W	9-6
5/14	Butler (7)	W	4-1
5/16	at Virginia Tech (7)	W	12-4
5/16	at Virginia Tech	L	5-11

BIG EAST Championship (3-1)

Commerce Bank Park

Bridgewater, New Jersey

5/22	vs. West Virginia	W	9-1
5/23	vs. Rutgers	W	9-3
5/24	vs. Rutgers	L	11-15
5/24	vs. Rutgers	W	11-3

NCAA Fullerton Regional (2-2)

Goodwin Field

Fullerton, California

5/30	vs. Arizona	W	13-5
5/31	at Cal State Fullerton	L	3-4
5/31	vs. San Diego	W	6-3
6/1	at Cal State Fullerton	L	1-8

Ros. — Rosenblatt Stadium (Omaha, NE)

FTBB — 5th/3rd Park (Comstock Park, MI)



Matt Laird (left) twirled a memorable complete game to beat Rutgers in the 2003 BIG EAST title game while his fellow senior pitcher Brandon Vilorio — the first Hawaiian ever to monogram with the Irish baseball program — departed with Notre Dame's career record for lowest career walk average (1.61 per 9.0 innings).

Year-by-Year Results



Tournament MVP Matt Macri (left) and ace pitcher Grant Johnson (above) helped the Irish win an unprecedented third straight BIG EAST tournament title in 2004.

2004 — RECORD: 51-12

BIG EAST: 20-6 (1st)

BIG EAST Tournament Champions
NCAA Tournament

USC Classic (2-0)

Dedeaux Field

Los Angeles, California

2/20	vs. San Diego State	W	7-1
2/21	at USC (7)	W	3-1

Florida Atlantic Classic (3-0)

Wolff Stadium

Boca Raton, Florida

2/27	vs. Winthrop	W	19-6
2/28	vs. Fla. Mem. (non-tour)	W	12-3
2/28	at Florida Atlantic	W	3-2
2/29	vs. Minnesota	W	19-7

Alamo City Irish Baseball Classic (3-1)

Wolff Stadium

San Antonio, Texas

3/6	vs. So. Illinois (11)	W	12-11
3/7	vs. Texas-San Antonio	L	9-17
3/8	vs. Penn State	W	8-2
3/9	vs. Texas-San Antonio	W	13-5

Round Rock College Classic (3-0)

Dell Diamond

Round Rock, Texas

3/11	vs. Penn State	W	4-2
3/12	vs. Arizona	W	4-2
3/13	vs. Texas Tech	W	6-1
3/20	at Southern Illinois	L	4-8
3/21	at Southern Illinois	W	5-3
3/23	Central Michigan	L	1-4
3/24	Detroit	W	16-6
3/27	at West Virginia (10)	W	5-3
3/27	at West Virginia	W	4-0
3/28	at West Virginia	W	6-2
3/31	Western Michigan	W	12-3
4/1	Hillsdale	W	10-2
4/3	Villanova (7)	W	15-7
4/3	Villanova (10)	W	6-5
4/4	Villanova	W	13-1
4/6	Chicago State	W	15-5
4/7	Valparaiso	W	9-3
4/10	Boston College (7)	L	4-7
4/10	Boston College	W	6-4
4/12	St. John's (7)	W	7-1
4/12	St. John's	L	1-2
4/14	Oakland	W	17-5
4/17	vs. Georgetown (SPF) (7)	W	18-7
4/17	vs. Georgetown (SPF)	W	11-4

4/18	vs. Georgetown (SPF)	W	9-6
4/21	Toledo	W	9-3
4/23	at Seton Hall (7)	L	2-4
4/23	at Seton Hall	W	4-3
4/25	at Pittsburgh (7)	L	6-8
4/25	at Pittsburgh	L	6-7
4/27	Ball State (15)	W	7-6
4/28	Cleveland State	W	5-12
4/29	Manchester	W	10-0
4/30	IPFW	W	7-5
5/9	at Connecticut (7)	W	4-0
5/9	at Connecticut	W	11-4
5/10	at Connecticut	W	16-8
5/12	vs. Michigan (FTBB)	W	7-3
5/15	Rutgers (7)	W	1-0
5/15	Rutgers	W	7-1
5/16	Rutgers	W	5-3
5/18	Central Florida	W	4-0
5/19	Central Florida	W	3-2
5/21	Virginia Tech	W	9-0
5/22	Virginia Tech	L	10-11
5/23	Virginia Tech	W	2-1

BIG EAST Championship (3-0)

Commerce Bank Ballpark

Bridgewater, New Jersey

5/27	vs. Boston College	W	3-2
5/28	vs. St. John's	W	9-2
5/29	vs. Boston College	W	11-5

NCAA South Bend Regional (2-2)

Eck Stadium

South Bend, Indiana

6/4	Kent State	W	1-2
6/4	California-Irvine	W	6-5
6/5	Kent State	W	7-1
6/6	Arizona	L	6-7

SPF — Shirley Povich Field (Bethesda, MD)

FTBB — 5th/3rd Park (Comstock Park, MI)

2005 — RECORD: 38-24-1

BIG EAST: 14-9-1 (3rd)

BIG EAST Tournament Champions

NCAA Tournament

Bergman Stadium (3-1)

Orlando, Florida

2/18	vs. Florida A&M	W	18-3
2/19	at Central Florida	L	1-2
2/19	vs. Florida A&M	W	4-3
2/20	at Central Florida	W	4-2

Hohokam Park (1-2)

Mesa, Arizona

2/26	vs. Dayton	W	10-2
2/26	vs. Dayton (11)	L	9-13
2/27	vs. Dayton	L	10-11

Round Rock College Classic (0-2)

Dell Diamond

Round Rock, Texas

3/5	vs. Texas A&M	L	5-13
3/7	vs. Texas State	L	5-10

Alamo City Irish Baseball Classic (2-2)

Wolff Stadium

San Antonio, Texas

3/9	vs. Texas-San Antonio	L	4-9
3/10	vs. Southwest Missouri	W	6-4
3/11	vs. Oral Roberts	L	8-15
3/12	vs. Southwest Missouri	W	12-11

Braun Stadium (1-2)

Evansville, Indiana

3/17	vs. Northern Illinois	W	10-6
3/18	at Evansville	L	3-10
3/19	vs. South Dakota State	L	7-13
3/22	Cincinnati	W	10-4
3/24	Georgetown (7)	W	6-2
3/24	Georgetown (12)	L	8-9
3/26	Seton Hall	W	8-1
3/26	Seton Hall	W	4-2
3/29	Western Michigan	W	9-5
3/30	Chicago State	W	15-3
4/4	at Rutgers (7)	L	3-5
4/4	at Rutgers (10)	L	10-11
4/5	Toledo	W	6-2
4/6	Ball State	L	5-14

Campanelli Stadium

Brockton, Massachusetts

4/9	vs. Boston College (7)	L	2-8
4/9	vs. Boston College	W	3-2
4/10	vs. Boston College	W	3-0
4/12	Bowling Green	W	14-2



Dan Kapala (below) emerged as a top starter in 2005 and led the way in the NCAA Regional shutout of North Carolina.



Shortstop Greg Lopez captained the Irish in 2005 and '06 before earning Academic All-America honors and going on to attend medical school.

4/13	Central Michigan (8)	L	4-10
4/16	Connecticut	W	3-2
4/16	Connecticut	W	7-1
4/17	Connecticut	W	9-7
4/20	Purdue (CS) (12)	W	9-7
4/21	Valparaiso	W	9-8
4/22	Villanova	W	5-2
4/25	Villanova (7)	W	9-4
4/25	Villanova (10)	T	7-7
4/27	Manchester	W	5-0
4/29	Cleveland State (13)	W	7-6
4/30	Cleveland State	W	13-3
5/7	at St. John's	L	2-3
5/7	at St. John's (10)	L	5-6
5/8	at St. John's	L	1-3
5/10	Oakland	W	7-2
5/11	vs. Michigan (FTBB)	L	6-7
5/15	at Pittsburgh (7)	L	1-4
5/15	at Pittsburgh	L	5-8
5/16	at Pittsburgh	W	21-1
5/17	Southern California	W	13-6
5/18	Southern California	L	3-9
5/20	West Virginia (7)	W	3-1
5/20	West Virginia	W	5-1
5/21	West Virginia	W	7-3

BIG EAST Championship (3-0)

Commerce Bank Ballpark

Bridgewater, New Jersey

5/26	vs. Boston College	W	6-5
5/27	vs. Pittsburgh	W	4-2
5/28	vs. Pittsburgh	W	11-4

NCAA Gainesville Regional (2-2)

McKethan Stadium

Gainesville, Florida

6/3	vs. North Carolina	L	1-5
6/4	vs. Stetson	W	7-4
6/5	vs. North Carolina	W	3-0
6/5	at Florida	L	3-23

FTBB — 5th/3rd Park (Comstock Park, MI)

CS — Coveleski Stadium (South Bend, IN)

2006 - RECORD: 45-17-1

BIG EAST: 21-5-1 (1st)

BIG EAST Tournament Champions
NCAA Tournament

Service Academies Classic (1-2)

USA Baseball Stadium

Millington, Tennessee

2/23	vs. Ind. St. (non-SAC)	W	3-0
2/24	vs. Air Force	W	8-2
2/25	vs. Memphis (10)	L	6-7
2/26	vs. Oklahoma	L	3-4

Dairy Queen Classic (0-3)

Metrolome

Minneapolis, Minnesota

3/3	vs. Nebraska	L	1-11
3/4	vs. Minnesota	L	0-8
3/5	vs. Arizona (10)	L	0-2

UTSA Express College Classic (4-0)

Wolf Stadium

San Antonio, Texas

3/10	vs. Texas A&M	W	5-4
3/11	vs. Iowa	W	16-2
3/12	vs. Illinois	W	4-2
3/13	vs. Iowa	W	6-2

Alamo City Irish Baseball Classic (3-1)

Wolf Stadium

San Antonio, Texas

3/16	vs. Iowa	W	7-5
3/17	vs. Southern Illinois	W	12-2
3/17	vs. Iowa	L	8-10
3/18	vs. Southern Illinois	W	4-0
3/21	Wright State	L	2-4
3/22	Central Michigan	W	11-9
3/25	vs. Georgetown (SPF)	L	3-8
3/25	vs. Georgetown (SPF)	W	12-2
3/26	vs. Georgetown (SPF)	W	6-3
3/28	Valparaiso	W	12-0
3/29	Western Michigan	W	2-0
3/31	Pittsburgh	W	6-1
4/1	Pittsburgh	W	4-3
4/2	Pittsburgh	W	9-8
4/4	Chicago State	W	6-4
4/5	Ball State	W	6-4
4/7	at USF	W	9-6
4/8	at USF	W	10-4
4/9	at USF	W	10-1
4/11	Oakland	W	15-1
4/12	Manchester	W	8-2
4/13	St. John's	W	9-2
4/13	St. John's	W	13-7
4/15	St. John's	W	7-5
4/18	Toledo	W	8-2
4/19	IPFW (10)	W	4-3
4/21	Rutgers	W	11-5
4/22	Rutgers	W	15-3
4/23	Rutgers	W	14-12
4/24	Purdue	W	2-1
4/26	Bowling Green	L	8-11
4/29	at Connecticut	W	7-6
4/29	at Connecticut	W	7-3
4/30	at Connecticut (13)	T	1-1
5/2	Cleveland State	W	12-1
5/5	Louisville	W	11-3
5/6	Louisville	L	4-5
5/7	Louisville	L	6-9
5/13	at Seton Hall	L	6-7
5/13	at Seton Hall	W	14-12
5/14	at Seton Hall	L	1-2
5/16	vs. Michigan (FTBB)	L	1-3
5/18	at Villanova (VB)	W	3-1
5/19	at Villanova (VB)	W	6-2
5/20	at Villanova (VB)	W	12-1

BIG EAST Championship (4-1)

Bright House Networks Field

Clearwater, Florida

5/23	vs. USF	W	3-1
5/24	vs. West Virginia	W	12-4
5/26	vs. St. John's	L	1-10
5/26	vs. St. John's	W	5-3
5/27	vs. Louisville	W	7-0

NCAA Lexington Regional (0-2)

Hagan Stadium

Lexington, Kentucky

6/2	vs. Coll. of Charleston (16)	L	4-5
6/3	at Kentucky	L	4-10

SPF-Shirley Povich Field (Bethesda, MD)

FTBB- 5th/3rd Park (Conestock, MI)

VB-Villanova Ballpark (Plymouth Meeting, PA)



Dave Schrage

2007-10

4 seasons

119-104-1 (.533)

2007 - RECORD: 28-28

BIG EAST: 11-15 (7th)

BIG EAST Tournament: 0-2

Wolf Stadium

San Antonio, Texas

2/17	vs. Prairie View A&M	W	15-8
2/17	vs. Texas State	L	1-2
2/18vs.	Texas State	L	0-6

Baseball at the Beach (1-2)

Coastal Federal Field

Myrtle Beach, South Carolina

2/23	vs. UNC Wilmington	L	4-9
2/24	vs. TCU	W	4-1
2/25	vs. Coastal Carolina	L	0-4

Stetson Invitational (1-2)

Melching Field

DeLand, Florida

3/2	at Stetson	L	4-5
3/3	vs. Iowa (6)	L	1-8
3/4	vs. Nebraska (7)	W	16-6

Clearwater College Classic (1-2)

Jack Russell Stadium

Clearwater, Florida

3/10	vs. Sacred Heart	L	0-3
3/11	vs. Duquesne	W	14-3
3/11	vs. Harvard	L	0-4
3/12	at Webber Int'l (10)	W	11-8

Florida Gulf Coast Classic (3-1)

Swanson Stadium

Ft. Myers, Florida

3/14	vs. Dayton	W	11-4
3/15	vs. New York Tech	W	12-1
3/16	vs. Florida Gulf Coast	L	3-5
3/17	vs. Dayton	W	5-2
3/20	Cleveland State	W	5-3
3/21	Western Michigan	W	17-9
3/23	USF	W	1-0
3/24	USF	L	10-13
3/25	USF	L	1-9
3/27	Central Michigan	L	4-8
3/28	Chicago State	W	14-4
3/30	at Pittsburgh	L	24
3/31	at Pittsburgh	L	0-5
4/3	Oakland	W	7-3
4/5	at Cincinnati	L	3-4
4/6	at Cincinnati	L	3-4

4/7	at Cincinnati	W	9-5
4/10	IPFW	W	3-2
4/13	Georgetown	W	10-0
4/14	Georgetown	L	1-6
4/15	Georgetown	W	11-2
4/17	Toledo	W	8-7
4/18	Purdue (10)	W	1-0
4/20	West Virginia	W	5-2
4/21	West Virginia	W	17-6
4/22	West Virginia	L	7-16
4/24	Ball State	W	7-3
4/28	at Rutgers	W	15-3
4/28	at Rutgers	L	0-7
4/29	at Rutgers	W	6-4
5/1	Illinois-Chicago	W	4-3
5/2	Franklin College	L	3-4
5/4	Seton Hall	W	3-1
5/5	Seton Hall	W	6-4
5/6	Seton Hall	L	1-15
5/12	at Louisville	L	1-3
5/13	at Louisville	L	3-4
5/14	at Louisville	L	3-7
5/17	Connecticut	L	0-5
5/18	Connecticut	W	5-4
5/19	Connecticut	L	6-7

BIG EAST Championship (0-2)

KeySpan Ballpark

Brooklyn, New York

5/22	vs. Rutgers (8)	L	2-13
5/23	vs. Villanova	L	2-3

2008 - RECORD: 33-21-1

BIG EAST: 16-10 (3rd)

BIG EAST Tournament: 0-2

Winning Inning Invitational (1-2)

Jack Russell Stadium

Clearwater, Florida

2/22	vs. Liberty	L	2-6
2/23	vs. Iowa (10)	W	14-13
2/24	vs. Albany	L	4-12

Palm Beach Challenge (3-2)

Santalucas Baseball Complex

Santalucas, Florida

3/1	vs. Mount St. Mary's	W	5-0
3/2	vs. St. Bonaventure	W	6-4
3/2	vs. Boston College	L	2-7
3/4	vs. Maine (10)	W	11-10
3/6	vs. Lehigh	L	2-4

Whataburger Classic (1-2)

Whataburger Field

Corpus Christi, Texas

3/7	vs. Texas A&M CC	L	2-5
3/8	vs. South Alabama	W	10-4
3/9	vs. Arizona	L	0-16

Irish Classic (2-1)

Wolf Stadium

San Antonio, Texas

3/14	vs. Buffalo	W	13-1
3/15	vs. Southern Illinois	W	4-0
3/16	vs. Texas-Pan American	L	8-10
3/17	Central Michigan	T	2-2
3/20	at Georgetown (SPF)	W	25-1
3/21	at Georgetown (SPF)	W	7-1
3/22	at Georgetown (SPF)	W	6-0
3/25	Ball State	W	6-4
3/26	Wisconsin-Milwaukee	W	14-3
3/29	Cincinnati	L	3-5
3/29	Cincinnati	W	4-3
3/30	Cincinnati	L	34
4/4	Rutgers	W	7-5
4/5	Rutgers	W	11-2

4/6	Rutgers	W	11-2
4/8	Valparaiso	W	8-6
4/9	Manchester College	W	13-8
4/11	at Villanova (VB)	W	2-1
4/12	at Villanova (VB)	W	8-5
4/13	at Villanova (VB)	W	13-0
4/15	Toledo	W	6-1
4/16	vs. N. Illinois (USCF)	W	5-4
4/18	at West Virginia	W	8-4
4/19	at West Virginia	L	6-11
4/20	at West Virginia	W	9-4
4/22	Chicago State	W	12-2
4/23	at IPFW	W	5-0
4/25	St. John's	L	3-10
4/26	St. John's	L	4-6
4/27	St. John's	W	8-4
4/29	Mississippi Valley State	W	4-0
4/30	Mississippi Valley State	W	13-2
5/2	at Connecticut	L	7-9
5/3	at Connecticut	W	8-2
5/4	at Connecticut	W	4-3
5/9	Pittsburgh (10)	W	5-4
5/10	Pittsburgh	L	3-5
5/12	Western Michigan	L	4-6
5/13	vs. Michigan (FTBB)	L	12-15
5/15	at USF	L	4-5
5/16	at USF (16)	L	2-3
5/17	at USF	L	8-9

BIG EAST Championship (0-2)

Bright House Networks Field

Clearwater, Florida

5/20	vs. USF	L	3-9
5/21	vs. West Virginia	L	2-3

SPF - Shirley Povich Field (Bethesda, MD)

USCF - U.S. Cellular Field (Chicago, IL)

FTBB - 5th/3rd Park (Conestock, MI)

VB - Villanova Ballpark (Plymouth Meeting, PA)



Shortstop Brett Lilley not only finished his career the NCAA leader in career hit-by-pitches, but he also remains the only Irish baseball player to ever earn first team Academic All-American in consecutive seasons.

Year-by-Year Results

Did You Know? ...

The Notre Dame baseball program has seen 59 of its players selected in the Major League Baseball draft during the past 16 seasons (1995-2011), led by 27 who were selected in the first 15 rounds and 10 elite prospects who were selected in rounds 1-5. Those players include numerous who have advanced to class AAA and six pitchers who have reached the big leagues, led by current Major Leaguers Brad Lidge (Phillies), Jeff Samardzija (Cubs), John Axford (Brewers), Jeff Manish (Twins), Aaron Heilman (Diamondbacks) and Kyle Weiland (Diamondbacks).

2009 – RECORD: 36-23

BIG EAST: 15-12 (5th)

BIG EAST Tournament: 3-2

BIG EAST-Big Ten Challenge (2-1)

2/20	vs. Ohio State (KP)	L	0-2
2/21	vs. Illinois (MKF)	W	14-7
2/22	vs. Purdue (JRS) (10)	W	9-4

Phoenix Classic (1-2)

2/27	vs. Gonzaga (DS)	L	3-7
2/28	vs. Dayton (DS)	W	14-5
3/1	vs. Creighton (MF)	L	3-6

Rice Classic (2-1)

Redding Park

Houston, Texas

3/6	vs. Oral Roberts	W	2-1
3/7	at Rice	L	0-9
3/8	vs. Washington State	W	7-3

Wolff Stadium (2-0)

San Antonio, Texas

3/10	vs. Grambling (WS)	W	3-2
3/11	vs. Grambling (WS)	W	10-7

Irish Baseball Classic (3-1)

Wolff Stadium

San Antonio, Texas

3/12	vs. Illinois State	L	2-3
3/14	vs. Trinity	W	11-8
3/15	vs. Texas Pan-American	W	10-7
3/15	vs. Texas Pan-American	W	7-2
3/17	Ball State	W	5-4
3/18	Valparaiso	W	10-4
3/20	Seton Hall	W	10-4
3/21	Seton Hall	L	4-9
3/22	Seton Hall	L	4-11
3/24	Central Michigan	W	14-8
3/25	Oakland	L	5-6
3/27	at Pittsburgh	W	5-4
3/28	at Pittsburgh	L	7-15
3/29	at Pittsburgh	L	11-14
4/1	Toledo	W	11-7
4/3	Villanova	W	3-1
4/4	Villanova	W	4-0
4/4	Villanova	W	9-3
4/9	at Cincinnati (11)	L	4-5
4/11	at Cincinnati (7)	L	3-7
4/11	at Cincinnati	W	6-2
4/15	vs. Northwestern (USCF)	L	1-5
4/17	West Virginia	L	3-19
4/18	West Virginia	W	8-6
4/18	West Virginia	W	3-0
4/22	Michigan (7)	L	2-3
4/22	Michigan (7)	W	4-3
4/24	at Louisville	L	7-8
4/25	at Louisville	W	11-5

4/26	at Louisville	W	13-12
4/28	Illinois-Chicago	L	5-10
4/29	Bowling Green	W	11-6
5/1	Connecticut	L	5-8
5/2	Connecticut	L	3-8
5/3	Connecticut	W	5-4
5/8	USF	W	8-5
5/9	USF	W	7-6
5/10	USF	L	5-6
5/11	Western Michigan	W	5-3
5/12	vs. Illinois State (SCF)	W	14-8
5/14	at St. John's	W	9-1
5/15	at St. John's	W	15-8
5/16	at St. John's	L	6-10

BIG EAST Championship (3-2)

Bright House Networks Field

Clearwater, Florida

5/19	vs. St. John's	W	14-5
5/20	vs. Louisville	L	2-12
5/22	vs. St. John's	W	11-10
5/23	vs. Louisville	W	6-5
5/23	vs. Louisville	L	6-7

KP – Knology Park (Dunedin, FL)

MKF – McKeechfield Field (Bradenton, FL)

JRS – Jack Russell Stadium (Clearwater, FL)

DS – Diablo Stadium (Tempe, AZ)

MF – Marich Field (Phoenix, AZ)

WS – Wolff Stadium (San Antonio, TX)

USCF – U.S. Cellular Field (Chicago, IL)

SCF – Silver Cross Field (Joliet, IL)

2010 – RECORD: 22-32

BIG EAST: 10-17 (t-8th)

2/19	at Miss. Valley State	W	12-4
2/20	vs. Miss. Valley State	W	8-3
2/21	vs. Miss. Valley State	W	19-3

BIG EAST-Big Ten Challenge (1-2)

2/26	vs. Illinois (JRS)	L	1-11
2/27	vs. Ohio State (BHNH)	L	2-10
2/28	vs. Penn State (NC) (10)	W	9-8

Bright House Invitational (1-2)

Melching Field

DeLand, Florida

3/6	vs. Harvard	L	6-9
3/6	vs. Kansas State	L	2-5
3/7	at Seton	W	4-2
3/9	at Texas-Pan-American	L	7-9
3/10	at Texas-Pan-American	L	4-10

Irish Baseball Classic (2-2)

Wolff Stadium

San Antonio, Texas

3/11	vs. Bradley	W	10-6
3/12	vs. Pacific	L	4-8
3/13	vs. Gonzaga	W	6-3
3/14	vs. Pacific	L	2-3
3/20	Michigan State	L	0-13
3/20	Michigan State	L	4-7
3/21	Michigan State	L	0-3
3/23	Ball State	W	11-5
3/24	Illinois-Chicago	L	5-10
3/26	at USF	L	0-4
3/27	at USF	L	3-6
3/27	at USF	L	2-10
4/1	at Georgetown	L	9-10
4/2	at Georgetown	W	12-8
4/3	at Georgetown	L	7-11
4/6	Oakland	W	13-6
4/9	Rutgers	W	9-8
4/10	Rutgers	L	5-25
4/11	Rutgers (11)	L	6-8
4/13	Chicago State	W	6-4

4/16	at Seton Hall (10)	W	6-5
4/17	at Seton Hall	W	2-1
4/18	at Seton Hall	W	7-4
4/20	at Michigan	L	2-3
4/21	Michigan	L	1-13
4/23	Cincinnati	W	5-2
4/24	Cincinnati	L	4-5
4/24	Cincinnati	W	5-4
4/27	Toledo	W	9-0
4/28	at Valparaiso	W	8-1
4/30	St. John's	W	14-5
5/1	St. John's	L	1-8
5/2	St. John's	L	4-9
5/8	at West Virginia	L	6-22
5/8	at West Virginia	L	5-6
5/9	at West Virginia	L	3-10
5/12	Central Michigan	L	2-12
5/14	at Villanova	L	5-12
5/15	at Villanova (11)	W	3-2
5/16	at Villanova	W	4-1
5/20	Louisville	L	3-6
5/22	Louisville (7)	L	3-4
5/22	Louisville	L	3-13

JRS – Jack Russell Stadium (Clearwater, FL)

BHNH – Bright House Networks Field (Clearwater, FL)

NC – Naimoli Complex (St. Petersburg, FL)

2011 – RECORD: 23-29-1

BIG EAST: 13-13 (8th)

BIG EAST-Big Ten Challenge (2-1)

2/18	vs. Michigan State (FAEP)	L	1-2
2/19	vs. Purdue (ALF)	W	19-2
2/20	vs. Penn State (WFBC)	W	8-5
2/25	at Seattle (HB)	W	5-0
2/26	at Seattle (HB)	L	0-1
2/26	at Seattle (HB)	L	2-7

Coca-Cola Classic (1-3)

Winthrop Ballpark

Rock Hill, South Carolina

3/4	vs. Manhattan	L	2-5
3/4	at Winthrop	L	2-4
3/5	vs. Manhattan (10)	W	5-4
3/5	at Winthrop	L	2-7

Caravelle Resort Classic (2-1)

Wolff Stadium

Conway, South Carolina

3/12	vs. UAB	W	3-0
3/12	at Coastal Carolina	L	3-4
3/13	vs. Kent State	W	2-0

Wolff Stadium (1-0)

San Antonio, Texas

3/15	at UTSA (10)	W	5-4
------	--------------	---	-----

Irish Baseball Classic (0-3-1)

Wolff Stadium

San Antonio, Texas

3/17	vs. Iowa (10)	L	3-4
3/18	vs. Iowa	L	2-11
3/19	vs. Gonzaga	L	1-4
3/20	vs. Gonzaga (12)	T	3-3
3/25	Georgetown	W	3-2
3/26	Georgetown	W	1-0
3/27	Georgetown	L	3-4
3/28	UIC	L	3-5
3/29	Central Michigan	W	3-2
4/1	at Pittsburgh	L	5-6
4/2	at Pittsburgh	L	2-3
4/3	at Pittsburgh	W	8-6
4/6	Western Michigan	W	6-2
4/8	Connecticut	L	1-3
4/9	Connecticut	L	3-6
4/10	Connecticut	W	14-4
4/15	West Virginia (10)	L	4-6
4/15	West Virginia	W	5-2
4/17	West Virginia	L	1-8
4/21	at St. John's	L	0-6
4/21	at St. John's	L	1-4
4/29	Seton Hall	L	1-2
4/30	Seton Hall (12)	W	2-1
5/1	Seton Hall	W	5-4
5/3	at Michigan	L	1-2
5/4	Michigan (10)	L	3-5
5/7	at Rutgers	W	5-4
5/7	at Rutgers	W	3-0
5/8	at Rutgers (14)	L	2-3
5/13	USF	W	8-0
5/14	USF	W	10-5
5/14	USF	W	6-3
5/17	Michigan State	L	3-20
5/19	at Louisville	L	2-14
5/20	at Louisville	L	5-7
5/21	at Louisville	W	2-1

BIG EAST Championship (1-2)

Bright House Networks Field

Clearwater, Florida


5/25	vs. Connecticut	L	2-4
5/26	vs. West Virginia	W	1-0
5/27	vs. Connecticut	L	3-9

FAEP – Florida Auto Exchange Park (Dunedin, FL)

ALF – Al Lang Field (St. Petersburg, FL)

WFBC – Walter Fuller Baseball Complex (St. Petersburg, FL)

HB – Husky Ballpark (Seattle, WA)



Notre Dame has played at four Major League parks in its history, including the Seattle Kingdome (1995 and 1996), Three Rivers Stadium (1998), Minneapolis Metradome (1991, 2000, and 2006) and U.S. Cellular Field (pictured, 2008, and 2009).

BIG EAST Tournament MVPs



Javi Sanchez
2003



Matt Macri
2004



Steve Stanley
2002



Matt Edwards
2005



Wade Korpi
2006

NOTRE DAME CAREER STATS - BIG EAST GAMES

(since 1996, regular-season games; minimum two seasons, 80 ABs)

Name (BE all-time rank)	GP	H-AB	2B-3B-HR	RBI/R	SB/BB	AVG
Craig Cooper (1)	83	120-270	18-2-12	63/83	18/48	.444
Randall Brooks (6)	41	69-165	12-4-5	32/40	8/13	.418
Brant Ust (8)	65	100-242	19-3-19	71/70	9/23	.413
J.J. Brock (19)	60	89-223	15-7-10	61/56	2/18	.399
Jeff Wagner (24)	71	98-251	17-4-24	83/67	1/40	.390
Steve Stanley	102	152-399	22-7-2	55/110	45/62	.381
Steve Sollmann	85	111-312	20-8-8	65/83	33/41	.356
Brian Stavisky	71	88-250	18-7-13	68/62	8/37	.352
A.J. Pollock	79	110-317	21-3-9	57/77	20/43	.347
Jeff Felker	85	102-298	26-2-12	60/69	1/24	.342
Brett Lilley	105	124-363	11-2-3	46/98	9/60	.342
David Mills	72	96-285	7-5-5	45/47	7/23	.337
Golden Tate	28	39-116	5-2-1	12/22	6/7	.336
Mike Amrhein	41	50-152	11-2-12	42/49	1/20	.329
Paul O'Toole	99	109-333	21-4-15	86/79	20/36	.327
Matt Edwards	72	80-255	18-8-8	63/52	9/36	.314
Andrew Bushey	85	90-287	24-3-5	64/39	0/27	.314
Alec Porzel	93	108-345	33-3-20	102/79	13/35	.313
Greg Lopez	95	97-311	17-1-1	52/54	5/20	.312
Sean Gaston	75	71-229	12-0-1	41/36	10/29	.310
Matt Bransfield	79	82-265	15-0-7	60/49	2/22	.309
Dan Leatherman	35	29-94	10-1-4	10/24	2/11	.309
Matt Strickroth	56	26-86	4-1-2	18/14	0/4	.302

current players in **Bold**

Conference Yearly Win-Loss Records

MIDWEST CITY

- 1983:** 7-4 regular season (2nd North)
0-2 in tournament
- 1984:** 4-6 regular season (3rd North)
- 1985:** 8-4 regular season (2nd North) 1-2 in tournament

Totals

- Three seasons, 20-18 overall (.526)
- 19-14 regular season (.576)
- 1-4 tournament (.200)

MIDWESTERN COLLEGIATE

- 1986:** 5-7 regular season (3rd North)
- 1988:** 11-3 regular season (1st North)
1-2 in tournament
- *1989:** 21-9 regular season (2nd North)
Tournament champions (6-1)
- 1990:** 25-3 regular season (1st North)
Tournament runner-up (2-2)
- 1991:** 18-5 regular season (2nd)
Tournament champions (4-0)
- *1992:** 18-2 regular season (1st)
Tournament champions (4-0)
- *1993:** 23-4 regular season (1st)
Tournament champions (4-1)
- *1994:** 14-4 regular season (1st)
Tournament champions (4-1)
- 1995:** 11-4 regular season (1st West)
Tournament runner-up (3-2)

Totals

- Nine seasons, 174-50 overall (.777)
- 146-41 regular season (.781)
- 28-9 tournament (.757)
- Six first-place finishes
- Two runner-up finishes
- Five tournament titles
- Two tournament runner-ups

BIG EAST

- #1996:** 13-7 regular season
(3rd National)
Tournament runner-up (4-2)
- 1997:** 15-6 regular season
(1st National)
2-2 in tournament
- 1998:** 15-4 regular season
(2nd overall)
Tournament
runner-up (3-2)
- #1999:** 20-5 regular season (1st overall)
1-2 in tournament
- #2000:** 18-7 regular season
(2nd overall)
1-2 in tournament

- #2001:** 22-4 regular season (1st overall)
1-2 in tournament
- *2002:** 18-8 regular season
(1st overall)
Tournament champions (3-1)
- *2003:** 16-7 regular season
(3rd overall)
Tournament champions (3-1)
- *2004:** 20-6 regular season
(1st overall)
Tournament champions (3-0)
- *2005:** 14-9-1 regular season
(3rd overall)
Tournament champions (3-0)
- *2006:** 21-5-1 regular season
(1st overall)
Tournament champions (4-1)
- 2007:** 11-15 regular season
(7th overall)
0-2 in tournament
- 2008:** 16-10 regular season
(3rd overall)
0-2 in tournament
- 2009:** 15-12 regular season
(5th overall)
3-2 in tournament
- 2010:** 10-17 regular season
(t-8th overall)
Failed to reach tournament
- 2011:** 13-13 regular season
(8th overall)
1-2 in tournament

Totals

- 16 seasons, 289-158-2 overall (.646)
- 257-135-2 regular season (.655)
- 32-23 tournament (.582)
- Six first-place finishes
- Two runner-up finishes
- Five tournament titles
- Two tournament runner-up finishes

Overall Conference Totals

- 28 seasons, 483-226-2 overall (.681)
- 422-190-2 regular season (.689)
- 61-36 tournament (.629)
- 12 first-place finishes
- Four runner-up finishes
- 10 tournament titles
- Four tournament runner-up finishes

* - automatic NCAA bids

- at-large NCAA bids

Notre Dame's run to the 1989 MCC Tournament title included four wins in a 23-hour span, due to rain delays and the immediacy of an automatic NCAA bid. The Irish defeated Dayton, 20-4, in a game that ended at 4:24 a.m. ... but that was just the beginning. The Notre Dame players grabbed what rest they could while beating Evansville (11-2) and Detroit (4-1) before pounding Detroit, 21-10, for the program's first NCAA bid since 1970.

Starting Lineups

These lineups and rotations typically were taken from postseason play, with platoon starters and top reserves included below the starters. Pitching staffs indicate the top starters and key relievers. Players preceded by an asterisk (*) were lefthanded hitters/pitchers (# indicates switch hitters).

1988 (39-22)

*Pat Pesavento, SS, Sr.385, 1 HR, 35 RBI, 38 SB
Steve Skupien, 2B/OF, Sr.315, 2 HR, 25 RBI, 10 SB
*Dan Peltier, CF, So.414, 7 HR, 70 RBI, 9 SB
*Tim Hutson, 1B, Sr.364, 18 HR, 74 RBI, 6 SB
Ed Lund, C, So.285, 1 HR, 30 RBI, 4 SB
James Sass, RF, Jr.301, 0 HR, 13 RBI, 16 SB
Chris Flynn, DH, Sr.279, 7 HR, 34 RBI, 1 SB
Mike Moshier, 2B, Jr.261, 2 HR, 26 RBI, 12 SB
*Mike Coss, 3B, Fr.230, 0 HR, 16 RBI, 9 SB
*Mike Rottky, DH, So.372, 0 HR, 12 RBI, 2 SB
Pat O'Brien, OF, Sr.258, 1 HR, 15 RBI, 4 SB
TEAM307, 40 HR, .443 slug., 117 SB

Erik Madsen, Jr.8-4, 3.74, 96.1 IP, 56 SO
Brian Piotrowicz, So.7-3, 1 SV, 4.86, 83.1 IP, 48 SO
Mike Passilla, Jr.7-4, 1 SV, 5.30, 69.2 IP, 26 SO
*Kevin Chenail, Sr.5-3, 5.00, 45.0 IP, 14 SO
Mike Harmon, Sr.6-4, 4 SV, 5.18, 57.1 IP, 27 SO
Mike Coffey, So.2-0, 5.79, 32.2 IP, 28 SO
TEAM39-22, 6 SV, 5.43, 461.0 IP, 243 SO

1989 (48-19-1)

*Pat Pesavento, SS, Gr.376, 0 HR, 27 RBI, 38 SB
Mike Moshier, 2B, Sr.387, 0 HR, 27 RBI, 11 SB
Dan Peltier, CF, Jr.446, 15 HR, 93 RBI, 13 SB
Ed Lund, C, Jr.328, 4 HR, 48 RBI, 4 SB
*Frank Jacobs, DH, So.295, 6 HR, 38 RBI, 3 SB
James Sass, RF, Sr.398, 3 HR, 64 RBI, 15 SB
*Craig Counsell, LF, Fr.289, 0 HR, 32 RBI, 6 SB
*Joe Binkiewicz, 1B, Fr.337, 4 HR, 44 RBI, 3 SB
*Mike Coss, 3B, So.258, 1 HR, 31 RBI, 4 SB
Pat Eilers, OF, Sr.307, 0 HR, 11 RBI, 10 SB
*Cory Mee, IF, Fr.327, 0 HR, 7 RBI, 1 SB
TEAM334, 36 HR, .450 slug., 119 SB

Brian Piotrowicz, Jr.11-4, 2.24, 112.1 IP, 72 SO
Erik Madsen, Sr.10-4, 4.07, 104.0 IP, 65 SO
*Brian Conway, Fr.5-4, 5.55, 71.1 IP, 31 SO
Mike Passilla, Jr.6-2, 4.55, 57.1 IP, 24 SO
*Tony Livorsi, Jr.4-1, 1 SV, 4.60, 58.2 IP, 33 SO
Mike Coffey, Jr.7-2, 10 SV, 3.91, 69.0 IP, 51 SO
TEAM48-19, 12 SV, 4.13, 543.0 IP, 308 SO

1990 (46-12)

*Craig Counsell, 3B, So.265, 4 HR, 34 RBI, 11 SB
Ed Lund, C, Sr.311, 5 HR, 37 RBI, 12 SB
*Frank Jacobs, LF, Jr.277, 11 HR, 49 RBI, 5 SB
Eric Danapilis, CF, Fr.429, 6 HR, 31 RBI, 12 SB
*Joe Binkiewicz, 1B, So.322, 4 HR, 29 RBI, 6 SB
Mike Rotkis, RF, Sr.347, 4 HR, 14 RBI, 2 SB
*Mike Coss, SS, Jr.290, 2 HR, 33 RBI, 14 SB
Dan Bautch, DH, So.267, 0 HR, 17 RBI, 29 SB
*Cory Mee, 2B, So.241, 1 HR, 23 RBI, 4 SB
Adam Maisano, DH, Fr.333, 7 HR, 37 RBI, 1 SB
*Edwin Hartwell, OF, Fr.258, 2 HR, 15 RBI, 4 SB
TEAM291, 49 HR, .438 slug., 117 SB

Pat Leahy, Fr.8-1, 3.14, 83.0 IP, 60 SO
Brian Piotrowicz, Sr.7-3, 1 SV, 1.90, 80.2 IP, 53 SO
Alan Walania, Fr.5-0, 1 SV, 3.09, 70.0 IP, 46 SO
David Sinnes, Jr.9-2, 1 SV, 1.05, 108.2 IP, 77 SO
*Chris Michalak, Fr.4-2, 6 SV, 3.28, 49.1 IP, 48 SO
Mike Coffey, Sr.5-1, 2 SV, 2.45, 36.2 IP, 21 SO
TEAM46-12, 12 SV, 3.00, 474.1 IP, 354 SO

1991 (45-16)

#Greg Layson, 2B, Fr.338, 2 HR, 29 RBI, 20 SB
*Craig Counsell, SS, Jr.317, 2 HR, 37 RBI, 7 SB
*Frank Jacobs, LF, Sr.333, 20 HR, 79 RBI, 9 SB
Eric Danapilis, RF, So.374, 4 HR, 43 RBI, 10 SB
*Joe Binkiewicz, 1B, Jr.379, 15 HR, 48 RBI, 2 SB
*Mike Coss, SS/C, Jr.287, 2 HR, 24 RBI, 8 SB
*Cory Mee, 3B/C, Jr.355, 5 HR, 34 RBI, 3 SB
Dan Bautch, CF, Jr.276, 1 HR, 14 RBI, 16 SB
Adam Maisano, DH, So.216, 5 HR, 25 RBI, 2 SB
*Matt Haas, IF/C, Fr.278, 3 HR, 15 RBI, 0 SB
TEAM305, 62 HR, .474 slug., 91 SB

*Chris Michalak, So.9-1, 2.47, 87.1 IP, 68 SO
*Tom Price, Fr.7-2, 4 SV, 2.55, 81.1 IP, 69 SO
Alan Walania, So.11-5, 3 SV, 3.69, 90.1 IP, 45 SO
David Sinnes, So.5-2, 4.73, 85.2 IP, 89 SO
Pat Leahy, So.8-3, 4.76, 81.1 IP, 52 SO
TEAM45-16, 14 SV, 4.01, 491.0 IP, 345 SO

1992 (48-15)

#Greg Layson, 2B, So.252, 0 HR, 8 RBI, 14 SB
*Cory Mee, 3B, Sr.292, 5 HR, 50 RBI, 6 SB
*Craig Counsell, SS, Sr.339, 12 HR, 63 RBI, 13 SB
Eric Danapilis, RF, Jr.377, 6 HR, 62 RBI, 11 SB
*Joe Binkiewicz, 1B, Sr.308, 10 HR, 55 RBI, 6 SB
*Edwin Hartwell, DH, Jr.359, 3 HR, 16 RBI, 6 SB
*Paul Failia, LF, Fr.292, 1 HR, 33 RBI, 14 SB
Dan Bautch, CF, Sr.310, 1 HR, 15 RBI, 23 SB
Bob Lisanti, C, Fr.279, 0 HR, 17 RBI, 5 SB
*Matt Haas, IF/C, So.339, 2 HR, 13 RBI, 1 SB
Steve Verdusco, LF, Fr.255, 1 HR, 16 RBI, 1 SB
Craig DeSensi, DH, Fr.292, 0 HR, 16 RBI, 2 SB
TEAM301, 45 HR, .444 slug., 119 SB

David Sinnes, Jr.8-1, 5 SV, 2.31, 58.1 IP, 59 SO
*Tom Price, So.7-1, 2.80, 74.0 IP, 53 SO
*Chris Michalak, Jr.10-5, 3 SV, 2.20, 118.2 IP, 64 SO
Alan Walania, Jr.9-4, 1 SV, 2.94, 88.2 IP, 72 SO
Pat Leahy, Jr.9-3, 3.16, 91.0 IP, 80 SO
Tim Kraus, Fr.2-1, 1 SV, 3.13, 31.2 IP, 7 SO
TEAM48-15, 10 SV, 3.06, 512.0 IP, 369 SO

1993 (46-16)

#Greg Layson, 2B, Jr.363, 3 HR, 34 RBI, 15 SB
*Edwin Hartwell, LF, Sr.447, 13 HR, 68 RBI, 11 SB
*Paul Failia, SS, So.346, 5 HR, 45 RBI, 8 SB
Eric Danapilis, CF, Sr.438, 13 HR, 85 RBI, 13 SB
*Matt Haas, 3B/1B, Jr.345, 4 HR, 61 RBI, 28 SB
Craig DeSensi, DH, So.305, 9 HR, 43 RBI, 10 SB
*Ryan Topham, RF, Fr.302, 6 HR, 31 RBI, 7 SB
Robbie Kent, 1B/3B, Fr.291, 2 HR, 18 RBI, 2 SB
Bob Lisanti, C, So.237, 1 HR, 28 RBI, 5 SB
Rowan Richards, OF, Fr.280, 3 HR, 25 RBI, 10 SB
TEAM334, 64 HR, .519 slug., 127 SB

*Tom Price, Jr.12-2, 1 SV, 3.53, 94.1 IP, 69 SO
David Sinnes, Sr.10-3, 2.98, 84.2 IP, 90 SO
*Chris Michalak, Jr.11-5, 3 SV, 4.76, 117.1 IP, 83 SO
Alan Walania, Jr.5-3, 3 SV, 4.92, 75.0 IP, 73 SO
A.J. Jones, Fr.3-0, 3 SV, 1.79, 40.1 IP, 22 SO
TEAM46-16, 11 SV, 4.57, 502.2 IP, 392 SO

1994 (46-16)

#Greg Layson, 2B, Sr.305, 0 HR, 30 RBI, 31 SB
*Scott Sollmann, CF, Fr.402, 0 HR, 27 RBI, 26 SB
*Ryan Topham, RF, So.320, 10 HR, 55 RBI, 2 SB
Robbie Kent, 1B/3B, So.402, 5 HR, 82 RBI, 7 SB
*Matt Haas, 3B/C, Sr.353, 3 HR, 34 RBI, 9 SB
*George Restovich, DH, So.347, 6 HR, 37 RBI, 1 SB
*Paul Failia, SS, Jr.277, 1 HR, 31 RBI, 16 SB
Mark Mapes, LF, So.321, 2 HR, 41 RBI, 4 SB
Bob Lisanti, C, Sr.267, 0 HR, 17 RBI, 4 SB
Robby Birk, OF/IF, Sr.286, 2 HR, 24 RBI, 8 SB
Dennis Twombly, DH, Fr.348, 5 HR, 24 RBI, 2 SB
TEAM323, 39 HR, .474 slug., 124 SB

*Tom Price, Sr.14-5, 2.57, 140.1 IP, 85 SO
Darin Schmalz, Jr.4-3, 3.59, 47.2 IP, 28 SO
Tim Kraus, Jr.9-0, 1 SV, 2.73, 62.2 IP, 37 SO
*Gregg Henebry, Fr.3-1, 3.10, 29.0 IP, 23 SO
Larry Mohs, Fr.4-2, 4 SV, 2.09, 60.1 IP, 41 SO
*Paul Pryblo, Fr.1-0, 5 SV, 2.25, 28.1 IP, 25 SO
TEAM46-16, 14 SV, 3.25, 513.0 IP, 335 SO

1995 (40-21)

Craig DeSensi, 1B, Sr.345, 8 HR, 48 RBI, 5 SB
*Scott Sollmann, CF, So.406, 1 HR, 32 RBI, 23 SB
Mike Amrhein, 3B, So.386, 7 HR, 69 RBI, 2 SB
*Ryan Topham, RF, Jr.335, 18 HR, 79 RBI, 9 SB
Rowan Richards, LF, Jr.284, 5 HR, 35 RBI, 5 SB
*George Restovich, C, Jr.306, 9 HR, 50 RBI, 1 SB
Justin Scholl, DH, So.297, 2 HR, 14 RBI, 0 SB
*J.J. Brock, SS, So.238, 2 HR, 29 RBI, 4 SB
Randall Brooks, 2B, So.333, 2 HR, 25 RBI, 5 SB
Christian Parker, DH, Fr.287, 3 HR, 11 RBI, 1 SB
Bob Lisanti, C, Sr.injured (1 GP)
TEAM316, 60 HR, .489 slug., 57 SB

Darin Schmalz, So.8-3, 4.01, 85.1 IP, 50 SO
Christian Parker, Fr.4-5, 5.14, 68.1 IP, 34 SO
*Gregg Henebry, So.4-2, 4.47, 52.1 IP, 32 SO
Dan Stavisky, Fr.5-1, 5.85, 47.2 IP, 30 SO
Larry Mohs, So.2-2, 2 SV, 3.21, 33.2 IP, 27 SO
Tim Kraus, Sr.4-3, 3 SV, 3.65, 44.1 IP, 21 SO
Rich Sauget, Sr.2-1, 3 SV, 3.31, 32.2 IP, 27 SO
TEAM40-21, 9 SV, 4.53, 510.2 IP, 320 SO

1996 (44-18)

Randall Brooks, 2B, Jr.396, 4 HR, 27 RBI, 15 SB
*Scott Sollmann, CF, Jr.311, 2 HR, 25 RBI, 52 SB
Rowan Richards, RF, Sr.303, 7 HR, 20 RBI, 1 SB
Mike Amrhein, LF, Jr.323, 13 HR, 49 RBI, 8 SB
*George Restovich, 1B, Sr.336, 7 HR, 68 RBI, 5 SB
Bob Lisanti, C, Gr.344, 3 HR, 37 RBI, 2 SB
Jeff Wagner, DH/C, Fr.287, 10 HR, 45 RBI, 0 SB
*J.J. Brock, 3B, Jr.320, 3 HR, 41 RBI, 4 SB
*Paul Turco, SS, Fr.247, 0 HR, 18 RBI, 4 SB
*Allen Greene, OF, Fr.276, 1 HR, 14 RBI, 6 SB
TEAM315, 58 HR, .485 slug., 97 SB

Darin Schmalz, So.9-4, 2.23, 84.2 IP, 56 SO
Christian Parker, So.8-3, 4.24, 80.2 IP, 56 SO
Dan Stavisky, So.7-1, 3.07, 70.1 IP, 47 SO
*Gregg Henebry, Jr.6-1, 4.60, 62.2 IP, 29 SO
Rich Sauget, Gr.1-2, 6 SV, 2.92, 40.0 IP, 40 SO
TEAM44-18, 11 SV, 3.87, 512.0 IP, 365 SO

1997 (41-19)

Randall Brooks, CF, Sr.	366, 3 HR, 39 RBI, 17 SB
*Jeff Perconte, RF, Fr.	282, 3 HR, 9 RBI, 1 SB
Mike Amrhein, C/DH, Sr.	394, 14 HR, 71 RBI, 0 SB
Jeff Wagner, DH/C, So.	374, 17 HR, 69 RBI, 1 SB
Brant Ust, 2B/SS, Fr.	372, 11 HR, 54 RBI, 4 SB
#Allen Greene, LF, So.	365, 7 HR, 55 RBI, 4 SB
*Jeff Felker, 1B, Fr.	319, 4 HR, 29 RBI, 8 SB
Todd Frye, 2B, Jr.	308, 0 HR, 19 RBI, 5 SB
*J.J. Brock, 3B, Sr.	365, 3 HR, 50 RBI, 4 SB
Pat O'Keefe, OF, Sr.	276, 1 HR, 13 RBI, 6 SB

TEAM 334, 66 HR, 529 slug., 51 SB

Darin Schmalz, Sr.	9-3, 3.67, 81.0 IP, 58 SO
Alex Shilliday, So.	7-3, 1 SV, 5.11, 79.1 IP, 72 SO
Brad Lidge, So.	4-3, 6.21, 37.2 IP, 40 SO
*Tim Kalita, Fr.	3-1, 1 SV, 3.67, 49.0 IP, 46 SO
*Chris McKeown, So.	4-3, 3.26, 69.0 IP, 46 SO
Larry Mohs, Sr.	0-1, 4 SV, 2.66, 23.2 IP, 23 SO

TEAM 41-19, 11 SV, 4.51, 504.2 IP, 399 SO

1998 (41-17)

#Allen Greene, CF, Jr.	317, 7 HR, 44 RBI, 12 SB
*J.J. Brock, SS, Gr.	341, 13 HR, 54 RBI, 4 SB
*Jeff Felker, RF, So.	283, 3 HR, 35 RBI, 2 SB
Jeff Wagner, C, Jr.	330, 14 HR, 49 RBI, 1 SB
Brant Ust, 3B, So.	373, 18 HR, 58 RBI, 11 SB
*Jeff Perconte, DH, So.	250, 0 HR, 17 RBI, 7 SB
Alec Porzel, LF, Fr.	265, 7 HR, 39 RBI, 5 SB
Todd Frye, 2B, Sr.	243, 0 HR, 13 RBI, 4 SB
*Dan Leatherman, 1B, Sr.	343, 8 HR, 25 RBI, 7 SB
Mike Knecht, C, Jr.	286, 0 HR, 10 RBI, 1 SB

TEAM 304, 73 HR, 501 slug., 61 SB

Alex Shilliday, Jr.	9-5, 3.54, 96.2 IP, 93 SO
Brad Lidge, Jr.	8-2, 4.15, 80.1 IP, 93 SO
*Tim Kalita, So.	4-0, 2.78, 74.1 IP, 71 SO
*Chris McKeown, Jr.	4-2, 4.47, 44.1 IP, 37 SO
Aaron Heilman, Fr.	7-3, 9 SV, 1.61, 67.0 IP, 78 SO

TEAM 41-17, 4.02, 10 SV, 501.1 IP, 456 SO

1999 (39-22)

*Steve Stanley, CF, Fr.	326, 0 HR, 29 RBI, 24 SB
*Paul O'Toole, C, Fr.	318, 8 HR, 39 RBI, 12 SB
Alec Porzel, 2B, So.	333, 13 HR, 60 RBI, 11 SB
Brant Ust, SS, Jr.	359, 17 HR, 58 RBI, 10 SB
Jeff Wagner, DH, Sr. (inj.)	354, 8 HR, 26 RBI, 1 SB
Matt Nussbaum, LF, Jr.	314, 5 HR, 33 RBI, 0 SB
*Jeff Felker, 1B, Jr.	333, 9 HR, 40 RBI, 3 SB
*Matt Bok, DH, Sr.	266, 2 HR, 10 RBI, 2 SB
*Ben Cooke, RF, So.	267, 1 HR, 22 RBI, 14 SB
Matt Strickroth, OF, Fr.	200, 3 HR, 18 RBI, 1 SB
*Jeff Perconte, IF/OF, Jr.	323, 2 HR, 19 RBI, 4 SB

TEAM 307, 70 HR, 484 slug., 84 SB

Aaron Heilman, So.	11-2, 3 SV, 3.14, 109.0 IP, 118 SO
Alex Shilliday, Sr.	4-5, 5.14, 63.0 IP, 56 SO
*Tim Kalita, Jr.	4-2, 5.16, 90.2 IP, 97 SO
Scott Cavey, Jr.	6-1, 3.70, 58.1 IP, 47 SO
*Chris McKeown, Sr.	3-2, 1 SV, 3.53, 51.0 IP, 45 SO
John Corbin, Jr.	7-3, 9 SV, 4.53, 47.2 IP, 44 SO

TEAM 43-18, 15 SV, 5.15, 513.2 IP, 478 SO

2000 (46-18)

Ken Meyer, DH, So.	326, 3 HR, 20 RBI, 1 SB
*Steve Stanley, CF, So.	362, 0 HR, 24 RBI, 29 SB
Alec Porzel, SS, Jr.	342, 9 HR, 58 RBI, 10 SB
*Jeff Felker, 1B, Sr.	307, 7 HR, 51 RBI, 2 SB
Matt Nussbaum, LF, Sr.	257, 0 HR, 37 RBI, 5 SB
*Brian Stavisky, RF, Fr.	298, 14 HR, 45 RBI, 5 SB
*Paul O'Toole, C, So.	302, 8 HR, 39 RBI, 16 SB
*Andy Bushey, 3B, So.	275, 3 HR, 30 RBI, 3 SB
*Jeff Perconte, 2B, Sr.	205, 1 HR, 15 RBI, 0 SB
Kris Billmaier, LF, Fr.	354, 4 HR, 19 RBI, 0 SB

TEAM 299, 50 HR, 449 slug., 76 SB

Aaron Heilman, Jr.	10-2, 3.21, 103.2 IP, 118 SO
Scott Cavey, Sr.	6-3, 4.58, 70.2 IP, 61 SO
J.P. Gagne, Fr.	7-1, 4.46, 72.2 IP, 44 SO
Matt Laird, Fr.	5-2, 3.83, 47.0 IP, 34 SO
Danny Tamayo, Jr.	3-1, 1 SV, 3.62, 32.1 IP, 24 SO
John Corbin, Sr.	5-4, 11 SV, 4.69, 48.0 IP, 54 SO

TEAM 46-18, 15 SV, 3.93, 545.0 IP, 454 SO

2001 (49-13-1)

*Steve Stanley, CF, Jr.	400, 1 HR, 32 RBI, 31 SB
Steve Sollmann, 2B, Fr.	362, 5 HR, 36 RBI, 23 SB
Alec Porzel, SS, Sr.	295, 8 HR, 59 RBI, 6 SB
*Brian Stavisky, RF, So.	386, 10 HR, 66 RBI, 9 SB
Kris Billmaier, LF, So.	257, 3 HR, 37 RBI, 4 SB
*Paul O'Toole, C, Jr.	323, 4 HR, 35 RBI, 15 SB
*Andrew Bushey, 3B, Jr.	335, 0 HR, 36 RBI, 1 SB
*Matt Bok, DH, Jr.	286, 1 HR, 17 RBI, 0 SB
*Joe Thaman, 1B, Fr.	284, 2 HR, 25 RBI, 1 SB
Ken Meyer, DH, Jr.	271, 3 HR, 20 RBI, 1 SB

TEAM 322, 41 HR, 470 slug., 92 SB

Aaron Heilman, Sr.	15-0, 1.74, 114.0 IP, 111 SO
Danny Tamayo, Sr.	8-3, 2.72, 112.2 IP, 106 SO
J.P. Gagne, So.	5-5, 5.35, 70.2 IP, 47 SO
Peter Ogilvie, So.	5-1, 1.90, 52.0 IP, 30 SO
Matt Buchmeier, Jr.	1-1, 2 SV, 3.91, 46.0 IP, 28 SO
Matt Laird, So.	5-1, 4 SV, 3.09, 32.0 IP, 28 SO

TEAM 49-13, 8 SV, 3.22, 547.2 IP, 420 SO

2002 (50-18)

*Steve Stanley, CF, Sr.	439, 1 HR, 36 RBI, 32 SB
Steve Sollmann, 2B, So.	362, 2 HR, 47 RBI, 6 SB
*Brian Stavisky, LF, Jr.	394, 9 HR, 57 RBI, 1 SB
*Andrew Bushey, 3B, Sr.	323, 6 HR, 59 RBI, 2 SB
*Paul O'Toole, C, Sr.	281, 11 HR, 50 RBI, 11 SB
Kris Billmaier, LF, Jr.	313, 3 HR, 41 RBI, 2 SB
*Matt Bok, DH, Sr.	311, 3 HR, 36 RBI, 3 SB
Javi Sanchez, SS, So.	281, 5 HR, 29 RBI, 1 SB
*Joe Thaman, 1B, So.	272, 6 HR, 33 RBI, 2 SB
Matt Macri, SS, Fr. (inj.)	206, 1 HR, 13 RBI, 1 SB
Ken Meyer, DH, Sr.	268, 2 HR, 8 RBI, 1 SB

TEAM 321, 53 HR, 467 slug., 63 SB

J.P. Gagne, Jr.	9-4, 6 SV, 3.14, 94.2 IP, 69 SO
Grant Johnson, Fr.	9-5, 3.46, 101.1 IP, 86 SO
Chris Niesel, Fr.	4-0, 2 SV, 3.36, 72.1 IP, 62 SO
Peter Ogilvie, Jr.	7-5, 4.65, 79.1 IP, 58 SO
Ryan Kalita, Jr.	5-0, 3.16, 42.2 IP, 36 SO
John Axford, Fr.	5-2, 3.95, 70.2 IP, 64 SO

TEAM 50-18, 18 SV, 3.57, 584.1 IP, 483 SO

2003 (45-18)

Steve Sollmann, 2B, Jr.	384, 4 HR, 40 RBI, 38 SB
*Brennan Grogan, LF, Fr.	299, 0 HR, 25 RBI, 15 SB
*Steve Andres, DH, Fr.	269, 4 HR, 22 RBI, 2 SB
Matt Edwards, 3B/1B, So.	376, 8 HR, 69 RBI, 2 SB
Kris Billmaier, CF, Sr.	271, 5 HR, 43 RBI, 1 SB
Matt Macri, SS, So.	294, 4 HR, 35 RBI, 6 SB
Cody Rizzo, RF, Fr.	314, 4 HR, 38 RBI, 1 SB
Javi Sanchez, C, Jr.	303, 1 HR, 26 RBI, 6 SB
*Joe Thaman, 1B, Jr.	280, 1 HR, 23 RBI, 0 SB
Matt Bransfield, DH, Fr.	310, 0 HR, 10 RBI, 0 SB
Craig Cooper, LF, Fr.	303, 0 HR, 15 RBI, 10 SB
Greg Lopez, 3B, Fr.	250, 0 HR, 26 RBI, 1 SB

TEAM 309, 31 HR, 430 slug., 84 SB

Chris Niesel, So.	9-1, 2.65, 98.1 IP, 87 SO
Ryan Kalita, Sr.	7-1, 3.42, 76.1 IP, 64 SO
J.P. Gagne, Jr.	4-6, 13 SV, 2.70, 60.0 IP, 45 SO
John Axford, So.	9-3, 4.31, 71.0 IP, 69 SO
*Tom Thornton, Fr.	5-1, 1.81, 54.2 IP, 29 SO
Matt Laird, Sr.	3-1, 1 SV, 4.22, 53.1 IP, 48 SO
Ryan Doherty, Fr.	2-0, 1 SV, 2.20, 28.2 IP, 44 SO

TEAM 45-18, 18 SV, 3.53, 554.0 IP, 479 SO

2004 (51-12)

Matt Macri, 3B, Jr.	367, 14 HR, 56 RBI, 12 SB
Steve Sollmann, 2B, Sr. (inj.)	311, 2 HR, 53 RBI, 17 SB
Matt Bransfield, DH, So.	306, 12 HR, 58 RBI, 0 SB
Javi Sanchez, C, Sr.	278, 2 HR, 41 RBI, 2 SB
*Steve Andres, LF, So.	320, 8 HR, 39 RBI, 4 SB
Craig Cooper, RF, So.	360, 10 HR, 48 RBI, 12 SB
Matt Edwards, 1B, Jr.	310, 12 HR, 54 RBI, 5 SB
Cody Rizzo, CF, So.	263, 4 HR, 29 RBI, 4 SB
Greg Lopez, SS, So.	332, 2 HR, 34 RBI, 5 SB
Danny Dressman, OF, Fr.	264, 0 HR, 18 RBI, 2 SB

TEAM 309, 69 HR, 479 slug., 69 SB

Grant Johnson, Jr.	6-0, 1.87, 57.2 IP, 51 SO
Chris Niesel, Jr.	8-3, 3.62, 102.0 IP, 84 SO
*Tom Thornton, So.	9-2, 3.88, 99.2 IP, 77 SO
Jeff Samardzija, Fr.	5-3, 1 SV, 2.95, 64.0 IP, 42 SO
Ryan Doherty, So.	5-1, 12 SV, 2.38, 34.0 IP, 46 SO
Dan Kapala, Fr.	2-1, 1 SV, 2.70, 40.0 IP, 40 SO
*Joe Thaman, Sr.	4-1, 1 SV, 3.35, 48.1 IP, 34 SO

TEAM 51-12, 15 SV, 3.36, 554.2 IP, 436 SO

2005 (38-24-1)

Alex Netthey, CF, Jr.	288, 2 HR, 24 RBI, 12 SB
*Brett Liddle, 3B, Fr.	355, 0 HR, 28 RBI, 9 SB
Matt Edwards, 1B, Sr.	353, 14 HR, 68 RBI, 7 SB
Craig Cooper, LF, Jr.	325, 7 HR, 58 RBI, 14 SB
Cody Rizzo, RF, Jr.	352, 6 HR, 24 RBI, 17 SB
Matt Bransfield, DH, Jr. (inj.)	213, 0 HR, 16 RBI, 1 SB
*Ross Brezovsky, 2B, Fr.	261, 2 HR, 20 RBI, 3 SB
*Sean Gaston, C, So.	293, 1 HR, 28 RBI, 4 SB
Greg Lopez, SS, Jr.	274, 2 HR, 34 RBI, 0 SB
*Steve Andres, DH/LF, Jr.	232, 5 HR, 25 RBI, 0 SB
Tom Langford, LF/DH, Fr.	283, 3 HR, 28 RBI, 1 SB

TEAM 295, 43 HR, 416 slug., 58 SB

*Tom Thornton, Jr.	6-6, 4.69, 96.0 IP, 40 SO
Jeff Samardzija, So.	8-1, 3.89, 78.2 IP, 56 SO
Jeff Manship, So.	2-1, 1 SV, 3.97, 22.2 IP, 20 SO
Dan Kapala, So.	7-3, 1 SV, 3.20, 81.2 IP, 41 SO
Ryan Doherty, Jr.	1-3, 7 SV, 3.79, 35.2 IP, 44 SO
*Wade Korpi, Fr.	4-3, 5.47, 54.1 IP, 32 SO
*Mike Dury, So.	1-0, 2 SV, 1.38, 26.0 IP, 17 SO

TEAM 38-24, 13 SV, 4.41, 557.1 IP, 342 SO

Starting Lineups

2006 (45-17-1)

Craig Cooper, 1B, Sr.425, 9 HR, 41 RBI, 9 SB
*Brett Lilley, 3B, So.320, 2 HR, 32 RBI, 5 SB
Jeremy Barnes, DH/2B, Fr.294, 2 HR, 49 RBI, 9 SB
Matt Bransfield, LF, Sr.333, 6 HR, 45 RBI, 4 SB
*Ross Brezovsky, 2B, So.295, 4 HR, 42 RBI, 2 SB
*Sean Gaston, C, Jr.319, 1 HR, 30 RBI, 4 SB
Alex Netley, CF, Sr.298, 3 HR, 23 RBI, 7 SB
Greg Lopez, SS, Sr.304, 0 HR, 37 RBI, 2 SB
Cody Rizzo, RF/C, Sr.261, 3 HR, 36 RBI, 13 SB
*Danny Dressman, OF, Jr.321, 0 HR, 35 RBI, 6 SB
*Steve Andres, DH/LF, Sr.203, 1 HR, 8 RBI, 1 SB

TEAM **.313, 33 HR, .430 slug., 62 SB**

Jeff Manship, Jr.9-2, 3.26, 94.0 IP, 111 SO
Jeff Samardzija, Jr.8-2, 4.33, 97.2 IP, 61 SO
*Tom Thornton, Sr.7-3, 3.94, 82.1 IP, 58 SO
*Wade Korpi, So.7-2, 2.00, 76.1 IP, 94 SO
Kyle Weiland, Fr.2-4, 16 SV, 2.37, 49.1 IP, 48 SO
*Mike Dury, Jr.3-1, 1 SV, 2.17, 29.0 IP, 17 SO
Jess Stewart, Jr.4-2, 1 SV, 2.31, 39.0 IP, 21 SO

TEAM **45-17, 18 SV, 3.52, 572.0 IP, 504 SO**

2007 (28-28)

*Brett Lilley, SS, Jr.371, 1 HR, 14 RBI, 5 SB
A.J. Pollock, 3B, Fr.372, 3 HR, 28 RBI, 11 SB
*Ross Brezovsky, LF, Jr.263, 1 HR, 33 RBI, 7 SB
Matt Weglarz, C, Gr.244, 5 HR, 29 RBI, 4 SB
*Danny Dressman, CF, Sr.305, 0 HR, 27 RBI, 11 SB
Jeremy Barnes, 2B, So.258, 1 HR, 28 RBI, 8 SB
*Mike Dury, 1B, Sr.242, 9 HR, 35 RBI, 4 SB
Ryan Smith, DH, Fr.267, 2 HR, 23 RBI, 1 SB
Ryan Connolly, RF, So.185, 0 HR, 9 RBI, 2 SB
Brayden Ashdown, RF, Fr.158, 0 HR, 4 RBI, 2 SB

TEAM **.274, 24 HR, .371 slug., 59 SB**

David Phelps, So.8-5, 1.88, 110.1 IP, 102 SO
Dan Kapala, Sr.0-6, 3.92, 41.1 IP, 23 SO
*Wade Korpi, Jr.1-5, 4.02, 53.2 IP, 43 SO
Eric Maust, Fr.2-0, 1 SV, 3.65, 44.1 IP, 32 SO
Joey Williamson, Jr.4-3, 2 SV, 2.81, 51.1 IP, 53 SO
Kyle Weiland, So.5-3, 2 SV, 5.66, 41.1 IP, 37 SO
*Sam Elam, So.0-2, 1 SV, 4.55, 31.2 IP, 25 SO
Brett Graffy, So.3-2, 5.68, 38.0 IP, 24 SO

TEAM **28-28, 8 SV, 3.97, 487.0 IP, 396 SO**

2008 (33-21-1)

*Brett Lilley, SS, Sr.297, 2 HR, 34 RBI, 9 SB
*David Mills, LF, So.349, 2 HR, 26 RBI, 9 SB
A.J. Pollock, CF, So.352, 4 HR, 42 RBI, 28 SB
*Evan Sharpley, DH, Jr.324, 13 HR, 40 RBI, 1 SB
*Ross Brezovsky, LF, Sr.338, 4 HR, 50 RBI, 1 SB
Jeremy Barnes, 2B, Jr.307, 8 HR, 30 RBI, 3 SB
Sean Gaston, C, Sr.287, 0 HR, 27 RBI, 3 SB
Casey Martin, 1B, So.281, 3 HR, 18 RBI, 0 SB
Greg Sherry, 3B, Fr.375, 1 HR, 14 RBI, 1 SB
Billy Boockford, RF, So.275, 1 HR, 26 RBI, 0 SB
Brayden Ashdown, RF, So.393, 1 HR, 4 RBI, 1 SB
Mick Doyle, 3B, Fr.313, 0 HR, 6 RBI, 0 SB

TEAM **.309, 41 HR, .447 slug., 59 SB**

David Phelps, Jr.5-5, 4.65, 93.0 IP, 75 SO
*Wade Korpi, Sr.6-3, 3.59, 77.2 IP, 58 SO
Eric Maust, So.6-3, 4.52, 69.2 IP, 46 SO
Tony Langford, Sr.2-0, 1.27, 21.1 IP, 18 SO
Todd Miller, Fr.0-1, 2.45, 18.1 IP, 13 SO
Ryan Sharpley, Fr.4-2, 3.03, 32.2 IP, 31 SO
Steven Mazur, So.1-0, 4.18, 23.2 IP, 25 SO
Evan Danieli, Fr.0-0, 5.00, 27.0 IP, 20 SO
Kyle Weiland, Jr.2-2, 7 SV, 5.04, 30.1 IP, 31 SO
Cole Johnson, Fr.2-2, 5.30, 35.2 IP, 28 SO
Brian Dupra, Jr.3-3, 1 SV, 5.44, 46.1 IP, 30 SO

TEAM **33-21, 8 SV, 4.38, 493.2 IP, 392 SO**

2009 (36-23)

A.J. Pollock, CF, Jr.365, 10 HR, 52 RBI, 21 SB
*Golden Tate, LF, So.329, 1 HR, 21 RBI, 13 SB
Jeremy Barnes, SS, Sr.353, 15 HR, 70 RBI, 4 SB
*David Casey, DH, So.330, 3 HR, 21 RBI, 2 SB
*David Mills, RF, Jr.325, 1 HR, 28 RBI, 7 SB
Ryan Connolly, 1B, Sr.324, 4 HR, 19 RBI, 5 SB
Mick Doyle, 3B, So.327, 3 HR, 31 RBI, 3 SB
Cameron McConnell, C, So.289, 3 HR, 37 RBI, 1 SB
Greg Sherry, 2B, So.273, 0 HR, 18 RBI, 0 SB
Brayden Ashdown, RF, Jr.302, 1 HR, 13 RBI, 1 SB
*Evan Sharpley, DH/1B, Sr.223, 5 HR, 15 RBI, 0 SB
Matt Scioscia, DH/C, So.265, 1 HR, 15 RBI, 0 SB
Ryne Intlekofer, 2B, Jr.250, 1 HR, 10 RBI, 0 SB
Casey Martin, DH/1B, Jr.301, 2 HR, 12 RBI, 1 SB

TEAM **.309, 51 HR, .455 slug., 58 SB**

Cole Johnson, So.7-3, 4.47, 94.2 IP, 64 SO
Brian Dupra, So.6-5, 4.94, 85.2 IP, 48 SO
Eric Maust, Jr.6-3, 7.13, 82.0 IP, 26 SO
Will Hudgins, Jr.2-0, 3 SV, 3.65, 24.2 IP, 9 SO
*Ryan Richter, Fr.5-2, 3.86, 30.1 IP, 19 SO
*Joe Spano, Fr.1-1, 4.19, 19.1 IP, 12 SO
*David Mills, Jr.2-1, 1 SV, 4.55, 27.2 IP, 18 SO
Todd Miller, So.1-2, 5 SV, 5.40, 36.2 IP, 21 SO
*Sam Elam, Sr.1-1, 5.74, 31.1 IP, 38 SO
*Dustin Ispas, Fr.0-1, 6.63, 19.0 IP, 14 SO
Steven Mazur, Jr.2-2, 2 SV, 5.07, 22.1 IP, 22 SO

TEAM **36-23, 12 SV, 5.36, 519.0 IP, 328 SO**

2010 (22-32)

Ryan Connolly, LF, Sr.335, 11 HR, 38 RBI, 7 SB
Frank DeSico, 2B, Fr.333, 1 HR, 25 RBI, 4 SB
*David Mills, DH, Sr.308, 3 HR, 32 RBI, 8 SB
Casey Martin, 1B, Sr.328, 5 HR, 33 RBI, 1 SB
Mick Doyle, SS, Jr.228, 5 HR, 22 RBI, 2 SB
Brayden Ashdown, CF, Sr.262, 5 HR, 18 RBI, 0 SB
Billy Boockford, RF, Sr.267, 1 HR, 14 RBI, 1 SB
Cameron McConnell, C, Jr.219, 3 HR, 17 RBI, 1 SB
Greg Sherry, 3B, Jr.202, 0 HR, 6 RBI, 0 SB
Ryne Intlekofer, INF, Sr.315, 1 HR, 5 RBI, 1 SB
Matt Scioscia, DH/1B, Jr.288, 0 HR, 12 RBI, 0 SB
Joe Hudson, C, Fr.264, 1 HR, 6 RBI, 1 SB
Adam Norton, INF, Fr.261, 1 HR, 15 RBI, 0 SB
*David Casey, DH/1B, Jr.246, 0 HR, 12 RBI, 0 SB

TEAM **.276, 39 HR, .394 slug., 29 SB**

Brian Dupra, Jr.4-5, 6.21, 82.2 IP, 53 SO
*Steve Sabatino, So.3-7, 5.53, 71.2 IP, 61 SO
Eric Maust, Sr.1-6, 5.83, 66.1 IP, 34 SO
*David Mills, Sr.1-1, 2 SV, 3.26, 30.1 IP, 19 SO
Todd Miller, Jr.2-0, 1 SV, 3.65, 12.1 IP, 7 SO
Steven Mazur, Jr.1-2, 7 SV, 4.44, 26.1 IP, 29 SO
Adam Norton, Fr.1-0, 5.23, 20.2 IP, 18 SO
Will Hudgins, So.4-1, 5.56, 34.0 IP, 23 SO
*Ryan Richter, So.1-1, 7.15, 34.0 IP, 21 SO
*Joe Spano, So.0-3, 7.59, 21.1 IP, 20 SO
Cole Johnson, Jr.3-3, 7.76, 31.1 IP, 19 SO
Ryan Sharpley, Jr.0-1, 8.22, 15.1 IP, 16 SO

TEAM **22-32, 10 SV, 5.95, 476.1 IP, 334 SO**

2011 (23-29-1)

Frank DeSico, 2B, So.237, 0 HR, 11 RBI, 13 SB
Mick Doyle, SS, Sr.203, 1 HR, 15 RBI, 0 SB
*Eric Jagielo, OF, Fr.269, 5 HR, 28 RBI, 5 SB
Trey Mancini, 1B, Fr.323, 9 HR, 34 RBI, 4 SB
Herman Petzold, OF, Sr.282, 1 HR, 20 RBI, 4 SB
Adam Norton, DH, So.254, 2 HR, 17 RBI, 0 SB
Greg Sherry, 3B, Sr.179, 9 HR, 11 RBI, 2 SB
Joe Hudson, C, So.239, 0 HR, 14 RBI, 2 SB
*Alex Robinson, OF, Jr.222, 0 HR, 7 RBI, 2 SB
Charlie Markson, OF, So.244, 0 HR, 5 RBI, 2 SB
Matt Scioscia, DH, Sr.200, 0 HR, 3 RBI, 0 SB
*Matt Grosso, DH, Sr.190, 0 HR, 4 RBI, 1 SB
*David Casey, DH, Sr.120, 0 HR, 1 RBI, 0 SB
Cam McConnell, C, Sr.118, 0 HR, 1 RBI, 0 SB

TEAM **.239, 18 HR, .325 slug., 46 SB**

Brian Dupra, Sr.3-7, 3.10, 104.2 IP, 93 SO
Cole Johnson, Sr.5-7, 2.76, 101.0 IP, 87 SO
Todd Miller, Sr.4-3, 4.09, 81.1 IP, 41 SO
Will Hudgins, Jr.4-0, 2 SV, 1.73, 26.0 IP, 18 SO
Dan Slania, Jr.2-3, 4 SV, 2.35, 30.2 IP, 20 SO
Sean Fitzgerald, Fr.1-2, 5 SV, 2.38, 34.0 IP, 25 SO
Adam Norton, So.2-2, 1 SV, 3.75, 43.0 IP, 39 SO
Anthony Mdver, Fr.2-5, 3.77, 43.0 IP, 33 SO

TEAM **23-29, 12 SV, 3.42, 481.2 IP, 368 SO**

Year	Batting Average	Home Runs	Runs Batted In
1948	Gene Lavery281	Ray Petzelka 2	Ray Petzelka 11
1949	Dick Giedlin350	N.A.	N.A.
1950	Dick Giedlin317	Charles Kreis..... 3	Dick Giedlin/Charles Kreis/Tom Martin 16
1951	Tom Boland301	Harry Durkin 4	Harry Durkin 19
1952	Dick Colloton340	Bujnowski/Durkin/Ledwidge/Rosenthal 1	Joe Ridge 15
1953	Mark Tremblay350	Roger Braun/Dick Rosenthal 1	Roger Braun 30
1954	Mark Tremblay349	Mark Tremblay 3	Jim Twohy 15
1955	Jim Cusack342	Daniel Nespo 3	Jim Carideo/Jim Cusack/Dan Nespo 13
1956	Elmer Kohorst329	Elmer Kohorst/Daniel Nespo 2	Elmer Kohorst 21
1957	Jim Morris386	Gene Duffy 4	Bob Senecal 21
1958	Jim Morris394	Jim Morris 7	Dick Selcer/Harold Trapp 30
1959	Dick Selcer352	Gene Duffy 3	Gene Duffy 31
1960	Jack Gentempo383	Frank Finnegan 5	John Carretta 34
1961	Dick O'Leary287	Dick O'Leary 6	Dick O'Leary 26
1962	George Sefcik367	George Sefcik 4	George Sefcik 23
1963	Rich Gonski358	John Counsell 4	Shaun Fitzmaurice 27
1964	Rich Gonski379	Rich Gonski 10	Shaun Fitzmaurice 28
1965	Mark Gonnring299	Pat Topolski 3	Pat Topolski 22
1966	Dick Sauget342	Tom Blythe 3	Pat Topolski 16
1967	Kevin Hardy398	Dick Licini 4	Dick Licini 21
1968	Nick Scarpelli330	Gerry Goetz/Bob Kocmalski/Dick Licini 2	Gerry Goetz 18
1969	Tom Lux333	Phil Krill/James Gieselman 2	Tom Lux 13
1970	Joe Keenan312	Phil Krill 4	Bill Orga 23
1971	Pete Schmidt367	Paul Horan/Phil Krill 3	Phil Krill 28
1972	Joe LaRocca352	Rob Reschan 6	Rob Reschan 27
1973	Dick Nussbaum333	Tom Hansen/Robert Roemer 2	Mark Schmitz/Robert Roemer 24
1974	Tom Hansen378	Jim Smith 4	Tom Hansen 23
1975	Pat Coleman329	Jim Smith 3	Bob Stratta 22
1976	Frank Fiascki365	Bob Stratta 4	Bob Stratta 35
1977	Tim Pollock385	Dan Voellinger 5	Mike Galloway/Tim Pollock 28
1978	Rick Pullano356	Mark Simendinger/Jim Montagano 2	Rick Pullano 14
1979	Mike Jamieson355	Dan Voellinger 2	Dan Voellinger 30
1980	Dave Bartish422	Dan Voellinger 5	Dan Voellinger 38
1981	Jim Montagano397	Henry Valenzuela 8	Henry Valenzuela 44
1982	Dan Szajko343	Henry Valenzuela 4	Chuck Tasch/Henry Valenzuela 35
1983	Rick Chryst325	Carl Vuono 4	Carl Vuono 29
1984	Mike Metzler412	Carl Vuono 8	Mike Metzler 49
1985	Mike Trudeau366	Mike Trudeau 7	Mike Trudeau 47
1986	John Loughran380	Tom Shields 6	Ken Soos 47
1987	Pat Pesavento333	Tim Hutson/Dan Peltier 6	Dan Peltier 39
1988	Dan Peltier414	Tim Hutson 18	Tim Hutson 74
1989	Dan Peltier446	Dan Peltier 15	Dan Peltier 93
1990	Joe Binkiewicz322	Frank Jacobs 11	Frank Jacobs 49
1991	Joe Binkiewicz379	Frank Jacobs 20	Frank Jacobs 79
1992	Eric Danapilis377	Craig Counsell 12	Craig Counsell 63
1993	Edwin Hartwell447	Edwin Hartwell/Eric Danapilis 13	Eric Danapilis 85
1994	Scott Sollmann402	Ryan Topham 10	Robbie Kent 82
1995	Scott Sollmann406	Ryan Topham 18	Ryan Topham 79
1996	Randall Brooks396	Mike Amrhein 13	George Restovich 68
1997	Mike Amrhein394	Jeff Wagner 17	Mike Amrhein 71
1998	Brant Ust373	Brant Ust 18	Brant Ust 58
1999	Brant Ust359	Brant Ust 17	Alec Porzel 60
2000	Steve Stanley362	Brian Stavisky 14	Alec Porzel 58
2001	Steve Stanley400	Brian Stavisky 10	Brian Stavisky 66
2002	Steve Stanley439	Paul O'Toole 11	Andrew Bushey 59
2003	Steve Sollmann384	Matt Edwards 8	Matt Edwards 69
2004	Matt Macri367	Matt Macri 14	Matt Bransfield 58
2005	Brett Lilley355	Matt Edwards 14	Matt Edwards 68
2006	Craig Cooper425	Craig Cooper 9	Jeremy Barnes 49
2007	A.J. Pollock372	Mike Dury 9	Mike Dury 35
2008	A.J. Pollock352	Evan Sharpley 13	Jeremy Barnes 50
2009	A.J. Pollock365	Jeremy Barnes 15	Jeremy Barnes 70
2010	Ryan Connolly335	Ryan Connolly 11	Ryan Connolly 38
2011	Trey Mancini323	Trey Mancini 9	Trey Mancini 34

current players in **Bold**

Pitching Leaders

Year	Victories	Earned-Run Average	Strikeouts
1948	J. Campbell/W. Mahannah 3-3/3-4	N.A.	N.A.
1949	Walt Mahannah 8	N.A.	N.A.
1950	Bob Nemes 3-5	N.A.	Bob Nemes 28
1951	Stan Konopka 5-4	N.A.	N.A.
1952	Tom Bujnowski 5-5	N.A.	Tom Bujnowski 64
1953	Stan Konopka 9-1	N.A.	Stan Konopka 59
1954	Angelo Capozzi 4-2	N.A.	John Reynolds 33
1955	Dick Bunker 3-4	Dick Bunker 3.53*	Dick Bunker 60
1956	Tom Bujnowski 5-3	Tom Bujnowski 3.58*	Tom Bujnowski 67
1957	Tom Bujnowski 7-3	Chuck Symeon 1.31	Tom Bujnowski 75
1958	Frank Carpin/Chuck Symeon 6-2/6-3	Chuck Symeon 3.11	Frank Carpin 102
1959	Nick Palihnich 6-2	Nick Palihnich 1.25	Nick Palihnich 48
1960	Nick Palihnich 6-2	Jack Mitchell 0.71	Nick Palihnich 55
1961	Mickey Walker 5-2	Mickey Walker 2.46	Mickey Walker 48
1962	Phil Donnelly 4-3	Phil Donnelly 1.27	Mickey Walker 29
1963	Mickey Walker 6-2	Mickey Walker 1.73	Rich Rusteck 89
1964	Larry Kennedy/Frank Karazim 4-3/4-4	Larry Kennedy 2.91	Frank Karazim 42
1965	Ed Lupton 8-4	Ed Lupton 2.64	Dan McGinn 69
1966	Tom Cuggino 5-2	Tom Cuggino 2.25	Tom Cuggino 53
1967	Dave Celmer/Bob Arnzen 5-1/5-1	Bob Arnzen 2.43	Dave Celmer 53
1968	Celmer/Karkut/Furlong 3-2/3-3/3-3	Mickey Karkut 3.30	Nick Furlong 48
1969	Ron Schmitz 5-1	Nick Furlong 1.50	Nick Furlong 50
1970	Ron Schmitz 5-2	Ron Schmitz 3.76	Mickey Karkut 48
1971	James Noe/Ed Hrabcsak 3-3/3-1	Ed Hrabcsak 2.25	Ron Schmitz 48
1972	Rich Eich 5-2	Mike Riddell 3.58	Mike Riddell 44
1973	Mike Swallow 4-1	Mike Riddell 3.26	Mike Riddell 33
1974	Bob Stratta 7-3	Bob Stratta 2.50	Bob Stratta 52
1975	Bob Stratta 5-3	Bob Stratta 3.76	Bob Stratta 36
1976	Don Wolfe 6-3	Don Wolfe 2.97	Don Wolfe 46
1977	Jim Sholl 4-7	Jim Sholl 3.82	Jim Sholl 51
1978	Don Wolfe 4-6	Joe Karpowicz 2.61	Don Wolfe 41
1979	Mike Deasey 5-0	Mike Deasey 4.24	Bob Bartlett 32
1980	Mike Deasey 6-2	Mike Deasey 2.39	Bob Bartlett 37
1981	Bob Bartlett 7-3	Mike Deasey 3.41	Bob Bartlett 61
1982	Bryan Smith 7-2	Mark Clementz 1.50	Mark Clementz 33
1983	Bill Matre 6-5	Mark Clementz 3.31	Steve Whitmyer/Bill Matre 58
1984	Tom Conlin/Mark Clementz 5-3/5-6	Mark Clementz 3.31	Mark Clementz 37
1985	Stephen Powell/Bob Lopes 5-2/5-5	Kevin Chenail 3.22	Buster Lopes 42
1986	Mark Watzke 5-4	Mark Watzke 4.50	Kevin Chenail 33
1987	Mike Passilla/Thomas Shaw 3-4/3-1	Brian Piotrowicz 4.26	Brian Piotrowicz 28
1988	Erik Madsen 8-4	Erik Madsen 3.74	Erik Madsen 56
1989	Brian Piotrowicz 11-4	Brian Piotrowicz 2.24	Brian Piotrowicz 72
1990	David Sinnes 9-2	David Sinnes 1.05	David Sinnes 77
1991	Alan Walania 11-5	Chris Michalak 2.47	David Sinnes 89
1992	Chris Michalak 10-5	Chris Michalak 2.20	Pat Leahy 80
1993	Tom Price 12-2	A.J. Jones 1.79	David Sinnes 90
1994	Tom Price 14-5	Larry Mohs 2.09	Tom Price 85
1995	Darin Schmalz 8-3	Tim Kraus 3.65	Darin Schmalz 50
1996	Darin Schmalz 9-4	Darin Schmalz 2.23	Darin Schmalz/Christian Parker 56
1997	Darin Schmalz 9-3	Chris McKeown 3.26	Alex Shilliday 72
1998	Alex Shilliday 9-5	Aaron Heilman 1.61	Alex Shilliday/Brad Lidge 93
1999	Aaron Heilman 11-2	Aaron Heilman 3.14	Aaron Heilman 118
2000	Aaron Heilman 10-2	Aaron Heilman 3.21	Aaron Heilman 118
2001	Aaron Heilman 15-0	Aaron Heilman 1.74	Aaron Heilman 111
2002	Grant Johnson/J.P. Gagne 9-5/9-4	J.P. Gagne 3.14	Grant Johnson 86
2003	Chris Niesel/John Axford 9-1/9-3	Tom Thornton 1.81	Chris Niesel 87
2004	Tom Thornton 9-2	Grant Johnson 1.87	Chris Niesel 84
2005	Jeff Samardzija 8-1	Dan Kapala 3.20	Jeff Samardzija 56
2006	Jeff Manship 9-2	Wade Korpi 2.00	Jeff Manship 111
2007	David Phelps 8-5	David Phelps 1.88	David Phelps 102
2008	Eric Maust/Wade Korpi 6-3/6-3	Wade Korpi 3.59	David Phelps 75
2009	Cole Johnson 7-3	Cole Johnson 4.47	Cole Johnson 64
2010	Brian Dupra/ Will Hudgins 4-5/4-1	Steve Sabatino 5.53	Steve Sabatino 61
2011	Cole Johnson 5-7	Cole Johnson 2.76	Brian Dupra 93

Bold indicates current players.



Cory Mee (1989-92) – now head coach at the University of Toledo – started all 63 games of his senior season (1992) and set the Irish record for total sacrifices (16, now 1-4th). He also set the Irish career record for total sacrifices (57) and still ranks among Notre Dame's all-time leaders in walks (104; 14th).

GAMES PLAYED

1. Dan Peltier (1989).....	68 of 68
Pat Pesavento (1989).....	68 of 68
James Sass (1989).....	68 of 68
Steve Stanley (2002).....	68 of 68
5. Javi Sanchez (2002).....	66 of 68
Paul O'Toole (2002).....	66 of 68
7. Kris Billmaier (2002).....	65 of 68
8. Steve Stanley (2000).....	64 of 64
Brian Stavisky (2000).....	64 of 64
Mike Coss (1989).....	64 of 68

GAMES STARTED

1. Dan Peltier (1989).....	68 of 68
Pat Pesavento (1989).....	68 of 68
Steve Stanley (2002).....	68 of 68
4. James Sass (1989).....	66 of 68
5. Paul O'Toole (2002).....	65 of 68
Javi Sanchez (2002).....	65 of 68
7. Steve Stanley (2000).....	64 of 64
Brian Stavisky (2000).....	64 of 64
9. Brett Lilley (2005).....	63 of 63
Matt Edwards (2005).....	63 of 63
Joe Binkiewicz (1992).....	63 of 63
Eric Danapilis (1992).....	63 of 63
Cory Mee (1992).....	63 of 63
Alec Porzel (2001).....	63 of 63
Steve Stanley (2001).....	63 of 63
Andrew Bushey (2002).....	63 of 68

AT BATS

1. Steve Stanley (2002).....	271
2. Dan Peltier (1989).....	258
3. Steve Stanley (2001).....	255
Steve Sollmann (2003).....	255
5. Alec Porzel (2001).....	251
6. Brian Stavisky (2000).....	248
7. Pat Pesavento (1989).....	245
8. Alec Porzel (2000).....	243
9. Steve Stanley (1999).....	242
10. A.J. Pollock (2009).....	241

BATTING AVERAGE

(min. 2.5 AB/team gm)

1. Edwin Hartwell (1993).....	.447 (89/199)
2. Dan Peltier (1989).....	.446 (115/258)
3. Steve Stanley (2002).....	.439 (119/271)
4. Eric Danapilis (1993).....	.438 (96/219)
5. Craig Cooper (2006).....	.425 (97/228)
6. Dave Bartish (1980).....	.422 (43/102)
7. Dan Peltier (1988).....	.414 (89/215)
8. Mike Metzler (1984).....	.412 (56/136)
9. Scott Sollmann (1995).....	.406 (93/229)
10. Scott Sollmann (1994).....	.402 (76/189)
11. Robbie Kent (1994).....	.402 (86/214)
12. Steve Stanley (2001).....	.400 (102/255)
13. James Sass (1989).....	.398 (90/226)
14. Kevin Hardy (1967).....	.398 (39/98)
15. Jim Montagano (1981).....	.397 (52/131)
16. Randall Brooks (1996).....	.396 (89/225)
17. Mike Amrhein (1997).....	.394 (91/231)
18. Brian Stavisky (2002).....	.394 (76/193)
19. Jim Morris (1958).....	.394 (37/94)
20. Dick Licini (1967).....	.390 (39/100)
21. Mike Amrhein (1995).....	.386 (85/220)
22. Jim Morris (1957).....	.386 (27/70)
Brian Stavisky (2001).....	.386 (81/210)
24. Henry Valenzuela (1981).....	.385 (52/135)

HITS

1. Steve Stanley (2002).....	119
2. Dan Peltier (1989).....	115
3. Steve Stanley (2001).....	102
4. Steve Sollmann (2003).....	98
5. Craig Cooper (2006).....	97
6. Eric Danapilis (1993).....	96
7. Scott Sollmann (1995).....	93
8. Pat Pesavento (1989).....	92
9. Mike Amrhein (1997).....	91
10. James Sass (1989).....	90

RUNS BATTED IN

1. Dan Peltier (1989).....	93
2. Eric Danapilis (1993).....	85
3. Robbie Kent (1994).....	82
4. Frank Jacobs (1991).....	79
Ryan Topham (1995).....	79
6. Tim Hutson (1988).....	74
7. Mike Amrhein (1997).....	71
8. Dan Peltier (1988).....	70
Jeremy Barnes (2009).....	70
10. Mike Amrhein (1995).....	69
Jeff Wagner (1997).....	69
Matt Edwards (2003).....	69

ON BASE PERCENTAGE

(min. 2.5 AB/team gm)

1. Edwin Hartwell (1993).....	.549 (135/246)
2. Eric Danapilis (1993).....	.529 (145/274)
3. Rob Reschan (1972).....	.523 (58/111)
4. Craig Cooper (2006).....	.522 (145/278)
5. Dan Peltier (1989).....	.513 (157/306)
6. Brett Lilley (2007).....	.512 (131/256)
7. Dan Peltier (1988).....	.512 (133/260)
8. Mike Metzler (1984).....	.509 (88/173)
9. Steve Stanley (2002).....	.506 (159/314)
10. Ryan Topham (1994).....	.506 (121/239)

SLUGGING PERCENTAGE

(min. 2.5 AB/team gm)

1. Dan Peltier (1989).....	.783 (202/258)
2. Ryan Topham (1995).....	.733 (151/206)
3. Eric Danapilis (1993).....	.726 (159/219)
4. Brant Ust (1998).....	.724 (157/217)
5. Shaun Fitzmaurice (1964).....	.719 (82/114)
Edwin Hartwell (1993).....	.719 (143/199)
7. Jeff Wagner (1997).....	.712 (156/219)
8. Rich Gonski (1964).....	.707 (82/116)

OPS (OBP + SLG)

(min. 2.5 AB/team gm)

1. Dan Peltier (1989; .513+.783).....	1.296
2. Edwin Hartwell (1993; .549+.719).....	1.267
3. Eric Danapilis (1993; .529+.726).....	1.255
4. Craig Cooper (2006; .522+.654).....	1.175
5. Ryan Topham (1995; .436+.733).....	1.169
6. Jeff Wagner (1997; .447+.712).....	1.159
7. Rob Reschan (1972; .523+.633).....	1.155
8. Dan Peltier (1988; .512+.637).....	1.149
9. Brant Ust (1998; .424+.724).....	1.148

TOTAL BASES

1. Dan Peltier (1989).....	202
2. Eric Danapilis (1993).....	159
3. Matt Macri (2004).....	158
4. Brant Ust (1998).....	157
5. Jeff Wagner (1997).....	156
6. Mike Amrhein (1997).....	152
Jeremy Barnes (2009).....	152
8. Ryan Topham (1995).....	151
9. Brant Ust (1999).....	150
10. Craig Cooper (2006).....	149

HOME RUNS

1. Frank Jacobs (1991).....	20
2. Tim Hutson (1988).....	18
Ryan Topham (1995).....	18
Brant Ust (1998).....	18
5. Jeff Wagner (1997).....	17
Brant Ust (1999).....	17
7. Dan Peltier (1989).....	15
Joe Binkiewicz (1991).....	15
Jeremy Barnes (2009).....	15
10. Jeff Wagner (1998).....	14
Mike Amrhein (1997).....	14
Brian Stavisky (2000).....	14
Matt Macri (2004).....	14
Matt Edwards (2005).....	14

TRIPLES

1. Scott Sollmann (1995).....	11
2. Shaun Fitzmaurice (1964).....	10
3. Robbie Kent (1994).....	9
George Restovich (1996).....	9
5. J.J. Brock (1997).....	8
6. Scott Sollmann (1994).....	7
Randall Brooks (1997).....	7
Matt Macri (2004).....	7
9. Dick Selcer (1958).....	6
Gene Duffy (1959).....	6
Paul Failla (1992).....	6
Scott Sollmann (1996).....	6
Jeremy Barnes (2006).....	6
David Mills (2008).....	6

Season Offense



Stellar defensive first baseman Jeff Felker (1997-2000) made 524 putouts as a senior in 2000 (now 4th in ND history) while his 21 doubles that season rank 7th in the ND record book. He also ranks among Notre Dame's all-time leaders in doubles (59, 4th), starts (220, 1-9th) and hits (246, 13th) and closed his career with hits in the final seven games while earning a spot on the all-NCAA Starkville Regional team.

DOUBLES

1. Dan Peltier (1989).....	32
2. Alec Porzel (2001).....	28
3. Eric Danapilis (1993).....	24
Robbie Kent (1994).....	24
Alec Porzel (2000).....	24
6. Craig Counsell (1992).....	22
7. Dan Peltier (1988).....	21
Jeff Wagner (1997).....	21
Jeff Felker (2000).....	21
Matt Edwards (2005).....	21

RUNS SCORED

1. Pat Pesavento (1989).....	88
2. Pat Pesavento (1988).....	81
Dan Peltier (1989).....	81
4. Craig Cooper (2006).....	79
5. Steve Stanley (2002).....	77
6. Craig DeSensi (1995).....	76
Steve Stanley (2001).....	76
Matt Macri (2004).....	76
9. Scott Sollmann (1995).....	73
10. Edwin Hartwell (1993).....	72

HARDEST TO STRIKE OUT (AB/SO)

1. Rick Pullano (1978).....	44.00 (132/3)
2. Dan Szajko (1982).....	34.25 (137/4)
3. Tom Caruso (1978).....	32.33 (97/3)
4. Mike Jamieson (1980).....	30.75 (123/4)
5. Dan Szajko (1980).....	25.75 (103/4)
6. Steve Stanley (2002).....	24.64 (271/11)
7. Pete Schmidt (1971).....	24.00 (120/5)
8. A.J. Pollock (2008).....	21.60 (216/10)
9. Dave Bartish (1980).....	20.40 (102/5)
10. Henry Valenzuela (1981).....	19.29 (135/7)

* Note: batters' strikeouts not kept until 1969; minimum 90 at bats for above list; Tom Caruso had 87 at bats in 1979 without a single strikeout.

BASES ON BALLS

1. Ryan Topham (1994).....	63
2. Pat Pesavento (1989).....	61
3. Ryan Topham (1993).....	51
4. Joe Binkiewicz (1992).....	50
5. Craig Counsell (1991).....	49
6. Eric Danapilis (1992).....	48
7. Pat Pesavento (1988).....	46
Matt Edwards (2005).....	46
9. Craig Counsell (1992).....	45
Greg Layson (1994).....	45

TIMES HIT BY PITCH

1. Brett Lilley (2008).....	31
2. Brett Lilley (2005).....	30
3. Cody Rizzo (2003).....	28
4. Brett Lilley (2007).....	27
5. Alex Netzey (2006).....	23
6. Cody Rizzo (2004).....	21
Cody Rizzo (2005).....	21
Brett Lilley (2006).....	21
9. Ryan Connolly (2010).....	20
Greg Lopez (2005).....	16

PLATE DISCIPLINE RATIO (BB+HBP/SO)

1. Ed Lund (1988; 44+14-14).....	+44
2. Pat Pesavento (1989; 61+2-21).....	+42
3. Brett Lilley (2008; 31+31-26).....	+36
4. Eric Danapilis (1993; 34+15-15).....	+34
Craig Cooper (2006; 38+10-14).....	+34
6. Dan Szajko (1982; 36+1-4).....	+33
Craig Counsell (1991; 49+2-18).....	+33
Danny Dressman (2007).....	+33
9. Brett Lilley (2005; 34+30-33).....	+31
10. Ryan Topham (1994; 63+4-37).....	+30
Brett Lilley (2007; 31+27-28).....	+30

STOLEN BASES

1. Scott Sollmann (1996).....	52
2. Pat Pesavento (1988).....	38
Pat Pesavento (1989).....	38
Steve Sollmann (2003).....	38
5. Steve Stanley (2002).....	32
6. Greg Layson (1994).....	31
Steve Stanley (2001).....	31
8. Dan Bautch (1990).....	29
Steve Stanley (2000).....	29
10. Matt Haas (1993).....	28
A.J. Pollock (2008).....	28

STOLEN BASE PERCENTAGE

(min. eight stolen bases)	
1. David Mills (2008).....	1.000 (9-9)
Frank Fiaschi (1976).....	1.000 (8-8)
Dave Lazzeri (1976).....	1.000 (8-8)
Jeff Felker (1997).....	1.000 (8-8)
Jeremy Barnes (2007).....	1.000 (8-8)
6. Greg Layson (1994).....	.969 (31-32)
7. Paul O'Toole (2000).....	.941 (16-17)
8. Golden Tate (2009).....	.929 (13-14)
9. Scott Rogers (1987).....	.923 (12-13)
10. Casey Snyder (1984).....	.917 (11-12)
Alec Porzel (1999).....	.917 (11-12)

SACRIFICE BUNTS

1. David Mills (2008).....	19
2. Brett Lilley (2006).....	15
3. Mike Moshier (1988).....	14
Mike Coss (1988).....	14
Scott Sollmann (1996).....	14
Mick Doyle (2011).....	14
7. Dan Bautch (1991).....	13
Cory Mee (1992).....	13
Steve Stanley (2000).....	13
Joe Thaman (2002).....	13

SACRIFICE FLIES

1. Robbie Kent (1994).....	9
Mick Doyle (2009).....	9
3. Alec Porzel (2000).....	8
Paul O'Toole (2002).....	8
5. George Restovich (1996).....	7
Alec Porzel (1999).....	7
Steve Stanley (1999).....	7
Jeff Felker (2000).....	7
Andrew Bushey (2002).....	7
Kris Billmaier (2003).....	7
Javi Sanchez (2004).....	7
Greg Lopez (2005).....	7
A.J. Pollock (2008).....	7
David Mills (2010).....	7

TOTAL SACRIFICES (SH/SF)

1. David Mills (2008).....	23 (19/4)
2. Brett Lilley (2006).....	19 (15/4)
3. Andrew Bushey (2002).....	17 (10/7)
4. Mike Moshier (1988).....	16 (14/2)
Cory Mee (1992).....	16 (13/3)
Danny Dressman (2007).....	16 (11/5)
7. Craig Counsell (1991).....	15 (10/5)
Scott Sollmann (1995).....	15 (12/3)
Joe Thaman (2002).....	15 (13/2)
10. Mike Coss (1988).....	14 (14/0)
Mike Coss (1990).....	14 (11/3)
Scott Sollmann (1996).....	14 (14/0)
Todd Frye (1997).....	14 (12/2)
Paul O'Toole (2002).....	14 (6/8)
Steve Stanley (2000).....	14 (13/1)
Billy Boockford (2008).....	14 (10/4)
Mick Doyle (2011).....	14 (14/0)

Bold – current players

Did You Know? ...

All-America standouts Eric Danapilis (1.255 OPS, +34 PDR in 1993) and Craig Cooper (1.175 OPS, +34 PDR in 2006) are the only Notre Dame baseball players ever to post an on-base-plus-slugging score above 1.150 and a plate-discipline ratio (BB+HBP/SO) above +30 during the same season.



David Sinnes' (1990-93) career included a 1.05 ERA as a freshman in 1990 (2nd in the nation that season and 2nd in Notre Dame history). He also posted a 32-8 career record and held the Irish career strikeout record (315) for seven years before Aaron Heilman's 425 strikeouts from 1998-2001.

APPEARANCES

1. Mike Coffey (1989).....	37
2. Aaron Heilman (1998).....	31
3. John Corbin (2000).....	30
J.P. Gagne (2003).....	30
Ryan Doherty (2004).....	30
Kyle Weiland (2006).....	30
7. Joe Thaman (2004).....	29
8. Chris Michalak (1990).....	28
John Corbin (1999).....	28
J.P. Gagne (2002).....	28
Dan Kapala (2004).....	28

GAMES STARTED

1. Tom Price (1994).....	19
2. Brian Piotrowicz (1989).....	18
3. Erik Madsen (1989).....	17
Alex Shilliday (1998).....	17
5. Chris Michalak (1992).....	16
Tim Kalita (1999).....	16
Tom Thornton (2005).....	16
8. Erik Madsen (1988).....	15
Pat Leahy (1990).....	15
Pat Leahy (1992).....	15
Chris Michalak (1993).....	15
Tom Price (1993).....	15
Brad Lidge (1998).....	15
Aaron Heilman (2001).....	15
Danny Tamayo (2001).....	15
Chris Niesel (2003).....	15
Chris Niesel (2004).....	15
Tom Thornton (2004).....	15
Jeff Samardzija (2006).....	15
David Phelps (2007).....	15
Brian Dupra (2011).....	15
Cole Johnson (2011).....	15

EARNED RUN AVERAGE

(min. 40 innings pitched)

1. Jack Mitchell (1960).....	0.71 (4/50.2)
2. David Sinnes (1990).....	1.05 (8/68.2)
3. Nick Palihnich (1959).....	1.25 (9/64.2)
4. Phil Donnelly (1962).....	1.27 (7/49.2)
5. Chuck Symeon (1957).....	1.31 (9/62.0)
6. Nick Furlong (1969).....	1.50 (9/54.0)
Mark Clementz (1982).....	1.50 (7/42.0)
8. Aaron Heilman (1998).....	1.61 (12/67.0)
9. Mickey Walker (1963).....	1.73 (14/73.0)
10. Aaron Heilman (2001).....	1.74 (22/114.0)
11. A.J. Jones (1993).....	1.79 (8/40.1)
12. Tom Thornton (2003).....	1.81 (11/54.2)
13. Jack Mitchell (1959).....	1.85 (9/43.2)
14. Grant Johnson (2004).....	1.87 (12/57.2)
15. David Phelps (2007).....	1.88 (23/110.1)
16. Brian Piotrowicz (1990).....	1.90 (17/80.2)
17. Peter Ogilvie (2001).....	1.90 (11/52.0)
18. Wade Korpi (2006).....	2.00 (17/76.1)
19. Jim Phelps (1969).....	2.03 (9/40.0)
20. Larry Mohs (1994).....	2.09 (14/60.1)
21. Rick Rusteck (1963).....	2.18 (16/66.0)
22. Chris Michalak (1992).....	2.20 (29/118.2)
23. Darin Schmalz (1996).....	2.23 (21/84.2)
24. Brian Piotrowicz (1989).....	2.24 (28/112.1)
25. Tom Cuggino (1966).....	2.25 (17/68.0)

SHUTOUTS

1. Billy Burke (1909).....	5
2. Jean Dubuc (1908).....	4
3. Eight players.....	3
Last times: Chris Michalak (1993), Aaron Heilman (2001), Danny Tamayo (2001)	

INNINGS PITCHED

1. Tom Price (1994).....	140.1
2. Chris Michalak (1992).....	118.2
3. Chris Michalak (1993).....	117.1
4. Aaron Heilman (2001).....	114.0
5. Danny Tamayo (2001).....	112.2
6. Brian Piotrowicz (1989).....	112.1
7. David Phelps (2007).....	110.1
8. Aaron Heilman (1999).....	109.0
9. Brian Dupra (2011).....	104.2
10. Erik Madsen (1989).....	104.0

WINS

1. Aaron Heilman (2001).....	15-0
2. Tom Price (1994).....	14-5
3. Tom Price (1993).....	12-2
4. Aaron Heilman (1999).....	11-2
Brian Piotrowicz (1989).....	11-4
Alan Waliana (1991).....	11-5
Chris Michalak (1993).....	11-5
8. Hugh Mageveney (1924).....	10
Frank Scanlan (1908).....	10-0
Aaron Heilman (2000).....	10-2
David Sinnes (1993).....	10-3
Erik Madsen (1989).....	10-4
Chris Michalak (1992).....	10-5

CONSECUTIVE WINNING DECISIONS

1. Aaron Heilman (2001).....	15
2. Frank Scanlan (1908).....	10
Aaron Heilman (2000).....	10

UNDEFEATED SEASON STARTS

1. Aaron Heilman (2001).....	15-0
2. Frank Scanlan (1908).....	10-0
3. Bill Ryan (1910).....	9-0
Hugh Mageveney (1924).....	9-0
Tim Kraus (1994).....	9-0
John Axford (2003).....	9-0


WINNING PERCENTAGE

(min. 8 decisions)

1. Aaron Heilman (2001).....	1.000 (15-0)
Frank Scanlan (1908).....	1.000 (10-0)
Tim Kraus (1994).....	1.000 (9-0)
Sam O'Gorman (1906).....	1.000 (8-0)
Herb Kelly (1912).....	1.000 (8-0)
6. Bill Ryan (1910).....	.900 (9-1)
Stan Konopka (1953).....	.900 (9-1)
Chris Michalak (1991).....	.900 (9-1)
Chris Niesel (2003).....	.900 (9-1)
10. Jean Dubuc (1908).....	.889 (8-1)
Pat Leahy (1990).....	.889 (8-1)
David Sinnes (1992).....	.889 (8-1)
Jeff Samardzija (2005).....	.889 (8-1)

COMPLETE GAMES

1. Aaron Heilman (2001).....	12
2. Billy Ryan (1910).....	11
3. Frank Scanlan (1908).....	10
Jim Sholl (1977).....	10
Chris Michalak (1993).....	10
Tom Price (1994).....	10
7. Bill Fleet (1901).....	8
Ed Reulbach (1903).....	8
Jean Dubuc (1908).....	8
Bill Heyl (1910).....	8
Mickey Karkut (1970).....	8
Bob Bartlett (1981).....	8
Chris Michalak (1992).....	8
Aaron Heilman (2000).....	8



Jack Mitchell (1959-61) remains third on the Notre Dame career ERA list (2.49), highlighted by the best season ERA in Irish history: 0.71 in 1960, when he allowed four earned runs and just 35 hits in 50.2 innings (47 SO, 24 BB).

Season Pitching



Larry Mohs (1994-95, 1997) allowed just one home run in 60.1 innings pitched as a freshman in 1994. He later made an inspiring return from "Tommy John" reconstructive elbow surgery for the 1997 season (pictured), posting a team-best 2.66 ERA while saving four games.

SAVES

(since 1976)

1. Kyle Weiland (2006)	16
2. J.P. Gagne (2003)	13
3. Ryan Doherty (2004)	12
4. John Corbin (2000)	11
5. Mike Coffey (1989)	10
6. Aaron Heilman (1998)	9
John Corbin (1999)	9
8. Ryan Doherty (2005)	7
Steven Mazur (2010)	7
Kyle Weiland (2008)	7

OPPONENT BATTING AVERAGE

(since 1991/min. 40 IP)

1. David Sinnes (1992)	.163 (33/202)
2. Aaron Heilman (2001)	.173 (70/404)
3. Grant Johnson (2004)	.188 (39/208)
4. David Sinnes (1993)	.198 (63/318)
5. Aaron Heilman (1998)	.198 (46/232)
6. Larry Mohs (1994)	.201 (46/229)
7. Wade Korpi (2006)	.204 (55/270)
8. Chris Michalak (1992)	.205 (87/425)
9. Jeff Samardzija (2004)	.209 (50/239)
10. Joe Thaman (2004)	.210 (37/176)

FEWEST HITS ALLOWED PER 9 IP

(min. 30 IP)

1. Sam Elam (2007)	4.26 (15/31.2)
2. Ed Lupton (1963)	4.83 (22/41.0)
3. Ryan Doherty (2004)	5.03 (19/34.0)
4. David Sinnes (1992)	5.09 (33/58.1)
5. David Sinnes (1990)	5.11 (39/68.2)
6. Dan McGinn (1965)	5.12 (29/51.0)
7. Mitchell Stoltz (1975)	5.23 (19/32.2)
8. Charles Scrivani (1958)	5.28 (18/30.2)
9. Ryan Sharpley (2008)	5.51 (20/32.2)
10. Aaron Heilman (2001)	5.53 (70/114.0)

STRIKEOUTS

1. Aaron Heilman (1999)	118
Aaron Heilman (2000)	118
3. Aaron Heilman (2001)	111
Jeff Manship (2006)	111
5. Danny Tamayo (2001)	106
6. Frank Carpin (1958)	102
David Phelps (2007)	102
8. Tim Kalita (1999)	97
9. Wade Korpi (2006)	94
10. Alex Shilliday (1998)	93
Brad Lidge (1998)	93
Brian Dupra (2011)	93

STRIKEOUTS PER 9 IP

(min. 30 IP)

1. Frank Carpin (1958)	12.63 (102/72.2)
2. Dan McGinn (1965)	12.18 (69/51.0)
Ryan Doherty (2004)	12.18 (46/34.0)
4. Rick Rusteck (1963)	12.14 (89/66.0)
5. Ryan Doherty (2005)	11.10 (44/35.2)
6. Wade Korpi (2006)	11.08 (94/76.1)
7. Sam Elam (2009)	10.91 (38/31.1)
8. Jeff Manship (2006)	10.63 (111/94.0)
9. Richard Bunker (1955)	10.59 (60/51.0)
10. Aaron Heilman (1998)	10.48 (78/67.0)

FEWEST WALKS PER 9 IP

(min. 30 IP)

1. Tom Price (1994)	0.58 (9/140.1)
2. Tom Thornton (2006)	0.77 (7/82.1)
3. David Mills (2010)	0.89 (3/30.1)
4. Todd Miller (2011)	1.22 (11/81.1)
5. Scott Cavey (1999)	1.23 (8/58.1)
6. Alan Walania (1990)	1.29 (10/70.0)
7. James Cross (1985)	1.33 (9/61.0)
8. Danny Tamayo (2001)	1.36 (17/112.2)
9. Eric Maust (2007)	1.42 (7/44.1)
10. Mike Naumann (2001)	1.51 (7/41.2)

STRIKEOUT-TO-WALK RATIO

(min. 30 IP)

1. Tom Price (1994)	9.44 (85/9)
2. Tom Thornton (2006)	8.29 (58/7)
3. David Mills (2010)	6.33 (19/3)
4. Danny Tamayo (2001)	6.24 (106/17)
5. Scott Cavey (1999)	5.88 (47/8)
6. Alan Walania (1993)	5.62 (73/13)
7. Alan Walania (1992)	4.80 (72/15)
8. Alan Walania (1990)	4.60 (46/10)
9. Chris Niesel (2003)	4.58 (87/19)
10. Eric Maust (2007)	4.57 (32/7)

MOST INNINGS WITHOUT HR ALLOWED

1. Darin Schmalz (1996)	84.2
2. Tim Kraus (1994)	62.2
3. Tom Thornton (2003)	54.2
4. Peter Ogilvie (2001)	52.0
5. Eric Maust (2007)	44.1
6. Kyle Weiland (2007)	41.1

MOST INNINGS PER HOME RUN ALLOWED

1. Chris Michalak (1991)	87.1
2. Wade Korpi (2006)	76.1
3. John Axford (2002)	70.2
4. Chris McKeown (1997)	69.0
5. Larry Mohs (1994)	60.1
6. Kyle Weiland (2006)	49.1

Note: HR stats kept since 1987.

MOST INNINGS WITHOUT A WILD PITCH

1. Chris Michalak (1992)	118.2
2. Darin Schmalz (1996)	84.2
3. Tom Thornton (2006)	82.1
4. Brian Conway (1989)	71.1
5. Chris McKeown (1998)	44.1
6. Mike Naumann (2001)	41.2

MOST INNINGS PER WILD PITCH

1. Cole Johnson (2011)	101.0
2. Darin Schmalz (1995)	85.1
3. Wade Korpi (2006)	76.1
4. Steve Sabatino (2010)	71.2
5. Brian Conway (1989)	71.1

6. J.P. Gagne (2001)	70.2
7. Tom Price (1994)	70.1
8. Alan Walania (1990)	70.0
9. Michael Deasey (1981)	63.1

Note: WP stats kept since 1978.

FIELDING PUTOUTS

(since 1982)

1. Joe Binkiewicz (18; 1992)	628
2. Joe Thaman (18; 2001)	550
3. George Restovich (18; 1996)	533
4. Jeff Felker (18; 2000)	524
5. Craig Cooper (18; 2006)	523
6. Craig DeSensi (18; 1995)	519
7. Joe Thaman (18; 2002)	514
8. Matt Edwards (C; 2004)	510
9. Tim Hutson (18; 1988)	503
10. Dan Leatherman (18; 1998)	461

FIELDING ASSISTS

(since 1982)

1. Pat Pesavento (1989)	222
2. Pat Pesavento (1988)	216
3. Craig Counsell (1992)	208
4. Craig Counsell (1991)	189
5. J.J. Brock (1998)	186
6. Matt Macri (2003)	184
7. Alec Porzel (2001)	183
8. Alec Porzel (2000)	182
Greg Lopez (2004)	182
10. Steve Sollmann (2003)	181


FIELDING CHANCES WITHOUT AN ERROR

(since 1982)

1. Joe Binkiewicz (1991)	320
2. Casey Martin (2008)	272
3. Jeff Wagner (1997)	181
4. A.J. Pollock (2009)	159
5. Ryan Topham (1995)	137
6. Dick Gaberik (1953)	117
7. Justin Scholl (1995)	103
8. Rowan Richards (1995)	83

Bold – current players

Note: see p. 197 for career fielding leaders.



Alan Walania (1990-93) helped Notre Dame post one of its most significant victories of the past 50 years, working out of countless jams to beat NCAA Atlantic Regional host Miami 6-3 during the 1992 postseason. Walania won 11 games as a sophomore in 1991 after registering just one wild pitch in 70.0 innings as a freshman. He ranks among the top-10 of four major Notre Dame career categories: 5th in wins (30), 6th in innings (324.0), 6th in strikeouts (236) and 7th in appearances (70).



Eric Danapilis (1990-93) ranks among the Notre Dame career top 10 in 13 of 20 categories for position players (most by any player) and holds the distinction of leading Notre Dame in batting average as a freshman (.429) before pacing the Irish in home runs (13) and RBI (85) as a senior.

GAMES PLAYED

1. Steve Stanley (1999-2002).....	256
2. Alec Porzel (1998-2001).....	239
Paul O'Toole (1999-2002).....	239
4. J.J. Brock (1994-98).....	238
5. Craig Counsell (1989-92).....	236
6. Mike Coss (1988-91).....	235
7. Brett Lilley (2005-08).....	231
8. Greg Lopez (2003-06).....	230
9. Jeff Felker (1997-2000).....	228
Jeremy Barnes (2006-09).....	228

GAMES STARTED

1. Steve Stanley (1999-2002).....	256
2. J.J. Brock (1994-98).....	238
3. Alec Porzel (1998-2001).....	234
4. Brett Lilley (2005-08).....	231
5. Paul O'Toole (1999-2002).....	229
6. Craig Counsell (1989-92).....	223
7. Andrew Bushey (1999-2002).....	222
8. Jeremy Barnes (2006-09).....	221
9. Jeff Felker (1997-2000).....	220
Ross Brezovsky (2005-08).....	220

CONSECUTIVE GAMES STARTED

1. Steve Stanley (1999-2002).....	256
2. Pat Pesavento (4/5/86 – 5/28/89).....	204
3. Brant Ust (2/21/97 – 5/29/99).....	179

AT BATS

1. Steve Stanley (1999-2002).....	1,003
2. Alec Porzel (1998-2001).....	897
3. J.J. Brock (1994-98).....	860
4. Jeremy Barnes (2006-09).....	856
5. Steve Sollmann (2001-04).....	840
6. Brett Lilley (2005-08).....	816
7. Paul O'Toole (1999-2002).....	809
8. Pat Pesavento (1986-89).....	806
9. Craig Counsell (1989-92).....	795
10. Jeff Felker (1997-2000).....	792

BATTING AVERAGE

(min. 2.5 AB/gm)	
1. Dan Peltier (1987-89).....	.406 (257/633)
2. Eric Danapilis (1990-93).....	.405 (295/729)
3. Steve Stanley (1999-2002).....	.384 (385/1003)
4. Scott Sollmann (1994-96).....	.372 (239/643)
5. Brant Ust (1997-99).....	.368 (243/660)
6. Pat Pesavento (1986-89).....	.367 (296/806)
7. Robbie Kent (1993-94).....	.364 (118/324)
8. Randall Brooks (1994-97).....	.364 (233/640)
9. A.J. Pollock (2007-09).....	.363 (237/653)
10. Mike Amrhein (1994-97).....	.361 (269/745)
11. Craig Cooper (2003-06).....	.361 (265/734)

HITS

1. Steve Stanley (1999-2002).....	385
2. Steve Sollmann (2001-04).....	302
3. Pat Pesavento (1986-89).....	296
4. Eric Danapilis (1990-93).....	295
5. Alec Porzel (1998-2001).....	279
6. Brett Lilley (2005-08).....	274
7. J.J. Brock (1994-98).....	272
8. Mike Amrhein (1994-97).....	269
9. Craig Cooper (2003-06).....	265
10. Jeremy Barnes (2006-09).....	261

SLUGGING PERCENTAGE

(min. 2 yrs, 200 AB)	
1. Brant Ust (1997-99).....	.676 (446/660)
2. Dan Peltier (1987-89).....	.659 (417/633)
3. Jeff Wagner (1996-99).....	.634 (440/694)
4. Eric Danapilis (1990-93).....	.630 (459/729)
5. Shaun Fitzmaurice (1963-64).....	.629 (156/248)
6. Ryan Topham (1993-95).....	.627 (341/544)
7. Brian Stavisky (2000-02).....	.624 (406/651)
8. Mike Amrhein (1994-97).....	.600 (447/745)
9. Robbie Kent (1993-94).....	.577 (187/324)

ON BASE PERCENTAGE

(min. 2 yrs, 200 AB)	
1. Eric Danapilis (1990-93).....	.503 (458/910)
2. Dan Peltier (1987-89).....	.484 (362/748)
3. Brett Lilley (2005-08).....	.479 (505/1055)
4. Ryan Topham (1993-95).....	.470 (331/705)
5. Edwin Hartwell (1990-93).....	.467 (231/495)
6. Craig Cooper (2003-06).....	.461 (406/881)
7. Pat Pesavento (1986-89).....	.460 (444/965)
8. Scott Sollmann (1994-96).....	.455 (340/747)
9. James Sass (1988-89).....	.454 (213/469)
10. Matt Haas (1991-94).....	.453 (289/638)

RUNS BATTED IN

1. Eric Danapilis (1990-93).....	221
2. Alec Porzel (1998-2001).....	211
3. Dan Peltier (1987-89).....	202
Mike Amrhein (1994-97).....	202
5. Jeremy Barnes (2006-09).....	197
6. Matt Edwards (2002-05).....	195
7. Jeff Wagner (1996-99).....	189
8. Joe Binkiewicz (1989-92).....	176
9. J.J. Brock (1994-97).....	174
10. Brant Ust (1997-99).....	170

HOME RUNS

1. Jeff Wagner (1996-99).....	49
2. Brant Ust (1997-99).....	46
3. Frank Jacobs (1989-91).....	37
Mike Amrhein (1994-97).....	37
Alec Porzel (1998-2001).....	37
6. Ryan Topham (1993-95).....	34
Matt Edwards (2002-05).....	34
8. Joe Binkiewicz (1989-92).....	33
Brian Stavisky (2000-02).....	33
10. Paul O'Toole (1999-2002).....	31

Bold – current players



Mike Coss (1988-91) set Notre Dame records for career games played (235, now 6th) and started (218, now 11th), also setting the Irish career record with 36 total sacrifices (now 9th) and ranking 8th in career fielding assists (510).

Career Offense



Jeff Wagner (1996-99) compiled one of the top power-hitting careers in Irish history, currently ranking 1st in career home runs (49), 7th in RBI (189) and t-10th in doubles (50). His 17 home runs in 1997 rank 5th on the Irish single-season list and he hit two home runs in a game at Eck Stadium five times in his career (all other Irish players have combined for only 11 multi-HR games at Eck).

TRIPLES

1.	Scott Sollmann (1994-96)	24
2.	J.J. Brock (1994-98)	16
3.	Shaun Fitzmaurice (1963-64)	14
	George Restovich (1994-96)	14
	Randall Brooks (1994-97)	14
	Brian Stavisky (2000-02)	14
	Jeremy Barnes (2006-09)	14
8.	Paul Failla (1992-94)	13
	Ryan Topham (1993-95)	13
10.	Alec Porzel (1998-2001)	12
	Steve Stanley (1999-2002)	12
	Steve Sollmann (2001-04)	12
	Matt Macri (2002-04)	12

DOUBLES

1.	Alec Porzel (1998-2001)	77
2.	Eric Danapilis (1990-93)	61
3.	Dan Peltier (1987-89)	60
4.	Jeff Felker (1997-2000)	59
5.	Mike Amrhein (1994-97)	58
6.	Andrew Bushey (1999-2002)	54
7.	Craig Cooper (2003-06)	52
8.	Brant Ust (1997-99)	51
	Matt Edwards (2002-05)	51
10.	Craig Counsell (1989-92)	50
	Jeff Wagner (1996-99)	50

RUNS SCORED

1.	Steve Stanley (1999-2002)	256
2.	Pat Pesavento (1986-89)	246
3.	Greg Layson (1991-94)	219
4.	Brett Lilley (2005-08)	212
5.	Steve Sollmann (2001-04)	211
6.	Eric Danapilis (1990-93)	205
7.	Craig Counsell (1989-92)	204
8.	Mike Amrhein (1994-97)	195
9.	Paul O'Toole (1999-2002)	191
	Craig Cooper (2003-06)	191

STOLEN BASES

1.	Steve Stanley (1999-2002)	116
2.	Scott Sollmann (1994-96)	101
3.	Pat Pesavento (1986-89)	94
4.	Steve Sollmann (2001-04)	84
5.	Greg Layson (1991-94)	80
6.	Dan Bautch (1990-92)	68
7.	A.J. Pollock (2007-09)	60
8.	Paul O'Toole (1999-2002)	54
9.	Eric Danapilis (1990-93)	46
10.	Craig Cooper (2003-06)	45

STOLEN BASE PERCENTAGE

(min. 35 SB)

1.	A.J. Pollock (2007-09)	.870 (60-69)
2.	Dan Bautch (1990-92)	.810 (68-84)
3.	Greg Layson (1991-94)	.800 (80-100)
4.	Scott Sollmann (1994-96)	.795 (101-127)
5.	Pat Pesavento (1986-89)	.790 (94-119)
6.	Steve Stanley (1999-2002)	.768 (116-151)
7.	Dan Szajko (1979-82)	.766 (36-47)
8.	Steve Sollmann (2001-04)	.757 (84-111)
9.	Craig Counsell (1989-92)	.740 (37-50)

TOTAL BASES

1.	Alec Porzel (1998-2001)	487
2.	Steve Stanley (1999-2002)	462
3.	Eric Danapilis (1990-93)	459
4.	Mike Amrhein (1994-97)	447
5.	Brant Ust (1997-99)	446
6.	Jeff Wagner (1996-99)	440

BASES ON BALLS

1.	Craig Counsell (1989-92)	166
2.	Ryan Topham (1993-95)	149
3.	Greg Layson (1991-94)	148
4.	Pat Pesavento (1986-89)	143
5.	Joe Binkiewicz (1989-92)	132
6.	Eric Danapilis (1990-93)	131
7.	Steve Stanley (1999-2002)	126
8.	Brett Lilley (2005-08)	122
9.	Ed Lund (1987-90)	116
10.	Frank Jacobs (1989-91)	113
	Jeremy Barnes (2006-09)	113

TIMES HIT BY PITCH

*1.	Brett Lilley (2005-08)	109
2.	Cody Rizzo (2003-06)	84
3.	Alex Nettey (2003-06)	42
4.	Craig DeSensi (1992-95)	38
5.	Dan Bautch (1990-92)	36
	Greg Layson (1991-94)	36
7.	Greg Lopez (2003-06)	34
8.	Ed Lund (1988-90)	32
	Eric Danapilis (1990-93)	32
10.	Craig Cooper (2003-06)	30
	Ryan Connolly (2006-10)	30

SACRIFICE BUNTS

1.	Cory Mee (1989-92)	49
2.	Greg Lopez (2003-06)	32
	Danny Dressman (2004-07)	32
4.	David Mills (2007-10)	31
5.	Mike Moshier (1986-89)	30
	Mike Coss (1988-91)	30
	Steve Stanley (1999-2002)	30
	Brett Lilley (2005-08)	30
9.	Dan Bautch (1990-92)	26
	Craig Counsell (1989-92)	26
	Greg Sherry (2008-11)	26

TOTAL SACRIFICES (SH/SF)

1.	Cory Mee (1989-92)	57 (49/8)
2.	Greg Lopez (2003-06)	48 (32/16)
3.	David Mills (2007-10)	46 (31/15)
4.	Steve Stanley (1999-2002)	45 (30/15)
5.	Danny Dressman (2004-07)	41 (32/9)
6.	Craig Counsell (1989-92)	38 (26/12)
	Brett Lilley (2005-08)	38 (30/8)
8.	Mick Doyle (2008-11)	37 (24/13)
9.	Mike Coss (1988-91)	36 (30/6)
10.	Eric Danapilis (1990-93)	35
	Ross Brezovsky (2005-08)	35 (20/15)

FIELDING PUTOUTS

1.	Joe Binkiewicz (1B; 1989-92)	1,583
2.	Jeff Felker (1B/RF; 1997-2000)	1,411
3.	Joe Thaman (1B/LHP; 2001-04)	1,387
4.	Paul O'Toole (C/3B; 1999-2002)	1,347
5.	Matt Edwards (3B/1B; 2002-05)	1,228
6.	Tim Hutson (1B; 1986-88)	1,147
7.	Bob Lisanti (C; 1992-96)	1,029
8.	Sean Gaston (C; 2004-08)	969
9.	Casey Martin (1B; 2008-10)	911
10.	Ed Lund (C; 1988-90)	848

FIELDING ASSISTS

1.	Steve Sollmann (2001-04)	629
2.	J.J. Brock (1994-98)	619
3.	Pat Pesavento (1986-89)	617
4.	Greg Lopez (2003-06)	584
5.	Brett Lilley (2005-08)	571
6.	Alec Porzel (1998-2001)	562
7.	Jeremy Barnes (2006-09)	556
8.	Mike Coss (1988-91)	510
9.	Craig Counsell (1989-92)	493
10.	Andrew Bushey (1999-2002)	447

Bold – current players

*NCAA Record



First baseman Joe Binkiewicz (1989-92) still holds the Notre Dame career record for putouts (1,583) and remains among the Irish all-time leaders for home runs (8th with 33), RBI (8th with 176), doubles (15th with 48) and walks (5th with 132).

APPEARANCES

1. J.P. Gagne (2000-03).....	94
2. Chris Michalak (1990-93).....	92
3. Aaron Heilman (1998-2001).....	83
4. Mike Coffey (1987-90).....	73
5. Mike Dury (2004-07).....	72
6. Tom Price (1991-94).....	71
7. Alan Walania (1990-93).....	70
8. David Sinnes (1990-93).....	69
Jess Stewart (2004-07).....	69
Kyle Weiland (2006-08).....	69

GAMES STARTED

1. Tom Price (1991-94).....	56
2. Darin Schmalz (1994-97).....	53
Tom Thornton (2003-06).....	53
4. Brian Piotrowicz (1987-90).....	52
5. Brian Dupra (2008-11).....	51
6. Chris Niesel (2002-04).....	47
7. Pat Leahy (1990-92).....	44
Alex Shilliday (1996-99).....	44
Aaron Heilman (1998-2001).....	44
Wade Korpi (2005-08).....	44

INNINGS PITCHED

1. Aaron Heilman (1998-2001).....	393.2
2. Tom Price (1991-94).....	390.0
3. Chris Michalak (1990-93).....	372.2
4. Brian Piotrowicz (1987-90).....	337.2
5. Tom Thornton (2003-06).....	332.2
6. Alan Walania (1990-93).....	324.0
7. Brian Dupra (2008-11).....	315.2
8. Darin Schmalz (1994-97).....	298.2
9. J.P. Gagne (2000-03).....	298.0
10. David Sinnes (1990-93).....	297.1

EARNED RUN AVERAGE

(min. 60 IP)

1. Mike Dury (2004-07).....	2.20 (20/81.2)
2. Nick Palihniich (1959-61).....	2.36 (39/148.2)
3. Jack Mitchell (1959-61).....	2.49 (41/148.1)
4. Aaron Heilman (1998-2001).....	2.49 (109/393.2)
5. Larry Mohs (1994-97).....	2.52 (33/117.2)
6. Brandon Vilorio (2000-03).....	2.58 (24/83.2)
7. Phil Donnelly (1961-63).....	2.64 (33/112.2)
8. Ryan Doherty (2003-05).....	2.84 (31/98.1)
9. Tom Price (1991-94).....	2.84 (123/390.0)

WINS

1. Aaron Heilman (1998-2001).....	43-7
2. Tom Price (1991-94).....	40-10
3. Chris Michalak (1990-93).....	34-13
4. David Sinnes (1990-93).....	32-8
5. Alan Walania (1990-93).....	30-12
Darin Schmalz (1994-97).....	30-13
7. Tom Thornton (2003-06).....	27-12
Brian Piotrowicz (1987-90).....	27-17
9. Pat Leahy (1990-92).....	25-7
J.P. Gagne (2000-03).....	25-16
Alex Shilliday (1996-99).....	25-17

CONSECUTIVE WINNING DECISIONS

1. Ed Walsh (1926-28).....	17 (4/5/8)
2. Frank Scanlan (1907-09).....	16 (2/10/4)
3. Aaron Heilman (2001).....	15
4. Herb Kelly (1912-14).....	14 (8/5/1)

WINNING PERCENTAGE

(min. 16 decisions)

1. Herb Kelly (1912-14).....	.917 (22-2)
2. Frank Scanlan (1907-09).....	.864 (19-3)
3. Aaron Heilman (1998-2001).....	.860 (43-7)
4. Hugh Mageveney (1922-24).....	.857 (18-3)
5. Chris Niesel (2002-04).....	.840 (21-4)
6. Bill Heyl (1909-11).....	.818 (18-4)
7. Tom Price (1991-94).....	.800 (40-10)
David Sinnes (1990-93).....	.800 (32-8)
9. Scott Cavey (1997-2000).....	.789 (15-4)
10. Pat Leahy (1990-92).....	.781 (25-7)

SHUTOUTS

1. Jean Dubuc (1907-08).....	7
Frank Scanlan (1907-09).....	7
Chris Michalak (1991-93).....	7
4. Herb Kelly (1912-14).....	6
Aaron Heilman (1998-2001).....	6

COMPLETE GAMES

1. Norwood Gibson (1896-1900).....	28
2. Aaron Heilman (1998-2001).....	26
3. Tom Price (1991-94).....	24
4. Frank Scanlan (1907-09).....	22
5. Bob Stratta (1973-76).....	21
6. Bill Heyl (1909-11).....	20
Don Wolfe (1975, '77-'78).....	20
Chris Michalak (1990-93).....	20
9. Jim Sholl (1974-77).....	18
10. Rufus Waldorf (1905-07).....	17
Darin Schmalz (1994-97).....	17

HITS ALLOWED PER 9 IP

(min. 60 IP)

1. Sam Elam (2006-09).....	5.66 (48/76.1)
2. Ryan Doherty (2003-05).....	6.22 (68/98.1)
3. Dan McGinn (1964-65).....	6.27 (52/74.2)
4. Ed Lupton (1963-65).....	6.29 (113/161.2)
5. David Sinnes (1990-93).....	6.69 (221/297.1)
6. Aaron Heilman (1998-2001).....	6.74 (295/393.2)
7. Rich Rusteck (1961-63).....	6.81 (83/109.2)
8. Larry Mohs (1994-97).....	6.96 (91/117.2)

SAVES

1. Kyle Weiland (2006-08).....	25
2. John Corbin (1997-2000).....	20
Ryan Doherty (2003-05).....	20
4. J.P. Gagne (2000-03).....	19
5. Mike Coffey (1988-90).....	12
Chris Michalak (1990-93).....	12
Aaron Heilman (1998-2001).....	12
8. Larry Mohs (1994-97).....	10
9. Rich Sauget (1994-96).....	9
Steven Mazur (2007-10).....	9

STRIKEOUTS

1. Aaron Heilman (1998-2001).....	425
2. David Sinnes (1990-93).....	315
3. Tom Price (1991-94).....	276
4. Alex Shilliday (1996-99).....	265
5. Chris Michalak (1990-93).....	263
6. Alan Walania (1990-93).....	236
7. Chris Niesel (2002-04).....	233
8. Wade Korpi (2005-08).....	227
9. Brian Dupra (2008-11).....	224
10. Tim Kalita (1997-99).....	214

STRIKEOUTS PER 9 IP

(min. 60 IP)

1. Dan McGinn (1964-65).....	12.66 (105/74.2)
2. Ryan Doherty (2003-05).....	12.26 (134/98.1)
3. Rich Rusteck (1961-63).....	10.75 (131/109.2)
4. Jeff Manship (2004-06).....	10.11 (131/116.2)
5. Brad Lidge (1996-98).....	9.93 (143/129.2)
6. Sam Elam (2006-09).....	9.90 (84/76.1)
7. Aaron Heilman (1998-2001).....	9.72 (425/393.2)
8. David Sinnes (1990-93).....	9.53 (315/297.1)
9. Steve Mazur (2007-10).....	9.32 (77/74.1)
10. Rob Hughes (1975-77).....	9.29 (75/72.2)

FEWEST WALKS PER 9 IP

(min. 60 IP)

1. Brandon Vilorio (2000-03).....	1.61 (15/83.2)
2. Alan Walania (1990-93).....	1.64 (59/324.0)
3. Todd Miller (2008-11).....	1.70 (28/148.2)
4. David Mills (2007-10).....	1.70 (13/68.2)
5. Tom Thornton (2003-06).....	1.73 (64/332.2)
6. Tom Price (1991-94).....	1.85 (80/390.0)
7. Brad Cross (1983-86).....	1.88 (27/129.1)
8. Chris Niesel (2002-04).....	1.88 (57/272.2)
9. Nick Palihniich (1959-61).....	1.94 (32/148.2)
10. Darin Schmalz (1994-97).....	2.05 (68/298.2)

STRIKEOUT-TO-WALK RATIO

(min. 60 IP)

1. Chris Niesel (2002-04).....	4.09 (233/57)
2. Alan Walania (1990-93).....	4.00 (236/59)
3. Aaron Heilman (1998-2001).....	3.66 (425/116)
4. Ryan Doherty (2003-05).....	3.62 (134/37)
5. Nick Palihniich (1959-61).....	3.59 (115/32)
6. Adam Norton (2010-11).....	3.56 (57/16)
7. Tom Price (1991-94).....	3.54 (276/78)



Tom Price (1991-94) ranks among the top seven in several Notre Dame career pitching categories, including 1st in starts (56), 2nd in innings pitched (390.0) and wins (40-10, the 7th-best win pct.), 3rd in complete games (24) and strikeouts (276), and 9th in ERA (2.84). Price's Irish records for wins and innings were broken in 2001 by four-year All-American Aaron Heilman (43-7, 393.2 IP).

CAREER BATTING AVERAGE

(min. 2.5 AB/team gm)

1. Steve Stanley (1999-2002) 384 (385/1003)
2. Scott Sollmann (1994-96) 372 (239/643)
3. Brant Utz (1997-99) 368 (243/660)
4. Randall Brooks (1994-97) 364 (233/640)
5. A.J. Pollock (2007-09) 363 (237/653)

SEASON BATTING AVERAGE

(min. 2.5 AB/team gm)

1. Steve Stanley (2002) 439 (119/271)
2. Craig Cooper (2006) 425 (97/228)
3. Scott Sollmann (1995) 406 (93/229)
4. Steve Stanley (2001) 400 (102/255)
5. Randall Brooks (1996) 396 (89/225)

CAREER HITS

1. Steve Stanley (1999-2002) 385
2. Steve Sollmann (2001-04) 302
3. Alec Porzel (1998-2001) 279
4. Brett Lilly (2005-08) 274
5. J.J. Brock (1994-98) 272

SEASON HITS

1. Steve Stanley (2002) 119
2. Steve Stanley (2001) 102
3. Steve Sollmann (2003) 98
4. Craig Cooper (2006) 97
5. Scott Sollmann (1995) 93

CAREER HOME RUNS

1. Jeff Wagner (1996-99) 49
2. Brant Utz (1997-99) 46
3. Mike Amrhein (1994-97) 37
- Alec Porzel (1998-2001) 37
5. Ryan Topham (1993-95) 34
- Matt Edwards (2002-05) 34

SEASON HOME RUNS

1. Ryan Topham (1995) 18
- Brant Utz (1998) 18
3. Jeff Wagner (1997) 17
- Brant Utz (1999) 17
5. Jeremy Barnes (2009) 15

CAREER RUNS BATTED IN

1. Alec Porzel (1998-2001) 211
2. Mike Amrhein (1994-97) 202
3. Jeremy Barnes (2006-09) 197
4. Matt Edwards (2002-05) 195
5. Jeff Wagner (1996-99) 189

SEASON RUNS BATTED IN

1. Ryan Topham (1995) 79
2. Mike Amrhein (1997) 71
3. Jeremy Barnes (2009) 70
4. Mike Amrhein (1995) 69
- Jeff Wagner (1997) 69
- Matt Edwards (2003) 69

CAREER STOLEN BASES

1. Steve Stanley (1999-2002) 116
2. Scott Sollmann (1994-96) 101
3. Steve Sollmann (2001-04) 84
4. A.J. Pollock (2007-09) 60
5. Paul O'Toole (1999-2002) 54

SEASON STOLEN BASES

1. Scott Sollmann (1996) 52
2. Steve Sollmann (2003) 38
3. Steve Stanley (2002) 32
4. Steve Stanley (2001) 31

CAREER ON BASE PERCENTAGE

(min. 2 yrs, 200 AB)

1. Brett Lilly (2005-08) 479 (505/1055)
2. Ryan Topham (1993-95) 470 (331/705)
3. Craig Cooper (2003-06) 461 (406/881)
4. Scott Sollmann (1994-96) 455 (340/747)
5. Steve Stanley (1999-2002) 449 (516/1149)

CAREER SLUGGING PERCENTAGE

(min. 2 yrs, 200 AB)

1. Brant Utz (1997-99) 676 (446/660)
2. Jeff Wagner (1996-99) 634 (440/694)
3. Ryan Topham (1993-95) 627 (341/544)
4. Brian Stavisky (2000-02) 624 (406/651)
5. Mike Amrhein (1994-97) 600 (447/745)

SEASON SLUGGING PERCENTAGE

(min. 2.5 AB/team gm)

1. Ryan Topham (1995) 733 (151/206)
2. Brant Utz (1998) 724 (157/217)
3. Jeff Wagner (1997) 712 (156/219)

CAREER TRIPLES

1. Scott Sollmann (1994-96) 24
2. J.J. Brock (1994-98) 16
3. George Restovich (1994-96) 14
- Randall Brooks (1994-97) 14
- Brian Stavisky (2000-02) 14
- Jeremy Barnes (2006-09) 14

SEASON TRIPLES

1. Scott Sollmann (1995) 11
2. George Restovich (1996) 9
3. J.J. Brock (1997) 8

CAREER DOUBLES

1. Alec Porzel (1998-2001) 77
2. Jeff Felker (1997-2000) 59
3. Mike Amrhein (1994-97) 58
4. Andrew Bushey (1999-2002) 54
5. Craig Cooper (2003-06) 52

SEASON DOUBLES

1. Alec Porzel (2001) 28
2. Alec Porzel (2000) 24
3. Jeff Wagner (1997) 21
- Jeff Felker (2000) 21
- Matt Edwards (2005) 21

CAREER RUNS SCORED

1. Steve Stanley (1999-2002) 256
2. Brett Lilly (2005-08) 212
3. Steve Sollmann (2001-04) 211
4. Mike Amrhein (1994-97) 195
5. Paul O'Toole (1999-2002) 191
- Craig Cooper (2003-06) 191

SEASON RUNS SCORED

1. Craig Cooper (2006) 79
2. Steve Stanley (2002) 77
3. Craig DeSensi (1995) 76
- Steve Stanley (2001) 76
- Matt Macri (2004) 76

SEASON TOUGHEST TO STRIKEOUT (AB/50)

1. Steve Stanley (2002) 24.64 (271/11)
2. A.J. Pollock (2008) 21.60 (210/10)
3. Andrew Bushey (2001) 17.58 (211/12)

CAREER ERA

(min. 60 IP)

1. Mike Dury (2004-07) 2.20 (20/81.2)
2. Aaron Heilman (1998-2001) 2.49 (109/393.2)
3. Larry Mohs (1994-97) 2.52 (33/117.2)
4. Brandon Viloria (2000-03) 2.58 (24/83.2)

CAREER ERA

(min. 40 IP)

1. Aaron Heilman (1998) 1.61 (12/67.0)
2. Aaron Heilman (2001) 1.74 (22/114.0)
3. Tom Thornton (2003) 1.81 (11/54.2)
4. Grant Johnson (2004) 1.87 (12/57.2)
5. David Phelps (2007) 1.88 (23/110.1)

CAREER WINS

1. Aaron Heilman (1998-2001) 43-7
2. Darin Schmalz (1994-97) 30-13
3. Tom Thornton (2003-06) 27-12
4. J.P. Gagne (2000-03) 25-16
- Alex Shilliday (1996-99) 25-17

SEASON WINS

1. Aaron Heilman (2001) 15-0
2. Aaron Heilman (1999) 11-2
3. Aaron Heilman (2000) 10-2
4. Chris Niesel (2003) 9-1
- Tom Thornton (2004) 9-2
- Jeff Manship (2006) 9-2
- John Axford (2003) 9-3
- Darin Schmalz (1997) 9-3
- Darin Schmalz (1996) 9-4
- J.P. Gayne (2002) 9-4
- Alex Shilliday (1998) 9-5
- Grant Johnson (2002) 9-5

CAREER WINNING PERCENTAGE

(min. 16 decisions)

1. Aaron Heilman (1998-2001) 860 (43-7)
2. Chris Niesel (2002-04) 840 (21-4)
3. Scott Gavey (1997-2000) 789 (15-4)

CAREER GAMES STARTED

1. Darin Schmalz (1994-97) 53
- Tom Thornton (2003-06) 53
3. Brian Dupra (2008-11) 51
4. Chris Niesel (2002-04) 47
5. Alex Shilliday (1996-99) 44
- Aaron Heilman (1998-2001) 44
- Wade Korpi (2005-08) 44

CAREER STRIKEOUTS

1. Aaron Heilman (1998-2001) 425
2. Alex Shilliday (1996-99) 265
3. Chris Niesel (2002-04) 233
4. Wade Korpi (2005-08) 227
5. Brian Dupra (2008-11) 224
6. Tim Kalita (1997-99) 214

SEASON STRIKEOUTS

1. Aaron Heilman (1999) 118
- Aaron Heilman (2000) 118
3. Aaron Heilman (2001) 111
- Jeff Manship (2006) 111
5. Danny Tamayo (2001) 106

CAREER SAVES

1. Kyle Weiland (2006-08) 25
2. John Corbin (1997-2000) 20
3. Aaron Heilman (2001) 20
4. J.P. Gagne (2000-03) 19
5. Aaron Heilman (1998-2001) 12
6. Larry Mohs (1994-97) 10

SEASON SAVES

1. Kyle Weiland (2006) 16
2. J.P. Gagne (2003) 13
3. Ryan Doherty (2004) 12
4. John Corbin (2000) 11
5. Aaron Heilman (1998) 9
- John Corbin (1999) 9

CAREER INNINGS PITCHED

1. Aaron Heilman (1998-2001) 393.2
2. Tom Thornton (2003-06) 332.2
3. Brian Dupra (2008-11) 315.2
4. Darin Schmalz (1994-97) 298.2
5. J.P. Gagne (2000-03) 298.0
6. Alex Shilliday (1996-99) 290.0

SEASON INNINGS PITCHED

1. Aaron Heilman (2001) 114.0
2. Danny Tamayo (2001) 112.2
3. David Phelps (2007) 110.1
4. Aaron Heilman (1999) 109.0
5. Brian Dupra (2011) 104.2
6. Aaron Heilman (2000) 103.2

CAREER APPEARANCES

1. J.P. Gagne (2000-03) 94
2. Aaron Heilman (1998-2001) 83
3. Mike Dury (2004-09) 72
4. Kyle Weiland (2006-08) 69
5. Jess Stewart (2004-07) 69
6. Ryan Doherty (2003-05) 68
7. John Corbin (1997-2000) 67

SEASON APPEARANCES

1. Aaron Heilman (1998) 31
2. John Corbin (2000) 30
- J.P. Gagne (2003) 30
- Ryan Doherty (2004) 30
- Kyle Weiland (2006) 30

TEAM RUNS

34-7 vs. Indiana (1900)
28-4 vs. Albion (1911)
28-7 vs. Northwestern (1962)
26-4 vs. Northwestern (1922)
26-10 vs. Western Michigan (1945)
25-14 vs. Purdue (1901)
25-9 vs. Indiana State (1993)
25-1	.. vs. South Alabama, NCAA (2002)
25-1 at Georgetown (2008)
24-0 vs. Hillsdale (1903)
24-1 vs. Earl (1913)
23-6 vs. Upper Iowa (1901)
23-2 vs. Colorado State (1957)
23-1 vs. Detroit (2002)

SCORING MARGIN

27 (34-7) vs. Indiana (1900)
24 (24-0) vs. Hillsdale (1903)
24 (28-4) vs. Albion (1911)
24 (25-1)	.. vs. South Alabama, NCAA (2002)
24 (25-1) at Georgetown (2008)
23 (24-1) vs. Earl (1913)
22 (26-4) vs. Northwestern (1922)
22 (23-1) vs. Detroit (2002)
21 (22-1) vs. Kalamazoo (1909)
21 (23-2) vs. Colorado State (1957)
21 (28-7) vs. Northwestern (1962)
20 (22-2) vs. Minnesota (1920)
20 (21-1) vs. Chicago (1943)
20 (22-2) vs. Northwestern (1958)
20 (21-1) vs. Pittsburgh (2005)

COMBINED RUNS

41 (34-7) vs. Indiana (1900)
40 (18-22) vs. Pittsburgh (2000)
39 (25-14) vs. Purdue (1901)
38 (10-28)	.. vs. Western Michigan (1988)
36 (26-10) vs. Western Michigan (1945)
35 (28-7) vs. Northwestern (1982)
34 (16-18) vs. Chicago (1950)
35 (19-16) vs. Dallas (1999)
34 (25-9) vs. Indiana State (1993)
33 (16-17) vs. Georgia (1966)
32 (28-4) vs. Albion (1911)
31 (9-22) vs. Ohio State (1941)
31 (20-11) vs. Michigan State (1986)
31 (15-16) vs. Detroit (1989)
31 (22-9) vs. Dayton (1989)
31 (21-10) vs. Washington (1995)
31 (12-19) vs. Connecticut (2001)

RUNS SCORED

1. Bobby Lynch 6 vs. Indiana May 25, 1900 34-7 win
Steve Sollmann 6 vs. South Alabama (NCAAs) June 1, 2002 25-1 win
3. Fred Morgan 5 vs. Indiana May 25, 1900 34-7 win
John Farley 5 vs. Upper Iowa April 26, 1901 23-6 win
John Walsh 5 vs. Purdue May 3, 1901 25-14 win
Pat Pesavento 5 vs. Penn. (at Orlando, FL) March 10, 1989 15-8 win
Brant Ust 5 at Seton Hall April 25, 1998 11-3 win
Matt Macri 5 vs. Minnesota (at FAU) Feb. 29, 2004 19-7 win
Brett Lilley 5 vs. Western Michigan March 21, 2007 17-9 win
Greg Sherry 5 at Georgetown March 20, 2008 25-1 win
A.J. Pollock 5 vs. Milwaukee March 26, 2008 14-3 win

HITS

1. Alec Porzel 6-for-6 vs. Pittsburgh May 7, 2000 22-18 loss
Steve Sollmann 6-for-7 vs. South Alabama (NCAAs) June 1, 2002 25-1 win
3. Fred "Cy" Williams 5 opponent and date unknown		
Charles Fleming 5 vs. Indiana May 25, 1900 34-7 win
Ed Reulbach 5 vs. Hillsdale April 23, 1903 24-0 win
Anton Stephan 5 vs. Hillsdale April 23, 1903 24-0 win
Roy Gage 5 vs. Hillsdale April 23, 1903 24-0 win
John Brogan 5 vs. Rose Poly May 7, 1906 14-6 win
Clarence Sheehan 5 at DePauw May 15, 1906 17-2 win
Red Smith 5 at Fort Benning April 15, 1927 9-5 win
Tom Sheehan 5 vs. Indiana April 16, 1943 9-4 win
John Creevey 5 at Michigan State April 27, 1943 12-2 win
Tom Sheehan 5 vs. Purdue June 17, 1944 15-0 win
Tim Prister 5 at Oklahoma City March 16, 1982 19-7 win
Tom Shields 5 vs. Northwestern, gm 2 May 4, 1986 22-5 win
James Sass 5 vs. Detroit, gm 2 April 16, 1988 12-11 win
Dan Peltier 5-for-7 vs. Detroit May 18, 1989 16-15 loss
Joe Binkiewicz 5-for-5 vs. Dayton May 20, 1989 20-4 win
Scott Sollmann 5-for-6 at Purdue May 10, 1994 12-5 win
Mike Amrhein 5-for-5 vs. Pepperdine (at CS Fullerton) Feb. 26, 1995 14-5 win
Allen Greene 5-for-6 vs. IUPUI March 20, 1997 8-7 win
Randall Brooks 5-for-6 vs. Central Michigan March 27, 1997 (12) 14-9 win
Randall Brooks 5-for-6 vs. Boston College, gm 2 April 6, 1997 16-3 win
Dan Leatherman 5-for-5 vs. Toledo April 23, 1998 15-4 win
Brant Ust 5-for-5 at Seton Hall, gm 2 April 25, 1998 11-3 win
Steve Stanley 5-for-5 vs. Milwaukee (NCAAs) May 25, 2001 12-4 win
Brian Stavisky 5-for-5 vs. Detroit May 15, 2002 23-1 win
Paul O'Toole 5-for-5 vs. South Alabama (NCAAs) June 1, 2002 25-1 win
Sean Gaston 5-for-6 vs. Minnesota (at FAU) Feb. 29, 2004 19-7 win
Matt Macri 5-for-6 vs. Virginia Tech May 22, 2004 11-10 loss
Brett Lilley 5-for-5 vs. Cincinnati March 22, 2005 10-4 win
Craig Cooper 5-for-5 at Connecticut, gm 2 April 29, 2006 7-3 win
A.J. Pollock 5-for-6 vs. Western Michigan March 21, 2007 17-9 win
Ryan Connolly 5-for-5 vs. Cincinnati, gm 2 April 24, 2010 5-4 win
Alex Robinson 5-for-5 vs. Purdue Feb. 19, 2011 19-2 win

RUNS BATTED IN


1. Bob Roemer 7 vs. Xavier, gm 2 April 15, 1973 11-3 win
Tim Hutson 7 at Wake Forest Feb. 27, 1988 17-10 loss
Joe Binkiewicz 7 vs. Evansville, gm 2 April 6, 1991 12-6 win
Edwin Hartwell 7 vs. Illinois-Chicago May 11, 1993 19-6 win
Ryan Topham 7 vs. Illinois April 11, 1995 15-4 win
Andrew Bushey 7 vs. Detroit May 15, 2002 23-1 win
Steve Sollmann 7 vs. South Alabama (NCAAs) June 1, 2002 25-1 win

TRIPLES


1. Bob Roemer 3 vs. Xavier, gm 2 April 15, 1973 11-3 win
---------------	---------	------------------------	----------------------	----------------

HOME RUNS

1. "Jerry" Sheehan 3 vs. Hillsdale April 23, 1906 17-0 win
Jake Kline 3 vs. Michigan June 3, 1916 6-4 loss
Andy Pilney 3 vs. Chicago May 22, 1934 19-6 win
Jim Morris 3 vs. Naval Air Station 1957	
Joe Binkiewicz 3 at Evansville, gm 2 April 6, 1991 12-6 win
Joe Binkiewicz 3 at Michigan April 18, 1991 11-6 win
Brant Ust 3 at Seton Hall, gm 2 April 25, 1998 11-3 win
Matt Edwards 3 vs. Western Michigan March 29, 2005 9-5 win



Randall Brooks (1994-97) had two five-hit games at Eck Stadium in a 10-day span of the 1997 season, spraying five hits versus both Central Michigan (March 27) and Boston College (April 6).



Catcher Bob Roemer (1970-73) had a career day in an 11-3 win over Xavier on April 15, 1973, when he set Notre Dame records for RBI (7) and triples (3).

Pitching Game Records

STRIKEOUTS

Frank Carpin	19	vs. Indiana	April 16, 1958	10.0 IP (12-10)
Frank Symeon	18	at Purdue	April 29, 1958	9.0 IP (14-1)
Aaron Heilman	18	at West Virginia, gm 1	April 15, 2000	10.0 IP (3-1)
Ed Reulbach	16	vs. Indiana	May 25, 1904	2-1
Ed Reulbach	16	vs. Beloit	June 7, 1904	0-1
Jean Dubuc	16	vs. Minnesota	May 30, 1907	1-2
George Murphy	16	vs. St. Viator	May 20, 1917	9.0 IP; no-hit (9-0)
Mike Mandjiak	16	vs. Chicago	April 30, 1938	5-0
Bob Hughes	16	vs. Bethel	April 5, 1977	
Bill Perce	15	vs. Kalamazoo	April 21, 1906	18-0
Dick Falvey	15	at St. Mary's, KY	March 31, 1923	4-1
Ed Walsh	15	vs. Western State	April 21, 1926	5-4
Ron Mottl	15	at Ohio State	April 16, 1955	
Billy Ryan	14	vs. Winona	April 15, 1908	19-0
Richard Bunker	14	vs. Purdue	May 17, 1955	7-4
Bob Bartlett	13	at Bethel	April 29, 1980	
Don Wolfe	12	vs. Butler	April 20, 1975	
Darin Schmalz	12	at Georgetown, gm 2	April 20, 1996	9.0 IP (7-3)
Brad Lidge	12	vs. Pittsburgh (Three Rivers Stadium), gm 2	April 18, 1998	7.0 IP (12-1)
Aaron Heilman	12	vs. Georgia (Metrodome; Minn., MN)	March 5, 2000	8.0 IP (6-4)
Aaron Heilman	12	vs. Rutgers (Bridgewater, NJ; BET)	May 18, 2001	9.0 IP (6-2)
John Axford	12	vs. Western Michigan	April 9, 2003	7.0 IP (7-1)
Chris Niesel	12	vs. Ball State (relief)	April 27, 2004	8.1 IP (7-6/15)
Tom Thornton	12	vs. Kent State (NCAAs)	June 5, 2004	8.1 IP (7-1)
Cole Johnson	12	at Rutgers	May 7, 2011	8.1 IP (3-0)
Jim Sholl	11	vs. Christian Brothers, gm 2	March 14, 1977	7.0 IP (4-0)
David Sinnes	11	vs. Detroit	May 20, 1993	7.0 IP (14-8)
Christian Parker	11	at Georgetown	April 21, 1996	7.0 IP (7-0)
Aaron Heilman	11	vs. Creighton (San Antonio, TX)	March 11, 1999	9.0 IP (5-4)
Aaron Heilman	11	vs. Iowa (Jacksonville, FL)	March 16, 2000	9.0 IP (3-2)
Chris Niesel	11	at Villanova	March 23, 2003	7.1 IP (2-3/13)
Wade Korp	11	vs. Western Michigan	March 29, 2006	9.0 IP (2-0)
Wade Korp	11	vs. Purdue	April 24, 2006	7.0 IP (2-1)
Wade Korp	11	vs. VSF (Clearwater, FL; BET)	May 23, 2006	6.0 IP (3-1)
David Phelps	11	vs. Seton Hall	May 4, 2007	9.0 IP (3-1)
David Phelps	11	at Louisville	May 12, 2007	7.2 IP (1-3)
Steve Sabatino	11	at Villanova	May 15, 2010	6.1 IP (3-2/11)
Brian Dupra	11	at Seattle	Feb. 25, 2011	6.0 IP (5-0)
Richard Bunker	10	at Indiana	May 4, 1955	4-5
Nick Palitovich	10	vs. Glenview Naval	May 23, 1959	8-1
Jim Sholl	10	at Valparaiso	April 15, 1975	6.2 IP (3-5)
Mike Bobinski	10	vs. Bethel	April 5, 1977	
Brian Piotrowicz	10	vs. Chicago State	March 29, 1989	8.0 IP (7-1)
David Sinnes	10	at Xavier	April 16, 1990	9.0 IP (2-0)
Alan Walania	10	at Xavier	April 25, 1992	9.0 IP (5-3)
David Sinnes	10	vs. La Salle	April 9, 1993	8.0 IP (4-3)
Alan Walania	10	vs. Valparaiso	April 27, 1993	7.0 IP
Tom Price	10	vs. Illinois-Chicago	April 12, 1994	(14-1)
Tom Price	10	vs. Indiana State	April 27, 1994	(4-0)
Dan Stavisky	10	vs. Pittsburgh	April 30, 1996	9.0 IP (2-4)
Brad Lidge	10	vs. Northeastern Illinois	March 26, 1997	5.0 IP (11-0)
Alex Shilliday	10	at Evansville	Feb. 27, 1998	8.0 IP (6-1)
Tim Kalita	10	at Seton Hall	April 27, 1998	9.0 IP (6-1)
Tim Kalita	10	vs. Penn State (San Antonio, TX)	March 10, 1999	8.0 IP (6-3)
Tim Kalita	10	at West Virginia	March 20, 1999	8.0 IP (6-4)
Tim Kalita	10	at Villanova	March 27, 1999	7.2 IP (10-8)
Aaron Heilman	10	vs. Oakland (MI)	April 30, 1999	7.1 IP (7-6/10)
Drew Duff	10	vs. IU/PUI	April 6, 2000	6.0 IP (7-3)
Danny Tamayo	10	vs. Sam Houston State (San Antonio, TX)	Feb. 25, 2001	6.0 IP (7-4)
Danny Tamayo	10	vs. Portland (Fresno, CA)	March 17, 2001	7.2 IP (7-6)
Danny Tamayo	10	at Pittsburgh, gm 1	March 23, 2001	7.0 IP (3-0)
Danny Tamayo	10	vs. Seton Hall, gm 2	March 31, 2001	7.2 IP (6-1)
Aaron Heilman	10	vs. Connecticut, gm 1	May 5, 2001	7.0 IP (6-1)
Danny Tamayo	10	vs. Virginia Tech (Bridgewater, NJ; BET)	May 17, 2001	8.0 IP (3-4)
Chris Niesel	10	vs. Southern Illinois (at New Orleans)	Feb. 24, 2002	5.0 IP (2-6)
Jeff Manship	10	vs. Arizona (Metrodome; Minn., MN), gm 2	March 5, 2006	6.0 IP (0-2/10)
Jeff Manship	10	at Seton Hall	May 13, 2006	6.2 IP (14-12)
David Phelps	10	vs. USF	March 23, 2007	9.0 IP (1-0)
David Phelps	10	vs. Mount St. Mary's (Santaluces, FL)	March 1, 2008	7.0 IP (5-0)
David Phelps	10	at West Virginia	April 18, 2008	7.0 IP (8-4)
Wade Korp	10	at USF	May 16, 2008	6.2 IP (2-3/16)
Brian Dupra	10	vs. Manhattan	March 4, 2011	8.0 IP (2-5)
Brian Dupra	10	vs. Seton Hall	April 29, 2011	9.0 IP (1-2)

DOUBLE-DIGIT STRIKEOUT GAMES

(individually listed in chronological order)

Aaron Heilman (1998-2001)	7	(11-10 in '99; 12-11-18 in 2000; 10-12 in 2001)
David Phelps (2006-08)	5	(10-11-11 in 2007; 10-10 in 2008)
Danny Tamayo (1998-2001)	5	(10-10-10-10 in 2001)
Wade Korp (2005-08)	4	(11-11-11 in 2006; 10 in 2008)
Tim Kalita (1997-99)	4	(10 in 1998; 10-10-10 in 1999)
Brian Dupra (2008-11)	3	(11-10-10 in 2011)
Chris Niesel (2002-04)	3	(10 in 2002; 11 in 2003; 12 in 2004)
David Sinnes (1990-93)	3	(10 in 1990; 10-11 in 1993)
Ed Reulbach (1903-04)	2	(16-16 in 1904)
Richard Bunker (1955)	2	(10-14 in 1955)
Tom Price (1991-94)	2	(10-10 in 1994)
Brad Lidge (1996-98)	2	(10 in 1997; 12 in 1998)
Jim Sholl (1974-77)	2	(10 in 1975; 11 in 1977)
Alan Walania (1990-93)	2	(10 in 1992; 10 in 1993)
Jeff Manship (2005-06)	2	(10-10 in 2006)

NO-HITTERS

Norwood Gibson	4/21/1897, 7 IP	vs. Michigan (18-3)
Norwood Gibson	4/21/1900, 6 IP	vs. Michigan (8-0)
George Murphy	5/20/17, 9 IP	vs. St. Viator (9-0)
Paul Castner	5/17/22, 9 IP	at Purdue (4-0)
Hugh Magevney (3.0) and Dick Falvey (4.0)	5/14/23, 7 IP	vs. Beloit (6-0)
Mike Mandjiak	4/30/38, 9 IP	vs. Chicago (5-0)
Bob Nemes, Dick Smullen, Tony Lipton (3.0 each)	5/21/49, 9 IP	vs. Pensacola (12-0)
Don Wolfe	4/20/75, 7 IP	vs. Butler, gm 1 (10-0)
Brian Piotrowicz	5/11/88, 7 IP	vs. Ball State, gm 2 (2-0)



Darin Schmalz (1994-97) fired 12 strikeouts against Georgetown on April 20, 1996, the highest Irish single-game strikeout total since Bob Bartlett posted 13 against Bethel in 1980. Brad Lidge (1996-98) matched Schmalz with 12 strikeouts in a road win over Pittsburgh on April 18, 1998, before Aaron Heilman (1998-01) racked up 12 versus Georgia and 18 at West Virginia in 2000, plus 12 versus Rutgers at the 2001 BIG EAST Tournament. Schmalz, Lidge and Heilman are three of just six Notre Dame pitchers who are known to have posted 12-plus strikeouts in a game away from home.



Future big-league closer Brad Lidge (1996-98) fittingly posted a career-high 12 strikeouts in a Major League ballpark, during a 1998 win over the University of Pittsburgh at Three Rivers Stadium.

RUNS SCORED – NOTRE DAME

25 – vs. South Alabama (NCAAs).....	6/1/02
23 – vs. Detroit.....	5/15/02
19 – vs. Georgetown.....	3/28/98
18 – vs. Pittsburgh.....	5/7/00
18 – vs. Cleveland State.....	4/18/94
17 – vs. West Virginia.....	4/21/07
17 – vs. Western Michigan.....	3/21/07
17 – vs. Oakland.....	4/14/04
17 – vs. Georgetown.....	4/12/01
17 – vs. Seton Hall.....	4/25/99
17 – vs. Butler.....	4/25/95

RUNS SCORED – OPPONENT

25 – Rutgers.....	4/10/10 (L)
22 – Pittsburgh.....	5/7/00 (L)
20 – Michigan State.....	5/17/11 (L)
19 – West Virginia.....	4/17/09 (L)
19 – Connecticut.....	5/6/01 (L)
19 – Miami, Fla.....	4/2/94 (L)
16 – West Virginia.....	4/22/07 (L)
16 – Rutgers (7 inn.).....	5/13/00 (L)
15 – Seton Hall.....	5/6/07 (L)
14 – vs. Ball State.....	4/6/05 (L)
14 – Milwaukee.....	3/29/00 (L)
13 – Louisville.....	5/22/10 (L)
13 – Michigan.....	4/21/10 (L)
13 – Michigan State.....	3/20/10 (L)
13 – South Florida.....	3/24/07 (L)
12 – Rutgers.....	4/23/06 (W)
12 – Cleveland State.....	4/28/04 (L)
12 – Central Michigan.....	5/12/10 (L)
12 – Connecticut.....	5/5/01 (W)
12 – Northwestern.....	4/23/97 (L)

RUNS SCORED – COMBINED

40 – (18-22) vs. Pittsburgh (L).....	5/7/00
31 – (12-19) vs. Connecticut (L).....	5/6/01
30 – (5-25) vs. Rutgers.....	4/10/10
27 – (17-10) vs. Georgetown (W).....	4/12/01
26 – (17-9) vs. Western Michigan (W).....	3/21/07
26 – (14-12) vs. Rutgers (W).....	4/23/06
26 – (25-1) vs. South Alabama, NCAAs (W).....	6/1/02
26 – (19-7) vs. Georgetown (W).....	3/28/98
26 – (7-19) vs. Miami, Fla. (L).....	4/2/94
25 – (13-12) vs. Connecticut (W).....	5/5/01
25 – (17-8) vs. Seton Hall (W).....	4/25/99
24 – (23-1) vs. Detroit (W).....	5/15/02
24 – (14-10) vs. Bowling Green (W).....	4/7/99
24 – (15-9) vs. Toledo (W).....	4/24/97
24 – (14-10) vs. Providence (W).....	4/5/97
24 – (14-0) vs. Villanova (W).....	4/11/98

VICTORY MARGIN

24 – (25-1) vs. South Alabama (NCAAs).....	6/1/02
22 – (23-1) vs. Detroit.....	5/5/02
16 – (16-0) vs. Valparaiso.....	4/3/02
15 – (16-1) vs. Duquesne.....	4/18/95
14 – (15-1) vs. Oakland.....	4/11/06
14 – (14-1) vs. Georgetown (7 inn.).....	5/3/97
14 – (15-1) vs. Seton Hall.....	5/4/96
14 – (15-1) vs. Valparaiso.....	4/21/94
14 – (18-4) vs. Cleveland State.....	4/18/94

LOSS MARGIN

20 – (5-25) vs. Rutgers.....	4/10/10
17 – (3-20) vs. Michigan State.....	5/17/11
16 – (3-19) vs. West Virginia.....	4/17/09
14 – (1-15) vs. Seton Hall.....	5/6/07
13 – (0-13) vs. Michigan State.....	3/20/10
12 – (1-13) vs. Michigan.....	4/21/10
12 – (7-19) vs. Miami, Fla.....	4/2/94
11 – (0-11) vs. Rutgers.....	5/5/02
11 – (3-14) vs. Milwaukee.....	3/29/00
10 – (2-12) vs. Central Michigan.....	5/12/10
10 – (3-13) vs. Louisville.....	5/22/10
10 – (6-16) vs. Rutgers.....	5/13/00
10 – (1-11) vs. Boston College.....	4/9/00

LONGEST GAMES (TIME)

4:20 – vs. West Virginia (W, 5-3, 15 inn.).....	5/3/98
4:06 – vs. Pittsburgh (L, 18-22, 10 inn.).....	5/7/00
3:54 – vs. Georgetown (L, 8-9, 12 inn.).....	3/24/05
3:52 – vs. Cleveland State (W, 7-6, 13 inn.).....	4/29/05
3:47 – vs. Villanova (W, 6-5, 10 inn.).....	4/3/04
3:45 – vs. Rutgers (L, 6-8, 11 inn.).....	4/11/10
3:40 – vs. IUPUI (W, 8-7, 12 inn.).....	3/20/97
3:38 – vs. Central Michigan (W, 14-8).....	3/24/09
3:38 – vs. Illinois-Chicago (L, 5-10).....	4/28/09
3:37 – vs. Ball State (W, 7-6, 15 inn.).....	4/27/04
3:35 – vs. Detroit (L, 8-9).....	5/13/94

LONGEST GAMES (INNINGS)

15 – vs. Ball State (W, 7-6).....	4/27/04
15 – vs. West Virginia (W, 5-3).....	5/3/98
13 – vs. Cleveland State (W, 7-6).....	4/29/05
12 – vs. Seton Hall (W, 2-1).....	4/30/11
12 – vs. Georgetown (L, 8-9).....	3/24/05
12 – vs. IUPUI (W, 8-7).....	3/20/97

HITS – NOTRE DAME

32 – vs. South Alabama (NCAAs).....	6/1/02
28 – vs. Detroit.....	5/15/02
23 – vs. Georgetown.....	3/28/98
22 – vs. Western Michigan.....	3/21/07
22 – vs. Toledo.....	4/23/98
21 – vs. Villanova.....	4/11/98
20 – vs. Central Michigan.....	3/24/09
20 – vs. Bowling Green.....	4/12/05
20 – vs. IPFW.....	4/24/03
20 – vs. Villanova.....	4/21/01
20 – vs. Western Michigan.....	3/25/97
20 – vs. Wright State.....	5/14/95

HITS – OPPONENT

30 – Pittsburgh.....	5/7/00
27 – Rutgers.....	4/10/10
26 – Michigan State.....	5/17/11
21 – Connecticut.....	5/6/01
20 – Louisville.....	5/22/10
20 – Seton Hall.....	3/22/09
20 – West Virginia.....	4/22/07
20 – Rutgers.....	4/23/06
20 – Milwaukee.....	3/29/00
20 – Miami, Fla.....	4/2/94
19 – Georgetown.....	3/24/05
19 – Connecticut.....	5/5/01
17 – Rutgers.....	4/11/10
17 – Boston College.....	4/9/00
17 – Toledo.....	4/24/97
17 – Connecticut.....	4/6/96

HOME RUNS – NOTRE DAME

5 – vs. South Alabama (NCAAs).....	6/1/02
5 – vs. Providence.....	4/5/97

HOME RUNS – OPPONENT

7 – Rutgers.....	4/10/10
5 – St. John's.....	4/25/08
5 – Miami, Fla.....	4/2/94

HOME RUNS – COMBINED

8 – vs. Pittsburgh (ND-4).....	5/7/00
7 – vs. Rutgers (ND-0).....	4/10/10
7 – vs. Miami, Fla. (ND-2).....	4/2/94
6 – vs. Providence (ND-5).....	4/5/97

TRIPLES – NOTRE DAME

4 – vs. Duquesne.....	4/18/95
-----------------------	---------

TRIPLES – COMBINED

4 – vs. Ball State (ND-2).....	3/23/10
4 – vs. Western Michigan.....	3/25/97
4 – vs. Duquesne (ND-4).....	4/18/95

DOUBLES – NOTRE DAME

8 – vs. Toledo.....	4/23/98
7 – vs. Cleveland State.....	5/2/06
6 – vs. South Alabama (NCAAs).....	6/1/02
7 – vs. Rochester.....	5/15/02
6 – vs. Pittsburgh.....	5/7/00

DOUBLES – OPPONENT

7 – West Virginia.....	4/17/09
7 – West Virginia.....	4/22/07
6 – Rutgers.....	4/10/10
6 – St. John's.....	4/13/06
5 – Louisville.....	5/22/10
5 – Ohio State (NCAAs).....	5/31/02
5 – Chicago State.....	4/8/98

DOUBLES – COMBINED

10 – vs. West Virginia (ND-3).....	4/22/07
10 – vs. Toledo (ND-8).....	4/23/98
9 – vs. Western Michigan (ND-5).....	3/21/07
9 – vs. Rutgers (ND-5).....	4/23/06
9 – vs. USC (ND-5).....	5/17/05
8 – vs. West Virginia (ND-1).....	4/17/09
8 – vs. St. John's (ND-2).....	4/13/06
8 – vs. Rochester (ND-7).....	5/15/02
8 – vs. Pittsburgh (ND-6).....	5/7/00
8 – vs. Western Michigan (ND-5).....	3/25/97

ERRORS – NOTRE DAME

7 – vs. Rutgers.....	5/5/02
7 – vs. Connecticut.....	5/6/01
7 – vs. Chicago State.....	4/28/99
5 – vs. Michigan State.....	3/20/10
5 – vs. Ball State.....	4/6/05
5 – vs. Miami, Fla.....	4/2/94

ERRORS – OPPONENT

7 – Oakland.....	4/11/06
6 – Connecticut.....	4/10/11
6 – St. John's.....	4/13/06
6 – Cleveland State.....	4/23/03
6 – Boston College.....	4/8/99
6 – St. Norbert.....	4/24/96

ERRORS – COMBINED

12 – vs. Chicago State (ND-7).....	4/28/99
9 – vs. Rutgers (ND-7).....	5/5/02
9 – vs. Boston College (ND-3).....	4/8/99

NOTRE DAME STRIKEOUTS

20 – vs. Ball State.....	4/27/04
16 – vs. Cleveland State.....	4/23/03
16 – vs. Western Michigan.....	4/9/03
16 – vs. Oakland.....	5/3/00
15 – vs. Bowling Green.....	4/2/98
14 – vs. Oakland.....	4/11/06
14 – vs. Villanova.....	4/11/98
14 – vs. Western Michigan.....	4/1/98

OPPONENT STRIKEOUTS

13 – South Florida.....	3/24/07
13 – West Virginia.....	4/27/96
13 – Alabama.....	4/25/95
13 – Purdue.....	4/19/94



Freshman left fielder Alec Porzel (1998-01) ended the longest game in Eck Stadium history (15 innings, 4:20 game time; May 3, 1998) with a two-out, two-run home run over the left field fence to beat West Virginia, 5-3. With Brant Ust on base, Porzel sent a 2-1 pitch from lefthander David Kloes out of the park for the dramatic win (to the left) and one of three game-ending home runs in his career.

TEAM COMBINED HITS

Total	ND Total	Opp. Total	Opponent	Date
49	19	30	Pittsburgh	5/7/00
40	13	27	Rutgers	4/10/10
39	19	20	Rutgers	4/23/06
36	15	21	Connecticut	5/6/01
35	22	13	Western Michigan	3/21/07
34	21	13	Villanova	4/11/98
33	32	1	South Alabama (NCAAs)	6/1/02
33	17	16	Providence	4/5/97
33	20	13	Western Michigan	3/25/97
33	14	19	Georgetown	3/24/05
32	12	20	West Virginia	4/22/07
32	28	4	Detroit	5/15/02
32	13	19	Connecticut	5/5/01
32	15	17	Toledo	4/24/97
32	20	12	Central Michigan	3/24/09
32	6	26	Michigan State	5/17/11
31	18	13	Seton Hall	4/25/99
31	23	8	Georgetown	3/28/98
31	19	12	Central Michigan	3/27/97
31	11	20	Miami, Fla.	4/2/94

Eck Stadium Individual Records



Dan Leatherman (1997-98) tied a then-Irish record with five hits in five at bats in an Eck Stadium win over Toledo in 1998. He also hit two home runs (pictured) that year in Notre Dame's record-setting game at Boston College (7 HRs).

HITS – NOTRE DAME

6-for-7	Steve Sollmann vs. South Alabama (NCAAs).....	6/1/02
6-for-6	Alec Porzel vs. Pittsburgh.....	5/7/00
5-for-5	Ryan Connolly vs. Cincinnati.....	4/24/10
5-for-6	A.J. Pollock vs. Western Michigan.....	3/21/07
5-for-5	Brett Lilley vs. Cincinnati.....	3/22/05
5-for-6	Matt Macri vs. Virginia Tech.....	5/22/04
5-for-5	Paul O'Toole vs. South Alabama (NCAAs).....	6/1/02
5-for-5	Brian Stavisky vs. Detroit.....	5/15/02
5-for-5	Steve Stanley vs. Milwaukee (NCAAs).....	5/25/01
5-for-5	Dan Leatherman vs. Toledo.....	4/23/98
5-for-6	Randall Brooks vs. Boston College.....	4/6/97
5-for-6	Randall Brooks vs. Central Michigan.....	3/27/97
5-for-6	Allen Greene vs. IUPUI.....	3/20/97

HITS – OPPONENT

5-for-5	Mark Pappas (Seton Hall).....	5/6/07
5-for-5	Lance Noel (Franklin College).....	5/2/07
5-for-6	Scott Giltizer (Milwaukee).....	3/29/00

RBI – NOTRE DAME

7 – Steve Sollmann vs. South Alabama (NCAAs).....	6/1/02
7 – Andrew Bushey vs. Detroit.....	5/15/02
7 – Ryan Topham vs. Illinois.....	4/11/95
7 – Robbie Kent vs. Evansville.....	4/24/94
6 – A.J. Pollock vs. West Virginia.....	4/21/07
6 – Matt Edwards vs. Western Michigan.....	3/29/05
6 – Jeff Wagner vs. Central Michigan.....	3/27/97

RBI – OPPONENT

7 – Michael Lang Rutgers.....	4/10/10
6 – Jeff Holm Michigan State.....	5/17/11
6 – Brant Colamarino Pittsburgh.....	5/7/00
5 – Ryan Kapp Rutgers.....	4/10/10
5 – Chris Bisson Connecticut.....	4/6/96
5 – Mike Pauldine Detroit.....	5/13/94

HOME RUNS – NOTRE DAME

3 – Matt Edwards vs. Western Michigan.....	3/29/05
2 – Brayden Ashdown vs. St. John's.....	4/30/10
2 – Craig Cooper vs. Rutgers.....	4/21/06
2 – Matt Bransfield vs. Oakland.....	4/11/06
2 – Matt Edwards vs. Arizona (NCAAs).....	6/6/04
2 – Matt Macri vs. Virginia Tech.....	5/22/04
2 – Alec Porzel (one inside-the-park) vs. Pittsburgh.....	5/7/00
2 – Paul O'Toole vs. Pittsburgh.....	4/11/99
2 – Jeff Wagner vs. Bowling Green.....	4/7/99
vs. Connecticut.....	4/3/99
vs. Toledo.....	4/24/97
vs. Providence.....	4/5/97
vs. Central Michigan.....	3/27/97
2 – Brant Ust vs. Western Michigan.....	3/23/99
2 – George Restovich vs. Wright State.....	5/14/95
vs. Bowling Green.....	4/6/95

HOME RUNS – OPPONENT

2 – Pat Biserta Rutgers.....	4/10/10
2 – Michael Lang Rutgers.....	4/10/10
2 – Adam Duvall Louisville.....	5/22/10
2 – Chris Anninos St. John's.....	4/25/08
2 – Brant Colamarino Pittsburgh.....	5/7/00
2 – Jeff Stuss Milwaukee.....	4/8/95

RUNS SCORED – NOTRE DAME

6 – Steve Sollmann vs. South Alabama (NCAAs).....	6/1/02
5 – A.J. Pollock vs. Milwaukee.....	3/26/08
5 – Brett Lilley vs. Western Michigan.....	3/21/07
5 – Steve Stanley vs. South Alabama (NCAAs).....	6/1/02
5 – Brian Stavisky vs. Detroit.....	5/15/02
4 – Brett Lilley vs. Rutgers.....	4/5/08
4 – Ken Meyer vs. Rutgers.....	5/14/00
4 – Alec Porzel vs. Pittsburgh.....	5/7/00
4 – J.J. Brock vs. Georgetown.....	3/29/98
4 – Brant Ust vs. Central Michigan.....	3/25/97

4 – Bob Lisanti vs. St. Norbert.....	4/24/96
4 – George Restovich vs. Wright St.....	5/14/95
4 – Craig DeSensi vs. Illinois.....	4/11/95
4 – Greg Layson vs. Milwaukee.....	4/15/94

STRIKES OUTS THROWN – NOTRE DAME

12 – Tom Thornton vs. Kent State (NCAAs).....	6/5/04
12 – Chris Niesel (relief) vs. Ball State.....	4/27/04
12 – John Axford vs. Western Michigan.....	4/9/03
11 – David Phelps vs. Seton Hall.....	5/4/07
11 – Wade Korpi vs. Purdue.....	4/24/06
11 – Wade Korpi vs. Western Michigan.....	3/29/06
10 – Brian Dupra vs. Seton Hall.....	4/29/11
10 – David Phelps vs. South Florida.....	3/23/07
10 – Aaron Heilman vs. Connecticut.....	5/5/01
10 – Danny Tamayo vs. Seton Hall.....	3/31/01
10 – Drew Duff vs. IUPUI.....	4/6/00
10 – Aaron Heilman vs. Oakland.....	4/30/99
10 – Brad Lidge vs. Northeastern Illinois.....	3/26/97
10 – Dan Stavisky vs. Pittsburgh.....	4/30/96
10 – Tom Price vs. Indiana State.....	4/27/94
vs. Illinois-Chicago.....	4/12/94

STRIKES OUTS THROWN – OPPONENT

13 – Will Schleuss (Alabama).....	4/25/95
-----------------------------------	---------

Bold indicates current players.



George Restovich (1994-96) was the first player to hit two home runs in a game at Eck Stadium, doing so in an April 6 win over Bowling Green during the 1995 season before again leaving the yard twice in a game six weeks later, versus Wright State in the MCC Tournament (also at The Eck).



Dan Stavisky – cousin of 2000-02 Irish outfielder Brian Stavisky – tied a Notre Dame record for strikeouts in a game at Eck Stadium with 10 versus Pittsburgh in 1996. John Axford broke the record with 12 strikeouts versus Western Michigan in 2003.

CAREER AVERAGE

(min. 2 yrs. 80 at bats)

1. Craig Cooper (2003-06).....	444 (120/270)
2. Randall Brooks (1996-97).....	418 (69/165)
3. Brant Ust (1997-99).....	413 (100/242)
4. J.J. Brock (1996-98).....	399 (89/223)
5. Jeff Wagner (1996-99).....	390 (98/251)
6. Steve Stanley (1999-2002).....	381 (152/399)
7. Steve Sollmann (2001-04).....	356 (111/312)
8. Brian Stavisky (2000-02).....	352 (88/250)
9. A.J. Pollock (2007-09).....	347 (110/317)
10. Brett Lilley (2005-08).....	347 (128/369)

SEASON AVERAGE

(minimum 2.5 AB/team gm)

1. Brant Ust (1998).....	493 (37/75)
2. Jeff Wagner (1997).....	488 (39/80)
3. Craig Cooper (2006).....	481 (52/108)
4. Craig Cooper (2004).....	470 (31/66)
5. Ken Meyer (2000).....	438 (28/64)
6. Steve Stanley (2002).....	431 (44/102)
7. J.J. Brock (1998).....	427 (35/82)
8. Randall Brooks (1996).....	425 (34/80)
Andrew Bushey (2001).....	425 (34/80)
10. Brett Lilley (2006).....	419 (39/93)

CAREER RBI

1. Alec Porzel (1998-2001).....	102
2. Jeremy Barnes (2006-09).....	97
3. Paul O'Toole (1999-2002).....	86
4. Jeff Wagner (1996-99).....	83
5. Brant Ust (1997-99).....	71
6. Brian Stavisky (2000-02).....	68
7. Steve Sollmann (2001-04).....	65
8. Andrew Bushey (1999-2002).....	64
9. Matt Edwards (2002-05).....	63
Craig Cooper (2003-06).....	63

SEASON RBI

1. Alec Porzel (2001).....	35
2. Jeff Wagner (1997).....	34
3. Matt Bransfield (2004).....	33
Jeremy Barnes (2009).....	33
5. Paul O'Toole (2002).....	30
6. Mike Amrhein (1997).....	29
7. J.J. Brock (1998).....	28
8. Alec Porzel (2000).....	27
Andrew Bushey (2001).....	27
Brian Stavisky (2001).....	27
Jeremy Barnes (2006).....	27

CAREER HOME RUNS

1. Jeff Wagner (1996-99).....	24
2. Alec Porzel (1998-2001).....	20
3. Brant Ust (1997-99).....	19
4. Paul O'Toole (1999-2002).....	15
5. Jeremy Barnes (2006-09).....	15
6. Brian Stavisky (2000-02).....	13
7. Mike Amrhein (1996-97).....	12
8. Jeff Felker (1997-2000).....	12
9. Ryan Connolly (2007-10).....	11
10. J.J. Brock (1996-98).....	10

SEASON HOME RUNS

1. Jeff Wagner (1997).....	10
2. Brant Ust (1998).....	8
Jeremy Barnes (2009).....	8
4. Mike Amrhein (1997).....	7
J.J. Brock (1998).....	7
Brian Stavisky (2000).....	7
Paul O'Toole (2002).....	7
Matt Macri (2004).....	7
Craig Cooper (2006).....	7
A.J. Pollock (2009).....	7
Ryan Connolly (2010).....	7
Trey Mancini (2011).....	7

CAREER STOLEN BASES

1. Steve Stanley (1999-2002).....	45
2. Steve Sollmann (2001-04).....	33
3. Paul O'Toole (1999-2002).....	30
A.J. Pollock (2007-09).....	20
5. Craig Cooper (2003-06).....	18
6. Cody Rizzo (2003-06).....	16
7. Alec Porzel (1998-2001).....	13
Scott Sollman (1996).....	13

SEASON STOLEN BASES

1. Scott Sollmann (1996).....	13
2. Steve Stanley (1999).....	12
Steve Stanley (2001).....	12
A.J. Pollock (2008).....	12
5. Steve Stanley (2002).....	11
Steve Sollmann (2003).....	11
Steve Sollmann (2004).....	11

CAREER TRIPLES

1. J.J. Brock (1996-98).....	7
Steve Stanley (1999-2002).....	7
Brian Stavisky (2000-02).....	7

SEASON TRIPLES

1. Steve Stanley (2001).....	5
2. J.J. Brock (1997).....	4
Ken Meyer (2000).....	4
Brennan Grogan (2003).....	4

CAREER DOUBLES

1. Alec Porzel (1998-2001).....	33
2. Jeff Felker (1997-2000).....	26
3. Andrew Bushey (1999-2002).....	24
4. Steve Stanley (1999-2002).....	22
5. Paul O'Toole (1999-2002).....	21
Jeremy Barnes (2006-09).....	21
A.J. Pollock (2007-09).....	21
8. Steve Sollmann (2001-04).....	20
9. Brant Ust (1997-99).....	19
10. Brian Stavisky (2000-02).....	18
Matt Edwards (2002-05).....	18
Craig Cooper (2003-06).....	18

BIG EAST SEASON DOUBLES

1. Alec Porzel (2001).....	13
2. Alec Porzel (2000).....	11
3. Andrew Bushey (2001).....	10
4. Jeff Felker (1999).....	9
Dan Leatherman (1998).....	9
Brant Ust (1998).....	9
Ken Meyer (2000).....	9
Andrew Bushey (2002).....	9
Steve Sollmann (2003).....	9
Mike Dury (2007).....	9

CAREER RUNS SCORED

1. Steve Stanley (1999-2002).....	110
2. Brett Lilley (2005-08).....	99
3. Steve Sollmann (2001-04).....	83
Craig Cooper (2003-06).....	83
5. Alec Porzel (1998-2001).....	79
Paul O'Toole (1999-2002).....	79
A.J. Pollock (2007-09).....	77
8. Jeremy Barnes (2006-09).....	76
9. Cody Rizzo (2003-06).....	73
10. Brant Ust (1997-99).....	70

SEASON RUNS SCORED

1. Craig Cooper (2006).....	43
2. Steve Stanley (2001).....	38
A.J. Pollock (2009).....	38
4. Matt Macri (2004).....	36
5. Brett Lilley (2008).....	31
6. Steve Stanley (2002).....	30
7. Mike Amrhein (1997).....	28
8. Jeff Wagner (1997).....	27
9. Brant Ust (1997).....	26
Alec Porzel (2001).....	26
Steve Sollmann (2001).....	26
Steve Sollmann (2003).....	26

YEARLY BIG EAST TEAM STATS

Yr.	AVG	R	(per game)			
			HR	SB	SLG	OBP
'96	327	132 (6.6)	23 (1.15)	24 (1.20)	.509	.388
'97	360	189 (9.0)	36 (1.71)	11 (0.52)	.599	.423
'98	340	155 (8.2)	32 (1.68)	16 (0.84)	.581	.401
'99	321	181 (7.2)	28 (1.12)	29 (1.16)	.497	.386
'00	305	176 (7.0)	28 (1.12)	21 (0.84)	.490	.369
'01	334	208 (8.0)	19 (0.73)	41 (1.58)	.519	.407
'02	310	165 (6.3)	21 (0.81)	21 (0.81)	.457	.395
'03	277	142 (6.2)	12 (0.52)	25 (1.09)	.406	.367
'04	319	188 (7.2)	26 (1.00)	36 (1.38)	.489	.404
'05	284	137 (5.7)	14 (0.58)	28 (1.17)	.399	.377
'06	334	216 (8.0)	14 (0.52)	30 (1.11)	.444	.423
'07	261	133 (4.8)	11 (0.39)	30 (1.07)	.343	.340
'08	310	179 (6.9)	20 (0.77)	23 (0.88)	.435	.395
'09	308	178 (6.6)	34 (1.26)	19 (0.70)	.492	.379
'10	267	136 (5.0)	25 (0.93)	10 (0.37)	.395	.331
'11	248	102 (3.9)	11 (0.42)	23 (0.88)	.337	.328

Yr.	ERA	Opp AVG	(per 9IP)			
			SO	BB	SO/BB	Fld%
'96	3.91	.260	116 (6.48)	54 (3.02)	2.15	.953
'97	5.58	.310	134 (7.27)	63 (3.42)	2.13	.949
'98	3.42	.263	155 (8.56)	62 (3.42)	2.50	.970
'99	4.86	.282	199 (8.79)	82 (3.62)	2.43	.960
'00	4.52	.287	169 (7.28)	82 (3.53)	2.06	.968
'01	3.46	.243	185 (7.80)	67 (2.83)	2.76	.957
'02	3.74	.256	174 (7.23)	109 (5.33)	1.60	.964
'03	3.14	.247	173 (7.77)	68 (3.05)	2.54	.968
'04	3.51	.258	179 (7.40)	66 (2.73)	2.71	.968
'05	3.59	.271	118 (5.30)	56 (2.52)	2.11	.967
'06	3.98	.274	207 (7.64)	70 (2.53)	2.96	.974
'07	4.80	.287	206 (7.66)	93 (3.46)	2.22	.969
'08	3.60	.268	176 (6.66)	83 (3.14)	2.12	.978
'09	5.86	.306	133 (5.03)	86 (3.25)	1.55	.964
'10	7.02	.321	156 (5.92)	88 (3.34)	1.77	.974
'11	3.21	.263	168 (6.34)	66 (2.44)	2.55	.972

SEASON ERA

(minimum 1.0 IP/team gm)

1. J.P. Gagne (2003).....	1.09 (3/24.2)
2. Aaron Heilman (2001).....	1.40 (9/58.0)
3. Aaron Heilman (1998).....	1.85 (5/24.1)
4. Grant Johnson (2004).....	1.91 (8/37.2)
5. Tim Kalita (1998).....	2.03 (7/31.0)
6. Ryan Kalita (2003).....	2.09 (10/43.0)
7. David Phelps (2007).....	2.13 (19/80.1)
8. Dan Stavisky (1996).....	2.22 (6/24.1)
9. Darin Schmalz (1996).....	2.25 (10/40.0)
10. Danny Tamayo (2001).....	2.52 (17/60.2)

SEASON WINS

1. Aaron Heilman (2001).....	8-0
2. Chris Niesel (2003).....	7-0
Aaron Heilman (2000).....	7-1
Jeff Maship (2006).....	7-1
5. Danny Tamayo (2001).....	6-0
Darin Schmalz (1997).....	6-1
Aaron Heilman (1999).....	6-1
Jeff Samardzija (2006).....	6-1
Eric Maust (2008).....	6-1

SEASON STRIKEOUTS

1. David Phelps (2007).....	76
2. Jeff Maship (2006).....	70
3. Aaron Heilman (2000).....	66
4. Danny Tamayo (2001).....	59
5. Aaron Heilman (2001).....	56
6. Brian Dupra (2011).....	53
7. Brad Lidge (1998).....	52
Aaron Heilman (1999).....	52
Cole Johnson (2011).....	52
10. Chris Niesel (2003).....	49
Tim Kalita (1999).....	49

SEASON OPP. BATTING AVERAGE

(minimum 1.0 IP/team gm)

1. Aaron Heilman (2001).....	.152 (30/198)
2. Grant Johnson (2004).....	.169 (23/136)
3. Cole Johnson (2011).....	.213 (46/216)
4. J.P. Gagne (2003).....	.213 (19/89)
5. Ryan Kalita (2003).....	.214 (33/154)
6. Christian Parker (1996).....	.217 (30/138)
7. Brad Lidge (1998).....	.221 (36/163)
8. Eric Maust (2008).....	.223 (39/175)
9. Danny Tamayo (2001).....	.225 (50/222)
10. Dan Stavisky (1996).....	.226 (29/93)
Jeff Maship (2006).....	.226 (53/234)

Bold indicates current players.

GAMES PLAYED/STARTED

FR	Brian Stavisky (2000)	64 of 64
SO	Javi Sanchez (2002)	66 of 68
JR	Dan Peltier (1989)	68 of 68
SR	Pat Pesavento (1989)	68 of 68
	James Sass (1989)	68 of 68
	Steve Stanley (2002)	68 of 68

AT BATS

FR	Brian Stavisky (2000)	248
SO	Steve Stanley (2000)	235
JR	Dan Peltier (1989)	258
SR	Steve Stanley (2002)	271

BATTING AVERAGE

(min. 2.5 AB/tm gm)		
FR	Scott Sollmann (1994)	.402 (76/189)
SO	Dan Peltier (1988)	.414 (89/215)
JR	Dan Peltier (1989)	.446 (115/258)
SR	Edwin Hartwell (1993)	.447 (89/199)

HITS

FR	Brant Ust (1997)	83
SO	Scott Sollmann (1995)	93
JR	Dan Peltier (1989)	115
SR	Steve Stanley (2002)	119

SLUGGING PERCENTAGE

(min. 2.5 AB/tm gm)		
FR	Brant Ust (1997)	.623 (139/223)
SO	Brant Ust (1998)	.724 (159/219)
JR	Dan Peltier (1989)	.783 (202/258)
SR	Eric Danapilis (1993)	.726 (159/219)

ON-BASE PERCENTAGE

(min. 2.5 AB/tm gm)		
FR	Scott Sollmann (1994)	.491 (109/222)
SO	Dan Peltier (1988)	.512 (133/260)
JR	Dan Peltier (1989)	.513 (157/306)
SR	Edwin Hartwell (1993)	.549 (135/246)

RUNS BATTED IN

FR	Brant Ust (1997)	54
SO	Robbie Kent (1994)	82
JR	Dan Peltier (1989)	93
SR	Eric Danapilis (1993)	85

HOME RUNS

FR	Brian Stavisky (2000)	14
SO	Brant Ust (1998)	18
JR	Ryan Topham (1995)	18
SR	Frank Jacobs (1991)	20

TRIPLES

FR	Scott Sollmann (1994)	7
SO	Scott Sollmann (1995)	11
JR	Shaun Fitzmaurice (1964)	10
SR	George Restovich (1996)	9

DOUBLES

FR	Five players (Trey Mancini, 2011)	15
SO	Robbie Kent (1994)	24
JR	Dan Peltier (1989)	32
SR	Alec Porzel (2001)	28

RUNS SCORED

FR	Brant Ust (1997)	66
SO	Scott Sollmann (1995)	73
JR	Pat Pesavento (1988)	81
	Dan Peltier (1989)	81
SR	Pat Pesavento (1989)	88

STOLEN BASES

FR	Scott Sollmann (1994)	26
SO	Dan Bautch (1990)	29
	Steve Stanley (2000)	29
JR	Scott Sollmann (1996)	52
SR	Pat Pesavento (1989)	38

TOTAL BASES

FR	Brian Stavisky (2000)	141
SO	Brant Ust (1998)	157
JR	Dan Peltier (1989)	202
SR	Eric Danapilis (1993)	159

BASES ON BALLS

FR	Ryan Topham (1993)	51
SO	Ryan Topham (1994)	63
JR	Craig Counsell (1991)	49
SR	Pat Pesavento (1989)	61

TIMES HIT BY PITCH

FR	Brett Lilley (2005)	30
SO	Cody Rizzo (2004)	21
	Brett Lilley (2006)	21
JR	Brett Lilley (2007)	27
SR	Brett Lilley (2008)	31

SACRIFICE BUNTS

FR	Mike Coss (1988)	14
SO	David Mills (2008)	19
JR	Mike Moshier (1988)	14
SR	Scott Sollmann (1996)	14
JR	Mick Doyle (2011)	14

HARDEST TO STRIKEOUT (AB/SO)

FR	Jack Moran (1982)	18.80 (94/5)
SO	Dan Szajko (1980)	25.75 (103/4)
JR	Rick Pullano (1978)	44.00 (132/3)
SR	Dan Szajko (1982)	34.25 (137/4)

PUTOUTS

(since 1982)		
FR	Joe Thaman (18; 2001)	550
SO	Joe Thaman (18; 2002)	514
JR	Javi Sanchez (C; 2003)	395
SR	Joe Binkiewicz (18; 1992)	628

ASSISTS

(since 1982)		
FR	Brett Lilley (2005)	172
SO	Matt Macri (2003)	184
JR	Pat Pesavento (1988)	216
SR	Pat Pesavento (1989)	222

APPEARANCES

FR	Aaron Heilman (1998)	31
SO	Ryan Doherty (2004)	30
JR	Mike Coffey (1989)	37
SR	John Corbin (2000)	30

GAMES STARTED

FR	Pat Leahy (1990)	15
SO	Chris Niesel (2003)	15
	Tom Thornton (2004)	15
	David Phelps (2007)	15
JR	Brian Piotrowicz (1989)	18
SR	Tom Price (1994)	19

EARNED RUN AVERAGE

(min. 40 IP)		
FR	David Sinnes (1990)	1.05 (8/68.2)
SO	Jack Mitchell (1960)	0.71 (4/50.2)
JR	Phil Donnelly (1962)	1.27 (7/49.2)
SO	Nic Furlong (1969)	1.50 (9/54.0)

INNINGS PITCHED

FR	Grant Johnson (2002)	101.1
SO	David Phelps (2007)	110.1
JR	Chris Michalak (1992)	118.2
SR	Tom Price (1994)	140.1

WINS

FR	David Sinnes (1990)	9-2
	Grant Johnson (2002)	9-5
SO	Alan Walania (1991)	11-5
SO	Aaron Heilman (1999)	11-2
JR	Tom Price (1993)	12-2
SR	Aaron Heilman (2001)	15-0

WINNING PERCENTAGE

(min. 8 decisions)		
FR	Pat Leahy (1990)	.889 (8-1)
SO	Frank Scanlan (1908)	1.000 (10-0)
JR	Tim Kraus (1994)	1.000 (9-0)
SR	Aaron Heilman (2001)	1.000 (15-0)

OPPONENT BATTING AVERAGE

(since 1991/min. 40 IP)		
FR	Aaron Heilman (1998)	.198 (46/232)
SO	Wade Korpi (2006)	.204 (55/270)
JR	David Sinnes (1992)	.163 (33/202)
SR	Aaron Heilman (2001)	.173 (70/404)

SAVES

(since 1976)		
FR	Kyle Weiland (2006)	16
SO	Ryan Doherty (2004)	12
JR	John Corbin (1999)	9
SR	J.P. Gagne (2003)	13

STRIKEOUTS

FR	Grant Johnson (2002)	86
SO	Aaron Heilman (1999)	118
JR	Aaron Heilman (2000)	118
SR	Aaron Heilman (2001)	111

Team Offensive Statistics

Yr.	Avg.	AB	R	R/gm	H	H/gm	2B	3B	HR	HR/gm	AB/HR	RBI	Slug%	BB	HP	SO	BB/SO	AB/SO	OB%	SF/SH	SB-Att	SB%	
'11	.239	1736	195	3.68	415	7.83	81	7	18	0.34	96.4	172	.325	175	22	303	0.58	5.73	.315	12/72	46-78	.590	
'10	.276	1874	293	5.43	517	9.57	87	9	39	0.72	48.1	266	.394	181	45	343	0.53	5.46	.349	30/38	29-40	.725	
'09	.309	2024	399	6.76	625	10.59	95	24	51	0.86	39.7	371	.455	243	54	346	0.70	5.85	.392	33/37	58-82	.707	
'08	.309	1909	375	6.82	589	10.71	108	17	41	0.75	46.6	344	.447	223	59	289	0.77	6.61	.392	32/69	59-76	.776	
'07	.274	1831	307	5.48	502	8.96	78	14	24	0.43	76.3	266	.372	220	57	324	0.68	5.65	.365	25/51	59-77	.766	
'06	.313	2176	432	6.86	681	10.81	119	18	33	0.52	65.9	397	.430	247	100	281	0.88	7.74	.403	28/65	62-99	.626	
'05	.295	2102	423	6.71	620	9.84	104	11	43	0.68	48.9	375	.416	227	130	342	0.66	6.15	.393	28/50	69-100	.690	
'04	.309	2142	491	7.79	661	10.49	120	19	69	1.10	31.0	443	.479	275	106	358	0.77	5.98	.407	39/38	69-101	.683	
'03	.309	2149	493	6.87	664	10.54	115	26	31	0.49	69.3	383	.430	204	74	339	0.60	6.34	.384	26/54	84-118	.712	
'02	.321	2289	492	7.24	734	10.79	125	25	53	0.78	43.2	438	.467	253	55	326	0.78	7.02	.395	41/66	63-92	.685	
'01	.322	2114	425	6.75	680	10.79	141	25	41	0.67	50.3	384	.470	226	35	269	0.84	7.86	.391	33/28	92-136	.677	
'00	.299	2147	422	6.59	642	10.03	131	21	50	0.78	42.9	371	.449	183	37	275	0.67	7.81	.359	35/26	76-113	.673	
'99	.307	2010	411	6.74	617	10.11	113	16	70	1.15	28.7	366	.484	193	40	316	0.61	6.36	.374	28/18	84-112	.750	
'98	.304	1945	392	6.76	592	10.21	125	19	73	1.26	26.6	365	.501	201	25	333	0.60	5.84	.372	27/31	61-97	.629	
'97	.334	2037	465	7.75	681	11.35	127	36	66	1.10	34.0	427	.529	221	43	319	0.69	6.38	.406	24/39	51-78	.654	
'96	.315	2014	429	6.92	634	10.23	111	29	58	0.94	34.7	379	.485	231	33	352	0.66	5.72	.389	31/28	97-132	.735	
'95	.316	2037	456	7.48	644	10.56	104	34	60	0.98	34.0	416	.489	244	69	387	0.63	5.26	.403	22/41	57-93	.613	
'94	.323	2034	511	8.24	656	10.58	109	41	39	0.63	52.2	466	.474	342	36	316	1.08	6.44	.422	38/16	124-163	.761	
'93	.334	1960	550	8.87	655	10.56	125	23	64	1.03	30.6	485	.519	389	75	335	1.16	5.85	.457	26/46	127-177	.718	
'92	.301	1958	450	7.14	590	9.37	109	18	45	0.71	43.5	391	.444	342	58	359	0.95	5.45	.416	23/44	119-154	.773	
'91	.305	1893	448	7.34	577	9.46	106	14	62	1.02	30.5	385	.474	323	43	340	0.95	5.57	.413	22/48	91-131	.695	
'90	.291	1766	391	6.74	514	8.86	105	4	49	0.84	36.6	348	.438	338	52	299	1.13	5.91	.417	13/54	117-161	.727	
'89	.334	2147	528	7.76	718	10.56	112	14	36	0.53	59.6	463	.450	391	38	272	1.44	7.89	.443	14/57	119-163	.730	
'88	.307	1828	444	7.28	561	9.20	106	11	40	0.66	45.7	372	.443	326	50	300	1.09	6.09	.421	20/56	117-176	.665	
'87	.268	1354	202	4.59	363	8.25	51	8	21	0.48	64.5	177	.364	144	19	239	0.60	5.67	.343	15/19	47-55	.855	
'86	.315	1618	342	6.84	509	10.18	81	18	35	0.70	46.2	294	.452	182	17	267	0.68	6.06	.385	21/15	53-70	.757	
'85	.296	1613	326	5.93	477	8.67	65	16	28	0.51	57.6	281	.408	236	18	238	0.99	6.78	.386	28/42	58-74	.784	
'84	.295	1252	283	5.90	399	8.31	61	5	21	0.44	59.6	243	.426	237	13	200	1.19	6.26	.428	15/36	38-56	.679	
'83	.243	1226	193	4.11	298	6.34	42	12	16	0.34	76.6	166	.336	200	11	234	0.86	5.24	.351	14/40	28-40	.700	
'82	.277	1145	249	5.79	322	7.49	36	10	15	0.35	76.3	210	.369	213	15	126	1.69	9.09	.395	18/17	71-90	.789	
'81	.320	1135	248	6.20	363	9.08	53	10	25	0.63	45.4	220	.450	178	17	147	1.21	7.72	.415	14/36	45-64	.703	
'80	.332	1018	262	7.08	338	9.14	47	20	13	0.35	78.3	229	.456	196	10	83	2.36	12.27	.440	12/38	21-26	.808	
'79	.293	918	168	5.09	269	8.15	40	11	4	0.12	229.5	136	.374	142	16	111	1.28	8.27	.394	8/35	24-38	.632	
'78	.232	1028	130	3.42	239	6.29	27	8	9	0.24	114.2	113	.301	113	9	135	0.84	7.61	.312	6/17	31-47	.660	
'77	.275	1156	190	4.42	318	7.40	49	16	16	0.37	72.3	174	.387	—	—	—	—	—	—	7/18	28—	—	
'76	.288	1123	190	4.75	323	8.08	32	11	14	0.35	80.2	160	.373	—	—	—	—	—	—	—	26	39—	—
'75	.264	851	142	4.58	225	7.26	32	13	9	0.29	94.6	122	.364	135	—	126	1.07	6.75	—	9/14	15-18	.833	
'74	.279	1178	186	4.77	329	8.44	38	22	12	0.31	98.2	159	.379	—	—	—	—	—	—	7/10	27—	—	
'73	.277	1067	140	3.78	295	7.97	23	15	9	0.24	118.6	127	.351	124	10	186	0.67	5.74	—	7/15	—	—	
'72	.268	915	148	4.93	244	8.13	42	6	17	0.57	53.8	126	.381	131	—	176	0.74	5.20	—	—	—	—	
'71	.268	1017	138	4.31	274	8.56	41	3	12	0.38	84.8	132	.351	129	—	182	0.71	5.59	—	—	—	—	
'70	.264	996	148	4.77	263	8.48	31	15	13	0.42	76.6	135	.364	119	—	197	0.60	5.06	—	—	18—	—	
'69	.249	823	124	5.17	205	8.54	15	11	10	0.42	82.3	116	.330	94	—	140	0.67	5.88	—	—	11—	—	
'68	.285	817	129	5.61	233	10.13	32	11	9	0.39	90.8	107	.384	—	—	—	—	—	—	—	8—	—	
'67	.268	865	141	5.42	232	8.92	33	12	11	0.42	78.6	—	.372	—	—	—	—	—	—	—	—	—	
'66	.256	856	141	5.42	219	8.42	39	9	15	0.58	57.1	114	.375	—	—	—	—	—	—	—	—	—	
'65	.261	1217	191	5.46	318	9.09	46	18	14	0.40	86.9	157	.363	—	—	—	—	—	—	—	—	—	
'64	.260	958	173	5.97	249	8.59	31	18	29	0.83	33.0	149	.421	—	—	—	—	—	—	—	—	—	
'63	.293	1065	211	7.03	312	10.40	45	23	14	0.47	76.1	170	.418	—	—	—	—	—	—	—	—	—	
'62	.295	600	131	7.71	177	10.41	25	15	14	0.82	42.9	114	.457	—	—	—	—	—	—	—	—	—	
'61	.242	1003	148	5.10	243	8.38	23	14	15	0.52	66.9	131	.338	—	—	—	—	—	—	—	—	—	
'60	.283	882	200	7.69	250	9.62	34	6	21	0.81	42.0	162	.407	—	—	—	—	—	—	—	—	—	
'59	.278	785	163	7.09	218	9.48	39	11	8	0.35	98.1	122	.386	—	—	—	—	—	—	—	—	—	
'58	.301	907	231	9.24	273	10.92	38	15	20	0.80	45.4	196	.442	—	—	—	—	—	—	—	—	—	
'57	.287	893	179	6.88	256	9.85	37	15	12	0.46	74.4	154	.402	—	—	—	—	—	—	—	—	—	
'56	.249	643	90	4.74	162	8.53	20	4	5	0.26	128.6	87	.319	—	—	—	—	—	—	—	—	—	
'55	.271	632	93	5.47	169	9.94	38	3	8	0.47	79.0	80	.375	—	—	—	—	—	—	—	—	—	
'54	.264	855	119	4.76	226	9.04	25	8	9	0.36	95.0	101	.344	—	—	—	—	—	—	—	—	—	
'53	.267																						

Year-by-Year Team Stats

Team Pitching and Defensive Statistics

Yr.	W-L-T	Pct.	IP	CG/ShO	SV	ERA	Opp Avg	K	BB	SO/BB	SO/9 IP	BB/9 IP	HR	HR/gm	WP	HB	BK	FLD (TC-E-DP)
'11	23-29-1	.443	481.2	1/7	12	3.42	.266	368	143	2.57	6.88	2.67	22	0.42	20	33	4	.972 (2,075-59-39)
'10	22-32	.407	476.1	0/1	10	5.95	.299	334	193	1.73	6.31	3.65	45	0.83	31	49	6	.966 (2,119-73-43)
'09	38-24-1	.610	519.0	7/2	12	5.36	.286	328	220	1.49	5.69	3.82	42	0.71	38	56	9	.966 (2,306-79-50)
'08	33-21-1	.609	493.2	1/6	8	4.38	.272	392	187	2.10	7.15	3.41	39	0.71	38	49	10	.973 (2,115-58-65)
'07	28-28-0	.500	487.0	5/3	8	3.97	.267	396	192	2.11	7.35	3.49	20	0.36	45	61	5	.962 (2,159-82-36)
'06	45-17-1	.722	572.0	3/5	18	3.52	.249	504	171	2.95	7.93	2.69	18	0.29	24	51	7	.972 (2,491-69-56)
'05	38-24-1	.611	557.1	10/3	13	4.41	.290	342	204	1.68	5.52	3.29	31	0.49	25	74	9	.960 (2,444-97-67)
'04	51-12-0	.836	554.2	3/6	15	3.36	.248	436	162	2.69	7.08	2.63	36	0.57	29	59	4	.967 (2,452-80-59)
'03	45-18-0	.714	534.0	4/2	18	3.53	.250	479	216	2.22	8.07	3.64	28	0.44	45	38	3	.970 (2,429-73-57)
'02	50-18-0	.735	584.1	3/2	18	3.57	.255	483	231	2.09	7.44	3.56	31	0.46	36	49	5	.961 (2,544-100-66)
'01	49-13-1	.786	547.2	21/7	8	3.22	.246	420	151	2.78	6.90	2.48	22	0.35	31	40	3	.964 (2,435-88-40)
'00	46-18-0	.719	545.0	10/5	15	3.93	.276	454	182	2.49	7.50	3.01	33	0.52	41	41	2	.965 (2,413-85-57)
'99	43-18-0	.705	513.2	8/2	15	5.15	.280	478	219	2.18	8.38	3.84	55	0.90	61	39	3	.954 (2,294-106-41)
'98	41-17-0	.707	501.1	6/3	10	4.02	.267	456	204	2.24	8.19	3.66	36	0.62	40	52	3	.962 (2,245-86-60)
'97	41-19-0	.683	504.2	10/3	11	4.51	.267	399	231	1.72	7.12	4.12	24	0.40	38	42	9	.942 (2,293-132-53)
'96	44-18-0	.710	512.0	12/9	11	3.87	.257	365	213	1.71	6.42	3.74	35	0.57	37	31	3	.953 (2,308-108-45)
'95	40-21-0	.656	510.2	13/3	9	4.53	.272	320	192	1.67	5.64	3.38	44	0.72	44	36	3	.960 (2,165-87-43)
'94	46-16-0	.742	513.0	17/6	14	3.25	.252	335	161	2.08	5.88	2.82	32	0.52	37	51	3	.955 (2,326-104-43)
'93	46-16-0	.742	502.2	21/7	11	4.57	.261	392	188	2.09	7.02	3.37	53	0.85	24	32	3	.961 (2,304-90-41)
'92	48-15-0	.762	512.0	25/10	10	3.06	.239	369	165	2.24	6.49	2.90	32	0.51	34	22	1	.965 (2,364-83-51)
'91	45-16-0	.738	491.0	13/9	14	4.01	.254	345	203	1.70	6.32	3.72	23	0.38	42	22	4	.961 (2,216-86-40)
'90	46-12-0	.793	474.1	7/5	12	3.00	.246	354	195	1.82	6.72	3.70	15	0.26	30	31	7	.953 (1,894-89-51)
'89	48-19-1	.713	543.0	14/12	12	4.13	.286	308	219	1.41	5.10	3.63	28	0.41	33	28	2	.950 (2,504-126-58)
'88	39-22-0	.639	461.0	17/3	6	5.43	.292	243	160	1.52	4.74	3.12	47	0.77	29	48	6	.961 (2,155-84-52)
'87	15-29-0	.341	335.2	14/0	4	4.75	.289	154	168	0.92	4.13	4.50	22	0.50	28	10	0	.953 (1,579-74-29)
'86	22-28-0	.440	376.0	10/3	9	6.25	.310	176	202	0.87	4.21	4.84	38	0.76	31	18		.946 (1,679-90-40)
'85	26-27-2	.491	397.2	15/3	4	6.16	.291	215	208	1.03	4.87	4.71	46	0.84	32	22		.954 (1,672-80-22)
'84	24-24-0	.500	331.0	24/3	3	4.95	.276	167	174	0.96	4.54	4.73	31	0.65	35	10		.943 (1,535-87-32)
'83	19-28-0	.404	326.0	17/1	4	4.80	.293	228	181	1.26	6.29	5.00	30	0.64	25	9		.943 (1,482-85-29)
'82	28-15-0	.651	307.0	23/6	4	3.81	.255	190	162	1.17	5.57	4.75	13	0.30	20	7		.965 (1,353-48-21)
'81	23-16-1	.588	280.2	18/3	3	5.48	.286	188	140	1.34	6.03	4.49	36	0.90	19	13		— (-51-21)
'80	29-8-0	.784	256.0	10/2	5	4.50	.259	167	136	1.23	5.87	4.78	25	0.68	18	7		— (-61-25)
'79	14-19-0	.424	234.0	10/2	1	5.54	.299	146	122	1.20	5.62	4.70	21	0.64	15	4		— (-76-16)
'78	12-25-1	.329	273.2	16/1	1	4.38	.271	147	157	0.94	4.83	5.16	15	0.39	19	8		— (-93-19)
'77	17-26-0	.395	292.2	19/4		6.15	.286	204	194	1.05	6.27	5.97	16	0.37		13		— (-91-)
'76	16-24-0	.400	278.0	/3		4.66	.286	193	147	1.31	6.25	4.76	11	0.28				— (-92-15)
'75	17-14-0	.548	213.0	21/2		2.83	.227	151	113	1.34	6.38	4.77	5	0.16		10		— (-45-21)
'74	18-21-0	.462	295.0	/1		4.52	.279	166	126	1.32	5.06	3.84	19	0.49				— (-64-40)
'73	15-22-0	.405	261.0	24/5		4.14	.278	169	147	1.15	5.83	5.07	10	0.27		11		— (-65-25)
'72	14-16-0	.467	211.0	11/5		5.46	.291	138	109	1.27	5.89	4.65	19	0.63				.942 (955-55-22)
'71	11-21-0	.344	249.1	12/2		4.26	.271	144	121	1.19	5.20	4.37	26	0.81				— (-68-26)
'70	17-14-0	.548	255.0	18/3		3.28	.249	147	96	1.53	5.19	3.39	19	0.61				.951 (1,056-52-29)
'69	14-10-0	.583	213.2	10/5		2.95	.256	173	91	1.90	7.30	3.84	12	0.50				.951 (977-48-27)
'68	13-10-0	.565	202.0	/1		3.87	.275	186	83	2.24	8.29	3.70	9	0.39				— (-54-)
'67	17-8-1	.673	218.0	/1		3.39	.216	189	96	1.97	7.80	3.96	11	0.42				
'66	12-14	.462	214.1	/2		3.99	.256	163	104	1.57	6.85	4.37	10	0.39				
'65	18-17	.514	303.0	/3		3.30	.214	256	148	1.73	7.60	4.40	16	0.46				
'64	16-12-1	.569	246.1	/1		4.24	.241	189	129	1.47	6.91	4.71	8	0.28				
'63	19-11	.633	254.0	/1		3.12	.214	245	102	2.40	8.68	3.61	7	0.23				
'62	11-6	.647	146.0	/1		3.51	.247	121	67	1.81	7.46	4.13	8	0.47				
'61	12-17	.414	260.0	/2		3.74		203	135	1.50	7.03	4.67						
'60	19-7	.731	221.1	/4		2.60	.204	183	106	1.73	7.44	4.31	7	0.27				
'59	17-6	.739	198.0	/2		2.91		154	79	1.95	7.00	3.59						
'58	17-8	.680	215.2	/4		3.42		237	129	1.84	9.89	5.38						
'57	16-10	.615	225.0	/3		2.60		193	117	1.65	7.72	4.68						
'56	10-9	.526	163.7	/1				125			6.87							
'55	7-10	.412	154.3	/2				146	94	1.55	8.51	5.48						
'54	12-13	.480	221.7	/0				107	118	0.91	4.34	4.79						
'53	16-7-1	.688	214.0	/1			.239	135	103	1.31	5.68	4.33						
'52	13-12	.520	223.0	/0				150	107	1.40	6.05	4.32						
'51	11-14	.440		/2														
'50	8-14	.364	192.0	/0				101	119	0.85	4.73	5.58						
'49	20-8	.714		/3														
'48	11-12	.478		/3														

BATTING AVERAGE

1.	.334 (718/2147).....	1989
2.	.334 (681/2037).....	1997
3.	.334 (655/1960).....	1993
4.	.332 (338/1018).....	1980
5.	.323 (656/2034).....	1994

RUNS PER GAME

1.	9.24 (231/25).....	1958
2.	8.87 (550/62).....	1993
3.	8.24 (511/62).....	1994
4.	7.79 (491/63).....	2004
5.	7.76 (528/68).....	1989

HITS PER GAME

1.	11.35 (681/60).....	1997
2.	10.92 (273/25).....	1958
3.	10.81 (681/63).....	2006
4.	10.79 (734/68).....	2002
5.	10.79 (680/63).....	2001

DOUBLES

1.	141.....	2001
2.	131.....	2000
3.	127.....	1997
4.	125.....	1993, '98, '02

TRIPLES

1.	41.....	1994
2.	36.....	1997
3.	34.....	1995
4.	29.....	1996
5.	26.....	2003

HOME RUNS

1.	73.....	1998
2.	70.....	1999
3.	69.....	2004
4.	66.....	1997
5.	64.....	1993

HOME RUNS PER GAME

1.	1.26 (73/58).....	1998
2.	1.15 (70/61).....	1999
3.	1.10 (66/60).....	1997
4.	1.10 (69/63).....	2004

AT BATS PER HOME RUN

1.	26.64 (1945/73).....	1998
2.	28.71 (2010/70).....	1999
3.	30.53 (1893/62).....	1991
4.	30.63 (1960/64).....	1993

SLUGGING PERCENTAGE

1.	.529 (1078/2037).....	1997
2.	.519 (1018/1960).....	1993
3.	.501 (974/1945).....	1998
4.	.489 (996/2037).....	1995
5.	.485 (977/2014).....	1996

BASES ON BALLS

(since 1969)		
1.	391.....	1989
2.	389.....	1993
3.	342.....	1992, '94
5.	338.....	1990

TIMES HIT BY PITCH

(since 1978)		
1.	130 (NCAA record).....	2005
2.	126.....	2004
3.	110.....	2006
4.	75.....	1993
5.	74.....	2003

BATTERS' BB-TO-SO RATIO

(since 1969)		
1.	2.36 (196/83).....	1980
2.	1.69 (213/126).....	1982
3.	1.44 (391/272).....	1989
4.	1.28 (142/111).....	1979
5.	1.21 (178/147).....	1981

AT BATS PER STRIKEOUT

(since 1969)		
1.	12.27 (1018/83).....	1980
2.	9.09 (1145/126).....	1982
3.	8.27 (918/111).....	1979
4.	7.89 (2147/272).....	1989
5.	7.86 (2114/269).....	2001

ON-BASE PERCENTAGE

(since 1978)		
1.	.457 (1119/2450).....	1993
2.	.443 (1147/2590).....	1989
3.	.440 (544/1236).....	1980
4.	.428 (649/1517).....	1984
5.	.422 (1034/2450).....	1994

SACRIFICE FLIES

(since 1975)		
1.	41.....	2002
2.	39.....	2004
3.	38.....	1994
4.	35.....	2000
5.	33.....	2001
	33.....	2009

SACRIFICE BUNTS

(since 1975)		
1.	72.....	2011
2.	69.....	2008
3.	66.....	2002
4.	65.....	2006
5.	57.....	1989

TOTAL SACRIFICES

(since 1975)		
1.	107.....	2002
2.	101.....	2008
3.	93.....	2006
4.	84.....	2011
5.	80.....	2003

STOLEN BASES

1.	127.....	1993
2.	124.....	1994
3.	119.....	1989, '92
5.	117.....	1988, '90

STOLEN BASE PERCENTAGE

(since 1975)		
1.	.855 (47-55).....	1987
2.	.833 (15-18).....	1975
3.	.808 (21-26).....	1980
4.	.789 (71-90).....	1982
5.	.784 (58-74).....	1985

INNINGS PITCHED

1.	584.1.....	2002
2.	572.0.....	2006
3.	557.1.....	2005
4.	554.2.....	2004
5.	554.0.....	2003

WINS

1.	51.....	2004
2.	50.....	2002
3.	49.....	2001
4.	48.....	1989, '92

REGULAR-SEASON WINS

1.	46.....	2004
2.	45.....	2001
3.	44.....	1990
4.	41.....	1989, '91, '92, '99, '02, '06

REG.-SEASON WIN PCT.

(min. 30 GP)		
1.	.827 (45-9-1).....	2001
2.	.821 (46-10).....	2004
3.	.815 (44-10).....	1990
4.	.784 (29-8).....	1980
5.	.759 (41-13).....	1992

COMPLETE GAMES

(since 1969)		
1.	25.....	1992
2.	24.....	1984
	24.....	1973
4.	23.....	1982
5.	21.....	1975, '93, '01

SHUTOUTS

1.	12.....	1996
	12.....	1989
3.	10.....	1992
4.	9.....	1991
5.	8.....	2001

Team Bests

SAVES

(since 1976)		
1.	18	2006
	18	2003
	18	2002
4.	15	2004
	15	2000
	15	1999

EARNED RUN AVERAGE

(since 1957)		
1.	2.60 (65/225.0)	1957
	2.60 (64/221.1)	1960
3.	2.83 (67/213.0)	1975
4.	2.91 (64/198.0)	1959
5.	2.95 (70/213.2)	1969

EARNED RUN AVERAGE

(since 1971)		
1.	2.83 (67/213.0)	1975
	3.00 (158/474.1)	1990
3.	3.06 (174/512.0)	1992
4.	3.22 (196/547.2)	2001
5.	3.25 (185/513.0)	1994

OPP. BATTING AVERAGE

(since 1957)		
1.	.204 (175/859)	1960
	.214 (205/959)	1963
3.	.214 (244/1139)	1965
4.	.216 (178/824)	1967
5.	.227 (178/783)	1975

OPP. BATTING AVERAGE

(since 1971)		
1.	.227 (178/783)	1975
2.	.239 (466/1952)	1992
3.	.246 (506/2061)	2001
4.	.246 (437/1776)	1990
5.	.248 (520/2101)	2004

STRIKEOUTS THROWN

1.	504	2006
2.	483	2002
3.	479	2003
4.	478	1999
5.	456	1998

PITCHERS' SO-BB RATIO

1.	2.95 (504/171)	2006
2.	2.78 (420/151)	2001
3.	2.69 (436/162)	2004
4.	2.57 (368/143)	2011
5.	2.49 (454/182)	2000

STRIKEOUTS THROWN PER 9 IP

1.	9.89 (237/215.2)	1958
2.	8.68 (245/254.0)	1963
3.	8.51 (146/154.1)	1955
4.	8.38 (478/513.2)	1999
5.	8.29 (186/202.0)	1968

WALKS ALLOWED PER 9 IP

1.	2.48 (151/547.2)	2001
2.	2.63 (162/554.2)	2004
3.	2.67 (143/481.2)	2011
4.	2.82 (161/513.0)	1994
5.	2.90 (165/512.0)	1992

FEWEST HR ALLOWED/GAME

1.	0.16 (5/31)	1975
2.	0.23 (7/30)	1963
3.	0.26 (15/58)	1990
4.	0.27 (7/26)	1960
5.	0.27 (10/37)	1973

FEWEST WP ALLOWED/GAME

(since 1969)		
1.	0.38 (20/53)	2011
2.	0.39 (24/62)	1993
3.	0.45 (15/33)	1979
4.	0.46 (29/63)	2004
5.	0.47 (20/43)	1982

FEWEST HBP ALLOWED/GAME

(since 1973)		
1.	0.12 (4/33)	1979
2.	0.14 (5/35)	1974
3.	0.16 (7/43)	1982
4.	0.19 (7/37)	1980
5.	0.19 (9/47)	1983

FIELDING PERCENTAGE

(since 1982)		
1.	.973 (2057/2115)	2008
2.	.9723 (2422/2491)	2006
3.	.9716 (2016/2075)	2011
4.	.970 (2356/2429)	2003
5.	.967 (2372/2452)	2004

DOUBLE PLAYS

(since 1969)		
1.	67	2005
2.	66	2002
3.	65	2008
4.	60	1998
5.	59	2004

WINNING PERCENTAGE

(min. 20 GP)		
1.	.952 (20-1)	1908
2.	.913 (21-2)	1907
3.	.864 (19-3)	1910
4.	.826 (19-4)	1922
5.	.810 (51-12)	2004

SINGLE-SEASON WIN STREAKS

23 games.	March 26-April 25, 2006
18 games.	April 7-28, 1991
17 games.	March 24 - April 14, 2003
17 games.	April 20 - May 21, 1907
16 games.	April 11 - May 4, 2002
16 games.	April 4-25, 2001
16 games.	April 24 - May 20, 1988

WIN STREAK (TWO SEASONS)

21 games.	May 31, 1906 - May 21, 1907
-----------	-----------------------------

SCORING STREAKS

Scoring Streaks	
231 games.	2/26/99 - 5/4/02
215 games.	5/11/02 - 5/3/06
133 games.	2/24/95 - 3/9/97
121 games.	4/23/30 - 5/26/37
103 games.	5/25/07 - 5/17/12

BEST UNDEFEATED STARTS

Best Undeclared Starts	
17-0	1907
13-0	1908
9-0	1960
8-0	1909, '13
7-0	1901, '22, '36

BEST 10-20-30-40 GAME STARTS

10-0	1907, '08
19-1	1907, '08, '10
26-4	2004
34-5-1	2001

QUICKEST TO 20-30-40 WINS

Quickest to 20-30-40 Wins	
20-1	1908
30-5	2004
30-5-1	2001
40-6-1	2001


ONE-LOSS STREAKS

One-Loss Streaks	
25-1*	March 25 - April 29, 2006
23-1	March 26 - April 23, 1998

GAMES OVER .500

Games Over .500	
+40 (51-11)	June 5, 2004
+36 (43-7-1)	May 5, 2001
+35 (45-10)	May 17, 1990
+34 (48-14)	May 25, 1992
+33 (49-16)	June 10, 2002

* Streak was 27-1-1 from 3/25 to 5/5/06



2011 NOTRE DAME in the MLB

John Axford
Milwaukee Brewers

Craig Counsell
Milwaukee Brewers

Aaron Heilman
Arizona Diamondbacks

Brad Lidge
Philadelphia Phillies

Jeff Manship
Minnesota Twins

Jeff Samardzija
Chicago Cubs

Kyle Weiland
Boston Red Sox




Total Players in MLB History

1. Notre Dame (58)
2. Villanova (48)
3. Georgetown (34)
4. Seton Hall (28)
5. West Virginia (25)
6. Cincinnati (19)
7. Rutgers (19)
8. Pittsburgh (16)
9. St. John's (15)
10. Connecticut (11)
11. USF (11)
12. Louisville (3)

Total Players in MLB in 2011

1. Notre Dame (7)
2. Cincinnati (3)
3. Louisville (2)
4. Rutgers (2)
5. St. John's (2)
6. Seton Hall (1)
7. USF (1)
8. West Virginia (1)
9. Connecticut (0)
10. Georgetown (0)
11. Pittsburgh (0)
12. Villanova (0)



STEVE SABATINO
Senior • LHP




JOE SPANO
Senior • LHP



ALEX ROBINSON
Senior • OF



RYAN RICHTER
Senior • LHP



2012 NOTRE DAME SCHEDULE

FEBRUARY

17	Fri.	Illinois (Walter Fuller Complex)!	St. Petersburg, Fla.	1:00pm
18	Sat.	Iowa (Jack Russell Memorial Stadium)!	Clearwater, Fla.	10:00am
19	Sun.	Purdue (Al Lang Stadium)!	St. Petersburg, Fla.	10:00am
25	Sat.	Hofstra (USA Baseball National Training Complex)	Cary, N.C.	12:05pm
25	Sat.	Hofstra (USA Baseball National Training Complex)	Cary, N.C.	3:00pm
26	Sun.	Hofstra (USA Baseball National Training Complex)	Cary, N.C.	12:05pm

MARCH

2	Fri.	Texas State (Bobcat Baseball Stadium)	San Marcos, Texas	6:30pm
3	Sat.	Texas State (Bobcat Baseball Stadium)	San Marcos, Texas	6:30pm
4	Sun.	Texas State (Bobcat Baseball Stadium)	San Marcos, Texas	1:00pm
10	Sat.	Michigan (Alex Box Stadium)@	Baton Rouge, La.	1:00pm
11	Sun.	Michigan (Alex Box Stadium)@	Baton Rouge, La.	10:30am
11	Sun.	LSU (Alex Box Stadium)@	Baton Rouge, La.	3:00pm
12	Mon.	LSU (Alex Box Stadium)@	Baton Rouge, La.	6:30pm
14	Wed.	at Texas - San Antonio (Wolff Stadium)	San Antonio, Texas	6:05pm
15	Thur.	Houston Baptist (Wolff Stadium)#	San Antonio, Texas	4:05pm
16	Fri.	Kansas (Wolff Stadium)#	San Antonio, Texas	12:05pm
17	Sat.	Indiana State (Wolff Stadium)#	San Antonio, Texas	12:05pm
18	Sun.	TBA (Wolff Stadium)#	San Antonio, Texas	11:00am
20	Tues.	Eastern Michigan (Frank Eck Stadium)	Notre Dame, Ind.	5:35pm
21	Wed.	IPFW (Frank Eck Stadium)	Notre Dame, Ind.	5:35pm
23	Fri.	Pittsburgh (Frank Eck Stadium)*	Notre Dame, Ind.	5:35pm
24	Sat.	Pittsburgh (Frank Eck Stadium)*	Notre Dame, Ind.	2:05pm
25	Sun.	Pittsburgh (Frank Eck Stadium)*	Notre Dame, Ind.	1:05pm
27	Tues.	UIC (Les Miller Field)	Chicago, Ill.	6:05pm
30	Fri.	USF (USF Baseball Stadium)*	Tampa, Fla.	7:00pm
31	Sat.	USF (USF Baseball Stadium)*	Tampa, Fla.	6:00pm

APRIL

1	Sun.	USF (USF Baseball Stadium)*	Tampa, Fla.	1:00pm
3	Tues.	Toledo (Frank Eck Stadium)	Notre Dame, Ind.	5:35pm
5	Thur.	Seton Hall-DH (Owen T. Carroll Field)*	South Orange, N.J.	1:00pm
7	Sat.	Seton Hall (Owen T. Carroll Field)*	South Orange, N.J.	1:00pm
10	Tues.	Michigan State (McLane Baseball Stadium)	East Lansing, Mich.	3:05pm
11	Wed.	Western Michigan (Frank Eck Stadium)	Notre Dame, Ind.	5:35pm
13	Fri.	Cincinnati (Frank Eck Stadium)*	Notre Dame, Ind.	5:35pm
14	Sat.	Cincinnati (Frank Eck Stadium)*	Notre Dame, Ind.	2:05pm
15	Sun.	Cincinnati (Frank Eck Stadium)*	Notre Dame, Ind.	1:05pm
20	Fri.	Georgetown (Shirley Povich Field)*	Bethesda, Md.	7:00pm
21	Sat.	Georgetown (Shirley Povich Field)*	Bethesda, Md.	7:00pm
22	Sun.	Georgetown (Shirley Povich Field)*	Bethesda, Md.	1:00pm
25	Wed.	Central Michigan (Frank Eck Stadium)	Notre Dame, Ind.	5:35pm
27	Fri.	St. John's (Frank Eck Stadium)*	Notre Dame, Ind.	5:35pm
28	Sat.	St. John's (Frank Eck Stadium)*	Notre Dame, Ind.	2:05pm
29	Sun.	St. John's (Frank Eck Stadium)*	Notre Dame, Ind.	1:05pm

MAY

1	Tues.	Butler (Frank Eck Stadium)	Notre Dame, Ind.	5:35pm
2	Wed.	Valparaiso (Frank Eck Stadium)	Notre Dame, Ind.	5:35pm
4	Fri.	Villanova (Villanova Ballpark)*	Plymouth Meeting, Pa.	3:45pm
5	Sat.	Villanova (Villanova Ballpark)*	Plymouth Meeting, Pa.	1:15pm
6	Sun.	Villanova (Villanova Ballpark)*	Plymouth Meeting, Pa.	12:15pm
11	Fri.	Rutgers (Frank Eck Stadium)*	Notre Dame, Ind.	7:05pm
12	Sat.	Rutgers (Frank Eck Stadium)*	Notre Dame, Ind.	2:05pm
13	Sun.	Rutgers (Frank Eck Stadium)*	Notre Dame, Ind.	1:05pm
15	Tues.	Northwestern (TBA)	TBA	TBA
17	Thur.	Connecticut (J.O. Christian Field)*	Storrs, Conn.	3:00pm
18	Fri.	Connecticut (New Britain Field)*	New Britain, Conn.	6:00pm
19	Sat.	Connecticut (J.O. Christian Field)*	Storrs, Conn.	1:00pm
23-27	Wed.-Sun.	Big East Tournament •	Clearwater, Fla.	TBA

JUNE

1	Fri.	NCAA Regionals Begin	TBA
7	Thur.	NCAA Super Regionals Begin	TBA
15	Fri.	College World Series Begins	Omaha, Neb.

Home games in **BOLD** * BIG EAST games ! Big Ten/ BIG EAST Challenge
@ LSU Baseball Tournament (Baton Rouge, La.) # Irish Baseball Classic (San Antonio, Texas) • Bright
House Network Stadium (Clearwater, Fla.) All times local to the site