

NOTRE DAME

FIGHTING  IRISH

2013 NOTRE DAME BASEBALL




CHARLIE MARKSON
SENIOR • OUTFIELDER • CAPTAIN



FRANK DESICO
SENIOR • INFILDER • CAPTAIN

2013
BASEBALL

UND.com



2012 NOTRE DAME in the MLB

John Axford
Milwaukee Brewers

Brad Lidge
Washington Nationals

Jeff Manship
Minnesota Twins

David Phelps
New York Yankees

A.J. Pollock
Arizona Diamondbacks

Jeff Samardzija
Chicago Cubs

Kyle Weiland
Houston Astros



Total Players in MLB History

1. Notre Dame (73)
2. Villanova (49)
3. Georgetown (35)
4. Seton Hall (28)
5. Rutgers (22)
6. St. John's (21)
7. Cincinnati (19)
8. Pittsburgh (16)
9. USF (15)
10. Connecticut (13)
11. Louisville (5)

Total Players in MLB in 2012

1. Notre Dame (7)
2. Cincinnati (3)
3. Rutgers (3)
4. Connecticut (2)
5. St. John's (2)
6. USF (2)
7. Louisville (1)
8. Seton Hall (1)
9. Georgetown (0)
10. Pittsburgh (0)
11. Villanova (0)



INTRODUCTION

Irish Baseball Facilities	2-3
Notre Dame Baseball A-Z.....	4-21

SEASON PREVIEW

Numerical Roster.....	23
Alphabetical Roster.....	24
Season Preview.....	25-27
Radio / Television Information.....	28

STUDENT-ATHLETES

Patrick Veerkamp	30
Charlie Markson	31-32
Breck Ashdown	33
Ricky Palmer.....	34
Adam Norton	35-37
Frank DeSico.....	38-39
Sean Fitzgerald.....	40-41
Dan Slania	42-43
Donnie Hissa.....	44-45
Eric Jagielo.....	46-47
Forrest Johnson	48
Trey Mancini	49-50
Scott Kerrigan.....	51
Cristian Torres.....	52
Phil Mosey.....	53-54
Jason McMurray	54-55
Matt Ternowchek.....	56-57
Kevin DeFilippis.....	57-58
Blaise Lezynski.....	59-60
Conor Biggio.....	61-62
Ryan Bull	63-64
Pat Connaughton	65-66
Kyle Rubbinaccio.....	67
Mac Hudgins	68-69
Connor Hale.....	69
Michael Hearne	69
Jack Flaherty	70
David Hearne.....	70
Joey Cresta.....	70
Lane Richards.....	70
Ricky Sanchez.....	70
Nick McCarty.....	70
Kevin Connolly.....	71
James Nevant.....	71
Kyle Richardson.....	71
Zak Kutsulis.....	71

COACHING STAFF

Head Coach Mik Aoki.....	74-76
Assistant Coach Jesse Woods.....	77
Assistant Coach Chuck Ristano.....	78
Assistant Coach Eddie Smith.....	79
Support Staff.....	80

2013 SEASON IN REVIEW

Season In Review	81-83
2012 Overall Statistics	84
2012 BIG EAST Statistics.....	85
2012 Miscellaneous Statistics	86-87
2012 Superlatives.....	88
2012 Results.....	89
BIG EAST Review	90

2013 OPPONENTS

Opponents.....	91-100
On the Road with the Irish	101

HISTORY & RECORDS

Baseball History	104-107
NCAA History	108-111
2002 College World Series.....	112-113
All-Americans.....	114-118
Honors & Awards.....	119-123
Irish In The MLB Draft.....	124-130
Current Irish Pro Players	131-132
Irish In The World Series	133-135
All-Time Roster.....	136-148
All-Time Numerical Roster	149-150
Won - Lost Record	151-152
All-Time Series Record.....	153
All-Time Series Results.....	154-163
Year-by-Year Results	164-183
Conference History	184
Starting Lineups.....	185-187
Batting Leaders	188
Pitching Leaders.....	189
Season Offense.....	190-191
Season Pitching.....	192-193
Career Offense.....	194-195
Career Pitching.....	196
Bests Since 1995	197
Offensive Game Records	198
Pitching Game Records	199
Eck Stadium Team Records.....	200
Eck Stadium Individual Records	201
Class Bests	202
BIG EAST Bests.....	203-204
Year-by-Year Team Stats.....	205-206
Team Bests	207-208

MEDIA INFORMATION

The Notre Dame Media Relations Office is always interested in assisting members of the media in their coverage of the Irish baseball team. Publicity and media information for the Notre Dame baseball team is handled by assistant media relations director Michael Bertsch.

Photographs, feature ideas and results are available to the media. For baseball information and interviews, please contact Bertsch at (574) 631-8642. Requests to interview coaches and student-athletes must be arranged through the SID office and should be made at least 24 hours in advance.

CREDITS

The Notre Dame Baseball Guide was written and edited by Michael Bertsch with editorial assistance from associate media relations director Tim Connor, media relations assistant Lizzie Mikes and former media relations student assistant Sam Hovland. Graphic design, typography and layout by Cathy Scholz, C Graphics, Granger, Ind. Inside and outside cover design by Cathy Scholz, C Graphics.

Cover photos by Matt Cashore, Mike Janes and Marcus Snowden. Interior action photos by Pete LaFleur, Matt Cashore, Heather Gollatz, Robert Gurganus, Kevin Burke, Mike Bennett, Aaron M. Sprecher, Joe Raymond and Marcus Snowden. University photos by Notre Dame Photographics and Mike Bennett. Historical photographs and research provided by Cappy Gagnon.



Irish Baseball Facilities



Upon its opening in 1994, the 2,500-seat stadium became the latest jewel among Notre Dame's ever-expanding athletic facilities. Located on the southeast corner of campus, Eck Stadium has become a favorite with the Irish – as Notre Dame posted a 387-125-2 home mark (for a .755 winning percentage) during the 1994-2012 seasons.

The 2006 season featured a record-setting, season-long turnout at Eck Stadium – with the average of 2,514 fans per game including seven of the eight largest crowds in the stadium's history. A sampling of the teams from the May 7, 2006, edition of Baseball America's top-25 poll showed that Notre Dame's record-setting home attendance average ranked 11th-highest among those elite top-25 teams.

Plans to build the stadium were announced June 7, 1991, thanks to a generous gift to the University by alumnus Frank Eck and his company, Advanced Drainage Systems, Inc., of Columbus, Ohio. Eck was the firm's chairman and chief execu-

tive officer. He graduated in 1944 with a degree in chemical engineering and later endowed a collection in that field at Notre Dame's Hesburgh Library.

Eck's contributions to Notre Dame have totaled more than \$35 million. The most recent, a \$21 million gift in 2005, underwrote the current construction of the Eck Hall of Law, which includes a second building for the Notre Dame Law School and a multipurpose facility in a neo-Gothic archway that will link the new structure to the existing building. The gift was the fifth largest in Notre Dame's history, the largest ever to the Law School, and one of the largest in the history of American legal education.

Eck's previous benefactions to Notre Dame endowed a library collection in chemical engineering and underwrote construction of the Eck Tennis Pavilion in 1987 and the Eck Center, which includes the Hammes Notre Dame Bookstore, visitors' center and Alumni Association headquarters, in 1999. He also underwrote a key addition to Eck Stadium in 2000, when an adjoining 9,000-square-foot

indoor hitting and pitching facility opened to provide the Notre Dame baseball team with a valuable year-round practice area.

Eck Stadium includes spacious home and visitor locker-room areas, meeting rooms and coaching facilities for each team. The stadium also houses a beautiful press box overlooking home plate and the 2,500-seat grandstand. The stadium is illuminated by a state-of-the-art lighting system, allowing for night play.

Several Stadium renovations and additions have been completed since the end of the 2010 season, with more plans in the works for coming years. Most notably, the Coach Pat Murphy Locker Room.

The renovation project was made possible through the generous gift of Daniel Murphy, David Murphy, Bert Bondi ('67), Craig Counsell ('92) and John Counsell ('64), as well as other generous supporters of Notre Dame baseball.

The locker space was completely overhauled with the installation of 36 brand new, 30-inch wood lockers including four specially designed corner lockers for the catchers. Lastly, new flat screen, high definition televisions and state-of-the-art RightView Pro technology was installed.

At the 1995 Notre Dame alumni game, the University officially named Eck Stadium's playing surface Jake Kline Field, in honor of the program's winningest coach. Kline won 558 games in his 42-year career (1934-75).



Frank Eck





A new era at Frank Eck Stadium began in January of 2000, as a 9,000-square foot indoor **hitting and pitching facility** was completed in time for preseason workouts. The facility, which got a major facelift in 2012, is located adjacent to the left field line. It includes wall-to-wall synthetic turf floor; four full and two half batting cages on a track system which allows for retraction; permanent pitching mounds within the tunnels; and an "Iron Mike" pitching machine, with automatic ball feeder and remote control. The 120' x 80' facility includes men's and women's restrooms and a classroom for video analysis. The building is

► Eck Stadium – with its distinctive tree-lined outfield – is the place to be on a warm spring day. It seats 2,500 spectators and has played host to a number of important conference and national matchups during its first 19 seasons.

► Notre Dame ranked among the national attendance leaders regularly from 2002-2010 (average attendance of 1,379 in '02) – followed by 1,143 in '03, 1,762 in '04, 1,990 in '05, 2,513 in 2006 (Eck Stadium record), 1,958 in '07, 1,260 in '08, 1,342 in '09 and 1,085 in '10.

► Seven of the top eight Eck Stadium crowds all came in the 2006 season vs.: Rutgers (3,507, then 3,221 and 3,275 in that April 21-23 series), Louisville (3,185; May 7), St. John's (3,052 doubleheader and 3,101 in series finale, on April 13 and 15), and vs. Pittsburgh (3,028; March 31).

► The stadium record was set in 2007 when 3,927 watched the Irish rout WVU on April 21. Other top crowds have included: 2,900 vs. Arizona State (April 26, 2002); 2,839 vs. Connecticut (May 19, 2007); 2,816 vs. Connecticut (April 26, 2003); 2,714 vs. Louisville (May 6, 2006); 2,631 vs. Connecticut (May 18, 2007) and 2,606 vs. Oakland (May 10, 2005).

outfitted with complete central air conditioning and heating, plus a lighting setup that matches Major League standards. A final addition is six cardiovascular exercise machines—including two stair masters, three stationary bicycles and a treadmill—which allow maximum conditioning opportunities. The Irish combine use of the new indoor facility (for pitching, hitting and catching) with the existing Loftus Center (used primarily for defensive fundamentals and baserunning). Eck Stadium boasts one of the finest press box facilities in the nation. Located directly behind home plate, the press box can be outfitted to comfortably seat 25 staff and media members. The press box provides a panoramic view of Eck Stadium, in addition to the outlying athletics facilities that feature practice sessions and games involving the Irish football, soccer and lacrosse teams. Other amenities within the press box include a restroom and storage area, plus a 42" flat screen TV with HD/DVR capabilities, series of video monitors that provide real-time game stats and updated season stats for each player as the game progresses. One other addition beginning with the 2000 season was an enclosed, near-soundproof radio booth within the press box.



A brand-new, state of the art amber LED board with full color 48" by 256" LED screen was installed in August 2011. The board provides up to three lines of text and can process imported graphics and in-game statistics and display them by a multitude of animated patterns. The board also displays a running clock and serves as a marquee to promote events.

ECK STADIUM YEAR-BY-YEAR RECORD

1994	29-7 (.806)
1995	27-6 (.818)
1996	23-5 (.821)
1997	25-2 (.926)
1998	22-7 (.759)
1999	23-6 (.793)
2000	20-7 (.741)
2001	24-6 (.800)
2002	26-3 (.897)
2003	23-5 (.821)
2004	24-7 (.774)
2005	23-4-1 (.839)
2006	21-4 (.840)
2007	17-10 (.630)
2008	14-6-1 (.690)
2009	16-9 (.640)
2010	8-14 (.364)
2011	11-9 (.550)
2012	11-8 (.579)
Total	387-125-2 (.755)



LOFTUS SPORTS CENTER

Notre Dame baseball players also utilize the indoor facilities of the Loftus Sports Center, located 300 yards north of "The Eck." Dedicated in 1988, Loftus houses Mayo Field and the Haggard Fitness Complex, which augments weightlifting areas in both the Joyce Center and the Rockne Memorial Building as one of the most comprehensive free-weight lifting and exercise machine facilities in the country. Mayo Field is a 100-yard Prestige Turf field surrounded by a six-lane, one-fifth mile long track. The cutting-edge Prestige Turf field allows for fully simulated infield practice and the facility includes a netting system to handle indoor batting practice.

BY THE NUMBERS

3,927: Eck Stadium attendance record (17-6 rout of West Virginia on April 21, 2007)

3,764: All-time varsity baseball games

2,514: Record-setting average attendance at Eck Stadium during 2006 season

2,166: Innings played in center field by Steve Stanley during 1999-2002 seasons (out of a possible 2,191)

1892: First varsity baseball season

103.1: WHME 103.1 FM will broadcast all of the 2013 Notre Dame baseball season

1,032: Combined starts by the 2002 eight-member senior class

901: All-time monogram winners

504: Record-setting strikeout total by the 2006 pitching staff

.444: Craig Cooper's career batting average in BIG EAST games (tops in BIG EAST history)

425: Aaron Heilman's record-setting career strikeout total

.406: Dan Peltier's Notre Dame record for career batting average

306: All-time Notre Dame opponents

256: Steve Stanley's streak of consecutive games started, second in NCAA history

239: Alec Porzel's record total for games played (prior to Stanley)

231: School-record scoring streak (1999-2002)

215: Scoring streak that ended in 2006

130: Notre Dame offense's hit-by-pitch total in 2006 (school record)

118: Heilman's record season strikeout total (1999, 2000)

87: Winning seasons (out of 120)

73: School record for home runs (1997)

72.3: Team winning percentage in the 1990s

ACADEMIC EXCELLENCE — The Notre Dame baseball squad posted a 2.990 team grade-point average in the 2012 fall semester, led by 15 players at 3.0 or higher and six at 3.5 or better, including freshman RHP **Connor Hale**, who scored a perfect 4.0, and senior RHP **Patrick Veerkamp**, who registered a 3.917. The Irish registered a perfect score of 100 in the most recent Graduation Success Rate (GSR) figures released by the NCAA (October 2012). Senior 2B **Frank DeSico** (3.778), Hale (4.000) and Veerkamp (3.917) all exceeded 3.750 and earned Dean's List.

► Irish players have earned CoSIDA Academic All-America honors 26 times since 1977, with an unmatched two honorees every year from 2000-03: 2B **Jeff Perconte** (3.76 GPA, economics/government major; Notre Dame Law grad) and LHP **Mike Naumann** (3.92, pre-professional science; three 4.0 semesters; Baylor Medical School) in 2000; Naumann (joining Perconte as elite first-teamer); and OF **Brian Stavisky** in 2001; 3B **Andrew Bushey** (3.43, finance) and Stavisky (3.50, management) in 2002; and 2B **Steve Sollmann** (3.30, marketing) and RHP **J.P. Gagne** (3.40, finance) in 2003. Sollmann then earned first team honors in 2004, capping his career with a 4.0 semester GPA, and SS **Greg Lopez** (3.39, pre-professional/anthropology; UTSA medical school) was a third team honoree in 2006. Shortstop **Brett Lilley** (2007) became the first Notre Dame baseball player to ever earn multiple first-team honors (3.81, accounting, in 2007 and 2008).

► Top 2013 candidates include DeSico (3.282, psychology), junior RHP **Donnie Hissa** (3.300, finance) and junior C **Forrest Johnson** (3.283, marketing).

ALL-AMERICANS — Notre Dame players have combined for 46 major All-America awards (32



ALUMNI — Notre Dame's 901 baseball monogram winners include several in successful administrative careers: recently retired Notre Dame Alumni Association executive director **Chuck Lennon** (C; '60-'61); former Notre Dame assistant V.P. for special events **Jim Gibbons** (P/OF; '52-'53); former U.S. Congressman from Ohio **Ron Mottl** (RHP; '55); former Mid-American Conference commissioner **Rick Chryst** (OF; '81-'83); Xavier associate VP/AD **Mike Bobinski** (P; '78-'79); recent Indiana governor **Joe Kernan** (C; '67-'68); Major League Baseball executive **John McHale** (1B; '43); and former Notre Dame athletics director **Dick Rosenthal** (1B; '52-'53). Lennon (left) and Kernan are pictured above at Notre Dame's 2002 College World Series ring ceremony.

since 2000). RHP **Aaron Heilman** owns 12, twice named third team All-America by *Collegiate Baseball* while earning 1999 honors from the American Baseball Coaches before being honored by *Collegiate Baseball*, the ABCA, *Baseball America* and the National College Baseball Writers in 2000 and consensus honors in 2001 (also *USA Today*). Third baseman **Brant Ust** was an ABCA, *Baseball America* and NCBA third team All-American in 1998 while centerfielder **Steve Stanley** earned



Angelo Capozzi



Harry Durkin

ALUMNI AWARDS — Five with ties to the Irish baseball program have been recipients of awards from the Notre Dame Alumni Association. Former 1B/OF **Jim Gillis** ('51) received the 2003 Harvey Foster Award (given to athletes, or those in athletic endeavors, for distinguished civic/University activities). A longtime organizer for the Notre Dame Club of Los Angeles, Gillis served two terms on the Monogram Club board and is president and owner of Gillis Broadcasting (he served in the FBI, at the urging of the award's namesake Harvey Foster). Former SS/3B **Harry Durkin** ('53) received the 2003 Richard Rosenthal Award (exemplary activity by Alumni Association board members). The retired trial lawyer was president of the New Jersey and Fort Lauderdale (Fla.) Notre Dame clubs before representing Region 17 on the Alumni Association's Board of Directors (he also was the regional director of Notre Dame Senior Alumni). **Frank Eck** ('44) — benefactor of Notre Dame's baseball stadium and other campus facilities (see pp. 32-33) — received the 2003 Sorin Award (distinguished service to the University). Former Notre Dame pitcher **Angelo Capozzi** ('54) — co-founder of Rotoplast International reconstructive surgery — received the 2001 Dooley Award, recognizing his outstanding service to humankind with medical missions in underdeveloped countries. Former Notre Dame infielder **Jack Matthews** ('63) was honored with the 2005 Corby Award, in recognition of military service.



BEATING #1 – Notre Dame has defeated a #1 team five times in the NCAA, including 10-4 and 3-1 victories at Florida State in the 2002 Super Regionals (pictured) and the '02 College World Series rally over Rice (5-3). The Irish won at #1 Miami in the 1992 Atlantic Regional (6-3) and at #1 Clemson (8-1) in the '94 East Regional, plus two regular-season triumphs over No. 2 Miami (2-1 at UM in '92, 1-0 at Notre Dame in '99).

2001 honors from *USA Today* (2nd team) and *Baseball America* (3rd), plus the consensus nod in 2002. Pitchers **Chris Niesel** and **J.P. Gagne** joined 2B **Steve Sollmann** as NCBWA third team All-Americans in 2003 (Niesel 2nd team from *Collegiate Baseball*, Sollmann from ABCA) while 3B **Matt Macri** (2nd team) and closer **Ryan Doherty** (2nd/3rd) picked up multiple 2004 All-America honors. First baseman **Craig Cooper** received 2006 All-America honors from three sources while RHP **Jeff Manship** was a *Collegiate Baseball* third team All-American. Most recently, OF **A.J. Pollock** earned 2009 third team All-America honors from *Baseball*.

ANSON – Brothers **Sturgis** and **Cap Anson** helped popularize baseball at Notre Dame in 1866 (Cap later was one of pro baseball's most dynamic players). Notre Dame began playing off-campus competition in 1888 and the first varsity game



ATTENDANCE RECORDS – Fans flocked to Eck Stadium throughout the 2006 season as the Irish set Notre Dame baseball records for season overall (60,334) and average (2,514) attendance. Seven of the eight largest attendance numbers in Eck Stadium history – and 12 of the 25 biggest crowds – came through the turnstiles in 2006, including 3,507 for the Friday-night game versus Rutgers on April 21 (second most ever). A stadium record crowd of 3,927 watched Notre Dame rout West Virginia, 17-6, on April 21, 2007.

AVOIDING 0-and-2 – Prior to the pair of losses at the 2006 NCAA Lexington Regional, Notre Dame had played 35 straight postseason tournaments (conference and NCAA) without going 0-and-2. The Irish still have gone 0-2 at a postseason tournament only five times (of 48), including the 1949 NCAA first round (vs. Wake Forest), the 1960 NCAA district playoffs (vs. Minnesota and Ohio State), the 2007 BIG EAST Tournament (vs. Rutgers and Villanova) and the 2008 BIG EAST Tournament (vs. USF and West Virginia). Notre Dame also has avoided 0-2 starts in 41 of the past 48 regular-season tournaments and at one point played 28 straight tourneys (regular-season and postseason) without starting 0-2 (1997-2002).

BACK-TO-BACK BATTING CHAMP – Notre Dame 1B/OF **Craig Cooper** in 2005 joined former Boston College player **Kevin Penwell** (1995, 1996) as the only repeat batting champions in the history of BIG EAST baseball. Cooper led the BIG EAST in conference batting average for the 2004 season (.470) and then was the league's batting champion again in 2005 (.403). He then claimed an unprecedented third BIG EAST batting title in 2006 (.481) and finished as the BIG EAST's all-time leader in career conference batting average (.444; also .345 in 2003).

BRAGGING RIGHTS – Two former Arizona Diamondbacks had a rooting interest in the 2002 NCAA Regional game between Notre Dame and South Alabama, as **Craig Counsell** ('92) was a four-year starter with the Irish while **Luis Gonzalez** started for the Jaguars. The two made a friendly wager and Gonzalez was forced to wear Notre Dame baseball apparel around New York City during a trip to the Big Apple.

BY THE NUMBERS

- 51:** Record-setting victory total in 2004
- 49:** Jeff Wagner's school-record home run total
- 44:** All-time monogram winners' home states
- 40:** Most games over .500 (51-11; 2004)
- 38:** Different player home states since 1995
- 36:** Games needed by 2001 squad to reach 30 wins (team record)
- 35:** States played in by the Irish (since 1957)
- 24:** Notre Dame's record streak of games with one loss (23-1) during 1998 and '01 seasons
- 23:** Record-setting winning streak in 2006
- 23:** CWS record set by Notre Dame for runs scored in an inning (1957, vs. Colorado State)
- 19:** Former Irish players in pro baseball in 2012
- 18:** Strikeouts by Aaron Heilman in 10-inning game at West Virginia (April 15, 2000)
- 17:** States represented on 2013 roster
- 17:** First-round pick with which Notre Dame's Ken Plesha ('65), Brad Lidge ('98) and A.J. Pollock ('09) were drafted
- 16:** Streak of consecutive seasons with 40-plus wins (1989-2004)
- 11:** Consecutive times on-base by Brian Stavisky during 2002 season
- 7:** Team single-game home run record ('98/'99)
- 6:** Players with 3.5+ GPA in the fall of 2012
- 4:** Consecutive games in which Paul O'Toole homered to close 1999 season
- 3.22:** Team ERA in 2001 (5th in nation)
- 2.996:** Baseball team's cumulative GPA following 2012 fall semester
- 2:** Teams that won more games than Notre Dame (99) during the 2001 and 2002 seasons
- 1.61:** Aaron Heilman's NCAA-best ERA (1998)

OH, BROTHER! – Freshman (now sophomore) **Mac Hudgins** and his brother, **Will**, were teammates for the Irish in 2011-12. **Cole Johnson** and his sophomore (now junior) brother **Forrest** suited up with one another in 2010-11. **Evan Sharpley** and his brother **Ryan** played together in 2008-09. Senior **Breck Ashdown** is the younger brother of **Brayden** ('10), who earned four monograms for Notre Dame. **Ryan Kalita** followed his brother **Tim** ('97-'99), by lettering with Notre Dame baseball in 2002, a feat turned in the previous season by 2B **Steve Sollmann** (his brother **Scott** was the Irish CF in '94-'96).



Will Hudgins



Mac Hudgins



Cole Johnson



Forrest Johnson



Breck Ashdown



Brayden Ashdown




Evan Sharpley



Ryan Sharpley



Ryan Kalita



Tim Kalita



Steve Sollmann



Scott Sollmann



Alfred Bergman



Joseph Bergman



CAMP NOTRE DAME – Notre Dame continues to expand offerings to young baseball players for learning the game in a university setting. Sessions in 2013 include: youth camp, ages 6-12 (June 17-20); youth camp, ages 6-12 (June 24-27); developmental camp, ages 13-15 (July 8-10); and one high school prospect camp (July 22-24). Notre Dame also offers fall exposure camps for high school juniors and seniors and a winter preseason camp utilizing indoor facilities. For more information, call (574) 631-8788/6366.



CAPTAIN, MY CAPTAIN – Former OF **John Counsell** ('64) and his son **Craig** ('92) are the only father/son combination to captain the same team sport at Notre Dame (pictured above).

► **Brian Dupra** ('11) was a two-time captain in 2009 and 2010. He was the 15th multi-year captain in the program's 119-year history. Dupra was the 12th since the turn of century (as in 1900 not 2000) and 10th since the late 1970s.

► Dupra and 2012 captain **Will Hudgins** had the rare accomplishment of being a captain as a pitcher and not an everyday position player.

► Over the last 33 seasons, Dupra and Hudgins are the ninth and 10th pitchers to earn captain status. The others include **Craig Allen** ('96), **Alex Shilliday** ('99), **Aaron Heilman** ('00, '01), **J.P. Gagne** ('03), **Chris Niesel** ('04), **Tyler Jones** ('05), **Tom Thornton** ('06) and **Cole Johnson** ('09). In fact, Dupra and Heilman are the only known two-time captain pitchers in Notre Dame baseball history.

► Notre Dame's captains for 2013 are seniors **Frank DeSico** and **Charlie Markson**.

COACHING CONNECTIONS – Two recent Notre Dame assistant coaches – **Brian O'Connor** (University of Virginia) and **Cory Mee** (University of Toledo) – are serving as 10th-year Division I head coaches in the 2013 season while another recent Notre Dame assistant coach, **Terry Rooney**, embarks on his fifth year at UCF. Four recent Notre Dame players – **John Corbin** (Bradley), **Javi Sanchez** (LSU), **Eddie Smith** (Notre Dame) and **Ryan Connolly** (Radford) – currently are assistant coaches on the Division I level. **Ross Brezovsky** is the coordinator of baseball operations at LSU.



Notre Dame's class of 2002 (from left): RHP Matt Buchmeier, DH Matt Bok, 3B Andrew Bushey, DH Ken Meyer, OF Matt Strickroth, C Paul O'Toole, CF Steve Stanley and RHP Drew Duff.

BATTLE of the CLASSES – Notre Dame's 2002 senior class (above) helped compile a four-year record of 188-67-1 (.736) from 1999-2002, besting the class of '92 (187) for the most wins ever by a Notre Dame class (the '03 seniors then finished 190-67-1/.738 while the '04 seniors were 195-61-1/.761). The 2004 class – led by the winningest four-year starter in the program's history, 2B **Steve Sollmann** – compiled the best four-year winning pct. in the program's past 90 seasons, besting the .758 mark posted by the class of '93 (.758/185-59). The class of '92 was led by pitchers **David Sinnes**, **Chris Michalak** and **Alan Walania**, plus outfielders **Eric Danapilis** and **Edwin Hartwell**.

Here's a rundown of the impressive career stats racked up by the 2002 senior class: 1,283 games played (1,020 starts); a .317 combined batting average (1,170 hits); 601 RBI and 812 runs scored; 68 home runs, 41 triples and 222 doubles; 395 walks and 190 stolen bases; a 17-7 pitching record, 10 saves, 256.1 innings, 205 strikeouts and only 96 walks. Four of the '02 seniors – CF **Steve Stanley**, 3B **Andrew Bushey**, C **Paul O'Toole** and DH **Matt Bok** – went on to play professionally, one of four times since 1965 that a Notre Dame senior class has produced four-plus players who were drafted or signed as free agents (four in '90, five in '93 and '96; see pp. 126-127). The drafting of Stanley, Bushey and O'Toole – the only Notre Dame classmates with 200-plus starts – marked just the third time that three-plus Irish seniors had been picked in the same draft (also 1993 and 2001).

CONFERENCE CALL — Since joining the BIG EAST in 1996, Notre Dame ranks first in the league with a .653 (666-352-5) overall winning percentage, ranks second with a .646 (271-148-2) winning percentage in BIG EAST regular-season games and second with a .638 (305-173-2) winning percentage in combined BIG EAST regular season and tournament games. The Irish also rank second in BIG EAST Tournament winning percentage in the past 17 seasons (.576, 34-25). Louisville has a slight edge in those final three categories, but has only competed in the BIG EAST for seven years as opposed to Notre Dame's 17. Notre Dame has totalled 99 BIG EAST series wins, 145 series ties and only 42 series losses, heading into 2013. The Irish were swept in only three BIG EAST doubleheaders from 1996-2001 — including 34 straight twin-bills without an opponent sweep — with an overall record of 56 BIG EAST doubleheader sweeps, 36 splits and only 16 opponent sweeps. Notre Dame has played 79 BIG EAST series at Eck Stadium, winning 55 (eight ties). Notre Dame's BIG EAST dominance from 1999-2006 produced a 149-51-2 (.743) conference record.

COUNSELL, CRAIG — Former Notre Dame infielder **Craig Counsell** has provided his share of World Series magic to two different Major League teams, as a member of the 1997 Florida Marlins and 2001 Arizona Diamondbacks teams that won the World Series in their first trips. In both instances, Counsell went from being an unheralded backup to one of the driving forces in the title runs (see pp. 129-30).

CWS RECORD-HOLDER — Former Notre Dame great **Jim Morris** — who watched Notre Dame at the 2002 College World Series — left his mark on that event in 1957, setting the CWS record for batting average (.714, 10-for-14). Morris visited in

the summer of 1999 for a formal presentation to Notre Dame of a portrait that shows him striking a stance at old Cartier Field (the former home of Notre Dame baseball), with newspaper clippings included in the painting. The painting was donated by artist Catherine Morris Priest, daughter of the former Irish infielder.

DIRECTORS, ATHLETICS — Several former Irish baseball players have gone on to serve as high-ranking administrators in collegiate athletics. Former all-conference outfielder **Rick Chryst** ('83) was Mid-American Conference commissioner from 1999-2009 after seven years as an Atlantic Coast Conference assistant commissioner in charge of marketing, legal affairs and special events and three years as a Southwest Conference assistant commissioner. Chryst graduated from Notre Dame magna cum laude with an economics degree and received his law degree from Duke. Former Notre Dame athletics director **Dick Rosenthal** (1987-1995) was an All-America basketball player and a baseball first baseman with the Irish in the early 1950s. Former Notre Dame pitcher **Mike Bobinski** ('79) spent six years as the A.D. at Xavier before being promoted to an associate vice president position in 2004. He held both titles at Xavier until accepting the A.D. job at Georgia Tech in January 2013. Bobinski previously worked in the athletics departments at Notre Dame and Navy.

DANDY DEBUT — **Chris Niesel** became the first Notre Dame freshman pitcher to post double-digit strikeouts in his debut, with 10 punch outs in 5.0 innings of work against Southern Illinois at the 2002 University of New Orleans Classic (followed by nine strikeouts versus Fairfield, collecting 19 strikeouts and issuing only one walk in his first 12 career innings).



COMMUNITY SERVICE — The Notre Dame athletics department honored one varsity team for community service excellence in 2005-06 and the Irish baseball team was the recipient of that inaugural trophy. The team members combined for nearly 200 hours of community service in the 2005-06 academic year, with activities including: the Buddy Walk to benefit children with Downs Syndrome; adopting a local South Bend-area family, through a Salvation Army program over the Christmas holidays; players donating their time during fall break while assisting in New Orleans with Hurricane Katrina relief efforts; and participation in the South Bend Reads program, the D.A.R.E. drugs and alcohol education program, the athletics department's annual Christmas party that provides an assortment of activities and games for young cancer patients, and the Student-Athlete Advisory Council's Shoebox Drive (benefitting a local homeless shelter).

At least 11 other brother combinations are known to have lettered with Notre Dame baseball. Other brother combinations include:

- **Arthur** (OF, '12) and **Francis Carmody** (2B, '15) of Shreveport, La.
- **Francis** (LHP, '07-09) and **Ray Scanlan** (C, '08-09) of Syracuse, N.Y.
- Houston natives **Samuel** (SS, '13) and **Harry Newning** (3B, '13-14)
- **Alfred** (SS/OF/P, '14-15) and **Joseph Bergman** (OF/P, '23) of Peru, Ind.
- **Roger** (1B, '23-25) and **Cyril Nolan** ('30) of Davenport, Iowa
- San Francisco natives **Roy** (OF, '39) and **Ray Pinelli** (SS, '39-41)
- Detroit natives **John** (1B, '43) and **Tom McHale** ('48, OF)
- South Bend's **Tom** (OF, '64-65), **Dan** (OF, '79-82) and **Ray Szajko** (IF, '87)
- Pittsburgh's **Frank** (OF/1B, '66-68) and **Bill Orga** (OF, '68-70) and **Marty** (RHP, '80) and **Carl Vuono** (1B, '84)
- New Orleans natives **Jack** (OF, '75) and **Casey Snyder** (OF, '83-84)
- **Mike** (P, '78-'81) and **John Deasey** (IF/OF, '82-'83) of Edina, Minn.



Ralph "Ray" Pinelli (left) and Roy Pinelli



(from left) Tom, Dan and Ray Szajko

DID YOU KNOW?— More than one hundred years ago, **Angus McDonald** was a two-year starter at both quarterback and first base for the Irish, but later earned fame as the President of the Southern Pacific Railroad.

► Neither **Cap Anson** nor **Carl Yastrzemski** were at Notre Dame very long, but the former is arguably the most prominent MLB figure of the 19th Century and the latter was a Hall of Famer from the 20th Century.

► All of Notre Dame's seven Heisman Trophy winners were great athletes, but some of them were more versatile than others, including two that also played baseball. **Angelo Bertelli** earned three monograms in football and one each in baseball and hockey. **Johnny Lujack** earned three monograms in football and one each in baseball, basketball and track, and was a star in the NFL as both a defensive back and quarterback.

► **George Ratterman** was one the greatest quarterbacks never to achieve true stardom. He backed up **Johnny Lujack** at Notre Dame and Otto Graham with the Cleveland Browns. When he was the starter, he compiled great statistics. In 1945, he accomplished something that Lujack had done the year before, earning monograms in four different sports. They each played football, baseball and basketball. Lujack ran track and Ratterman golfed.

► **Norm Barry** started in the backfield for Knute Rockne's first three teams (1918-20) while also earning three monograms in baseball and two in track. Rockne's backfields in 1918-22 had some of the most versatile players in Notre Dame history. **Paul Castner**, **Curly Lambeau** and **George Gipp**, as well as **Elmer Layden** (who earned three letters in football as a member of the Four Horsemen and was a three-time letter winner in track as a sprinter); **Chet Wynne** (who was also a track star); **Tom Lieb** (an NCAA discus champion); **Gus Desch** (an NCAA hurdling champion); and **Frank Thomas** (baseball player who later became one of the greatest head football coaches at Alabama, with an .812 winning percentage and two National Championships); and **Johnny Mohardt**.

► Mohardt is a special case at Notre Dame. He starred in football and baseball and later played in the NFL and MLB in order to pay for his medical degree at Northwestern. He also held a lot of the interhall sprint records at Notre Dame. He was the surgeon at the Mayo Clinic when Knute Rockne and Frank Leahy shared a room while having leg surgery.

► **Cy Williams** received three letters in baseball, two in track and played one year of football, while earning a degree in architecture. He led the National League in home runs four times.



Steve Sollmann (left) and Grant Johnson



Jeremy Barnes (left) and A.J. Pollock



► **Rich Sauget** played baseball and football at Notre Dame, as did his son, Rich, Jr. Rich, Sr. is one of the most innovative owners in Independent baseball, with the Gateway Grizzlies.

► **John "Pop" Farley** was a four-time letter winner in football; four times in baseball; and once in track, for a total of nine. He later became a CSC Priest and long-time Dorm Rector. Farley is the only person for whom a dorm is named at Notre Dame who served primarily as a Priest-Rector.

► **Rupert Mills** won nine monograms at Notre Dame (one in football, two in track and three each in baseball and basketball). He had a short stint in MLB. Mills was serving as the Undersheriff and likely to win the race as Sheriff of his county in New Jersey when he drowned attempting to save the life of his best friend. During the 1914-15 season, Mills earned four monograms, as did **Alfred "Dutch" Bergman**, making them part of only four to do this at Notre Dame, preceding Lujack and Ratterman.

DOUBLE-DIGIT DINGERS— The 2004 Notre Dame baseball team more than doubled the home run output from 2003 (31 to 68), with four players hitting 10-plus home runs for the first time in Notre Dame history: junior 3B **Matt Macri** (14), sophomore DH **Matt Bransfield** (12), junior 1B **Matt Edwards** (12) and sophomore RF **Craig Cooper** (10).


► In 2009, senior SS **Jeremy Barnes** and junior OF **A.J. Pollock** were the first set of Irish teammates to hit 10 or more home runs in one season since 2004. Barnes slugged 15 long balls, while Pollock added 10.

► **Eric Jagielo** and **Trey Mancini** drilled 13 and 12 home runs, respectively, in 2012. The sophomore duo was the first set of Irish second-year players to hit double-digit home runs since '04. In fact, Jagielo and Mancini were the only set of BIG EAST teammates to each register at least 10 home runs last season. They enter 2013 as the only retuning tandem in college baseball to have hit at least 12 home runs last season.

EA SPORTS NCAA BASEBALL — The Notre Dame baseball program was one of 128 college programs featured in the 2006 initial release of the home video game MVP NCAA Baseball game, produced by the industry leader EA Sports. Notre Dame's Eck Stadium was one of the 19 college ballparks available in the initial release. Inspired by the spirit and emotion of collegiate athletics, MVP NCAA Baseball is the first-ever college baseball game.

Upgraded features included: Rock-and-Fire full-control pitching; ability to build a dynasty with recruiting, stat tracking and equipment upgrades; ability to create your own tournament; single- and two-player pitching mini-games; college fight songs and actual College World Series footage; ability to field strength-specific rosters (even choose your own bat); the option to go online and take on MVP NCAA Baseball players across the nation; and ESPN broadcast integration (radio, news, ticker feeds), plus expert commentary by Mike Patrick.

The upgrades were in addition to the initial release aspects, such as: Load and Fire batting; Road to Omaha game setup; Precision Throw Control; and Creation Zone customization.



DOUBLE DOMINATION – The slew of offensive records from Notre Dame's 25-1 win over South Alabama in the 2002 NCAs (see "Offensive Explosion") makes that game one of the more unique in NCAA Tournament history – but the game had an added dimension: the strong pitching of freshman **Grant Johnson**. Johnson faced only 30 batters, allowed one hit and one walk (two hit batters) while becoming the 13th pitcher ever to post a no-hitter or 1-hitter in the NCAs. The 1-hitter – coupled with sophomore **Steve Sollmann**'s record day (6-for-7, 7 RBI, 6 R) – made the game doubly unique and both earned national player/pitcher of the week honors.

► No other team in NCAA tournament history has produced a no-hitter/1-hitter and a player with six hits (or five-plus runs) in the same game. Johnson hit his first batter and gave up a double before facing one over the minimum the rest of the way. The 97-pitch masterpiece included eight strikeouts, five popups and five groundouts. Sollmann became the first player ever to score six runs in an NCAA Tournament game while tying Notre Dame single-game records for hits (6, tied NCAA record), RBI (7) and runs. His 13 total bases included back-to-back RBI triples (tying the NCAA record for triples) and a three-run home run.



A.J. Pollock (top left), Brad Lidge (middle) and Aaron Heilman (right).

DRAFT PICKS – A total of 62 Notre Dame players have been Major League draft picks since 1995, including a school record six in 2001 and 2008: RHPs **Aaron Heilman** (Mets, 1st) and **Danny Tamayo** (Royals, 10th), SS **Alec Porzel** (Red Sox, 13th), OF **Brian Stavisky** (Cubs, 33rd), C **Paul O'Toole** (Giants, 47th) and OF **Steve Stanley** (Marlins, 50th) all went in 2001, while **Kyle Weiland** (Red Sox, 3rd), **David Phelps** (Yankees, 14th), **Wade Korpi** (Marlins, 20th), **Sam Elam** (Rockies, 23rd), **Brett Gaffy** (White Sox, 24th) and **Brett Lilley** (Cardinals, 29th) were selected in 2008.

► Weiland, Phelps, Korpi, Elam and Gaffy were the most Notre Dame pitchers to ever get chosen in a single MLB draft. The previous high was three in the 2003 MLB draft.

► Four Notre Dame position players were drafted in 2002 – led by Stanley (Oakland, 2nd) and Stavisky (Oakland, 6th), plus senior 3B/C **Andrew Bushey** (Colorado, 15th) and O'Toole (Cubs, 21st). Stanley and Stavisky were the first Notre Dame teammates ever drafted in rounds 1-6 and were the highest-drafted outfielders from the same team in the 2002 draft (no previous Irish team had four players drafted in the first 21 rounds).

► The program's biggest draft day arrived in 2004, with five picked in the first 14 rounds: the junior trio of RHP **Grant Johnson** (Cubs, 2nd), 3B **Matt Macri** (Rockies, 5th) and RHP **Chris Niesel** (Indians, 9th), plus the highest-drafted pair of seniors in Notre Dame baseball history: 2B **Steve Sollmann** (Brewers, 10th) and C **Javi Sanchez** (Twins, 14th). Johnson and Macri remain the highest-drafted Notre Dame teammates while four picked in the first 10 rounds doubled Notre Dame's previous best.

► In 2009, Elam (Yankees, 8th) and **Jeremy Barnes** (Phillies, 11th), along with **A.J. Pollock** (Diamondbacks, 1st), gave the Irish three picks in the first 11 rounds for the first time since '04.

► Notre Dame had five players selected in the 2010 MLB Draft, including RHP **Brian Dupra** (Tigers, 11th), RHP **Evan Danielli** (Braves, 24th), RHP **Steven Mazur** (Orioles, 33rd), C **Will Harford** (Reds, 45th) and former OF **Golden Tate** (Giants, 50th).

► Dupra (Nationals, 7th), RHP **Cole Johnson** (Twins, 44th) and C **Matt Scioscia** (Angels, 45th) were selected in the 2011 draft.

► In 2012, C Joe Hudson (Reds, 6th), RHP **Will Hudgins** (Nationals, 22nd) and LHP **Steve Sabatino** (Cardinals, 26th) were chosen in the MLB draft.


40-WIN, 400-K CLUB – Former Notre Dame righthander **Aaron Heilman** ('01) became the 14th Division I player to reach 40 career wins and 400 strikeouts, with the 400th strikeout coming in dramatic fashion as he closed the 2001 regular season with a pair of strikeouts versus Connecticut to land on 400. Heilman was the fourth pitcher to reach both of the milestones since schedule limits were imposed in 1990. His .860 career winning percentage ranks fourth among the first 16 pitchers in the "40-400 club," behind Arizona State's Eddie Bane, Richard Wortham (Texas) and Hawaii's Derek Tatsuno, while Heilman's career ratio of 9.72 Ks per 9.0 inning ranks sixth behind Tatsuno, Bane, Auburn's John Powell, Nebraska's Shane Komine and Greg Swindell (Texas). Heilman, Tatsuno and Bane are the only ones from that elite 16-player group listed below who had a career win percentage of .850-plus and a strikeout ratio above 9.71/9 IP:



Shane Komine (Nebraska, '99-'02)	41-8 (.837)	510 Ks (431.0 IP)	10.65 Ks/9 IP
Kenny Baugh (Rice, '98-'01)	40-8 (.833)	419 Ks (435.2 IP)	8.66 Ks/9 IP
Aaron Heilman (Notre Dame, '98-'01)	43-7 (.860)	425 Ks (393.2 IP)	9.72 Ks/9 IP
Kip Bouknight (South Carolina, '98-'01)	43-10 (.811)	431 Ks (448.0 IP)	8.66 Ks/9 IP
John Powell (Auburn, '90-'94)	43-20 (.683)	602 Ks (477.0 IP)	11.36 Ks/9 IP
Doug Creek (Georgia Tech, '88-'91)	41-19 (.683)	458 Ks (472.0 IP)	8.73 Ks/9 IP
Birk Dressendorfer (Texas, '88-'90)	45-8 (.849)	462 Ks (429.2 IP)	9.68 Ks/9 IP
Brian Barnes (Clemson, '86-'89)	44-10 (.815)	513 Ks (475.1 IP)	9.71 Ks/9 IP
Greg Swindell (Texas, '84-'86)	43-8 (.843)	501 Ks (440.0 IP)	10.25 Ks/9 IP
Mike Loynd (Florida State, '83-'86)	45-10 (.818)	417 Ks (395.1 IP)	9.49 Ks/9 IP
John Hoover (Fresno State, '81-'84)	44-17 (.721)	411 Ks (494.0 IP)	7.49 Ks/9 IP
Derek Tatsuno (Hawaii, '77-'79)	40-6 (.870)	541 Ks (402.1 IP)	12.10 Ks/9 IP
Richard Wortham (Texas, '73-'76)	50-7 (.877)	481 Ks (456.2 IP)	9.48 Ks/9 IP
Eddie Bane (Arizona State, '71-'73)	40-4 (.909)	505 Ks (379.1 IP)	11.98 Ks/9 IP
Greg Swan (Arizona State, '69-'72)	47-9 (.839)	459 Ks (457.2 IP)	9.03 Ks/9 IP
Rich Troedsen (Santa Clara, '69-'72)	40-12 (.769)	445 Ks (437.0 IP)	9.17 Ks/9 IP

EIGHT(EEN) Ks IS ENOUGH – Former Notre Dame pitcher **Aaron Heilman** tied a BIG EAST record and came just shy of the Irish record with an 18-strikeout effort in a 3-1, 10-inning win at West Virginia on April 15, 2000 (scheduled for 7.0 innings). Spotting his tough slider while delivering a fastball that touched 91 mph in the late innings, Heilman retired 15 straight from the 5th-10th innings and struck out 10 of the final 12 he faced – including seven straight before a single with two outs in the 10th (Kevin Olkowski went down swinging to end the game). The 18 strikeouts tied the BIG EAST record set by Seton Hall's Jason Grilli (another future big-leaguer). **Frank Carpin** is the only other Irish pitcher to record 18-plus strikeouts in a game, with 19 in a 10-inning win over Indiana during the 1958 season (12-10). Heilman's day included only two walks, with 11 groundball outs and one flyout.

FATHERS AND SONS – Several father-son combinations have played for the Notre Dame baseball team, including 2000 graduate **Matt** (1997-00; .274 career average, 5 HR, 70 RBI) and outfielder **Dick Nussbaum** ('71-74; .277, 33 RBI).



Dick and Matt Nussbaum

Others include:

► Catcher **Lawrence** ('32-34) and RHP **Kevin O'Neill** ('64; 4.01 ERA, 3-3)

► P/OF **Jim** ('52-53; 7-7, 65 K, .150, 9 RBI) and catcher **Brian Gibbons** ('84; .222, 3 RBI)

► RF **John** ('62-64; .290, 6 HR, 44 RBI) and IF **Craig Counsell** ('89-92; .306, 18 HR, 166 RBI)

► Pitcher **George** ('66-67; 3.68, 5-3) and C/1B **George Restovich, Jr.** (1B, '94-96; .327, 22 HR, 155 RBI)

► Catcher **Rich** ('64-66; .307, 7 HR, 35 RBI) and RHP **Rich Sauget, Jr.** ('94-96; 3.13 ERA, 9 SV)



Lawrence and Kevin O'Neill



Jim and Brian Gibbons



George, Sr., and George Restovich, Jr.



Rich, Sr., and Rich Sauget, Jr.

ERA – Notre Dame has finished in the top-25 of the national charts for team earned-run average six times since 1998, owning the nation's best team ERA during portions of 2000 and 2001. The 2000 staff surged atop the national ERA charts in late April (2.72) and finished 16th (3.93). The Irish then returned to the top spot among the 2001 team ERA leaders for three weeks in April, finishing fifth at 3.22 (best at Notre Dame since 1992, third-best since 1975). Notre Dame went on to finish 13th in the 2002 ERA rankings (3.57), 18th in 2003 (3.53), ninth in 2004 (3.43) and 21st in 2006 (3.52), joining Texas and Rice as the only teams ranked among the nation's final top-20 ERA leaders every year from 2000-04. The Irish also finished 12th in the final 1998 team ERA rankings (4.02).

► Notre Dame entered the final week of the 2011 regular season with a 2.75 ERA, which ranked 15th in the country at the time, but finished 43rd with a 3.42 ERA.

EXTRA INNINGS – Prior to its heartbreaking 2001 NCAA Tournament loss to Florida International (7-6, 10 innings), Notre Dame had gone unbeaten in its previous 10 extra-inning games (9-0-1) – including three consecutive extended games at the Fresno State Classic and clutch 11-inning wins at Mississippi State (4-2) and Rutgers (5-4). The Irish quickly rebounded from the FIU loss, winning

a 10-inning game later that day against UC Santa Barbara (11-10), and went 4-1 in 2002 extra-inning games.

► Notre Dame heads into the 2013 season with a 53-49-5 mark (.519) all-time in recorded extra-inning games, including a 35-25-4 record (.578) in its past 64 extra-inning games, dating back to the 2000 season.

FAN MAIL – At first, they trickled in ... but there was no stopping hundreds of e-mails, faxes and chatboard posts that came flooding through the information highway in praise of the Notre Dame baseball team and the way it competed at the 2000 NCAA Starkville Regional. A large portion came from rabid Bulldogs fans, who informally had inducted the names of Irish players such as **Steve Stanley**, **Kris Billmaier**, **Danny Tamayo**, **Jeff Felker**, **Matt Nussbaum**, **Alec Porzel** and **John Corbin** into the storied history of Dudy Noble Field. A common thread in all the e-mails was a desire for the Irish to make a return visit ... and it didn't take long, as Notre Dame opened 2001 at the Mississippi State Classic (with a pair of wins over the Bulldogs).


(ALMOST) FIFTY STATES – The Notre Dame baseball program's list of all-time monogram winners includes players from 44 home states. Pitchers **Brandon Vilorio** (Wailuku, Hawaii) in 2000 and **Cody Wilkins** (Hudson, N.C.) in 2004 became the first players from their respective states ever to monogram with the Irish baseball program. The only states that have yet to produce Notre Dame baseball letterwinners are Alaska, Idaho, Nevada, New Hampshire, South Carolina and Vermont. Notre Dame's rosters since the mid-1990s have featured players from 37 different states (17 on the 2013 roster).

FIRST-ROUNDERS – **A.J. Pollock** was named all-BIG EAST first team for the second straight season in 2009 before being chosen by the Arizona Diamondbacks with the 17th overall selection of the Major League Draft. Pollock is one of 28 Notre Dame players drafted in the first 10 rounds (since 1965), including 22 since 1995. **Brad Lidge** earned the 1998 BIG EAST pitcher-of-the-year award and several weeks later was selected in the draft by the Houston Astros, with the 17th overall pick. **Ken Plesha**, a sophomore catcher in 1965, was Notre Dame's initial first-round pick (17th pick, Chicago White Sox) while RHP **Aaron Heilman** was the 18th overall selection in 2001 (N.Y. Mets).

FIVE-PEAT – Notre Dame was the first team ever to win three straight BIG EAST Tournament titles (2002-2004; also won in 2005, 2006). At the end of 2006, Oral Roberts (nine) was the only team with a longer active streak of conference tourney titles.



FLAG-RAISING/RING CEREMONY – The 2002 Notre Dame baseball team was honored during a public ceremony at Frank Eck Stadium on Sept. 15, 2002, when the team members and coaches received their College World Series rings (pictured). A CWS flag also was unveiled beyond the rightfield fence and the special event included memorable audio clips from the season, with Hall of Famer Tommy Lasorda serving as a special guest speaker.



FORTY-WIN SEASONS – Notre Dame posted 16 straight seasons with 40-plus wins from 1989–2004, the nation's third-longest streak at the time, behind Florida State and Wichita State (both 27). The streak included a 51–12 season in 2004, 50–18 in 2002, 49 wins in 2001, 48 in 1989 and 1992, 46 in four years (1990, 1993–1994, 2000), 45 in 1991 and 2003, and 44 in 1995.

.400 HITTERS – Notre Dame players have hit .400-plus 13 times since 1980, most recently 1B **Craig Cooper** (.425 in 2006) and CF **Steve Stanley** (.400 in 2001, .439 in 2002). Three other outfielders have posted multiple .400 seasons: **Dan Peltier** (.414 in 1988, .446 in 1989), **Eric Danapilis** (.429 in 1990, .438 in 1993) and **Scott Sollmann** (.402 in 1994, .406 in 1995). Danapilis and **Edwin Hartwell** battled atop the NCAA batting charts in 1993, with Hartwell ultimately claiming the Notre Dame season record that he still holds (.447).

FRESHMAN BATTING CHAMPS – **Trey Mancini's** breakout 2011 season saw him become the fifth freshman to ever lead Notre Dame in batting average. He actually led the Irish in all three triple crown categories (.323, 9, 34). Mancini was the first rookie to lead Notre Dame in hitting since **A.J.**

Pollock in 2007. Pollock's .372 mark ranked as the third-best by a Notre Dame freshman and tops since **Scott Sollmann** hit .404 in his 1994 rookie season. Pollock and Mancini each collected third team all-BIG EAST honors. Mancini was named the BIG EAST Rookie of the Year, while Pollock ranked fourth on the BIG EAST batting charts, trailing only a pair of senior outfielders and Rutgers junior shortstop **Todd Frazier** (the 2007 BIG EAST player of the year).

FRESHMAN CLASS, #1 ... AND #4 – Notre Dame's 2002 freshman class was ranked tops in the nation by *Baseball America*. *Baseball America* also rated Notre Dame's 2004 freshman class – led by pitcher **Jeff Manship** (#3-rated incoming freshman) – as that season's 6th-best class.

► The 2008 group of newcomers (13 freshmen and one transfer) was rated by *Collegiate Baseball* magazine as the nation's fourth-best recruiting class. It marked the second-highest ranking ever for a Notre Dame baseball recruiting class, trailing only the newcomers to the 2002 team who were the nation's top-ranked incoming class that season (per *Baseball America*). *Baseball America* recognized the group as the nation's sixth-best recruiting class for the 2008 season.

HOME RUNS – Notre Dame flirted with the team home run record from 1997–99, including a record-setting 66 home runs in 1997. The Irish posted another record in 1998 (73) before surging in 1999 for 70 HRs, with 12 players leaving the yard. Notre Dame totaled 384 home runs from 1997–2003, averaging nearly 45 long balls per season.


► Catcher/DH **Jeff Wagner** ('96–99; 49) and infielder **Brant Ust** ('97–99; 46) made a run at the Notre Dame single-season home run record (20), set in 1991 by **Frank Jacobs**. Wagner hit 17 homers in 1997 while Ust hit 18 long balls in 1998 and 17 in the 1999 season, as a junior.

► In 2009, senior shortstop **Jeremy Barnes** and junior centerfielder **A.J. Pollock** were the first set of Irish teammates to hit 10 or more home runs in one season since 2004. Barnes slugged 15 long balls, while Pollock added 10.

► **Eric Jagielo** and **Trey Mancini** drilled 13 and 12 home runs, respectively, in 2012. The sophomore duo was the first set of Irish second-year players to hit double-digit home runs since '04. In fact, Jagielo and Mancini were the only set of BIG EAST teammates to each register at least 10 home runs last season. They enter 2013 as the only returning tandem in college baseball to have hit at least 12 home runs last season.



Notre Dame's 1998 team amassed a school-record 73 home runs, including (from left): junior CF Allen Greene (7), senior SS J.J. Brock (13), sophomore 3B Brant Ust (18), junior C Jeff Wagner (14), freshman LF Alec Porzel (7) and senior 1B Dan Leatherman (8).



Pat Pesavento

IRON MEN – Notre Dame centerfielder **Steve Stanley** missed only 25 innings during his four seasons and started all 256 games of his career – the second-longest streak of consecutive starts in D-I baseball history (Clemson shortstop **Khalil Greene** started 272, also from 1999–02). Stanley bested the Irish record of 204 consecutive starts, set in the late 1980s by shortstop **Pat Pesavento**. Pesavento did not start the 19th game of his first season, the second game of a crosstown doubleheader with Bethel College on April 3, 1986. He then started the final 31 games of 1986, all 44 of '87, each of the 61 games in '88 and all of the marathon 68-game season in 1989.

► Pesavento's Notre Dame records for career hits (296) and runs (246) were broken by Stanley, with Pesavento now ranking third in stolen bases (94), fourth in walks (143), sixth in at-bats (806) and seventh in batting average (.367). He also played football at Notre Dame in 1984 and '85, as a backup quarterback.

► Stanley's impressive streak included playing in 98.86 percent of the innings from 1999–2002 (2,166 of 2,191, all in CF), with a streak of 764.2 consecutive (2,294 outs) spanning 1999 (final 267.2) and 2000 (first 497). He played every inning in 249 of his 256 career games. Infielder **Brant Ust** ('97–99) started 179 straight games in his career, good for the third-longest streak in Notre Dame history.

► Shortstop **Brett Lilley** ('05–08) started all 231 games of his Notre Dame career, but the streak was not consecutive.

► Second baseman **Frank DeSico** has started 156 of the 159 games of his Irish career. In fact, he has started 156 of Notre Dame's last 158 games overall. DeSico missed back-to-back games against Michigan during the 2011 campaign.



Brad Lidge (above, far left and in action photo at left) celebrates the Astros' no-hitter at Yankee Stadium.



Jeff Manship



Aron Heilman



Jeff Samardzija



Mike Crowley



Larry Dolan



Joe Garagiola, Jr.



Tommy Hawkins



John McHale



Brian O'Gara

MLB CONNECTIONS – In addition to numerous current Major League players who honed their craft with the Irish baseball program, a number of Notre Dame graduates have served as top executives in Major League Baseball: Cleveland Indians owner and CEO **Lawrence Dolan** ('54, '56 Notre Dame Law), Indians president **Paul Dolan** ('83), MLB senior VP of operations/former Arizona Diamondbacks GM/VP **Joe Garagiola, Jr.** ('72), Oakland A's president **Mike Crowley** ('85), recently-retired Los Angeles Dodgers VP of External Affairs **Tommy Hawkins** ('59, Notre Dame basketball star), MLB Executive VP of Administration **John McHale** ('71), MLB Director of Special Events **Brian O'Gara** ('89) and former Tampa Bay owner/CEO/VP **Vince Naimoli** ('59).

► Former Notre Dame pitcher **Brad Lidge** ranked as one of Major League Baseball's top rookies in his first full season with the Houston Astros and was the winning pitcher in the historic no-hitter versus the New York Yankees on June 11, 2003 – the first no-hitter versus the Yankees since 1958 (6,980 games) and first suffered by the Yankees at home since 1952. Lidge – one of MLB's elite closers (set National League record for strikeouts by a reliever in 2004) – is one of eight recent Irish pitchers who have gone on to pitch in the big leagues (also **Aron Heilman** with the N.Y. Mets, Chicago Cubs and Arizona Diamondbacks, **Jeff Samardzija** with the Chicago Cubs, **Jeff Manship** with the Minnesota Twins, **John Axford** with the San Francisco Giants and Milwaukee Brewers, **Christian Parker** with the Yankees, **Kyle Weiland** with the Boston Red Sox and Houston Astros and **David Phelps** with the New York Yankees) while two early-1990s Notre Dame players – infielder **Craig Counsell** and LHP **Chris Michalak** – have played for multiple MLB teams. **A.J. Pollock** became the most recent former Irish player to reach MLB. He made his debut for the Arizona Diamondbacks in 2012. (see more on Notre Dame in MLB on page 135).

GAME-ENDING HOME RUNS – Former Irish shortstop **Alec Porzel** ('01) made a name for himself when it came to game-ending home runs. In addition to his 10th-inning blast against Pittsburgh (11-8) in 2000, Porzel beat the Panthers with a first-pitch home run to cap the 1999 series with the Panthers (9-8, in the 9th). As a freshman, he ended the longest game in Eck Stadium history with a 15th-inning blast against West Virginia (5-3) – and his first career grand slam broke a 7-7 tie in the 8th inning of the 2000 BIG EAST Tournament comeback win over Pittsburgh (15-7).

► Porzel's 2000 game-ending home run was one of three on three consecutive weekends, following **Jeff Felker's** first-pitch shot against St. John's (9-8) and prior to **Brian Stavisky's** two-run blast against Rutgers (4-3). Eleven months later, three players reached on 2-out, 2-strike pitches before **Ken Meyer** launched an 0-2 pitch over the left field fence to beat Central Michigan, 6-4 (Notre Dame assumed the No. 1 national ranking four days later).

► Four of Notre Dame's 14 game-ending home runs since 1995 came in the above 12-month stretch (April 30, 2000 – April 19, 2001) – with two in 2002, from **Joe Thaman** (vs. Ark.-Little Rock, 7-5) and Stavisky on a dramatic two-run blast to cap a College World Series rally vs. Rice (5-3). **Craig Cooper's** 12th-inning shot beat

Purdue in a game played at downtown South Bend's Coveleski Stadium (9-7; April 20, 2005).

► **Evan Sharpley's** 10th-inning solo blast gave the Irish a thrilling 11-10 victory over Maine on March 4, 2008.

► **David Mills'** took a 1-1 fast ball from Cincinnati closer Andrew Burkett and deposited it over the left field wall for a walk-off home run that gave the Irish a thrilling 5-4 victory in the rubber game of the three-game series with the Bearcats on April 25, 2010. Mills' heroics marked the first time an Eck Stadium crowd had been treated to a game-ending home run since nearly four years earlier to the day (April 15, 2006), as **Alex Netter's** two-run bomb completed a rally that beat St. John's, 7-5, and gave Notre Dame its 17th straight victory.

► **Ryan Bull** lofted a 1-0 pitch over the right field wall for a walk-off home run to give Notre Dame a 6-5 win over Pittsburgh on March 23, 2012. He was the first Irish rookie to hit a game-ending round tripper since Porzel in 1999.

GRADUATION RATE – In addition to their on-field success, the past 18 Notre Dame baseball teams (1995-2012) have combined for a 100-percent graduation rate (113-of-113), among players who completed their eligibility.

► Twenty-four other players who signed professionally after their junior seasons have returned to complete or near completion of their degree requirements.

► Notre Dame baseball compiled a graduation rate of 100 percent, according to the Graduation Success Rate (GSR) measurements developed by the NCAA, for the eighth consecutive year. The Irish are one of five Division I baseball programs to register a perfect score of 100 on each of the eight GSR reports.

► Notre Dame is the only program among the five with eight straight years of perfect scores to compete in a Bowl Championship Series (BCS) conference.

► The Irish were one of 14 NCAA Division I baseball programs to record a perfect GSR score in the most recent report and one of four from a BCS conference. Joining Notre Dame with perfect GSR scores from a BCS conference were Stanford, Wake Forest and Duke.

HARDWOOD TO THE DIAMOND – **Jean Dubuc** was one of the top players on Notre Dame's third varsity basketball team in 1907. He later pitched nine years in Major League Baseball. As a baseball scout, he signed future Detroit Tigers' Hall of Famer Hank Greenberg. In 1909, **Clement Ulatowski** was a starter for the Irish hoops squad. He became



Kevin Hardy (left) was Notre Dame's first three-sport athlete in the second half of the century ('64-'65, also football, basketball) while Bob Arzen (right) was accomplished both on the diamond and the hardwood.

a MLB catcher and played in Weeghman Park before it was named Wrigley Field.

► **Rupert Mills** and **Dutch Bergman** were team stalwarts for NVM from 1912-14. Each reached MLB. In 1914, they became the first two Notre Dame men to earn four varsity monograms in the same academic year. Only two other Irish athletes have earned that distinction, **George Ratterman** and **Johnny Lujack**.

► **Joe Jachym** was a two-time baseball captain in the late 1920s (including the 1927 Helms' Foundation National Championship team). After his Minor League baseball career ended, Jachym became the batting practice pitcher for the Detroit Tigers.

► **Lancelot Yank Terry** came to Notre Dame to play basketball in the early 1930s, but was cut from the squad. He went out for the baseball team as a shortstop and was also cut. Ten years later, he was a pitcher in MLB. Around that same time, **Billy Reed** came to Notre Dame. He left Notre Dame after one year, but played Pro Basketball in the late 1940s and was a second baseman for the Boston Braves in 1952.

► **Jim Gibbons** was a three year starter at guard for Notre Dame (1950-52). He was also a pitcher/outfielder on the diamond. One of his two-sport teammates was **Dick Rosenthal**, who later played in the NBA. A few years after graduation, Gibbons was the part-time assistant coach for both basketball and baseball. He was the primary recruiter for both teams. Partly because of his own two-sport background and partly because baseball had only two scholarships to divide up to fill their roster, Gibbons looked for basketball players who could also play baseball.

► Gibbons came up with his best recruit for the class of 1961 ... a guy named **Carl Yastrzemski**. He was a shortstop in baseball but actually thought he was a better basketball player (as a sweet-shooting guard). Gibbons and "Yaz" remain friends to this day, taking long fishing trips every summer. A half dozen years ago, Yastrzemski made 23 special baseball rings, one for each year he spent in MLB, and gave them to 23 important

people in his life. Gibbons received one. He wears it along with his 1960 MLB World Series ring, which he earned as a Minor League Manager in the Pittsburgh Pirates system.

► Not long after Yastrzemski, Gibbons brought in a trio of 6-foot-6 basketball players who were also pitchers. Two signed out of high school and bypassed Notre Dame for minor league baseball, but the third player was **Ron Reed**. He was a first round draft pick and played two years with the Detroit Pistons before starting a 19-year career in MLB.

► **Bob Arzen** was a three-year starter, two-year captain and all-american for Notre Dame in basketball. In addition to his five-year career in the ABA and NBA, Arzen spent three seasons as a pitcher in the minor leagues.



Brett Lilley's 109 career hit-by-pitch are the most in NCAA Division I history.

HBP ... PDQ — Former Irish outfielder **Cody Rizzo** ('06) held the Notre Dame record for times hit-by-pitch in a season (28, in 2003) and the career record of 84. His career total was tied for second in NCAA history at the time of his graduation. Rizzo helped Notre Dame set the team HBP record in 2004 (105; then fifth on the NCAA all-time list) and the Irish then set the NCAA record for HBPs in 2005, with 130 (plus 100 in 2006).

► Former Irish shortstop **Brett Lilley** ('07) led the way in 2005 with 30 HBPs, besting the record of Rizzo (who had 21 HBPs in both 2004 and 2005). Lilley's 109 career HBPs sits atop the all-time NCAA list (for more see Lilley Stands Alone).

HEILMAN — RHP **Aaron Heilman** — who made his Major League debut with the New York Mets in 2003 — completed his college career (1998-01) as one of the most accomplished student-athletes in Notre Dame history (see Four-Year All-Americans and 40-400 notes). He led the nation in ERA as a freshman in 1998 (1.61) before serving as one of the top pitchers on the U.S. National Team in the summer of 1999. He was a finalist for several 2001 national player-of-the-year awards while posting

four Notre Dame career records (43 wins, 425 strikeouts, 393.2 innings, six double-digit strikeout games) and five season records (15 wins, 118 strikeouts, 12 complete games, 15 consecutive wins, 15-0 start).

► Heilman set BIG EAST Conference records for career BIG EAST wins (23-4), strikeouts in BIG EAST play (199), complete games in a BIG EAST season (eight) and career (18) — while tying the record for strikeouts in a BIG EAST game (18, 10-inning win at West Virginia in 2001). His 2.49 career ERA now ranks third in the Notre Dame record book and was the best by an Irish pitcher since the early 1960s.

► Heilman also posted the second-best career strikeout-to-walk ratio in the Notre Dame record book (3.66), won 25 of his final 26 decisions, had a 24-3 record and 2.14 ERA in road games, and averaged 33.0 innings per home run allowed. A 54th-round New York Yankees draft pick after his senior year at Logansport (Ind.) High School in 1997, Heilman went on to be the 31st overall pick in the 2000 Major league draft (Minnesota Twins compensatory "sandwich pick") and then was selected by the Mets 18th overall in 2001 (after returning to Notre Dame for his senior year).

HELD ACCOUNTABLE — Notre Dame shortstop **Brett Lilley** ('07) completed his undergraduate degree in seven semesters, graduating as an accounting major following the 2007 fall semester. Lilley — who also completed Notre Dame's accelerated one-year master's in accountancy program — compiled a 3.95 GPA (19 A grades, two B+ grades) over one three-semester span (despite an advanced load/60 credits) and was named a 2007 first team Academic All-American. He ended the 2007 spring semester with a 3.81 cumulative GPA that included a 3.95 in the 2007 spring semester (21 credits), after posting a 3.91 in the 2006 fall term (21) and a 4.0 in-season GPA for the 2006 spring semester (18). His first six semesters saw Lilley receive 25 A's, five A-minuses, four B-pluses, one B and a B-minus among his 36 classes. He added another first team Academic All-America nod in 2008, as well as the NCAA Post Graduate Scholarship. Lilley spent two years (2008-2009) with the St. Louis Cardinals organization.

► Senior **Patrick Veerkamp** owns the highest cumulative GPA on Notre Dame's 2013 team (3.915). He recorded back-to-back perfect 4.00 GPA in the fall semester of 2011 and spring semester of 2012. Veerkamp has earned Dean's List accolades (3.75 GPA or higher) in each of his seven semesters on campus. He has registered the following GPAs in his other five semesters: 3.745 (fall 2009), 3.941 (spring 2010), 3.980 (fall 2010), 3.834 (spring 2011) and 3.917 (fall 2012).



Johnny Mohardt



George Gipp

MULTI-SPORT ATHLETES – Notre Dame's history includes many multi-sport athletes. One of the best-known baseball/football players is **Johnny Mohardt**, who teamed with **George Gipp** in the backfield on Knute Rockne's 1920 national championship team, captained the 1921 baseball squad and played professionally in both sports (his teammates included such legends as Red Grange and Ty Cobb).

► Future athletic director **Dick Rosenthal** pulled off another double (1951-53), with two baseball letters and All-America basketball honors. Joining him on the diamond and the court was **Jim Gibbons**, who later served his alma mater as an assistant baseball coach and assistant vice-president.

► Former Irish safety **Pat Eilers** won a Notre Dame baseball monogram in 1988 while **Frank Jacobs** ('91) – one of the top long-ball hitters in Irish history – started at tight end for the 1988 national championship football team. **Irv Smith**, a starting tight end in 1992, earned baseball letters in 1990 and 1991. Shortstop **Paul Failla**, a third-round California Angels draft pick ('94), was a backup QB on the 1993 football team while **Scott Sollmann** led the 1994 Irish with a .402 batting average and saw football action as a special teams player and reserve wideout (1994-95). Quarterback **Joe Theismann** – a 39th-round draft choice of the Minnesota Twins ('71) – played six baseball games with the Irish in 1970, also playing in various summer leagues.

► The two-sport tradition has lived on in recent teams, as **Jeff Samardzija** quickly became one of Notre Dame's top pitchers (5th-round draft pick of the Chicago Cubs in 2006)



Dick Rosenthal



Jim Gibbons

INDOOR FACILITY – Notre Dame benefits from practicing at one of the nation's premier indoor college baseball facilities – the hitting and pitching facility adjacent to Eck Stadium. The 2000 addition, donated by alumnus Frank Eck, was renovated in 2012 and includes wall-to-wall synthetic turf floor; four full and two half batting cages on a track system which allows for retraction; permanent pitching mounds within the tunnels; and an "Iron Mike" pitching machine, with automatic ball feeder and remote control. The 120 x 80 facility includes men's and women's restrooms and a classroom for video analysis.

IN MEMORY – 4,600 people attended the game at U.S. Cellular Field (home of the Chicago White Sox) on April 16, 2008 between Notre Dame and Northern Illinois with all the ticket proceeds (over \$50,000) benefiting the NIU February 14 Scholarship Fund. The crowd was the largest for an Irish game since June 5, 2005 when 4,851 saw Florida defeat Notre Dame in the 2005 NCAA Gainesville Regional.

JAKE – **Clarence Kline** needed only one name for those in baseball to know the personality involved. "Jake" Kline began his Notre Dame career in 1915 and earned three monograms while hitting .300 each year and captaining the 1917 squad. He still shares the team record with three home runs in a game. Kline returned as freshman baseball coach in 1931, after serving in World War I and in various baseball leagues. In 1934, he became the school's 15th coach ... and the 16th would not be needed for 42 seasons. Jake retired in 1975, after more than 1,000 games and 558 wins. He was voted into the College Baseball Hall of Fame in 1968, and the former Cartier Field was named Jake Kline Field in 1975. Kline was active in many Notre Dame functions until his death in 1989, at age 94. His spirit lives on – as the official title of the surface at Eck Stadium is Jake Kline Field at Eck Stadium.

KANALEY, O'CONNOR & ZORICH – The most prestigious honor awarded to Notre Dame student-athletes is named in memory of a former baseball player. The **Byron Kanaley** Award has been presented since 1927 to senior monogram athletes who have been most exemplary as students and leaders. The awards are named in honor of the Weedsport, N.Y., native and 1904 graduate who was an outfielder with the Notre Dame baseball program. Kanaley went on to a successful banking career in Chicago and served as a lay trustee of the University from 1915 until his death in 1960. Fourteen Irish baseball players have received the award, including former Mid-American Conference commissioner **Rick Chryst** ('83) and recent honorees **Jeff Perconte** ('01),

Mike Naumann ('01), **Tom Thornton** ('06) and **Cole Johnson** ('11).

► The quality of Notre Dame's 2000 baseball senior class was validated when Perconte received a Kanaley Award and catcher **Matt Nussbaum** received the **Francis Patrick O'Connor** Award, presented to one male and one female student-athlete who embody team spirit, inspiration, caring, courage, honesty and patience. The award is named after a student-athlete (son of Bucky O'Connor, a 1940s guard on the Notre Dame football team) who died in 1973 following his freshman year. **Steve Sollmann** was a rare junior-year recipient of the O'Connor Award (in 2003).

► Thornton received the Kanaley Award and also was honored by the athletics department with the **Chris Zorich** Award (in recognition of community service excellence). He joined former women's basketball standout Ruth Riley ('01) as the first Notre Dame student-athletes ever to receive the Kanaley and Zorich awards. **Tommy Chase** captured the Zorich Award in 2012.



KEYNOTE SPEAKERS – Baseball Hall of Famer **Tommy Lasorda** (above left) has developed a special relationship with Notre Dame, providing a rousing speech at the pep rally prior to the 2001 Notre Dame-Tennessee football game before serving as keynote speaker for the baseball team's inaugural "Opening Night Dinner," held Feb. 18, 2002, and moved to the Joyce Center Fieldhouse due to excessive ticket demand (nearly 1,000 attended). Lasorda later visited the Irish at a team breakfast at the 2002 College World Series and returned to campus for a CWS ring ceremony at Eck Stadium, on the day of the 2002 Notre Dame-Michigan football game.

► The popular event returned in 2003, with nearly 1,000 fans turning out as Chicago Cubs GM **Jim Hendry** (above middle) served as a guest speaker. Bestselling author and aid baseball fan **John Grisham** attracted a crowd in excess of 1,400 for the 2004 event. The blockbuster speakers for the 2005 dinner – seven-time Cy Young Award winner **Roger Clemens** and fellow Houston Astros pitcher **Brad Lidge** (a former standout with the Irish) – helped sell out the Joyce Center Fieldhouse (1,750 seats) in three weeks – with another sellout for the 2006 event featuring then Notre Dame football coach **Charlie Weis** and former Notre Dame All-America pitcher **Aaron**

Heilman (now with the Arizona Diamondbacks). The 2007 dinner – featuring big-league manager **Jim Leyland** and former Notre Dame standout **Craig Counsell** – was another sellout.

► The 2008 event, which fell just shy of a fourth consecutive sellout, included MLB commissioner **Bud Selig** and former Irish shortstop **Greg Lopez**.

► The 2009 dinner featured current manager of the Los Angeles Angels of Anaheim **Mike Scioscia** and former Irish hurler and current Chicago Cubs reliever **Jeff Samardzija** ('07).

► The 2010 dinner featured former Atlanta Braves pitcher and Irish All-American **Ron Reed**, as well as current Notre Dame head football coach **Brian Kelly**.



LIDGE JOINS SELECT IRISH GROUP – **Brad Lidge**, who retired in 2012, became the sixth Irish baseball player to help their MLB club claim the World Series title. Just as he did all season in 2008, Lidge nailed down Philadelphia's 4-3 victory over the Tampa Bay Rays in Game 5, securing the Phillies' second World Series championship in franchise history. Lidge, 41-for-41 in save chances during the regular season, earned his seventh save in as many tries in the postseason.

► Before coming to Philadelphia, Lidge was best remembered for allowing that mammoth homer to St. Louis' Albert Pujols in the 2005 NL championship series. But he was rejuvenated with the Phillies. Lidge was 2-0 with a 1.95 ERA and saved each of his 48 opportunities.

LILLEY STANDS ALONE – Former Notre Dame shortstop **Brett Lilley** ('07) set an NCAA Division I record in the second inning of the 13-8 victory over Manchester College on April 9, 2008 when he was plunked for the 93rd time in his career, breaking the previous all-time NCAA Division I record held by Tony Hurtado of San Francisco (1997-2000). Lilley set the record in 203 games, 18 fewer than Hurtado. He had already broken the Notre Dame school record of 84 (now third most in NCAA history) held by **Cody Rizzo** (2003-06) earlier in the season. Lilley would finish his career with 109

career HBPs, surpassing both the NCAA Division II and III records to claim the all-division mark. He was plunked by 81 different pitchers and 45 different teams over his career. Lilley was hit-by-pitch three or more times in a single game on five different occasions, including the Notre Dame single-game school record of four. Lilley came around to score 40 times on the 109 career HBPs.

LILLEY ACADEMIC ALL-AMERICAN AGAIN – **Brett Lilley** ('07) was named an *ESPN The Magazine* first team Academic All-American as selected by the College Sports Information Directors of America for the second straight year in 2008. He was the first Irish baseball player to ever earn first team distinction on multiple occasions. Lilley was the school's 199th all-time Academic All-America selection. His honor marks the 12th time this decade that a Notre Dame baseball player has received Academic All-America recognition. The Irish baseball program has now seen 18 different players combine for 25 Academic All-America awards (since 1977), with Lilley becoming the 10th different Irish baseball player to be a first team Academic All-American. He was the seventh Notre Dame baseball player ever to repeat as an Academic All-American (the other six who have done so include Loughran, Peltier, Binkiewicz, Naumann, Stavisky and Sollmann).

MAJOR STUDIES – The Notre Dame baseball team's academic achievement is all the more noteworthy when considering some of the challenging majors, notably: 2001 graduate and Academic All-America LHP **Mike Naumann** (science pre-professional), 2002 graduate **Ken Meyer** (civil engineering), 2003 graduate RHP **Brandon Voloria** (electrical engineering degree), 2006 graduate SS **Greg Lopez** (science pre-professional studies and anthropology double major) and 2011 graduate RHP **Cole Johnson** (science pre-professional studies and spanish double major).

► **Matt Weglarz** was enrolled in Notre Dame's prestigious MBA program while serving as a catcher with the Irish in 2007. **Brett Lilley** ('07), who earned his undergraduate degree in accounting in seven semesters, also completed Notre Dame's accelerated one-year master's in accountancy program.

► Senior RHP **Patrick Veerkamp** not only carries a 3.915 grade-point average, but does so in science pre-professional studies. In fact, Veerkamp has scored consecutive 4.0 GPAs during the past two semesters.



Frank Jacobs



Jeff Samardzija

while emerging as a two-time All-American and record-setting talent at wide receiver with the Irish football team. Samardzija did own a pair of single-season receiving records (receptions and yards), once held all three career receiving marks (receptions, yards and touchdowns) and shared another (single-season receiving touchdowns), but was ultimately passed by another two-sport star.

► In 2009, **Golden Tate** was Notre Dame football's 31st selection in school history to achieve unanimous All-America status, most all-time by any FBS school.

► The 2009 Biletnikoff Award winner, Tate equaled or surpassed eight school records, including most catches and receiving yards in a season, tied for most touchdown catches in a season, most receiving yards in a career, most 100-yard receiving games in a season and career, most receiving yards per game in a season and tied for most consecutive games with a touchdown reception.

► Tate also ranks second in career TD receptions and is tied for third in career receptions.

► **Evan Sharpley** and **Eric Maust** also suited up for the Irish on the gridiron in 2009. Sharpley remains the only Irish player to ever throw multiple touchdown passes (five in 2007) and hit multiple home runs (13 in 2008) in the same academic year.

► **Pat Connaughton** also is a guard on the Irish basketball team. He is the 66th Notre Dame student-athlete to compete in both basketball and baseball and the first to do so since **Tom Hansen** during the 1973-74 academic year.



Golden Tate



Pat Connaughton



NO-HITTERS ... AND NEAR-MISSES – Notre Dame pitchers have posted nine known no-hitters (see p. 200), including two by **Norwood Gibson** in the late 1800s. Recent solo no-hitters have come from **Brian Piotrowicz** (2-0 vs. Ball State; 5/11/88; 7 IP; 24 batters, 4 Ks, 3 BB) and LHP **Don Wolfe** (10-0 vs. Butler; 4/20/75; 7 IP; 12 Ks, 2 BB). The most recent 9-inning no-hitter came in 1949, when **Bob Nemes**, **Dick Smullen** and **Tony Lipton** each had 3.0 IP in a 12-0 win over Pensacola. **Mike Mandjia** is the most recent to toss a solo 9-inning no-hitter (5-0 vs. University of Chicago, in '38). One of the program's biggest moments nearly happened May 12, 1999, when three pitchers came within one strike of the program's first 9-inning no-hitter in 61 years. A pair of seniors faced 13 batters over the first four innings in that 1-0 win over eventual national champ Miami (UM's first shutout loss in 248 games). **Alex Shilliday** (above left) kept Miami off-balance with his changeup (4 Ks, 2 BB, caught stealing) before lefty **Chris McKeown** (center) took the mound (2 IP; 4 Ks, 1 BB, pickoff to second). All-American **Aaron Heilman** (right) closed with five strong innings (72 pitches, 7 Ks, 4 groundouts, 3 BB), allowing a 2-out, 1-2 single by Mike Rodriguez in the 9th before striking out future USA teammate Manny Crespo (2-2 slider).

► RHP **Chris Niesel** was one out away from no-hitting West Virginia in a 7-inning series opener on May 3, 2003, with the Irish winning (1-0) while Niesel had nine Ks, one walk and allowed a late bunt single. Fans at Eck Stadium on April 18, 2007, then were treated to a very rare sight – as LHP **Sam Elam** and Purdue RHP Matt Bischoff combined to allow no hits through the first 7-plus innings. Elam (6 BB, all in first 6 IP) allowed his only hit (9 IP) with two outs in the 8th while Bischoff's perfect game ended on a leadoff single from **Jeremy Barnes** in the 9th (the Irish won, 1-0 in the 10th). Elam was the first Irish pitcher with a 1-hit, 9-inning stint since the record-setting 25-1 win over South Alabama in the 2002 NCAA Regional at Eck Stadium. RHP **Grant Johnson** faced only 30 batters that day and became the 13th pitcher ever to toss a no-hitter or 1-hitter in the NCAAAs (8 Ks, 1 BB, 2 hit batters).

MEDIA GUIDE #1 – The 2006 Notre Dame baseball media guide was rated "best in the nation" during annual judging that is coordinated by the National Collegiate Baseball Writers Association (NCBWA) and the College Sports Information Directors of America (CoSIDA). The Irish baseball media guide has been rated among the nation's best since the late 1990s, including second-best in the nation for 1998, third in 1999 and fourth in 2001. The guide has been judged best in District V nine of the past 11 years (second in 2002) and narrowly finished outside the national top-eight from 2002-05.

MR. PRESIDENT – Former Irish centerfielder **Dick Nussbaum** ('74) serves as president of the Notre Dame Alumni Association. He also acts as president for the Notre Dame Monogram Club. Nussbaum led the 1973 Irish in batting average as a junior (.333) and totaled just four career errors while patrolling centerfield. He is part of one of the most successful father-son combinations in the history of Notre Dame baseball, as his son Matt played a number of positions with the Irish and was a two-year starter, in addition to serving as a

senior captain in 2000 before later following in his father's footsteps as a graduate of the Notre Dame Law School ('04).

NAMESAKES – There are two monogram-winning grandfather/grandson combinations in Notre Dame baseball: 3B **Dennis O'Keefe** ('31, captain) and OF **Pat O'Keefe** (lettered '96, '97); and pitchers **Jack** ('45) and **Jess Stewart** ('07). Outfielder **Steve Andres** ('06) was a fourth-generation Notre Dame student whose great-grandfather **William Andres** was an Irish catcher from 1916-18.



NATIONAL PLAYERS OF THE WEEK – Notre Dame's **Brian Stavisky** opened 2001 by batting .692 (9-for-13) and reaching base 10 consecutive times at the Mississippi State Classic. He was recognized by *Collegiate Baseball* as national player of

the week and was the National Collegiate Baseball Writers' national "hitter of the week." His 10 consecutive times on base included hits in his final two at-bats against New Orleans and a 3-for-3 (two walks) later that day against Mississippi State (plus hits in his first three at-bats against MSU the next day).

► **Aaron Heilman** was named by *Collegiate Baseball* as national pitcher of the week twice in 2000, after 12 strikeouts in a 6-4 win over Georgia on March 5 and 18 strikeouts in a 10-inning, 3-1 victory at West Virginia on April 15.

► The 25-1 win over South Alabama in the 2002 NCAAAs resulted in 2B **Steve Sollmann** and RHP **Grant Johnson** earning national player and pitcher-of-the-week honors.

► Catcher **Sean Gaston** earned national player-of-the-week honors after starting his career 10-for-12 (.833) at the Florida Atlantic Classic on Feb. 27-29, 2004.

► First baseman/outfielder **Craig Cooper** earned national hitter-of-the-week (NCBWA) honors in the final week of the 2005 regular season, after batting .565 with 13 RBI (13-for-23, eight runs, two home runs, two walks, HBP) in games against Pittsburgh, USC (2) and West Virginia (3). He repeated national player-of-the-week honors in 2006 (from *Collegiate Baseball* and *Rivals*), after batting a combined 10-for-19 with 13 RBI, nine runs scored and four home runs in midweek games versus Toledo and IPFW, plus the weekend series with Rutgers.

NCAA STAT CHAMPIONS – Eight Notre Dame players have ranked first in an official NCAA season stat: **Shawn Fitzmaurice** (0.34 triples/gm, 1964), **Dan Peltier** (32 doubles, 1989), **Scott Sollmann** (11 triples, 1995), **Aaron Heilman** (1.61 ERA, 1998; also 6th in 2001, at 1.74), **Steve Stanley** ("hardest to strike out" in 2002; 24.64 ABs per K; 271/11), **Craig Cooper** (79 runs, in 2006), **Brett Lilley** (31 HBP, 0.56 per game) and **Adam Norton** (fewest walks per 9 IP; 0.64 walks/9 IP).

NINETIES – Notre Dame posted the seventh-highest winning percentage among D-I programs in the 1990s (.724, 440-168), behind Wichita State, Miami, Clemson, Florida State, LSU and Delaware. The Irish enter 2013 having won 68.7% of their games from 1990-2012 (912-415-4).

NUMBER ONE – The 2001 Notre Dame baseball team claimed the first No. 1 ranking in program history, in the April 23 *Collegiate Baseball* poll (also No. 1 in the *Collegiate Baseball* and *Baseball America* polls the following week). An unprecedented four Notre Dame teams were No. 1 in 2000-01 (also women's soccer, men's fencing and women's basketball).

OFFENSIVE MACHINE – Notre Dame has registered many noteworthy pitching accomplishments over the years but the Irish offense took their place in the sun during a 16-day stretch in 2002 – winning 23-1 over Detroit (7 inn.) and 25-1 over top seed South Alabama in the NCAA Regionals (both at Eck Stadium). It marked the only time in the program's 120-year history that a team had posted multiple wins by 20-plus runs while it had been 101 years since a Notre Dame team had topped 23 runs more than once (the 1901 team had games with 23 and 25 runs).

► The Detroit game featured Notre Dame's 10 first-inning runs, with senior 3B **Andrew Bushey** collecting five of his record-tying seven RBI in the inning. Junior LF **Brian Stavisky** (5-for-5, five runs) joined Bushey (4-for-6) in leading a 28-hit attack (plus six BB).

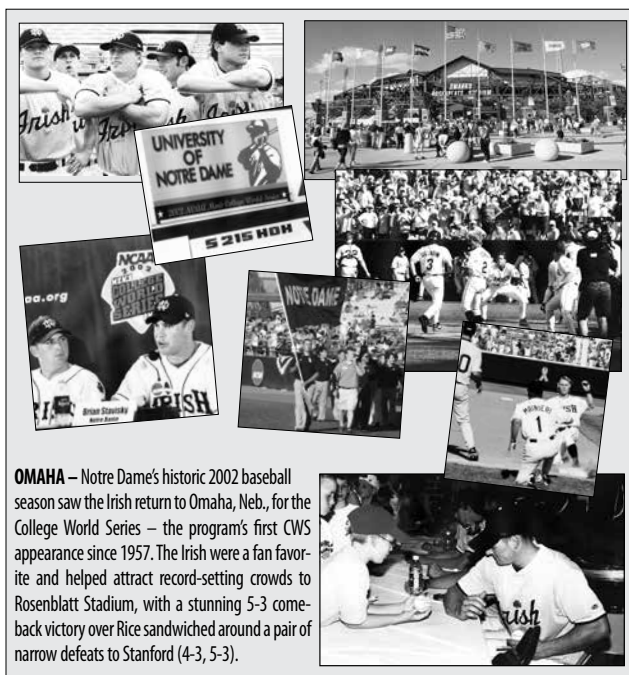
► That game was overshadowed in the win over South Alabama. **Steve Sollmann** (see "Double Domination") set or tied several NCAA and Notre Dame records (6-for-7, seven RBI, six runs, home run, two 3B) and the team-record 32 hits were one shy of the NCAA Tournament record – with Notre Dame's 59 total bases (five HR, three 3B, six 2B) blowing away the NCAA record (51). The Irish started that game batting 13-for-18, with top performers including C **Paul O'Toole** (5-for-5; second time Notre Dame teammates five-plus hits in a game, first since 1903), CF **Steve Stanley** (4-for-5, 4 R), four with three hits and reserve **Brent Weiss** (repeated his grand slam from Detroit game). The 25 runs ranked sixth in Notre Dame history (most since 1982) while the 24-run margin has been bested only once.

► The Irish equaled the output of 25 runs and scoring margin of 24 in a 25-1 rout of Georgetown on March 20, 2008.

OHIO – Several Ohio natives have played key roles for Notre Dame baseball, with the 2002 College World Series team featuring five starters from Ohio, led by four seniors – DH **Matt Bok** (Akron), 3B/C **Andrew Bushey** (Boardman, near Youngstown), C/3B **Paul O'Toole** (Lakewood a suburb of Cleveland) and CF **Steve Stanley** (Upper Arlington, near Columbus) – plus sophomore 2B **Steve Sollmann** (Cincinnati). Another Upper Arlington native, recent SS **Greg Lopez**, joined the Irish in 2003 (as did former SS **Brett Lilley**, a North Canton product, in 2004).

► The 2013 roster features two Buckeye State natives in junior C **Forest Johnson** and senior 2B **Frank DeSico**.

► Notre Dame has had 65 all-time monogram winners from the state of Ohio, which ranks fourth-most in school history. Illinois (150), New York (84) and Indiana (84) are only states with more all-time monogram winners than Ohio.



OMAHA – Notre Dame's historic 2002 baseball season saw the Irish return to Omaha, Neb., for the College World Series – the program's first CWS appearance since 1957. The Irish were a fan favorite and helped attract record-setting crowds to Rosenblatt Stadium, with a stunning 5-3 comeback victory over Rice sandwiched around a pair of narrow defeats to Stanford (4-3, 5-3).

OPPONENTS – Notre Dame has faced 308 opponents entering its 120th year of varsity baseball. Recent first-time opponents include: Liberty, Albany, Lehigh, Texas A&M-Corpus Christi, Buffalo and Mississippi Valley State (2008); Gonzaga and Grambling (2009); Manhattan, Seattle and UAB (2011); Hofstra, Houston Baptist and Kansas (2012).

► Three first-time foes are on the 2013 slate: Massachusetts, Rhode Island, Cal Poly and Quinnipiac. After those games, the program will have faced 199 of 291 current D-I teams (68.4%).

► Notre Dame's most common opponents: Western Michigan (133), Northwestern (131 games), Michigan State (131), Michigan (129), Purdue (121) and Wisconsin (119).

► Noteworthy teams that Notre Dame has yet to face (pre-2013): Oklahoma State, Maryland, VCU, East Carolina, Southern Mississippi and UNLV.

PELTIER – Notre Dame outfielder **Dan Peltier** (1987-1989) was an academic and athletic All-American, with his .406 career batting average still ranking first in the program's history (he ranks second with 60 doubles and 202 RBI). Peltier played in the Major Leagues with the Texas Rangers and San Francisco Giants.

PLAYERS OF THE YEAR – Notre Dame players have been named conference player or pitcher of the year 12 times (since 1983). Third baseman **Brant Ust** and RHP **Brad Lidge** were the fourth set of teammates to win the BIG EAST's top awards in the same season (1998), with RHP **Aaron Heilman** and CF **Steve Stanley** (2001) becoming the sixth pair to earn the top BIG EAST honors – followed by RHP **Jeff Manship** and 1B **Craig Cooper** in 2006. Heilman also earned the top pitcher honor in 2000 (as did **Chris Niesel** in 2003), with Stanley becoming the BIG EAST's first repeat player of the year (2002). Ust was the third sophomore named BIG EAST player of the year, joining former Seton Hall great Mo Vaughn and UConn's Jason Grabowski. Three others were player of the year in the Midwestern Collegiate Conference (no pitcher award): CF **Dan Peltier** (1989), CF **Eric Danapilis** (1993) and LHP **Tom Price** (1994).

PRO PARKS – Notre Dame has played at several pro parks, including two college games and the 2001 exhibition vs. the Tampa Bay Devil Rays at their spring training site, Florida Power Park (pictured), plus 2002, 2004, and 2005 games in Texas at both Dell Diamond (home of triple-A Astros affiliate Round Rock Express) and Wolff Stadium (double-A San Antonio Missions), plus 2006-12 games at Wolff and the 2008 Whataburger Classic at Whataburger Field (home of the double-A Corpus Christi Hooks, also an Astros affiliate). The Irish also played Dayton in 2005 at HoHoKam Park (Cubs spring-training; Mesa, Ariz.) while the 2006-13 BIG EAST Championships have been or will be held in Clearwater, Fla., at Bright House Networks Field (spring training for the Philadelphia Phillies) and the 2007 BIG EAST Championship was in Brooklyn, N.Y., at Keyspan Park (home to the Brooklyn Cyclones, Mets single-A). Notre Dame played at another elite minor-league facility in 2007 (Coastal Federal Field; Baseball at the Beach tournament in Myrtle Beach, S.C.).



Former Notre Dame first baseman Joe Thaman visits with Vinny Castilla at the 2001 exhibition vs. the Devil Rays.

► Previous Irish teams have played at four MLB parks, including the Kingdome (1995 and 1996), Three Rivers Stadium (1998), Metrodome (2000, 2003 and 2006) and U.S. Cellular Field (2008 and 2009). The Irish also have played BIG EAST Tournament games at minor-league Dodd Stadium (Norwich, Conn.), Waterfront Stadium (Trenton, N.J.) and Commerce Bank Ballpark (Bridgewater, N.J.) while Notre Dame and Michigan annually played at Old Kent Park (now 5th/3rd Bank Ballpark), near Grand Rapids from 1995-2008. The Irish also played at the 1998 ACC Blast in Orlando (Atlanta Braves' spring training; Disney Sports Complex).

► The 2013 Irish will take the field at historic Dodgers Stadium on March 10 against Oklahoma.



PHENOMS – Notre Dame has produced five BIG EAST rookies of the year: DH **Jeff Wagner** (1996), infielder **Brant Ust** (1997, pictured above right), 2B **Steve Sollmann** (2001), 3B **Brett Lilley** (2005) and 1B **Trey Mancini** (2011, pictured above left). Wagner set the Irish freshman home run record (10) only to see Ust hit 11 in 1997. Ust was the first freshman middle infielder ever named first team all-BIG EAST and was a consensus Freshman All-American. Sollmann made an impressive transition from the outfield and earned first team all-BIG EAST (as did Wagner and Ust) before being a consensus Freshman All-American – while Lilley was third team all-BIG EAST and a Freshman All-American. **Aaron Heilman** was second team all-conference, a consensus Freshman All-American and one of three players named by *Collegiate Baseball* as 1998 co-national freshman of the year. **Steve Stanley** was second team all-BIG EAST in 1999 (only freshman honored) and his classmate, **Paul O'Toole**, became the seventh Notre Dame player to earn first team Freshman All-America honors in the 1990s. **Brian Stavisky** was the only freshman position player to earn all-BIG EAST in 2000 (2nd team) before being

named a consensus Freshman All-American (his 14 HRs ranked 4th in the nation among freshmen), an honor later earned by **Grant Johnson** (2002), **Jeff Samardzija** (2004), **Kyle Weiland** (2006) and Mancini (2011).

► Mancini became the fifth freshman to ever lead Notre Dame in hitting. He actually led the Irish in each triple crown category (.323, 9, 34). Mancini was the first Irish rookie and eighth player in program history to win the team triple crown.

PRIMETIME PLAYERS – Several Notre Dame players have cranked up their production in the NAAs, including OF **Kris Billmaier** ('03) and 2B **Steve Sollmann** ('04). Billmaier owned only a .271 career batting average in regular-season games but was a clutch performer in the NAAs, batting .448 (39-for-87) in 19 games of the 2000-03 NCAA Regionals, the 2002 Super Regional at Florida State and the 2002 College World Series (his career NCAA stats include 20 RBI, nine runs scored, eight doubles, a triple, nine walks). Sollmann hit .360 over his career, including .462 in 22 NCAA games (43-for-93, 18 RBI, 23 runs scored, one home run, three 3B, two 2B, eight BB, nine SB). Dating back to 1989 (when Notre Dame made its first NCAA appearance since 1970), Sollmann and Billmaier rank second and fourth on the Irish list for career NCAA Tournament batting average (min. 20 at-bats), with infielder **Matt Haas** sparkling for a .514 batting average in the 1992-94 Regionals (19-for-37, 15 RBI, six runs scored, one home run, 2B, three BB).

REGIONAL FINALS – Notre Dame advanced to the NCAA regional final round every year from 2000-05. Only six others (Texas, Miami, Rice, South Carolina, Stanford and LSU) can make that claim.



REUNION – Notre Dame's 1957 College World Series team (pictured above) held its first-ever reunion in the fall of 2001 – on campus the week-end of the Notre Dame-Michigan State football game. For many, it marked the first time they had seen one another since the 1957 CWS. The reunion proved to be a good omen for the Irish baseball program, which eight months later made its first return to Omaha since that 1957 season. The reunion coincided with Notre Dame's alumni game and the 1957 players had a chance to socialize with the 2002 squad at an informal dinner. Key players from the 1957 team were selected for a video interview session that documented the historic season. All starting position players were on hand, aside from deceased outfielder Gene Duffy.



REGIONALS – Notre Dame's Eck Stadium was the site of NCAA Regional action in 1999, 2001, '02 and '04 (only Florida State, LSU, Stanford and Miami hosted more Regionals in that six-year span). Cal State Fullerton advanced from the '99 Regional, which included the Irish, Creighton and Michigan. The event was well received by the community, with a near-record crowd of more than 2,100 for the opener versus Creighton (pictured). Notre Dame previously had played host to NCAA baseball action in 1949 and '59 (when opening games were comprised of geographically-based playoffs). Eck Stadium welcomed UC Santa Barbara, Florida International and Wisconsin-Milwaukee to tangle with Notre Dame in the 2001 Regional, with the Irish then winning the 2002 Regional that featured South Alabama, Ohio State and Kent State – while the 2004 participants included UC Irvine, Kent State and eventual College World Series entrant Arizona.

ROAD WARRIORS – Despite the sweep by USF to end the 2008 regular season, Notre Dame finished the regular season 11-5 on the road. The Irish won just four games on the road in all of 2007 (4-11). Notre Dame not only registered a seven-game road winning streak in 2008, its longest since 2006, but the winning streak actually opened BIG EAST action. The Irish had never opened 7-0 on the road in conference play. In fact, Notre Dame had won seven straight BIG EAST road games just once before in school history (2006).

► Notre Dame won 10 BIG EAST road games in 2008. The Irish fell one victory shy of breaking the single-season record for most BIG EAST victories in school history. The Irish won 10 league games in both 1999 and 2002.

SCORING STREAKS – Notre Dame saw its team-record scoring streak end May 15, 2002 (11-0 vs. Rutgers) and made a run at breaking that record with a 215-game scoring streak from 2002-06 (ended in an 8-0 loss to Minnesota, at the Metrodome). The Irish scored in the final 57 games of 1999, every game of 2000 (64) and 2001 (63), and in the first 46 of 2002 – for a 230-game scoring streak that stretched back to a 12-0 loss at Florida International (Feb. 21, 1999). The latter streak included the final 21 games in 2002 and 63 games each year from 2003-05 (plus five games in 2006), yielding runs in 445 of 446 games prior to the shutout loss versus Minnesota.

► The previous record, a 132-game scoring streak, began with the first game of the Paul Mainieri era, a 10-6 loss to Texas at the Anaheim Classic, on Feb. 24, 1995 (the Irish were shut out by Auburn, 8-0, in the 1994 NCAAAs at Clemson). That streak ended versus Texas Pan-American (2-0) in a 7-inning game on March 10, 1997 (in San Antonio). Other previous long scoring streaks were 121 (April 23, 1930-May 26, 1937) and 103 (May 25, 1907-May 17, 1912).

SHUTOUTS IN THE NCAAAs – **Chuck Symeon** and **Danny Tamayo's** careers at Notre Dame are separated by more than 40 seasons, yet they are the only members of an exclusive club – by virtue of tossing shutouts in NCAA Championship play (two of just three shutouts ever posted by Notre Dame in 68 all-time NCAAAs games). Symeon's win capped his string of 14 shutout innings at the 1957 College World Series, as he opened the Colorado State game with four no-hit innings (the Irish won 23-2) before returning the next day (June 10) to eliminate favorite Texas, 9-0. The junior paced himself by holding back his patented fastball while scattering five singles and five walks, with seven strikeouts, three double plays and a pickoff. Tamayo's shutout came at the 2000 Starkville Regional, with the Irish facing elimination in front



ROSENBLATT – Former Irish head coach ('95-06) and current LSU skipper Paul Manieiri and former Notre Dame assistant coach ('95-'03) and current Virginia headman Brian O'Connor faced off against one another in Omaha.

► In addition to both Manieiri and O'Connor, each had Irish connections on their staff. David Grewe, LSU's associate head coach, was an assistant at Notre Dame from '03-'05. Plus, Javi Sanchez, LSU's hitting coach, played for the Irish ('02-'04). Ross Brezovsky, LSU's coordinator of baseball operations, also played at Notre Dame from '05-'08.

► Eddie Smith was a volunteer assistant under O'Connor at Virginia and he played two seasons for the Irish and graduated in '06.

► Each of the last three Notre Dame head coaches were in Omaha that week. Manieiri, Pat Murphy and Larry Gallo were all present. Murphy coached the Irish from '88-'94 before going to Arizona State. Gallo coached at Notre Dame from '81-'87. Gallo is now an associate AD at North Carolina and oversees baseball.

► Mike Rooney, Director of Special Projects and External Affairs at Arizona State is also a Notre Dame grad. Rooney was an assistant under Murphy from '98-'04 at ASU. He played four years under Murphy at Notre Dame and graduated in '92.

► In all, a total of nine players, coaches and administrators with Irish ties competed in the 2009 CWS. (pictured above)

of a raucous crowd of 10,000-plus rooting mostly for homesteading Mississippi State. Tamayo – who had completed a successful return from "Tommy John" reconstructive surgery but had pitched sparingly in 2000 – shackled the potent Bulldogs with his tough changeup. His 105-pitch gem marked the first time since 1983 that Mississippi State was blanked in an NCAA regional (ending a 59-game regional scoring streak). Tamayo took a no-hitter into the 7th inning and faced just 30 batters, with one strikeout, 10 groundouts and 15 flyouts in his longest career outing (his previous best was five innings, two weeks earlier versus Rutgers).

SIX-HIT CYCLE – **Alec Porzel** was more than just an observer in Notre Dame's 22-18 loss to Pittsburgh on May 7, 2000, at Eck Stadium – batting 6-for-6 and hitting for the cycle, including a traditional and an inside-the-park home run. He was the first player with six hits in 108 years of Notre Dame baseball and first to hit for the cycle since at least the mid-1980s (box scores incomplete) – with the addition of an inside-the-park home run making his day more unique. Porzel tied the BIG EAST hit record and his 15 total bases were three shy of that BIG EAST record. The six-hit game

included: an RBI triple in the 1st; a base hit that kicked past the sliding centerfielder and rolled to the track for a 3rd-inning HR; a single to center in the 5th; and three straight leadoff hits in the 7th (double), 8th (home run) and 9th (single).

STREAK BUSTERS – Notre Dame's 10-4 win in the 2002 NCAA Super Regionals halted Florida State's 25-game win streak, an Atlantic Coast Conference record and one of the longest streaks in D-I baseball history. Ending noteworthy streaks has become a tradition for Notre Dame teams:

► **Nov. 17, 1957** – Dick Lynch's TD provides the only scoring as the Notre Dame football team wins at 2nd-ranked Oklahoma (7-0), ending the Sooners' 47-game win streak (still the NCAA record).

► **Jan. 19, 1974** – Dwight Clay's jumper from the corner provides the winning points as the Irish basketball team halts UCLA's 88-game win streak (still NCAA record) in a 71-70 thriller.

► **Oct. 2, 1994** – The Notre Dame women's soccer team plays to a 0-0 tie with perennial power North Carolina in St. Louis, stopping UNC's 92-game win streak (still an NCAA record) ... one year later, the Irish claim the national title with College Cup wins over UNC and Portland.

SUMMER STARS – A.J. Pollock (pictured immediately right) was named Cape Cod League Pat Sorenti Most Valuable Player in 2008. He joins a list that includes current MLB players Evan Longoria, Mike Fontenot, Carlos Pena, Darin Erstad and Jason Varitek. Pollock was just the second Notre Dame (and BIG EAST for that matter) player to ever capture Cape Cod League MVP. Dick Licini ('68) captured the award in 1968 as a first baseman for the Bourne Braves.

► Pollock finished the regular season on the Cape leading the league in hits (61), doubles (15) and slugging percentage (.556). He ranked second in batting average at .377 – a clip that remained above .300 all summer long – as well as second in extra-base hits with 20. Pollock also ranked third in on-base percentage (.455) and runs scored (35). He smacked four home runs, drove in 25 RBI and stole 11 bases. Pollock started in center field as a West Division All-Star, going 2-for-3 at the plate, including a solo home run. He proved to be the perfect leadoff hitter for Falmouth, relying on his ability to make contact and put the ball in play, striking out only 24 times in 162 at-bats.

► Three Notre Dame players made big names for themselves in the 2000 Cape Cod League, the nation's premier wood-bat summer league. Centerfielder **Steve Stanley**, outfielder **Brian Stavisky** and catcher **Paul O'Toole** were starters for the 2000 CCL all-star game (only Georgia Tech, with three, could match the Irish). Stanley led the league with .329 batting (2nd with 31 run scored, 20 stolen bases) as leadoff man for the Brewster Whitecaps, alongside O'Toole (5th in the league with four home runs). Stavisky, the all-star MVP, was second in the CCL batting race (.324; 4th with 26 RBI, plus three home runs) and saw his Hyannis Mets fall to Brewster in the title game, 6-2.

► Stavisky was an all-star with Hyannis in 2001, as was Irish second baseman **Steve Sollmann** with the Yarmouth-Dennis Red Sox, while Stanley was a 2001 summer All-American with the Great Lakes League's Delaware (Ohio) Cows. Several Notre Dame players led the Hays (Kan.) Larks to the title game of the 2000 and 2001 National Baseball Congress World Series in Wichita: 3B **Andrew Bushey** and RHPs **Matt Buchmeier** and Drew Duff (in 2000), and then RHP **J.P. Gagne** and 1B **Joe Thaman** (in 2001). Gagne returned to the NBC World Series in 2002, as a starter with the Alaska Goldpanners team that won the national title (2.98 ERA, 34 strikeouts, 13 walks, 46 hits allowed in 9 games/7 starts and 51.1 IP).

► Four freshmen on Notre Dame's 2002 squad were invited to pitch in the CCL during the summer of '02 (Grant Johnson was slated to pitch for Brewster but was named to Team USA). **John Axford** pitched for Hyannis and **Chris Niesel** (3.42, 3-1, 25 strikeouts, seven walks, 18 hits allowed in 23.2 IP) with the Falmouth Commodores. Several were top performers in the summer of '03: 3B **Matt Macri** (2nd in CCL with seven home runs; Brewster), Niesel (5th in CCL with seven saves; Falmouth), OF **Craig Cooper** (.337, 38 RBI, five home runs, 24 stolen bases; Hays), closer **Ryan Doherty** (0.46, three saves, 28 strikeouts, 19.2 IP; Delaware) and DH **Matt Bransfield** (.381, 12 home runs, 36 RBI; Colorado Sox), who later was a 2005 Alaska League all-star with the Mat-Su Miners (catcher **Sean Gaston** was a 2005 and 2006 CCL all-star with the Cotuit Kettleers).

► **Trey Mancini** (pictured above second from left) (.296, 30 runs scored, nine doubles, two triples, seven home runs, 34 RBI) of the Holyoke Blue Sox was named the 2011 New England Collegiate Baseball League Rookie of the Year. Mancini, who earned second-team all-NECBL, started for the Western Division in the 2011 NECBL All-Star Game. **Eric Jagielo** (pictured above furthest right) (.313, 26 runs scored, seven doubles, one triple, three home runs, 28 RBI) was also named second-team all-NECBL. Mancini, Jagielo and **Joe Hudson** all participated in the NECBL vs. Team USA exhibition game at Fenway Park in 2011.

► **Dan Slania** (pictured above second from right) led the Cape with 10 saves this past summer. He was selected as the 2012 winner of the Russ Ford Award, given annually to the circuit's top relief pitcher. Slania helped the Kettleers post the league's best regular-season record, 30-14. He finished 2-0 with a 1.52 ERA, striking out 39. Jagielo hit .291, drilled 13 home runs (second most on the Cape) and collected 29 RBI. Both Slania and Jagielo were named to the postseason all-Cape Cod League squad. Slania captured the Russ Ford Award as the league's top relief pitcher.

► **Jan. 15, 2001** – Notre Dame women's basketball stuns Connecticut, 92-76, to halt UConn's 30-game win streak and help vault Notre Dame on to the national title.


► **June 7, 2002** – Notre Dame baseball ends No. 1 Florida State's 25-game win streak (10-4, at Howser Stadium), in first game of NCAA Super Regional.

SUPER SAVER – Kyle Weiland, third round pick of the Boston Red Sox in 2008, picked up a save in four straight outings (Apr. 8-16) against Valparaiso, Villanova (twice) and Northern Illinois. He finished the 2008 season with seven saves, which gave Weiland 25 for his career and moved him ahead of

John Corbin (20, 1997-00), Ryan Doherty (20, 2003-05) and J.P. Gagne (20, 2000-03) for the Irish all-time record.

► Junior **Dan Slania** has 17 career saves. He registered 12 last season and enters 2013 as one of the top relievers in the nation.

30-30 RARITY – Shortstop **Alec Porzel** became the first Irish player ever to reach 30 career home runs (vs. Detroit in 2001) and 30 stolen bases, totaling 37 home runs and 32 stolen bases from 1998-2001 (in 239 games played). Catcher **Paul O'Toole** (31 home runs, 54 stolen bases, 239 games played) joined Porzel in the unique 30-30 distinction, blasting his 30th home run midway through the 2002 season.



THREE-SPORT ATHLETE – Kevin Hardy was one of the most versatile athletes in Notre Dame history, becoming the first Notre Dame athlete in 19 years to monogram in three sports for the same academic year (1964-65). The football All-American (1966, 1967) lettered on the 1964-65 basketball team and led the 1967 baseball team in batting (.398).



TRAVEL – Notre Dame regularly travels to top-notch facilities and noteworthy cities. Since 1995, the Irish have visited: Fullerton, Long Beach and Los Angeles, Calif.; Seattle (Kingdome); Houston, San Antonio, Round Rock and Corpus Christi, Texas; 12 Florida cities (Miami, Orlando, Jacksonville, St. Petersburg, Tampa, Tallahassee, Boca Raton, Clearwater, Deland, Ft. Myers and Palm Beach); Atlanta, New Orleans and Baton Rouge; Boston, Washington, D.C., N.Y. City, Minneapolis (Metrodome), Myrtle Beach (S.C.), Cary (N.C.), and Mesa, Phoenix and Tempe, Ariz.

► Notre Dame will add trips to Santa Barbara and San Luis Obispo, Calif. in 2013.

TRIPLE CROWNS – Notre Dame's 2004 offense produced the BIG EAST's leaders in batting average during league play (sophomore OF **Craig Cooper**, .470), league home runs (seven, by junior 3B **Matt**

Macri) and league RBI (33, by sophomore DH **Matt Bransfield**) – the first time since 1989 (third time in league's history) that the same team had produced the BIG EAST champion in all three triple-crown categories. Cooper had his own triple feat in 2004, as he

led the BIG EAST in conference batting, slugging percentage (.712) and on-base percentage (.545). Former Notre Dame standout **Brant Ust** is the only other BIG EAST player to lead the league in all three categories (1998). Cooper repeated his unique feat in 2006, with a .481 batting average, .759 slugging percentage and a .573 on-base percentage.

TRIPLE CROWNS 2.0 – **Trey Mancini** was the first Notre Dame rookie and eighth player in program history to lead Notre Dame in all three triple-crown categories (batting average, home runs and RBI).

► The other seven players to accomplish the feat since 1948 include: **Ryan Connolly** (2010), **Dan Peltier** (1989), **Mike Trudeau** (1985), **George Sefcik** (1962), **Dick O'Leary** (1961) and **Elmer Kohorst** (1956, although tied for home run lead).

WIN STREAKS – Notre Dame's 17-game win streak in 2003 (March 24–April 14) was second-longest in the program's history and longest since 1991 – until the 2006 team's 23-game win streak (March 25–April 25) that is longest in the 119-years of Notre Dame baseball. The previous record was an 18-game streak in 1991 while the 1907 team won 17 straight (part of a 21-game overall win streak, spanning 1906–07). Notre Dame hit .353 in the 23-game win streak, with a 2.81 staff ERA and only 24 errors during that 2006 month-long span without a loss.

► Notre Dame recorded an 11-game winning streak in 2008, which began on April 4 and ended on April 19. The streak was the second longest in the country at the time. All but five (1997, 2000, 2005, 2007 and 2010) of the 15 previous seasons has featured at least one double-digit winning streak (with two in both 1998 and 2004). Over the streak, the Irish outscored their opponents, 92-38 (8.4 to 3.5). Notre Dame batted .367 and registered a 2.91 earned run average.

ZOLNOWSKI – RHP **Ray Zolnowski** is the final player on ND baseball's list of 901 letterwinners. The 900th (INF **Kevin DeFilippis**) played in 2012.

TEAM USA (and more) – Four Notre Dame baseball players have been members of the U.S. National Team (as amateurs). **Shaun Fitzmaurice** was a member of the 1964 U.S. Olympic team that competed in Tokyo (baseball was an exhibition sport in '64). **Brant Ust** was named to the elite 22-man U.S. team that posted a 32-10 record in the summer of '98, advancing from a qualifying tournament in Nicaragua to the World Junior Championship in Italy. Ust – a regular at third base who finished as the USA's third-leading hitter (.378, 20 RBI) – and his USA teammates were introduced in pregame ceremonies of Major League games at Arizona's BankOne Ballpark and New York's Shea Stadium. **Aaron Heilman** played on the 1999 Team USA squad that toured Japan and 10 U.S. states. Heilman ranked as one of the staff's top pitchers (4-2, 2 saves, 3.84 ERA, 37 Ks, 12 BB, 41 H in 40 innings). Heilman and Ust were the only players on their respective USA teams who hailed from a school in the Midwest or Northeast. **Grant Johnson** then toured with Team USA in the summer of '02 (international tournament in the Netherlands and World Championship in Italy), helping post a team record for staff ERA (1.48) with a solid showing in five outings (3 GS, 1.80, 2-1, 25 Ks, 13 BB, 11 H in 20 IP).

► **Matt Macri** was one of two members of the 2000 U.S. Junior National Team who was named all-tournament at the Junior Pan Am Games (Sonora, Mexico). Johnson helped the '01 U.S. Juniors post a best-ever silver-medal finish at the '01 Pan Am Games in Cuba, winning both his outings. **John Axford** crossed paths with Johnson in Joplin, Mo., when he won a game vs. the U.S. as a member of Canada's Youth National Team. **Jeff Manship** was a staff ace for the 2003 U.S. Junior National Team, with his starts at the Junior Pan Am Cup (0.84, 1-0, 20 Ks, 5 BB, 6 H, 10.2 IP) including a 15-strikeout outing vs. homestanding Curacao (10-1, in 9-inning game). He earlier was a middle reliever with the 2001 U.S. Youth National Team that won the World Championship in Vera Cruz, Mexico. **Cody Rizzo** played for the 2000 U.S. Youth National Team, winning the Pan Am Championship (Monterrey, Mexico). **Joey Williamson** was a top pitcher for the 2002 U.S. Youth National Team (Pan Am Games runner-up).

► Four former Notre Dame players recently competed with USA national teams that were comprised of professional players. Ust and **Chris Michalak** were members of the United States team that competed in the Netherlands at the 2005 Baseball World Cup while fellow Notre Dame baseball alum **Brad Lidge** was a member of the elite pitching staff for Team USA at the inaugural World Baseball Classic (held during March of 2006, in Japan, Puerto Rico and the U.S.). Axford will pitch for Team Canada in the 2013 World Baseball Classic (held during March, in Japan, Taiwan, Puerto Rico and the U.S.).




Heilman



Macri



Axford



Manship



Fitzmaurice



Ust



Johnson

CHAMPIONS SWING


Louisville
Slugger®



THE EXCLUSIVE BATS OF
YOUR BASEBALL TEAM

THE BRAND-NEW ATTACK

LOUISVILLE SLUGGER'S ONLY TWO-PIECE COMPOSITE BAT



**T² FEATURING
TECHNOLOGY**

Revolutionary new connection technology strengthens the link between the barrel and handle of the Attack bat for better feel and dramatically reduced vibration.

EXOGRID® 3



OMAHA® BALANCED



NEW 2013 • BBCOR CERTIFIED .50 • BATS

FEATURING FLEX BAND TECHNOLOGY

We inserted a 1"-wide graphite band into all BBCOR bats so their walls stay thin and your swing stays light. More pop, lighter swing and still BBCOR compliant.



FIND US ONLINE
SLUGGER.COM

Facebook.com/louisvilleslugger
twitter.com/sluggernation

2013 UNIVERSITY OF NOTRE DAME FIGHTING IRISH BASEBALL

No.	Name	Yr.	Pos.	B-T	Ht.	Wt.	Hometown (Previous School)
1	Adam Norton***	Sr.	RHP/INF	R/R	6-2	190	Highland, IN/Andean
2	Jack Flaherty	Fr.	INF	R/R	6-0	175	Orlando, FL/Dr. Phillips
3	Trey Mancini**	Jr.	1B	R/R	6-5	225	Winter Haven, FL/Winter Haven
4	Lane Richards	Fr.	INF	R/R	5-11	175	Pendleton, OR/Pendleton
5	Nick McCarty	Fr.	RHP	R/R	6-2	190	Westfield, IN/Cathedral
6	Kevin DeFilippis*	So.	INF	R/R	6-0	170	Homer Glen, IL/Providence Catholic
7	Eric Jagielo**	Jr.	INF/OF	L/R	6-3	215	Downers Grove, IL/Downers Grove North
8	Blaise Lezynski*	So.	INF/OF	L/R	6-0	200	Newtown, PA/Notre Dame H.S. (NJ)
10	Conor Biggio*	So.	OF	L/R	5-9	150	Houston, TX/St. Thomas
11	David Hearne	Fr.	RHP	R/R	6-4	190	Homer Glen, IL/Providence Catholic
12	Kevin Connolly	Fr.	OF	R/R	6-1	190	Omaha, NE/Creighton Prep
13	Mac Hudgins*	So.	OF	B/R	6-0	185	Richmond, VA/Douglas Freeman
14	Kyle Richardson	Fr.	OF	R/R	6-0	190	Park Ridge, IL/Maine South
15	Jason McMurray*	So.	INF	R/R	6-1	185	West Des Moines, IA/Dowling Catholic
16	Zak Kutsulis	Fr.	LHP/OF	L/L	6-1	185	Homer Glen, IL/Providence Catholic
17	Cristian Torres*	So.	RHP	R/R	6-6	205	Rancho Palos Verdes, CA/Palos Verdes Peninsula
18	Sean Fitzgerald**	Jr.	RHP	R/R	6-3	175	McLean, VA/McLean
19	Ryan Bull*	So.	INF/OF	B/R	6-2	210	Eden Prairie, MN/Eden Prairie
20	Charlie Markson*** (C)	Sr.	OF	R/R	6-2	200	Whitefish Bay, WI/Whitefish Bay
21	Joey Cresta	Fr.	RHP	R/R	5-11	185	Plainfield, IL/Plainfield North
22	Ricky Sanchez	Fr.	C	R/R	6-0	200	Miami, FL/Flanagan
24	Patrick Veerkamp**	Sr.	RHP	R/R	6-3	205	Fort Wayne, IN/Homestead
25	Ricky Palmer	Sr.	C	R/R	6-0	200	Orland Park, IL/Brother Rice
26	James Nevant	Fr.	OF/INF	R/R	6-1	200	Asheville, NC/T.C. Roberson
27	Breck Ashdown	Sr.	RHP	L/R	6-5	215	Tucson, AZ/Catalina Foothills
28	Michael Hearne	Fr.	LHP	L/L	5-11	180	Palos Heights, IL/Marist
30	Forrest Johnson	Jr.	C	R/R	6-2	200	Hudson, OH/Hudson
31	Scott Kerrigan	So.	RHP	R/R	6-7	215	Saugus, CA/Saugus
32	Connor Hale	Fr.	RHP	R/R	6-4	170	Carmel, IN/Brebeuf Jesuit
33	Phil Mosey*	So.	INF/C	R/R	6-2	200	Fishers, IN/Cathedral
35	Frank DeSico*** (C)	Sr.	INF	R/R	5-9	190	Cleveland, OH/St. Ignatius
36	Pat Connaughton*	So.	RHP	R/R	6-5	205	Danvers, MA/S John's Prep
37	Kyle Rubbinaccio	So.	RHP	R/R	6-3	210	Manalpan, NJ/Manalpan
40	Dan Slania**	Jr.	RHP	R/R	6-5	275	Tucson, AZ/Salpointe Catholic
42	Matt Ternowchek*	So.	RHP	R/R	6-5	195	Glenmoore, PA/Downington East
51	Donnie Hissa*	Jr.	RHP	R/R	6-7	245	Iron River, WI/Maple Northwestern

* – monograms won

(C) – captains

Head Coach: #9 Mik Aoki (Davidson '90, 3rd season)

Assistant Coach: #29 Jesse Woods (Wheaton College '04, 3rd season)

Assistant Coach: #34 Chuck Ristano (Sacred Heart '04, 3rd season)

Volunteer Assistant: #55 Eddie Smith (Notre Dame '06, 1st season)

BY HOME STATE

Illinois (8)

Joey Cresta
Kevin DeFilippis
David Hearne
Michael Hearne
Eric Jagielo
Zak Kutsulis
Ricky Palmer
Kyle Richardson

Indiana (5)

Connor Hale
Nick McCarty
Phil Mosey
Adam Norton
Patrick Veerkamp

Florida (3)

Jack Flaherty
Trey Mancini
Ricky Sanchez

Arizona (2)

Breck Ashdown
Dan Slania

California (2)

Scott Kerrigan
Cristian Torres*

Ohio (2)

Frank DeSico
Forrest Johnson

Pennsylvania (2)

Blaise Lezynski
Matt Ternowchek

Virginia (2)

Sean Fitzgerald
Mac Hudgins

Wisconsin (2)

Donnie Hissa
Charlie Markson

Iowa (1)

Jason McMurray

Massachusetts (1)

Pat Connaughton

Minnesota (1)

Ryan Bull

Nebraska (1)

Kevin Connolly

New Jersey (1)

Kyle Rubbinaccio

North Carolina (1)

James Nevant

Oregon (1)

Lane Richards

Texas (1)

Conor Biggio

BY CLASS

Seniors (6): Adam Norton, Charlie Markson, Patrick Veerkamp, Frank DeSico, Breck Ashdown, Ricky Palmer

Juniors (6): Trey Mancini, Eric Jagielo, Sean Fitzgerald, Forrest Johnson, Dan Slania, Donnie Hissa

Sophomores (12): Conor Biggio, Ryan Bull, Pat Connaughton, Kevin DeFilippis, Mac Hudgins, Scott Kerrigan, Blaise Lezynski, Jason McMurray, Phil Mosey, Kyle Rubbinaccio, Matt Ternowchek, Cristian Torres

Freshman (12): Michael Hearne, Zak Kutsulis, Joey Cresta, Jack Flaherty, Connor Hale, David Hearne, Kevin Connolly, Ricky Sanchez, Kyle Richardson, Lane Richards, Nick McCarty, James Nevant

Alphabetical Roster

2013 UNIVERSITY OF NOTRE DAME FIGHTING IRISH BASEBALL

No.	Name	Yr.	Pos.	B-T	Ht.	Wt.	Hometown (Previous School)
27	Breck Ashdown	Sr.	RHP	L/R	6-5	215	Tucson, AZ/Catalina Foothills
10	Conor Biggio*	So.	OF	L/R	5-9	150	Houston, TX/St. Thomas
19	Ryan Bull*	So.	INF/OF	B/R	6-2	210	Eden Prairie, MN/Eden Prairie
36	Pat Connaughton*	So.	RHP	R/R	6-5	205	Danvers, MA/S John's Prep
12	Kevin Connolly	Fr.	OF	R/R	6-1	190	Omaha, NE/Creighton Prep
21	Joey Cresta	Fr.	RHP	R/R	5-11	185	Plainfield, IL/Plainfield North
6	Kevin DeFilippis*	So.	INF	R/R	6-0	170	Homer Glen, IL/Providence Catholic
35	Frank DeSico*** (C)	Sr.	INF	R/R	5-9	190	Cleveland, OH/St. Ignatius
18	Sean Fitzgerald**	Jr.	RHP	R/R	6-3	175	McLean, VA/McLean
2	Jack Flaherty	Fr.	INF	R/R	6-0	175	Orlando, FL/Dr. Phillips
32	Connor Hale	Fr.	RHP	R/R	6-4	170	Carmel, IN/Brebeuf Jesuit
11	David Hearne	Fr.	RHP	R/R	6-4	190	Homer Glen, IL/Providence Catholic
28	Michael Hearne	Fr.	LHP	L/L	5-11	180	Palos Heights, IL/Marist
51	Donnie Hissa*	Jr.	RHP	R/R	6-7	245	Iron River, WI/Maple Northwestern
13	Mac Hudgins*	So.	OF	B/R	6-0	185	Richmond, VA/Douglas Freeman
7	Eric Jagielo**	Jr.	INF/OF	L/R	6-3	215	Downers Grove, IL/Downers Grove North
30	Forrest Johnson	Jr.	C	R/R	6-2	200	Hudson, OH/Hudson
31	Scott Kerrigan	So.	RHP	R/R	6-7	215	Saugus, CA/Saugus
16	Zak Kutsulis	Fr.	LHP/OF	L/L	6-1	185	Homer Glen, IL/Providence Catholic
8	Blaise Lezynski*	So.	INF/OF	L/R	6-0	200	Newtown, PA/Notre Dame H.S. (NJ)
3	Trey Mancini**	Jr.	TB	R/R	6-5	225	Winter Haven, FL/Winter Haven
20	Charlie Markson*** (C)	Sr.	OF	R/R	6-2	200	Whitefish Bay, WI/Whitefish Bay
5	Nick McCarty	Fr.	RHP	R/R	6-2	190	Westfield, IN/Cathedral
15	Jason McMurray*	So.	INF	R/R	6-1	185	West Des Moines, IA/Dowling Catholic
33	Phil Mosey*	So.	INF/C	R/R	6-2	200	Fishers, IN/Cathedral
26	James Nevant	Fr.	OF/INF	R/R	6-1	200	Asheville, NC/T.C. Roberson
1	Adam Norton***	Sr.	RHP/INF	R/R	6-2	190	Highland, IN/Andrean
25	Ricky Palmer	Sr.	C	R/R	6-0	200	Orland Park, IL/Brother Rice
4	Lane Richards	Fr.	INF	R/R	5-11	175	Pendleton, OR/Pendleton
14	Kyle Richardson	Fr.	OF	R/R	6-0	190	Park Ridge, IL/Maine South
37	Kyle Rubbinaccio	So.	RHP	R/R	6-3	210	Manalpan, NJ/Manalpan
22	Ricky Sanchez	Fr.	C	R/R	6-0	200	Miami, FL/Flanagan
40	Dan Slania**	Jr.	RHP	R/R	6-5	275	Tucson, AZ/Salpointe Catholic
42	Matt Ternowchek*	So.	RHP	R/R	6-5	195	Glenmoore, PA/Dowington East
17	Cristian Torres*	So.	RHP	R/R	6-6	205	Rancho Palos Verdes, CA/Palos Verdes Peninsula
24	Patrick Veerkamp**	Sr.	RHP	R/R	6-3	205	Fort Wayne, IN/Homestead

* – monograms won

(C) – captains

Head Coach: #9 Mik Aoki (Davidson '90, 3rd season)

Assistant Coach: #29 Jesse Woods (Wheaton College '04, 3rd season)

Assistant Coach: #34 Chuck Ristano (Sacred Heart '04, 3rd season)

Volunteer Assistant: #55 Eddie Smith (Notre Dame '06, 1st season)

PRONUNCIATION GUIDE	BY HEIGHT			BY POSITION		
Pat CON-uh-tin	6-7	6-3	6-0	Catchers (4)	LHPs (2)	RHPs (15)
Kevin DEE-fuh-tip-iss	Scott Kerrigan	Eric Jagielo	Jack Flaherty	Rick Sanchez	Zak Kutsulis	Scott Kerrigan
Frank DUH-SEE-ko	Donnie Hissa	Sean Fitzgerald	Kevin DeFilippis*	Forrest Johnson	Michael Hearne	Donnie Hissa*
Blaise LA-HISS-uh	6-6	Patrick Veerkamp	Blaise Lezynski*	Ricky Palmer		Cristian Torres*
Mac HUH-gins	Cristian Torres	Kyle Rubbinaccio	Mac Hudgins*	Phil Mosey*	Outfielders (8)	Breck Ashdown
Eric JA-guy-low	6-5	6-2	Kyle Richardson	Infielders (11)	Kevin Connolly	Pat Connaughton*
Zak CUT-SUE-less	Trey Mancini	Adam Norton	Ricky Sanchez	Eric Jagielo**	Kyle Richardson	Dan Slania**
Blaise LA-ZIN-ski	Breck Ashdown	Nick McCarty	Ricky Palmer	Ryan Bull*	Conor Biggio*	Matt Ternowchek*
James NUH-VANT	Pat Connaughton	Ryan Bull*	5-11	Trey Mancini**	Ryan Bull*	David Hearne
Kyle RUE-ba-nacho	Dan Slania	Charlie Markson	Lane Richards	Ryan Bull*	Mac Hudgins*	Connor Hale
Dan SLAY-nee-uh	Matt Ternowchek	Forrest Johnson	Joey Cresta	Blaise Lezynski*	Eric Jagielo**	Sean Fitzgerald**
Patrick TUR-NOW-chick	6-4	Phil Mosey	Michael Hearne	Lane Richards	Blaise Lezynski*	Patrick
Patrick VEAR-camp	David Hearne	6-1	5-9	Kevin DeFilippis*	Charlie	Veerkamp**
	Connor Hale	Kevin Connolly	Conor Biggio	Frank DeSico***	Markson***	Kyle Rubbinaccio
		Jason McMurray	Frank DeSico	Jason McMurray*		Adam Norton***
		Zak Kutsulis		Jack Flaherty		Nick McCarty
		James Nevant		Phil Mosey*		Joey Cresta
				Adam Norton***		

Youthful Enthusiasm Permeates 2013 Irish Squad

13 freshman and 19 underclassmen hope to push Notre Dame back to the top of the BIG EAST.

In Mik Aoki's third season as Notre Dame baseball coach, the team returns the majority of its starting lineup and pitching staff as it hopes to contend for a BIG EAST title and NCAA Tournament bid. Despite a roster that is composed of two-thirds freshman and sophomores, depth and experience play larger roles on this year's squad compared to past seasons.

"I think that if we play to our capabilities and obviously stay healthy, this is a team that is certainly capable of getting to the postseason, not only in the BIG EAST but also in the NCAA picture," Aoki said.

The Irish enter the 2013 season looking to improve upon a 31-27 record in 2012, which included a 14-13 mark in BIG EAST play.

While power-hitting catcher Joe Hudson was drafted by the Cincinnati Reds in the sixth round of the 2012 MLB draft, the Irish still return a potent middle of the order anchored by first baseman Trey Mancini and third baseman Eric Jagielo. The duo is the only returning pair of teammates in the NCAA to each hit at least 12 home runs last season.

"Eric and Trey provide us with as good a three and four hitter as any team in America," Aoki said. "They both possess the ability to not only hit to all fields, but also the ability to do it with major, major power."

Mancini (12 HR, 45 RBI) and Jagielo (13 HR, 43 RBI) combined to register 25 home runs and 88 RBI in '12. They ranked first and second on the squad in slugging percentage. MLB clubs will scout the junior tandem quite significantly as potential top-three round picks in the 2013 draft.

Senior co-captains second baseman Frank DeSico and centerfielder Charlie Markson are both near .300 career hitters and offer the ability to be disruptive on the base paths as well as play solid defense.

In terms of the starting rotation, Pat Connaughton is expected to work his way to the top of the rotation once his basketball season concludes. Meanwhile, the Irish bullpen returns its anchor in closer Dan Slania, who led the Irish with 13 saves in '12. He is also being targeted as an early round MLB draft pick.

"Dan is a really big kid with a power arm," Aoki said. "He's a strike thrower who's had a lot of success here."

In order to reach the NCAA tournament, the Irish must improve a team defense that committed 89 errors. The miscues strained the pitching staff and resulted in 52 unearned runs, costing the Irish in numerous close games.

"One of the lessons that I hope we learned from last year is that one loss sometimes blended into the second loss," Aoki said. "We, starting with me and the coaching staff and filtering right down to the players, need to do a better job of letting that loss sort of stay in a vacuum and move on to the next game. Hopefully that leads to a better level of consistency throughout the year."

Also, the schedule features tough tests for the Irish, both in non-conference games and in the BIG EAST. Their foremost challenges will likely be three weekend games in Los Angeles in mid-March as part of the Dodgertown Classic. The Irish will face UCLA, a 2012 College World Series participant, before meeting 12-time national champion USC. They close out the tournament with a game in Dodger Stadium against 2012 Super Regional qualifier Oklahoma.

Other notable non-conference opponents include Tennessee, Virginia Tech and 2012 College World Series participant Kent State.

"If we want to be ranked again among the nation's elite programs, those are the types of games that you have to play," Aoki said. "You have to win more of those games than you lose ultimately to stay in those ranks."

The Irish will also face challenges within the BIG EAST from Louisville and St. John's. The Cardinals are ranked No. 4 in the Baseball America preseason poll and were chosen by the league's coaches as prohibited favorites. Meanwhile, St. John's, which won the BIG EAST conference tournament last season and advanced to the Arizona Super Regional, is picked to finish second. Also, Connecticut poses a threat with its returning players.

"[The BIG EAST] will be very competitive again," Aoki said. "I can see where Louisville obviously has gotten a lot of the pre-season attention, and justifiably so, but you could very easily see five to seven teams turning the standings upside down."

Here is a position-by-position breakdown of the 2013 Fighting Irish baseball squad:

THE CATCHERS

Behind the plate, the Irish are faced with the challenge of replacing last year's starter, Joe Hudson, who signed with the Cincinnati Reds after being selected in the sixth round of the MLB Draft. Entering the '12 season, Hudson already displayed superb defensive skills and the ability to effectively manage a pitching staff, but he improved his draft standing by taking his offensive game to the next level. Regularly batting out of the number five spot in the Irish order, Hudson was arguably the team's best hitter last season, leading the squad with a .332 batting average in 57 games started. In addition, his slugging percentage was .500 with six home runs and 14 doubles. On defense, his throwing arm was an effective deterrent to potential base-stealers, as he threw out 38 percent (19-of-50) attempted base stealers. Also, he managed an Irish pitching staff that was sixth in the BIG EAST with a 3.92 ERA.

Junior Forrest Johnson has been tasked by Aoki to fill the starter's role. He lacks game experience having appeared in only one game as a reserve in 2011, but Aoki is confident that the junior can effectively protect the base paths and assist the pitching staff.

Senior Ricky Palmer and freshman Ricky Sanchez both add depth to the catching position and will compete for the back-up catcher's position. Like Johnson, Palmer did not see game action in '12 as Hudson remained healthy enough to start every game, but he did appear in nine games in 2011, recording a double as his only hit. However, the walk-on athlete will likely continue his role as a bullpen catcher.

Sanchez has a chance to make an immediate impact in the lineup in the designated hitter role and will also receive the chance to compete for one of the corner outfield spots. He was named first-team all-county his senior season at Flanagan H.S. in Miami, Fla., and helped lead his squad to Florida's 3A state title game as a junior. His short swing and contact approach allowed him to hit to all parts of the diamond as he batted .413 with 12 doubles as a senior. He will look to add some power to that swing in college.

THE INFELDERS

Barring injury, the Irish infield returns three of its four starters from '12. The trio should continue to make their presence felt in the batting lineup. The starting shortstop position remains up for competition and likely will not be solidified until after the season's first few weekends.

Mancini and Jagielo will open the season as the team's starting first and third basemen respectively and return a potent force to the middle of the Irish batting order. The two posted nearly identical offensive statistics in 2012.

Mancini offered a feared presence in the clean-up role as he hit .315 with 12 home runs and 45 RBI. In addition, he slugged .545 and displayed plate discipline in recording a .395 on-base percentage. He also registered two-multi home run games at Georgetown on April 20 and at Northwestern on May 15. Mancini also led the team with 15 multi-RBI games. His top offensive performance occurred in a back-and-forth 13-12 opening day win against Illinois. Mancini went 4-for-5 with three RBI and launched a go-ahead home run in the ninth inning.

Mancini lost some of his home run power and missed four games after a collision at home plate against Seton Hall in April. He rehabbed the injury during the summer months by sitting out and missing an opportunity to play in the Cape Cod League. On defense, Mancini proved to be a reliable first baseman with a .992 fielding percentage.

Jagiello, batting out of the third spot in the lineup, hit .315 with 13 home runs and 43 RBI. The third baseman also led the Irish with a .546 slugging percentage. Jagielo reached base in 36 consecutive games at one point in the season. His breakout campaign made him, along with Mancini, attractive as top prospects for the 2013 MLB Draft. Jagielo continued his success in the Cape Cod Summer League as he was named to the all-star team and launched 13 home runs with a .291 average.

DeSico returns for his fourth season as a starter on the Irish club. After a sophomore slump that saw his batting average dip to .237, DeSico rebounded to hit .302 last year and also added speed to the Irish lineup with 13 stolen bases. In addition, he proved to be a steady defensive presence, leading the Irish starters with a .980 fielding percentage. DeSico was the only Irish player to start all 58 games at the same position and led the team with 22 multiple hit games, including two in which he registered four hits. He was second on the squad with 42 runs scored. In addition to his on-field performance, DeSico brings leadership to the Irish squad and will serve as a co-captain this season.

Sophomore Jason McMurray will receive a shot at the starting shortstop position and brings starting experience from his freshman campaign. He started 24 games, the most of any Irish shortstop in 2012, and hit .221 with one home run and six RBI. In order to improve at the plate, he will look to improve his plate discipline, as he struck out 19 times compared to drawing just five walks. Also, he registered eight errors for a .908 fielding percentage, and he will look to display the fielding skills and range that made him Iowa's top baseball prospect in high school.

While lacking game experience, freshman Lane Richards will also receive an opportunity to compete for the starting shortstop position. At Pendleton H.S. in Pendleton, Oregon, Richards earned all-state honors during his junior and senior campaigns and displayed an ability to spray singles and doubles to all parts of the field, batting .460 with 42 runs scored. His defensive ability also led Perfect Game magazine to name him the No. 2 prospect in Oregon.

Sophomores Kevin DeFillipis and Phil Mosey were two of four players to receive starts at shortstop for Notre Dame in '12, and they both bring experience to utility roles this season. DeFillipis

CATCHERS

No.	Name	Yr.	Pos.	B-T	Ht.	Wt.	Hometown (Previous School)
22	Ricky Sanchez	Fr.	C	R/R	6-0	200	Miami, FL/Flanagan
25	Ricky Palmer	Sr.	C	R/R	6-0	200	Orland Park, IL/Brother Rice
30	Forrest Johnson	Jr.	C	R/R	6-2	200	Hudson, OH/Hudson
33	Phil Mosey*	Sr.	INF/C	R/R	6-2	200	Fishers, IN/Cathedral

Season Preview

hit .279 with four RBI but will look to reduce his strikeout rate as he fanned 12 times in 43 at-bats. He struggled at times in his first year in the field with eight errors but his natural position was second base in high school, where he backs up DeSico on this year's squad.

Mosey possesses the ability to play both shortstop and third base, which he displayed in multiple starts at each position in 2012. As a player who strives to hit for power, Mosey struck out 16 times in 44 at-bats but did launch a home run and drove in four runs. In addition, he registered a .929 fielding percentage and displayed strong range.

Freshman infielder Jack Flaherty (Dr. Phillips High School, Orlando, FL) rounds out the Irish depth chart. As a starting shortstop, Flaherty was a line-drive hitter in high school who led his team in batting average as a senior. His athleticism and defensive ability earned him a listing on the Honorable Mention team for the Florida region by Rawlings in 2012.

THE OUTFIELDERS

While the Irish infield starters, aside from the shortstop position, are known, both corner outfield positions remain up for grabs. However, senior co-captain Charlie Markson will occupy the centerfield spot. For the other two spots, Coach Aoki has the option of choosing starters amongst three sophomore players with prior experience and four freshmen. The Irish outfielders as a whole do not supply the power found at the corner infield positions but possess speed and athleticism on the base paths and defense.

As a junior, Markson emerged early in the season as the starting centerfielder and saw improved results at the plate. After starting just 18 combined games his freshman and sophomore seasons, Markson started 51 contests in '12. His batting average soared to .303, and he managed to reach base at a .390 clip. While primarily a singles and gap hitter, Markson managed to become a menace for opposing catchers on the base paths, using his speed to lead the Irish with 19 steals in 25 attempts. Markson's range in the outfield also helped Irish pitchers save runs. In a March 24 game against Pittsburgh with the Irish leading 3-2 with two out in the ninth, he made a leaping one-handed catch on a line-drive to center that would have scored at least two runs had it landed.

Returning players with starting outfield experience include sophomores Conor Biggio, Ryan Bull and Mac Hudgins.

In just 15 starts, Biggio proved to be a contact hitter who could find gaps in the outfield and use his speed on the base paths to hassle opposing pitchers. He stole seven bases in eight attempts despite recording just 64 plate appearances. Biggio's most memorable performance occurred in the 7-1 victory at No. 11 LSU in which he went 2-for-5 with 3 RBI.

Bull started 52 games, 33 of which were in the designated hitter role, and hit .254 with eight doubles and 19 RBI. The switch-hitter will look to turn some of those doubles into home runs as he continues to develop his power. However, his only home run proved dramatic, as it was a walk-off solo home run against Pittsburgh. While he led the Irish with 43 strikeouts, he

also displayed patience at the plate in earning 27 walks, ranking second on the team to Jagielo.

Out of the three sophomores, Hudgins brings the most experience playing the field as he earned 37 starts in left and centerfield in '12. He hit .261 and drove in 20 runs while leading the team with three triples. He also displayed the skills of a leadoff hitter with his speed and ability to make contact with the ball.

Sophomore Blaise Lezynski possesses the ability to play either corner outfield position but is primarily being considered for the designated hitter role by Aoki. He received eight starts at DH in '12 and also made 13 plate appearances times as a pinch hitter. While he recorded only six hits in 39 at-bats, Lezynski has the ability to be a threat on the base paths with his athleticism and has the potential to develop more power as his college career progresses.

Left-handed hitting and two-way player Zak Kutsulis will challenge for immediate playing time at either corner position. As a senior at Providence Catholic H.S., Kutsulis hit five home runs, collected 30 RBI and batted .402.

Right-handed hitting Kevin Connolly from Creighton Prep H.S. (Omaha, Neb.) holds the potential traits of a power hitter. He was ranked by Perfect Game and Baseball America as the top high school prospect in the state of Nebraska in the class of 2012. In his junior campaign, he launched 10 home runs to lead the state and hit .410 with a .648 slugging percentage his senior season, driving in 41 runs. In the outfield, he offers a strong throwing arm.

James Nevant, a graduate of T.C. Roberson High School in Asheville, North Carolina, was a two-sport star in baseball and basketball. On the basketball court, he earned all-conference honors his junior and senior seasons and averaged nearly 14 points per game. He received more accolades on the ball diamond, as he earned all-Western North Carolina honors his junior and senior seasons. He batted .458 with 27 RBI in his senior season.

Finally, Kyle Richardson projects as a line drive, gap hitter with a strong arm in the outfield, according to Perfect Game. The right-handed hitter attended from Maine South H.S. in Park Ridge, Ill., and earned honorable mention all-state honors in his senior season.

THE PITCHERS

The Irish starting rotation will likely remain in flux throughout the early portion of the season, according to Aoki, as four players compete initially for three weekend starting spots. The rotation will be fall into place when two-sport athlete Pat Connaughton joins the Irish at some point in March following the conclusion of basketball season. The team looks to replace the anchor of last season's weekend rotation in graduated senior Will Hudgins. He led Irish starting pitchers with a 2.06 ERA and 90 strikeouts while recording a 5-3 record. Irish pitchers will look to continue to pound the strike zone in 2013 as they fanned 417 batters compared to just 160 walks. They also hope to receive more defensive help to avoid giving up 52 unearned runs again.

Connaughton, also a starting forward on the basketball squad,

will receive a spot in the rotation, possibly in the Friday role. He boasts an explosive, mid-90s fastball with movement that caused Perfect Game to rate him as the No. 4 MLB prospect in the BIG EAST. In late March and early April, Connaughton was limited by a pitch count to build his workload. However, he still managed to make 10 starts with a 4-4 record and 3.18 ERA. Connaughton also struck out 40 batters in just 45.1 innings. However, he recorded 21 walks. In order to log more innings and work deeper into games in '13, he will strive to improve control of his secondary, off-speed pitches.

Senior Adam Norton will receive another one of the three starting spots. While he is not a power pitcher like Connaughton, he uses pitch location to keep hitters off balance and minimize walks. Despite leading the Irish with 98.0 innings pitched in '12, Norton walked a mere seven batters compared with 61 strikeouts. He also pitched two complete games, including his most dominant performance of the season with a five-hit shutout of Villanova on May 5 in which he struck out nine batters. Norton will look to improve upon his 4.32 ERA as opposing batters hit .295 against him in 2012.

Junior Sean Fitzgerald will compete for another rotation spot, and he also posed the strike zone and uses movement on his fastball to fool hitters. However, his '12 campaign was a tale of two seasons as he initially struggled in a starting role before being replaced in the rotation by Connaughton in April. Through seven starts, he was just 2-2 with a 5.91 ERA. However, he displayed potential as a dominant starter in Notre Dame's road upset of No. 11 LSU in which he threw 8.0 innings allowing only one run. Once he returned to a middle and long relief role, he regained success as, over his next 20 appearances, he recorded a steady 1.86 ERA. Fitzgerald also fanned 57 batters while issuing just 14 walks in 70.2 innings.

Other competitors for a spot in the weekend and mid-week rotation include freshmen David Heame and Nick McCarty.

Heame, a graduate of Providence Catholic H.S. in the Chicago area, was a strikeout pitcher in high school as he led his team to a state runner-up finish in 2011 along with conference championships from 2010-12. He will look to harness his fastball in order to become a contributing starter in 2013.

McCarty, meanwhile, was named to the 2012 Indiana All-State team as a member of Cathedral Prep H.S. in Indianapolis. His upper-80s fastball mixed with a curveball and change-up in the low-70s allowed him to strike out 82 batters in just under 50 innings during his senior campaign. His 8-2 record and 1.69 ERA also made him a finalist for Gatorade State Baseball Player of the Year in Indiana.

Slania, whose power pitching style has piqued the interest of MLB teams for the 2013 draft, will anchor the back end of the Irish bullpen. He brings an imposing 6-5 frame to the mound and consistently reaches the strike zone with a low to mid-90s fastball. Last season, he went 3-0 while recording 13 saves and a team-leading 2.03 ERA. He also struck out 37 batters in just over 30 innings. Slania continued to impress in the Cape Cod League this summer as struck out 39 and picked up 10 saves in 21 appearances.

If Fitzgerald doesn't receive a spot in the starting rotation, he will likely move into a set-up role in the seventh and eighth innings, according to Aoki.

Junior Donnie Hissa also looks to occupy the set-up role and has a 6-7, 245 pound frame similar to that of Slania. Like the Irish closer, Hissa primarily was a swing-and-miss pitcher, fanning 31 batters in 27.0 innings last season. He will look to lower his 5.27 ERA by avoiding big innings as he surrendered two or more runs in four appearances.

The remainder of the Irish bullpen will be a mix of returning sophomores Scott Kerrigan, Kyle Rubbinaccio, Matt Temnowchek, and Christian Torres along with senior Breck Ashdown. Kerrigan made just two appearances last season, surrendering four runs over the course of three innings. However, the sophomore's 6-7 frame and arm strength could allow him to develop

PITCHERS									
No.	Name	Yr.	Pos.	B-T	Ht.	Wt.	Hometown (Previous School)		
1	Adam Norton***	Sr.	RHP/INF	R/R	6-2	190	Highland, IN/Andean		
2	Jack Flaherty	Fr.	INF	R/R	6-0	175	Orlando, FL/Dr. Phillips		
3	Trey Marcini**	Jr.	1B	R/R	6-5	225	Winter Haven, FL/Winter Haven		
4	Lane Richards	Fr.	INF	R/R	5-11	175	Pendleton, OR/Pendleton		
6	Kevin DeFilippis*	So.	INF	R/R	6-0	170	Homers Glen, IL/Providence Catholic		
7	Eric Jagielo*	Jr.	INF/OF	L/R	6-3	215	Downers Grove, IL/Downers Grove North		
8	Blaise Lezynski*	So.	INF/OF	L/R	6-0	200	Newtown, PA/Notre Dame H.S. (NJ)		
15	Jason McMurray*	So.	INF	R/R	6-1	185	West Des Moines, IA/Dowling Catholic		
19	Ryan Bull*	So.	INF/OF	B/R	6-2	210	Eden Prairie, MN/Eden Prairie		
26	James Nevant	Fr.	OF/INF	R/R	6-1	200	Asheville, NC/T.C. Roberson		
33	Phil Mosey*	So.	INF/C	R/R	6-2	200	Fishers, IN/Cathedral		
35	Frank DeSico*** (C)	Sr.	INF	R/R	5-9	190	Cleveland, OH/St. Ignatius		

into a reliable middle relief pitcher.

Rubbinaccio made seven appearances last season but struggled in two mid-week starts, which rose his ERA to 9.00 in 11 innings pitched. He struck out nine batters but will look to improve his control as he walked nine and hit four batters. He looks to use his power arm coupled with a breaking ball to become a middle relief option for the Irish.

Termowchek hopes to benefit from 17 appearances last season to help the Irish bullpen. Like Rubbinaccio, he struggled in two mid-week starting outings but otherwise proved effective, especially in BIG EAST play. In seven conference game appearances, his ERA was 3.18.

Torres, who also brings a 6-6, 205-pound frame to the mound, primarily appeared as a situational relief pitcher last season, facing one or two batters in non-conference games. In 5.2 innings, he allowed two earned runs and struck out three.

Finally, Ashdown, who made his debut with the Irish last year after transferring from Oregon State, will look to further harness control of his upper-80s fastball and slider in order to earn a middle relief role. He appeared in six games in 2012 and struggled with command by walking five batters.

Rounding out the Irish bullpen are freshmen Joey Cresta, Connor Hale, Michael Hearn and Kutsulis.

Cresta's fastball already reaches the upper-80s and he boasts a slider and curve change-up to keep hitters off balance. The graduate of Plainfield North H.S. in the Chicagoland area led his team in strikeouts and posted an ERA under one during his senior campaign.

Hale's Brebeuf Jesuit Preparatory School squad finished as Class 3A state runner-ups in Indiana in 2012. His fastball was capable of reaching the low 90s, and he recorded a 7-1 record with a 3.29 ERA during his senior season.

Michael Hearn and Kutsulis could each see action as situational relief pitchers against left-handed batters.

Kutsulis finished with a 7-2 record and a 2.18 ERA with 47 strikeouts as a senior at Providence Catholic H.S. on the Celtics' loaded Class 4A state runner-up squad, Kutsulis didn't log many innings as a junior, but that didn't prevent him from becoming one of the more coveted left-handers in the state. Kutsulis comes from a lower-3/4 arm slot, and his 84-87 mph fastball has late arm-side action.

Michael Hearn is a graduate of Marist H.S. in Chicago and is the cousin of David. He mixes three pitches, including a fastball and breaking ball, to try to fool hitters.

THE SCHEDULE

The '13 Notre Dame baseball schedule is loaded. The Irish face Ohio State, Tennessee, Virginia Tech, UCLA, USC, Oklahoma, Michigan and Michigan State as well as a three-game series at Tulane and a two-game series with Kent State. That does not even include a BIG EAST slate that features road trips to Louisville and St. John's. In all, Notre Dame will play 11 games against teams that reached the NCAA tournament, including seven against teams that advanced to the NCAA Super Regionals or College World Series.

"I think it might be a bit of an understatement when I say our schedule is a challenging one," Aoki said. "We certainly play a bunch of top caliber programs in the non-conference portion.

OUTFIELDERS

No.	Name	Yr.	Pos.	B-T	Ht.	Wt.	Hometown (Previous School)
1	Adam Norton***	Sr.	RHP/INF	R/R	6-2	190	Highland, IN/Andean
5	Nick McCarty	Fr.	RHP	R/R	6-2	190	Westfield, IN/Cathedral
11	David Hearn	Fr.	RHP	R/R	6-4	190	Homer Glen, IL/Providence Catholic
16	Zak Kutsulis	Fr.	LHP/OF	L/L	6-1	185	Homer Glen, IL/Providence Catholic
17	Cristian Torres*	So.	RHP	R/R	6-6	205	Rancho Palos Verdes, CA/Palos Verdes Peninsula
18	Sean Fitzgerald**	Jr.	RHP	R/R	6-3	175	McLean, VA/McLean
21	Joey Cresta	Fr.	RHP	R/R	5-11	185	Plainfield, IL/Plainfield North
24	Patrick Veerkamp**	Sr.	RHP	R/R	6-3	205	Fort Wayne, IN/Homestead
27	Breck Ashdown	Sr.	RHP	L/R	6-5	215	Tucson, AZ/Catalina Foothills
28	Michael Hearn	Fr.	LHP	L/L	5-11	180	Palos Heights, IL/Marist
31	Scott Kerrigan	So.	RHP	R/R	6-7	215	Saugus, CA/Saugus
32	Connor Hale	Fr.	RHP	R/R	6-4	170	Garmel, IN/Brebeuf Jesuit
36	Pat Connaughton*	So.	RHP	R/R	6-5	205	Danvers, MA/St. John's Prep
37	Kyle Rubbinaccio	So.	RHP	R/R	6-3	210	Manalpan, NJ/Manalpan
40	Dan Slania**	Jr.	RHP	R/R	6-5	275	Tucson, AZ/Salpointe Catholic
42	Matt Termowchek*	So.	RHP	R/R	6-5	195	Glenmoore, PA/Downington East
51	Donnie Hissa*	Jr.	RHP	R/R	6-7	245	Iron River, WI/Maple Northwestern

Plus, we play in some pretty great venues with the USA Baseball Complex, Jackie Robinson Stadium, Dedeaux Field and even Dodger Stadium.

"I think our schedule is probably the toughest of any team in the BIG EAST. Without question, our strength of schedule will not be an issue coming down the stretch toward NCAA tournament selection time. We will most definitely have our hands full, but our players are excited about the challenge."

Notre Dame's four BIG EAST home series will include games versus Seton Hall, Villanova, Connecticut and USF. The Irish home slate will also feature midweek games against Kent State, UIC, Valparaiso, Michigan, Eastern Michigan, Bowling Green, Toledo, Michigan State, Central Michigan and Western Michigan.

Notre Dame opens the 2013 season on Feb. 16-17 at the Snowbird Baseball Classic at Ed Smith Stadium (spring training home of the Baltimore Orioles) in Sarasota, Fla. The Irish play at 2:30 p.m. ET on Saturday against Florida Gulf Coast, 6:00 p.m. ET on Saturday against Ohio State and 11:00 a.m. ET on Sunday against Mercer.

Notre Dame remains on the road the next weekend (Feb. 22-24) for a three-game series against Tulane at Turchin Stadium. The Irish and Green Wave open the series at 6:30 p.m. CT on Friday, followed by a 2:00 p.m. CT game on Saturday and 1:00 p.m. CT contest on Sunday.

Notre Dame then embarks on a new venture with USA Baseball in Cary, N.C. The Irish Baseball Classic at USA Baseball is a three-day event that features Notre Dame, Tennessee, Virginia Tech, Rhode Island, Massachusetts and Ohio. Notre Dame will play Massachusetts (3:00 p.m., Fri., March 1), Tennessee (6:30 p.m., Fri., March 1), Virginia Tech (6:00 p.m., Sat., March 2) and Rhode Island (11:00 a.m., Sun., March 3).

Notre Dame's difficult non-conference slate grows exponentially the following weekend (March 8-10) when the Irish travel to Los Angeles, Calif., for the Dodgertown Classic. Notre Dame takes on 2012 College World Series participant UCLA at 6:00 p.m. PT on Fri., March 8, at Jackie Robinson Stadium. The Irish then travel across town to face 12-time NCAA champion USC at 2:00 p.m. PT on Sat., March 9, at Dedeaux Field.

Notre Dame caps off the Dodgertown Classic with a tilt against 2012 NCAA Super Regional qualifier Oklahoma as part of a twin bill at the iconic Dodgertown Stadium. First-pitch for the Irish and Sooners is 10:00 a.m. PT on Sun., March 9. It marks Notre Dame's first appearance in a Major League Baseball Stadium since 2009 when the Irish played Northwestern in U.S. Cellular Field. Notre Dame has a history of MLB stadium appearances, including the Seattle Kingdome (1995 and '96), Minneapolis Metrodome (2000, '03, '06), Three Rivers Stadium (1988) and U.S. Cellular Field (2008 and '09).

Notre Dame will remain on the West Coast as part of its spring break road trip. The Irish play UC Santa Barbara at 3:00 p.m. PT on Tues., March 12 at Uyesaka Stadium before concluding the week with a three-game series at Cal Poly (March 14-16; 6:00 p.m. PT, 6:00 p.m. PT, 1:00 p.m. PT).

Each of the 11 BIG EAST baseball teams is scheduled to play eight others in three-game series (Notre Dame will not face Georgetown in the 2013 regular season). All but one of the series involving Notre Dame will be three-day series. The Irish will play a two-day series on May 11-12 at St. John's following Notre Dame's academic finals.

Dates for the other Irish BIG EAST road series include March 28-30 at Louisville, April 12-14 at Pittsburgh and May 16-18 at Cincinnati. The BIG EAST home series are March 22-24 vs. Seton Hall, April 5-7 vs. Villanova, April 26-28 vs. Connecticut and May 3-5 vs. USF.

With West Virginia's departure to the Big 12, Notre Dame will host a non-conference series on April 19-21 vs. Quinnipiac.

The BIG EAST Tournament again will be played under an eight-team format from May 22-26, at Bright House Field in Clearwater, Fla. The format will mirror the College World Series with two four-team brackets playing double-elimination games on the first four days. The bracket winners then will meet in a single tie game on May 26.

OUTFIELDERS

No.	Name	Yr.	Pos.	B-T	Ht.	Wt.	Hometown (Previous School)
7	Eric Jagielo**	Jr.	INF/OF	L/R	6-3	215	Downers Grove, IL/Downers Grove North
8	Blaise Lezynski*	So.	INF/OF	L/R	6-0	200	Newtown, PA/Notre Dame H.S. (NJ)
10	Conor Biggio*	So.	OF	L/R	5-9	150	Houston, TX/St. Thomas
12	Kevin Connolly	Fr.	OF	R/R	6-1	190	Omaha, NE/Creighton Prep
13	Mac Hudgins*	So.	OF	B/R	6-0	185	Richmond, VA/Douglas Freeman
14	Kyle Richardson	Fr.	OF	R/R	6-0	190	Park Ridge, IL/Maine South
16	Zak Kutsulis	Fr.	LHP/OF	L/L	6-1	185	Homer Glen, IL/Providence Catholic
19	Ryan Bull*	So.	INF/OF	B/R	6-2	210	Eden Prairie, MN/Eden Prairie
20	Charlie Markson*** (C)	Fr.	OF	R/R	6-2	200	Whitefish Bay, WI/Whitefish Bay
26	James Nevant	Fr.	OF/INF	R/R	6-1	200	Asheville, NC/T.C. Roberson

Radio/Television Information

ALL IRISH BASEBALL GAMES TO BE BROADCAST LIVE ON RADIO IN SOUTH BEND

For the 12th consecutive season, the Notre Dame baseball program has arranged for a broadcast schedule that will provide commercial-station radio coverage of the entire 56-game regular-season schedule (and all postseason). The 2013 season continues its relationship with LeSEA Broadcasting Network and the South Bend station WHME 103.1 FM, which reaches a listening audience of approximately 1.5 million people across northern Indiana and southwest Michigan.

All radio broadcasts also can be heard live on the internet via real-audio software programs, with a link available on the Notre Dame athletic website (www.UND.com).

The primary voice of Irish baseball for the upcoming campaign is WHME sports director Chuck Freeby, his fifth year broadcasting games for Notre Dame.

An award-winning journalist, Freeby has received honors for his reporting in both news and sports.

Born in South Bend, Indiana, he is a 1982 graduate of Elkhart Central High School. In 1986, he received a B.A. in American Studies from the University of Notre Dame. Upon graduation, he served as a sportscaster for WTRC Radio in Indiana, producer for WGN Radio in Chicago, an assistant producer for ESPN Sports and a sports-writer for The Elkhart Truth...all at the same

time. For 17 years, he received local acclaim as a sports anchor/reporter at WNDU-TV in South Bend, where Chuck pioneered the station's prep sports coverage.

Now, in addition to his Harvest Show duties, Chuck serves as sports director at LeSEA's South Bend affiliate, WHME, where he calls play-by-play on the high school football and basketball "Game of the Week," various college sports events, serves as host for Notre Dame coaches' shows and provides morning sports reports on Pulse FM.

Chuck and his wife, Diane, have six children and live in South Bend.

MEDIA FOLLOWING THE IRISH

PRINT MEDIA

South Bend Tribune

225 West Colfax Avenue
South Bend, IN 46626
(574) 235-6161; FAX (574) 235-6091
Curt Rallo (Beat Writer)

Associated Press

225 West Colfax Avenue
South Bend, IN 46626
(574) 288-1649; FAX (574) 236-1765
Tom Coyne (Beat Writer)

Irish Sports Report

225 West Colfax Avenue
South Bend, IN 46626
(574) 235-6470; FAX (574) 235-6091
Bob Wieneke (Managing Editor)

Blue & Gold Illustrated

1605 North Home Street
Mishawaka, IN 46545
(574) 255-9800; FAX (574) 255-9700
Dan Murphy (Beat Writer)

Notre Dame Observer

(University daily newspaper)
South Dining Hall
Notre Dame, IN 46556
(574) 631-7471; FAX (574) 631-6927

The Dome

(University yearbook)
South Dining Hall
Notre Dame, IN 46556
(574) 631-7524

Irish Eyes Magazine

21 Merriam Way
Upton, MA 01568
(508) 529-6781; FAX (508) 519-6553
Alan Tieuli (Editor), Denise Skwarcan

ELECTRONIC MEDIA

Irish Illustrated

(574) 288-0329; FAX (574) 286-1652
Tim Prister (Beat Writer)

Irish Sports Daily

(574) 276-3234; FAX (574) 520-2066
Sean Stires (Beat Writer)

TELEVISION

WBND-TV (ABC)

53550 Generations Drive
South Bend, IN 46635
(574) 344-5557, FAX (574) 344-5094
Jillian Mahen

WHME-TV (LeSEA)

61300 Ironwood Road
South Bend, IN 46614
(574) 291-8200; FAX (574) 291-9043
Chuck Freeby/Bob Nagle

WNDU-TV (NBC)

P.O. Box 1616
South Bend, IN 46634
(574) 631-1616; FAX (574) 631-2916
Jeff Jeffers/Angelo DiCarlo

WSBT-TV/Radio (CBS)

300 West Jefferson
South Bend, IN 46601
(574) 233-3141; FAX (574) 288-6630
Pete Byrne/David McCoy

WSJV-TV (FOX)

58096 County Road 7 South
Elkhart, IN 46514
(574) 679-4545/293-9227; FAX (574) 294-1324
Dean Huppert/Allison Hayes

RADIO

WHME 103.1 FM (flagship)

61300 Ironwood Road
South Bend, IN 46614
(574) 291-8200; FAX (574) 291-9043
Chuck Freeby/Bob Nagle

WSBT-AM

1301 E. Douglas Road
Mishawaka, IN 46545
(574) 233-3141; FAX (574) 288-6630
Darin Pritchett/Rick Carter

WVFI-AM

University of Notre Dame
P.O. Box 532
Notre Dame, IN 46656
(574) 631-5379

BIG EAST CONFERENCE

56 Exchange Terrace
Providence, RI 02903
(401) 272-9108/453-0660; FAX (401) 751-8540
Jared Hager
jhager@bigeast.org
www.bigeast.org

FIGHTING IRISH DIGITAL MEDIA

University of Notre Dame
C113 Joyce Center
Notre Dame, IN 46556
(574) 631-6107
Dan Skendzel (program director)
Jack Nolan (director - media productions)
Alan Wasielewski (producer)
Gary Paczesny (associate producer)
(574) 631-2235 (Wasielewski)
(574) 631-2238 (Nolan)
(574) 631-3505 (Paczecny)

UNIVERSITY OF NOTRE DAME

Fighting Irish



Student-Athletes

Junior RHP Dan Slania enters 2013 as one of the nation's top closers. He led the BIG EAST with 13 saves in 2012 and posted a 3-0 record with a 2.03 ERA. Slania has collected 17 saves and owns a 2.12 ERA in 61.2 innings of work over his career. He captured the Russ Ford Award as the Cape Cod League's top relief pitcher this past summer.

#24 PATRICK VEERKAMP

Fort Wayne, IN/Homestead



SR	RHP	R/R	6-3	205
----	-----	-----	-----	-----

AT NOTRE DAME: Two-time monogram winner that entered his senior season with a 7.22 career ERA and 2-2 record, plus 23 strikeouts, 27 walks and 50 hits allowed (.309 opponent batting average) in 16 appearances (eight starts) and 38.2 innings ... will miss 2013 season due to injury ... carried a 3.915 cumulative GPA into the '13 spring semester following a perfect 4.000 GPA in the '11 and '12 fall semesters.

HONORS & AWARDS: BIG EAST Academic All-Star (2010, 2011, 2012).

JUNIOR SEASON (2012): Made nine appearances, including six starts ... went 2-0 with a 5.60 ERA ... allowed 34 hits in 27.1 innings of work as opposing batters hit .306 ... struck out 16 and walked 12 ... Notre Dame posted a 5-1 record when Veerkamp started and 5-4 mark when he pitched ... roughed up with four runs, three earned, on three hits in 1.0 inning of work against Purdue on Feb. 19 ... tossed a scoreless inning of relief at Texas State on Mar. 2 ... picked up first career victory with 6.0 shutout innings against UTSA on Mar. 14 ... limited the Road Runners to four hits and fanned four ... collected his second victory of the season with 5.0 solid innings against IPFW on Mar. 21 ... struck out four, walked two and yielded five hits ... did not factor in the decision in starts against UIC (Mar. 27), Toledo (Apr. 3) and Butler (May 1) ... UIC plated four runs on four hits in 2.0 innings, while Toledo recorded four runs, three earned, on four hits in 4.2 innings ... Butler tagged him for five runs, four earned, on six hits ... limited Northwestern to a pair of earned runs on five hits in 3.0 innings of work (May 15).

SOPHOMORE SEASON (2011): Made four appearances - all out of the Irish bullpen ... went 0-0 with a 14.54 ERA ... allowed eight hits in 4.1 innings of work as opposed to .348 ... struck out four and walked 10 ... Notre Dame posted an 1-3 record when Veerkamp pitched ... tossed a scoreless inning of relief in the 5-0 victory over Seattle on Feb. 25 ... roughed up for four earned runs on two hits and five walks in 0.2 innings of work against Iowa on Mar. 18 ... struck out three, walked two and yielded two earned runs on three hits in season-high 2.0 innings against Michigan State on May 17 ... yielded two hits, two walks and five runs, only one earned, in 0.2 innings against Louisville on May 19.

FRESHMAN SEASON (2010): Made three appearances and one start ... went 0-2 with a 9.00 ERA ... allowed eight hits in 7.0 innings of work as opponents batted .286 ... struck out three and walked five ... Notre Dame posted an 0-3 record when Veerkamp pitched ... struggled over his first two career appearances, both starts, against UTPA (2.2 IP, 3 H, 4 ER, 3 BB, 1 K) and UIC (2.1 IP, 5 H, 3 ER, 2 BB, 1 K), but rebounded with 2.0 hitless and scoreless innings of relief versus Michigan on Apr. 21.

PREP & PERSONAL: Four-year starter and letterwinner at Homestead High School ... registered a .401 career batting average ... posted a 13-3 career mark as a pitcher ... as a senior, went 7-2 with a 1.86 earned run average in 49.0 innings pitched with 63 strikeouts ... also batted .468 with four home runs ... helped Homestead H.S. to a 23-4 record ... named first team all-conference, all-area and selected to participate in the North-South All-Star contest ... named high school pitcher of the year and academic all-state ... went 6-1 with a 3.46 earned run average with 33 strikeouts in 26.1 innings of work last spring ... led Homestead to a runner-up finish in the 4A state



tournament ... two-way player also batted .347 with a .613 slugging percentage for the 26-6 Spartans ... ranked as the sixth-best player from the state of Indiana by the Prep Baseball Report ... named to the honor roll every semester of high school ... member of the National Honor Society and also a AP Scholar of Distinction ... born Aug. 18, 1990 ... full name is Patrick Michael Veerkamp ... son of Gregory and Mary Pat Veerkamp ... has a younger brother Daniel ... enrolled in the College of Science as a pre-professional studies major.

VEERKAMP'S OVERALL CAREER HIGHS

Winning Streak: 2 (Mar. 14, 2012 - present)

Innings Pitched (starter): 6.0, vs. UTSA (Mar. 14, 2012)

Innings Pitched (reliever): 2.0, twice (last time vs. Michigan State, May 17, 2011)

Walks allowed: 5, vs. Iowa (Mar. 18, 2011)

Strikeouts: 4, twice (last time vs. IPFW, Mar. 21, 2012)

Batters faced: 26, vs. UTSA (Mar. 14, 2012)

Fielding chances: 3, vs. Butler (May 1, 2012)

Putouts: 1, twice (last time vs. Butler, May 1, 2012)

Assists: 1, four times

Runners CS: 2, vs. IPFW (Mar. 21, 2012)

VEERKAMP'S BIG EAST CAREER HIGHS

Winning Streak: None

Innings Pitched (starter): None

Innings Pitched (reliever): 1.0, vs. Rutgers (May 12, 2012)

Walks allowed: 2, at Louisville (May 19, 2011)

Strikeouts: 1, vs. Rutgers (May 12, 2012)

Batters faced: 9, at Louisville (May 19, 2011)

Fielding chances: 1, at Louisville (May 19, 2011)

Putouts: 1, at Louisville (May 19, 2011)

Assists: 1, None

Runners CS: None

VEERKAMP'S OVERALL STATS

YEAR	ERA	W-L	APP	GS	CG	SHO	SV	IP	H	R	ER	BB	SO	2B	3B	HR	BF	BAVG	WP	HBP	BK	SFA	SHA
2010	9.00	0-2	3	2	0	0/0	0	7.0	8	9	7	5	3	3	0	0	34	.286	0	0	0	0	1
2011	14.54	0-0	4	0	0	0/1	0	4.1	8	11	7	10	4	0	1	2	34	.348	4	1	0	0	0
2012	5.60	2-0	9	6	0	0/1	0	27.1	34	20	17	12	16	6	0	3	129	.306	3	4	0	1	1
TOTAL	7.22	2-2	16	8	0	0/2	0	38.2	50	40	31	27	23	9	1	5	197	.309	7	5	0	1	2

VEERKAMP'S BIG EAST STATS

YEAR	ERA	W-L	APP	GS	CG	SHO	SV	IP	H	R	ER	BB	SO	2B	3B	HR	BF	BAVG	WP	HBP	BK	SFA	SHA
2011	13.50	0-0	1	0	0	0/0	0	0.2	2	5	1	2	0	0	0	2	9	.333	2	1	0	0	0
2012	0.00	0-0	1	0	0	0/0	0	1.0	2	1	0	1	1	0	0	0	7	.400	0	0	0	0	1
TOTAL	5.40	0-0	2	0	0	0/0	0	1.2	4	6	1	3	1	0	0	2	16	.364	2	1	0	1	0

VEERKAMP'S CAREER STATS VS. BIG EAST (INCLUDES POSTSEASON)

TEAM	ERA	W-L	APP	GS	CG	SHO	SV	IP	H	R	ER	BB	SO	2B	3B	HR	BF	BAVG	WP	HBP	BK	SFA	SHA
Louisville	13.50	0-0	1	0	0	0/0	0	0.2	2	5	1	2	0	0	0	2	9	.333	2	1	0	0	0
Rutgers	0.00	0-0	1	0	0	0/0	0	1.0	2	1	0	1	1	0	0	0	7	.400	0	0	0	1	0

#20 CHARLIE MARKSON

Whitefish Bay, WI/Whitefish Bay



SR

OF

R/R

6-2

195

AT NOTRE DAME: Two-year monogram winner and 2013 co-captain enters his senior season with a .288 career batting average and 28 RBI ... has added 38 runs scored, eight doubles, two triples, two home runs, 26 walks, 12 hit by pitch, four sacrifice bunts, three sacrifice flies and 23 stolen bases (32 attempts) in 100 games (69 starts) ... in BIG EAST games, owns a career .303 batting average and 10 RBI ... has added 18 runs scored, four doubles, one triple, one home run, 14 walks, five hit by pitch, one sacrifice bunt, one sacrifice fly and 13 stolen bases (15 attempts) in 41 games (29 starts) ... enters the season as the starting centerfielder ... will likely hit in either of the top two spots in the batting order ... possesses solid set of MLB tools ... in the mold of former Irish All-America and MLB first round draft pick A.J. Pollock ... extremely quick with a strong throwing arm ... tremendous contact hitter that has ability to hit for a high average ... drafted in the 44th round of the 2009 MLB Draft by the Detroit Tigers.

HONORS & AWARDS: BIG EAST Academic All-Star (2010).

JUNIOR SEASON (2012): Appeared in 53 games and started 51, including 35 in center field and 16 in right field ... batted .303 (53-for-175) with 30 runs scored, six doubles, one triple, two home runs and 20 RBI ... added 17 walks, 10 hit by pitch, three sacrifice flies, two sacrifice bunts and 19 stolen bases in 25 attempts ... recorded 67 total bases, posted a .383 slugging percentage and .390 on-base percentage ... posted a .961 fielding percentage ... committed five errors in 127 fielding chances with 121 putouts ... led the Irish in stolen bases ... saw action and started 26 BIG EAST games ... batted a team-best .322 (28-for-87) with 15 runs scored, four doubles, one triple, one home run and 10 RBI ... added 12 walks, four hit by pitch, one sacrifice fly and 13 stolen bases in 15 attempts ... led all BIG EAST players in stolen bases in league games ... recorded 37 total bases, posted a .425 slugging percentage and .423 on-base percentage ... hit .284 (25-for-88) with 15 runs scored, two doubles, one home run, 10 RBI, five walks, six hit by pitch, two sacrifice flies, two sacrifice bunts and six stolen bases in 10 attempts in non-conference games ... hit .333 (5-for-15) with four runs scored, one home run, three RBI, one sacrifice fly and one stolen base in one attempt in the BIG EAST tournament ... batted .167 (4-for-24) with two runs scored, one RBI, one walk, three hit by pitch and two stolen bases in three attempts in the month of February ... hit .265 (13-for-49) with eight runs scored, three doubles, one triple, five RBI, five walks, three hit by pitch, one sacrifice bunt and three stolen bases in four attempts in the month of March ... batted .340 (16-for-47) with eight runs scored, one double, seven RBI, seven walks, two hit by pitch, two sacrifice flies and five stolen bases in seven attempts in the month of April ... hit a team-best .364 (20-for-55) with 12



runs scored, two doubles, two home runs, seven RBI, four walks, two hit by pitch, one sacrifice fly, one sacrifice bunt and nine stolen bases in 11 attempts in the month of May ... batted .295 (18-for-61) with 11 runs scored, three doubles, one triple, six RBI, six walks, three hit by pitch, one sacrifice fly and five stolen bases in six attempts in home games ... hit a team-best .339 (20-for-59) with 11 runs scored, three doubles, one home run, eight RBI, nine walks, three hit by pitch, one sacrifice fly, one sacrifice bunt and 10 stolen bases in 13 attempts in away games ... batted .273 (15-for-55) with eight runs scored, one home run, six RBI, two walks, four hit by pitch, one sacrifice fly, one sacrifice bunt and four stolen bases in six attempts in neutral site games ... batted .327 (34-for-104) with 22 runs scored, three doubles, one triple, two home runs, 14 RBI, 10 walks, six hit by pitch, two sacrifice flies, two sacrifice bunts and nine stolen bases in 14 attempts in Irish victories ... hit .296 (34-for-115) with 18 runs scored, one double, one triple, two home runs, 10 RBI, eight walks, seven hit by pitch, two sacrifice flies, two sacrifice bunts and 10 stolen bases in 15 attempts in day games ... batted .317 (19-for-60) with 12 runs scored, five doubles, 10 RBI, nine walks, three hit by pitch, one sacrifice fly and nine stolen bases in 10 attempts in night games ... hit .303 (53-for-175) with 29 runs scored, six doubles, one triple, two home runs, 20 RBI, 17 walks, 10 hit by pitch, three sacrifice flies, two sacrifice bunts and 19 stolen bases in 25 attempts in games started ... scored one run in two games off the bench ... hit .349 (15-for-43) against left-handed pitching ... batted .288 (38-for-132) against right-handed pitching ... hit .278 (22-for-79) with runners on base ... batted .323 (31-for-96) with the bases empty ... went 0-for-10 (.000) with the bases loaded ... reached base when leading off an inning 28 times in 54 opportunities (.519) ... did not record a pinch hit

MARKSON'S OVERALL STATS

YEAR	AVG	GP-GS	AB	R	H	2B	3B	HR	RBI	TB	SLG%	BB	HBP	SO	GDP	OB%	SF	SH	SB-ATT	PO	A	E	FLD%
2010	.250	15-4	20	3	5	1	0	0	3	6	.300	4	0	4	0	.375	0	0	2-2	16	0	1	.941
2011	.244	32-14	45	5	11	1	1	0	5	14	.311	5	2	16	0	.346	0	2	2-5	51	0	3	.944
2012	.303	53-51	175	30	53	6	1	2	20	67	.383	17	10	32	4	.390	3	2	19-25	121	1	5	.961
TOTAL	.288	100-69	240	38	69	8	2	2	28	87	.363	26	12	52	4	.381	3	4	23-32	188	1	9	.955

MARKSON'S BIG EAST STATS

YEAR	AVG	GP-GS	AB	R	H	2B	3B	HR	RBI	TB	SLG%	BB	HBP	SO	GDP	OB%	SF	SH	SB-ATT	PO	A	E	FLD%
2010	.000	1-0	0	0	0	0	0	0	0	0	.000	0	0	0	0	.000	0	0	0-0	0	2	0	1.000
2011	.167	14-3	12	3	2	0	0	0	0	2	.167	2	1	6	0	.333	0	1	0-0	11	0	2	.846
2012	.322	26-26	87	15	28	4	1	1	10	37	.425	12	4	19	2	.423	1	0	13-15	63	0	3	.955
TOTAL	.303	41-29	99	18	30	4	1	1	10	39	.394	14	5	25	2	.412	1	1	13-15	76	0	5	.938

MARKSON'S CAREER STATS VS. BIG EAST (INCLUDES POSTSEASON)

TEAM	AVG	GP-GS	AB	R	H	2B	3B	HR	RBI	TB	SLG%	BB	HBP	SO	GDP	OB%	SF	SH	SB-ATT	PO	A	E	FLD%
Cincinnati	.400	3-3	10	2	4	0	0	0	0	4	.400	1	1	1	0	.500	0	0	1-1	10	0	0	1.000
Connecticut	.273	8-4	11	1	3	0	0	0	0	3	.273	1	1	2	0	.385	0	1	3-3	9	0	0	1.000
Georgetown	.300	5-3	10	2	3	0	0	0	2	3	.300	3	0	2	1	.429	1	0	1-1	9	0	0	1.000
Louisville	.333	3-2	6	2	2	0	0	0	0	2	.333	2	1	2	0	.556	0	1	0-0	7	0	1	.875
Pittsburgh	.200	3-3	10	1	2	0	1	0	1	4	.400	1	0	2	1	.273	0	0	0-0	7	0	0	1.000
Rutgers	.438	5-4	16	6	7	1	0	1	3	11	.688	2	0	4	0	.500	0	0	4-4	9	0	1	.900
Seton Hall	.400	5-3	10	3	4	0	0	0	1	4	.400	3	0	3	0	.538	0	0	4-4	2	0	1	.667
St. John's	.056	6-5	18	1	1	0	0	0	2	1	.056	0	0	4	0	.053	1	0	0-0	10	0	2	.833
USF	.273	4-3	11	1	3	2	0	0	1	5	.455	0	1	3	0	.333	0	0	0-0	11	0	0	1.000
Villanova	.545	3-3	11	3	6	1	0	1	3	10	.909	1	1	2	0	.615	0	0	2-3	9	0	0	1.000

opportunity ... hit .265 (13-for-49) with runners in scoring position ... drove in a run with a runner on third base and less than two outs 13 times in 20 opportunities (.650) ... registered five RBI and batted .209 (9-for-43) with two outs ... advanced 44 base runners on 90 attempts, good for a percentage of .489 ... registered 18 multi-hit games, including a four-hit outing against Rutgers on May 24, two three-hit games and 15 two-hit outings ... collected four multi-RBI games, including three RBI against Rutgers (May 24) in the BIG EAST tournament ... registered a career-long eight-game hitting streak (April 29-May 12) ... reached base safely in a career-best 13 consecutive games (March 30-April 25) ... Notre Dame went 30-21 when Markson started, including 18-17 in center field and 12-4 in left field ... the Irish went 2-1 when Markson batted second, 22-14 when he batted seventh and 6-6 when he hit eighth ... opened the season with back-to-back multi-hit games, but then suffered through an 0-for-20 stretch ... broke out of the slump with a two-hit effort in the 7-1 victory over No. 11 LSU on March 11 ... batted .329 (best on the team) over the last 47 games ... Markson was the first Notre Dame player to ever score four runs in a BIG EAST tournament game and first Irish player with a four-hit game in the tournament since eventual first-round MLB pick and current Arizona Diamondbacks centerfielder A.J. Pollock.

SOPHOMORE SEASON (2011): Appeared in 32 games and started 14, including 12 in center field and two in left field ... hit with a pitch in the face in the season opener against Michigan State on Feb. 18 and missed three weeks ... batted .244 (11-for-45) with five runs scored, one double, one triple and five RBI ... added five walks, two hit by pitch, two sacrifice bunts and two stolen bases in five attempts ... recorded 14 total bases, posted a .311 slugging percentage and .346 on-base percentage ... posted a .944 fielding percentage ... committed three errors in 54 fielding chances with 51 putouts ... second on the Irish in games played off the bench ... saw action in 14 BIG EAST games and started three ... batted .167 (2-for-12) with three runs scored ... added two walks, one hit by pitch and one sacrifice bunt ... recorded two total bases, posted a .308 slugging percentage and .355 on-base percentage ... hit .273 (9-for-33) with two runs scored, one double, one triple, five RBI, three walks, one hit by pitch and two stolen bases in five attempts in non-conference games ... batted .000 (0-for-1) with one hit by pitch in the month of February ... hit .267 (8-for-30) with two runs scored, one double, one triple, five RBI, two walks and one stolen base in four attempts in the month of Mar. ... batted .000 (0-for-3) in the month of Apr. ... hit .273 (3-for-11) with three runs scored, three walks, one hit by pitch, two sacrifice bunts and one stolen base in one attempt in the month of May ... batted .143 (1-for-7) with one run scored, one walk and one stolen base in one attempt in home games ... hit .350 (7-for-20) in road games with three runs scored, one double, one triple, four RBI, four walks, one hit by pitch, one sacrifice bunt and one stolen base in two attempts in away games ... batted .176 (3-for-17) with two runs scored, two RBI, one walk, one hit by pitch, one sacrifice bunt and one stolen base in one attempt in Irish victories ... hit .200 (7-for-35) with three runs scored, one double, one triple, four RBI, one walk, two hit by pitch, two sacrifice bunts and no stolen bases in three attempts in day games ... batted .400 (4-for-10) with two runs scored, one RBI, four walks and two stolen bases in two attempts in night games ... hit .256 (10-for-39) with three runs scored, one double, one triple, five RBI, five walks, two hit by pitch, one sacrifice bunt and two stolen bases in five attempts in games started ... batted .167 (1-for-6) with two runs scored and one sacrifice bunt in games off the bench ... hit .167 (2-for-12) against left-handed pitching ... batted .273 (9-for-33) against right-handed pitching ... hit .211 (4-for-19) with runners on base ... batted .269 (7-for-26) with the bases empty ... went 0-for-2 (.000) with the bases loaded ... went 0-for-1 (.000) as a pinch hitter ... hit .250 (4-for-16) with runners in scoring position ... advanced nine base runners on 22 attempts, good for a percentage of .409 ... registered four RBI and batted .333 (6-for-18) with two outs ... registered one multi-hit game, a three-hit outing against Winthrop on Mar. 4 ... registered a season-long four-game hitting streak (Mar. 12-17) ... reached base safely in four consecutive games (Mar. 12-17) ... Notre Dame went 5-9 when Markson started, including 5-7 in center field and 0-2 in left field ... the Irish went 1-1 when Markson batted second, 2-3 when he batted seventh, 0-1 when he hit eighth and 2-4 when he batted ninth ... went 3-for-3 with a run scored and RBI triple at Winthrop on Mar. 4 ... went 1-for-3 with a two-run double at Coastal Carolina on Mar. 12.

FRESHMAN SEASON (2010): Appeared in 15 games and started four, three in right field and one in center field ... batted .250 (5-for-20) with three runs scored, one double and three 22 RBI ... added four walks and two stolen bases in two attempts ... recorded six total bases, posted a .300 slugging percentage and .375 on-base percentage ... posted a .941 fielding percentage ... committed one error in 17 fielding chances with 16 putouts ... tied for third on the Irish in games played off the bench ... saw action in one BIG EAST game ... hit .250 (5-for-20) with three runs scored, one double, three RBI, four walks and two stolen bases in two attempts in non-conference games ... batted .375 (3-for-8) with two runs scored, one double and three RBI in the month of February ... hit .200 (2-for-10) with one run scored, four walks and two stolen bases in two attempts in the month of Mar. ... batted .000 (0-for-2) in the month of Apr. ... did not see action in the month of May ... batted .093 (1-for-11) with one run scored, four walks and two stolen bases in two attempts in home games ... hit 1.000 (1-for-1) in road games ... batted .222 (2-for-9) with three runs scored, one double, three RBI, three walks and one stolen base in one attempt in Irish victories ... hit .333 (4-for-12) with two runs scored, one double and three RBI in day games ... batted .125 (1-for-8) with one run scored, four walks and two stolen bases in two attempts in night games ... hit .083 (1-for-12) with one run scored, four walks and two stolen bases in two attempts in games started ... batted .500 (4-for-8) with two runs scored, one double and three RBI in games off the

bench ... hit .111 (1-for-9) against left-handed pitching ... batted .364 (4-for-11) against right-handed pitching ... hit .333 (4-for-12) with runners on base ... batted .125 (1-for-8) with the bases empty ... went 1-for-1 (1.000) with the bases loaded ... hit .600 (3-for-5) as a pinch hitter ... hit .333 (3-for-9) with runners in scoring position ... advanced four base runners on 12 attempts, good for a percentage of .333 ... totaled two RBI and batted .167 (1-for-6) with two outs ... registered one multi-hit game against Mississippi Valley State on Feb. 21 ... recorded one multi-RBI game, a three-RBI outing versus Mississippi Valley State on Feb. 21 ... Notre Dame went 2-2 when Markson started, including 1-0 in center field and 1-2 in right field ... the Irish went 2-2 when Markson batted sixth ... went 2-for-3 with a run scored, double and three RBI against Mississippi Valley State on Feb. 21 ... added a pinch hit against Texas-Pan American on Mar. 10 ... went 1-for-3 versus Michigan State on Mar. 21 ... drew three walks and swiped a base against Ball State on Mar. 23.

PREP & PERSONAL: Four-year starter and letterwinner at Whitefish High School ... batted .486 with 11 doubles, six triples, two home runs and nine stolen bases as a senior ... recorded a .608 on-base percentage and .878 slugging percentage ... named team co-MVP, first team all-conference, second team all-suburban and second team all-area ... captured the Duke Pridew Award (annually given to the player who shows the most leadership, teamwork and dedication to the team) ... as a junior and senior selected to Wisconsin Baseball Coaches Association All Star Classic ... named a Wisconsin Baseball Coaches Association Scholar/Athlete ... chosen in the 44th round of the 2009 MLB Draft by the Detroit Tigers ... batted .427 with a team-best 14 doubles and five triples as a junior ... also scored 35 runs, stole 26 bases, drove in 35 and recorded 41 hits ... named all-conference and all-district ... participated in the Milwaukee Brewers Classic Baseball Tournament ... hit a home run and drove in three in the title game ... also earned four letters in basketball as a point guard ... as a sophomore, led team in hits (48), triples (five), home runs (three), RBI (39) and runs scored (36) ... batted .403 and was named Team Offensive MVP ... born Feb. 6, 1991 ... son of Dave and Cathy Markson ... full name is Charles Asher Markson ... enrolled in Mendoza College of Business as a major in finance.

MARKSON'S OVERALL CAREER HIGHS

Hits: 4, vs. Rutgers (May 24, 2012)
Doubles: 2, at USF (Mar. 31, 2012)
Triples: 1, twice (last time vs. Pittsburgh, Mar. 25, 2012)
Home runs: 1, twice (last time vs. Rutgers, May 24, 2012)
Total bases: 7, twice (last time vs. Rutgers, May 24, 2012)
RBI: 3, twice (last time at Villanova, May 5, 2012)
Runs: 4, vs. Rutgers (May 24, 2012)
Walks: 3, vs. Ball State (Mar. 23, 2012)
Hit by pitch: 2, vs. Illinois (Feb. 17, 2012)
Struck out: 2, 10 times (last time at Connecticut, May 17, 2012)
Sac flies: 1, three times (last time vs. St. John's, May 23, 2012)
Sac bunts: 1, five times (last time at Northwestern, May 15, 2012)
At-bats: 5, five times (last time vs. Rutgers, May 24, 2012)
Stolen bases: 3, at Seton Hall (Apr. 5, 2012)
Caught stealing: 1, nine times (last time at Northwestern, May 15, 2012)
Fielding chances: 7, twice (last time vs. Valparaiso, May 2, 2012)
Putouts: 7, at UTSA (Mar. 15, 2011)
Assists: 1, vs. Purdue (Feb. 19, 2012)
Hitting streak: 8, Apr. 29 – May 12, 2012

MARKSON'S BIG EAST CAREER HIGHS

Hits: 4, vs. Rutgers (May 24, 2012)
Doubles: 2, at USF (Mar. 31, 2012)
Triples: 1, vs. Pittsburgh (Mar. 25, 2012)
Home runs: 1, twice (last time vs. Rutgers, May 24, 2012)
Total bases: 7, twice (last time vs. Rutgers, May 24, 2012)
RBI: 3, at Villanova (May 5, 2012)
Runs: 4, vs. Rutgers (May 24, 2012)
Walks: 2, three times (last time at Seton Hall, Apr. 5, 2012)
Hit by pitch: 1, six times (last time at Connecticut, May 17, 2012)
Struck out: 2, five times (last time at Connecticut, May 17, 2012)
Sac flies: 1, at Georgetown (Apr. 21, 2012)
Sac bunts: 1, at Louisville (May 21, 2011)
At-bats: 5, vs. Rutgers (May 24, 2012)
Stolen bases: 3, at Seton Hall (Apr. 5, 2012)
Caught stealing: 1, twice (last time at Villanova, May 6, 2012)
Fielding chances: 6, vs. St. John's (Apr. 29, 2012)
Putouts: 6, vs. St. John's (Apr. 29, 2012)
Assists: None

#27 BRECK ASHDOWN



Tucson, AZ/Catalina Foothills

SR	RHP	L/R	6-5	220
----	-----	-----	-----	-----

ASHDOWN'S OVERALL CAREER HIGHS

Winning Streak: None
Innings Pitched (starter): None
Innings Pitched (reliever): 2.0, vs. UTSA (Mar. 14, 2012)
Walks allowed: 2, twice (last time vs. Eastern Michigan, Mar. 20, 2012)
Strikeouts: 1, vs. UTSA (Mar. 14, 2012)
Batters faced: 7, vs. UTSA (Mar. 14, 2012)
Fielding chances: 1, vs. UTSA (Mar. 14, 2012)
Putouts: 1, vs. UTSA (Mar. 14, 2012)
Assists: None
Runners CS: None

AT NOTRE DAME: Big, strong frame with good athleticism ... impressed on the mound using a 3/4 arm angle to top out at 90 mph ... owns a nice slider that can throw for strikes to keep hitters off balance.

HONORS & AWARDS: BIG EAST Academic All-Star (2012).

JUNIOR SEASON (2012): Made six appearances, all out of the bullpen ... went 1-0 with a 10.38 ERA ... allowed five hits in 4.1 innings of work as opposing batters hit .278 ... struck out 1 and walked five ... Notre Dame posted a 2-4 record when Ashdown pitched ... roughed up for three runs, all earned, on just one hit, two walks and failed to retire a batter against Purdue on Feb. 19 ... allowed two runs, both earned, on two hits in 0.2 innings of relief at Texas State on Mar. 2 ... rebounded with 2.0 scoreless innings of relief in the shutout victory over UTSA on Mar. 14 ... picked up first career victory with a scoreless inning of relief against Eastern Michigan on Mar. 20 ... made a pair of scoreless relief appearances against Michigan State (Apr. 10) and Central Michigan (Apr. 25) ... did not allow a run over last 3.2 innings of work.

SOPHOMORE SEASON (2011): Sat out the season due to the NCAA transfer rules.

FRESHMAN SEASON (2010): Did not see any game action at Oregon State.


PREP & PERSONAL: Lettered three years in baseball for head coaches Jeff Fowler and Lance Robertson ... served as captain of baseball team ... during his tenure at Catalina Foothills, was named a Louisville Slugger and Under Armour Preseason All-American ... earned all-region honors his sophomore, junior and senior years ... named all-Southern Arizona his junior and senior years ... as a junior, batted .422 with 22 RBI, 10 doubles, three triples and four home runs ... 2008 Team One West Top Ten player (ranked No. 2) ... was rated as the nation's No. 52 infielder by PGCrossChecker.com, which also had him as the No. 8 player in the state of Arizona ... as a sophomore, hit .339 with 20 RBI, two doubles, a triple and two home runs ... also lettered for three seasons in football as the team's quarterback ... earned All-Region honors in football his junior and senior seasons and was named Offensive Player of the Year his senior season ... born Apr. 29, 1991, in Durham, N.C. ... son of Kristin and Boyd Ashdown ... brother, Brayden (*10), earned four baseball monograms for the Irish from 2007-10 ... full name is Breck William Ashdown ... enrolled in the College of Arts and Letters as an american studies major.

ASHDOWN'S OVERALL STATS

YEAR	ERA	W-L	APP	GS	CG	SHO	SV	IP	H	R	ER	BB	SO	2B	3B	HR	BF	BAVG	WP	HBP	BK	SFA	SHA
2012	10.38	1-0	6	0	0	0/1	0	4.1	5	5	5	5	1	2	0	0	25	.278	0	1	0	1	0
TOTAL	10.38	1-0	6	0	0	0/1	0	4.1	5	5	5	5	1	2	0	0	25	.278	0	1	0	1	0



#25
RICKY
PALMER



Orland Park, IL/Brother Rice

SR	C	R/R	6-0	200
----	---	-----	-----	-----

AT NOTRE DAME: Veteran catcher who has served in bullpen role, after first earning a walk-on roster spot in the fall of 2010 ... a hard worker and team-first leader ... has played in nine career games without a start at Notre Dame (all in 2011) ... batted .111 (1-for-9) with a double and run scored ... added a walk and hit by pitch ... helps play important role in the daily preparation of the Notre Dame pitching staff ... spent the summer of 2012 with the USA Baseball Collegiate National Team.

JUNIOR SEASON (2012): Did not earn roster spot but served important role as bullpen catcher.

SOPHOMORE SEASON (2011): Played in nine games without a start ... saw exclusive action as a late-inning pinch hitter ... batted .111 (1-for-9) with a run scored, double, walk and hit by pitch ... batted .143 (1-for-7) as a pinch hitter ... smoked a double in first career Notre Dame at bat on Mar. 5 at Winthrop ... added a run scored in the loss to the Eagles.

FRESHMAN SEASON (2010): Did not participate in baseball.

PREP & PERSONAL: Lettered three years in baseball for head coach Tim Lyons ... versatile athlete also earned one letter in basketball ... as a senior, named all-Chicago Catholic League and all-area ... captured the Brother Rice H.S. Student-Athlete of the Year ... served as team captain ... honored with Coach Cliff Petrak Award – Best Defensive Performer ... batted .398 with eight doubles, three home runs and 26 RBI ... also registered a .520 on-base percentage and .571 slug-



ging percentage ... did not commit an error all season and threw out 13 of 23 base stealers ... helped Brother Rice H.S. to a school-record 27 consecutive victories, a conference title and a school record 31-3 overall record ... as a junior, helped Brother Rice H.S. to the Illinois High School Association state title game (runner-up) ... batted .388 with four doubles and four home runs ... owns a pair of single-game school records, including five hits and three doubles (vs. Marian in 2009) ... member of the National Honor Society and Modern Language Society ... named a Illinois State Scholar and National Merit Scholarship nominee ... graduated fourth in his Brother Rice H.S. senior class ... six-time superior honor roll and two-time high honor roll selection ... runner-up for 2009 Crusader of the Year award ... born February 28, 1991, in Orland Park, Ill. ... son of Rick and Priscilla Palmer ... has two sisters; Lauren and Jenna ... full name is Richard Dale Palmer III ... enrolled in Mendoza College of Business as a major in finance.

PALMER'S OVERALL CAREER HIGHS

Hits: 1, at Winthrop (Mar. 5, 2011)
Doubles: 1, at Winthrop (Mar. 5, 2011)
Triples: None
Home runs: None
Total bases: 2, at Winthrop (Mar. 5, 2011)
RBI: None
Runs: 1, at Winthrop (Mar. 5, 2011)
Walks: 1, vs. Gonzaga (Mar. 20, 2011)
Hit by pitch: 1, vs. Iowa (Mar. 18, 2011)
Struck out: 1, four times (last time at St. John's, Apr. 21, 2011)
Sac flies: None
Sac bunts: None
At-bats: 2, at Winthrop (Mar. 5, 2011)
Stolen bases: None
Caught stealing: None
Hitting streak: None
Fielding chances: 2, vs. Iowa (Mar. 18, 2011)
Putouts: 2, vs. Iowa (Mar. 18, 2011)
Assists: None

PALMER'S BIG EAST CAREER HIGHS

Hits: None
Doubles: None
Triples: None
Home runs: None
Total bases: None
RBI: None
Runs: None
Walks: None
Hit by pitch: None
Struck out: 1, twice (last time at St. John's, Apr. 21, 2011)
Sac flies: None
Sac bunts: None
At-bats: 1, four times (last time at St. John's, Apr. 21, 2011)
Stolen bases: None
Caught stealing: None
Fielding chances: None
Putouts: None
Assists: None

PALMER'S OVERALL STATS																			
YEAR	AVG	GP-GS	AB	R	H	2B	3B	HR	RBI	TB	SLG%	BB	HBP	SO	GDP	OB%	SF	SH	SB-ATT
2011	.111	9-0	9	1	1	1	0	0	0	2	.222	1	1	4	0	.273	0	0	0-0
TOTAL	.111	9-0	9	1	1	1	0	0	0	2	.222	1	1	4	0	.273	0	0	0-0
PALMER'S BIG EAST STATS																			
YEAR	AVG	GP-GS	AB	R	H	2B	3B	HR	RBI	TB	SLG%	BB	HBP	SO	GDP	OB%	SF	SH	SB-ATT
2011	.000	4-0	4	0	0	0	0	0	0	0	.000	0	0	2	0	.000	0	0	0-0
TOTAL	.000	4-0	4	0	0	0	0	0	0	0	.000	0	0	2	0	.000	0	0	0-0
PALMER'S CAREER STATS VS. BIG EAST (INCLUDES POSTSEASON)																			
TEAM	AVG	GP-GS	AB	R	H	2B	3B	HR	RBI	TB	SLG%	BB	HBP	SO	GDP	OB%	SF	SH	SB-ATT
Connecticut	.000	1-0	1	0	0	0	0	0	0	0	.000	0	0	0	0	.000	0	0	0-0
Pittsburgh	.000	1-0	1	0	0	0	0	0	0	0	.000	0	0	0	0	.000	0	0	0-0
St. John's	.000	1-0	0	0	0	0	0	0	0	0	.000	0	0	1	0	.000	0	0	0-0

#1 ADAM NORTON

Highland, IN/Andean



SR	RHP/INF	R/R	6-2	195
----	---------	-----	-----	-----

AT NOTRE DAME: Three-year monogram winner enters his senior season at the plate with a .247 career batting average, three home runs and 32 RBI ... has added 27 runs scored, 16 doubles, one triple, nine walks, five sacrifice flies, 10 sacrifice bunts and no stolen bases (three attempts) in 81 games (69 starts) ... on the mound, owns a 4.27 career ERA and 8-7 record, plus 118 strikeouts, 23 walks and 188 hits allowed (.292 opponent batting average) in 38 appearances (22 starts) and 166.2 innings (23 hit batters, three wild pitches and eight home runs allowed) ... averaging 6.37 strikeouts and 1.24 walks per 9.0 innings pitched as well as a 5.13 strikeout-to-walk ratio in his career ... holds both career school records for fewest walks per nine innings pitched and strikeout-to-walk ratio ... in BIG EAST games, owns a .243 career batting average, three home runs and 21 RBI ... has added 14 runs scored, nine doubles, one triple, four walks, four sacrifice flies, seven sacrifice bunts and no stolen bases (two attempts) in 43 games (36 starts) ... on the mound, owns a 4.91 career ERA and 2-4 record, plus 48 strikeouts, nine walks and 83 hits allowed (.294 opponent batting average) in 18 appearances (nine starts) and 73.1 innings (14 hit batters, one wild pitch and five home runs allowed) ... positive, upbeat and great energy kid ... fun to be around and simply loves to play ... enters the spring as the No. 2 starting pitcher in the weekend rotation ... fastball tops out in the upper 80s, owns a solid change-up and throws a ton of strikes.

HONORS & AWARDS: BIG EAST Weekly Honor Roll (May 7, 2012) ... 2011 Rosenthal Leadership Academy.

JUNIOR SEASON (2012): Made 15 appearances on the mound, all starts ... went 5-5 with a 4.32 earned run average in 98.0 innings of work ... allowed 112 hits as his opponents batted .295 ... struck out 61 and walked seven ... averaged 5.60 strikeouts and 0.64 walks per 9.0 innings pitched as well as a 8.71 strikeout-to-walk ratio ... collected seven quality starts in 15 opportunities ... Notre Dame posted a 7-8 record when Norton started ... worked into the seventh inning in nine of his 15 starts ... tossed at least seven innings in seven different outings ... led the NCAA in fewest walks per 9.0 innings pitched ... ranked third in the NCAA in strikeout-to-walk ratio ... registered the second-best total for both fewest walks per 9.0 innings pitched and strikeout-to-walk ratio in single-season school history ... walked one batter or less in 14 of his 15 starts and did not issue a single free pass in nine outings ... named to the BIG EAST Weekly Honor Roll (May 7) ... ranked first in the BIG EAST fewest walks allowed, tied for fifth in games started and seventh in innings pitched ... went 2-4 with a 4.66 ERA in nine appearances (all starts) in BIG EAST action ... allowed 83 hits in 73.1 innings of work as his opponents batted .294 ... struck out 37 and walked five ... ranked tied for first in the BIG EAST in league games only in games started ... went 3-1 with a 3.86 ERA over six starts in non-conference action ... allowed 49 hits in 42.0 innings of work as his opponents batted .295 ... struck out 24 and walked two ... went 2-0 with a 3.94 ERA over two starts with one complete game in the month of February ... allowed 15 hits in 16.0 innings of work as his opponents batted .250 ... struck out five and walked two ... went 1-2 with a 4.09 ERA over five starts in the month of March ... allowed

41 hits in 31.0 innings of work as his opponents batted .311 ... struck out 23 and walked one ... went 0-1 with a 5.48 ERA over four starts in the month of April ... allowed 31 hits in 23.0 innings of work as his opponents batted .348 ... struck out 14 and walked one ... went 2-2 with a 3.81 ERA over four starts with one complete-game shutout in the month of May ... allowed 25 hits in 26.0 innings of work as his opponents batted .253 ... struck out 19 and walked three ... went 1-2 with a 7.03 ERA over four starts in home games ... allowed 31 hits in 24.1 innings of work as his opponents batted .320 ... struck out 12 and walked two ... went 1-3 with a 3.11 ERA over six starts with one complete-game shutout in away games ... allowed 40 hits in 37.2 innings of work as his opponents batted .284 ... struck out 30 and walked three ... went 3-0 with a 3.75 ERA over five starts with one complete game in neutral games ... allowed 41 hits in 36.0 innings of work as his opponents batted .289 ... struck out 19 and walked two ... went 5-0 with a 3.16 ERA over seven starts with two complete games (one shutout) in Irish victories ... allowed 49 hits in 51.1 innings of work as his opponents batted .259 ... struck out 25 and walked three ... went 5-3 with a 4.01 ERA over 11 starts with two complete games (one shutout) in day games ... allowed 83 hits in 76.1 innings of work as his opponents batted .279 ... struck out 48 and walked six ... went 0-2 with a 5.40 ERA over four starts in night games ... allowed 29 hits in 21.2 innings of work as his opponents batted .349 ... struck out 13 and walked one ... left-handed hitters batted .244 (33-for-135) ... right-handed hitters batted .322 (79-for-245) ... batters hit .236 (43-for-182) with runners on base ... batters hit .348 (69-for-198) with the bases empty ... batters hit .252 (30-for-119) with two outs ... tossed his first career complete game victory to lead Notre Dame to a 5-2 victory over Iowa on Feb. 18 ... complete game was the first in Big 10/BIG EAST tournament history ... limited the Hawkeyes to a pair of earned runs on seven hits (three of which never left the infield), struck out four and walked only one ... complete game was the first for an Irish hurler



NORTON'S OVERALL STATS

YEAR	ERA	W-L	APP	GS	CG	SHO	SV	IP	H	R	ER	BB	SO	2B	3B	HR	BF	BAVG	WP	HBP	BK	SFA	SHA
2010	5.23	1-0	8	2	0	0/0	0	20.2	29	13	12	5	18	9	0	2	97	.322	0	1	0	0	1
2011	3.75	2-2	15	5	0	0/1	1	48.0	47	20	20	11	39	13	0	1	202	.270	1	5	1	2	10
2012	4.32	5-5	15	15	2	1/0	0	98.0	112	52	47	7	61	23	5	5	420	.295	2	17	3	2	14
TOTAL	4.27	8-7	38	22	2	1/1	1	166.2	188	85	79	23	118	45	5	8	719	.292	3	23	4	4	25

YEAR	AVG	GP-GS	AB	R	H	2B	3B	HR	RBI	TB	SLG%	BB	HBP	SO	GDP	OB%	SF	SH	SB-ATT	PO	A	E	FLD%
2010	.261	37-31	115	15	30	9	1	1	15	44	.383	5	1	14	1	.295	1	2	0-2	14	73	6	.935
2011	.254	37-36	126	10	32	7	0	2	17	5	.357	3	1	17	2	.269	4	8	0-1	8	17	3	.893
2012	.071	7-2	14	2	1	0	0	0	0	0	.071	1	0	2	0	.133	0	0	0-0	24	24	2	.960
TOTAL	.247	81-69	255	27	63	16	1	3	32	90	.353	9	2	33	3	.273	5	10	0-3	46	114	11	.936

NORTON'S BIG EAST STATS

YEAR	ERA	W-L	APP	GS	CG	SHO	SV	IP	H	R	ER	BB	SO	2B	3B	HR	BF	BAVG	WP	HBP	BK	SFA	SHA
2010	9.00	0-0	2	0	0	0/0	0	4.0	7	5	4	1	5	2	0	2	22	.333	0	0	0	0	0
2011	4.72	0-0	7	0	0	0/0	0	13.1	13	7	7	3	6	3	0	0	57	.277	0	2	0	0	5
2012	4.66	2-4	9	9	1	1/0	0	56.0	63	33	29	5	37	12	2	3	242	.294	1	12	0	1	10
TOTAL	4.91	2-4	18	9	1	1/0	0	73.1	83	45	40	9	48	17	2	5	321	.294	1	14	0	1	15

YEAR	AVG	GP-GS	AB	R	H	2B	3B	HR	RBI	TB	SLG%	BB	HBP	SO	GDP	OB%	SF	SH	SB-ATT	PO	A	E	FLD%
2010	.271	17-12	48	6	13	6	1	1	8	24	.500	2	0	7	1	.300	0	1	0-1	5	27	2	.941
2011	.233	24-24	86	8	20	3	0	2	13	29	.337	2	0	7	1	.239	4	6	0-1	4	7	1	.917
2012	.000	2-0	2	0	0	0	0	0	0	0	.000	0	0	0	0	.000	0	0	0-0	1	12	0	1.000
TOTAL	.243	43-36	136	14	33	9	1	3	21	53	.390	4	0	14	2	.257	4	7	0-2	10	46	3	.949

in a season's opening week of the year since Tom Price on Mar. 5, 1994 ... named to the BIG EAST honor roll following his dominant effort at Villanova on May 5 ... struck out a career-high nine in a complete game shutout of the Wildcats, 6-0 ... first complete game road shutout by a Notre Dame hurler since Tom Thornton at West Virginia on Apr. 18, 2009 ... first complete game shutout by an Irish pitcher since Eric Maust blanked West Virginia on Apr. 18, 2009 ... limited Villanova to just five hits, all singles, and did not allow a Wildcat to reach third base ... Villanova advanced only two base runners into scoring position the entire game and not a single one after the fourth inning ... retired 18 of the last 20 batters in the game, including the final eight Wildcats ... tossed a first pitch strike to 25 of the 32 batters he faced, was forced to a three-ball count on just three occasions and went 2-0 to a Villanova hitter only once ... limited Pittsburgh to a pair of earned runs on five hits in 8.1 innings of work (March 24) en route to a victory ... allowed just one earned run over 7.2 innings of work at Seton Hall (April 5), but failed to render in the decision ... limited the Pirates to two earned runs on seven hits in 7.0 innings of work in the BIG EAST tournament (May 25) ... appeared in seven games and started two, both at first base ... batted .071 (1-for-14) with two runs scored and a walk ... posted a .960 fielding percentage ... committed two errors on 50 fielding chances with 24 assists, 24 putouts and participated in one double play.

SOPHOMORE SEASON (2011): Appeared in 37 games and started 36, including 31 at designated hitter, three in left field and two at third base ... batted .254 (32-for-126) with 10 runs scored, seven doubles, two home runs and 17 RBI ... added three walks, one hit by pitch, four sacrifice flies, eight sacrifice bunts and no stolen bases in one attempt ... recorded 45 total bases, three .357 slugging percentage and .269 on-base percentage ... posted a .893 fielding percentage ... committed three errors on 28 fielding chances with 17 assists, eight putouts and participated in one double play ... ranked in the top five on the Irish in sacrifice flies (first), home runs (third), RBI (fourth) and sacrifice bunts (tied for fourth) ... saw action in 24 BIG EAST games and started 24 ... batted .233 (20-for-86) with eight runs scored, three doubles, two home runs and 13 RBI ... added two walks, four sacrifice flies, six sacrifice bunts and no stolen bases in one attempt ... recorded 29 total bases, posted a .337 slugging percentage and .239 on-base percentage ... hit .300 (12-for-40) with two runs scored, four doubles, four RBI, one walk, one hit by pitch and two sacrifice bunts in non-conference games ... batted .250 (1-for-4) with one run scored in the month of February ... hit .304 (7-for-23) with two doubles, three RBI and four sacrifice flies in the month of Mar. ... batted .195 (8-for-41) with four runs scored, one double, one home run, five RBI, two walks, two sacrifice flies, three sacrifice bunts and no stolen bases in 10 attempts in the month of Apr. ... hit .276 (16-for-58) with five runs scored, four doubles, one home run, nine RBI, one walk, one hit by pitch, two sacrifice flies and one sacrifice bunt in the month of May ... batted .258 (17-for-66) with five runs scored, four doubles, one home run, seven RBI, three walks, one sacrifice fly and six sacrifice bunts in home games ... hit .237 (9-for-38) with three runs scored, one double, one home run, seven RBI, three sacrifice flies, one sacrifice bunt and no stolen bases in one attempt in road games ... batted .255 (14-for-55) with eight runs scored, four doubles, one home run, nine RBI, two walks, three sacrifice flies and four sacrifice bunts in Irish victories ... hit .256 (21-for-82) with nine runs scored, four doubles, two home runs, 15 RBI, two walks, one hit by pitch, four sacrifice flies, six sacrifice bunts and no stolen bases in one attempt in day games ... batted .250 (11-for-44) with one run scored, three doubles, two RBI, one walk and two sacrifice bunts in night games ... hit .250 (31-for-124) with 10 runs scored, six doubles, two home runs, 16 RBI, three walks, one hit by pitch, four sacrifice flies, eight sacrifice bunts and no stolen bases in one attempt in games started ... went 1-for-2 (.500) with a double and RBI in games off the bench ... hit .184 (7-for-38) against left-handed pitching ... batted .284 (25-for-88) against right-handed pitching ... hit .217 (13-for-60) with runners on base ... batted .288 (19-for-60) with the bases empty ... went 0-for-3 (.000) with the bases loaded ... went 0-for-1 (.000) as a pinch hitter ... batted .225 (9-for-40) with runners in scoring position ... successful on six of nine RBI opportunities with a runner on third base and less than two outs ... advanced

35 base runners on 74 attempts, good for a percentage of .473 ... totaled nine RBI, third-best on the Irish, and batted .250 (12-for-48) with two outs ... registered six multi-hit games against Georgetown on Mar. 27, Western Michigan on Apr. 6, Seton Hall on May 1, Rutgers on May 8, Michigan State on May 17 and West Virginia on May 26 ... recorded four multi-RBI games against Gonzaga on Mar. 20, Pittsburgh on Apr. 3, Seton Hall on May 1 and USF-1 on May 14 ... Notre Dame went 16-19-1 when Norton started, including 14-17 at designated hitter, 2-1 in left field and 0-1-1 at third base ... the Irish went 0-1-1 when Norton led off, 9-9 when he hit sixth, 2-3 when he batted seventh, 2-2-1 when he hit eighth and 3-4 when he batted ninth ... homered on Apr. 1 at Pittsburgh and May 1 against Seton Hall ... made 15 appearances on the mound in the spring, including five starts ... went 2-2 with a 3.75 earned run average in 48.0 innings of work ... allowed 47 hits as his opponents batted .270 ... struck out 39 and walked 11 ... averaged 7.31 strikeouts and 2.06 walks per 9.0 innings pitched as well as a 3.5 strikeout-to-walk ratio ... collected three quality starts in five opportunities ... Notre Dame posted a 2-3 record when Norton started and a 4-11 mark when he pitched ... did not allow a run in five of 15 appearances... inherited 10 base runners upon entering the game and allowed four to score ... tied for third in strikeouts looking, fourth on the staff in games started, fourth in innings pitched, fourth in strikeouts ... went 0-0 with a 4.72 ERA in seven appearances (all in relief) in BIG EAST action ... allowed 13 hits in 13.1 innings of work as his opponents batted .277 ... struck out six and walked one ... went 2-0 with a 3.37 ERA in eight appearances (five starts) in non-conference action ... allowed 34 hits in 34.2 innings of work as his opponents batted .268 ... struck out 33 and walked eight ... went 1-1 with a 2.75 ERA in five appearances (two starts) in the month of Mar. ... allowed 19 hits in 19.2 innings of work as his opponents batted .268 ... struck out 13 and walked three ... went 1-0 with a 7.27 ERA in four appearances (one start) in the month of Apr. ... allowed 11 hits in 8.2 innings of work as his opponents batted .333 ... struck out seven and walked three ... went 0-1 with a 3.20 ERA in six appearances (two starts) in the month of May ... allowed 17 hits in 19.2 innings of work as his opponents batted .243 ... struck out 19 and walked five ... went 2-0 with a 2.66 ERA in seven appearances (three starts) in home games ... allowed 19 hits in 20.1 innings of work as his opponents batted .264 ... struck out 16 and walked three ... went 0-0 with a 4.85 ERA in four appearances (one start) in away games ... allowed 14 hits in 13.0 innings of work as his opponents batted .292 ... struck out 10 and walked four ... went 2-0 with a 2.57 ERA in four appearances (two starts) in Irish victories ... allowed 15 hits in 14.0 innings of work as his opponents batted .283 ... struck out 14 and walked four ... went 0-2 with a 4.15 ERA in 10 appearances (one start) in day games ... allowed 24 hits in 26.0 innings of work as his opponents batted .261 ... struck out 19 and walked seven ... went 2-0 with a 3.27 ERA in five appearances (four starts) in night games ... allowed 23 hits in 22.0 innings of work as his opponents batted .280 ... struck out 20 and walked four ... went 2-0 with a 2.25 ERA in five starts ... allowed 26 hits in 28.0 innings of work as his opponents batted .260 ... struck out 25 and walked six ... went 0-2 with a 5.85 ERA in 10 appearances out of the Irish bullpen ... allowed 21 hits in 20.0 innings of work as his opponents batted .284 ... struck out 14 and walked five ... left-handed hitters batted .327 (16-for-49) ... right-handed hitters batted .248 (31-for-125) ... batters hit .235 (20-for-85) with runners on base ... batters hit .303 (27-for-89) with the bases empty ... batters hit .200 (11-for-55) with two outs ... struggled mightily in first outing of the season, allowing three earned runs on three hits and one walk in 1.0 inning of work against Manhattan on Mar. 4 ... rebounded with a scoreless inning of relief and save in the 2-1 victory over NCAA regional qualifier Kent State on Mar. 13 ... tossed 8.0 innings and allowed only one earned run on six hits against Iowa on Mar. 17, but did not factor in the decision ... also punched out five Hawkeyes ... tossed 2.2 scoreless innings of relief against Georgetown on Mar. 27 ... failed to render in the decision against Central Michigan on Mar. 29, but registered his second straight quality start ... limited the Chippewas to a pair of earned runs on nine hits with seven strikeouts and no walks ... collected second victory of the year against Western Michigan on Apr. 6 ... surrendered two runs on five hits with five strikeouts in 5.0 innings against the Broncos ... fanned seven, walked two and limited Michigan to an earned run

NORTON'S CAREER STATS VS. BIG EAST (INCLUDES POSTSEASON)

TEAM	ERA	W-L	APP	GS	CG	SHO	SV	IP	H	R	ER	BB	SO	2B	3B	HR	BF	BAVG	WP	HBP	BK	SFA	SHA
Cincinnati	6.43	0-0	1	1	0	0/0	0	7.0	11	5	5	1	3	1	0	1	33	.379	1	0	0	1	2
Connecticut	5.40	0-2	3	1	0	0/0	0	11.2	12	7	7	4	12	3	0	0	52	.267	1	2	0	0	1
Georgetown	2.70	0-0	2	1	0	0/0	0	6.2	7	2	2	0	2	4	0	0	26	.318	0	2	0	0	2
Louisville	9.00	0-0	1	0	0	0/0	0	2.0	3	2	2	0	0	2	0	0	9	.333	0	0	0	0	0
Pittsburgh	5.79	1-0	2	1	0	0/0	0	9.1	9	6	6	0	4	1	0	0	38	.257	0	2	0	0	1
Rutgers	6.23	0-1	2	1	0	0/0	0	8.2	9	7	6	3	6	1	0	1	40	.281	0	2	0	0	3
Seton Hall	1.84	1-0	2	2	0	0/0	0	14.2	13	4	3	0	9	3	4	0	57	.245	0	1	0	1	2
St. John's	10.12	0-1	2	1	0	0/0	0	5.1	9	6	6	0	4	3	0	0	26	.391	0	2	0	0	1
USF	5.40	0-1	2	1	0	0/0	0	6.2	10	6	4	1	3	3	0	1	32	.370	0	2	0	0	2
Villanova	0.00	1-0	1	1	1	1/0	0	9.0	5	0	0	0	9	0	0	0	32	.161	0	1	0	0	0

NORTON'S CAREER STATS VS. BIG EAST (INCLUDES POSTSEASON)

TEAM	AVG	GP-GS	AB	R	H	2B	3B	HR	RBI	TB	SLG%	BB	HBP	SO	GDP	OB%	SF	SH	SB-ATT	PO	A	E	FLD%
Cincinnati	.000	2-2	5	0	0	0	0	0	0	0	.000	0	0	1	0	.000	0	1	0-0	0	4	0	1.000
Connecticut	.000	5-5	18	2	0	0	0	0	1	0	.000	1	1	4	0	.100	0	1	0-0	0	1	0	1.000
Georgetown	.318	6-5	22	2	7	3	0	1	4	13	.591	1	0	3	1	.348	0	2	0-1	4	4	2	.800
Louisville	.222	4-3	9	0	2	0	0	0	1	2	.222	0	0	1	0	.200	1	1	0-0	0	1	0	1.000
Pittsburgh	.182	3-3	11	1	2	0	0	1	4	5	.455	0	0	1	0	.154	2	0	0-1	0	2	0	1.000
Rutgers	.333	6-6	27	4	9	2	1	0	4	13	.481	1	0	1	0	.357	0	0	0-0	2	13	0	1.000
Seton Hall	.261	7-6	23	3	6	1	0	1	3	10	.435	0	0	1	0	.292	0	0	0-0	1	12	1	.929
St. John's	.000	0-0	0	0	0	0	0	0	0	0	.000	0	0	0	0	.000	0	0	0-0	0	1	0	1.000
USF	.333	4-3	12	1	4	2	0	0	3	6	.500	0	0	2	0	.308	1	0	0-0	1	3	0	1.000
Villanova	.200	3-1	5	1	1	1	0	0	0	2	.400	0	0	1	0	.200	0	0	0-0	1	5	0	1.000

on five hits in 6.0 innings of work on May 3 ... registered back-to-back scoreless outings from the bullpen against Rutgers (May 8) and USF-2 (May 14) ... blanked the Scarlet Knights over 4.0 innings of relief on two hits with three punch outs and two walks ... struck out seven and walked one against NCAA super regional qualifier Connecticut on May 27.

FRESHMAN SEASON (2010): Appeared in 37 games and started 31, including 26 at third base and five at shortstop ... batted .261 (.30-for-115) with 15 runs scored, nine doubles, one triple, one home run and 15 RBI ... added five walks, one hit by pitch, one sacrifice fly, two sacrifice bunts and no stolen bases in two attempts ... recorded 44 total bases, posted a .383 slugging percentage and .295 on-base percentage ... posted a .935 fielding percentage ... committed six errors on 93 fielding chances with 73 assists, 14 putouts and participated in four double plays ... ranked in the top five on the Irish in assists (third), triples (tied for third) and doubles (tied for fourth) ... saw action in 17 BIG EAST games and started 12 ... batted .271 (.33-for-48) with six runs scored, six doubles, one triple, one home run and eight RBI ... added two walks, one sacrifice bunt and no stolen bases in two attempts ... recorded 24 total bases, posted a .500 slugging percentage and .300 on-base percentage ... hit .254 (.17-for-67) with nine runs scored, three doubles, seven RBI, three walks, one hit by pitch, one sacrifice fly, one sacrifice bunt and no stolen bases in one attempt in non-conference games ... batted .313 (.5-for-16) with four runs scored, three RBI, one walk and one sacrifice bunt in the month of February ... hit .261 (.12-for-46) with four runs scored, two doubles, four RBI, one walk, one hit by pitch and one sacrifice fly in the month of Mar. ... batted .256 (.11-for-43) with six runs scored, five doubles, one triple, one home run, eight RBI, three walks and one sacrifice bunt in the month of Apr. ... hit .200 (.2-for-10) with one run scored and two doubles in the month of May ... batted .229 (.8-for-35) with three runs scored, two doubles, one triple, five RBI, one walk, one sacrifice fly and one sacrifice bunt in home games ... hit .261 (.12-for-46) with eight runs scored, six doubles, one home run, six RBI, three walks and no stolen bases in one attempt in road games ... batted .205 (.9-for-44) with seven runs scored, one double, one triple, six RBI, two walks, one hit by pitch, one sacrifice fly, one sacrifice bunt and no stolen bases in two attempts in Irish victories ... hit .256 (.23-for-90) with 11 runs scored, seven doubles, one home run, 11 RBI, two walks, one hit by pitch, one sacrifice bunt and no stolen bases in two attempts in day games ... batted .280 (.7-for-25) with four runs scored, two doubles, one triple, four RBI, three walks, one sacrifice fly and one sacrifice bunt in night games ... hit .245 (.27-for-110) with 14 runs scored, eight doubles, one triple, 11 RBI, five walks, one hit by pitch, one sacrifice fly, two sacrifice bunts and no stolen bases in two attempts in games started ... batted .600 (.3-for-5) with one run scored, one double, one home run and four RBI in games off the bench ... hit .222 (.6-for-27) against left-handed pitching ... batted .273 (.24-for-88) against right-handed pitching ... hit .327 (.17-for-52) with runners on base ... batted .206 (.13-for-63) with the bases empty ... went 0-for-1 (.000) with the bases loaded ... hit .500 (.2-for-4) as a pinch hitter ... batted .243 (.9-for-37) with runners in scoring position ... successful on three of four RBI opportunities with a runner on third base and less than two outs ... advanced 25 base runners on 57 attempts, good for a percentage of .439 ... totaled 12 RBI, second-best on the Irish, and batted .326 (.14-for-43) with two outs ... registered nine multi-hit games, including a pair of three-hit contests (Mar. 10 at UTPA; Apr. 10 vs. Rutgers) ... recorded two multi-RBI games, including one four-RBI contest (Apr. 1 at Georgetown) ... Notre Dame went 12-19 when Norton started, including 10-16 at third base and 2-3 at shortstop ... the Irish went 2-3 when Norton batted fifth, 1-1 when he hit sixth, 2-4 when he batted seventh and 7-11 when he hit ninth ... went 2-for-4 with a run scored, double and clutch game-tying, three-run home run in the top of the ninth inning at Georgetown on Apr. 1 ... collected another multi-hit game against the Hoyas on Apr. 3; recorded two doubles and scored a run ... made eight appearances on the mound in the spring, including two starts ... went 1-0 with a 5.23 earned run average in 20.2 innings of work ... allowed 19 hits as his opponents batted .322 ... struck out 18 and walked five ... averaged 7.84 strikeouts and 2.18 walks per nine innings ... Notre Dame posted a 2-0 record when Norton started and a 4-4 mark when he pitched ... did not allow a run in two of eight appearances ... inherited four base runners upon entering the game and allowed four to score ... retired five of the seven first batters he faced ... tied for fifth on the staff in games started (two) ... went 0-0 with a 9.00 ERA in two appearances (both in relief) in BIG EAST action ... allowed seven hits in 4.0 innings of work as his opponents batted .333 ... struck out five and walked one ... went 1-0 with a 4.32 ERA in six appearances (two starts) in non-conference action ... allowed 22 hits in 16.2 innings of work as his opponents batted .319 ... struck out 13 and walked four ... went 0-0 with a 9.00 ERA in one appearance out of the bullpen in the month of February ... allowed three hits in 1.0 inning of work as his opponents batted .500 ... struck out two and walked none ... went 0-0 with a 4.50 ERA in one appearance out of the bullpen in the month of Mar. ... allowed three hits in 2.0 innings of work as his opponents batted .333 ... struck out two and walked none ... went 1-0 with a 3.68 ERA in five appearances (two starts) in the month of Apr. ... allowed 17 hits in 14.2 innings of work as his opponents batted .293 ... struck out 11 and walked four ... went 0-0 with a 12.00 ERA in one appearance out of the bullpen in the month of May ... allowed six hits in 3.0 innings of work as his opponents batted .353 ... struck out three and walked one ... went 1-0 with a 4.30 ERA in five appearances (two starts) in home games ... allowed 19 hits in 14.2 innings of work as his opponents batted .317 ... struck out 12 and walked four ... went 0-0 with a 12.00 ERA in one appearance out of the bullpen in away games ... allowed six hits in 3.0 innings of work as his opponents batted .353 ... struck out three and walked one ... went 1-0 with a 3.97 ERA in four appearances (two starts) in Irish victories ... allowed 13 hits in 11.1 innings of work as his opponents batted .289 ... struck out 10 and walked two ... went 0-0 with a 11.25 ERA in two appearances (both in relief) in day games ... allowed nine hits in 4.0 innings of work as his opponents batted .391 ... struck out five and walked one ... went 1-0 with a 3.78 ERA in six appearances (two starts) in night games ... allowed 20 hits in 16.2 innings of work as his opponents batted .299 ... struck out 13 and walked four ... went 1-0 with a 5.40 ERA in two starts ... allowed 11 hits in 8.1 innings of work as his opponents batted .324 ... struck out seven and walked two ... went 0-0 with a 5.11 ERA in six appearances out of the Irish bullpen ... allowed 18 hits in 12.1 innings of work as his opponents batted .321 ... struck out 11 and walked three ... left-handed hitters batted .424 (.14-for-33) and right-handed hitters batted .263 (.15-for-57) ... batters hit .292 (.14-for-48) with runners on base and .357 (.15-for-42) with the bases empty.

PREP & PERSONAL: Four-year starter and letterwinner at Andean High School ... one of the most prolific hitters in Indiana state high school history ... established three career state records for total hits (202), RBI (183) and doubles (65) ... set 17 different school records ... earned all-state honors three times ... batted .550 with a school-record 55 RBI and 45 runs scored as a senior ... of his 60 hits, 39 were for extra bases, including an astounding 30 doubles, which shattered the previous state record of 27 ... also had five homers, four triples and a slugging percentage of 1.037 ... only struck out once all season ... named 2009 Prep Baseball Report Indiana Player of the Year ... Louisville Slugger Indiana Player of the Year ... batted .446 with 38 RBI, four home runs, 16 doubles and seven stolen bases as a junior, helping the 59ers to a 30-2 record ... as a sophomore hit .524 with 48 RBI and a school record 54 hits while registering a slugging percentage of .806 ... on the mound, amassed 27 victories (27-6) in four years ... posted a 9-0 record, which included eight complete games, a 1.45 ERA and 53 strikeouts in 53 innings as a senior ... went 6-1 with a 0.99 earned run average as a junior ... named to the Honor Roll all four years ... born Nov. 29, 1990 ... son of Jerry and Julie Norton ... full name is Adam Earl Norton ... enrolled in Mendoza College of Business as a major in marketing.

NORTON'S OVERALL CAREER HIGHS

Hits: 3, twice (last time vs. Rutgers, Apr. 10, 2010)
Doubles: 2, at Georgetown (Apr. 3, 2010)
Triples: 1, vs. Rutgers (Apr. 9, 2010)
Home runs: 1, three times (last time vs. Seton Hall, May 1, 2011)
Total bases: 6, at Georgetown (Apr. 1, 2010)
RBI: 4, at Georgetown (Apr. 1, 2010)
Runs: 2, three times (last time vs. Connecticut, Apr. 10, 2011)
Walks: 1, eight times (last time vs. Michigan, May 4, 2011)
Hit by pitch: 1, twice (last time vs. Connecticut, May 27, 2011)
Struck out: 2, seven times (last time vs. Connecticut, May 27, 2011)
Sac flies: 1, five times (last time at Louisville, May 21, 2011)
Sac bunts: 1, 10 times (last time at Louisville, May 21, 2011)
At-bats: 6, twice (last time at Rutgers, May 8, 2011)
Stolen bases: None
Caught stealing: 1, three times (last time at Pittsburgh, Apr. 2, 2011)
Hitting streak: 9, May 7 - May 20, 2011
Innings pitched (starter): 9.0, twice (last time vs. Villanova, May 5, 2012)
Innings pitched (reliever): 4.2, vs. Connecticut (May 27, 2011)
Walks allowed: 2, seven times (last time at Connecticut, May 19, 2012)
Strikeouts: 9, at Villanova (May 5, 2012)
Batters faced: 36, vs. Iowa (Feb. 18, 2012)
Winning Streak: 2 (Feb. 18 - Mar. 4)
Fielding chances: 13, vs. Western Michigan (Apr. 11, 2012)
Putouts: 11, vs. Western Michigan (Apr. 11, 2012)
Assists: 5, at Seton Hall (Apr. 16, 2010)
Runners CS: 1, five times (last time vs. Seton Hall, May 25, 2012)

NORTON'S BIG EAST CAREER HIGHS

Hits: 3, vs. Rutgers (Apr. 10, 2010)
Doubles: 2, at Georgetown (Apr. 3, 2010)
Triples: 1, vs. Rutgers (Apr. 9, 2010)
Home runs: 1, three times (last time vs. Seton Hall, May 1, 2011)
Total bases: 6, at Georgetown (Apr. 1, 2010)
RBI: 4, at Georgetown (Apr. 1, 2010)
Runs: 2, vs. Connecticut (Apr. 10, 2011)
Walks: 1, four times (last time vs. Seton Hall, Apr. 30, 2011)
Hit by pitch: None
Struck out: 2, three times (last time vs. Connecticut, May 27, 2011)
Sac flies: 1, four times (last time at Louisville, May 21, 2011)
Sac bunts: 1, seven times (last time at Louisville, May 21, 2011)
At-bats: 6, at Rutgers (May 8, 2011)
Stolen bases: None
Caught stealing: 1, twice (last time at Pittsburgh, Apr. 2, 2011)
Innings pitched (starter): 9.0, at Villanova (May 5, 2012)
Innings pitched (reliever): 4.2, vs. Connecticut (May 27, 2011)
Walks allowed: 2, twice (last time at Connecticut, May 19, 2012)
Strikeouts: 9, at Villanova (May 5, 2012)
Batters faced: 33, vs. Cincinnati (Apr. 14, 2012)
Fielding chances: 6, at Seton Hall (Apr. 16, 2010)
Putouts: 2, twice (last time vs. Georgetown, Mar. 26, 2011)
Assists: 5, at Seton Hall (Apr. 16, 2010)
Runners CS: 1, four times (last time vs. Seton Hall, May 25, 2012)

#35 FRANK DESICO

Cleveland, OH/St. Ignatius



SR	INF	R/R	5-9	190
----	-----	-----	-----	-----

AT NOTRE DAME: Three-year monogram winner and 2013 co-captain has started 158 of Notre Dame's last 160 games ... enters his senior season with a .292 career batting average, one home run and 59 RBI ... has added 94 runs scored, 20 doubles, 61 walks, four hit by pitch, three sacrifice flies, 19 sacrifice bunts and 30 stolen bases (40 attempts) in 159 games (156 starts) ... in BIG EAST games, owns a career .278 batting average with six doubles and 28 RBI ... has added 49 runs scored, 29 walks, two hit by pitch, two sacrifice flies, seven sacrifice bunts and 17 stolen bases (22 attempts) in 80 games (80 starts) ... an all-out, 'Charlie Hustle' type player ... does not possess one significantly above average tool, but add up the some of his parts and find a good, solid all-around college baseball player ... can play any infield position ... carried a 3.282 cumulative GPA into the '13 spring semester ... earned Dean's List for the first time with a 3.778 GPA over 17.5 credit hours in the '12 fall semester.

HONORS & AWARDS: BIG EAST Academic All-Star (2010, 2011, 2012).

JUNIOR SEASON (2012): Started all 58 games for the Irish, each at second base ... batted .302 (.75-for-248) with 42 runs scored, nine doubles and 23 RBI ... added 24 walks, two hit by pitch, four sacrifice bunts and 13 stolen bases in 16 attempts ... recorded 84 total bases, posted a .339 slugging percentage and .369 on-base percentage ... posted a .980 fielding percentage ... committed seven errors on 348 fielding chances with 174 assists, 167 putouts and participated in 46 double plays ... led the BIG EAST in at bats, ranked second in fielding double play, third in fielding assists and fifth in total plate appearances ... in BIG EAST games only, ranked third in at bats and tied for sixth in fielding assists ... led Notre Dame in at bats, hits, stolen base percentage, total plate appearances, games played and games started ... saw action in all 27 BIG EAST games and started each of them ... batted .276 (.32-for-116) with 21 runs scored, three doubles and seven RBI ... added 10 walks, one hit by pitch, two sacrifice bunts and six stolen bases in eight attempts ... recorded 35 total bases, posted a .302 slugging percentage and .339 on-base percentage ... hit .326 (.43-for-132) with 21 runs scored, six doubles, 16 RBI, 14 walks, one hit by pitch, two sacrifice bunts and seven stolen bases in eight attempts in non-conference games ... batted .118 (.2-for-17) with one run scored and one walk in the BIG EAST tournament ... hit .407 (.11-for-27) with nine runs scored, two doubles, three RBI, four walks, one hit by pitch and one stolen base in one attempt in the month of February ... batted .231 (.25-for-79) with 12 runs scored, four doubles, nine RBI, seven walks, two sacrifice bunts and three stolen bases in four attempts in the month of March ... hit .307 (.23-for-75) with 12 runs scored, two doubles, five RBI, six walks, one hit by pitch, one sacrifice bunt and five stolen bases in six attempts in the month of April ... batted .239 (.16-for-67) with nine runs scored, one double, six RBI, seven walks, one sacrifice bunt and four stolen bases in five attempts in the month of May ... hit .316 (.25-for-79) with 18 runs scored, four double, eight RBI, 10 walks, one hit by pitch, two sacrifice bunt and five stolen bases in eight attempts in home games ... batted .320 (.31-for-97) with 12 runs scored, two doubles, eight RBI, seven walks, one sacrifice bunt and six stolen



bases in six attempts in road games ... hit .264 (.19-for-72) with 12 runs scored, three doubles, seven RBI, seven walks, one hit by pitch, two sacrifice bunts and two stolen bases in two attempts in neutral games ... batted .341 (.46-for-135) with 34 runs scored, nine doubles, 17 RBI, 15 walks, one hit by pitch and eight stolen bases in 11 attempts in Irish victories ... hit .277 (.44-for-159) with 29 runs scored, five doubles, 12 RBI, 16 walks, one hit by pitch, four sacrifice bunts and five stolen bases in six attempts in day games ... batted .348 (.31-for-89) with 13 runs scored, four doubles, 11 RBI, eight walks, one hit by pitch and eight stolen bases in 10 attempts in night games ... hit .333 (.23-for-69) against left-handed pitching ... batted .291 (.52-for-179) against right-handed pitching ... hit .313 (.31-for-99) with runners on base ... batted .295 (.44-for-149) with bases empty ... went 0-for-4 (.000) with the bases loaded ... reached base 27 times out of a possible 87 (.310) when leading off an inning ... batted .297 (.19-for-64) with runners in scoring position ... successful on 10 of 19 RBI opportunities with a runner on third base and less than two outs ... totaled nine RBI and batted .259 (.15-for-58) with two outs ... advanced 49 base runners on 111 attempts, good for a percentage of .441 ... registered team-high 22 multi-hit games, including a pair of four-hit games (Mar. 2 at Texas State, May 15 at Northwestern) ... collected three multi-RBI games, including a five RBI contest (Mar. 21 vs. IPFW) and a three RBI game (May 18 at Connecticut) ... Notre Dame went 31-27 when Desico started... the Irish went 15-16 when Desico led off and 16-11 when he batted second.

SOPHOMORE SEASON (2011): Started 85 straight games at second base for Notre Dame from Mar. 6, 2010 - May 1, 2011 ... the 85 consecutive starts at second base were the most for an Irish player since Steve Soliman made 86 straight starts at second from Mar. 30, 2002 - Apr. 22, 2003 ... streak ended on May 3 against Michigan ... appeared in 51 games and started 51 for the Irish, each at second base ... batted .237 (.46-for-194) with 23 runs scored, five doubles and 11 RBI ... added 23 walks, one hit by pitch, one sacrifice fly, eight sacrifice bunts and 13 stolen bases in 19 attempts ... recorded 51 total bases, posted a .263 slugging percentage and .320 on-base percentage ... posted a .973 fielding percentage ... committed eight errors on 293 fielding chances with 161 assists, 124 putouts and participated in 29 double plays ... ranked in the top five on the Irish in stolen bases (first),

DESICO'S OVERALL STATS

YEAR	AVG	GP-GS	AB	R	H	2B	3B	HR	RBI	TB	SLG%	BB	HBP	SO	GDP	OB%	SF	SH	SB-ATT	PO	A	E	FLD%
2010	.333	50-47	189	29	63	6	0	1	25	72	.381	14	1	18	1	.379	2	7	4-5	97	142	5	.980
2011	.237	51-51	194	23	46	5	0	0	11	51	.263	23	1	19	0	.320	1	8	13-19	124	161	8	.973
2012	.302	58-58	248	42	75	9	0	0	23	84	.339	24	2	37	4	.369	0	4	13-16	167	174	7	.980
TOTAL	.292	159-156	631	94	184	20	0	1	59	207	.328	61	4	74	5	.356	3	19	30-40	388	477	20	.977

DESICO'S BIG EAST STATS

YEAR	AVG	GP-GS	AB	R	H	2B	3B	HR	RBI	TB	SLG%	BB	HBP	SO	GDP	OB%	SF	SH	SB-ATT	PO	A	E	FLD%
2010	.319	27-27	113	17	36	3	0	0	15	39	.345	8	0	8	0	.361	1	2	3-3	60	78	1	.993
2011	.236	26-26	116	11	25	0	0	0	60	25	.236	11	1	12	0	.311	1	3	8-11	61	85	5	.967
2012	.276	27-27	116	21	32	3	0	0	7	35	.302	10	1	23	1	.339	0	2	6-8	82	79	5	.970
TOTAL	.278	80-80	335	49	93	6	0	0	28	99	.296	29	2	43	1	.337	2	7	17-22	203	242	11	.976

DESICO'S CAREER STATS VS. BIG EAST (INCLUDES POSTSEASON)

TEAM	AVG	GP-GS	AB	R	H	2B	3B	HR	RBI	TB	SLG%	BB	HBP	SO	GDP	OB%	SF	SH	SB-ATT	PO	A	E	FLD%
Cincinnati	.440	6-6	25	7	11	0	0	0	1	11	.440	3	0	2	0	.500	0	1	2-2	11	14	0	1.000
Connecticut	.194	8-8	31	3	6	1	0	0	4	7	.226	3	0	4	0	.265	0	1	3-4	25	22	0	1.000
Georgetown	.317	9-9	41	10	13	2	0	0	6	15	.366	3	1	4	0	.378	0	0	4-4	18	22	0	1.000
Louisville	.182	6-6	22	0	4	0	0	0	1	4	.182	3	0	6	0	.280	0	0	0-0	10	22	1	.970
Pittsburgh	.240	6-6	25	5	6	1	0	0	0	7	.280	3	0	4	0	.321	0	0	3-4	18	18	2	.947
Rutgers	.196	10-10	46	3	9	1	0	0	5	10	.217	2	0	4	0	.224	1	1	0-1	24	27	1	.981
Seton Hall	.262	10-10	42	4	11	0	0	0	3	11	.262	5	0	5	0	.340	0	1	0-1	29	41	4	.946
St. John's	.268	10-10	41	2	11	0	0	0	4	11	.268	2	1	7	1	.318	0	1	1-1	30	28	1	.983
USF	.294	9-9	34	9	10	1	0	0	2	11	.324	2	0	1	0	.324	1	1	2-2	20	41	1	.984
Villanova	.192	6-6	26	4	5	0	0	0	1	5	.192	4	0	10	0	.300	0	1	1-1	18	7	0	1.000

stolen base attempts (first), fielding assists (first), fielding double plays (second) plate appearances (second), walks (tied for second), at bats (third), runs scored (third), fielding chances (third), hits (fourth), putouts (fourth), sacrifice bunts (tied for fourth), total bases (fifth), batting (fifth), on-base percentage (fifth) and games started (tied for fifth) ... saw action in all 26 BIG EAST games and started each of them ... batted .236 (25-for-106) with 11 runs scored and six RBI ... added 11 walks, one hit by pitch, one sacrifice fly, three sacrifice bunts and eight stolen bases in 11 attempts ... recorded 25 total bases, posted a .236 slugging percentage and .311 on-base percentage ... hit .239 (21-for-88) with 12 runs scored, five doubles, five RBI, 12 walks, five sacrifice bunts and five stolen bases in eight attempts in non-conference games ... batted .333 (37-for-111) with three runs scored, two doubles, three RBI, two walks, two sacrifice bunts and one stolen base in nine attempts in the month of February ... hit .242 (15-for-62) with seven runs scored, three doubles, two RBI, 10 walks, one hit by pitch, three sacrifice bunts and five stolen bases in seven attempts in the month of Mar. ... batted .207 (12-for-58) with five runs scored, six RBI, four walks, one sacrifice fly, two sacrifice bunts and six stolen bases in nine attempts in the month of Apr. ... hit .226 (12-for-53) with eight runs scored, four RBI, seven walks, one sacrifice fly, two sacrifice bunts and one stolen base in two attempts in the month of May ... batted .253 (19-for-75) with 11 runs scored, five RBI, eight walks, one hit by pitch, two sacrifice bunts and five stolen bases in nine attempts in home games ... hit .241 (14-for-58) with three runs scored, three doubles, two RBI, nine walks, one sacrifice fly, two sacrifice bunts and five stolen bases in six attempts in road games ... batted .213 (19-for-89) with 12 runs scored, two doubles, six RBI, 13 walks, one hit by pitch, one sacrifice fly, three sacrifice bunts and four stolen bases in five attempts in Irish victories ... hit .238 (35-for-147) with 17 runs scored, four doubles, eight RBI, 17 walks, one hit by pitch, one sacrifice fly, eight sacrifice bunts and 10 stolen bases in 13 attempts in day games ... batted .224 (11-for-47) with six runs scored, one double, three RBI, six walks and three stolen bases in six attempt in night games ... hit .237 (46-for-194) with 23 runs scored, five doubles, 11 RBI, 23 walks, one hit by pitch, one sacrifice fly, eight sacrifice bunts and 13 stolen bases in 19 attempts in games started ... batted .275 (14-for-51) against left-handed pitching ... hit .224 (32-for-143) against right-handed pitching ... batted .209 (14-for-67) with runners on base ... hit .252 (32-for-127) with bases empty ... went 0-for-3 (.000) with the bases loaded ... reached base 24 times out of a possible 78 (.308) when leading off an inning ... batted .200 (10-for-50) with runners in scoring position ... successful on five of 10 RBI opportunities with a runner on third base and less than two outs ... advanced 40 base runners on 82 attempts, good for a percentage of .488 ... totaled six RBI and batted .182 (10-for-55) with two outs ... registered 12 multi-hit games, including one three-hit game (Mar. 20 vs. Gonzaga) ... Notre Dame went 23-27-1 when DeSico started ... the Irish went 20-22-1 when DeSico led off, 0-2 when he batted sixth, 2-1 when he hit seventh and 1-2 when he batted eighth.

FRESHMAN SEASON (2010): Recorded three four-hit games; the last Irish player to have more games in a season with four or more hits was Craig Cooper in 2006 (three four-hit games, one five-hit game) ... the trio of four-hit games also came in a 20-game stretch, the shortest span for three games with four or more hits since A.J. Pollock had three four-hit games in a 17-game span in 2008 (Mar. 4 vs. Maine, Mar. 26 vs. Milwaukee, and Mar. 30 vs. Cincinnati) ... started the final 47 games of the season at second base for the Irish, the last 32 of which were error-free ... closed the season with 155 consecutive chances without an error, last making a miscue in the first game of the doubleheader with USF on Mar. 27 ... appeared in 50 games and started 47 for the Irish, each at second base ... batted .333 (63-for-189), second-best on the team, with 29 runs scored, six doubles, one home run and 25 RBI ... added 14 walks, one hit by pitch, two sacrifice flies, seven sacrifice bunts and four stolen bases in five attempts ... recorded 72 total bases, posted a .381 slugging percentage and .379 on-base percentage ... recorded a .980 fielding percentage ... committed five errors on 244 fielding chances with 142 assists, 97 putouts and participated in 25 double plays ... ranked in the top five on the Irish in sacrifice bunts (first), games played (second), hitting (second), assists (second), hits (tied for second), stolen bases (third), plate appearances (third), at bats (third), on-base percentage (third), fielding double plays (third), runs scored (tied for third), RBI (fourth), total bases (fourth), walks (fourth), games started (fourth), fielding chances (fourth) and putouts (fourth) ... saw action in all 27 BIG EAST games and started each of them ... batted team-high .319 (36-for-113) with 17 runs scored, three doubles and 15 RBI ... added eight walks, one sacrifice fly, two sacrifice bunts and three stolen bases in three attempts ... recorded 39 total bases, posted a .345 slugging percentage and .361 on-base percentage ... hit .355 (27-for-76) with 12 runs scored, three doubles, one home run, 10 RBI, six walks, one hit by pitch, one sacrifice fly, five sacrifice bunts and one stolen base in two attempts in non-conference games ... batted .250 (1-for-4) with one run scored and walk in the month of February ... hit .321 (17-for-53) with eight runs scored, four doubles, six RBI, three walks, one hit by pitch, sacrifice fly, five sacrifice bunts and no stolen bases in one attempt in the month of Mar. ... batted .361 (30-for-83) with 17 runs scored, two doubles, one home run, 16 RBI, six walks, a sacrifice fly, sacrifice bunt and three stolen bases in three attempts in the month of Apr. ... hit .306 (15-for-49) with three runs scored, three RBI, four walks, one sacrifice bunt and one stolen base in one attempt in the month of May ... batted team-best .356 (32-for-90) with 10 runs scored, two doubles, one home run, 13 RBI, four walks, one hit by pitch, one sacrifice fly, three sacrifice bunts and two stolen bases in two attempts in home games ... hit .288 (21-for-73) with 15 runs scored, three doubles, eight RBI, seven walks, one sacrifice fly, three sacrifice bunts and one stolen base in one attempt in road games ... batted team-best .403 (31-for-77) with 19 runs scored, one double, home run, 14 RBI, nine walks, one sacrifice fly, two sacrifice bunts and two stolen bases in three attempts in Irish victories ... hit .307 (35-for-114), second-best on the team, with 18 runs scored, four doubles, 13 RBI, 12 walks, one hit by pitch, sacrifice fly, five sacrifice bunts and three stolen bases in four attempts in day games ... batted .373 (28-for-75), second-best on the team, with 11 runs scored, two doubles, one home run, 12 RBI, two walks, one sacrifice fly, two sacrifice bunts and one stolen base in one attempt in night games ... hit team-best .335 (62-for-185) with 28 runs scored, six doubles, one home run, 25 RBI, 13 walks, one hit by pitch, two sacrifice flies, seven sacrifice bunts and four stolen bases in five attempts in games started ... went 1-for-4 (.250) with one run scored and walk when coming off the Irish bench ... batted .431 (22-for-51), second-best on the team, against left-handed pitching ... hit .354 (29-for-82) with runners on base ... went 3-for-5 (.600) with the bases loaded ... went 0-for-1 (.000) as a pinch hitter ... batted .341 (15-for-44) with runners in scoring

position ... successful on 13 of 16 RBI opportunities with a runner on third base and less than two outs ... advanced 59 base runners on 96 attempts, good for a team-best percentage of .615 ... totaled seven RBI and batted .265 (13-for-49) with two outs ... registered 18 multi-hit games, tied for second-best on the team, including a pair of three-hit games (Mar. 12 vs. Pacific; Apr. 23 vs. Cincinnati) and a trio of four-hit outings (Apr. 6 vs. Oakland; Apr. 30 vs. St. John's; May 8 at West Virginia) ... recorded eight multi-RBI games (Mar. 12 vs. Pacific; Mar. 23 vs. Ball State; Apr. 3 at Georgetown; Apr. 06 vs. Oakland; Apr. 10 vs. Rutgers; Apr. 16 at Seton Hall; Apr. 27 vs. Toledo; Apr. 30 vs. St. John's), which ranked tied for second on the Irish ... Notre Dame went 18-29 when DeSico started ... the Irish went 1-2 when DeSico led off, 13-17 when he batted second, 4-8 when he hit seventh and 0-2 when he batted ninth ... went 0-for-1 as a pinch hitter.

PREP & PERSONAL: Three-year starter and four-year letterwinner at St. Ignatius High School ... batted .440 with two home runs, 16 doubles and 24 stolen bases as a senior ... equaled his own school record with 51 hits ... 24 steals ranked second to his own record of 27 set one season earlier ... named first team all-state ... served as captain ... named Under Armour and Louisville Slugger All-American ... helped St. Ignatius to the state semifinals in baseball ... also helped them capture a state football championship as a slot back ... batted .420 and set school records with 27 stolen bases, 51 hits and 83 runs scored as a junior ... also added six home runs in 2008 ... earned all-conference honors as both a sophomore and junior ... helped Wildcats to a pair of appearances in the Ohio High School State semifinals, including a runner-up finish last spring ... as a sophomore, hit .350 with 15 stolen bases ... received Gold Glove Award in South Carolina as sophomore in South Carolina Classic during spring break ... rated as a Perfect Game top prospect as well as Under Armour top prospect ... entered senior season (2009) as an Under Armour pre-season All-American ... also plays football at St. Ignatius and helped them capture the 2008 Ohio High School State Championship as a slot receiver and punt returner (recorded three punt returns for touchdowns) ... posted a 4.1 cumulative grade point average ... member of the National Honor Society and received the Michelson-Morley Award for mathematics and science ... born Dec. 31, 1990 ... son of Kevin and Mary DeSico ... full name is Frank Kevin DeSico ... enrolled in the Mendoza College of Business as a marketing major.

DESICO'S OVERALL CAREER HIGHS

Hits: 4, five times (last time at Northwestern, May 15, 2012)
Doubles: 1, 19 times (last time at Connecticut, May 18, 2012)
Triples: None
Home runs: 1, vs. Oakland (Apr. 6, 2010)
Total bases: 7, vs. Oakland (Apr. 6, 2010)
RBI: 5, vs. IPFW (Mar. 21, 2012)
Runs: 3, five times (last time vs. Cincinnati, Apr. 14, 2012)
Walks: 3, twice (last time vs. Illinois, Feb. 17, 2012)
Hit by pitch: 1, four times (last time vs. St. John's-2, Apr. 27, 2012)
Struck out: 3, four times (last time at Villanova, May 6, 2012)
Sac flies: 1, three times (last time at Rutgers-1, May 7, 2011)
Sac bunts: 5, vs. Michigan State (February 18, 2011)
At-bats: 6, six times (last time vs. Rutgers, May 24, 2012)
Stolen bases: 4, at Pittsburgh (Apr. 1, 2011)
Caught stealing: 1, 10 times (last time vs. Rutgers, May 13, 2012)
Fielding chances: 14, at Seton Hall (Apr. 5, 2012)
Putouts: 8, vs. Hofstra (Feb. 25, 2012)
Assists: 8, twice (last time vs. Gonzaga, Mar. 20, 2011)
On-Base Streak: 14, Apr. 10 - May 2, 2012
Hitting streak: 11, Apr. 10 - Apr. 27, 2012

DESICO'S BIG EAST CAREER HIGHS

Hits: 4, twice (last time at West Virginia, May 8, 2010)
Doubles: 1, six times (last time at Connecticut, May 18, 2012)
Triples: None
Home runs: None
Total bases: 4, three times (last time at Connecticut, May 18, 2012)
RBI: 3, at Connecticut (May 18, 2012)
Runs: 3, twice (last time vs. Cincinnati, Apr. 14, 2012)
Walks: 2, five times (last time vs. Pittsburgh, Mar. 23, 2012)
Hit by pitch: 1, twice (last time vs. St. John's-2, Apr. 27, 2012)
Struck out: 3, four times (last time at Villanova, May 6, 2012)
Sac flies: 1, twice (last time at Rutgers-1, May 7, 2011)
Sac bunts: 1, seven times (last time at Connecticut, May 17, 2012)
At-bats: 6, four times (last time vs. Rutgers, May 24, 2012)
Stolen bases: 3, at Pittsburgh (Apr. 1, 2011)
Caught stealing: 1, five times (last time vs. Rutgers, May 13, 2012)
Fielding chances: 14, at Seton Hall (Apr. 5, 2012)
Putouts: 6, three times (last time vs. St. John's-2, Apr. 27, 2012)
Assists: 7, at Seton Hall (Apr. 5, 2012)

#18 SEAN FITZGERALD

McLean, VA/McLean



JR

RHP

R/R

6-3

175

AT NOTRE DAME: Two-year monogram winner that enters junior season with a 3.35 career ERA and 8-5 record with five saves, plus 82 strikeouts, 21 walks and 99 hits allowed (.252 opponent batting average) in 50 appearances (seven starts) and 104.2 innings (six hit batters, four wild pitches, seven home runs allowed) ... in BIG EAST games, owns a 2.65 career ERA and 4-1 record with five saves, plus 40 strikeouts, seven walks and 44 hits allowed (.221 opponent batting average) in 28 appearances (two starts) and 54.1 innings (three hit batters, one home run allowed) ... averaging 7.05 strikeouts and 1.81 walks per 9.0 innings pitched as well as a 3.90 strikeout-to-walk ratio in his career ... pitched exclusively out of the Irish bullpen as a freshman, but moved into a starting role for the first half of his sophomore campaign ... opens 2013 as a weekend starter... polished and owned a mookie on the mound that made him ready to pitch at the college level right away ... great movement on all of his pitches, especially his fastball, and throws a ton of strikes ... extremely athletic pitcher who can field his position ... carried a 3.066 cumulative GPA into the '13 spring semester.

HONORS & AWARDS: Rated as the No. 14 MLB prospect in the BIG EAST by *Baseball America* ... College Baseball 360 Primetime Performers (Mar. 13, 2012) ... BIG EAST Weekly Honor Roll (Apr. 4, 2011) ... BIG EAST Academic All-Star (2011, 2012).

SOPHOMORE SEASON (2012): Made 27 appearances, including seven starts ... opened the year as a weekend starter (including the season opener vs. Illinois) ... returned to the bullpen in a setup role and excelled for the second straight season ... his 27 appearances were third most by any pitcher on the staff ... his 20 relief outings were fifth most on the squad ... went 7-3 with a 3.82 earned run average in 70.2 innings of work ... allowed 72 hits as his opponents batted .268 ... struck out 57 and walked 14 ... ranked second in the BIG EAST in fewest walks allowed, tied for fourth in fewest runs allowed, sixth in appearances, ninth in victories, tied for ninth in hits allowed and 12th in strikeouts looking ... in BIG EAST games only, ranked second in appearances (15), tied for second in fewest walks (five), third in fewest hits allowed (28), tied for third in relief outings (13), tied for fifth in fewest runs allowed (12), sixth in opposing batting average .233 and tied for seventh in fewest earned runs allowed (12) ... averaged 7.26 strikeouts and 1.78 walks per nine innings ... posted a 4.07 strikeout-to-walk ratio ... Notre Dame posted a 13-14 record when Fitzgerald pitched ... the Irish were 4-3 record when Fitzgerald started ... did not allow a run in 14 of 27 appearances, including each of his last eight outings and 11 of his last 12 appearances ... did not allow a run in 14 of his 20 relief appearances ... did not issue a walk in 14 of 27 appearances ... did not issue a walk in 12 of his 20 relief appearances ... did not allow a run over his last 12.1 innings of work ... inherited 23 base runners upon entering the game and allowed only two to score ... went 3-0 with

a 3.34 ERA in 15 appearances (13 in relief) in BIG EAST action ... allowed 44 hits in 54.1 innings of work as his opponents batted .233 ... struck out 26 and walked five ... went 4-3 with a 4.23 ERA in 12 appearances (five starts) in non-conference action ... allowed 44 hits in 38.1 innings of work as his opponents batted .295 ... struck out 31 and walked nine ... went 0-0 with a 0.00 ERA in three appearances (all in relief) in the BIG EAST tournament ... allowed two hits in 3.2 inning of work as his opponents batted .167 ... struck out six and walked one ... went 1-0 with a 11.05 ERA in two appearances (both starts) in the month of February ... allowed 13 hits in 7.1 inning of work as his opponents batted .394 ... struck out four and walked two ... went 1-2 with a 3.86 ERA in four appearances (all starts) in the month of March ... allowed 26 hits in 21.0 innings of work as his opponents batted .306 ... struck out 13 and walked 13 ... went 2-1 with a 3.80 ERA in 10 appearances (one start) in the month of April ... allowed 19 hits in 21.1 innings of work as his opponents batted .244 ... struck out 19 and walked five ... went 3-0 with a team-best 1.29 ERA in 11 appearances (all in relief) in the month of May ... allowed 14 hits in 21.0 innings of work as his opponents batted .192 ... struck out 21 and walked four ... went 2-1 with a 3.32 ERA in nine appearances (one start) in home games ... allowed 20 hits in 19.0 innings of work as his opponents batted .282 ... struck out 16 and walked four ... went 4-1 with a 2.88 ERA in 12 appearances (three starts) in away games ... allowed 31 hits in 34.1 innings of work as his opponents batted .240 ... struck out 27 and walked five ... went 1-1 with a 6.23 ERA in six appearances (three starts) in Irish victories ... allowed 21 hits in 17.1 innings of work as his opponents batted .304 ... struck out 14 and walked five ... went 7-0 with a 3.86 ERA in 13 appearances (four starts) in Irish victories ... allowed 41 hits in 39.2 innings of work as his opponents batted .265 ... struck out 28 and walked eight ... went 4-1 with a 4.03 ERA in 19 appearances (six starts) in day games ... allowed 49 hits in 51.1 innings of work as his opponents batted .251 ... struck out 39 and walked eight ... went 3-2 with a 3.26 ERA in eight appearances (one start) in night games ... allowed 23 hits in 19.1 innings of work as his opponents batted .311 ... struck out 18 and walked six ... went 2-2 with a 5.91 ERA in seven starts ... allowed 45 hits in 32.0 innings of work as his opponents batted .336 ... struck out 21 and walked six ... went 5-1 with a 2.09 ERA in 20 relief appearances ... allowed 27 hits in 38.2 innings of work as his opponents batted .200 ... struck out 36 and walked eight ... left-handed hitters batted .361 (26-for-72) ... right-handed hitters batted .234 (46-for-197) ... batters hit .233 (31-for-133) with runners on base ... batters hit .301 (41-for-136) with the bases empty ... batters hit .250 (19-for-76) with two outs ... registered his first career start in the season-opening victory over Illinois on Feb. 17, but was roughed up for six earned runs on five hits in 2.0 innings of work ... allowed three earned runs on eight hits in his next start against Hofstra (Feb. 25) ... after another difficult start vs. Texas State on Mar. 2 (3 ER, 8 H, 3.2 IP), rebounded with the best outing of his career against LSU on Mar. 11 ... limited the No. 11 Tigers to an earned run on six hits in 8.0 innings ... fanned four and walked one as the Irish pitched to a victory against their highest-ranked foe on the road since capping off their historic run to Omaha with a 3-1 victory over No. 1 Florida State on June 10, 2002 ... earned College Baseball 360 Primetime Performers for his effort vs. LSU ... after three more starts, moved into the bullpen following the addition of Pat Connaughton to the starting rotation ... retired all 10 batters he faced in 3.1 perfect innings of relief against Georgetown (Apr. 20) ... worked 4.1 scoreless innings of relief en route to a victory over Butler on May 1 ... picked up victories out of the bullpen against both Northwestern on May 15 (2.0 IP, 2 H, 0 R, 4 K, 1 BB) and Connecticut on May 18 (3.0 IP, 2 H, 0 R, 3 K, 1 BB).

FRESHMAN SEASON (2011): Made 23 appearances out of the Irish bullpen ... served as top setup man and co-closer ... his 23 appearances were tied for the most by any pitcher on the staff

FITZGERALD'S OVERALL STATS																							
YEAR	ERA	W-L	APP	GS	CG	SHO	SV	IP	H	R	ER	BB	SO	2B	3B	HR	BF	BAVG	WP	HBP	BK	SFA	SHA
2011	2.38	1-2	23	0	0	0/2	5	34.0	27	11	9	7	25	7	0	3	139	.218	1	2	0	1	5
2012	3.82	7-3	27	7	0	0/2	0	70.2	72	32	30	14	57	14	2	4	292	.268	3	4	0	1	4
TOTAL	3.35	8-5	50	7	0	0/4	5	104.2	99	43	39	21	82	21	2	7	431	.252	4	6	0	2	9
FITZGERALD'S BIG EAST STATS																							
YEAR	ERA	W-L	APP	GS	CG	SHO	SV	IP	H	R	ER	BB	SO	2B	3B	HR	BF	BAVG	WP	HBP	BK	SFA	SHA
2011	1.64	1-1	13	0	0	0/2	5	22.0	16	4	4	2	14	4	0	0	86	.203	0	1	0	1	3
2012	3.34	3-0	15	2	0	0/1	0	32.1	28	12	12	5	26	5	0	1	129	.233	0	2	0	0	2
TOTAL	2.65	4-1	28	2	0	0/3	5	54.1	44	16	16	7	40	9	0	1	215	.221	0	3	0	1	5
FITZGERALD'S CAREER STATS VS. BIG EAST (INCLUDES POSTSEASON)																							
Team	era	w-l	app	gs	cg	sho	sv	ip	h	r	er	bb	so	2b	3b	hr	bf	bavg	wp	hbp	bk	sfa	sha
Cincinnati	6.75	1-0	2	0	0	0/0	0	4.0	5	3	3	1	6	1	0	1	19	.294	0	0	0	0	1
Connecticut	5.62	1-0	6	0	0	0/1	0	8.0	9	5	5	3	5	1	0	1	34	.310	0	0	0	1	1
Georgetown	0.00	1-0	1	0	0	0/0	0	3.1	0	0	0	0	0	0	0	0	11	.000	0	0	0	0	0
Louisville	0.00	0-0	1	0	0	0/0	1	1.1	0	0	0	1	0	0	0	0	6	.000	0	0	0	0	0
Pittsburgh	2.70	0-0	3	1	0	0/0	1	6.2	8	2	2	0	2	2	0	0	27	.296	0	0	0	0	0
Rutgers	0.96	0-1	5	0	0	0/2	1	9.1	5	1	1	1	13	1	0	0	35	.156	0	0	0	0	2
Seton Hall	0.96	1-0	5	0	0	0/0	0	9.1	4	1	1	2	7	2	0	0	34	.138	0	2	0	0	1
St. John's	0.00	0-0	3	0	0	0/0	0	5.0	4	0	0	0	1	3	0	0	20	.235	0	0	0	1	1
USF	4.05	0-0	3	1	0	0/1	2	6.2	7	3	3	1	4	1	0	0	18	.375	0	0	0	0	1
Villanova	6.23	0-0	2	0	0	0/0	0	4.1	5	3	3	0	3	0	0	0	19	.278	0	1	0	0	0



... went 1-2 with a 2.38 earned run average and five saves in 34.0 innings of work ... allowed 27 hits as his opponents batted .218 ... struck out 25 and walked seven ... his five saves were tied for the fourth-most in BIG EAST games only ... ranked first in saves, tied for first in relief appearances, second in games finished and sixth in strikeouts ... averaged 6.62 strikeouts and 1.85 walks per nine innings ... posted a 3.6 strikeout-to-walk ratio ... Notre Dame posted a 9-13-1 record when Fitzgerald pitched ... did not allow a run in 14 of 23 appearances ... did not issue a walk in 18 of 23 appearances ... went 5-for-5 in save opportunities ... inherited 18 base runners upon entering the game and only allowed three to score ... retired 19 of the 23 first batters he faced ... went 1-1 with a 1.64 ERA in 13 appearances (all in relief) in BIG EAST action ... allowed 16 hits in 22.0 innings of work as his opponents batted .203 ... struck out 14 and walked two ... went 0-1 with a 3.75 ERA in 10 appearances (all in relief) in non-conference action ... allowed 11 hits in 12.0 innings of work as his opponents batted .244 ... struck out 11 and walked five ... went 0-0 with a 0.00 ERA in two appearances (all in relief) in the month of February ... allowed no hits in 1.0 inning of work as his opponents batted .000 ... struck out one and walked two ... went 0-0 with a 2.57 ERA in four appearances (all in relief) in the month of Mar ... allowed six hits in 7.0 innings of work as his opponents batted .231 ... struck out nine and walked none ... went 1-0 with a 1.93 ERA in nine appearances (all in relief) in the month of Apr ... allowed 11 hits in 14.0 innings of work as his opponents batted .208 ... struck out six and walked one ... went 0-2 with a 3.00 ERA in eight appearances (all in relief) in the month of May ... allowed 10 hits in 12.0 innings of work as his opponents batted .238 ... struck out nine and walked four ... went 1-0 with a 1.69 ERA in nine appearances (all in relief) in home games ... allowed 11 hits in 16.0 innings of work as his opponents batted .196 ... struck out 13 and walked one ... went 0-2 with a 2.52 ERA in eight appearances (all in relief) in away games ... allowed 13 hits in 14.1 innings of work as his opponents batted .232 ... struck out 11 and walked two ... went 1-0 with a 1.20 ERA in nine appearances (all in relief)

FITZGERALD'S OVERALL CAREER HIGHS

Innings pitched (starter): 8.0 at LSU (Mar. 11, 2012)
Innings pitched (reliever): 4.2, at Rutgers (May 8, 2011)
Walks allowed: 2, three times (last time vs. Indiana State, Mar. 18, 2012)
Strikeouts: 6, vs. UIC (Mar. 28, 2011)
Batters faced: 30, at LSU (Mar. 11, 2012)
Fielding chances: 3, at LSU (Mar. 11, 2012)
Putouts: 2, at LSU (Mar. 11, 2012)
Assists: 2, twice (last time vs. Western Michigan, Apr. 11, 2012)
Runners CS: None
Winning streak: 5 (Apr. 13, 2012 – present)

FITZGERALD'S BIG EAST CAREER HIGHS

Innings pitched (starter): 3.2, at USF (Apr. 1, 2012)
Innings pitched (reliever): 4.2, at Rutgers (May 8, 2011)
Walks allowed: 1, eight times (last time vs. Rutgers, May 24, 2012)
Strikeouts: 5, at Rutgers (Mar. 8, 2011)
Batters faced: 20, at Rutgers (May 8, 2011)
Fielding chances: 2, three times (last time vs. Cincinnati, Apr. 13, 2012)
Putouts: 1, three times (last time at Connecticut, May 18, 2012)
Assists: 2, vs. Seton Hall (Apr. 30, 2011)
Runners CS: None


in Irish victories ... allowed seven hits in 15.0 innings of work as his opponents batted .137 ... struck out seven and walked two ... went 1-1 with a 2.66 ERA in 18 appearances (all in relief) in day games ... allowed 19 hits in 23.2 innings of work as his opponents batted .218 ... struck out 15 and walked six ... went 0-1 with a 1.74 ERA in five appearances (all in relief) in night games ... allowed eight hits in 10.1 innings of work as his opponents batted .216 ... struck out 10 and walked one ... left-handed hitters batted .054 (2-for-37) ... right-handed hitters batted .287 (25-for-87) ... batters hit .185 (10-for-54) with runners on base ... batters hit .243 (17-for-70) with the bases empty ... batters hit .095 (4-for-42) with two outs (over 100 points lower than the Irish as a team) ... tossed a season-high 4.2 innings and struck out five in the 13-inning loss at Rutgers on May 8 ... allowed two hits, one unearned run and struck out six in 4.0 innings of relief against UIC on Mar. 28 ... picked up the victory with 3.0 scoreless innings of relief versus Seton Hall on Apr. 30 ... registered six consecutive appearances without allowing an earned run against Iowa on Mar. 18 (1.0 IP), Gonzaga on Mar. 20 (0.1 IP), UIC on Mar. 28 (4.0 IP), Pittsburgh on Apr. 2 (0.2 IP), Pittsburgh on Apr. 3 (3.0 IP) and Western Michigan on Apr. 6 (1.2 IP) ... recorded four straight scoreless outings against West Virginia on Apr. 15 (0.1 IP), West Virginia on Apr. 17 (1.0 IP), St. John's (1.1 IP) and Seton Hall (3.0 IP).

PREP & PERSONAL: Lettered four years in baseball for head coach John Thomas ... posted a career ERA of 1.69 with a record of 28-9 ... registered a career 1.02 WHIP and 4.6 strikeout-to-walk ratio in 219.1 innings pitched ... owned a career batting average of .390 with over 100 hits and 100 RBI ... first player in Virginia AAA Northern Region history to have over 20 career wins and both 100 hits and 100 RBI ... three-time Most Valuable Player ... three-time first team all-district ... two-time Liberty District Pitcher of the Year ... two-time Washington Post first team all-metropolitan ... selected as McLean High School's Outstanding Male Athlete of the Year following his junior year ... honored with the Craig J. Fielder Award following his senior year, the school's most prestigious athletic honor ... owns the school record for career victories ... as a junior, was named first team all-district, Liberty District Pitcher of the Year, first team all-region, honorable mention all-state and first team all-metropolitan ... member of the National Honor Society ... went 8-1 with a 1.46 ERA in 57.2 innings on the mound ... struck out 69 and walked 10 in 10 appearances and nine starts, including eight complete games ... at the plate, batted .470 with 10 doubles, 23 RBI, 23 runs scored and eight stolen bases ... as a sophomore, was named first team all-district and second team all-region ... went 6-3 with a 2.20 ERA in 60.1 innings on the mound ... struck out 62 and walked 17 in 13 appearances, including four complete games and two saves ... at the plate, hit .423 with four doubles, two triples, 23 RBI, 17 runs scored and 14 stolen bases ... as a freshman, was named second team all-district ... went 4-3 with a 1.82 ERA in 42.1 innings on the mound ... struck out 27 and walked nine in nine appearances, including a pair of complete games ... at the plate, hit .364 with five RBI, 10 runs scored and four stolen bases ... born December 24, 1991 in Arlington, Va. ... son of Joe and Michelle Fitzgerald ... has a brother, Eric, and sister, Mia ... full name is Sean Ryan Fitzgerald ... enrolled in Mendoza College of Business as a finance major.

#40 DAN SLANIA

Tucson, AZ/Salpointe Catholic

JR	RHP	R/R	6-5	275
----	-----	-----	-----	-----



AT NOTRE DAME: Two-year monogram winner that enters junior season as one of the top closers in all of college baseball ... named to the National Collegiate Baseball Writers Association Stopper of the Year Award watch list ... led the Cape Cod League with 10 saves this past summer and earned all-league status ... captured the Russ Ford Award, again annually to the circuit's top relief pitcher ... holds the school record for career ERA (minimum 60 IP) and ranks fifth all-time in saves ... enters draft-eligible season with a 2.19 career ERA and 5-3 record with 17 saves, plus 57 strikeouts, 21 wins and 64 hits allowed (.277 opponent batting average) in 54 appearances (no starts) and 61.2 innings (seven hit batters, three wild pitches, no home runs allowed) ... in BIG EAST games, owns a miniscule 1.03 career ERA and 4-1 record with eight saves, plus 26 strikeouts, 10 wins and 25 hits allowed (.260 opponent batting average) in 21 appearances (no starts) and 26.1 innings (five hit batters, two wild pitches and no home runs allowed) ... averaging 8.32 strikeouts and 3.06 walks per 9.0 innings pitched as well as a 2.71 strikeout-to-walk ratio in his career ... pitched exclusively out of Irish bullpen as a freshman and sophomore ... competitive, big, athletic and hard-throwing right-handed pitcher ... strong-arm, down-hill throwing right-handers ... top-notch athlete who also excelled on the football field, playing both quarterback and tight end ... earned a 3.111 GPA in the '12 fall semester on team-best 18 credit hours.

HONORS & AWARDS: Rated as the No. 47 overall MLB prospect by Perfect Game ... rated as the No. 20 overall college prospect by *Baseball America* ... rated as the No. 2 MLB prospect in the BIG EAST by Perfect Game and No. 3 by *Baseball America* ... rated as the No. 26 junior prospect by Perfect Game and No. 27 junior prospect by *Baseball America* ... 2013 Preseason Coaches' First Team All-BIG EAST ... 2013 Preseason Perfect Game First Team All-BIG EAST ... 2013 NCBAW Stopper of the Year Award watch list ... 2012 Cape Cod League Post-Season All-League ... 2012 Cape Cod Baseball League All-Star ... 2012 Russ Ford Award (given to the top relief pitcher on the Cape) ... 2012 Second Team All-BIG EAST ... BIG EAST Weekly Honor Roll (Feb. 27, 2012)

SOPHOMORE SEASON (2012): Made 31 appearances out of the Irish bullpen - tied for the second most in single-season school history ... closer collected 13 saves, which was tied for the second-most in single-season school history ... the 13 saves ranked 12th in the NCAA ... averaged 10.74 strikeouts per nine innings, which ranked eighth best in single-season school history ... named second-team All-BIG EAST ... led the BIG EAST in saves, appearances, games finished and relief appearances ... went 3-0 with a 2.03 earned run average and 13 saves in 31.0 innings of work ... allowed 36 hits as his opponents batted .300 ... struck out 37 and walked 12 ... averaged 10.74 strikeouts and 3.48 walks per nine innings ... posted a 3.08 strikeout-to-walk ratio ... Notre Dame posted a 20-11 record when Slania pitched ... did not allow a run in 26 of 31 appearances... did not

issue a walk in 22 of 31 appearances ... struck out multiple batters in nine different relief outings ... inherited 30 base runners upon entering the game and only 12 to score ... went 2-0 with a 1.26 ERA in 14 appearances (all in relief) in BIG EAST action ... allowed 15 hits in 14.1 innings of work as his opponents batted .283 ... struck out 20 and walked eight ... went 1-0 with a 2.70 ERA and six saves in 17 appearances (all in relief) in non-conference action ... allowed 21 hits in 16.2 innings of work as his opponents batted .313 ... struck out 17 and walked four ... went 0-0 with a 0.00 ERA in one appearance (in relief) in the BIG EAST tournament ... struck out the only batter he faced ... went 1-0 with a 1.93 ERA and three saves in four appearances (all in relief) in the month of February ... allowed five hits in 4.2 innings of work as his opponents batted .278 ... struck out six and walked one ... went 2-0 with a 1.74 ERA and three saves in 10 appearances (all in relief) in the month of March ... allowed 14 hits in 10.1 innings of work as his opponents batted .326 ... struck out 12 and walked six ... went 0-0 with a 3.24 ERA and two saves in eight appearances (all in relief) in the month of April ... allowed 11 hits in 8.1 innings of work as his opponents batted .333 ... struck out nine and walked five ... went 0-0 with a 1.17 ERA and five saves in nine appearances (all in relief) in the month of May ... allowed 6 hits in 7.2 innings of work as his opponents batted .231 ... struck out 10 and walked zero ... went 1-0 with a 0.79 ERA and five saves in 13 appearances (all in relief) in home games ... allowed 10 hits in 11.1 innings of work as his opponents batted .256 ... struck out 15 and walked three ... went 1-0 with a 3.86 ERA and three saves in 10 appearances (all in relief) in away games ... allowed 16 hits in 11.2 innings of work as his opponents batted .327 ... struck out 12 and walked seven ... went 1-0 with a 1.12 ERA and five saves in eight appearances (all in relief) in neutral games ... allowed 10 hits in 8.0 innings of work as his opponents batted .313 ... struck out 10 and walked two ... went 3-0 with a 0.86 ERA and 13 saves in 20 appearances (all in relief) in Irish victories ... allowed 20 hits in 21.0 innings of work as his opponents batted .256 ... struck out 27 and walked seven ... went 1-0 with a 2.95 ERA and nine saves in 20 appearances (all in relief) in day games ... allowed 29 hits in 18.1 innings of work as his opponents batted .367 ... struck out 22 and walked five ... went 2-0 with a 0.71 ERA and four saves in 11 appearances (all in relief) in night games ... allowed seven hits in 12.2 innings of work as his opponents batted .171 ... struck out 15 and walked seven ... left-handed batters batted .229 (8-for-35) ... right-handed hitters batted .329 (28-for-85) ... batters hit .244 (20-for-82) with runners on base ... batters hit .421 (16-for-38) with the bases empty ... batters hit .294 (15-for-51) with two outs ... suffered a blown save in the season-opening victory over Illinois, but did collect the victory with 2.2 innings of work and one earned run on three hits ... recorded three straight scoreless outings against the series with Hofstra ... registered a save in each victory over the Pride ... made 10 consecutive relief appearances without allowing an earned run (Mar. 10 - Apr. 3) ... nine of those 10 outings were scoreless appearances ... registered second victory of the campaign with 1.0 shutout inning of relief against Pittsburgh (Mar. 23) ... worked around four walks in 2.1 scoreless innings to pick up his third win of the season against UF on Mar. 30 ... recorded saves against Michigan (Mar. 10), Pittsburgh (Mar. 24), Pittsburgh (Mar. 25), Cincinnati (Apr. 13), Georgetown (Apr. 20), Butler (May 1), Villanova (May 6), Rutgers (May 13), Connecticut (May 18) and Seton Hall (May 25).

FRESHMAN SEASON (2011): Made 23 appearances out of the Irish bullpen ... served as top setup man and co-closer ... his 23 appearances were tied for the most by any pitcher on the staff ... went 2-3 with a 2.35 earned run average and four saves in 30.2 innings of work ... allowed 28 hits as his opponents batted .252 ... struck out 20 and walked nine ... ranked first in games finished, tied for first in relief appearances, second in saves, second in games finished and sixth in strikeouts ... averaged 5.87 strikeouts and 2.64 walks per nine innings ... posted a 2.2 strikeout-to-walk ratio ... Notre Dame posted a 11-11-1 record when Slania pitched ... did not allow a run

SLANIA'S OVERALL STATS

YEAR	ERA	W-L	APP	GS	CG	SHO	SV	IP	H	R	ER	BB	SO	2B	3B	HR	BF	BAVG	WP	HBP	BK	SFA	SHA
2011	2.35	2-3	23	0	0	0/4	4	30.2	28	12	8	9	20	4	1	0	127	.252	1	3	0	1	3
2012	2.06	6-0	31	0	0	0/2	13	31.0	36	10	7	12	37	7	2	0	145	.300	2	4	0	1	8
TOTAL	2.19	5-3	54	0	0	0/6	17	61.2	64	22	15	21	57	11	3	0	272	.277	3	7	0	2	11

SLANIA'S BIG EAST STATS

YEAR	ERA	W-L	APP	GS	CG	SHO	SV	IP	H	R	ER	BB	SO	2B	3B	HR	BF	BAVG	WP	HBP	BK	SFA	SHA
2011	0.75	2-1	7	0	0	0/1	1	12.0	10	2	1	2	6	2	0	0	47	.233	0	2	0	0	0
2012	1.26	2-0	14	0	0	0/1	7	14.1	15	3	2	8	20	2	2	0	69	.283	2	3	0	0	5
TOTAL	1.03	4-1	21	0	0	0/2	8	26.1	25	5	3	10	26	4	2	0	116	.260	2	5	0	0	5

SLANIA'S CAREER STATS VS. BIG EAST (INCLUDES POSTSEASON)

TEAM	ERA	W-L	APP	GS	CG	SHO	SV	IP	H	R	ER	BB	SO	2B	3B	HR	BF	BAVG	WP	HBP	BK	SFA	SHA
Cincinnati	0.00	2-0	2	0	0	0/0	1	2.0	1	0	0	1	4	1	0	0	9	.143	0	0	0	0	1
Connecticut	6.00	0-0	4	0	0	0/1	1	3.0	4	2	2	2	3	0	0	0	16	.308	0	1	0	0	0
Georgetown	0.00	0-0	2	0	0	0/1	2	2.1	1	0	0	1	2	0	0	0	10	.125	1	1	0	0	0
Louisville	0.00	1-0	1	0	0	0/0	0	3.1	3	0	0	1	0	1	0	0	11	.300	0	0	0	0	0
Pittsburgh	0.00	1-1	4	0	0	0/0	2	2.2	5	1	0	0	3	0	0	0	13	.385	1	0	0	0	0
Rutgers	0.00	0-0	1	0	0	0/0	1	1.1	1	1	0	0	2	0	0	0	6	.250	0	1	0	0	1
Seton Hall	6.23	1-0	3	0	0	0/0	1	4.1	8	4	3	1	3	1	2	0	22	.400	0	0	0	0	1
St. John's	0.00	0-0	1	0	0	0/0	0	0.1	1	0	0	1	1	0	0	0	3	.500	0	0	0	0	0
USF	0.00	1-0	2	0	0	0/0	0	5.0	0	0	0	4	6	0	0	0	20	.000	0	1	0	0	1
Villanova	0.00	0-0	2	0	0	0/0	1	1.2	2	0	0	0	2	0	0	0	7	.333	0	0	0	0	1



in 18 of 23 appearances... did not issue a walk in 18 of 23 appearances ... collected one hold (vs. Seattle on Feb. 25) ... went 4-for-5 in save opportunities ... inherited 20 base runners upon entering the game and only allowed five to score ... retired 18 of the 23 first batters he faced ... went 2-1 with a 0.75 ERA in seven appearances (all in relief) in BIG EAST action ... allowed 10 hits in 12.0 innings of work as his opponents batted .233 ... struck out six and walked two ... went 0-2 with a 3.38 ERA in 16 appearances (all in relief) in non-conference action ... allowed 18 hits in 18.2 innings of work as his opponents batted .265 ... struck out 14 and walked seven ... went 0-0 with a 0.00 ERA in three appearances (all in relief) in the month of February ... allowed two hits in 3.1 innings of work as his opponents batted .182 ... struck out none and walked none ... went 0-1 with a 2.38 ERA and three saves in nine appearances (all in relief) in the month of Mar. ... allowed 10 hits in 10.1 innings of work as his opponents batted .250 ... struck out seven and walked one ... went 0-0 with a 0.00 ERA in four appearances (all in relief) in the month of Apr. ... allowed four hits in 3.1 innings of work as his opponents batted .308 ... struck out one and walked one ... went 2-1 with a 3.55 ERA and one save in seven appearances (all in relief) in the month of May ... allowed 12 hits in 12.2 innings of work as his opponents batted .255 ... struck out 12 and walked seven ... went 1-1 with a 2.13 ERA and two saves in nine appearances (all in relief) in home games ... allowed nine hits in 12.2 innings of work as his opponents batted .200 ... struck out 15 and walked six ... went 1-1 with a 1.12 ERA in five appearances (all in relief) in away games ... allowed eight hits in 8.0 innings of work as his opponents batted .296 ... struck out one and walked one ... went 2-0 with a 0.53 ERA and four saves in 11 appearances (all in relief) in Irish victories ... allowed 12 hits in 17.0 innings of

SLANIA'S OVERALL CAREER HIGHS

Innings Pitched (starter): None
Innings Pitched (reliever): 3.1, at Louisville (May 21, 2011)
Walks allowed: 4, twice (last time at USF, Mar. 30, 2012)
Strikeouts: 4, vs. Michigan (May 4, 2011)
Batters faced: 13, vs. Illinois (Feb. 17, 2012)
Fielding chances: 3, vs. Gonzaga (Mar. 19, 2011)
Putouts: 1, four times (last time at Villanova, May 4, 2012)
Assists: 2, twice (last time vs. Western Michigan, Apr. 11, 2012)
Runners CS: 1, three times (last time vs. Pittsburgh, Mar. 23, 2012)
Winning Streak: 4, May 21, 2011 - Current

SLANIA'S BIG EAST CAREER HIGHS

Innings Pitched (starter): None
Innings Pitched (reliever): 3.1, at Louisville (May 21, 2011)
Walks allowed: 4, at USF (Mar. 30, 2012)
Strikeouts: 3, three times (last time at Connecticut, May 18, 2012)
Batters faced: 12, at USF (Mar. 30, 2012)
Fielding chances: 2, at Villanova (May 4, 2012)
Putouts: 1, twice (last time at Villanova, May 4, 2012)
Assists: 1, six times (last time vs. Cincinnati, Apr. 15, 2012)
Runners CS: 1, vs. Pittsburgh (Mar. 23, 2012)

work as his opponents batted .207 ... struck out 11 and walked two ... went 2-2 with a 2.22 ERA and three saves in 18 appearances (all in relief) in day games ... allowed 24 hits in 24.1 innings of work as his opponents batted .267 ... struck out 10 and walked four ... went 0-1 with a 2.84 ERA and one save in five appearances (all in relief) in night games ... allowed four hits in 6.1 innings of work as his opponents batted .190 ... struck out 10 and walked five ... left-handed hitters batted .189 (7-for-37) ... right-handed hitters batted .284 (21-for-74) ... batters hit .183 (11-for-60) with runners on base ... batters hit .333 (17-for-51) with the bases empty ... batters hit .118 (4-for-34) with two outs (over 100 points lower than the Irish as a team) ... tossed a season-high 3.1 innings and blanked Louisville to help the Irish edge the Cardinals, 2-1, and secure a spot into the 2011 BIG EAST Tournament ... picked up the victory in relief against Seton Hall on May 1 with 2.1 innings of solid relief (allowed a run on three hits with one strikeout and one walk) ... registered saves against UAB on Mar. 12, Georgetown on Mar. 26, Central Michigan on Mar. 29 and West Virginia on May 26 ... did not allow a run over each of his first four career outings ... made eight consecutive appearances without allowing a run against Gonzaga on Mar. 19 (2.0 IP), Gonzaga on Mar. 20 (1.0 IP), Georgetown on Mar. 26 (1.0 IP), Central Michigan on Mar. 29 (1.0 IP), Pittsburgh on Apr. 1 (0.2 IP), Western Michigan on Apr. 6 (0.2 IP), Connecticut on Apr. 10 (1.0 IP) and West Virginia on Apr. 17 (1.0 IP) ... scoreless streak reached 10.0 innings ... walked two guys over his first 20.1 innings of work ... struggled with command against Michigan on May 4 with four walks (allowed two earned runs on two hits in 2.0 innings of work; also struck out season-high four) ... had just one other outing with more than one free pass.

PREP & PERSONAL: Lettered four years in baseball for head coach Danny Preble ... versatile athlete earned letters in baseball and football ... served as the Salpointe Catholic High School Senior Class President ... as a junior in baseball, was named all-Southern Arizona Honorable Mention and coaches' SA Southern Region I All-Stars First Team ... captured the Dr. Voie Stuart Chase Coy Scholar Athlete Award and Catholic Schools Week Award ... member of the National Honor Society and honor roll ... batted .344 with eight home runs and 25 RBI ... posted a 4.94 ERA with 42 strikeouts (injury-hampered season) ... Salpointe Catholic H.S. Junior Class Athlete of the Year ... as a sophomore in baseball, named all-Southern Arizona Honorable Mention and coaches' SA Southern Region I All-Stars First Team ... captured the Dr. Voie Stuart Chase Coy Scholar Athlete Award in both baseball and football, as well as the Leonardo Da Vinci Humanities Award ... member of the Arizona Boys' State Delegate and Student Council ... batted .389 with five home runs and 29 RBI, posted a 4.96 ERA in 62.1 innings of work ... as a freshman, earned the Dr. Voie Stuart Chase Coy Scholar Athlete Award in both baseball and football ... born May 24, 1992, in Phoenix, Ariz. ... son of Michael and Jody Slania ... has a brother, Matthew ... full name is Daniel Alexander Slania ... enrolled in Mendoza College of Business as a information technology management major.

#1 DONNIE HISSA

Iron River, WI/Maple Northwestern



JR RHP R/R 6-7 230

AT NOTRE DAME: Two-year monogram winner that enters junior season with a 6.55 career ERA and 1-1 record, plus 38 strikeouts, 15 walks and 44 hits allowed (.303 opponent batting average) in 30 appearances (no starts) and 34.1 innings (no home runs allowed) ... in BIG EAST games, owns a 3.29 career ERA and 0-0 record, plus 12 strikeouts, six walks and 13 hits allowed (.241 opponent batting average) in 15 appearances (no starts) and 13.2 innings ... averaging 9.96 strikeouts and 3.93 walks per 9.0 innings pitched as well as a 2.53 strikeout-to-walk ratio in his career ... pitched exclusively out of Irish bullpen as a freshman and sophomore ... will likely serve as a middle to late innings reliever ... extremely athletic for his size ... an all-state defensive end in football and got numerous scholarship offers in basketball as well ... adopted a change to his delivery during fall practice and pitches more from a 3/4 arm slot ... did not allow an earned run with an over-powering fast ball, but has added velocity with major work in the strength and conditioning area ... has topped out in the mid-90's ... carried a 3.300 cumulative GPA into the '13 spring semester.

HONORS & AWARDS: BIG EAST Academic All-Star (2011, 2012).

SOPHOMORE SEASON (2012): Made 25 appearances out of the Irish bullpen – fourth most of any pitcher on the staff ... went 1-1 with a 5.27 earned run average in 27.1 innings of work ... allowed 31 hits as his opponents batted .282 ... struck out 31 and walked 12 ... averaged 10.08 strikeouts and 3.95 walks per nine innings ... posted a 2.58 strikeout-to-walk ratio ... Notre Dame posted a 7-18 record when Hissa pitched ... did not allow an earned run in 18 of 25 appearances ... inherited 17 base runners upon entering the game and allowed nine to score ... went 0-0 with a 3.97 ERA in 13 appearances (all in relief) in BIG EAST action ... allowed 13 hits in 13.2 innings of work as his opponents batted .241 ... struck out 13 and walked six ... went 1-1 with a 6.19 ERA in 12 appearances (all in relief) in non-conference action ... allowed 19 hits in 16.0 innings of work as his opponents batted .292 ... struck out 19 and walked six ... went 0-0 with a 12.27 ERA in one appearance (in relief) in BIG EAST tournament action ... allowed six hits in 2.2 innings of work as his opponents batted .400 ... struck out two and walked one ... went 0-1 with a 3.86 ERA in seven appearances (all in relief) in the month of March ... allowed seven hits in 7.0 innings of work as his opponents batted .250 ... struck out eight and walked five ... went 1-0 with a 1.54 ERA in 11 appearances (all in relief) in the month of April ... allowed eight hits in 11.2 innings of work as his opponents batted .190 ... struck out 18 and walked four ... went 0-0 with a 11.42 ERA in seven appearances (all in relief) in the month of May ... allowed 16 hits in 8.2 innings of work as his opponents batted .400 ... struck out five and walked three ... went 1-0 with a 1.93 ERA in 12 appearances (all in relief) in home games ... allowed 10 hits in 14.0 innings of work as his opponents batted .200 ... struck out 20 and walked six ... went 0-0 with a 6.75 ERA in 10 appearances

(all in relief) in away games ... allowed 11 hits in 6.2 innings of work as his opponents batted .355 ... struck out six and walked three ... went 0-1 with a 10.80 ERA in three appearances (all in relief) in neutral site games ... allowed 10 hits in 6.2 innings of work as his opponents batted .345 ... struck out five and walked three ... went 1-0 with a 2.70 ERA in seven appearances (all in relief) in Irish victories ... allowed six hits in 6.2 innings of work as his opponents batted .240 ... struck out nine and walked three ... went 0-1 with a 6.19 ERA in 13 appearances (all in relief) in day games ... allowed 21 hits in 16.0 innings of work as his opponents batted .313 ... struck out 17 and walked eight ... went 1-0 with a 3.97 ERA in 12 appearances (all in relief) in night games ... allowed 10 hits in 11.1 innings of work as his opponents batted .233 ... struck out 14 and walked four ... left-handed hitters batted .263 (5-for-19) ... right-handed hitters batted .286 (26-for-91) ... batters hit .321 (17-for-53) with runners on base ... batters hit .246 (14-for-57) with the bases empty ... batters hit .333 (15-for-45) with two outs ... made 10 straight relief appearances without giving up an earned run (Mar. 20 – Apr. 15) ... struck out multiple batters in 10 of 31 outings ... picked up first career first career victory on Apr. 3 against Toledo (1.1 IP, 1 H, 0 R, 3 K, 0 BB) ... struck out season-high four batters against Western Michigan (Apr. 11) and St. John's (Apr. 29).

FRESHMAN SEASON (2011): Made five appearances out of the Irish bullpen ... went 0-0 with a 11.57 earned run average in 7.0 innings of work ... allowed 13 hits as his opponents batted .371 ... struck out seven and walked three ... averaged 9.00 strikeouts and 3.86 walks per nine innings ... posted a 2.3 strikeout-to-walk ratio ... Notre Dame posted a 1-4 record when Hissa pitched ... did not allow a run in four of five appearances ... inherited five base runners upon entering the game and did not allow one to score ... retired three of the five first batters he faced ... went 0-0 with a 0.00 ERA in two appearances (all in relief) in BIG EAST action ... allowed one hit in 2.1 innings of work as his opponents batted .111 ... struck out one and walked none ... left-handed hitters batted .389 (7-for-18) ... right-handed hitters batted .353 (6-for-17) ... batters hit .280 (7-for-25) with runners on base ... batters hit .600 (6-for-10) with the bases empty ... batters hit .182 (2-for-11) with two outs (over 50 points lower than the Irish as a team) ... tossed a season-high 2.0 scoreless innings in rout of Purdue on Feb. 19 ... allowed one unearned run and struck out three in 1.2 innings of relief against Iowa on Mar. 18 ... tossed 1.0 scoreless innings of relief against St. John's on Apr. 21 ... worked 1.1 scoreless and hitless innings of relief against Louisville on May 19 ... roughed up for nine runs, all earned, on 10 hits in 1.0 inning of work against Michigan State on May 17.

PREP & PERSONAL: Lettered four years in baseball for head coach Steve Lahti ... versatile athlete earned letters in baseball, football and basketball ... as a junior, was named first team all-conference, Daily Telegram Player of the Year and Maple Northwestern Most Valuable Player ... pitched 58.0 innings and struck out 91 batters ... led team with a .405 batting average ... in basketball, was named first team all-conference, Daily Telegram All-Area Team and Maple Northwestern Most Valuable Player ... in football, was named first team all-state as a defensive lineman, first team all-conference as a tight end, first team all-conference as a defensive lineman, Maple Northwestern Outstanding Lineman, Daily Telegram All-Area Team and Duluth News Tribune All-Area Team ... as a sophomore, was named second team all-conference and Daily Telegram All-Area Team in basketball ... as a freshman, earned honorable mention all-conference and Daily Telegram All-Area Team in baseball ... born January 9, 1992 ... son of John and Gina Hissa ... has a sister, Nicole, and brother, Timothy ... full name is Donald Allen Hissa ... enrolled in Mendoza College of Business as a finance major.

HISSA'S OVERALL STATS

YEAR	ERA	W-L	APP	GS	CG	SHO	SV	IP	H	R	ER	BB	SO	2B	3B	HR	BF	BAVG	WP	HBP	BK	SFA	SHA
2011	11.27	0-0	5	0	0	0/0	0	7.0	13	10	9	3	7	3	0	0	38	.371	0	0	0	0	0
2012	5.27	1-1	25	0	0	0/0	0	27.1	31	19	16	12	31	4	1	0	130	.282	8	5	0	3	0
TOTAL	6.55	1-1	30	0	0	0/0	0	34.1	44	29	25	15	38	7	1	0	168	.303	8	5	0	3	0

HISSA'S BIG EAST STATS

YEAR	ERA	W-L	APP	GS	CG	SHO	SV	IP	H	R	ER	BB	SO	2B	3B	HR	BF	BAVG	WP	HBP	BK	SFA	SHA
2011	0.00	0-0	2	0	0	0/0	0	2.1	1	0	0	0	1	0	0	0	9	.111	0	0	0	0	0
2012	3.97	0-0	13	0	0	0/0	0	11.1	12	6	5	6	12	3	0	0	53	.267	4	2	0	0	0
TOTAL	3.29	0-0	15	0	0	0/0	0	13.2	13	6	5	6	13	3	0	0	62	.241	4	2	0	0	0

HISSA'S CAREER STATS VS. BIG EAST (INCLUDES POSTSEASON)

TEAM	ERA	W-L	APP	GS	CG	SHO	SV	IP	H	R	ER	BB	SO	2B	3B	HR	BF	BAVG	WP	HBP	BK	SFA	SHA
Cincinnati	0.00	0-0	3	0	0	0/0	0	1.2	2	0	0	1	3	0	0	0	8	.286	2	0	0	0	0
Connecticut	5.40	0-0	2	0	0	0/0	0	1.2	3	1	1	0	0	1	0	0	9	.375	0	1	0	0	0
Georgetown	18.00	0-0	1	0	0	0/0	0	1.0	2	2	2	1	0	1	0	0	6	.400	1	0	0	0	0
Louisville	0.00	0-0	1	0	0	0/0	0	1.1	0	0	0	0	0	0	0	0	5	.000	0	0	0	0	0
Pittsburgh	0.00	0-0	1	0	0	0/0	0	1.0	0	0	0	2	2	0	0	0	5	.000	0	1	0	0	0
Rutgers	0.00	0-0	1	0	0	0/0	0	0.2	2	1	0	1	0	0	0	0	5	.500	0	0	0	0	0
Seton Hall	0.00	0-0	2	0	0	0/0	0	0.2	1	0	0	1	1	0	0	0	3	.333	1	0	0	0	0
St. John's	5.00	0-0	4	0	0	0/0	0	9.0	7	5	5	1	9	1	0	0	36	.219	0	1	0	2	0
Villanova	54.00	0-0	1	0	0	0/0	0	0.1	2	2	2	0	0	1	0	0	3	.667	0	0	0	0	1

HISSA'S OVERALL CAREER HIGHS

Innings pitched (starter): None
Innings pitched (reliever): 3.2, vs. St. John's (May 23, 2012)
Walks allowed: 2, vs. Pittsburgh (Mar. 25, 2012)
Strikeouts: 4, twice (last time vs. St. John's, Apr. 29, 2012)
Batters faced: 19, vs. St. John's (May 23, 2012)
Fielding chances: 2, vs. St. John's (May 23, 2012)
Putouts: 1, St. John's (Apr. 29, 2012)
Assists: 2, vs. St. John's (May 23, 2012)
Runners CS: 1, three times (last time at Connecticut, May 17, 2012)
Winning streak: None

HISSA'S BIG EAST CAREER HIGHS

Innings pitched (starter): None
Innings pitched (reliever): 3.2, vs. St. John's (May 23, 2012)
Walks allowed: 2, vs. Pittsburgh (Mar. 25, 2012)
Strikeouts: 4, vs. St. John's (Apr. 29, 2012)
Batters faced: 19, vs. St. John's (May 23, 2012)
Fielding chances: 2, vs. St. John's (May 23, 2012)
Putouts: 1, St. John's (Apr. 29, 2012)
Assists: 2, vs. St. John's (May 23, 2012)
Runners CS: 1, at Connecticut (May 17, 2012)



#7 ERIC JAGIELO

Downers Grove, IL/Downers Grove North



JR

INF/OF

L/R

6-3

215

AT NOTRE DAME: Two-year monogram winner enters his junior season with a .291 career batting average, 18 home runs and 71 RBI ... has added 65 runs scored, 28 doubles, one triple, 53 walks, 10 hit by pitch, three sacrifice flies, five sacrifice bunts and nine stolen bases (18 attempts) in 111 games (111 starts) ... in BIG EAST games, owns a career .279 batting average with six home runs and 25 RBI ... has added 31 runs scored, 11 doubles, 29 walks, one sacrifice fly, one sacrifice bunt and five stolen bases (12 attempts) in 52 games (53 starts) ... has started all 101 career games and batted third entire career ... teams with fellow junior Trey Mancini as the only returning duo in the NCAA with 12 or more home runs in 2012 and the only duo in the BIG EAST with 10 or more home runs each last season ... has split time between the infield and outfield over his first two years, but will concentrate on third base this spring ... has an extremely bright future in baseball ... advanced approach at the plate ... above-average defender ... emerged from the Notre Dame camp as one of the top left-handed power hitters in the country ... without question a middle of the order type hitter ... not only displays power potential, but can run and is a quality contact hitter that can swing from corner to corner of the outfield.

HONORS & AWARDS: Rated as the No. 1 MLB prospect in the BIG EAST by *Baseball America* and Perfect Game for the 2013 MLB draft ... rated as the No. 30 overall MLB prospect by *Baseball America* and No. 41 by Perfect Game ... rated as the No. 20 overall college prospect by *Baseball America* ... rated as the No. 15 MLB prospect from the junior class by *Baseball America* and No. 24 by Perfect Game ... rated as the No. 49 overall player by MLB.com ... 2013 Golden Spikes Award watch list ... 2013 Preseason *Baseball America* Third Team All-American ... 2013 Preseason Coaches First Team All-BIG EAST ... 2013 Preseason Perfect Game First Team All-BIG EAST ... 2012 Cape Cod League Post-Season All-League ... 2012 Cape Cod Baseball League All-Star ... 2012 Cape Cod League Home Run Derby participant ... 2012 BIG EAST Second Team All-BIG EAST ... 2012 College Sports Madness First Team All-BIG EAST ... 2012 ABCA/Rawlings NCAA Division I Second Team Mid-East All Region ... 2011 New England Collegiate Baseball League All-Star.

SOPHOMORE SEASON (2012): Appeared in and started all 58 games, including 45 at third base, six in left field and five in right field ... batted .310 (71-for-229) with 33 runs scored, 15 doubles, 13 home runs and 43 RBI ... added 28 walks, eight hit by pitch, three sacrifice flies, one sacrifice bunt and four stolen bases in eight attempts ... recorded 125 total bases, posted a .546 slugging percentage and .399 on-base percentage ... posted a .899 fielding percentage ... committed 16 errors on 158 fielding chances with 83 assists, 59 putouts and participated in six double plays ... ranked among the top 10 in the BIG EAST in home runs (second), slugging (fourth), total bases (fifth), total plate appearances (t-ninth) ... in BIG EAST games only, ranked tied for third in

home runs (five) and tied for eighth in walks (14) ... led Notre Dame in slugging, doubles, home runs, total bases and walks ... started all 27 BIG EAST games ... batted .284 (29-for-102) with 16 runs scored, five doubles, five home runs and 16 RBI ... added 14 walks, seven hit by pitch, one sacrifice fly and two stolen bases in four attempts ... recorded 49 total bases, posted a .480 slugging percentage and .403 on-base percentage ... hit .331 (42-for-147) with 17 runs scored, 10 doubles, eight home runs, 27 RBI, 14 walks, one hit by pitch, two sacrifice flies, one sacrifice bunt and two stolen bases (in four attempts) in non-conference games ... batted .214 (3-for-14) with two runs scored, two home runs, two RBI, two walks, one sacrifice bunt and one stolen base (in one attempt) in the BIG EAST tournament ... batted .423 (11-for-26) with four runs scored, two doubles, one home run, seven RBI, five walks, one hit by pitch and no stolen bases (no attempts) in the month of February ... batted .316 (24-for-76) with 13 runs scored, five doubles, four home runs, 15 RBI, six walks, four hit by pitch, one sacrifice fly and two stolen bases (in five attempts) in the month of March ... batted a team-best .344 (22-for-64) with 11 runs scored, six doubles, five home runs, 13 RBI, 13 walks, three hit by pitch and no stolen bases (in one attempt) in the month of April ... batted .222 (14-for-63) with five runs scored, two doubles, three home runs, eight RBI, four walks, two sacrifice flies, one sacrifice bunt and one stolen base (in one attempt) in the month of May ... batted .324 (22-for-68) with 11 runs scored, six doubles, four home runs, 14 RBI, 12 walks, four hit by pitch, two sacrifice flies and two stolen bases (in three attempts) in home games ... batted .264 (24-for-91) with 12 runs scored, five doubles, four home runs, 12 RBI, eight walks, three hit by pitch, one sacrifice fly and no stolen bases (in one attempt) in away games ... batted .357 (25-for-70) with 10 runs scored, four doubles, five home run, 17 RBI, eight walks, one hit by pitch, one sacrifice bunt and two stolen bases (in four attempts) in neutral-site games ... batted .366 (45-for-123) with 24 runs scored, 10 doubles, nine home runs, 31 RBI, 15 walks, five hit by pitch, two sacrifice flies, one sacrifice bunt and four stolen bases (in six attempts) in Irish victories ... batted .295 (44-for-149) with 21 runs scored, seven doubles, seven home runs, 26 RBI, 17 walks, three hit by pitch, two sacrifice flies, one sacrifice bunt and three stolen bases (in six attempts) in day games ... batted .338 (27-for-80) with 12 runs scored, eight doubles, six home runs, 17 RBI, 11 walks, three hit by pitch, one sacrifice fly and one stolen base (in two attempts) in night games ... batted .290 (18-for-62) against left-handed pitching ... hit .317 (53-for-167) against right-handed pitching ... batted .330 (37-for-112) with runners on base ... batted .291 (34-for-117) with the bases empty ... went 2-for-4 (.500) with the bases loaded ... reached base 20 times in 48 opportunities (.417) when leading off an inning ... hit .299 (20-for-67) with runners in scoring position ... successful on eight of 13 RBI opportunities with a runner on third base and less than two outs ... totaled team-high 16 RBI and batted .274 (23-for-84) with two outs ... advanced 66 base runners on 128 attempts, good for a percentage of .516 ... registered 20 multi-hit games, including eight three-hit contests against Illinois (Feb. 17), Iowa (Feb. 18), Michigan (Mar. 11), Houston Baptist (Mar. 15), Kansas (Mar. 16), Georgetown (Mar. 20) and at Georgetown (Apr. 20, 21) ... recorded a 11 multi-RBI games, including a five-RBI contest at Georgetown-1 (Apr. 20), a four-RBI game vs. Houston Baptist (Mar. 15) and a trio of three-RBI outings against Hofstra-2 (Feb. 25), at USF (Mar. 31) and Cincinnati (Apr. 13) ... registered a season-long seven-game hitting streak (Feb. 17-Mar. 22) ... reached base safely in season-high 36 consecutive games (Mar. 14-May 11) ... Notre Dame went 31-27 when Jagielo started (24-21 at third base, 5-1 in left field and 1-4 in right field) ... the Irish went 31-27 when Jagielo hit third ... opened the season with back-to-back three-hit games (Illinois, Feb. 17; Iowa, Feb. 18) ... drilled a three-run home run, his second of the day, to break open a 2-2 tie in the top of the ninth inning as Notre Dame knocked off Georgetown-1 (Apr. 20) ... provided all of the Irish offense ... went 3-for-5 with two home runs and five RBI; added a two-run round tripper in the top

JAGIELO'S OVERALL STATS

YEAR	AVG	GP-GS	AB	R	H	2B	3B	HR	RBI	TB	SLG%	BB	HBP	SO	GDP	OB%	SF	SH	SB-ATT	PO	A	E	FLD%
2011	.269	56-56	201	32	54	13	1	15	28	84	.418	25	2	30	3	.355	0	4	5-10	132	4	5	.965
2012	.310	58-58	229	33	71	15	0	13	43	125	.546	28	8	34	3	.399	3	1	4-8	59	83	16	.899
TOTAL	.291	111-111	430	65	125	28	1	18	71	209	.486	53	10	64	6	.379	5	5	9-18	191	87	21	.930

JAGIELO'S BIG EAST STATS

YEAR	AVG	GP-GS	AB	R	H	2B	3B	HR	RBI	TB	SLG%	BB	HBP	SO	GDP	OB%	SF	SH	SB-ATT	PO	A	E	FLD%
2011	.275	26-26	102	15	28	6	0	1	9	37	.363	15	0	12	3	.368	0	1	3-8	48	1	2	.961
2012	.284	27-27	102	16	29	5	0	5	16	49	.480	14	7	16	2	.403	1	0	2-4	31	45	10	.884
TOTAL	.279	53-53	204	31	57	11	0	6	25	86	.422	29	7	28	5	.386	1	1	5-12	79	46	12	.912

JAGIELO'S CAREER STATS VS. BIG EAST (INCLUDES POSTSEASON)

TEAM	AVG	GP-GS	AB	R	H	2B	3B	HR	RBI	TB	SLG%	BB	HBP	SO	GDP	OB%	SF	SH	SB-ATT	PO	A	E	FLD%
Cincinnati	.308	3-3	13	1	4	0	0	1	4	7	.538	1	1	2	1	.400	0	0	0-0	17	1	0	1.000
Connecticut	.258	8-8	31	3	8	1	0	1	4	12	.387	3	0	7	0	.324	0	0	0-0	7	2	2	.818
Georgetown	.458	6-6	24	8	11	4	0	2	5	21	.875	4	0	3	0	.536	0	0	0-2	13	5	1	.947
Louisville	.308	3-3	13	0	4	0	0	0	0	4	.308	0	0	0	0	.308	0	0	0-1	4	1	0	1.000
Pittsburgh	.400	6-6	20	6	8	1	0	0	1	9	.450	4	3	1	0	.556	0	1	2-3	5	1	3	.667
Rutgers	.172	7-7	29	1	5	2	0	0	0	3	.241	2	0	4	0	.219	1	0	1-4	12	2	0	.889
Seton Hall	.231	7-7	26	2	6	1	0	1	2	10	.385	4	2	6	1	.375	0	1	1-2	8	9	1	.944
St. John's	.240	7-7	25	3	6	1	0	2	2	13	.520	4	0	6	1	.345	0	0	0-1	7	13	2	.909
USF	.273	6-6	22	7	6	0	0	2	9	12	.545	5	1	4	1	.429	0	0	0-0	8	5	0	1.000
Villanova	.154	3-3	13	1	2	0	0	0	0	2	.154	1	0	1	1	.214	0	0	0-0	2	6	1	.889

of the third inning ... homered against Hofstra-2 (Feb. 25), Michigan (Mar. 11), UTSA (Mar. 14), Eastern Michigan (Mar. 20), at USF (Mar. 31), Toledo (Apr. 3), Cincinnati (Apr. 13), at Georgetown-1 (Apr. 20; 2), St. John's-2 (Apr. 27), at Northwestern (May 15), Seton Hall (May 25) and St. John's (May 26).

FRESHMAN SEASON (2011): Appeared and started all 53 games for the Irish, 30 in left field, 15 in center field, six at first base and two at third base ... first Notre Dame rookie to start at first base in a season opener since Feb. 23, 1989 ... first Irish rookie to bat third in a season opener since at least 1988 ... batted .269 (54-for-201) with 32 runs scored, 13 doubles, one triple, five home runs and 28 RBI ... added 25 walks, two hit by pitch, four sacrifice bunts and five stolen bases in 10 attempts ... recorded 84 total bases, posted a .418 slugging percentage and .355 on-base percentage ... posted a .965 fielding percentage ... committed five errors on 141 fielding chances with four assists, 132 putouts and participated in two double plays ... ranked first in walks, first in total plate appearances, first in at bats, tied for first in games played, tied for first in games started, second in slugging percentage, second in runs scored, second in hits, second in RBI, second in doubles, second in home runs, second in total bases, third in hitting, third in on-base percentage, third in stolen bases and third in stolen base attempts ... started all 26 BIG EAST games ... batted .275 (28-for-102) with 15 runs scored, six doubles, one home run and nine RBI ... added 15 walks, one sacrifice bunt and three stolen bases in eight attempts ... recorded 37 total bases, posted a .363 slugging percentage and .368 on-base percentage ... hit .263 (26-for-99) with 17 runs scored, seven doubles, one triple, four home runs, 19 RBI, 10 walks, three sacrifice bunts and two stolen bases in two attempts in non-conference games ... batted .208 (5-for-24) with five runs scored, one triple, four RBI, one walk and two sacrifice bunts in the month of February ... hit .317 (19-for-60) with 10 runs scored, eight doubles, two home runs, nine RBI, nine walks, one sacrifice bunt and two stolen bases in four attempts in the month of Mar. ... batted .296 (16-for-54) with nine runs scored, four doubles, three RBI, eight walks, one sacrifice bunt and three stolen bases in five attempts in the month of Apr. ... hit .222 (14-for-63) with eight runs scored, one double, three home runs, 12 RBI and seven walks in the month of May ... batted .274 (20-for-73) with 17 runs scored, seven doubles, two home runs, nine RBI, 14 walks and three stolen bases in six attempts in home games ... hit .258 (17-for-66) with five runs scored, four doubles, one home run, five RBI, four walks, one sacrifice bunt and one stolen base in three attempts in road games ... batted .270 (24-for-89) with 21 runs scored, five doubles, one triple, two home runs, 16 RBI, 15 walks and three stolen bases in six attempts in Irish victories ... hit .243 (36-for-148) with 22 runs scored, nine doubles, one triple, three home runs, 21 RBI, 20 walks, four sacrifice bunts and one stolen base in three attempts in day games ... batted .340 (18-for-53) with 10 runs scored, four doubles, two home runs, seven RBI, five walks and four stolen bases in seven attempts in night games ... batted .234 (15-for-64) against left-handed pitching ... hit .285 (39-for-137) against right-handed pitching ... batted .294 (25-for-85) with runners on base ... batted .250 (29-for-116) with the bases empty ... went 1-for-7 (143) with the bases loaded ... reached base 19 times in 46 opportunities (.413) when leading off an inning ... hit .356 (21-for-59) with runners in scoring position ... successful on five of nine RBI opportunities with a runner on third base and less than two outs ... advanced 48 base runners on 96 attempts, good for a percentage of .500 ... totaled 10 RBI and batted .173 (13-for-75) with two outs ... registered 15 multi-hit games, including a three-hit contest against Louisville on May 19 and four-hit outing against Purdue on Feb.



JAGIELLO'S OVERALL CAREER HIGHS

Hits: 4, vs. Purdue (Feb. 19, 2011)
Doubles: 2, four times (last time vs. Houston Baptist, Mar. 15, 2012)
Triples: 1, vs. Purdue (Feb. 19, 2011)
Home runs: 2, at Georgetown (Apr. 20, 2012)
Total bases: 9, at Georgetown (Apr. 20, 2012)
RBI: 5, at Georgetown (Apr. 20, 2012)
Runs: 3, three times (last time at Georgetown, Apr. 21, 2012)
Walks: 3, three times (last time vs. Toledo, Apr. 3, 2012)
Hit by pitch: 2, twice (last time at Seton Hall-1, Apr. 5, 2011)
Struck out: 3, vs. St. John's (May 23, 2012)
Sac flies: 1, three times (last time vs. Rutgers, May 13, 2012)
Sac bunts: 1, four times (last time vs. Seton Hall, May 25, 2012)
At-bats: 6, twice (last time vs. Illinois, Feb. 17, 2012)
Stolen bases: 2, vs. West Virginia (Apr. 15, 2011)
Caught stealing: 1, 10 times (last time at Seton Hall-2, Apr. 5, 2012)
Fielding chances: 12, vs. Manhattan (Mar. 5, 2011)
Putouts: 12, vs. Manhattan (Mar. 5, 2011)
Assists: 7, vs. Butler (May 1, 2012)
On-Base Streak: 36, Mar. 14 – May 11, 2012
Hitting streak: 7, Feb. 17 – Mar. 2, 2012

JAGIELLO'S BIG EAST CAREER HIGHS

Hits: 3, four times (last time at Georgetown, Apr. 21, 2012)
Doubles: 2, vs. Georgetown (Mar. 27, 2011)
Triples: None
Home runs: 2, at Georgetown-1 (Apr. 20, 2012)
Total bases: 9, at Georgetown-1 (Apr. 20, 2012)
RBI: 5, at Georgetown-1 (Apr. 20, 2012)
Runs: 3, twice (last time at Georgetown, Apr. 21, 2012)
Walks: 3, twice (last time vs. USF-1, May 14, 2011)
Hit by pitch: 2, twice (last time at Seton Hall-1, Apr. 5, 2012)
Struck out: 3, vs. St. John's (May 23, 2012)
Sac flies: 1, vs. Rutgers (May 13, 2012)
Sac bunts: 1, twice (last time vs. Seton Hall, May 25, 2012)
At-bats: 5, 13 times (last time vs. Rutgers, May 12, 2012)
Stolen bases: 2, vs. West Virginia (Apr. 15, 2011)
Caught stealing: 1, eight times (last time at Seton Hall-2, Apr. 5, 2012)
Fielding chances: 8, vs. Cincinnati (Apr. 14, 2012)
Putouts: 7, twice (last time vs. Cincinnati, Apr. 14, 2012)
Assists: 5, vs. St. John's (Apr. 27, 2012)

19 ... recorded eight multi-RBI game ... registered a season-long eight-game hitting streak (Mar. 27 - Apr. 8) ... reached base safely in 22 consecutive games (Mar. 4 - Apr. 8), tops on the team ... Notre Dame went 23-29-1 when Jagiello started, including 3-3 at first base, 0-2 at third base, 13-16-1 in left field and 7-8 in center field ... the Irish went 23-29-1 when Jagiello batted third ... went 4-for-6 with two runs scored, four RBI (career-high) and a triple against Purdue on Feb. 19 ... went 2-for-4 with a home run, two runs scored and four RBI (equalled career-high) against USF on May 13 ... drove in two against Manhattan (Mar. 4), Winthrop (Mar. 5), Kent State (Mar. 13), Michigan State (May 17) and Connecticut (May 25) ... smacked a go-ahead, two-run home run in the bottom of the eighth inning to help Irish edge NCAA regional qualifier Kent State, 2-1, on Mar. 13 ... had a career-best two doubles against Gonzaga on Mar. 20 and Georgetown on Mar. 27 ... delivered a two-out, walk-off RBI single in the bottom of the 12th inning to give the Irish a 2-1 victory over Seton Hall on Apr. 30 ... drilled a two-run home run in the top of the eighth inning against NCAA super regional qualifier and BIG EAST regular season champion UConn to give the Irish a 2-1 lead on May 25.

PREP & PERSONAL: Lettered four years in baseball for head coach Chad Isaacson ... drafted by the Chicago Cubs in the 50th round of the 2010 MLB June Amateur Draft ... as a senior, batted .585 with 16 home runs, 17 doubles, 47 RBI, 52 runs scored (all school records) ... registered a .676 on-base percentage and 1.137 slugging percentage ... did not sacrifice contact for power, striking out just four times all season ... named first team all-state ... as a junior, was ranked No. 314 overall and No. 8 in the state of Illinois by PGCrossChecker.com, but was limited by injury to 34 at-bats ... member of the National Honor Society ... named all-conference and all-area ... as a sophomore, batted .417 with 37 runs scored, 16 doubles, one triple, seven home runs, 30 RBI and an on-base percentage of .557 ... born May 17, 1992, in Hinsdale, Ill. ... son of Stephen and Cindy Jagiello ... has a brother, Daniel, and two sisters, Anneliese and Claire ... full name is Eric Stephen Jagiello ... enrolled in Mendoza College of Business as a management consulting major.

#30
FORREST
JOHNSON



Hudson, OH/Hudson

JR	C	R/R	6-2	205
----	---	-----	-----	-----

AT NOTRE DAME: Has played in one career game at Notre Dame ... above average defensive catcher ... needs to develop as a hitter ... solid catch and throw player ... best baseball is definitely ahead of him ... tough, hard-nosed player ... improved more than possible any player on the Irish roster from the end of last season ... similar in terms of work ethic, desire to succeed and competitiveness to older brother, Cole, who graduated in 2011 as a four-year monogram winner ... carried a 3.283 cumulative GPA into the '12 spring semester ... registered a 3.611 GPA over a team-high 18 credit hours in the '12 fall semester.

- HONORS & AWARDS:** BIG EAST Academic All-Star (2011).
SOPHOMORE SEASON (2012): Did not see any game action.
FRESHMAN SEASON (2011): Appeared in one game as a defensive substitute against Seattle on Feb. 26.

PREP & PERSONAL: Lettered three years in baseball for head coach Chuck Shilling ... earned three letters in football ... as a junior, earned letters in football and baseball ... named first team all-conference and the Hudson High School Defensive Player of the Year ... earned the Northern Ohio Conference Scholar Athlete Award (in both baseball and football), Hudson High School Scholar Athlete Award (in both baseball and football) and West Point Leadership Award ... member of the high school's Fellowship of Christian Athletes and United States Military Academy ... as a sophomore, earned letters in both football and baseball ... named second team all-conference ... earned the Northern Ohio Conference Scholar Athlete Awards and Hudson High School Scholar Athlete Awards (in both baseball and football) ... member of the high school's Fellowship of Christian Athletes ... as a freshman, earned the Hudson High School Scholar Athlete Awards (in both baseball and football) ... born February 13, 1992 ... son of Doug and Suzy Johnson ... brother, Cole, was a four-year monogram winner at Notre Dame (2008-11) and current member of the Minnesota Twins organization, and sister, Paige ... full name is Forrest Douglas Johnson ... enrolled in Mendoza College of Business as a marketing major.



JOHNSON'S OVERALL STATS																							
YEAR	AVG	GP-GS	AB	R	H	2B	3B	HR	RBI	TB	SLG%	BB	HBP	SO	GDP	OB%	SF	SH	SB-ATT	PO	A	E	FLD%
2011	.000	1-0	0	0	0	0	0	0	0	0	.000	0	0	0	0	.000	0	0	0-0	0	0	0	.000
2012																							
-- DID NOT PLAY --																							
TOTAL	.000	1-0	0	0	0	0	0	0	0	0	.000	0	0	0	0	.000	0	0	0-0	0	0	0	.000

#3 TREY MANCINI



Winter Haven, FL/Winter Haven


JR	1B	R/R	6-5	205
----	----	-----	-----	-----

AT NOTRE DAME: Two-year monogram winner enters his junior season with a .320 career batting average, 21 home runs and 79 RBI ... has added 80 runs scored, 25 doubles, three triples, 41 walks, eight hit by pitch, six sacrifice flies, one sacrifice bunt and seven stolen bases (14 attempts) in 107 games (106 starts) ... in BIG EAST games, owns a career .295 batting average with 12 home runs and 39 RBI ... has added 38 runs scored, nine doubles, two triples, 22 walks, one sacrifice fly and three stolen bases (six attempts) in 51 games (51 starts) ... has batted cleanup in 93 of 106 career games started ... teams with fellow junior Eric Jagielo as the only returning duo in the NCAA with 12 or more home runs in 2012 and the only duo in the BIG EAST with 10 or more home runs each last season ... possesses a big, strong frame ... can hit for average as well as drive the ball to all parts of the field ... has hit every year, every level, wherever he has been ... big target at first base and surprisingly agile for his size from a defensive standpoint ... carried a 3.154 cumulative GPA into the '13 spring semester.

HONORS & AWARDS: Rated as the No. 7 MLB prospect in the BIG EAST by Perfect Game and No. 10 by Baseball America for the 2013 MLB draft ... rated as the No. 93 junior MLB prospect by Perfect Game ... 2013 Preseason Coaches First Team All-BIG EAST ... 2013 Preseason Perfect Game First Team All-BIG EAST ... 2012 BIG EAST Second Team All-BIG EAST ... 2012 All-BIG EAST Tournament team ... 2012 BIG EAST Tournament Home Run Derby champion ... BIG EAST Player of the Week (Apr. 23, 2012) ... BIG EAST Weekly Honor Roll (Feb. 27, 2012) ... 2011 First Team Louisville Slugger Freshman All-American ... 2011 First Team NCBA Freshman All-American ... 2011 BIG EAST Rookie of the Year ... 2011 Third Team All-BIG EAST ... BIG EAST Weekly Honor Roll (Feb. 21, 2011; April 11, 2011; May 9, 2011) ... CollegeBaseball360.com BIG EAST/Big Ten Challenge All-Tournament Team ... 2011 New England Collegiate Baseball League All-Star ... BIG EAST Academic All-Star (2011).

SOPHOMORE SEASON (2012): Appeared in and started 54 games (all at first base) ... batted .317 (.64-for-202) with 47 runs scored, 10 doubles, 12 home runs and 45 RBI ... added 22 walks, six hit by pitch, three sacrifice flies and three stolen bases in seven attempts ... recorded 110 total bases, posted a .545 slugging percentage and .395 on-base percentage ... posted a .992 fielding percentage ... committed four errors on 471 fielding chances with 40 assists, 427 putouts and participated in 52 double plays ... ranked among the top 10 in the BIG EAST in fielding double plays (first), home runs (t-third), fielding chances (fourth), putouts (t-fourth), slugging (fifth), runs scored (t-seventh) and RBI (t-seventh) ... in BIG EAST games only, ranked tied for third in home runs (five), seventh in fielding chances (215) and tied for eighth in putouts (191) ... led Notre Dame in runs scored and RBI ... started 25 BIG EAST games (missed two with injury) ... batted .269 (.25-for-93) with 18 runs scored, four doubles, five home runs and 17 RBI ... added eight walks, four hit by pitch and one stolen base in three attempts ... recorded 44 total bases, posted a .473 slugging percentage and .352 on-base percentage ... hit .358 (.39-for-109) with 29 runs scored, six doubles, seven home runs, 28 RBI, 14 walks, two hit by pitch, three sacrifice flies and two stolen bases (in four attempts) in non-conference games ... batted a team-best .462 (.6-for-13) with four runs scored, one RBI, three walks and one stolen base (one attempt) in the BIG EAST tournament ... batted .565 (.13-for-23) with 10 runs scored, three doubles, one home run, 12 RBI, four walks, one hit by pitch, two sacrifice flies and no

stolen bases (no attempts) in the month of February ... batted .276 (.21-for-76) with 15 runs scored, five doubles, three home runs, 11 RBI, five walks, one hit by pitch, one sacrifice fly and three stolen bases (in four attempts) in the month of March ... batted .250 (.11-for-44) with eight runs scored, one double, three home runs, nine RBI, eight walks, two hit by pitch and no stolen bases (in three attempts) in the month of April ... batted .322 (.19-for-54) with 14 runs scored, one double, five home runs, 13 RBI, five walks, two hit by pitch and two stolen bases (in three attempts) in the month of May ... batted .232 (.13-for-56) with 11 runs scored, three doubles, two home runs, 11 RBI, nine walks, one hit by pitch and no stolen bases (no attempts) in home games ... batted .301 (.25-for-83) with 18 runs scored, four doubles, seven home runs, 16 RBI, four walks, three hit by pitch and two stolen bases (in five attempts) in away games ... batted team-best .413 (.26-for-63) with 18 runs scored, three doubles, three home runs, 18 RBI, nine walks, two hit by pitch, three sacrifice flies and one stolen base (in one attempt) in neutral-site games ... batted .372 (.42-for-113) with 30 runs scored, seven doubles, eight home runs, 33 RBI, 12 walks, four hit by pitch, one sacrifice fly and two stolen bases (in four attempts) in Irish victories ... batted team-best .341 (.44-for-129) with 31 runs scored, six doubles, eight home runs, 33 RBI, 15 walks, four hit by pitch, three sacrifice flies and three stolen bases (in six attempts) in day games ... batted .274 (.20-for-73) with 16 runs scored, four doubles, four home runs, 12 RBI, seven walks, two hit by pitch and no stolen bases (in one attempt) in night games ... batted .340 (.18-for-53) against left-handed pitching ... hit .309 (.46-for-149) against right-handed pitching ...



MANCINI'S OVERALL STATS

YEAR	AVG	GP-GS	AB	R	H	2B	3B	HR	RBI	TB	SLG%	BB	HBP	SO	GDP	OB%	SF	SH	SB-ATT	PO	A	E	FLD%
2011	.323	53-52	189	33	61	15	3	9	34	109	.577	19	2	37	5	.385	3	1	4-7	394	36	6	.986
2012	.317	54-54	202	47	64	10	0	12	45	110	.545	22	6	37	8	.395	3	0	3-7	427	40	4	.992
TOTAL	.320	107-106	391	80	25	3	21	79	219	.560	.41	8	74	13	.390	.6	1	7-14	821	76	10	.989	

MANCINI'S BIG EAST STATS

YEAR	AVG	GP-GS	AB	R	H	2B	3B	HR	RBI	TB	SLG%	BB	HBP	SO	GDP	OB%	SF	SH	SB-ATT	PO	A	E	FLD%
2011	.320	26-26	97	20	31	5	2	7	22	61	.629	14	1	17	1	.407	1	0	2-3	237	27	3	.989
2012	.269	25-25	93	18	25	4	0	5	17	44	.473	8	4	25	3	.352	0	0	1-3	191	22	2	.991
TOTAL	.295	51-51	190	38	56	9	2	12	39	105	.553	22	5	42	4	.381	1	0	3-6	428	49	5	.990

MANCINI'S CAREER STATS VS. BIG EAST (INCLUDES POSTSEASON)

TEAM	AVG	GP-GS	AB	R	H	2B	3B	HR	RBI	TB	SLG%	BB	HBP	SO	GDP	OB%	SF	SH	SB-ATT	PO	A	E	FLD%
Cincinnati	.000	1-1	1	1	0	0	0	0	0	0	.000	0	1	0	0	.500	0	0	0-0	0	0	0	.000
Connecticut	.267	8-8	30	4	8	2	0	1	5	13	.433	1	2	11	0	.333	0	0	0-0	65	5	1	.986
Georgetown	.348	6-6	23	6	8	2	0	4	6	22	.957	2	0	3	0	.400	0	0	0-1	49	4	0	1.000
Louisville	.222	3-3	9	2	2	1	0	0	1	3	.333	2	0	0	0	.333	1	0	0-0	24	3	1	.964
Pittsburgh	.280	6-6	25	4	7	1	0	1	5	11	.440	3	0	7	0	.357	0	0	1-1	62	8	1	.986
Rutgers	.464	7-7	28	5	13	2	1	1	6	20	.714	4	0	3	0	.531	0	0	1-2	70	7	0	1.000
Seton Hall	.200	7-7	25	3	5	0	0	1	5	8	.320	4	1	4	0	.333	0	0	0-1	66	7	0	1.000
St. John's	.208	7-7	24	3	5	0	1	0	1	7	.292	3	0	5	1	.296	0	0	0-0	47	7	2	.964
USF	.261	6-6	23	7	6	1	0	2	6	13	.565	4	0	6	3	.370	0	0	1-1	51	6	0	1.000
Villanova	.500	3-3	12	5	6	0	0	1	4	9	.750	0	1	3	0	.538	0	0	1-1	17	5	0	1.000

batted .318 (34-for-107) with runners on base ... batted .316 (30-for-95) with the bases empty ... went 4-for-8 (.500) with the bases loaded ... reached base 22 times in 47 opportunities (.468) when leading off an inning ... hit .328 (21-for-64) with runners in scoring position ... successful on 13 of 18 RBI opportunities with a runner on hit base and less than two outs ... totaled 12 RBI and batted .273 (18-for-66) with two outs ... advanced 56 base runners on 115 attempts, good for a percentage of .487 ... registered 17 multi-hit games, including one four-hit contest against Illinois (Feb. 17) as well as seven three-hit outings against Hofstra-1 (Feb. 25), Hofstra (Feb. 26), Pittsburgh (Mar. 23), UIC (Mar. 27), at Georgetown-1 (Apr. 20), at Villanova (May 4) and St. John's (May 23) ... recorded a team-high 15 multi-RBI games, including a four-RBI contest at Northwestern (May 15) and a trio of three-RBI outings against Illinois (Feb. 17), Hofstra-1 (Feb. 25) and at Villanova (May 6) ... registered a season-long seven-game hitting streak (May 4-15) ... reached base safely in season-high nine consecutive games (May 4-18) ... Notre Dame went 30-24 when Mancini started (all at first base) ... the Irish went 30-24 when Mancini batted cleanup ... opened the season with a four-hit game, including three runs scored, three RBI and a home run against Illinois (Feb. 17) ... extended RBI streak to the first six games of the season, including three against Hofstra-1 (Feb. 25) and two against Purdue (Feb. 19) ... had 12 RBI over Notre Dame's first six games, which were the most for an Irish player since Ryan Topham had 12 to open the 1995 campaign ... only Tim Hutson registered more RBI over the first six games of a season in the last 25 years (Hutson had 13 RBI to open '88) ... named BIG EAST Player of the Week (Apr. 23) following three-game sweep of Georgetown ... hit .500 (6-for-12), slugged a league-high 1.333, scored four runs, had four RBI and saw four of his six hits go for extra bases, including a two-home run performance in the second game of the series ... named to the BIG EAST honor roll following his performance in the sweep of Hofstra ... batted .700 (7-for-10) with one hit by pitch, two doubles, three walks, four runs scored, six RBI, registered a slugging percentage of .900 and posted an on-base percentage of .786 ... reached based in 11 of his 14 plate appearances and collected a pair of three-hit games in the series and only struck out once in 14 plate appearances ... homered against Illinois (Feb. 17), Michigan (Mar. 10, 11), at UIC (Mar. 27), at Georgetown (Apr. 20, 21, 22), Butler (May 1), at Villanova (May 4), Rutgers (May 12) and at Northwestern (May 15 [2]).

FRESHMAN SEASON (2011): Appeared in 53 games and started 52, including 47 at first base and five at designated hitter ... first Irish rookie and eighth player in program history to lead Notre Dame in all three triple-crown categories (batting average, home runs and RBI) ... named 2011 BIG EAST Rookie of the Year, third team all-BIG EAST and Louisville Slugger Freshman All-American ... earned BIG EAST honor roll three times in 2011 ... no player was honored by the BIG EAST more in terms of Player of the Week/Honor Roll than Mancini ... batted .323 (61-for-189) with 33 runs scored, 15 doubles, three triples, nine home runs and 34 RBI ... added 19 walks, two hit by pitch, three sacrifice flies, one sacrifice bunt and four stolen bases in seven attempts ... recorded 109 total bases, posted a .577 slugging percentage and .385 on-base percentage ... three of nine home runs either tied the game or gave the Irish the lead ... seven of the nine long balls came in the sixth inning or later ... posted a .906 fielding percentage ... committed six errors on 436 fielding chances with 36 assists, 336 putouts and participated in 32 double plays ... led Notre Dame in batting, hits, doubles, triples, home runs, RBI, total bases, slugging percentage, on-base percentage, multiple hit games, multiple RBI games and runs scored ... ranked among the top 10 freshmen nationally in the following offensive categories: home runs (tied for third), home runs per game (tied for third) and slugging percentage (fifth) ... started all 26 BIG EAST games ... batted team-best .320 (31-for-97) with 20 runs scored, five doubles, two triples, seven home runs and 22 RBI ... added 14 walks, one hit by pitch, one sacrifice fly and two stolen bases in three attempts ... recorded 61 total bases, posted a .629 slugging percentage and .407 on-base percentage ... ranked among the top five in BIG EAST games in the following offensive categories: home runs (seven, tied for third), triples (tied for fourth) and slugging percentage (fifth) ... ranked among the top three freshmen in the BIG EAST in the following offensive categories: home runs (first), slugging percentage (first), batting (second), RBI (second), doubles (second), hits (third), on-base percentage (third) and home scored (third) ... hit a team-best .326 (30-for-92) with 13 runs scored, 10 doubles, one triple, two home runs, 12 RBI, five walks, two sacrifice flies, one sacrifice bunt and two stolen bases in four attempts in non-conference games ... batted .353 (6-for-17) with four runs scored, one triple, two home runs, six RBI, one walk, one sacrifice fly and one stolen base in two attempts in the month of February ... hit team-best .322 (19-for-59) with nine runs scored, seven doubles, one home run, six RBI, four walks, one sacrifice fly, one sacrifice bunt and one stolen base in one attempt in the month of Mar. ... batted .302 (16-for-53) with 11 runs scored, three doubles, one triple, three home runs, 11 RBI, seven walks and one stolen base in one attempt in the month of Apr. ... hit .333 (20-for-60) with nine runs scored, five doubles, one triple, three home runs, 11 RBI, seven walks, one sacrifice fly and one stolen base in four attempts in the month of May ... batted .320 (24-for-75) with 18 runs scored, six doubles, six home runs, 19 RBI, eight walks and two stolen bases in two attempts in home games ... hit team-best .322 (19-for-59) with eight runs scored, six doubles, two triples, one home run, seven RBI, nine walks, one sacrifice fly and one stolen base in three attempts in road games ... batted team-best .395 (34-for-86) with 21 runs scored, six doubles, six home runs, 26 RBI, 11 walks, one sacrifice fly and two stolen bases in four attempts in Irish victories ... hit team-best .338 (47-for-139) with 25 runs scored, nine doubles, three triples, eight home runs, 28 RBI, 15 walks, two sacrifice flies, one sacrifice bunt and three stolen bases in five attempts in day games ... batted .280 (14-for-50) with eight runs scored, six doubles, one home run, six RBI, four walks, one sacrifice fly and one stolen base in two attempts in night games ... batted .345 (19-for-55) against left-handed pitching ... hit .313 (42-for-134) against right-handed pitching ... batted .322 (28-for-87) with runners on base ... batted .324 (33-for-102) with the bases empty ... went 0-for-4 (.000) with the bases loaded ... reached base 20 times in 52 opportunities (.385) when leading off an inning ... hit .396 (19-for-48) with runners in scoring position ... successful on six of nine RBI opportunities with a runner on third base and less than two outs ... advanced 46 base runners on 96 attempts, good for a percentage of .479 ... totaled 16 RBI and batted .333 (18-for-54) with two outs ... registered 17 multi-hit games, including four three-hit contests against Penn State on Feb. 20, Manhattan on Mar. 4, Connecticut on Apr. 9 and Rutgers-2 on May 7 as well as one four-hit outing against Rutgers-1 on May 7 ... recorded nine multi-RBI games ... registered a season-long eight-game hitting streak (May 1-14) ... reached base

MANCINI'S OVERALL CAREER HIGHS

Hits: 4, twice (last time vs. Illinois, Feb. 17, 2012)
Doubles: 2, at Coastal Carolina (Mar. 12, 2011)
Triples: 1, three times (last time at Rutgers-2, May 7, 2011)
Home runs: 2, twice (last time at Northwestern, May 15, 2012)
Total bases: 8, three times (last time at Northwestern, May 15, 2012)
RBI: 4, twice (last time at Northwestern, May 15, 2012)
Runs: 3, five times (last time at Villanova, May 4, 2012)
Walks: 3, at Pittsburgh (Apr. 1, 2011)
Hit by pitch: 1, eight times (last time at Connecticut, May 17, 2012)
Struck out: 3, four times (last time at USF, Mar. 30, 2012)
Sac flies: 1, seven times (last time vs. Indiana State, Mar. 17, 2012)
Sac bunts: 1, vs. Manhattan, Mar. 4, 2011)
At-bats: 6, at Rutgers (Mar. 6, 2011)
Stolen bases: 1, seven times (last time vs. Rutgers, May 24, 2012)
Caught stealing: 1, seven times (last time vs. Rutgers, May 24, 2012)
Fielding chances: 21, at Rutgers (May 8, 2011)
Putouts: 17, at Rutgers (May 8, 2011)
Assists: 4, at Rutgers (May 8, 2011)
On-base streak: 14, May 1 - May 14, 2011
Hitting streak: 8, May 1 - May 14, 2011

MANCINI'S BIG EAST CAREER HIGHS

Hits: 4, at Rutgers (May 7, 2011)
Doubles: 1, 10 times (last time vs. Rutgers, May 13, 2012)
Triples: 1, twice (last time at Rutgers-2, May 7, 2011)
Home runs: 2, at Georgetown-2 (Apr. 20, 2012)
Total bases: 8, at Georgetown-2 (Apr. 20, 2012)
RBI: 4, vs. Connecticut (Apr. 10, 2011)
Runs: 3, twice (last time at Villanova, May 4, 2012)
Walks: 3, at Pittsburgh (Apr. 1, 2011)
Hit by pitch: 1, five times (last time at Connecticut, May 17, 2012)
Struck out: 3, three times (last time at USF, Mar. 30, 2012)
Sac flies: 1, at Louisville (May 19, 2011)
Sac bunts: None
At-bats: 6, at Rutgers (May 8, 2011)
Stolen bases: 1, three times (last time at Villanova, May 6, 2012)
Caught stealing: 1, three times (last time at Georgetown-1, Apr. 20, 2012)
Fielding chances: 21, at Rutgers (May 8, 2011)
Putouts: 17, at Rutgers (May 8, 2011)
Assists: 4, at Rutgers (May 8, 2011)

safely in 14 consecutive games (Mar. 20 - Apr. 15) ... Notre Dame went 23-28-1 when Mancini started, including 20-26-1 at first base and 3-2 at designated hitter ... the Irish went 16-22-1 when Mancini batted cleanup and 7-6 when batted fifth ... dynamite in the series victory at Rutgers, batted .571 (8-for-14) with a run scored, double, triple and two RBI (went 7-for-8 in the doubleheader sweep of the Scarlet Knights on May 7) ... reached base safely in each of his first eight plate appearances in the series (seven hits and a intentional walk) ... hammered a 1-0 fast ball off Matt Harvey in the bottom of the eighth inning over the batter's eye in left center field to give the Notre Dame its first lead of the game and ultimately a 5-4 come-from-behind victory over Seton Hall on May 1 ... homered in consecutive games against Penn State on Feb. 20 and Seattle on Feb. 25 ... went 3-for-5 with a double, run scored and RBI against Manhattan on Mar. 5 ... recorded back-to-back multi-hit games against UAB and Coastal Carolina on Mar. 12 ... drilled a two-run home against Georgetown on Mar. 27 ... collected seven multi-hit outings over a 10-game stretch against UIC (Mar. 28), Central Michigan (Mar. 29), Pittsburgh (Apr. 3), Western Michigan (Apr. 6), Connecticut (Apr. 9-10) and West Virginia-1 (Apr. 15) ... belted a critical three-run home run to help Notre Dame rally past Pittsburgh, 8-6, on Apr. 3 (Irish trailed 6-3 at time of round tripper) ... went 2-for-4 with a double, home run, three runs scored (career-best) and four RBI (also career-best) in the 14-4 rout of Connecticut on Apr. 10.

PREP & PERSONAL: Lettered three years in baseball for head coach David Saliba ... as a senior, batted .480 with 23 runs scored, 10 doubles, six home runs and 31 RBI ... registered a .506 on-base percentage and .853 slugging percentage ... participated in the Florida Athletic Coaches Association Baseball All-Star Game ... as a junior, was named first team all-area, first team all-county and third team all-Florida 5A ... ranked second in hitting in Polk County ... as a sophomore, was named first team all-area, first team all-county and first team all-Florida 5A ... as a sophomore, was named to the MaxPreps Sophomore All-American Team ... batted .527 with four home runs and 39 RBI ... led Polk County in hitting ... born Mar. 18, 1992, in Winter Haven, Fla. ... son of Tony and Beth Mancini ... has two sisters, Katie and Meredith ... full name is Joseph Anthony Mancini III ... enrolled in the College of Arts and Letters as a political science major.

#1 SCOTT KERRIGAN



Saugus, CA/Saugus

SO	RHP	R/R	6-7	220
----	-----	-----	-----	-----

AT NOTRE DAME: Promising right-handed prospect who has the size (6-7, 215) and arm strength to become a dominant pitcher at the college level ... eager to learn and displays a positive attitude ... power arm with tremendous upside ... could help solidify Notre Dame's middle-relief corps.

FRESHMAN SEASON (2012): Made two appearances out of the Irish bullpen ... went 0-0 with a 12.00 earned run average in two appearances (both in relief) ... allowed four hits in 3.0 innings of work as his opponents batted .308 ... struck out two and walked one ... averaged 6.00 strikeouts and 3.00 walks per nine innings ... posted a 2.00 strikeout-to-walk ratio ... Notre Dame posted a 1-1 record when Kerrigan pitched ... went 0-0 with a 36.00 ERA in one appearance (all in relief) in BIG EAST action ... allowed four hits in 1.0 inning of work as his opponents batted .571 ... walked one ... left-handed hitters batted .000 (0-for-4) ... right-handed hitters batted .444 (4-for-9) ... batters hit .667 (4-for-6) with runners on base ... batters hit .000 (0-for-7) with the bases empty ... batters hit .250 (1-for-4) with two outs ... tossed a season-high 2.0 scoreless innings in the loss at Michigan State (Apr. 10) ... retired all six Spartans he faced and struck out two ... roughed up for four earned runs on four hits in 1.0 inning of work at Georgetown (Apr. 21).

PREP & PERSONAL: Three-year letterwinner at Saugus H.S. in Saugus, Calif. ... missed his senior season following a torn ACL ... participated in the 2010 Junior Olympics ... played in the Arizona 2010 all-academic game and the Southern California Scout Ball All-Star game ... suited up for the Cornejo Oaks and the So Cal Cardinals ... born Aug. 26, 1993 ... full name is Scott Patrick Kerrigan ... son of Mike and Dina Kerrigan ... has one sister, Jennifer ... enrolled in the Mendoza College of Business but has yet to declare a major.

KERRIGAN'S OVERALL CAREER HIGHS

Innings pitched (starter): None
Innings pitched (reliever): 2.0, at Michigan State (Apr. 10, 2012)
Walks allowed: 1, at Georgetown (Apr. 21, 2012)
Strikeouts: 2, at Michigan State (Apr. 10, 2012)
Batters faced: 9, at Georgetown (Apr. 21, 2012)
Fielding chances: 1, at Georgetown (Apr. 21, 2012)
Putouts: None
Assists: 1, at Georgetown (Apr. 21, 2012)
Runners CS: None
Winning streak: None

KERRIGAN'S BIG EAST CAREER HIGHS

Innings pitched (starter): None
Innings pitched (reliever): 1.0, at Georgetown (Apr. 21, 2012)
Walks allowed: 1, at Georgetown (Apr. 21, 2012)
Strikeouts: None
Batters faced: 9, at Georgetown (Apr. 21, 2012)
Fielding chances: 1, at Georgetown (Apr. 21, 2012)
Putouts: None
Assists: 1, at Georgetown (Apr. 21, 2012)
Runners CS: None



KERRIGAN'S OVERALL STATS

YEAR	ERA	W-L	APP	GS	CG	SHO	SV	IP	H	R	ER	BB	SO	2B	3B	HR	BF	BAVG	WP	HBP	BK	SFA	SHA
2012	12.00	0-0	2	0	0	0/0	0	3.0	4	4	4	1	2	1	0	0	15	.308	0	1	0	0	0
TOTAL	12.00	0-0	2	0	0	0/0	0	3.0	4	4	4	1	2	1	0	0	15	.308	0	1	0	0	0

KERRIGAN'S BIG EAST STATS

YEAR	ERA	W-L	APP	GS	CG	SHO	SV	IP	H	R	ER	BB	SO	2B	3B	HR	BF	BAVG	WP	HBP	BK	SFA	SHA
2012	36.00	0-0	1	0	0	0/0	0	1.0	4	4	4	1	0	1	0	0	9	.571	0	1	0	0	0
TOTAL	36.00	0-0	1	0	0	0/0	0	1.0	4	4	4	1	0	1	0	0	9	.571	0	1	0	0	0

KERRIGAN'S CAREER STATS VS. BIG EAST (INCLUDES POSTSEASON)

TEAM	ERA	W-L	APP	GS	CG	SHO	SV	IP	H	R	ER	BB	SO	2B	3B	HR	BF	BAVG	WP	HBP	BK	SFA	SHA
Georgetown	36.00	0-0	1	0	0	0/0	0	1.0	4	4	4	1	0	1	0	0	9	.571	0	1	0	0	0

#17 CRISTIAN TORRES

Rancho Palos Verdes, CA/Palos Verdes Peninsula



SO	RHP	R/R	6-6	210
----	-----	-----	-----	-----

AT NOTRE DAME: Enters sophomore season with a 3.18 career ERA and 0-0 record with one save, plus three strikeouts, two walks and six hits allowed (.261 opponent batting average) in 11 appearances (no starts) and 5.2 innings (no home runs allowed) ... in BIG EAST games, owns a 0.00 career ERA and 0-0 record, one walk and one hit allowed (.500 opponent batting average) in two appearances (no starts) and 0.1 innings ... pitched exclusively out of Irish bullpen as a freshman... will likely serve as a middle innings reliever and possible mid-week starter ... promising right-handed addition who has the size (6-6, 205) and arm strength to become a dominant pitcher at the college level ... great deal of upside and could develop into a true power arm ... also possesses an above average breaking ball.

FRESHMAN SEASON (2012): Made 11 appearances out of the Irish bullpen ... went 0-0 with one save and a 3.18 earned run average ... allowed six hits in 5.2 innings of work as his opponents batted .261 ... struck out three and walked two ... Notre Dame posted a 6-5 record when Torres pitched ... went 0-0 with a 0.00 ERA in two appearances (both in relief) in BIG EAST action ... allowed one hit in 0.1 inning of work as his opponents batted .500 ... went 0-0 with a 3.38 ERA in nine appearances (all in relief) in non-conference action ... allowed five hits in 5.1 innings of work as his opponents batted .238 ... struck out three and walked one ... went 0-0 with a 13.50 ERA in three appearances (all in relief) in the month of February ... allowed two hits in 1.1 innings of work as his opponents batted .286 ... struck out zero and walked one ... went 0-0 with a save and 0.00 ERA in six appearances (all in relief) in the month of March ... allowed three hits in 3.2 innings of work as his opponents batted .231 ... struck out three and walked one ... went 0-0 with a 0.00 ERA in one appearance (in relief) in the month of April ... retired the only batter he faced ... went 0-0 with a 0.00 ERA in one appearance (in relief) in the month of May ... allowed one hit in 0.1 innings of work as his opponents batted .500 ... went 0-0 with a 0.00 ERA in three appearances (all in relief) in home games ... allowed one hit in 1.2 innings of work as his opponents batted .167 ... struck out one and walked one ... went 0-0 with a 0.00 ERA in two appearances (both in relief) in away games ... allowed one hit in 0.1 innings of work as his opponents batted .500 ... went 0-0 with a 4.91 ERA in six appearances (all in relief) in neutral site games ... allowed four hits in 3.2 innings of work as his opponents batted .267 ... struck out two and walked one ... went 0-0 with a 6.75 ERA in six appearances (all in relief) in Irish victories ... allowed two hits in 2.2 innings of work as his opponents batted .200 ... struck out two and walked two ... went 0-0 with a 4.50 ERA in seven appearances (all in relief) in day games ... allowed four hits in 4.0 innings of work as his opponents batted .250 ... struck out two and walked one ... went 0-0 with a 0.00 ERA in four appearances (all in relief) in night games ... allowed two hits in 1.2 innings of work as his opponents batted .286 ... struck out one and walked one ... left-handed hitters batted .500 (1-for-2) ... right-handed hitters batted .238 (5-for-21) ... batters hit .313 (5-for-16) with runners on base ... batters hit .143 (1-for-7) with the bases empty ... batters hit .250 (2-for-8) with two outs ... did not allow an earned run in 10 of his 11 appearances ... did not issue a walk in nine of his 11 outings ... tossed a scoreless inning of relief, with a strikeout, to collect first career save in 1-0 victory over Kansas (Mar. 16) ... tossed a scoreless inning of relief against Purdue (Feb. 19) ... added scoreless innings of relief against Michigan (Mar. 11) and IPFW (Mar. 21) ... did not allow a run over his last seven relief appearances.

TORRES' OVERALL CAREER HIGHS

Innings pitched (starter): None
Innings pitched (reliever): 1.0, four times (last time vs. IPFW, Mar. 21, 2012)
Walks allowed: 1, twice (last time vs. Pittsburgh, Mar. 23, 2012)
Strikeouts: 1, three times (last time vs. IPFW, Mar. 21, 2012)
Batters faced: 5, vs. Purdue (Feb. 19, 2012)
Fielding chances: 1, vs. Michigan (Mar. 11, 2012)
Putouts: None
Assists: 1, vs. Michigan (Mar. 11, 2012)
Runners CS: None
Winning streak: None

TORRES' BIG EAST CAREER HIGHS

Innings pitched (starter): None
Innings pitched (reliever): 0.1, vs. Pittsburgh (Mar. 23, 2012)
Walks allowed: 1, vs. Pittsburgh (Mar. 23, 2012)
Strikeouts: None
Batters faced: 2, vs. Pittsburgh (Mar. 23, 2012)
Fielding chances: None
Putouts: None
Assists: None
Runners CS: None

PREP & PERSONAL: Three-year letterwinner at Palos Verdes Peninsula H.S. in Rancho Palos Verdes, Calif. ... first team all-league and South Bay Athletic Club All Star in 2011 ... invited to 2011 Area Code and Major League Baseball Scouting Bureau Invitational showcases ... nominated for 2011 Palos Verdes Peninsula High School Athlete of the Year ... member of the 2011 California Scholarship Federation and Science National Honor Society ... went 7-2 with a 2.13 ERA in 53.2 innings and struck out 55 batters in 2011 ... member of the California Scholarship Federation, Principal's Honor Roll, Boy's State Nominee and Science National Honor Society in 2010 ... went 5-7 with a 3.12 ERA in 67.1 innings pitched struck out 68 batters in 2010 ... all-area team, first team all-league in 2009 ... member of the California Scholarship Federation and Principal's Honor Roll ... went 6-1 with a 1.44 ERA in 43.2 innings and struck out 50 batters in 2009 ... born June 8, 1993 ... full name is Cristian deLaRosa Torres ... son of Juan Torres and Dora de la Rosa ... has one sister, Alexandra ... enrolled in the College of Arts and Letters but has yet to declare a major.



TORRES' OVERALL STATS

YEAR	ERA	W-L	APP	GS	CG	SHO	SV	IP	H	R	ER	BB	SO	2B	3B	HR	BF	BAVG	WP	HBP	BK	SFA	SHA
2012	3.18	0-0	11	0	0	0/1	1	5.2	6	3	2	2	3	2	0	0	27	.261	3	1	0	1	0
TOTAL	3.18	0-0	11	0	0	0/1	1	5.2	6	3	2	2	3	2	0	0	27	.261	3	1	0	1	0

TORRES' BIG EAST STATS

YEAR	ERA	W-L	APP	GS	CG	SHO	SV	IP	H	R	ER	BB	SO	2B	3B	HR	BF	BAVG	WP	HBP	BK	SFA	SHA
2012	0.00	0-0	2	0	0	0/0	0	0.1	0	0	0	1	0	0	0	0	3	.500	1	0	0	0	0
TOTAL	0.00	0-0	2	0	0	0/0	0	0.1	0	0	0	1	0	0	0	0	3	.500	1	0	0	0	0

TORRES' CAREER STATS VS. BIG EAST (INCLUDES POSTSEASON)

TEAM	ERA	W-L	APP	GS	CG	SHO	SV	IP	H	R	ER	BB	SO	2B	3B	HR	BF	BAVG	WP	HBP	BK	SFA	SHA
Pittsburgh	0.00	0-0	1	0	0	0/0	0	0.1	0	0	0	1	0	0	0	0	2	.000	1	0	0	0	0
USF	0.00	0-0	1	0	0	0/0	0	0.0	1	0	0	0	0	0	0	0	1	1.000	0	0	0	0	0

#33 PHIL MOSEY

Fishers, IN/Cathedral

SO	INF/C	R/R	6-2	200
----	-------	-----	-----	-----




AT NOTRE DAME: One-year monogram winner enters his sophomore season with a .136 career batting average, one home run and four RBI ... has added three runs scored, one double, one walk, two hit by pitch, two sacrifice flies and two sacrifice bunts in 19 games (14 starts) ... in BIG EAST games, owns a career .154 batting average with a home run and two RBI ... has added two runs scored, two hit by pitch, one sacrifice fly and one sacrifice bunt in nine games (six starts) ... proven winner with strong leadership skills and work ethic ... saw action as a freshman at both third base and shortstop ... has the chance to be a middle of the order hitter with a combination for average and power ... spent considerable time this past offseason working with the catchers to develop position versatility.

FRESHMAN SEASON (2012): Saw action in 19 games and started 14, including six at third base and eight at shortstop ... batted .136 (6-for-44) with three runs scored, one double, one home run and four RBI ... added one walk, two hit by pitch, two sacrifice flies and two sacrifice bunts ... recorded 10 total bases, posted a .227 slugging percentage and .184 on-base percentage ... posted a .929 fielding percentage ... committed three errors on 42 fielding chances with 21 assists, 18 putouts and participated in six double plays ... saw action in nine BIG EAST games and started six of them ... batted .154 (2-for-13) with two runs scored, one home run and two RBI ... added two hit by pitch, one sacrifice fly and one sacrifice bunt ... recorded five total bases, posted a .385 slugging percentage and .250 on-base percentage ... hit .129 (4-for-31) with one run scored, one double, four RBI, one walk, one sacrifice fly and one sacrifice bunt in non-conference games ... batted .125 (3-for-24) with one run scored, one double and one walk in the month of February ... hit .000 (0-for-7) with one run scored, one hit by pitch and one sacrifice bunt in the month of March ... batted .231 (3-for-13) with one run scored, one home run, four RBI, one hit by pitch, two sacrifice flies and one sacrifice bunt in the month of April ... hit .111 (2-for-18) with two runs scored, one home run, three RBI, two hit by pitch, one sacrifice fly and one sacrifice bunt in home games ... went 1-for-2 with an RBI, sacrifice fly and sacrifice bunt in road games ... batted .125 (3-for-24) with one run scored, one double and one walk in neutral-site games ... hit .097 (3-for-31) with two runs scored, one home run, two RBI, one walk, one hit by pitch, one sacrifice fly and one sacrifice bunt in Irish victories ... batted .167 (6-for-36) with three runs scored, one double, one home run, two RBI, one walk, two hit by pitch, one sacrifice fly and two sacrifice bunts in day games ... went 0-for-8 with two RBI and one sacrifice fly in night games ... batted .140 (6-for-43) with three runs scored, one double, one home run, four RBI, one walk, two hit by pitch, two sacrifice flies and two sacrifice bunts in games started ... went 0-for-1 in games off the bench ... hit .273 (3-for-11) against left-handed pitching ... batted .091 (3-for-33) against right-handed pitching ... hit .000 (0-for-21) with runners on base ... batted .261 (6-for-23) with bases empty ... went 0-for-4 (.000) with the bases loaded ... reached base five times out of a possible 10 (.500) when leading off an inning ... went 0-for-1 as a pinch hitter ... batted .000 (0-for-14) with runners in scoring position ... successful on three of seven RBI opportunities with a runner on third base and less than two outs ... batted .083 (1-for-12) with two outs ... advanced six base runners on 25 attempts, good for a percentage of .240 ... registered two multi-hit games ... Notre Dame went 10-4 when Mosey started (5-1 at third base and 5-3 at shortstop) ... the Irish went 5-1 when Mosey hit eighth and 5-3 when he batted ninth ... went 2-for-5 with a double and run scored against Purdue (Feb. 19) ... went 2-for-4 with a run scored and solo home run against Cincinnati (Apr. 14).

MOSEY'S OVERALL CAREER HIGHS

Hits: 2, twice (last time vs. Cincinnati, Apr. 14, 2012)
Doubles: 1, vs. Purdue (Feb. 19, 2012)
Trips: None
Home runs: 1, vs. Cincinnati (Apr. 14, 2012)
Total bases: 5, vs. Cincinnati (Apr. 14, 2012)
RBI: 1, four times (last time vs. Cincinnati, Apr. 14, 2012)
Runs: 1, three times (last time vs. Cincinnati, Apr. 14, 2012)
Walks: 1, vs. Illinois (Feb. 17, 2012)
Hit by pitch: 1, twice (last time vs. Cincinnati, Apr. 15, 2012)
Struck out: 2, three times (last time vs. Pittsburgh, Mar. 23, 2012)
Sac flies: 1, twice (last time vs. Cincinnati, Apr. 13, 2012)
Sac bunts: 1, twice (last time vs. Pittsburgh, Mar. 24, 2012)
At-bats: 5, three times (last time vs. Hofstra, Feb. 25, 2012)
Stolen bases: None
Caught stealing: None
Fielding chances: 9, vs. Pittsburgh (Mar. 25, 2012)
Putouts: 4, twice (last time vs. Pittsburgh, Mar. 25, 2012)
Assists: 5, vs. Pittsburgh (Mar. 25, 2012)
On-Base Streak: 2, Apr. 14 – present
Hitting streak: 2, Feb. 19 - Feb. 25, 2012



MOSEY'S OVERALL STATS

YEAR	AVG	GP-GS	AB	R	H	2B	3B	HR	RBI	TB	SLG%	BB	HBP	SO	GDP	OB%	SF	SH	SB-ATT	PO	A	E	FLD%
2012	.136	19-14	44	3	6	1	0	1	4	10	.227	1	2	16	0	.184	2	2	0-0	18	21	3	.929
TOTAL	.136	19-14	44	3	6	1	0	1	4	10	.227	1	2	16	0	.184	2	2	0-0	18	21	3	.929

MOSEY'S BIG EAST STATS

YEAR	AVG	GP-GS	AB	R	H	2B	3B	HR	RBI	TB	SLG%	BB	HBP	SO	GDP	OB%	SF	SH	SB-ATT	PO	A	E	FLD%
2012	.154	9-6	13	2	2	0	0	1	2	5	.385	0	2	6	0	.250	1	1	0-0	10	10	1	.952
TOTAL	.154	9-6	13	2	2	0	0	1	2	5	.385	0	2	6	0	.250	1	1	0-0	10	10	1	.952

MOSEY'S CAREER STATS VS. BIG EAST (INCLUDES POSTSEASON)

TEAM	AVG	GP-GS	AB	R	H	2B	3B	HR	RBI	TB	SLG%	BB	HBP	SO	GDP	OB%	SF	SH	SB-ATT	PO	A	E	FLD%
Cincinnati	.286	3-3	7	1	2	0	0	1	2	5	.714	0	1	2	0	.333	1	0	0-0	4	1	1	.833
Pittsburgh	.000	3-3	6	1	0	0	0	0	0	0	.000	0	1	4	0	.143	0	1	0-0	6	9	0	1.000
USF	.000	2-0	0	0	0	0	0	0	0	0	.000	0	0	0	0	.000	0	0	0-0	0	0	0	.000
Villanova	.000	1-0	0	0	0	0	0	0	0	0	.000	0	0	0	0	.000	0	0	0-0	0	0	0	.000

Student-Athletes

PREP & PERSONAL: Four-year letterwinner at Cathedral H.S. in Indianapolis, Ind. ... batted .329 with 35 runs scored, 10 doubles, two triples, eight home runs, 27 RBI and a .793 slugging percentage in 2011 ... helped lead Cathedral to a 31-2 record and a 4A State Runner-up finish ... graduated with honors with 3.44 GPA ... helped Cathedral to a 92-5 record over four years ... first team all-Indianapolis in 2011 ... helped Cathedral capture sectional, regional and semi-state championship in 2011 ... earned baseball letter and full-time starter ... invited to 2011 Area Code Games ... 2011 Rawlings Pre-Season All-American First Team Central Region ... awarded prestigious 2011 L.V. Phillips Mental Attitude Award as voted on by Indiana High School Athletic Association Board of Directors ... batted .420 with 31 runs scored, 16 doubles, six home runs, 44 RBI and a .860 slugging percentage in 2010 ... helped lead Cathedral to a 31-2 record and a 4A State Runner-up finish in 2010 ... first team all-Indianapolis in 2010 ... helped Cathedral reach Indiana State Title game in 2010 ... helped Cathedral H.S. capture sectional, regional and semi-state championship in 2010 ... earned baseball letter and full-time starter ... invited to 2010 Area Code Games ... participated in 2010 East Coast Pro and Aflac All-American ... helped Cathedral capture sectional and regional championship in 2009 ... earned baseball letter and full-time starter ... helped Cathedral H.S. capture sectional championship in 2008 ... earned baseball letter ... born Apr. 27, 1993 ... full name is Philip David Mosey ... son of Brent and Susan Mosey ... enrolled in College of Arts and Letters as a psychology major.

MOSEY'S BIG EAST CAREER HIGHS

Hits: 2, vs. Cincinnati (Apr. 14, 2012)
Doubles: None
Triples: None
Home runs: 1, vs. Cincinnati (Apr. 14, 2012)
Total bases: 5, vs. Cincinnati (Apr. 14, 2012)
RBI: 1, twice (last time vs. Cincinnati, Apr. 14, 2012)
Runs: 1, twice (last time vs. Cincinnati, Apr. 14, 2012)
Walks: None
Hit by pitch: 1, twice (last time vs. Cincinnati, Apr. 15, 2012)
Struck out: 2, vs. Pittsburgh (Mar. 23, 2012)
Sac flies: 1, Cincinnati (Apr. 13, 2012)
Sac bunts: 1, vs. Pittsburgh (Mar. 24, 2012)
At-bats: 4, vs. Cincinnati (Apr. 14, 2012)
Stolen bases: None
Caught stealing: None
Fielding chances: 9, vs. Pittsburgh (Mar. 25, 2012)
Putouts: 4, vs. Pittsburgh (Mar. 25, 2012)
Assists: 5, vs. Pittsburgh (Mar. 25, 2012)

#15 JASON MCMURRAY

West Des Moines, IA/Dowling Catholic



SO	INF	R/R	6-1	185
----	-----	-----	-----	-----

AT NOTRE DAME: One-year monogram winner enters his sophomore season with a .221 career batting average with one home run and six RBI ... has added 14 runs scored, three doubles, two triples, five walks, three hit by pitch, three sacrifice bunts and one stolen base (in three attempts) in 29 games (24 starts) ... in BIG EAST games, owns a career .323 batting average with a home run and two RBI ... has added four runs scored, one double and one triple in 11 games (eight starts) ... battled freshman Lane Richards through the fall and spring practice for the starting nod at shortstop ... above average defensive infielder with tremendous range and strong throwing arm ... outstanding athlete that brings much needed athleticism to program ... joins Notre Dame from an outstanding high school program ... proven winner throughout his entire high school career.

FRESHMAN SEASON (2012): Saw action in 29 games and started 24 at shortstop ... batted .221 (17-for-77) with 14 runs scored, three doubles, two triples, one home run and six RBI ... added five walks, three hit by pitch, three sacrifice bunts and one stolen base (in three attempts) ... recorded 27 total bases, posted a .351 slugging percentage and .294 on-base percentage ... posted a .908 fielding percentage ... committed eight errors on 87 fielding chances with 53 assists, 26 putouts and participated in 10 double plays ... saw action in 11 BIG EAST games and started eight of them ... batted .323 (10-for-31) with four runs scored, one double, one triple, one home run and

two RBI ... recorded 16 total bases, posted a .516 slugging percentage and .323 on-base percentage ... hit .152 (7-for-46) with 10 runs scored, two doubles, one triple, four RBI, five walks, three hit by pitch, three sacrifice bunts and one stolen base (in three attempts) in non-conference games ... went 1-for-7 with three runs scored, one double, two walks and one stolen base (in one attempt) in the month of February ... hit .146 (6-for-41) with seven runs scored, one double, one triple, four RBI, three walks, two hit by pitch, three sacrifice bunts and no stolen bases (in two attempts) in the month of March ... batted .345 (10-for-29) with four runs scored, one double, one triple, one home run and two RBI in the month of April ... hit .333 (6-for-18) with six runs scored, one double, one triple, two RBI, two walks, one hit by pitch and no stolen bases (in one attempt) in home games ... batted .226 (7-for-31) with two runs scored, one triple, one home run, one RBI, one walk, one hit by pitch and one sacrifice bunt in road games ... hit .143 (4-for-28) with six runs scored, two doubles, three RBI, two walks, one hit by pitch, two sacrifice bunts and one stolen base (in two attempts) in neutral-site games ... batted .273 (12-for-44) with 13 runs scored, two double, two triples, one home run, five RBI, four walks, three hit by pitch, two sacrifice bunts and one stolen base (in three attempts) in Irish victories ... hit .209 (9-for-43) with six runs scored, one double, one home run, two RBI, two walks, two hit by pitch, three sacrifice bunts and one stolen base (in two attempts) in day games ... batted .235 (8-for-34) with eight runs scored, two double, two triples, four RBI, three walks, one hit by pitch and no stolen bases (in one attempt) in night games ... hit .224 (17-for-76) with 13 runs scored, three doubles, two triples, one home run, six RBI, five walks, two hit by pitch, three sacrifice bunts and one stolen base (in three attempts) in games started ... went 0-for-1 in games off the bench with a run scored and hit by pitch ... batted .316 (6-for-19) against left-handed pitching ... hit .190 (11-for-58) against right-handed pitching ... batted .171 (6-for-35) with runners on base ... hit .262 (11-for-42) with bases empty ... went 1-for-3 (.333) with the bases loaded ... reached base three times out of a possible 20 (.150) when leading off an inning ... batted .167 (4-for-24) with runners in scoring position ... successful on two of four RBI opportunities with a runner on third base and less than two outs ... batted .150 (3-for-20) with two outs ... advanced 16 base runners on 40 attempts, good for a percentage of .400 ... registered six multi-hit games ... Notre Dame went 13-11 when McMurray started (all at shortstop) ... the Irish went 13-11 when McMurray batted ninth ... went 2-for-4 with three RBI, two runs scored and a double against UTSA

MCMURRAY'S OVERALL STATS

YEAR	AVG	GP-GS	AB	R	H	2B	3B	HR	RBI	TB	SLG%	BB	HBP	SO	GDP	OB%	SF	SH	SB-ATT	PO	A	E	FLD%
2012	.221	29-24	77	14	17	3	2	1	6	27	.351	5	3	19	3	.294	0	3	1-3	26	53	8	.908
TOTAL	.221	29-24	77	14	17	3	2	1	6	27	.351	5	3	19	3	.294	0	3	1-3	26	53	8	.908

MCMURRAY'S BIG EAST STATS

YEAR	AVG	GP-GS	AB	R	H	2B	3B	HR	RBI	TB	SLG%	BB	HBP	SO	GDP	OB%	SF	SH	SB-ATT	PO	A	E	FLD%
2012	.323	11-8	31	4	10	1	1	1	2	16	.516	0	0	4	2	.323	0	0	0-0	10	18	3	.903
TOTAL	.323	11-8	31	4	10	1	1	1	2	16	.516	0	0	4	2	.323	0	0	0-0	10	18	3	.903

MCMURRAY'S CAREER STATS VS. BIG EAST (INCLUDES POSTSEASON)

TEAM	AVG	GP-GS	AB	R	H	2B	3B	HR	RBI	TB	SLG%	BB	HBP	SO	GDP	OB%	SF	SH	SB-ATT	PO	A	E	FLD%
Cincinnati	.000	3-0	1	1	0	0	0	0	0	0	.000	0	0	1	0	.000	0	0	0-0	0	0	1	.000
Georgetown	.385	3-3	13	2	5	0	1	1	1	10	.769	0	0	2	1	.385	0	0	0-0	3	10	0	1.000
St. John's	.500	3-2	8	1	4	1	0	0	1	5	.625	0	0	0	0	.500	0	0	0-0	5	5	0	1.000
Utah	.111	3-3	9	0	1	0	0	0	0	1	.111	0	0	1	1	.111	0	0	0-0	3	3	2	.750

(Mar. 14) ... went 2-for-4 with a run scored, RBI and triple against Eastern Michigan (Mar. 20) ... drew two walks and scored three runs against IPFW (Mar. 21) ... collected back-to-back games with two hits at Georgetown (Apr. 20 and Apr. 21) ... added a triple and home run in the two games ... collected back-to-back multiple hit games in the doubleheader against St. John's (Apr. 27).

PREP & PERSONAL: Named all-conference and all-district as a senior in 2011 at Dowling Catholic H.S. in West Des Moines, Iowa ... ranked by Perfect Game as the top player in the state of Iowa ... also ranked by Perfect Game as a top 400 player nationally ... ranked the 167th-best overall prospect nationally by ProspectWire.com ... team captain ... helped Dowling Catholic to Iowa state finals ... earned letter as starting shortstop ... earned letter as starting and all-conference safety in football ... also named all-district on the gridiron ... led Dowling Catholic to first football state title in 10 years ... named Class 4A all-state in football ... earned letter and started at guard on basketball team ... named all-conference and all-district in 2010 ... team captain ... helped Dowling Catholic to Iowa state finals ... earned letter as starting shortstop ... earned letter as starting and all-conference safety in football ... also named all-district on the gridiron ... earned letter and started at guard on basketball team ... named all-conference in 2009 ... helped Dowling Catholic to Iowa state finals ... earned letter as starting shortstop ... earned letter as starting and all-conference safety in football ... named all-conference in 2008 ... earned letter as starting shortstop ... born Oct. 8, 1992 ... full name is Jason Patrick McMurray ... son of Scott and Terri McMurray ... has two brothers, Brian and Kevin, and one sister, Kylie ... enrolled in Mendoza College of Business but has not declared a major.



MCMURRAY'S OVERALL CAREER HIGHS

Hits: 2, five times (last time vs. St. John's-2, Apr. 27, 2012)
Doubles: 1, three times (last time vs. St. John's-2, Apr. 27, 2012)
Triples: 1, twice (last time at Georgetown, Apr. 20, 2012)
Home runs: 1, at Georgetown (Apr. 21, 2012)
Total bases: 5, at Georgetown (Apr. 21, 2012)
RBI: 2, vs. UTSA (Mar. 14, 2012)
Runs: 2, twice (last time vs. IPFW, Mar. 21, 2012)
Walks: 2, twice (last time vs. IPFW, Mar. 21, 2012)
Hit by pitch: 1, three times (last time at Northwestern, May 15, 2012)
Struck out: 4, vs. Hofstra (Feb. 26, 2012)
Sac flies: None
Sac bunts: 1, three times (last time vs. Indiana State, Mar. 18, 2012)
At-bats: 5, at Georgetown (Apr. 21, 2012)
Stolen bases: 1, vs. Hofstra (Feb. 25, 2012)
Caught stealing: 1, twice (last time vs. Eastern Michigan, Mar. 20, 2012)
Fielding chances: 7, vs. UTSA (Mar. 14, 2012)
Putouts: 3, vs. IPFW (Mar. 21, 2012)
Assists: 5, three times (last time at Georgetown, Apr. 20, 2012)
On-Base Streak: 3, Mar. 11 - Mar. 15, 2012
Hitting streak: 3, Apr. 20 - Apr. 21, 2012

MCMURRAY'S BIG EAST CAREER HIGHS

Hits: 2, three times (last time vs. St. John's-2, Apr. 27, 2012)
Doubles: 1, vs. St. John's-2 (Apr. 27, 2012)
Triples: 1, at Georgetown (Apr. 20, 2012)
Home runs: 1, at Georgetown (Apr. 21, 2012)
Total bases: 5, at Georgetown (Apr. 21, 2012)
RBI: 1, twice (last time vs. St. John's-2, Apr. 27, 2012)
Runs: 1, four times (last time vs. St. John's-2, Apr. 27, 2012)
Walks: None
Hit by pitch: None
Struck out: 1, three times (last time at Georgetown, Apr. 20, 2012)
Sac flies: None
Sac bunts: None
At-bats: 5, at Georgetown (Apr. 21, 2012)
Stolen bases: None
Caught stealing: None
Fielding chances: 6, vs. St. John's-2 (Apr. 27, 2012)
Putouts: 2, three times (last time vs. St. John's-2, Apr. 27, 2012)
Assists: 5, at Georgetown (Apr. 20, 2012)

#42 MATT TERNOWCHEK



Glenmoore, PA/Downington East

SO	RHP	R/R	6-5	190
----	-----	-----	-----	-----

AT NOTRE DAME: One-year monogram winner that enters sophomore season with a 4.76 career ERA and 3-2 record, plus 12 strikeouts, six walks and 27 hits allowed (.293 opponent batting average) in 17 appearances (two starts) and 22.2 innings (two hit batters, one wild pitch and no home runs allowed) ... in BIG EAST games, owns a 3.18 career ERA and 2-0 record, plus three strikeouts, four walks and nine hits allowed (.360 opponent batting average) in seven appearances (all in relief) and 5.2 innings (one hit batter, no home runs allowed) ... averaging 4.76 strikeouts and 2.38 walks per 9.0 innings pitched as well as a 2.00 strikeout-to-walk ratio in his career ... pitched predominantly out of the Irish bullpen as a freshman, but did make a couple of midweek starts ... went 3-0 with a 1.04 ERA in 15 relief appearances in 2012 ... allowed 15 hits in 17.1 innings of work as his opponents batted .234 ... struck out nine and walked four ... promising right-handed pitcher that possesses tons of upside for a kid that already has a very good arm ... good athlete that will get innings as a setup man and possible midweek starter ... carried a 3.123 cumulative GPA into the '13 spring semester.

HONORS & AWARDS: BIG EAST Academic All-Star (2012).

FRESHMAN SEASON (2012): Made 17 appearances, including two starts ... went 3-2 with a 4.76 earned run average in 22.2 innings of work ... allowed 27 hits as his opponents batted .293 ... struck out 12 and walked six ... averaged 4.76 strikeouts and 2.38 walks per 9.0 innings pitched as

well as a 2.00 strikeout-to-walk ratio ... Notre Dame posted a 7-10 record when Ternowchek pitched ... the Irish were 0-2 when Ternowchek started ... did not allow a run in 14 of 17 appearances, including each of his first 10 outings ... did not allow a run in 13 of his 15 relief appearances ... did not issue a walk in 12 of 17 appearances ... did not issue a walk in 12 of his 15 relief appearances ... inherited 12 base runners upon entering the game and allowed nine to score ... went 2-0 with a 3.18 ERA in seven appearances (all in relief) in BIG EAST action ... allowed nine hits in 5.2 innings of work as his opponents batted .360 ... struck out three and walked four ... went 1-2 with a 5.29 ERA in 10 appearances (two starts) in non-conference action ... allowed 18 hits in 17.0 innings of work as his opponents batted .269 ... struck out nine and walked two ... went 0-0 with a 0.00 ERA in one appearance (in relief) in the BIG EAST tournament ... allowed one hit in 1.1 inning of work as his opponents batted .200 ... struck out one and walked none ... went 0-0 with a 0.00 ERA in two appearances (both in relief) in the month of February ... allowed two hits in 1.2 innings of work as his opponents batted .400 ... went 1-0 with a 0.00 ERA in six appearances (all in relief) in the month of March ... allowed five hits in 9.0 innings of work as his opponents batted .156 ... struck out five and walked none ... went 2-2 with a 10.12 ERA in seven appearances (two starts) in the month of April ... allowed 17 hits in 10.2 innings of work as his opponents batted .354 ... struck out six and walked six ... went 0-0 with a 0.00 ERA in two appearances (both in relief) in the month of May ... allowed three hits in 1.1 innings of work as his opponents batted .429 ... struck out one and walked none ... went 1-1 with a 15.75 ERA in six appearances (one start) in home games ... allowed 11 hits in 4.0 innings of work as his opponents batted .524 ... struck out two and walked two ... went 1-1 with a 4.22 ERA in seven appearances (one start) in away games ... allowed 12 hits in 10.2 innings of work as his opponents batted .267 ... struck out seven and walked four ... went 1-0 with a 0.00 ERA in four appearances (all in relief) in neutral-site games ... allowed four hits in 8.0 innings of work as his opponents batted .154 ... struck out three and walked none ... went 3-0 with a 0.00 ERA in seven appearances (all in relief) in Irish victories ... allowed five hits in 9.1 innings of work as his opponents batted .156 ... struck out four and walked none ... went 2-1 with a 4.02 ERA in 10 appearances (one start) in day games ... allowed 16 hits in 15.2 innings of work as his opponents batted .258 ... struck out seven and walked four ... went 1-1 with a 6.43 ERA in seven appearances (one start) in night games ... allowed 11 hits in 7.0 innings of work as his opponents batted .367 ... struck out five and walked two ... went 0-2 with a 16.88 ERA in two



TERNOWCHEK'S OVERALL STATS

YEAR	ERA	W-L	APP	GS	CG	SHO	SV	IP	H	R	ER	BB	SO	2B	3B	HR	BF	BAVG	WP	HBP	BK	SFA	SHA
2012	4.76	3-2	17	2	0	0/0	0	22.2	27	13	12	6	12	5	1	0	102	.293	1	2	0	0	2
TOTAL	4.76	3-2	17	2	0	0/0	0	22.2	27	13	12	6	12	5	1	0	102	.293	1	2	0	0	2

TERNOWCHEK'S BIG EAST STATS

YEAR	ERA	W-L	APP	GS	CG	SHO	SV	IP	H	R	ER	BB	SO	2B	3B	HR	BF	BAVG	WP	HBP	BK	SFA	SHA
2012	3.18	2-0	7	0	0	0/0	0	5.2	9	2	2	4	3	2	0	0	30	.360	0	1	0	0	0
TOTAL	3.18	2-0	7	0	0	0/0	0	5.2	9	2	2	4	3	2	0	0	30	.360	0	1	0	0	0

TERNOWCHEK'S CAREER STATS VS. BIG EAST (INCLUDES POSTSEASON)

TEAM	ERA	W-L	APP	GS	CG	SHO	SV	IP	H	R	ER	BB	SO	2B	3B	HR	BF	BAVG	WP	HBP	BK	SFA	SHA
Cincinnati	27.00	1-0	2	0	0	0/0	0	0.2	3	2	2	1	0	0	0	0	5	.750	0	0	0	0	0
Georgetown	0.00	1-0	1	0	0	0/0	0	2.0	2	0	0	1	1	0	0	0	8	.286	0	0	0	0	0
Pittsburgh	0.00	0-0	1	0	0	0/0	0	0/2	1	0	0	0	0	1	0	0	3	.333	0	0	0	0	0
Seton Hall	0.00	0-0	1	0	0	0/0	0	2.1	0	0	0	2	2	0	0	0	11	.000	0	1	0	0	0
St. John's	0.00	0-0	1	0	0	0/0	0	1.1	1	0	0	0	1	0	0	0	5	.200	0	0	0	0	0
USF	0.00	0-0	1	0	0	0/0	0	0.0	1	0	0	0	0	0	0	0	1	1.000	0	0	0	0	0
Villanova	0.00	0-0	1	0	0	0/0	0	0.0	2	0	0	0	0	1	0	0	2	1.000	0	0	0	0	0

starts ... allowed 12 hits in 5.1 innings of work as his opponents batted .429 ... struck out three and walked two ... went 3-0 with a 1.04 ERA in 15 relief appearances ... allowed 15 hits in 17.1 innings of work as his opponents batted .234 ... struck out nine and walked four ... left-handed hitters batted .407 (11-for-27) ... right-handed hitters batted .246 (16-for-65) ... batters hit .435 (20-for-46) with runners on base ... batters hit .152 (7-for-46) with the bases empty ... batters hit .241 (7-for-29) with two outs ... did not allow an earned run over his first 13.2 career innings of work (across 10 outings) ... picked up his first career victory against Houston Baptist on Mar. 15 with 5.0 scoreless innings of work (2 K, 0 BB, 1 H) ... collected a victory against Cincinnati (Apr. 14) and needed just two pitches to get his only out ... tossed 2.0 scoreless innings of relief at Georgetown (Apr. 20) to register his third win of the campaign ... struggled mightily in his only two starts of the season (Apr. 10 at Michigan State and Apr. 25 vs. Central Michigan) ... allowed 10 earned runs in the two outings in 5.1 innings of work.

PREP & PERSONAL: Three-year letterwinner at Downingtown H.S. in Glenmoore, Pa. ... named top five pitcher in Southeast Pennsylvania by Philadelphia Inquirer in 2011 ... 2011 Rawlings/Perfect Game Preseason Atlantic Region second team selection ... finished 2011 regular season with a 6-1 record and a 1.61 ERA ... led Downingtown to a 16-3 league record in 2011 ... team captain ... achieved academic honor roll ... named honorable mention all-area in 2010 ... helped Downingtown reach the AAAA state quarterfinals in 2010 ... played summer ball for Mike Manning at All-Star Baseball Academy ... participated on the Chester County Carpenter Cup Team in 2010 ... achieved academic honor roll ... named honorable mention all-area in 2009 ... participated on the Chester County Carpenter Cup Team ... achieved academic honor roll ... born Oct. 8, 1992 ... full name is Matthew David Ternowchek ... son of Jack and Margaret Ternowchek ... brother, Dan, pitched at Dartmouth College (2008-11) ... enrolled in Mendoza College of Business but has not declared a major.

TERNOWCHEK'S OVERALL CAREER HIGHS

Innings Pitched (starter): 4.0, at Michigan State (Apr. 10, 2012)
Innings Pitched (reliever): 5.0, vs. Houston Baptist (Mar. 15, 2012)
Walks allowed: 2, at Seton Hall (Apr. 7, 2012)
Strikeouts: 2, four times (last time at Michigan State, Apr. 10, 2012)
Batters faced: 20, at Michigan State (Apr. 10, 2012)
Fielding chances: 2, twice (last time at Michigan State, Apr. 10, 2012)
Putouts: None
Assists: 2, twice (last time at Michigan State, Apr. 10, 2012)
Runners CS: 1, vs. Cincinnati (Apr. 15, 2012)
Winning Streak: 2, Apr. 14 - Apr. 20, 2012

TERNOWCHEK'S BIG EAST CAREER HIGHS

Innings Pitched (starter): None
Innings Pitched (reliever): 2.1, at Seton Hall (Apr. 7, 2012)
Walks allowed: 2, at Seton Hall (Apr. 7, 2012)
Strikeouts: 2, at Seton Hall (Apr. 7, 2012)
Batters faced: 11, at Seton Hall (Apr. 7, 2012)
Fielding chances: 1, vs. Pittsburgh (Mar. 25, 2012)
Putouts: None
Assists: 1, vs. Pittsburgh (Mar. 25, 2012)
Runners CS: 1, vs. Cincinnati (Apr. 15, 2012)

#6 KEVIN DEFILIPPIS



Homer Glen, IL/Providence Catholic

SO

INF

R/R

6-0

170

AT NOTRE DAME: One-year monogram winner enters his sophomore season with a .279 career batting average with four RBI ... has added two runs scored, one double, two walks and two sacrifice bunts in 16 games (11 starts) ... in BIG EAST games, owns a career .211 batting average... has added one double, one walk and one sacrifice bunt in eight games (five starts) ... hard-nosed newcomer who likely will fill a reserve role at either middle infield position, most likely second base ... very versatile infielder with good defensive skills and athleticism ... projects as a line drive and situational type of bat ... joins Notre Dame from a championship level high school program.

FRESHMAN SEASON (2012): Saw action in 16 games and started 11, including nine at shortstop, one at third base and one as the designated hitter ... batted .279 (12-for-43) with two runs scored, one double, four RBI ... added two walks and two sacrifice bunts ... recorded 13 total

bases, posted a .302 slugging percentage and .311 on-base percentage ... posted a .860 fielding percentage ... committed eight errors on 57 fielding chances with 37 assists and 12 putouts ... batted .211 (4-for-19) with a double, walk and sacrifice bunt in BIG EAST games ... recorded five total bases, posted a .263 slugging percentage and .250 on-base percentage ... hit .333 (8-for-24) with two runs scored, four RBI, one walk and one sacrifice bunt in non-conference games ... went 0-for-4 (.000) with an RBI, walk and sacrifice bunt in the BIG EAST tournament ... went 1-for-1 (1.000) in the month of February ... batted .125 (1-for-8) in the month of March ... hit .300 (6-for-20) with a run scored, double, RBI and sacrifice bunt in the month of April ... batted .286 (4-for-14) with a run scored, three RBI, two walks and one sacrifice bunt in the month of May ... hit .471 (8-for-17) with two runs scored, one double and three RBI in home games ... batted .118 (2-for-17) with a walk and sacrifice bunt in road games ... hit .222 (2-for-9) with an RBI, walk and sacrifice bunt in neutral-site games ... batted .267 (4-for-15) with one run scored, three RBI, one walk and one sacrifice bunt in Irish victories ... hit .192 (5-for-26) with one double, one RBI, two walks and two sacrifice bunts in day games ... batted .412 (7-for-17) with two runs scored and three RBI in night games ... hit .289 (11-for-38) with two runs scored, one double, four RBI, two walks and two sacrifice bunts in games started ... went 1-for-5 (.200) in games off the bench... batted .000 (0-for-7) against left-handed pitching ... hit .333 (12-for-36) against right-handed pitching ... batted .259 (7-for-27) with runners on base ... hit .313 (5-for-16) with bases empty ... went 0-for-1 (.000) with the bases loaded ... reached base five times out of a possible 10 (.500) when leading off an inning ... went 0-for-2 (.000) as a pinch hitter ... batted .333 (6-for-18) with runners in scoring position ... successful on two of four RBI opportunities with a runner on third base and less than two outs ... batted .118 (2-for-17) with two outs ... advanced 13 base runners on 30 attempts, good for a percentage of .433 ... registered three multi-hit games, including a three-hit outing against

DEFILIPPIS' OVERALL STATS

YEAR	AVG	GP-GS	AB	R	H	2B	3B	HR	RBI	TB	SLG%	BB	HBP	SO	GDP	OB%	SF	SH	SB-ATT	PO	A	E	FLD%
2012	.279	16-11	43	2	12	1	0	0	4	13	.302	2	0	12	0	.311	0	2	0-0	12	39	8	.860
TOTAL	.279	16-11	43	2	12	1	0	0	4	13	.302	2	0	12	0	.311	0	2	0-0	12	39	8	.860

DEFILIPPIS' BIG EAST STATS

YEAR	AVG	GP-GS	AB	R	H	2B	3B	HR	RBI	TB	SLG%	BB	HBP	SO	GDP	OB%	SF	SH	SB-ATT	PO	A	E	FLD%
2012	.211	8-5	19	0	4	1	0	0	0	5	.263	1	0	7	0	.250	0	1	0-0	5	15	7	.741
TOTAL	.211	8-5	19	0	4	1	0	0	0	5	.263	1	0	7	0	.250	0	1	0-0	5	15	7	.741


DEFILIPPIS' CAREER STATS VS. BIG EAST (INCLUDES POSTSEASON)

TEAM	AVG	GP-GS	AB	R	H	2B	3B	HR	RBI	TB	SLG%	BB	HBP	SO	GDP	OB%	SF	SH	SB-ATT	PO	A	E	FLD%
Georgetown	.000	1-0	1	0	0	0	0	0	0	0	.000	0	0	0	0	.000	0	0	0-0	1	0	0	1.000
Pittsburgh	.000	1-0	1	0	0	0	0	0	0	0	.000	0	0	1	0	.000	0	0	0-0	0	0	0	.000
Rutgers	.000	1-1	2	0	0	0	0	0	1	0	.000	1	0	1	0	.333	0	1	0-0	0	0	0	.000
Seton Hall	.154	4-3	13	0	2	0	0	0	0	2	.154	0	0	6	0	.154	0	1	0-0	2	11	3	.813
St. John's	.500	2-1	4	0	2	1	0	0	0	3	.750	0	0	0	0	.500	0	0	0-0	1	3	2	.667
Villanova	.000	1-1	2	0	0	0	0	0	0	0	.000	1	0	1	0	.333	0	0	0-0	1	1	2	.500

Student-Athletes

Valparaiso (May 2) ... Notre Dame went 3-8 when DeFilippis started (2-7 at shortstop, 0-1 at third base and 1-0 at designated hitter) ... the Irish went 1-1 when DeFilippis hit seventh and 2-7 when batted ninth ... went 2-for-4 with a run scored and RBI against Toledo (Apr. 3) ... went 2-for-4 with a double against St. John's (Apr. 29) ... went 3-for-4 with a run scored and RBI against Valparaiso (May 2).

PREP & PERSONAL: Batted .475 with a .603 on-base percentage, 27 RBI, 43 runs scored and 21 stolen bases as a senior in 2011 at Providence Catholic H.S. in New Lenox, Ill. ... named to WJOL All-Tournament Team ... received the Stevie Bajenski Tournament Award ... helped top-ranked Providence Catholic High School to a Catholic League Blue Division title ... Student Council Vice President ... member of National Honor Society ... Illinois State Scholar ... named first team all-area by Southtown Star and Chicago Sun-Times ... awarded second team all-area by the Chicago Tribune ... first team Prep Baseball Report All-Star ... first team All-Illinois High School Coaches Association ... batted .450 in conference play and .365 overall with 35 runs scored, 12 stolen bases and a .980 fielding percentage in 2010 ... helped Providence Catholic to a Catholic League Blue Division title ... also earned a varsity letter in soccer in both 2009 and '10 ... born Apr. 12, 1993 ... full name is Kevin Michael DeFilippis ... son of Michael and Karen DeFilippis ... has an older sister, Kaleen, who is a student manager ... enrolled in Mendoza College of Business but has not declared a major.



DEFILIPPIS' OVERALL CAREER HIGHS

Hits: 3, vs. Valparaiso (May 2, 2012)
Doubles: 1, vs. St. John's (Apr. 29, 2012)
Triples: None
Home runs: None
Total bases: 3, twice (last time vs. Valparaiso, May 2, 2012)
RBI: 1, four times (last time vs. Rutgers, May 24, 2012)
Runs: 1, twice (last time vs. Valparaiso, May 2, 2012)
Walks: 1, twice (last time vs. Rutgers, May 24, 2012)
Hit by pitch: None
Struck out: 2, three times (last time at Seton Hall, Apr. 7, 2012)
Sac flies: None
Sac bunts: 1, twice (last time vs. Rutgers, May 24, 2012)
At-bats: 4, six times (last time vs. Valparaiso, May 2, 2012)
Stolen bases: None
Caught stealing: None
Fielding chances: 7, at Seton Hall (Apr. 7, 2012)
Putouts: 2, vs. Butler (May 1, 2012)
Assists: 6, at Seton Hall-2 (Apr. 5, 2012)
On-Base Streak: 5, Apr. 29 – May 24, 2012
Hitting streak: 3, twice

DEFILIPPIS' BIG EAST CAREER HIGHS

Hits: 2, vs. St. John's (Apr. 29, 2012)
Doubles: 1, vs. St. John's (Apr. 29, 2012)
Triples: None
Home runs: None
Total bases: 3, vs. St. John's (Apr. 29, 2012)
RBI: None
Runs: None
Walks: 1, at Villanova (May 4, 2012)
Hit by pitch: None
Struck out: 2, twice (last time at Seton Hall, Apr. 7, 2012)
Sac flies: None
Sac bunts: 1, at Seton Hall (Apr. 5, 2012)
At-bats: 4, twice (last time vs. St. John's, Apr. 29, 2012)
Stolen bases: None
Caught stealing: None
Fielding chances: 7, at Seton Hall (Apr. 7, 2012)
Putouts: 1, five times (last time at Villanova, May 4, 2012)
Assists: 6, at Seton Hall-2 (Apr. 5, 2012)

#8 BLAISE LEZYNSKI



Newtown, PA/Notre Dame H.S. (NJ)

SO	INF/OF	L/R	6-0	190
----	--------	-----	-----	-----

AT NOTRE DAME: One-year monogram winner enters his sophomore season with a .154 career batting average with three RBI ... has added two doubles, four walks and one stolen base (in two attempts) in 23 games (eight starts) ... in BIG EAST games, owns a career .333 batting average with two RBI ... has added two walks and no stolen bases (in one attempt) in nine games (two starts) ... versatile player that can play all over the field with the exception of the mound ... battled a quartet of players for the starting spot in both corner outfield positions ... outstanding hitter that will develop more power as he gets stronger.

HONORS & AWARDS: BIG EAST Academic All-Star (2012).

FRESHMAN SEASON (2012): Saw action in 23 games and started eight as the designated hitter ... batted .154 (6-for-39) with two doubles and three RBI ... added four walks and one stolen base (in two attempts) ... recorded eight total bases, posted a .205 slugging percentage and .233 on-base percentage ... batted .333 (4-for-12) with two doubles, two RBI, two walks and no stolen bases (in one attempt) in BIG EAST games ... recorded six total bases, posted a .500 slugging percentage and .429 on-base percentage ... hit .074 (2-for-27) with one RBI, two walks and one stolen base (in one attempt) in non-conference games ... went 0-for-3 (.000) in the BIG EAST tournament ... went 0-for-1 (.000) with a walk in the month of February ... batted .176 (3-for-17) with one stolen base (in one attempt) in the month of March ... hit .125 (2-for-16) with one double, three walks and no stolen bases (in one attempt) in the month of April ... went 1-for-5 (.200) with a double and two RBI in the month of May ... went 0-for-7 (.000) in home games ... batted .261 (6-for-23) with two doubles, three walks and one stolen base (in two attempts) in road games ... went 0-for-9 (.000) with a walk and RBI in neutral-site games ... went 1-for-10 (.100) one RBI, two walks and no stolen bases (in one attempt) in Irish victories ... hit .120 (3-for-25) with one double, three RBI, four walks and one stolen base (in two attempts) in day games ... batted .214 (3-for-14) with one double in night games ... hit .120 (3-for-25) with one double, two walks and one stolen base (in one attempt) in games started ... batted .214 (3-for-14) with one double, three RBI, two walks and no stolen bases (in one attempt) in games off the bench ... went 0-for-1 (.000) against left-handed pitching ... hit .158 (6-for-38) against right-handed pitching ... batted .111 (2-for-18) with runners on base ... hit .190 (4-for-21) with bases empty ... went 0-for-2 (.000) with the bases



LEZYNSKI'S OVERALL STATS

YEAR	AVG	GP-GS	AB	R	H	2B	3B	HR	RBI	TB	SLG%	BB	HBP	SO	GDP	OB%	SF	SH	SB-ATT	PO	A	E	FLD%
2012	.154	23-8	39	0	6	2	0	0	3	8	.205	4	0	7	1	.233	0	0	1-2	0	0	0	.000
TOTAL	.154	23-8	39	0	6	2	0	0	3	8	.205	4	0	7	1	.233	0	0	1-2	0	0	0	.000

LEZYNSKI'S BIG EAST STATS

YEAR	AVG	GP-GS	AB	R	H	2B	3B	HR	RBI	TB	SLG%	BB	HBP	SO	GDP	OB%	SF	SH	SB-ATT	PO	A	E	FLD%
2012	.333	9-2	12	0	4	2	0	0	2	6	.500	2	0	3	1	.429	0	0	0-1	0	0	0	.000
TOTAL	.333	9-2	12	0	4	2	0	0	2	6	.500	2	0	3	1	.429	0	0	0-1	0	0	0	.000

LEZYNSKI'S CAREER STATS VS. BIG EAST (INCLUDES POSTSEASON)

TEAM	AVG	GP-GS	AB	R	H	2B	3B	HR	RBI	TB	SLG%	BB	HBP	SO	GDP	OB%	SF	SH	SB-ATT	PO	A	E	FLD%
Cincinnati	.000	3-0	3	0	0	0	0	0	0	0	.000	0	0	2	1	.000	0	0	0-0	0	0	0	.000
Georgetown	.000	1-0	1	0	0	0	0	0	0	0	.000	1	0	0	0	1.000	0	0	0-1	0	0	0	.000
Rutgers	.000	1-0	1	0	0	0	0	0	0	0	.000	0	0	0	0	.000	0	0	0-0	0	0	0	.000
Seton Hall	.286	3-2	7	0	2	1	0	0	0	3	.429	1	0	1	0	.375	0	0	0-0	0	0	0	.000
St. John's	.000	2-0	2	0	0	0	0	0	0	0	.000	0	0	1	0	.000	0	0	0-0	0	0	0	.000
USF	1.000	1-0	1	0	1	0	0	0	0	1	1.000	0	0	0	0	1.000	0	0	0-0	0	0	0	.000
Villanova	1.000	1-0	1	0	1	1	0	0	2	2	2.000	0	0	0	0	1.000	0	0	0-0	0	0	0	0-0

Student-Athletes

loaded ... reached base three times out of a possible seven (.429) when leading off an inning ... batted .154 (2-for-13) as a pinch hitter (most at bats as an Irish pinch hitter) ... went 2-for-8 (.250) with runners in scoring position ... successful on one of three RBI opportunities with a runner on third base and less than two outs ... drove in two and batted .154 (2-for-13) with two outs ... advanced seven base runners on 20 attempts, good for a percentage of .350 ... collected one multi-RBI game against Villanova (May 4) ... Notre Dame went 1-7 when Lezynski started ... the Irish went 0-2 when Lezynski batted second, 0-2 when he hit fifth and 1-3 when he batted sixth ... delivered a pinch-hit, two-out, two-strike and two-run double down two runs (9-7) in the ninth inning at Villanova on May 4.

PREP & PERSONAL: Four-year letterwinner at Notre Dame H.S. in Lawrenceville, N.J. ... batted .492 with eight doubles, four home runs, 23 RBI, 21 runs scored and 14 stolen bases in 17 attempts in 2001 ... selected to Carpenter Cup All-Star Team and New Jersey State All-Star Game ... made 45 tackles (13.0 for loss) and 4.5 sacks in four games during 2010 football season (missed most of season with injury) ... earned county defensive player/linebacker of the week honors ... helped Notre Dame H.S. to an 8-2 record ... earned Academic & Athletic Achievement Award for Trentonian ... served as Treasurer on Student Government Executive Board ... named first team New Jersey all non-public, first team New Jersey all-South Jersey, first team all-area, first team all-conference, Trentonian and Trenton Times Offensive Player of the Year and team MVP in 2010 ... batted .506 with 11 doubles, six home runs, 34 runs scored, nine stolen bases and 40 RBI ... also registered a .602 on-base percentage and .835 slugging percentage ... led Notre Dame to a 20-6 record and Mercer County Champions ... invited to Area Code Games Tryout (batted .377 in tournament play for the Philly Bandits) ... moved from defensive back to linebacker during football season ... helped team win conference championship and 9-1 record ... served as Treasurer on Student Government Executive Board ... named first team all-area, first team all-conference in 2009 ... batted .385 with 21 RBIs ... played under Dave Amaro in the summer for the Philly Bandits (batted .438 in tournament play) ... also earned varsity letter in football as a defensive back ... batted .409 with 14 RBI in 2008 as the only freshman to earn a varsity letter ... played for the Council Rock Newtown Little League team that won Mid-Atlantic region and played in the Little League World Series in Williamsport, Pa. ... born Aug. 26, 1993 ... full name is Blaise Vincent Lezynski ... son of Gregory and Jacqueline Lezynski ... has one sister, Siobhan, and two brothers, Nick and Xavier ... Nick was a three-year walk-on on the Irish football team (2009-11) ... enrolled in Mendoza College of Business but has not declared a major.

LEZYNSKI'S OVERALL CAREER HIGHS

Hits: 1, five times (last time at Villanova, May 4, 2012)
Doubles: 1, twice (last time at Villanova, May 4, 2012)
Triples: None
Home runs: None
Total bases: 2, twice (last time at Villanova, May 4, 2012)
RBI: 2, at Villanova (May 4, 2012)
Runs: None
Walks: 1, four times (last time at Georgetown, Apr. 21, 2012)
Hit by pitch: None
Struck out: 1, seven times (last time vs. St. John's, May 23, 2012)
Sac flies: None
Sac bunts: None
At-bats: 4, twice (last time vs. Western Michigan, Apr. 11, 2012)
Stolen bases: 1, at Texas State (Mar. 4, 2012)
Caught stealing: 1, at Georgetown (Apr. 21, 2012)
Fielding chances: None
Putouts: None
Assists: None
On-Base Streak: 5, Mar. 30 – Apr. 10, 2012
Hitting streak: 3, Mar. 30 – Apr. 5, 2012

LEZYNSKI'S BIG EAST CAREER HIGHS

Hits: 1, three times (last time at Villanova, May 4, 2012)
Doubles: 1, twice (last time at Villanova, May 4, 2012)
Triples: None
Home runs: None
Total bases: 2, twice (last time at Villanova, May 4, 2012)
RBI: 2, at Villanova (May 4, 2012)
Runs: None
Walks: 1, twice (last time at Georgetown, Apr. 21, 2012)
Hit by pitch: None
Struck out: 1, three times (last time vs. Cincinnati, Apr. 15, 2012)
Sac flies: None
Sac bunts: None
At-bats: 3, twice (last at Seton Hall, Apr. 7, 2012)
Stolen bases: None
Caught stealing: 1, at Georgetown (Apr. 21, 2012)
Fielding chances: None
Putouts: None
Assists: None

#10 CONOR BIGGIO



Houston, TX/St. Thomas

SO	OF	L/R	5-9	155
----	----	-----	-----	-----

AT NOTRE DAME: One-year monogram winner enters his sophomore season with a .214 career batting average with nine RBI ... has added nine runs scored, two doubles, seven walks, one hit by pitch, one sacrifice fly, two sacrifice bunts and seven stolen bases (in eight attempts) in 24 games (15 starts) ... in BIG EAST games, owns a career .192 batting average with three RBI ... has added four runs scored, two walks, one hit by pitch, one sacrifice fly, one sacrifice bunt and three stolen bases (in four attempts) in 14 games (seven starts) ... battled a quartet of players for the starting spot in both corner outfield positions ... can play either of the corner outfield spots ... outstanding athlete with above-average speed and base-running skills ... combines good bat control with tremendous bat speed for smooth swing that is quick and compact ... pesky left-handed batter and strong leadoff option, due to on-base ability and advanced hitting approach ... feisty competitor.

FRESHMAN SEASON (2012): Saw action in 24 games and started 15, including 12 in left field and three as the designated hitter ... batted .214 (12-for-56) with nine runs scored, two doubles, nine RBI ... added seven walks, one hit by pitch, one sacrifice fly, two sacrifice bunts and seven stolen bases (in eight attempts) ... recorded 14 total bases, posted a .250 slugging percentage and .308 on-base percentage ... posted a .955 fielding percentage ... committed an error on 22 fielding chances with one assist and 20 putouts ... batted .192 (5-for-26) with four runs scored, three RBI, two walks, one hit by pitch, one sacrifice fly, one sacrifice bunt and three stolen bases (in four attempts) in BIG EAST games ... recorded five total bases, posted a .192 slugging percentage and .267 on-base percentage ... hit .233 (7-for-30) with five runs scored, two doubles, six RBI, five walks, one sacrifice bunt and four stolen bases (in four attempts) in non-conference games ... went 0-for-2 (.000) with a strikeout in the month of February ... batted .278 (10-for-36) with seven runs scored, one double, one triple, seven RBI, four walks, one sacrifice fly and six stolen bases (in seven attempts) in the month of March ... hit .111 (2-for-18) with two runs scored, two sacrifice bunts and one stolen base (in one attempt) in the month of April ... went 0-for-1 (.000) in the month of May ... hit .263 (5-for-19) with three runs scored, one double, four RBI, three walks, one hit by pitch, one sacrifice fly, one sacrifice bunt and three stolen bases (in four attempts) in home games ... batted .219 (7-for-32) with five runs scored, one double, five RBI, three walks, one sacrifice bunt and four stolen bases (in four attempts) in road games ... went 0-for-5 (.000) with a run scored and walk in neutral-site games ... batted .296 (8-for-27) with seven runs scored, two doubles, nine RBI, three walks, one hit by pitch, one sacrifice fly, one sacrifice bunt and four stolen bases (in five attempts) in Irish victories ... hit .167 (5-for-30) with six runs scored, one double, four RBI, five walks, one sacrifice fly, one sacrifice bunt and four stolen bases (in five attempts) in day games ... batted .269 (7-for-26) with three runs scored, one double, five RBI, two walks, one hit by pitch, one sacrifice bunt and three stolen bases (in three attempts) in night games ... hit .196 (10-for-51) with six runs scored, one double, five RBI, seven walks, one hit by pitch, one sacrifice fly, two sacrifice bunts and seven stolen bases (in eight attempts) in games started ... went 2-for-5 (.400) with three runs scored, double and four RBI in games off the bench ... batted .300 (3-for-10) against left-handed pitching ... hit .196 (9-for-46) against right-handed pitching ... batted .286 (8-for-28) with run-

ners on base ... hit .143 (4-for-28) with bases empty ... went 1-for-5 (.200) with the bases loaded ... reached base four times out of a possible 17 (.235) when leading off an inning ... went 1-for-2 (.000) as a pinch hitter ... batted .333 (6-for-18) with runners in scoring position ... successful on four of seven RBI opportunities with a runner on third base and less than two outs ... batted .294 (5-for-17) with two outs ... advanced 13 base runners on 32 attempts, good for a percentage of .406 ... registered two multi-hit games, including a three-hit outing at LSU (Mar. 11) ... collected three multi-RBI games, including a three-RBI contest at LSU (Mar. 11) ... Notre Dame went 6-9 when Biggio started (5-7 in left field and 1-2 at designated hitter) ... the Irish went 5-5 when Biggio led off, 1-1 when he hit second and 0-3 when he batted eighth ... went 2-for-5 with a double, stolen base, two runs scored and three RBI in the victory over No. 11 LSU ... Irish picked up a victory against their highest-ranked foe on the road since capping off their historic run to Omaha with a 3-1 victory over No. 1 Florida State on June 10, 2002.



BIGGIO'S OVERALL STATS

YEAR	AVG	GP-GS	AB	R	H	2B	3B	HR	RBI	TB	SLG%	BB	HBP	SO	GDP	OB%	SF	SH	SB-ATT	PO	A	E	FLD%
2012	.214	24-15	56	9	12	2	0	0	9	14	.250	7	1	15	0	.308	1	2	7-8	20	1	1	.955
TOTAL	.214	24-15	56	9	12	2	0	0	9	14	.250	7	1	15	0	.308	1	2	7-8	20	1	1	.955

BIGGIO'S BIG EAST STATS

YEAR	AVG	GP-GS	AB	R	H	2B	3B	HR	RBI	TB	SLG%	BB	HBP	SO	GDP	OB%	SF	SH	SB-ATT	PO	A	E	FLD%
2012	.192	14-7	26	4	5	0	0	0	3	5	.192	2	1	9	0	.267	1	1	3-4	10	0	0	1.000
TOTAL	.192	14-7	26	4	5	0	0	0	3	5	.192	2	1	9	0	.267	1	1	3-4	10	0	0	1.000

BIGGIO'S CAREER STATS VS. BIG EAST (INCLUDES POSTSEASON)

TEAM	AVG	GP-GS	AB	R	H	2B	3B	HR	RBI	TB	SLG%	BB	HBP	SO	GDP	OB%	SF	SH	SB-ATT	PO	A	E	FLD%
Cincinnati	.000	2-0	1	0	0	0	0	0	0	0	.000	0	0	0	0	.000	0	0	0-0	1	0	0	1.000
Connecticut	.000	1-0	0	0	0	0	0	0	0	0	.000	0	0	0	0	.000	0	0	0-0	0	0	0	.000
Georgetown	.000	1-0	0	1	0	0	0	0	0	0	.000	0	0	0	0	.000	0	0	0-0	0	0	0	.000
Pittsburgh	.111	3-3	9	1	1	0	0	0	1	1	.111	2	1	3	0	.308	1	0	2-3	5	0	0	1.000
Seton Hall	.167	2-2	6	0	1	0	0	0	0	1	.167	0	0	3	0	.167	0	1	0-0	3	0	0	1.000
St. John's	.000	2-0	0	0	0	0	0	0	0	0	.000	0	0	0	0	.000	0	0	0-0	0	0	0	.000
USF	.300	3-2	10	2	3	0	0	0	2	3	.300	0	0	3	0	.300	0	0	1-1	1	0	0	1.000

Student-Athletes

PREP & PERSONAL: Batted .356 with nine doubles, one triple, one home run, 11 RBI, 12 stolen bases and 52 runs scored as a senior in 2011 at St. Thomas H.S. in Houston, Texas ... registered a slugging percentage of .527 and on-base percentage of .539 ... named second team Rawlings/Perfect Game Preseason Texas Region All-High School Senior Team ... named Texas Association of Private and Parochial Schools (TAPPS) Class 5A State All-Tournament Team ... earned second team all-state selection and first team all-district honor ... helped St. Thomas to a TAPPS Class 5A State Championship ... in 4-3 victory over Argyle Liberty Christian in state semifinals, drove in the winning run in the bottom of the eighth inning ... had a pair of hits, scored two runs and threw out a runner at home plate in a 4-3 regional win over San Antonio Antonian ... also blasted his only homer of the season in a 4-1 bi-district win over Addison Trinity Christian in the bi-district round ... batted .311 with two doubles, four triples, 24 RBI, 21 stolen bases and 32 runs scored in 2010 ... registered a slugging percentage of .408 and on-base percentage of .478 ... helped St. Thomas to a TAPPS Class 5A State Championship ... earned second team all-state selection and first team all-district honor ... awarded first team all-district in 2009 ... helped St. Thomas to a TAPPS Class 5A State Championship in 2008 ... played for Ken Schulte and father Craig at St. Thomas ... father played entire 20-year MLB career with the Houston Astros (1988-2007) ... Craig ranks 21st all-time with 3,060 career hits, and is the ninth player in the 3,000 hit club to get all his hits with the same team ... born Jan. 7, 1993 ... full name is Conor Joseph Biggio ... son of Craig and Patty Biggio ... has two younger brothers, Cavan and Quinn ... enrolled in the College of Arts and Letter but has not declared a major.

BIGGIO'S OVERALL CAREER HIGHS

Hits: 3, vs. IPFW (Mar. 21, 2012)
Doubles: 1, twice (last time vs. Eastern Michigan, Mar. 20, 2012)
Triples: None
Home runs: None
Total bases: 3, at LSU (Mar. 11, 2012)
RBI: 3, at LSU (Mar. 11, 2012)
Runs: 2, at LSU (Mar. 11, 2012)
Walks: 2, at Texas State (Mar. 4, 2012)
Hit by pitch: 1, vs. Pittsburgh (Mar. 23, 2012)
Struck out: 2, five times (at Seton Hall, Apr. 5, 2012)
Sac flies: 1, vs. Pittsburgh (Mar. 25, 2012)
Sac bunts: 1, twice (at Seton Hall, Apr. 5, 2012)
At-bats: 5, twice (last at USF, Mar. 31, 2012)
Stolen bases: 1, seven times (last time at UIC, Mar. 27, 2012)
Caught stealing: 1, vs. Pittsburgh (Mar. 24, 2012)
Fielding chances: 3, three times (last time at Seton Hall, Apr. 7, 2012)
Putouts: 3, three times (last time at Seton Hall, Apr. 7, 2012)
Assists: 1, at Texas State (Mar. 4, 2012)
On-Base Streak: 13, Mar. 3 – Apr. 1, 2012
Hitting streak: 3, twice

BIGGIO'S BIG EAST CAREER HIGHS

Hits: 1, five times (last time vs. at Seton Hall, Apr. 7, 2012)
Doubles: None
Triples: None
Home runs: None
Total bases: 1, five times (last time vs. at Seton Hall, Apr. 7, 2012)
RBI: None
Runs: 1, four times (last time at Georgetown, Apr. 20, 2012)
Walks: 1, twice (last time vs. Pittsburgh, Mar. 25, 2012)
Hit by pitch: 1, vs. Pittsburgh (Mar. 23, 2012)
Struck out: 2, twice (last time vs. at Seton Hall, Apr. 7, 2012)
Sac flies: 1, vs. Pittsburgh (Mar. 25, 2012)
Sac bunts: 1, at Seton Hall (Apr. 5, 2012)
At-bats: 5, at USF (Mar. 31, 2012)
Stolen bases: 1, three times (last time at USF, Apr. 1, 2012)
Caught stealing: 1, vs. Pittsburgh (Mar. 24, 2012)
Fielding chances: 3, twice (last time at Seton Hall, Apr. 7, 2012)
Putouts: 3, twice (last time at Seton Hall, Apr. 7, 2012)

#19 RYAN BULL

Eden Prairie, MN/Eden Prairie



SO	INF/OF	R/R	6-2	210
----	--------	-----	-----	-----

AT NOTRE DAME: One-year monogram winner enters his sophomore season with a .254 career batting average with one home run and 19 RBI ... has added 18 runs scored, eight doubles, 27 walks, eight hit by pitch, four sacrifice flies and one stolen base (in three attempts) in 54 games (52 starts) ... in BIG EAST games, owns a career .270 batting average with one home run and 10 RBI ... has added 11 runs scored, four doubles, 15 walks, three hit by pitch, three sacrifice flies and one stolen base (in two attempts) in 27 games (27 starts) ... battled a quartet of players for the starting spot in both corner outfield positions ... can play either of the corner outfield spots or first base ... has shown solid defensive skills in the outfield ... definite potential power bat from both sides of the plate ... carried a 3.101 cumulative GPA into the '13 spring semester.

HONORS & AWARDS: BIG EAST Academic All-Star (2012).

FRESHMAN SEASON (2012): Saw action in 54 games and started 52, including 11 in left field, eight in right field and 33 as the designated hitter ... batted .254 (48-for-189) with 18 runs scored, eight doubles, one home run and 19 RBI ... added 27 walks, eight hit by pitch, four sacrifice flies and one stolen base (in three attempts) ... recorded 59 total bases, posted a .312 slugging percentage and .364 on-base percentage ... posted a 1.000 fielding percentage ... did not commit an error on 21 fielding chances with one assist and 20 putouts ... led the Irish in sacrifice flies and ranked second in walks ... in BIG EAST games only, ranked tied for third in walks (15) and sacrifice flies (three) started all 27 BIG EAST games ... batted .270 (27-for-100) with 11 runs scored, four doubles, one home run and 10 RBI ... recorded 34 total bases, posted a .340 slugging percentage and .372 on-base percentage ... hit .236 (21-for-89) with seven runs scored, four doubles, nine RBI, 12 walks, five hit by pitch, one sacrifice fly and no stolen bases (in one attempt) in non-conference games ... batted .250 (2-for-8) in the BIG EAST tournament ... hit .211 (4-for-19) with one run scored, five RBI, five walks, three hit by pitch and one sacrifice fly in the month of February ... batted .255 (13-for-51) with four runs scored, two doubles, one home run, seven RBI, eight walks, two hit by pitch, one sacrifice fly and no stolen bases (in two attempts) in the month of March ... hit .281 (18-for-64) with nine runs scored, two doubles, four RBI, nine walks, three hit by pitch, one sacrifice fly and one stolen base (in one attempt) in the month of April ... batted .236 (13-for-55) with four runs scored, four doubles, three RBI, five walks and one sacrifice fly in the month of May ... hit .296 (21-for-71) with 10 runs scored, four doubles, one home run, six RBI, 13 walks, three hit by pitch and one stolen base (in one attempt) in home games ... batted .203 (14-for-69) with five runs scored, two doubles, six RBI, eight walks, two hit by pitch, three sacrifice flies and no stolen bases (in one attempt) in road games ... hit .265 (13-for-49) with three runs scored, two doubles, seven RBI, six walks, three hit by pitch, one sacrifice fly and no stolen bases (in one attempt) in neutral-site games ... batted .252 (26-for-103) with 12 runs scored, five doubles, one home run, 11 RBI, 15 walks, four hit by pitch, one sacrifice fly and no stolen bases (in two attempts) in Irish victories ... hit .256 (30-for-117) with 10 runs scored, four doubles, 11 RBI, 16 walks, seven hit by pitch, three sacrifice flies and one stolen base

(in one attempt) in day games ... batted .250 (18-for-72) with eight runs scored, four doubles, one home run, eight RBI, 11 walks, one hit by pitch, one sacrifice fly and no stolen bases (in two attempts) in night games ... hit .251 (47-for-187) with 18 runs scored, seven doubles, one home run, 19 RBI, 27 walks, eight hit by pitch, four sacrifice flies and one stolen base (in three attempts) in games started ... went 1-for-2 (.500) in games off the bench with a double ... batted .224 (11-for-49) against left-handed pitching ... hit .264 (37-for-140) against right-handed pitching ... batted .241 (20-for-83) with runners on base ... hit .264 (28-for-106) with bases empty ... went 1-for-8 (.125) with the bases loaded ... reached base 15 times out of a possible 40 (.375) when leading off an inning ... went 1-for-2 (.000) with a double as a pinch hitter ... batted .236 (13-for-55) with runners in scoring position ... successful on 10 of 16 RBI opportunities with a runner on third base and



BULL'S OVERALL STATS

YEAR	AVG	GP-GS	AB	R	H	2B	3B	HR	RBI	TB	SLG%	BB	HBP	SO	GDP	OB%	SF	SH	SB-ATT	PO	A	E	FLD%
2012	.254	54-52	189	18	48	8	0	1	19	59	.312	27	8	43	1	.364	4	0	1-3	20	1	0	1.000
TOTAL	.254	54-52	189	18	48	8	0	1	19	59	.312	27	8	43	1	.364	4	0	1-3	20	1	0	1.000

BULL'S BIG EAST STATS

YEAR	AVG	GP-GS	AB	R	H	2B	3B	HR	RBI	TB	SLG%	BB	HBP	SO	GDP	OB%	SF	SH	SB-ATT	PO	A	E	FLD%
2012	.270	27-27	100	11	27	4	0	1	10	34	.340	15	3	25	0	.372	3	0	1-2	10	0	0	1.000
TOTAL	.270	27-27	100	11	27	4	0	1	10	34	.340	15	3	25	0	.372	3	0	1-2	10	0	0	1.000

BULL'S CAREER STATS VS. BIG EAST (INCLUDES POSTSEASON)

TEAM	AVG	GP-GS	AB	R	H	2B	3B	HR	RBI	TB	SLG%	BB	HBP	SO	GDP	OB%	SF	SH	SB-ATT	PO	A	E	FLD%
Cincinnati	.364	3-3	11	3	4	1	0	0	0	5	.455	3	1	5	0	.533	0	0	0-0	0	0	0	.000
Connecticut	.182	3-3	11	0	2	1	0	0	1	3	.273	1	0	2	0	.231	1	0	0-0	0	0	0	.000
Georgetown	.308	3-3	13	2	4	0	0	0	1	4	.308	1	0	3	0	.357	0	0	0-0	0	0	0	.000
Pittsburgh	.444	3-3	9	1	4	0	0	0	1	3	.778	2	1	0	0	.583	0	0	0-0	4	0	0	1.000
Rutgers	.182	3-3	11	2	2	1	0	0	0	3	.273	2	0	2	0	.308	0	0	0-0	0	0	0	.000
Seton Hall	.091	4-4	11	0	1	0	0	0	1	1	.091	2	0	4	0	.214	1	0	0-0	4	0	0	1.000
St. John's	.389	5-5	18	1	7	0	0	0	1	7	.389	2	1	2	0	.476	0	0	1-1	0	0	0	.000
USF	.091	3-3	11	1	1	0	0	0	3	1	.091	1	0	3	0	.154	1	0	0-1	2	0	0	1.000
Villanova	.308	3-3	13	1	4	1	0	0	0	5	.385	1	0	5	0	.357	0	0	0-0	0	0	0	.000

less than two outs ... batted .137 (7-for-51) with two outs ... advanced 53 base runners on 103 attempts, good for a percentage of .515 ... registered 11 multi-hit games, including a trio of three-hit outings (Pittsburgh, Mar. 23; Georgetown-1, Apr. 20; St. John's-2, Apr. 27) collected one multi-RBI games ... reached base in 44 of the 54 games in which he saw action ... Notre Dame went 28-24 when Bull started (18-15 at designated hitter, 6-5 in left field and 4-4 in right field) ... the Irish went 5-2 when Bull led off, 12-12 when he hit second, 1-0 when he batted sixth, 4-2 when he hit seventh and 0-1 when he batted eighth ... collected an RBI in each of his first five career games ... highlight of the season came with a solo, walk-off home run in the bottom of the ninth inning to defeat Pittsburgh on Mar. 23 ... first walk-off home run by an Irish player since 2010 ... first freshman with a walk-off home run since Alec Porzel in 1998.

PREP & PERSONAL: Named 2011 Perfect Game Central Region All-American at Eden Prairie H.S. in Eden Prairie, Minn. ... 2011 Perfect Game nationally ranked top 500 ... 2011 Rawlings Pre-Season All-American top 400 players ... 2010 Perfect Game nationally ranked No. 328 overall and No. 3 in Minnesota ... 2010 Power Showcase All-American Team (representing the state of Minnesota) ... helped Eden Prairie to conference, sectional and state championship in 2010 ... helped Eden Prairie to conference and sectional championship in 2009 ... played for Tony Ruemmele at Eden Prairie ... born Oct. 8, 1992 ... full name is Ryan Carl Bull ... son of David and Leslie Bull ... has a younger sister, Brittany ... enrolled in Mendoza College of Business but has not declared a major.

BULL'S OVERALL CAREER HIGHS

Hits: 3, three times (last time vs. St. John's-2, Apr. 27, 2012)
Doubles: 1, eight times (last time at Connecticut, May 17, 2012)
Triples: None
Home runs: 1, vs. Pittsburgh (Mar. 23, 2012)
Total bases: 6, vs. Pittsburgh (Mar. 23, 2012)
RBI: 2, vs. Pittsburgh (Mar. 25, 2012)
Runs: 1, 17 times (last time vs. Rutgers, May 13, 2012)
Walks: 2, four times (last time vs. St. John's-1, Apr. 27, 2012)
Hit by pitch: 2, vs. Illinois (Feb. 17, 2012)
Struck out: 3, five times (last time at Villanova, May 4, 2012)
Sac flies: 1, four times (last at Connecticut, May 17, 2012)
Sac bunts: None
At-bats: 5, 11 times (last at Connecticut, May 18, 2012)
Stolen bases: 1, vs. St. John's-1 (Apr. 27, 2012)
Caught stealing: 1, twice (last time at USF, Mar. 30, 2012)
Fielding chances: 4, vs. Indiana State (Mar. 18, 2012)
Putouts: 4, vs. Indiana State (Mar. 18, 2012)
Assists: 1, vs. Western Michigan (Apr. 11, 2012)
On-Base Streak: 13, Apr. 27 – May 17, 2012
Hitting streak: 7, Apr. 10 – Apr. 20, 2012

BULL'S BIG EAST CAREER HIGHS

Hits: 3, three times (last time vs. St. John's-2, Apr. 27, 2012)
Doubles: 1, four times (last time at Connecticut, May 17, 2012)
Triples: None
Home runs: 1, vs. Pittsburgh (Mar. 23, 2012)
Total bases: 6, vs. Pittsburgh (Mar. 23, 2012)
RBI: 2, vs. Pittsburgh (Mar. 25, 2012)
Runs: 1, 10 times (last time vs. Rutgers, May 13, 2012)
Walks: 2, twice (last time vs. St. John's-1, Apr. 27, 2012)
Hit by pitch: 1, three times (last time vs. St. John's, Apr. 29, 2012)
Struck out: 3, three times (last time at Villanova, May 4, 2012)
Sac flies: 1, three times (last at Connecticut, May 17, 2012)
Sac bunts: None
At-bats: 5, six times (last at Connecticut, May 18, 2012)
Stolen bases: 1, vs. St. John's-1 (Apr. 27, 2012)
Caught stealing: 1, at USF (Mar. 30, 2012)
Fielding chances: 3, at Seton Hall (Apr. 5, 2012)
Putouts: 3, at Seton Hall (Apr. 5, 2012)
Assists: None

#36 PAT CONNAUGHTON

Arlington, MA/St. John's Prep

SO

RHP

R/R

6-5

205



AT NOTRE DAME: One-year monogram winner that enters sophomore season with a 3.18 career ERA and 4-4 record, plus 40 strikeouts, 21 walks and 47 hits allowed (.276 opponent batting average) in 12 appearances (10 starts) and 45.1 innings (eight hit batters, four wild pitches and no home runs allowed) ... in BIG EAST games, owns a 1.95 career ERA and 4-3 record, plus 31 strikeouts, 18 walks and 32 hits allowed (.237 opponent batting average) in nine appearances (seven starts) and 37.0 innings (six hit batters, two wild pitches and no home runs allowed) ... averaging 7.94 strikeouts and 4.17 walks per 9.0 innings pitched as well as a 1.90 strikeout-to-walk ratio in his career ... tough, hard-nosed competitor that has been on winning teams throughout his athletic career ... has physical ability to be dominant pitcher on the college level, with classic bulldog mentality ... one of the hardest throwers on the team who can spot his explosive fastball with movement on both sides of the plate ... will likely move to the top of the rotation following the end of the basketball season.

HONORS & AWARDS: Rated by *Baseball America* as the No. 8 overall prospect in the BIG EAST entering the 2013 season (second highest rated player in the league among 2014 draft-eligible players) ... rated by Perfect Game as the No. 38 sophomore prospect entering the 2013 season ... rated by Perfect Game as the No. 2 sophomore prospect in the BIG EAST entering the 2013 season.

FRESHMAN BASEBALL SEASON (2012): Made 12 appearances, including 10 starts ... his 10 starts were third most by any pitcher on the staff ... went 4-4 with a 3.18 earned run average in 45.1 innings of work ... allowed 47 hits as his opponents batted .276 ... struck out 40 and walked 21 ... in BIG EAST games only, ranked tied for first in fewest home runs allowed (none), fourth in ERA (1.95), fourth in earned runs allowed (eight), tied for fifth in fewest hit allowed (32), tied for fifth in fewest runs allowed (12) and seventh in opposing batting average (.237) ... averaged 7.94 strikeouts and 4.17 walks per nine innings ... posted a 1.90 strikeout-to-walk ratio ... Notre Dame posted a 6-6 record when Connaughton pitched ... the Irish were 5-5 record when Connaughton started ... did not allow an earned run in five of 12 appearances, including four of his 10 starts ... registered the fifth-most innings pitched (45.1) without surrendering a home run in single-season school history ... went 4-3 with a 1.95 ERA in nine appearances (seven starts) in BIG EAST action ... allowed 32 hits in 37.0 innings of work as his opponents batted .237 ... struck out 31 and walked 18 ... went 0-1 with a 8.64 ERA in three appearances (all starts) in non-conference action ... allowed 15 hits in 8.1 innings of work as his opponents batted .429 ... struck out nine and walked three ... went 0-1 with a 10.80 ERA in two appearances (both starts) in the BIG EAST tournament ... allowed 14 hits in 6.2 inning of work as his opponents batted .483 ... struck out four and walked two ... went 1-0 with a 0.00 ERA in two appearances (one start) in the month of March ... allowed three hits in 4.1 innings of work as his opponents batted .188 ... struck out seven and walked two ... went 1-3 with a 3.10 ERA in five appearances (four starts) in the month of April ... allowed 19 hits in 20.1 innings of work as his opponents batted .250 ... struck out 14 and walked 12 ... went

2-1 with a 3.92 ERA in five appearances (all starts) in the month of May ... allowed 25 hits in 20.2 innings of work as his opponents batted .321 ... struck out 19 and walked seven ... went 2-1 with a team-best 1.42 ERA in five appearances (four starts) in home games ... allowed 17 hits in 19.0 innings of work as his opponents batted .236 ... struck out 19 and walked seven ... went 2-2 with a 2.29 ERA in five appearances (four starts) in away games ... allowed 16 hits in 19.2 innings of work as his opponents batted .232 ... struck out 17 and walked 12 ... went 0-1 with a 10.80 ERA in two appearances (two starts) in neutral-site games ... allowed 14 hits in 6.2 innings of work as his opponents batted .483 ... struck out four and walked two ... went 4-0 with a 0.37 ERA in six appearances (five starts) in Irish victories ... allowed 18 hits in 24.1 innings of work as his opponents batted .214 ... struck out 25 and walked 11 ... went 4-4 with a 3.54 ERA in 10 appearances (eight starts) in day games ... allowed 43 hits in 40.2 innings of work as his opponents batted .281 ...



CONNAUGHTON'S OVERALL STATS

YEAR	ERA	W-L	APP	GS	CG	SHO	SV	IP	H	R	ER	BB	SO	2B	3B	HR	BF	BAVG	WP	HBP	BK	SFA	SHA
2012	3.18	4-4	12	10	0	0/1	0	45.1	47	20	16	21	40	9	0	0	209	.276	4	8	0	4	6
TOTAL	3.18	4-4	12	10	0	0/1	0	45.1	47	20	16	21	40	9	0	0	209	.276	4	8	0	4	6

CONNAUGHTON'S BIG EAST STATS

YEAR	ERA	W-L	APP	GS	CG	SHO	SV	IP	H	R	ER	BB	SO	2B	3B	HR	BF	BAVG	WP	HBP	BK	SFA	SHA
2012	1.95	4-3	9	7	0	0/1	0	37.0	32	12	8	18	31	7	0	0	167	.237	2	6	0	3	5
TOTAL	1.95	4-3	9	7	0	0/1	0	37.0	32	12	8	18	31	7	0	0	167	.237	2	6	0	3	5

CONNAUGHTON'S CAREER STATS VS. BIG EAST (INCLUDES POSTSEASON)

TEAM	ERA	W-L	APP	GS	CG	SHO	SV	IP	H	R	ER	BB	SO	2B	3B	HR	BF	BAVG	WP	HBP	BK	SFA	SHA
Cincinnati	2.25	0-0	1	1	0	0/0	0	4.0	3	1	1	2	4	1	0	0	19	.188	0	1	0	0	0
Connecticut	0.00	0-0	1	1	0	0/1	0	3.0	3	0	0	2	2	0	0	0	13	.273	0	0	0	0	0
Georgetown	0.00	1-0	1	1	0	0/0	0	6.0	4	0	0	4	3	2	0	0	23	.211	0	0	0	0	0
Pittsburgh	0.00	1-0	1	0	0	0/0	0	2.2	2	2	0	1	2	0	0	0	13	.200	0	1	0	0	1
Rutgers	0.00	1-0	1	1	0	0/0	0	5.0	5	1	0	1	6	0	0	0	22	.263	0	1	0	0	1
Seton Hall	6.75	0-1	1	1	0	0/0	0	1.1	3	1	1	2	2	0	0	0	10	.429	0	0	0	0	1
St. John's	7.30	0-2	3	3	0	0/0	0	12.1	20	11	10	4	6	3	0	0	63	.400	1	4	0	4	1
USF	8.10	0-1	1	0	0	0/0	0	3.1	3	3	3	2	3	1	0	0	15	.231	0	0	0	0	0
Villanova	1.50	1-0	1	1	0	0/0	0	6.0	3	3	1	2	7	2	0	0	24	.158	2	1	0	0	2

struck out 33 and walked 18 ... went 0-0 with a 0.00 ERA in two appearances (two starts) in night games ... allowed four hits in 4.2 innings of work as his opponents batted .235 ... struck out seven and walked three ... went 3-3 with a 2.97 ERA in 10 starts ... allowed 42 hits in 39.1 innings of work as his opponents batted .286 ... struck out 35 and walked 18 ... went 1-1 with a 4.50 ERA in two relief appearances ... allowed five hits in 6.0 innings of work as his opponents batted .217 ... struck out five and walked three ... left-handed hitters batted .268 (11-for-41) ... right-handed hitters batted .279 (36-for-129) ... batters hit .237 (22-for-93) with runners on base ... batters hit .325 (25-for-77) with the bases empty ... batters hit .235 (12-for-51) with two outs ... made career debut in a start on Mar. 20 against Eastern Michigan (1.2 IP, 1 H, 0 R, 5 K, 1 BB) ... picked up the victory with 2.2 innings of relief without allowing an earned run to Pittsburgh (Mar. 25) ... struggled with a blister in first career BIG EAST start against Seton Hall on Apr. 7 (1.1 IP, 3 H, 1 ER, 2 K, 2 BB) ... tossed 6.0 shutout innings, limited Georgetown (Apr. 21) to four hits and secured series sweep ... struck out six, walked one and limited Rutgers to one unearned run on five hits in 5.0 innings of work on May 13 (dimched the series for the Irish) ... opened the BIG EAST tournament against No. 2 seed St. John's and failed to retire a single batter (allowed six hits and seven earned runs), but rebounded three days later against the same Red Storm club with a tremendous outing ... held St. John's to an earned run on eight hits in 6.2 innings with four strikeouts and one walk.

FRESHMAN BASKETBALL SEASON (2011-12): One of three Irish players to appear in all 34 games ... started 18 contests ... posted averages of 7.0 points and 4.4 rebounds per game ... notched 30 assists, 17 steals and five blocked shots ... averaged 24.1 minutes per game ... shot 41-120 (.342) from three-point range ... scored in double-figures nine times, including three 20-plus point efforts ... registered one double-double ... led the Fighting Irish in scoring four times and three times apiece in rebounds and blocked shots ... averaged 6.3 points and 4.6 rebounds in BIG EAST play ... started 12 of the team's 18 BIG EAST regular-season contests ... tallied 10 points and nine rebounds in just his second career game, a 59-53 win over Detroit ... netted a season-high 24 points against Sam Houston State in the third game of the season ... went 6-for-10 from beyond the three-point arc in the 74-41 win over Sam Houston State ... the 24 points were the most for an Irish freshman since Torin Francis had 25 during the 2002-03 season ... earned his first career start in the following game, a 93-69 win over Delaware State ... scored 11 points against Georgia in the Progressive CBE Classic ... had 11 points at Gonzaga ... his first BIG EAST start came in the 67-58 upset of No. 1 Syracuse ... registered a double-double with 23 points and 11 boards in a 76-59 triumph of Marquette ... was named the BIG EAST Co-Rookie of the Week for his performance against the Golden Eagles ... posted 10 points and five rebounds in a 71-53 win over Rutgers ... scored a team-high 21 points and grabbed nine rebounds in a 74-70 comeback overtime victory at Villanova ... was 7-for-12 from three-point range against Villanova ... had 12 points and six rebounds in a 57-53 besting of USF ... tallied 10 points versus Xavier in the second round of the NCAA tournament. **BASEBALL:** Appeared in 12 games, including 10 starts, as a pitcher on the Fighting Irish baseball team during the 2012 season ... posted a 4-4 record with a 3.18 earned-run average ... logged 45.1 innings on the mound and registered 40 strikeouts.

PREP & PERSONAL: Drafted in the 38th round of the 2011 MLB First-Year Player Draft by San Diego Padres as a senior out of St. John's Prep in Danvers, Mass. ... ranked the 33rd-best overall prospect nationally by Perfect Game ... ranked the 167th-best overall prospect nationally by ProspectWire.com ... posted an 11-2 record with a 1.75 earned-run average and 160 strikeouts in 90 innings pitched ... also played third base ... batted .400 with a .750 slugging percentage as a senior ... widely considered a top-five round pick by many MLB scouts entering the 2011 draft ... collected a no-hitter with 14 strikeouts and two walks in a 5-0 victory over the Spy Ponders, 5-0 (did not allow a ball to leave the infield) ... earned all-state honors in baseball during his senior season

CONNAUGHTON'S OVERALL CAREER HIGHS

Innings Pitched (starter): 6.2, vs. St. John's (May 26, 2012)
Innings Pitched (reliever): 3.1, at USF (Apr. 1, 2012)
Walks allowed: 4, at Georgetown (Apr. 21, 2012)
Strikeouts: 7, at Villanova (May 6, 2012)
Batters faced: 28, vs. St. John's (Apr. 29, 2012)
Fielding chances: 2, at Villanova (May 6, 2012)
Putouts: 1, at Villanova (May 6, 2012)
Assists: 2, at Georgetown (Apr. 21, 2012)
Runners CS: 1, at Georgetown (Apr. 21, 2012)
Winning Streak: 2, May 6 - May 13, 2012

CONNAUGHTON'S BIG EAST CAREER HIGHS

Innings Pitched (starter): 6.2, vs. St. John's (May 26, 2012)
Innings Pitched (reliever): 3.1, at USF (Apr. 1, 2012)
Walks allowed: 4, at Georgetown (Apr. 21, 2012)
Strikeouts: 7, at Villanova (May 6, 2012)
Batters faced: 28, vs. St. John's (Apr. 29, 2012)
Fielding chances: 2, at Villanova (May 6, 2012)
Putouts: 1, at Villanova (May 6, 2012)
Assists: 2, at Georgetown (Apr. 21, 2012)
Runners CS: 1, at Georgetown (Apr. 21, 2012)

in addition to being a three-time all-conference performer ... 2010 Massachusetts Coaches' Division I North Most Valuable Player ... at the Massachusetts state championship, struck out 14 and surrendered three hits in 12.0 innings pitched and posted a 0.00 ERA ... named MVP of the 2008 Eastern Massachusetts Babe Ruth Tournament and led the New England Lightning to the silver medal at the AAU National Championships ... four-year letterwinner at St. John's Prep, where he is the all-time leading scorer (1,713 points) ... played under the guidance of head coach Sean Connolly ... averaged 23 points, 17 rebounds and eight assists during his high school career ... team captured the state title during his senior season ... 2011 Gatorade Player of the Year for the state of Massachusetts ... 2011 ESPN Mr. Basketball for Massachusetts ... ranked 73rd nationally by Scout.com and 100th by ESPN ... two-time all-state selection and three-time all-conference pick, including being named the conference's MVP as a junior and senior ... three-time team captain ... capped team MVP honors during his final three seasons ... two-time conference champion ... squad posted a 46-4 record during his junior and senior seasons ... only junior selected to the Boston Globe Super Team and the Boston Herald High Dream Team ... selected as Most Valuable Player (MVP) of the Catholic Conference and was named to the Catholic Conference All-Star Team ... also selected as his team's MVP and served as team captain ... helped lead his team to a 3-0 record at the 2010 AAU National Showcase in Orlando, Fla. ... averaged 30 points and 20 rebounds per game at the 2010 AAU Nationals ... lettered in football as a quarterback during his freshman and sophomore seasons ... born Jan. 6, 1993 ... full name is Patrick Bergin Connaughton ... son of Leonard and Susan Connaughton ... father played football at Framingham State College ... uncle, Richard, played baseball at Springfield College ... enrolled in Mendoza College of Business but has not declared a major.

#37 KYLE RUBBINACCIO



Manalpan, NJ/Manalpan

SO	RHP	R/R	6-3	200
----	-----	-----	-----	-----

AT NOTRE DAME: Enters sophomore season with a 9.00 career ERA and 0-1 record, plus nine strikeouts, nine walks and 15 hits allowed (.341 opponent batting average) in seven appearances (two starts) and 11.0 innings (no home runs allowed) ... in BIG EAST games, owns a 13.50 career ERA and 0-0 record, plus one strikeout and three hits allowed (.429 opponent batting average) in one appearance (in relief) and 2.0 innings ... would have been a key contributor to the Irish bullpen, but suffered an elbow injury and will miss 2013 following Tommy John surgery ... proven winner from a championship level high school program ... possesses a power arm with an above average breaking ball.

FRESHMAN SEASON (2012): Made seven appearances (two starts) ... went 0-1 with a 9.00 ERA ... allowed 15 hits in 11.0 innings of work as opposing batters hit .341 ... struck out nine and walked nine ... Notre Dame posted a 3-4 record when Rubbinaccio pitched ... inherited four base runners upon entering the game and allowed three to score ... walked a pair, hit a batter and allowed an earned run in his collegiate debut against Illinois (Feb. 17), but rebounded with three consecutive scoreless relief outings (Hofstra-2 on Feb. 25; at Texas State on Mar. 2 and Eastern Michigan on Mar. 20) ... struck out six in first career start against Western Michigan (Apr. 11) ... struggled with command in final outing of the season against Valparaiso on May 2 (3.2 IP, 5 H, 4 ER, 4 BB).

PREP & PERSONAL: Three-year letterwinner at Manalpan H.S. in Manalpan, N.J. ... finished Manalpan career with a 19-2 record ... went 5-0 with a 1.55 ERA in 2011 ... named first team all-division in baseball in 2011 ... first team all-district in basketball in 2011 ... named first team

RUBBINACCIO'S OVERALL CAREER HIGHS

Innings Pitched (starter): 3.2, vs. Valparaiso (May 2, 2012)
Innings Pitched (reliever): 2.0, at USF (Mar. 31, 2012)
Walks allowed: 4, vs. Valparaiso (May 2, 2012)
Strikeouts: 6, vs. Western Michigan (Apr. 11, 2012)
Batters faced: 21, vs. Valparaiso (May 2, 2012)
Fielding chances: None
Putouts: None
Assists: None
Runners CS: None
Winning Streak: None

RUBBINACCIO'S BIG EAST CAREER HIGHS

Innings Pitched (starter): None
Innings Pitched (reliever): 2.0, at USF (Mar. 31, 2012)
Walks allowed: None
Strikeouts: 1, at USF (Mar. 31, 2012)
Batters faced: 9, at USF (Mar. 31, 2012)
Fielding chances: None
Putouts: None
Assists: None
Runners CS: None

all-State Group 4, first team all-Shore and Monmouth County Player of the Year in 2010 ... chosen A-North Division Pitcher of the Year, first team all-district, first team all-A-North Division in 2010 ... went 9-0 with 1.29 ERA in 2010 ... allowed only two extra base hits all season ... named to the Carpenter Cup Shore All-Star Team ... 2010 Manalpan High School Pitcher of the Year ... named 2010 Perfect Game Pitcher of the Tournament - Northeast Qualifier ... named 2009 first team all-district in baseball ... went 5-2 with a 2.22 ERA ... born May 6, 1993 ... full name is Kyle Austin Rubbinaccio ... son of Robert and Marjorie Rubbinaccio ... has two brothers, Robby and Eric ... enrolled in Mendoza College of Business but has not declared a major.



RUBBINACCIO'S OVERALL STATS

YEAR	ERA	W-L	APP	GS	CG	SHO	SV	IP	H	R	ER	BB	SO	2B	3B	HR	BF	BAVG	WP	HBP	BK	SFA	SHA
2012	9.00	0-1	7	2	0	0/0	0	11.0	15	11	11	9	9	3	0	0	58	.341	3	4	1	1	0
TOTAL	9.00	0-1	7	2	0	0/0	0	11.0	15	11	11	9	9	3	0	0	58	.341	3	4	1	1	0

RUBBINACCIO'S BIG EAST STATS

YEAR	ERA	W-L	APP	GS	CG	SHO	SV	IP	H	R	ER	BB	SO	2B	3B	HR	BF	BAVG	WP	HBP	BK	SFA	SHA
2012	13.50	0-0	1	0	0	0/0	0	2.0	3	3	3	0	1	1	0	0	9	.429	1	1	0	1	0
TOTAL	13.50	0-0	1	0	0	0/0	0	2.0	3	3	3	0	1	1	0	0	9	.429	1	1	0	1	0

RUBBINACCIO'S CAREER STATS VS. BIG EAST (INCLUDES POSTSEASON)

TEAM	ERA	W-L	APP	GS	CG	SHO	SV	IP	H	R	ER	BB	SO	2B	3B	HR	BF	BAVG	WP	HBP	BK	SFA	SHA
USF	13.50	0-0	1	0	0	0/0	0	2.0	3	3	3	0	1	1	0	0	9	.429	0	0	0	0	0

#13 MAC HUDGINS

Richmond, VA/Douglas S. Freeman



SO	OF	R/R	6-0	185
----	----	-----	-----	-----

AT NOTRE DAME: One-year monogram winner enters his sophomore season with a .261 career batting average with no home runs and 20 RBI ... has added 20 runs scored, four doubles, three triples, nine walks, six hit by pitch, one sacrifice fly, five sacrifice bunts and three stolen bases (in eight attempts) in 47 games (37 starts) ... in BIG EAST games, owns a career .246 batting average with no home runs and 11 RBI ... has added seven runs scored, three doubles, two triples, one walk, three hit by pitch, one sacrifice fly, one sacrifice bunt and two stolen bases (in five attempts) in 22 games (18 starts) ... batted a quartet of players for the starting spot in both corner outfield positions ... solid defensive outfielder with ability to cover significant ground ... leadoff-type hitter ... brings athleticism to the program ... above average runner with very good defensive skills ... must gain strength and continue to develop into a productive hitter ... carried a 3.072 cumulative GPA into the '13 spring semester.

HONORS & AWARDS: BIG EAST Academic All-Star (2012).

FRESHMAN SEASON (2012): Saw action in 47 games and started 37, including 29 in left field and eight in centerfield ... batted .261 (36-for-138) with 20 runs scored, four doubles, three triples and 20 RBI ... added nine walks, six hit by pitch, one sacrifice fly, five sacrifice bunts and three stolen bases (in eight attempts) ... recorded 46 total bases, posted a .333 slugging percentage and .331 on-base percentage ... posted a .976 fielding percentage ... committed two errors on 85 fielding chances with one assist and 82 putouts ... saw action in 22 BIG EAST games and started 18 of them ... batted .246 (16-for-65) with seven runs scored, three doubles, two triples and 11 RBI ... recorded 23 total bases, posted a .354 slugging percentage and .286 on-base percentage ... hit .274 (20-for-73) with 13 runs scored, one double, one triple, nine RBI, eight walks, three hit by pitch, four sacrifice bunts and one stolen base (in three attempts) in non-conference games ... batted .385 (5-for-13) with one run scored, three RBI, one walk, one sacrifice bunt and no stolen bases (in one attempt) in the BIG EAST tournament ... hit .333 (8-for-24) with eight runs scored, one double, three RBI, six walks, two hit by pitch, two sacrifice bunts and one stolen base (in one attempt) in the month of February ... batted .053 (1-for-19) with one run scored and one in the month of March ... hit .333 (13-for-39) with four runs scored, two doubles, three triples, nine RBI, one walk, one hit by pitch, one sacrifice fly, one sacrifice bunt and no stolen bases (in two attempts) in the month of April ... batted .250 (14-for-56) with seven runs scored, one double, eight RBI, two walks, one walk, three hit by pitch, two sacrifice bunts and two stolen bases (in five attempts) in the month of May ... hit .273 (12-for-44) with seven runs scored, two triples, seven RBI, one walk, two hit by pitch, one sacrifice fly, one sacrifice bunt and one stolen base (in three attempts) in home games ... batted .196 (10-for-51) with four runs scored, three doubles, one triple, seven RBI, one walk, two hit by pitch, one sacrifice bunt and one stolen base (in three attempts) in road games ... hit .326 (14-for-43) with nine runs scored, one double, six RBI, seven walks, two hit by pitch, three sacrifice bunts and one stolen base (in two attempts) in neutral-site games ... batted .307 (23-for-75) with 13 runs scored, four doubles, one triple, 13 RBI, seven walks, two hit by pitch, five sacrifice bunts and two

stolen bases (in four attempts) in Irish victories ... hit .258 (24-for-93) with 13 runs scored, two doubles, one triple, 13 RBI, nine walks, five hit by pitch, one sacrifice fly, four sacrifice bunts and three stolen bases (in six attempts) in day games ... batted .267 (12-for-45) with seven runs scored, two doubles, two triples, seven RBI, one hit by pitch, one sacrifice bunt and no stolen bases (in two attempts) in night games ... hit .271 (36-for-133) with 19 runs scored, four doubles, three triples, 20 RBI, nine walks, six hit by pitch, one sacrifice fly, five sacrifice bunts and three stolen bases (in seven attempts) in games started ... went 0-for-5 (.000) in games off the bench with a run scored and no stolen bases (in one attempt) ... batted .317 (13-for-41) against left-handed pitching ... hit .237 (23-for-97) against right-handed pitching ... batted .278 (20-for-72) with runners on base ... hit .242 (16-for-66) with bases empty ... went 4-for-4 (1.000) with the bases loaded ... reached base 19 times out of a possible 41 (.463) when leading off an inning ... went 0-for-3 (.000) as a pinch hitter ... batted .325 (13-for-40) with runners in scoring position ... successful on eight



HUDGINS' OVERALL STATS

YEAR	AVG	GP-GS	AB	R	H	2B	3B	HR	RBI	TB	SLG%	BB	HBP	SO	GDP	OB%	SF	SH	SB-ATT	PO	A	E	FLD%
2012	.261	47-37	138	20	36	4	3	0	20	46	.333	9	6	28	5	.331	1	5	3-8	82	1	2	.976
TOTAL	.261	47-37	138	20	36	4	3	0	20	46	.333	9	6	28	5	.331	1	5	3-8	82	1	2	.976

HUDGINS' BIG EAST STATS

YEAR	AVG	GP-GS	AB	R	H	2B	3B	HR	RBI	TB	SLG%	BB	HBP	SO	GDP	OB%	SF	SH	SB-ATT	PO	A	E	FLD%
2012	.246	22-18	65	7	16	3	2	0	11	23	.354	1	3	13	3	.286	1	1	2-5	41	1	0	1.000
TOTAL	.246	22-18	65	7	16	3	2	0	11	23	.354	1	3	13	3	.286	1	1	2-5	41	1	0	1.000

HUDGINS' CAREER STATS VS. BIG EAST (INCLUDES POSTSEASON)

TEAM	AVG	GP-GS	AB	R	H	2B	3B	HR	RBI	TB	SLG%	BB	HBP	SO	GDP	OB%	SF	SH	SB-ATT	PO	A	E	FLD%
Cincinnati	.250	3-3	8	1	2	0	0	0	3	2	.250	0	1	2	1	.300	1	0	0-1	6	0	0	1.000
Connecticut	.182	3-3	11	1	2	1	0	0	0	3	.273	0	0	1	1	.182	0	0	0-1	11	0	0	1.000
Georgetown	.500	3-3	12	1	6	2	1	0	4	10	.833	0	0	2	1	.500	0	1	0-0	8	1	0	1.000
Rutgers	.400	4-4	15	3	6	0	0	0	2	6	.400	0	0	2	0	.400	0	1	1-2	4	0	0	1.000
Seton Hall	.250	3-1	4	0	1	0	0	0	1	1	.250	1	0	1	0	.400	0	0	0-0	5	0	0	1.000
St. John's	.188	5-5	16	1	3	0	1	0	1	5	.313	1	0	3	0	.235	0	0	0-1	13	0	0	1.000
USF	.000	2-0	1	1	0	0	0	0	0	0	.000	0	0	1	0	.000	0	0	0-0	0	0	0	.000
Villanova	.091	3-3	11	0	1	0	0	0	3	1	.091	0	2	2	0	.231	0	0	1-1	5	0	0	1.000

of 11 RBI opportunities with a runner on third base and less than two outs ... batted .163 (7-for-41) with two outs ... advanced 38 base runners on 82 attempts, good for a percentage of .463 ... registered 10 multi-hit games, including a three-hit outing at Georgetown (Apr. 21) ... collected four multi-RBI games, including three at Georgetown (Apr. 21) ... Notre Dame went 20-17 when Hudgins started (15-14 in left field and 5-3 in centerfield) ... the Irish went 14-13 when Hudgins batted eighth and 6-4 when he led off ... registered at least one hit in each of the first six games of his career ... went 1-for-20 following the six-game hitting streak to open the season ... recorded back-to-back multi-hit games against Western Michigan (Apr. 11) and Cincinnati (Apr. 13) ... posted three straight multi-hit games against Georgetown (Apr. 20, 21) and Central Michigan (Apr. 25) ... batted .287 (27-for-94) over his final 27 games of the season to raise batting average 56 points to .265 ... went 3-for-5 with a run scored, double and three RBI in the victory over Georgetown (Apr. 21) ... drove in runs in each of the first three Irish games in the BIG EAST tournament.

PREP & PERSONAL: 2011 Rebich Outstanding Male Athlete Scholarship Award at Douglas S. Freeman H.S. in Richmond, Va. ... U.S. Marine Scholar-Athlete Award ... named all-district and all-academic outfielder ... selected to the Central Region Team ... chosen as the Douglas S. Freeman Most Valuable Player ... named all-district and all-academic at wide receiver ... selected to the Central Region Team in football ... chosen as the Douglas S. Freeman Most Valuable Football Player ... earned a varsity letter in basketball and awarded 110% Award ... named all-district and all-academic outfielder in 2010 ... selected to the Central Region Team ... chosen as the Richmond Times All-Metro ... received Rebel Award for Outstanding Junior Player ... named all-district and all-academic quarterback in football ... earned a letter in basketball ... born Oct. 29, 1992 ... full name is Edward McCall Hudgins ... son of Jeff and Jennifer Hudgins ... has two brothers, Will and Jay ... Will played baseball for the Irish (2009-12) and served as a co-captain in '12 ... Will was a 22nd-round pick of the Washington Nationals in the '12 MLB draft ... enrolled in Mendoza College of Business but has not declared a major.

HUDGINS' OVERALL CAREER HIGHS

Hits: 3, at Georgetown (Apr. 21, 2012)
Doubles: 1, four times (last time at Connecticut, May 18, 2012)
Triples: 1, three times (last time vs. St. John's-1, Apr. 27, 2012)
Home runs: None
Total bases: 5, at Georgetown (Apr. 21, 2012)
RBI: 3, at Georgetown (Apr. 21, 2012)
Runs: 2, four times (last time vs. Valparaiso, May 2, 2012)
Walks: 2, twice (last time vs. Hofstra, May 25, 2012)
Hit by pitch: 1, six times (last time at Villanova, May 6, 2012)
Struck out: 2, three times (last time vs. St. John's-2, Apr. 27, 2012)
Sac flies: 1, vs. Cincinnati (Apr. 15, 2012)
Sac bunts: 1, five times (last time vs. Rutgers, May 24, 2012)
At-bats: 5, five times (last time at Georgetown, Apr. 21, 2012)
Stolen bases: 1, three times (last time vs. Rutgers, May 12, 2012)
Caught stealing: 1, five times (last time vs. St. John's, May 26, 2012)
Fielding chances: 5, twice (last time at Connecticut, May 17, 2012)
Putouts: 5, twice (last time at Connecticut, May 17, 2012)
Assists: 1, at Georgetown (Apr. 20, 2012)
On-Base Streak: 6, Feb. 17 - Feb. 26, 2012
Hitting streak: 6, Feb. 17 - Feb. 26, 2012

HUDGINS' BIG EAST CAREER HIGHS

Hits: 3, at Georgetown (Apr. 21, 2012)
Doubles: 1, three times (last time at Connecticut, May 18, 2012)
Triples: 1, twice (last time vs. St. John's-1, Apr. 27, 2012)
Home runs: None
Total bases: 5, at Georgetown (Apr. 21, 2012)
RBI: 3, at Georgetown (Apr. 21, 2012)
Runs: 1, seven times (last time vs. Rutgers, May 24, 2012)
Walks: 1, vs. St. John's (Apr. 29, 2012)
Hit by pitch: 1, three times (last time at Villanova, May 6, 2012)
Struck out: 2, vs. St. John's-2 (Apr. 27, 2012)
Sac flies: 1, vs. Cincinnati (Apr. 15, 2012)
Sac bunts: 1, at Georgetown (Apr. 20, 2012)
At-bats: 5, at Georgetown (Apr. 21, 2012)
Stolen bases: 1, twice (last time vs. Rutgers, May 12, 2012)
Caught stealing: 1, three times (last time vs. St. John's, May 26, 2012)
Fielding chances: 5, at Connecticut (May 17, 2012)
Putouts: 5, at Connecticut (May 17, 2012)
Assists: 1, at Georgetown (Apr. 20, 2012)

#32 CONNOR HALE



Carmel, IN/Brebeuf Jesuit

FR

RHP

R/R

6-4

175

PREP & PERSONAL: Named honorable mention first team all-state (3A) as a senior ... all-county as a junior ... won the Indiana 3A Mental Attitude Award as a senior ... helped Brebeuf Jesuit Preparatory School finish second in state as a senior ... earned sectional championships as a freshman and junior ... won a region crown as a junior ... earned three letters in baseball ... was a member of the Student Athletic Leadership Council and the National Honor Society ... played club baseball for the Pony Express ... is a certified scuba diver ... full name is Connor Oldham Hale ... born in Indianapolis, Ind. ... son of Todd and Nancy Hale ... has a younger brother, Hunter ... enrolled in First Year of Studies.

#28 MICHAEL HEARNE



Palos Heights, IL/Marist

FR

LHP


L/L

5-11

185

PREP & PERSONAL: Named all-conference and all-area as a senior at Marist High School ... selected all-conference as a junior ... earned three letters ... played club baseball with the Illinois Sparks ... cousin, David Hearne, is also a freshman on the Notre Dame baseball team ... has a cousin, Neil, that attends Notre Dame and plays in the band ... full name is Michael Joseph Hearne ... born in Greenville, S.C. ... son of Joseph and Nancy Hearne ... has an older sister, Katie, and a younger sister, Megan ... enrolled in First Year of Studies.

#2 JACK FLAHERTY




Orlando, FL/Dr. Phillips

FR	IONF	R/R	5-11	165
----	------	-----	------	-----

PREP & PERSONAL: Named all-metro conference shortstop as a senior ... selected as the batting champion and team MVP for high school team ... helped Dr. Phillips High School to a district championship as a senior ... finished as region runners up as a junior ... two-time winner of the Iron Panther award, which is awarded to the most athletic player on the team ... graduated with honors ... played for the EFBL Elite club team ... full name is John Thomas Flaherty ... born in Orlando, Fla. ... son of Jim and Lisa Flaherty ... has two older sisters, Allison and Ashley, an older brother, Conor and a younger brother, Michael ... enrolled in First Year of Studies.

#11 DAVID HEARNE




Homer Glen, IL/Providence Catholic

FR	RHP	R/R	6-4	195
----	-----	-----	-----	-----

PREP & PERSONAL: Earned two letters in baseball ... helped Providence Catholic to Chicago Catholic League Blue championships during sophomore, junior and senior seasons ... team finished second in state as a junior ... was an Illinois State Scholar and was on the High Honor Roll ... played club baseball with the Illinois Sparks ... cousin, Michael Hearne, is also a freshman on the Notre Dame baseball team ... full name David Joseph Hearne ... born in Blue Island, Ill. ... son of David and Bridie Hearne ... has a younger sister, Kelly ... enrolled in First Year of Studies.

#21 JOEY CRESTA




Plainfield, IL/Plainfield North

FR	RHP	R/R	5-10	185
----	-----	-----	------	-----

PREP & PERSONAL: Two-time all-conference and all-area selection (2011, 2012) ... all-state honorable mention (2012) ... helped Plainfield North High School win conference championships all four years ... had spectacular senior campaign as he led team in strikeouts, set the school record for strikeouts in a season and had an earned run average under one ... earned two letters ... also played football for two seasons ... played club baseball for the Northern Illinois Reds ... full name is Joey John Cresta ... born in Chester, Pa. ... son of Joe and Barbara Cresta ... has a younger sister, Emily, and a younger brother, Sam ... enrolled in First Year of Studies.

#4 LANE RICHARDS




Pendleton, OR/Pendleton

FR	INF	R/R	5-11	175
----	-----	-----	------	-----

PREP & PERSONAL: Two-time all-state and three-time all-conference selection ... was a second team all-state selection as a junior ... senior year was named to both the ESPN all-state baseball team and the Perfect Game West Region All-American Team ... named the 2011 Baseball Northwest Tournament MVP as a junior ... selected to the 2011 Kansas City Royals Area Code Baseball Team ... helped Pendleton High School to three league championships ... earned three letters in baseball and also played two years of basketball ... valedictorian of class ... was an AP scholar and was on High Honor Roll ... participated in the National Honor Society ... full name is Lane Reyburn Richards ... born in Pendleton, Ore. ... son of Seven and Kim Richards ... has two younger sisters, Ellie and Lauren ... enrolled in First Year of Studies.

#22 RICKY SANCHEZ




Miami, FL/Flanagan

FR	C	R/R	5-11	210
----	---	-----	------	-----

PREP & PERSONAL: Named all-county three times – second team as a sophomore and junior and first team as a senior ... earned a gold glove as a senior ... named 8A Academic Player of the Year in Florida ... helped Charles W. Flanagan High School to three district championships from 2010-12 ... won a region championship on the way to finishing second in the state as a junior ... team was the region runner-up as a senior ... named team MVP as a sophomore after leading team in doubles ... led county in doubles as a senior ... earned three letters in baseball ... earned the Male English Award in 2010 and the Male Bible Award in 2011 ... played club baseball for the East Cobb Astros ... in 2011 team was named CABA World Series national champions and Perfect Game national champions ... full name is Ricardo Mario Sanchez ... born in Miami, Fla. ... son of Rick and Carmen Sanchez ... has a younger sister, Natalia ... dad, Rick, played baseball at St. Thomas University ... enrolled in First Year of Studies.

#5 NICK MCCARTY



Westfield, IN/Cathedral

FR	RHP	R/R	6-1	185
----	-----	-----	-----	-----

PREP & PERSONAL: Two-time all-city honoree ... helped Cathedral High School win sectionals as a freshman and finish second in state as a sophomore and junior ... participated in the Indiana All-Stars team ... named academic all-state as a senior ... voted most improved on team as a junior and team MVP as a senior ... earned four letters ... member of the National Honor Society ... captain of the Brain Game team ... played club baseball for the Indiana Bulls ... named the 2010 Perfect Game World Underclass Most Valuable Pitcher ... full name is Nicholas John McCarty ... born in Modesto, Calif. ... son of Dale and Joleen McCarty ... has a younger brother, Jake ... dad, Dale, played baseball at Waldorf Junior College ... enrolled in First Year of Studies.

#12 KEVIN CONNOLLY



Omaha, NE/Creighton Prep

FR	OF	R/R	6-1	200
----	----	-----	-----	-----

PREP & PERSONAL: Four-time all-conference selection ... named all-Western North Carolina as a senior ... team captain ... selected as team MVP as a sophomore and senior ... won conference regular season and tournament titles as a junior and senior ... finished second in state as a junior ... named T.C. Robertson Male Athlete of the Year as a senior ... batted .458 with 27 RBI and 38 runs scored as a senior ... started every varsity baseball game since seventh grade ... earned six letters in baseball ... also played four years of basketball, starting every game for four years ... named all-conference as a junior and senior ... teamed team MVP and team captain both years as well ... earned four letters ... earned a full scholarship to the Carolina Day School for freshman and sophomore year, before attending T.C. Robertson High School as a junior and senior ... played club baseball for the Spartanburg Phillies ... helped team finish in third place in 2010 and eighth place in 2011 at the WWBA in East Cobb, Ga. ... full name is James Patrick Nevant ... born in Marion, N.C. ... son of Chris and Christine Nevant ... has a younger brother, Chris, and a younger sister, Suzanne ... uncle, John Ebert, played baseball at Notre Dame from 1978-82 ... grandfather, Jack Ebert, attended Notre Dame from 1953-54 ... enrolled in First Year of Studies.

#14 KYLE RICHARDSON



Park Ridge, IL/Maine South

FR	OF	R/R	5-11	185
----	----	-----	------	-----

PREP & PERSONAL: Named ESPN Nebraska preseason all-state and preseason Rawlings All-American ... batted .410, with 34 runs, 41 RBI, 20 walks, 43 hits 16 stolen bases, nine doubles, five home runs and three triples ... was a team captain ... represented Nebraska in the Arizona Powershowcase ... played in the Nebraska Colin/Orcutt All-Star game ... named game MVP ... named to the Rawlings Region 5 all-baseball team ... led Creighton Prep to best record in school history (34-4) and a state championship during senior year ... named Lincoln Journal Star first team SuperState and Omaha World Herald first team All-Nebraska ... finished as the all-time record holder in school history in home runs in a season (10) and home runs in a career ... had outstanding junior campaign, leading the state in homers (10), while finishing top five in the state in stolen bases (19) and top 10 in doubles (8) ... also hit .429 and slugged .938 ... scored 35 runs and drove in 36 runs ... led team in average and homers and was third in RBI while batting leadoff ... played in the 2011 Perfect Game National Showcase ... received a 9.5 rating from Perfect Game ... ranked first in Nebraska, 50th best outfielder in the U.S. and 27th best prospect in country ... selected to the 2011 Perfect Game Midwest Top Prospects team ... named Lincoln Journal Star second team SuperState and Omaha World Herald second team all-Nebraska ... earned two letters in baseball ... led summer league team to Nebraska summer state legion championship, region championship and the Legion World Series all while attending summer school at Notre Dame in 2012 ... full name is Kevin Joseph Connolly ... born in St. Louis, Mo. ... son of Tom and Jennifer Connolly ... has an older brother, Tommy, two older sisters, Katie and Kelly, and two younger brothers, Jack and Joe ... sister, Kelly, played soccer at Creighton ... sister, Katie, graduated from Notre Dame ... had two uncles and three aunts

#26 JAMES NEVANT



Asheville, NC/T.C. Robertson

FR	OF/1B	R/R	6-0	200
----	-------	-----	-----	-----

PREP & PERSONAL: Was named two-time all-conference ... selected all-area and honorable mention all-state as a senior ... helped team win region and conference championships as a senior ... earned two letters in baseball (played four years) and also played one year of basketball and two years of football at Maine South High School ... football team won 8A state championship as a freshman ... was a National Merit Scholar and an AP Scholar ... graduated 28th out of 613 in class ... played club baseball with the Illinois Sparks ... full name is Kyle Cousins Richardson ... born in Park Ridge, Ill. ... son of Timothy and Janice Richardson ... dad, Timothy, played four years of baseball at the University of Illinois and 6.5 years of minor league baseball ... had uncles that played football at Illinois, Wisconsin and Illinois Wesleyan ... also had an uncle that played baseball at Iowa ... has two younger sisters, Courtney and Britney ... enrolled in First Year of Studies.

#16 ZAK KUTSULIS



Homer Glen, IL/Providence Catholic

FR	LHP/OF	L/L	6-1	180
----	--------	-----	-----	-----

PREP & PERSONAL: Named second team all-Indiana by the Prep Baseball Report ... named second team all-state (3A) as a senior by Chicago Tribune ... second team all-area as a senior by the Chicago Sun Times ... 2012 Central Regional Honorable Mention Rawlings All-American by Perfect Game ... 2011 Perfect Game Underclass Honorable Mention All-American ... as a senior, finished with a 7-2 record and 2.18 ERA with 47 strikeouts ... also tallied five home runs, 30 RBI and a .402 batting average ... helped Providence Catholic to the Class 4A state runner-up as a junior ... comes from a lower-3/4 arm slot with a 84-87 mph fastball that has late arm-side action ... full name is Zachary Andrew Kutsulis ... born in Oak Lawn, Ill. ... son of Andy and Theresa Kutsulis ... has an older sister, Courtney, an older brother, Drew, and a younger brother, Niko ... enrolled in First Year of Studies.



all irish

officially licensed Notre Dame merchandise by adidas available
at the Leep Varsity Shop in Purcell Pavilion, Hammes Bookstore,
the Eddy Street Commons, and und.cbscollegestore.com

UNIVERSITY OF NOTRE DAME

Fighting Irish



Coaching Staff

Mik Aoki, the only head baseball coach to lead Boston College to an NCAA Regional since 1967, enters his third season at Notre Dame in 2013.



**MIK
AOKI**

Head Coach
13th Year Overall
Third Year at Notre Dame
Davidson '90



Mik Aoki (pronounced A-O-key), the only head baseball coach to lead Boston College to an NCAA Regional since 1967, heads into his third year in 2013 as the 20th head baseball coach at the University of Notre Dame.

Aoki has not only improved the Irish win total in each of his first two seasons, but has done so completely overhauling the Notre Dame roster.

The Irish went 31-27 overall and 14-13 in the BIG EAST in 2012 with the youngest team in the conference. Notre Dame led the BIG EAST in most starts by true freshmen (177), most starts by different true freshman (11) and highest average of true freshman starters per game (3.05). In fact, no other league foe started more than six different freshman or registered 140 total starts by rookies.

THE AOKI FILE

Hire Date: July 13, 2010
Career Record: 264-319-2 (.453/12)
Career D-I Record: 255-304-2 (.456/11)
At Notre Dame: 54-56-1 (.491/2)
At Boston College: 114-108-1 (.513/4)
At Columbia: 87-140 (.383/5)
At Manchester CC: 9-15 (.375/1)
Birthdate: October 7, 1968
Birthplace: Yokohama, Japan
Hometown: Plymouth, Mass.
Education: Davidson College ('90); B.A. in English Ohio University ('94); M.S. physical education in athletic administration

PLAYING CAREER

1987-90: Davidson College

FAMILY

Wife: Sue
Son: Kai (7)
Daughters: Bryn (4), Reese (3)

MILESTONE VICTORIES

Win No. 1: April 11, 1992 Manchester CC 12, vs. South Central CC 6
Win No. 100: March 10, 2007 Boston College 10, at Duke 5
Win No. 200: April 21, 2010 Boston College 9, vs. Northeastern 3 (Brockton, Mass.)

The 31 victories in '12 were the most by the Irish since 2009. Notre Dame managed just 23 and 22, respectively, in 2011 and 2010.

The Irish also recorded their most significant victory in the last decade. Notre Dame upended No. 11 LSU, 7-1, on March 11 in front of 10,347 at Alex Box Stadium. The Irish have not defeated a higher-ranked opponent on the road since capping off their historic run to Omaha with a 3-1 victory over No. 1 Florida State on June 10, 2002.

Notre Dame captured five of its nine BIG EAST series in '12, including four of its last six. The Irish had not collected more conference series victories in one season since 2006. The '06 Notre Dame club captured seven BIG EAST series and posted a 45-17-1 overall record and 21-5-1 mark in conference play.

The Irish also picked up multiple victories in the BIG EAST tournament and advanced to the semifinals for the first time since 2009. In fact, it only marked the second time the Irish have accomplished the feat since 2006.

Notre Dame equaled the school record set in 1981 and 1990 with 11 victories by a single run. The Irish actually played in 18 games decided by the slimmest of margins. Over the Aoki era, 55 of Notre Dame's 111 games have been decided by two runs or less.

In his first season at Notre Dame, Aoki guided the Irish to a 23-29-1 record and 13-13 mark in the BIG EAST in 2011 – leading Notre Dame back to the conference tournament (an accomplishment not reached in 2010). The Irish finished just one half game out of fourth in the league regular season standings.

Notre Dame competed against a challenging schedule last year with an inexperienced and injury-depleted squad. The Irish played without a trio of key left-handed pitchers, including 2010 No. 2 starter Steve Sabatino. The Irish had lost four of their top five hitters, over

50 percent of their run production and nearly 70 percent of their home run output from '10 (all to graduation). Notre Dame also broke out six freshman in the middle of the Irish batting order. Despite those obvious challenges and 14 games against schools that ultimately reached the NCAA regionals, including five against NCAA super regional qualifier Connecticut, the Irish went toe-to-toe with the demanding slate. Notre Dame managed only five victories against tournament-bound clubs, but two of the losses came by a single run and two more by two runs. In fact, the Irish held a 2-1 lead over the BIG EAST regular season champion Huskies in the bottom of the eighth inning in the opening round of the conference tournament, but Notre Dame was unable to hold off Connecticut as the Huskies plated three runs in the bottom of the eighth inning to secure a 4-2 triumph.

Notre Dame set a school record for one-run contests in 2011 (20) and finished just a game shy of the school record for one-run victories (10). The Irish played three other extra-inning games where they either tied (Gonzaga) or lost by two runs (West Virginia, Michigan). The Irish had two BIG EAST series in which all three games were decided by one run (Georgetown and Seton Hall). Notre Dame's victory over West Virginia on May 26 was the first BIG EAST tournament game decided by a 1-0 score since 2000 and only the third in tournament history. The Irish played in nine more games decided by two runs and nine more decided by three runs. In all, 38 of Notre Dame's 53 games were decided by less than three runs.

The Irish were carried all season by one of the top pitching staffs in the BIG EAST. Notre Dame finished 2011 with a 3.42 ERA (down from 5.95 in 2010), which was the best by an Irish staff since 2004 (3.36). Notre Dame actually took a 2.82 ERA into the final week of the

HEAD COACH EXPERIENCE

Year	School	Overall	League	Notes
2012	Notre Dame	31-27	14-13	BIG EAST (7th); BIG EAST tourney semifinalist
2011	Notre Dame	23-29-1	13-13	BIG EAST (8th); one half game out of 4th
2010	Boston College	30-28	14-16	Second straight ACC Tournament berth (school record for ACC victories)
2009	Boston College	34-26	13-15	First NCAA Tournament appearance since 1967 (then-school record for ACC victories)
2008	Boston College	26-27	9-21	—
2007	Boston College	24-27-1	12-17	—
2003	Columbia	21-27	9-11	Ivy League Gehrig Division (3rd)
2002	Columbia	22-25	10-10	Ivy League Gehrig Division (3rd)
2001	Columbia	20-27	10-10	Ivy League Gehrig Division (2nd)
2000	Columbia	11-34	6-14	Ivy League Gehrig Division (4th)
1999	Columbia	13-27	7-13	Ivy League Gehrig Division (1-2nd)
1992	Manchester CC	9-15	—	—
Totals	12 years	264-319-2	117-153	

regular season, which would have been the lowest by an Irish club since 1960 (2.60, school record) and ranked 15th in the NCAA at the time.

Notre Dame's starting pitchers registered a quality start (pitcher completes at least six innings and permits no more than three earned runs) in 33 of 53 games for the Irish. The 33 quality starts tripled Notre Dame's total 2010(11). The Irish owned a 2.57 strikeout-to-walk ratio, which was light years better than the total of 1.73 from '10. Notre Dame led the BIG EAST in fewest walks by a large margin. The Irish walked only 143 batters in 481.2 innings, good for a 2.67 average per nine innings – slightly off the school record for fewest walks per nine innings (2.48 in 2001), but still ranked third all-time.

The effort was even more impressive when you consider Notre Dame averaged 3.65 walks per nine innings in 2010 and 3.82 per nine innings in 2009.

The Irish pitching staff ranked first or second in the conference in sacrifice bunts allowed, walks allowed, hit batters allowed, runs allowed, earned runs allowed, wild pitches allowed and balks allowed.

Aoki has coached six Major League Baseball draft picks since arriving at Notre Dame in 2011. Four of those draft picks were pitchers, including Brian Dupra – a seventh-round selection of the Washington Nationals in 2011. Joe Hudson – a sixth-round pick of the Cincinnati Reds in 2012 – is the highest drafted player in his tenure.

Aoki arrived in South Bend after a four-year stint as the Eagle head coach in Chestnut Hill, Mass. He brought the Boston College baseball program into the national forefront after leading the Eagles' to the Atlantic Coast Conference Tournament in 2009 and 2010 (the only two ACC Tournament appearances in school history)

and their first NCAA Regional appearance in 42 years (2009).

In 2009, the Eagles' nearly knocked off number-one national seed Texas in an NCAA-record 25-inning game that would have propelled them to the finals of the '09 Austin Regional and given Boston College a great chance at reaching its first Super Regional in program history.

Aoki's '09 squad qualified for its first ACC Tournament and made a statement there as well. Entering the tournament needing at least one win to likely ensure a spot in an NCAA regional, the Eagles lost their first game to seventh-ranked Florida State. Boston College responded emphatically, beating 13th-rated Georgia Tech and 16th-ranked Miami in the next two games by a combined score of 17-4 to earn its bid to Austin.

The Eagles' 34-26 overall record qualified as their best since 2005 and their 13-15 record in

ACC play marked the most league wins since joining the conference in 2006 (Boston College eclipsed that total in 2010 with 14). The New England Intercollegiate Baseball Association tabbed Boston College as its team of the year for its performance.

Despite the loss of two top-50 overall draft picks following the '09 campaign, Boston College finished 30-28 overall, 14-16 in the ACC, and qualified for 2010 ACC Tournament. The Eagles took two of three to open the season at perennial power Tulane and recorded five victories over foes ranked in the top 10, including Miami (twice), Clemson, Florida State and Georgia Tech.

Aoki coached 28 Major League Baseball draft picks and four free agent signees during his tenure at Boston College in 2004. Three of those draft picks were first-round selections in Mike Belfiore, Chris Lambert and Tony Sanchez. In addition, 16 of those 28 picks have been pitchers and two (Lambert, Joe Martinez) have reached the Major League level.

In the 2010 first-year MLB player draft, Boston College had six players selected, most in program history. In fact, three Eagles were taken in the first 10 rounds of the draft – another program first.

Boston College also had a major presence in the '09 draft, as Sanchez was selected fourth overall by the Pittsburgh Pirates, the highest pick ever for the Eagles' baseball program. Belfiore was then taken in Comp Round A (45th overall) by the Arizona Diamondbacks, making the pair the two highest draft picks taken in the same draft from Boston College.

Aoki mentored six all-ACC performers in his four seasons as head coach, including the pro-



Pictured left to right Kai, Mik, Bryn, Sue and Reese.

gram's only two first-team nominees in Sanchez (2009) and Mickey Wiswall (2010). Four Eagles earned all-conference honors in 2009, the most since joining the ACC. Aoki's teams also produced eight all-New England selections, five all-ACC Academic Team members and two All-Americans (Belfiore and Sanchez).

Prior to being named Boston College head coach, Aoki, a Plymouth, Mass. native, spent three seasons (2004-06) as pitching coach for the Eagles. In 2004, he oversaw a staff that had five pitchers sign professional contracts at season's end.

Prior to his arrival in Chestnut Hill, Aoki spent five years (1999-2003) as the Columbia head coach, leading the Lions to an 87-140 mark during that span. His teams won 20 or more games in each of his last three seasons. Before the Aoki era, the Lions had not posted a 20-win season since 1987.

Before assuming his duties at Columbia, Aoki spent four years (1995-98) as assistant coach at Dartmouth. In that position, he focused his efforts on the team's infielders and hitters, while also serving as the program's recruiting coordinator.

He began his coaching career in 1992 as head coach at Manchester (Conn.) Community College, then served two seasons (1993-94) as an assistant coach at Ohio University.

Born Oct. 7, 1968, in Yokohama, Japan, and raised in Plymouth, Mass., Aoki attended Milton Academy in Milton, Mass. He earned four letters and started for three years in baseball at Davidson (1987-90), as a second baseman, third baseman and catcher. He still ranks among the school's career leaders in slugging percentage (.547, eighth) and batting average (.335, ninth). In his senior season (1990), he finished with a team-leading .365 batting average. He stroked 20 doubles in his final season, which stands as the second most in a single year in Davidson history. He also cracked 13 home runs in 1988, the fifth-best total in a single season at Davidson. Two of those homers were grand slams - only six other players in Davidson history have hit two grand slams in a season.

Aoki owns an undergraduate degree from Davidson in English (1990) and a master's degree from Ohio University in physical education in athletic administration (1994).

Aoki played one summer of professional baseball in the Netherlands -- for the HCAW Tigers of the Dutch Major League -- following his graduation.

Mik and wife, Sue, have three children - son, Kai (7), and daughters Bryn (4) and Reese (3).

AOKI'S HEAD-TO-HEAD MEETINGS

Opponents	CU	BC	ND	Total	Opponents	CU	BC	ND	Total
Army	0-1	0-1	0-0	0-2	Michigan State	0-0	0-0	0-3	0-3
Auburn	0-0	0-1	0-0	0-1	Missouri	0-0	1-0	0-0	1-0
Belmont	0-0	0-1	0-0	0-1	Monmouth	0-0	0-0-1	0-0	0-0-1
Bethune Cookman	0-0	1-0	0-0	1-0	Mount Saint Mary	0-0	1-0	0-0	1-0
Bradley	1-0	0-0	0-0	1-0	Navy	0-4	0-0	0-0	0-4
Brown	4-6	0-0	0-0	4-6	North Carolina	0-0	1-8	0-0	1-8
Bryant	0-0	3-1	0-0	3-1	North Carolina State	0-0	5-7	0-0	5-7
Butler	0-0	0-0	1-0	1-0	Northeastern	0-0	8-2	0-0	8-2
Cal Poly	0-5	0-0	0-0	0-5	Northwestern	0-0	0-0	1-0	1-0
California	0-1	0-0	0-0	0-1	Northern Iowa	0-1	0-0	0-0	0-1
Central Connecticut State	0-0	0-1	0-0	0-1	Notre Dame	0-0	1-0	0-0	1-0
Central Michigan	0-0	0-0	1-1	1-1	NY Tech	4-2	0-0	0-0	4-2
Charleston Southern	0-4	0-0	0-0	0-4	Oakland	0-1	0-0	0-0	0-1
Clemson	0-0	5-7	0-0	5-7	Ohio	1-3	0-0	0-0	1-3
Cincinnati	0-0	0-0	2-1	2-1	Ohio State	0-1	0-0	0-0	0-1
Coastal Carolina	0-0	0-0	0-1	0-1	Old Dominion	0-1	0-0	0-0	0-1
Connecticut	0-1	3-4	2-6	5-11	Pace	2-1	0-0	0-0	2-1
Coppin State	2-0	0-0	0-0	2-0	Pacific	0-1	0-0	0-0	0-1
Cornell	7-13	0-0	0-0	7-13	Penn	8-12	0-1	0-0	8-13
CW Post	2-2	0-0	0-0	2-2	Penn State	0-1	0-0	1-0	1-1
Dartmouth	7-3	4-0	0-0	11-3	Pittsburgh	0-0	0-0	4-2	4-2
Davidson	1-2	0-0	0-0	1-2	Princeton	4-16	0-0	0-0	4-16
Duke	0-0	9-3	0-0	9-3	Purdue	1-0	0-0	1-1	2-1
Eastern Michigan	0-0	0-0	1-0	1-0	Quinnipiac	0-0	3-0	0-0	3-0
Elon	0-2	0-0	0-0	0-2	Radford	0-1	0-0	0-0	0-1
Fairleigh Dickinson	2-0	0-0	0-0	2-0	Rhode Island	0-0	2-0	0-0	2-0
Florida	0-1	0-0	0-0	0-1	Rutgers	1-4	0-0	5-2	6-6
Florida Atlantic	0-0	3-5	0-0	3-5	Samford	0-0	1-0	0-0	1-0
Florida Gulf Coast	0-0	1-1	0-0	1-1	San Francisco State	0-1	0-0	0-0	0-1
Florida International	0-0	2-2	0-0	2-2	Santa Clara	0-1	0-0	0-0	0-1
Florida State	0-0	3-11	0-0	3-11	Seattle	0-0	0-0	1-2	1-2
Fordham	5-7	0-0	0-0	5-7	Seton Hall	0-0	0-0	3-4	3-4
Georgetown	2-0	0-0	5-1	7-1	St. Bonaventure	0-0	0-1	0-0	0-1
Georgia Southern	0-0	2-1	0-0	2-1	St. John's	1-3	0-1	0-7	1-11
Georgia Tech	0-0	3-8	0-0	3-8	Stetson	0-1	4-0	0-0	4-1
Gonzaga	0-0	0-0	0-1-1	0-1-1	Stony Brook	3-2	0-0	0-0	3-2
Hartford	1-0	3-0	0-0	4-0	Texas	0-0	0-1	0-0	0-1
Harvard	4-6	6-0	0-0	10-6	Texas-San Antonio	0-0	0-0	2-0	2-0
Hofstra	1-2	0-0	3-0	4-2	Texas State	0-0	1-0	0-3	1-3
Holy Cross	0-0	3-1	0-0	3-1	Toledo	0-0	0-0	1-0	1-0
Houston Baptist	0-0	0-0	1-0	1-0	Towson	0-0	0-1	0-0	0-1
Illinois	0-0	0-0	1-0	1-0	Tulane	0-0	2-1	0-0	2-1
Indiana	0-2	0-0	0-0	0-2	UAB	0-0	0-0	1-0	1-0
Indiana State	0-0	0-0	0-2	0-2	UCF	0-1	0-0	0-0	0-1
Iona	0-1	0-0	0-0	0-1	UCSB	0-2	0-0	0-0	0-2
Iowa	0-0	0-0	1-2	1-2	UIC	0-0	0-0	0-2	0-2
IPFW	0-0	0-0	1-0	1-0	UNC Charlotte	1-0	0-0	0-0	1-0
James Madison	0-3	0-0	0-0	0-3	USF	1-0	1-0	4-2	6-2
Kansas	0-0	0-0	1-0	1-0	Valparaiso	0-0	0-0	0-1	0-1
Kent State	0-0	0-0	1-0	1-0	Vanderbilt	0-0	0-1	0-0	0-1
Lafayette	1-0	0-0	0-0	1-0	Villanova	0-0	1-0	2-1	3-1
Lehigh	0-0	0-1	0-0	0-1	Virginia	0-0	1-11	0-0	1-11
LeMoyne	0-0	1-1	0-0	1-1	Virginia Tech	0-0	3-4	0-0	3-4
Lipscomb	0-0	0-1	0-0	0-1	Wagner	2-1	0-0	0-0	2-1
Long Island	3-1	0-0	0-0	3-1	Wake Forest	0-1	9-3	0-0	9-4
Louisville	0-0	0-0	1-2	1-2	Wesleyan	0-1	0-0	0-0	0-1
LSU	0-0	0-0	1-0	1-0	West Virginia	0-0	0-0	2-2	2-2
Maine	0-1	0-0	0-0	0-1	Western Michigan	0-0	0-0	1-1	1-1
Manhattan	3-4	0-0	1-1	4-5	William & Mary	1-5	0-0	0-0	1-5
Maryland	0-0	9-3	0-0	9-3	William Paterson	1-0	0-0	0-0	1-0
Maryland Eastern Shore	0-0	2-0	0-0	2-0	Willthrop	2-1	0-0	0-2	2-3
Massachusetts	0-1	1-5	0-0	1-6	Yale	8-2	0-0	0-0	8-2
Miami	0-0	4-7	0-0	4-7					
Michigan	0-0	0-0	1-3	1-3					

2013 opponents in bold



JESSE WOODS

Assistant Coach
Eighth Year Overall
Third Year at Notre Dame
Wheaton College (Mass.) '04



Jesse Woods, who spent three seasons coaching at Boston College, enters his third year at Notre Dame in 2013. Woods serves as the Irish outfield coach and leads the program's recruiting efforts and hitters.

Notre Dame proved to be a vastly improved offense club under Woods' second year of tutelage in 2012. After the Irish batted .239 in 2011 — the lowest batting average for an Irish squad since 1978 (the last year when the NCAA still used wooden bats) — Notre Dame raised its team average by nearly 40 points to .277. In '11, the Irish had 12 or more hits in just five games, but recorded 18 such games last season. Notre Dame collected at least 10 hits in 28 games last year as opposed to 14 double-digit hit games in '11.

Notre Dame hit 36 home runs in '12, which led the BIG EAST. The Irish registered just 18 long balls in '11 — only three teams in the league had fewer.

Notre Dame was the only team in the BIG EAST with a pair of players with 10 or more home runs. The sophomore duo of Eric Jagielo (13) and Trey Mancini (12) combined for 25 round trippers. Jagielo ranked second in the league and Mancini was tied for third.

Jagielo and Mancini were the first Irish tandem with 10 or more home runs in the same season since Jeremy Barnes (15) and A.J. Pollock (10) in 2009. They were the first set of Notre Dame sophomores to collect double digit home runs in the same season since Matt Bransfield (12) and Craig Cooper (10) in 2004.

Woods was instrumental in last season's recruiting class that included 13 players from 11 different states, including California, Indiana, Florida, New Jersey, Pennsylvania, Iowa, Minnesota, Texas, Virginia, Illinois and Massachusetts. No class in Notre Dame history has come from such a widespread area.



Woods managed through a difficult transition for Notre Dame in 2011, factoring in the new BBOR standard for bat testing and five first-year everyday starters into the lineup. The Irish struggled offensively for much of the season, but Woods did aid in the development of the rookie tandem of Mancini and Jagielo — whom hit third and fourth, respectively, over the entire year. Notre Dame has not had first-year players in those two spots of the lineup in at least 23 years (dating back to the 1988 season when records allow game-by-game lineups).

Mancini was the first Irish rookie and eighth player in program history to lead Notre Dame in all three triple-crown categories (batting average, home runs and RBI). He also was named 2011 BIG EAST Rookie of the Year, third team all-BIG EAST and Louisville Slugger Freshman All-American. In addition to the triple crown categories, Mancini led the Irish in hits (61), doubles (15), triples (three), total bases (109), slugging percentage (.577) on-base percentage (.385), multiple hit games (17), multiple RBI games (nine) and runs scored (33).

Mancini earned a spot on the BIG EAST honor roll three times in 2011. No player was honored by the BIG EAST more in terms of Player of the Week/Honor Roll than Mancini.

Jagielo was the first Notre Dame rookie to bat third in a season opener since at least 1988. He started all 53 games in 2011 at four different positions. Jagielo started at first base, third base, left field and center field. He hit third in the lineup the entire year.

Jagielo led the Irish in walks (25) and also ranked second on the team in slugging percentage (.418), runs scored (32), hits (54), RBI (28), doubles (13), home runs (five), total bases (84), multiple hit games (15) and multiple RBI games.

Woods was especially critical in the development of fifth-year senior OF Herman Petzold in '12. Petzold entered the season with exactly three base hits and no RBI in 10 at-bats over 11 career games — all off the bench. Petzold also played exclusively as a middle infielder over his first four years at Notre Dame. In fact, when the new coaching staff took over the program in June, Petzold was not even listed on the roster, but he was offered an opportunity to tryout in the fall without any guarantees of a spot on the roster.

Petzold earned a starting spot in right field and started all 53 games in '12. He ranked second in batting average (.282), on-base percentage (.363) and sacrifice bunts (10). He registered a hit in 35 of Notre Dame's 53 games. Petzold also ranked third on the team with 12 multi-hit games, including a team-best equaling four games with at least three hits.

Woods also aided in Jagielo's development as an outfielder. A converted shortstop from high school, Jagielo opened the season at first base, then moved to third base before ultimately closing the season in the outfield.

In addition to his recruiting duties with the Eagles, Woods worked with the Boston College outfielders and hitters. He has developed three of the premier outfielders in New England and the Atlantic Coast Conference since his arrival in 2008. Barry Butera was drafted in the 21st round of the Major League Baseball First-Year Player Draft in 2009. Robbie Anston established himself as one of the best leadoff hitters in the country in 2009 and earned all-

ACC second team honors. Anston was drafted in the 26th round of the 2010 draft, while John Spatola was nabbed in the 35th round.

Anston started all 118 games over his last two years at Boston College. He ranks 10th all-time in school history with 122 career runs scored. In 2010, Anston led the Eagles in doubles (21), triples (6) and steals (18), was second in batting (.324), on-base percentage (.409), runs (55) and hits (77) and third in slugging (.525), total bases (125) and walks (25). He also hit five home runs and drove in 35 runs. As a junior, Anston set the single-season Boston College hits record with 85.


Spatola, a former walk-on, went from a role player in 2009 to a power-hitting everyday starter in 2010. He entered his senior season with five career home runs, but slammed 17, which is the third most in Boston College single-season history. Spatola also led the Eagles in RBI with 61.

Spatola was second on the squad in slugging (.596), total bases (136) and steals (13) and was third in runs (47), hits (72) and triples (2). He batted .316 on the year with nine doubles and a .398 on-base percentage.

Woods came to Boston College after three seasons as an assistant coach at Wheaton College (Mass.). While at Wheaton, Woods assisted with recruiting, game management tasks, implementing practice schedules and off-field conditioning. Woods helped Wheaton win three New England Women's and Men's Athletic Conference (NEWMAC) Championships and advanced to the NCAA Regional Tournament all three seasons. In 2006, Wheaton advanced to the Division III National Championship game.

Prior to his coaching career, Woods played first base, catcher and outfield at Wheaton from 2001-04. He and his teammates captured three NEWMAC Championships and made three regional appearances. Woods was voted co-captain by his teammates prior to the start of the 2004 season.

Woods graduated with a degree in history from Wheaton in 2004. He and his wife, Danielle, live in Granger.



Danielle and Jesse

THE WOODS FILE

2010-present: University of Notre Dame, assistant coach

2008-10: Boston College, assistant coach

2005-08: Wheaton College (Mass.), assistant coach

2001-04: Played First Base/Catcher at Wheaton College (Mass.)

Education: Wheaton College (Mass.) ('04), B.A. in history

Hometown: Reading, Mass.

Chuck Ristano



**CHUCK
RISTANO**

Assistant Coach
Ninth Year Overall
Third Year at Notre Dame
Sacred Heart '04



Third-year pitching coach Chuck Ristano has made quite a difference with the Irish pitching staff over the last two seasons.

► Notre Dame has posted back-to-back seasons with fewer than 3.00 walks per nine innings for the first time in school history.

► The Irish have posted back-to-back seasons with a strikeout-to-walk ratio above 2.50 for the first time in school history.

► Notre Dame has posted back-to-back seasons with an ERA sub-4.00 for the first time since the 2006-07 campaigns.

► The Irish have led the BIG EAST in fewest walks per nine innings in both 2011 (2.67) and 2012 (2.81). Both totals rank among the top five in single-season school history.

► Here is a graph that clearly shows the improvement across the board of the Notre Dame pitching staff since his arrival prior to the '11 season.

Category	2012	2011	2010	2009	2008
ERA	3.92	3.42	5.95	5.36	4.38
Opp. Avg.	.272	.266	.299	.286	.272
SO/BB	2.61	2.57	1.73	1.49	2.10
BB/9IP	2.81	2.67	3.65	3.82	3.41
HR/gm	0.29	0.42	0.83	0.71	0.71

Ristano was instrumental in Will Hudgins' breakout senior campaign and ultimate selection in the '12 MLB draft (22nd round selection of the Washington Nationals).

Hudgins was named all-BIG EAST second team following his only season as a starter. He went 5-3 and led the league with a 2.06 ERA. Hudgins was the first Irish starter to complete a season with an ERA in the neighborhood of 2.00 since David Phelps, now a starting

pitcher for the New York Yankees, posted a 1.88 ERA in 2007. Hudgins struck out 90 and walked 24 in 96.1 innings.

Hudgins topped the BIG EAST in fewest earned runs allowed (22), ranked fourth in strikeouts (90), seventh in opposing batting average (.233) and ninth in innings pitched (96.1). He collected nine quality starts and allowed one earned run or less in 10 of his last 14 starts.

The Irish were carried all season by one of the top pitching staffs in the BIG EAST in 2011. Notre Dame finished '11 with a 3.42 ERA (down from 5.95 in 2010), which was the best by an Irish staff since 2004 (3.36). Notre Dame actually took a 2.82 ERA into the final week of the regular season, which would have been the lowest by an Irish club since 1960 (2.60, school record) and ranked 15th in the NCAA at the time.

Notre Dame's starting pitchers registered a quality start (pitcher completes at least six innings and permits no more than three earned runs) in 33 of 53 games for the Irish. The 33 quality starts is even more impressive when you consider Notre Dame totaled 11 in 2010. The Irish owned a 2.57 strikeout-to-walk ratio, which was light years better than the total of 1.73 from '10. Notre Dame led the BIG EAST in fewest walks by a large margin. The Irish walked only 143 batters in 481.2 innings, good for a 2.67 average per nine innings – slightly off the school record for fewest walks per nine innings (2.48 in 2001), but still ranked third all-time.

The Irish pitching staff ranked first or second in the conference in sacrifice bunts allowed, walks allowed, hit batters allowed, runs allowed, earned runs allowed, wild pitches allowed and balks allowed.

Notre Dame's 2011 weekend rotation of Brian Dupra, Cole Johnson and Todd Miller totaled 29 quality starts as opposed to the weekend rotation of 2010, which accounted for just 11.

Dupra, Johnson and Miller struck out 221 batters and walked only 71 in their 287.0 innings of work. That equated to a 3.11 strikeout-to-walk ratio, 6.93 punch outs per nine innings and 2.23 walks per nine innings. They registered nine straight quality starts to open the season. The Irish had not gone that many consecutive games with a quality start in nearly 10 years.

Notre Dame's starting rotation of Dupra, Johnson, Miller, Anthony McIver and Adam Norton averaged 6.38 innings per start. In fact, Dupra, Johnson and Miller averaged 6.52 innings per start on weekends. Notre Dame's starting pitchers averaged only 4.73 innings per start in 2010. They combined for 25 starts of at least 7.0 innings. The Irish managed only seven such starts the year prior to Ristano's arrival.

Dupra and Johnson each ranked among the top 10 in the BIG EAST in innings pitched. Dupra (104.2) ranked fifth and Johnson (101.0) ranked ninth. Notre Dame was the only school in the conference that had two pitchers ranked among the top 10 in innings pitched. Johnson (2.76) ranked eighth in the BIG EAST in ERA and Dupra (3.10) ranked 12th.

Notre Dame's bullpen did not disappoint either. The front line bullpen of Will Hudgins, Sean Fitzgerald, Dan Slania, McIver and Norton finished with a 2.90 ERA. The bullpen amassed 12 saves and limited its opponents to a .253 batting average. The quintet struck out 94 and walked 42.

The Irish relief corps was even better in BIG EAST action. Notre Dame's bullpen posted a 2.08 ERA in 73.2

innings. They owned a 7-4 record and seven saves in league play. The bullpen struck out 43 and walked 20. Irish opponents batted just .230 against the bullpen in BIG EAST games. The pen surrendered two home runs and 12 total extra-base hits in 26 league games.

Ristano acted as the recruiting coordinator and pitching coach at Monmouth University in West Long Branch, N.J. for four years (2006-2009). He not only directed all phases of recruitment, but also was responsible for the development of off-season throwing and conditioning programs. Ristano coordinated study hall and all travel plans, and even assisted in numerous fund-raising activities. He placed players in a number of top-level summer collegiate leagues.

Ristano helped guide the Hawks to the conference title and automatic NCAA bid in 2007 and 2009. Monmouth won 30 or more games in three of his four seasons on staff, including a school-record 37 victories in 2008. The Hawks appeared in the 2007 Tempe Regional and 2009 Oxford Regional.

Ristano also recruited and tutored three pitchers selected in the Major League Baseball draft, including Ryan Buch and Brett Brach, who were selected in the eighth and tenth round, respectively, in the 2009 MLB Draft. In total, eight of his recruits eventually signed professional baseball contracts.

Under Ristano's guidance, seven pitchers earned all-conference honors, four earned all-region honors and four more were named TPX All-Americans, including Brach, who was the 2007 NEC Pitcher of the Year.

In his first season at Monmouth (2006), Ristano's pitching staff ranked eighth nationally in earned-run average (3.34), setting a school record. In 2008, his staff posted a 3.99 ERA, as the Hawks joined 11 other teams to finish in the NCAA top 20 in ERA in two of the previous three seasons. In 2007, his staff set a school record with 374 strikeouts.

During his four seasons at the school, Monmouth posted a 132-89 record and compiled a team ERA of 4.35. The Hawks led the NEC in ERA in 2006, finished second each of the other three years and led the conference in strikeouts twice.

In 2005, Ristano served as pitching coach at his alma mater Sacred Heart University in Fairfield, Conn. He tutored both first team all-conference pitchers, including the league's pitcher of the year, and helped the Pioneers to their first ever NEC Tournament appearance.

Ristano, who spent the 2010 season as the pitching coach and recruiting coordinator at Temple University, was a four-year letterwinner at Sacred Heart (2001-04). He was a two-time captain and four-time NEC All-Academic Team honoree. Ristano graduated with a B.S. degree in sports management in 2004.

THE RISTANO FILE

2013-present: University of Notre Dame, assistant coach

2010-2012: University of Notre Dame, volunteer assistant coach

2009-10: Temple University, assistant coach

2006-09: Monmouth University, assistant coach

2005: Sacred Heart University, assistant coach

2001-04: Pitcher at Sacred Heart

Education: Sacred Heart University ('04), B.S. in sports management

Hometown: Valley Stream, N.Y.





EDDIE SMITH

Assistant Coach
Seventh Year Overall
First Year at Notre Dame
Notre Dame '06



Former Notre Dame infielder Eddie Smith ('06), who recently coached at both Santa Clara University and the University of Virginia, enters his first year at his alma mater as the volunteer baseball coach in 2013. He will work primarily with the Irish outfielders.

"I know everyone says it, but I really could not be more excited to return to Notre Dame," said Smith. "I was so lucky to be a part of this program and University as a student-athlete, and, now, I'm literally overwhelmed to rejoin the Notre Dame family as a coach. I can't thank Mikk (Aoki) enough for this opportunity and look forward to being a part of the staff that brings Notre Dame back to the NCAA regionals."

"We are extremely fortunate to have Eddie on our staff," said Aoki. "As a former Notre Dame player, Eddie offers incredible experience and insight to our players about the type of commitment, attitude and work ethic necessary to win at the highest level of college baseball. He has been part of extremely successful programs as both a player and coach. Eddie has participated in five NCAA tournaments, including a pair of trips to Omaha. Our players will make immediate and drastic improvements under his tutelage."

Smith comes to Notre Dame after one year at Santa Clara, where the Broncos won 26 games - nine more than 2011. Smith led the day-to-day development of position players and played a large role in the recruiting efforts for the program. Smith played an instrumental role in the development of Broncos' outfielders Lucas Herbst and Pat Stover - both of whom were selected in the 2012 MLB draft.

Herbst, who was picked in the 26th round by the Baltimore Orioles, hit .356 with two home runs, four triples, seven doubles and 25 RBI last spring. He also swiped six bases and scored 29 runs. Herbst finished his Santa Clara career with a .301 batting average, 26 stolen bases and seven home runs. He also added 10 career triples, 14 doubles, 71 RBI and 103 runs scored.

A first-team all-West Coast Conference selection in 2012, Stover hit .297 on the season and either led or tied for the team lead in home runs (five), at-bats (202), hits (60), runs scored (33), RBI (37), total bases (85), doubles (10) and stolen bases (14).

In Smith's only season at Santa Clara, the Bronco offense led the conference in stolen bases and finished second in home runs, hitting more than twice as many round trippers than 2010. Santa Clara also captured the conference title for fielding percentage and Bronco infielders committed just 27 errors the entire season.

Smith arrived at Santa Clara after spending five seasons (2007-11) in two different roles at Virginia under former Irish pitching coach Brian O'Connor. He served as the Cavaliers' director of operations in 2007 and 2008 before moving into an assistant coach role in 2009. Smith was part of the greatest era in the history of the program.

Virginia reached the College World Series in both 2009 and 2011, captured ACC Champ-

ionships in all three seasons and averaged 52 wins per year - more than any other program in the country over that time span. In addition, the Cavaliers took the field as the No. 1 team in the country in 45 percent of their games during his tenure.

In his tenure at Virginia, the Cavaliers reached the NCAA regionals every year and had 34 players selected in the MLB - 17 in the top 10 rounds and a pair of first round picks.

Smith's collegiate playing career opened at Centralia Community College in Centralia, Wash., where he helped the Blazers set a school record for wins in 2004. He led the team in hitting and was named all-Northwest Athletic Association of Community Colleges.

Smith ultimately earned a spot as a walk-on infielder at Notre Dame in 2005. He helped the Irish win a pair of BIG EAST championships and earned two berths to the NCAA regionals. Smith graduated with a bachelor's degree in Spanish from Notre Dame in 2006.

Smith served as the head coach for the North Thurston High School Legion team in 2004 and was an assistant camp director at Notre Dame in 2006.

Smith was inducted into the Centralia College Hall of Fame in 2012.

THE SMITH FILE

2013-: University of Notre Dame, assistant coach

2012: Santa Clara University, assistant coach

2009-11: University of Virginia, assistant coach

2007-08: University of Virginia, director of operations

2005-06: Infielder at Notre Dame

Education: University of Notre Dame ('06), B.S. in Spanish

Hometown: Olympia, Wash.



Support Staff

ASSISTANT COACHES (1952-2013)

Gene Ritzenthaler	1952
Jim Gibbons	1958-61, '62#
Chuck Lennon	1962-66
Tom Kelly	1967-68
John Counsel	1969-72
Tim McNeil	1975
Jeff Jeffers	1976
Joseph (Ray) Lentych	1977-88
Larry Gallo	1979-80*
Brian Galloway	1988
Jeff Nate	1989
Fred Petersen	1989
Mike Gibbons	1989-92
John Flanagan	1990-91
Mike Moshier	1991
Gary Tuck	1992-93
Brian Cleary	1992-93
Cory Mee	1993*, '95-'99
Jeff Forney	1994
Doug Schreiber	1994
Hap Durkin	1994*
Brian O'Connor	1995-2003
Todd Marazita	1995*
Dusty Lepper	2000-02
Wally Wideliski	2001-03*
David Grewe	2003-05
Terry Rooney	2004-06
John Gumpf	2004-06*
Cliff Godwin	2006
John Fitzgerald	2007*
Sherard Clinkscates	2007-09
Scott Lawler	2007-10
Graham Sikes	2008-10*
Dave Dangler	2010
Joe Hastings	2011-12
Chuck Ristano	2011-13
Jesse Woods	2011-13
Eddie Smith	2013*

*-volunteer coach; #-freshman coach

BASEBALL SUPPORT STAFF

Josh Berlo, Baseball Administrator	7356
Dan Brazo, Stadium Field Maintenance	7962
Craig Cheek, Strength & Conditioning....	7890
Mike Harrity, Student-Athlete Development	4606
Kara Killion, Ticket Office	7356
Abby O'Donnell, Promotions.....	1211
Brian Radigan, Team Orthopedic ..	247-9441
Steve Sollman, Academic Services	4478
Scott Stansbury, Athletic Trainer	3302

MEDIA RELATIONS

Michael Bertsch
Office: 7516
Fax: 7941

Home/Cell: (574) 532-4154
Press Box: 9018 / 9476



*Future Boston Red Sox Hall of Famer **Carl Yastrzemski** – seen here receiving tips from former Irish assistant **Jim Gibbons** – attended Notre Dame in 1957-58 but pursued his pro career before he could join the Irish varsity.*



Gene Ritzenthaler



Chuck Lennon



John Counsell



Jeff Jeffers



Ray Lentych



Mike Gibbons



Gary Tuck



Brian O'Connor



Cory Mee



Scott Stansbury
Athletic Training



Craig Cheek
Strength & Conditioning



Michael Bertsch
Media Relations



Josh Berlo
Senior Assistant AD



Steve Sollman
Academic Services



Dr. Brian Radigan
Team Orthopedic



Abby O'Donnell
Promotions



Kara Killion
Ticket Office



Dan Brazo
Field Maintenance



Mike Harrity
Student-Athlete Development



Steve Gibson
Field Maintenance



Jeff Duval
Field Maintenance



Brian Metz
Student Manager



Kaleen DeFilippis
Student Manager



Elizabeth Stickley
Student Manager



Jordyn Conovar
Student Manager

UNIVERSITY OF NOTRE DAME

Fighting Irish



Season In Review

Joe Hudson – a sixth-round selection of the Cincinnati Reds in the 2012 MLB First-Year Player Draft and all-BIG EAST second-team choice – was the highest drafted Notre Dame catcher since Ken Plasha went to the Chicago White Sox in the first round of the 1965 draft.

Season In Review

Tommy Chase, INF

- ▶ Capital One/CoSIDA Academic All-District V
- ▶ Fan's Choice Award Finalist presented by TD Ameritrade
- ▶ Coach Wooden Citizenship Cup Finalist
- ▶ Ray Siegfried Award for Leadership Excellence
- ▶ Christopher Zorich Award

Will Hudgins, RHP

- ▶ Drafted By Washington Nationals in the 22nd Round of 2012 MLB Draft
- ▶ Notre Dame Monogram Club MVP Award
- ▶ Notre Dame Club of St. Joseph Valley Rockne Student-Athlete Award
- ▶ Second Team ABCA/Rawlings NCAA MidEast Region
- ▶ Second Team All-BIG EAST
- ▶ College Sports Madness First Team All-BIG EAST
- ▶ BIG EAST Weekly Honor Roll (May 14)
- ▶ BIG EAST Pitcher of the Week (Mar. 12)
- ▶ BIG EAST Weekly Honor Roll (Mar. 19)
- ▶ College Sports Madness National Pitcher of the Week (Mar. 19)
- ▶ College Sports Madness BIG EAST Player of the Week (Mar. 19)

Sean Fitzgerald, RHP

- ▶ College Baseball 360 Primetime Performers (Mar. 13)

Joe Hudson, C

- ▶ Drafted By Cincinnati Reds in the 6th Round of 2012 MLB Draft
- ▶ Second Team All-BIG EAST
- ▶ College Sports Madness Second Team All-BIG EAST
- ▶ Johnny Bench Award Semifinalist
- ▶ BIG EAST Weekly Honor Roll (Mar. 26)
- ▶ CollegeBaseballInsider.com Northeast Player of the Week (Feb. 20)
- ▶ BIG EAST Player of the Week (Feb. 20)

Eric Jagielo, 3B

- ▶ Second Team ABCA/Rawlings NCAA MidEast Region
- ▶ Second Team All-BIG EAST
- ▶ College Sports Madness First Team All-BIG EAST

Trey Mancini, 1B

- ▶ BIG EAST All-Tournament Team
- ▶ Third Team All-BIG EAST
- ▶ BIG EAST Tournament Home Run Derby Champion
- ▶ BIG EAST Player of the Week (Apr. 23)
- ▶ BIG EAST Weekly Honor Roll (Feb. 27)

Adam Norton, RHP

- ▶ BIG EAST Weekly Honor Roll (May 7)

Steve Sabatino, LHP

- ▶ Drafted By St. Louis Cardinals in the 26th Round of 2012 MLB Draft

Dan Slania, RHP

- ▶ Second Team All-BIG EAST
- ▶ BIG EAST Weekly Honor Roll (Feb. 27)
- ▶ Perfect Game's 17th-best BIG EAST prospect

Joe Spano, LHP

- ▶ Signed Free Agent Contract With Toronto Blue Jays

A STEP IN THE RIGHT DIRECTION — Notre Dame captured five of its nine BIG EAST series in 2012, including four of its last six. The Irish had not collected more conference series victories in one season since 2006. The '06 Notre Dame club captured seven BIG EAST series and posted a 45-17-1 overall record and 21-5-1 mark in conference play.

▶ Notre Dame registered 31 victories in 2012, the most by the Irish since the 2009 campaign. Notre Dame managed just 23 and 22, respectively, in 2011 and 2010.

▶ Notre Dame picked up multiple victories and advanced to the BIG EAST tournament semifinals for the first time since 2009. In fact, it only marked the second time the Irish have accomplished the feat since 2006.

YOUNG & THE HOPEFULLY NOT RESTLESS — Notre Dame's 31-man roster in 2012 consisted of 13 freshmen and six sophomores or 19 underclassmen. The Irish started 11 different rookies in 2012 (Mac Hudgins, Phil Mosey, Ryan Bull, Jason McMurray, Kevin DeFilippis, Conor Biggio, Blaise Lezynski, Alex Carter, Kyle Rubbinaccio, Matt Ternowchek and Pat Connaughton). In fact, six of the eight freshmen position players started at least 11 games.

▶ The other two freshmen (Scott Kerrigan and Cristian Torres) have also seen playing time. Torres and Ternowchek have made 11 and 17 appearances for Notre Dame, respectively.

▶ A total of 24 different players started for Notre Dame in 2012. Of those 24 players, only 11 had started in their Irish careers prior to the season and two of those players, Charlie Markson and Tommy Chase, combined for a total of just 22 starts.

▶ The only two senior position players to start games in 2012 were RF Alex Robinson and SS Tommy Chase. The duo started 44 and 35 games, respectively.

▶ Notre Dame's starting lineup against Western Michigan on Apr. 11, 2012, featured five different freshmen.

▶ Tommy Chase was the lone senior in Notre Dame's opening day lineup. The Irish have not had that few of seniors start an opener since 2005 when Matt Edwards was the lone senior.

▶ There were 580 total starts in 2012. Here is an interesting breakdown of starts by class:

Freshmen (177): Ryan Bull (52), Mac Hudgins (37), Jason McMurray (24), Conor Biggio (15), Phil Mosey (14), Kevin DeFilippis (11), Pat Connaughton (10), Blaise Lezynski (8), Alex Carter (2), Matt Ternowchek (2), Kyle Rubbinaccio (2).

Sophomores (119): Eric Jagielo (58), Trey Mancini (54), Sean Fitzgerald (7).

Juniors (189): Frank DeSico (58), Joe Hudson (57), Charlie Markson (51), Adam Norton (17), Patrick Veerkamp (6).

Seniors (95): Alex Robinson (44), Tommy Chase (35), Will Hudgins (15), Steve Sabatino (1).

▶ Here was the percentage breakdown of starts by class:

Freshmen: 177 (30.5%)

Sophomores: 119 (20.5%)

Juniors: 189 (32.6%)

Seniors: 95 (16.4%)

▶ Notre Dame's freshman class started 177 combined games in 58 outings, which eclipsed last season's total of 109 freshmen starts (that total came over 53 games).

▶ Here is an interesting look at a comparison of the 2012 combined freshman starts against previous Irish clubs:

Combined Starts By Freshman

(Team Games)/Avg. Freshman Starters/Gm

1989: 185 (68)/2.7	2001: 126 (63)/2.0
1990: 137 (58)/2.4	2002: 72 (68)/1.1
1991: 102 (61)/1.7	2003: 241 (63)/3.8
1992: 174 (63)/2.8	2004: 69 (63)/1.1
1993: 137 (62)/2.2	2005: 167 (63)/2.7
1994: 124 (62)/2.0	2006: 63 (63)/1.0
1995: 37 (61)/0.6	2007: 146 (56)/2.6
1996: 144 (62)/2.3	2008: 101 (55)/1.8
1997: 141 (60)/2.4	2009: 18 (59)/0.3
1998: 55 (58)/0.9	2010: 102 (54)/1.9
1999: 217 (61)/3.6	2011: 109 (53)/2.1
2000: 109 (64)/1.7	2012: 177 (58)/3.1

▶ To better understand the graph on page 78, Notre Dame's 2012 lineup averaged 3.1 freshman per starting nine. That is the highest such average since 2003 when the club averaged 3.8. It is the third-highest average since 1989 — a span of 24 years of Irish baseball.

▶ The '12 club registered 177 combined starts by freshman during the season (58 games). The 177 starts was the most combined by rookies since '03 and fourth-most since '89.



Tommy Chase was one of five national finalists for the 2012 Coach Wooden Citizenship Cup.

► The 11 different freshman to start games in '12 was the most since '89. The 2008 and 1989 Notre Dame squads started 10 freshman over the course of those campaigns.

Number of Different Freshman Starters

1989: 10	1997: 7	2005: 6
1990: 9	1998: 3	2006: 4
1991: 5	1999: 8	2007: 9
1992: 8	2000: 6	2008: 10
1993: 6	2001: 4	2009: 6
1994: 9	2002: 9	2010: 5
1995: 4	2003: 9	2011: 3
1996: 5	2004: 8	2012: 11

WALKING A TIGHTROPE — Notre Dame played 18 games decided by one run in 2012. The Irish went 11-7 in those outings. Notre Dame actually played in 20 such games in 2011 as well (going 10-10).

► The 11 wins by a single run is tied for the most in single-season school history (1990, 1981).

► Notre Dame established the school record for most games decided by a single run in 2011. The 2001 squad also played in 18 games decided by the slimmest of margins.

► Here is a look at the top 10 seasons in terms of most games decided by a single run and those teams records in those contests.

Rank	Year	1-run Games	Record
1.	2011	20	10-10
2.	2001	18	9-9
3.	2002	17	9-8
	2009	17	10-7
5.	2012	18	11-7

Rank	Year	1-run Wins
1.	1990	11
	1981	11
3.	2012	11
	2011	10
	2009	10
	2004	10
	1999	10
	1998	10

► Notre Dame played in nine more games decided by two runs. In all, 27 of Notre Dame's 58 games were decided by two runs or less.

► Over the last two seasons, 55 of Notre Dame's 111 games have been decided by two runs or less.

HUDGINS, CONNAUGHTON, NORTON FORM SOLID WEEKEND ROTATION

— Notre Dame's weekend starters — RHP Will Hudgins (nine), RHP Pat Connaughton (three) and RHP Adam Norton (seven) — combined to register 19 quality starts (at least 6.0 innings with three earned runs or less) in 32 starts in 2012. RHP Sean Fitzgerald picked up one quality start before moving back to the bullpen and it came against No. 11 LSU in Alex Box Stadium.

► The Irish weekend staff was quite stubborn in 2012 in terms of issuing walks. The quartet walked only 55 batters in 265.2 innings (in starts), good for a 1.86 average per nine innings. To get an idea just how good that was, the school record for fewest walks per nine innings by an entire staff is 2.48 (2001).

► Hudgins, Norton, Fitzgerald and Connaughton were nearly as good in BIG EAST action. The quartet issued just 32 free passes in 148.2 innings of work or 1.94 walks per game.

► Norton issued only seven walks (two intentional) in 98.0 innings of work and Fitzgerald walked just six in his 32.0 innings as a weekend starter. Hudgins walked 24 in 96.1 innings of work and five of those free passes came in his outing at Seton Hall (Apr. 5).

► Hudgins, Norton, Fitzgerald and Connaughton (as starters) have averaged 7.01 strikeouts per nine innings pitched and a 3.76 strikeout-to-walk ratio.

IRISH STAFF MAKES YOU EARN IT — As an entire staff, Notre Dame issued 160 walks in 511.2 innings in 2012. The Irish posted a 2.61 strikeout-to-walk ratio and averaged just 2.81 free passes per nine innings pitched.

► Notre Dame walked two or less in 30 different games in 2012. The Irish did not walk a single batter in a game six times.

► Here is the top five in a number of single-season pitching categories:

Rank	SO/BB Ratio	Year
1.	2.95 (504/171)	2006
2.	2.78 (420/151)	2001
3.	2.69 (436/162)	2004
4.	2.61 (417/160)	2012
5.	2.57 (368/143)	2011

Rank	BB Allowed/9 IP	Year
1.	2.48 (151/547.2)	2001
2.	2.63 (162/554.2)	2004
3.	2.67 (143/481.2)	2011
4.	2.81 (160/511.2)	2012
5.	2.82 (161/513.0)	1994

► Notre Dame led the BIG EAST in fewest walks in 2012. The Irish also the league in the same category in 2011.

HUDGINS ADAPTING WELL TO NEW ROLE

— Will Hudgins was named all-BIG EAST second team following his only season as a starting pitcher. He went 5-3 and led the league with a 2.06 ERA. Hudgins was the first Irish starter to complete a season with an ERA in the neighborhood of 2.00 since David Phelps, now a starting pitcher for the New York Yankees, posted a 1.88 ERA in 2007. He struck out 90 and walked 24 in 96.1 innings.

► Hudgins made 78 career appearances (fourth in school history) and finished with a 15-4 career record and 2.88 ERA. Only two pitchers in the history of Irish baseball (Aaron Heilman, 2.49 ERA, 393.2 IP; Tom Price, 2.84 ERA, 390.0 IP) have a lower career ERA with more innings pitched. His career winning percentage of .789 stands ninth all-time (minimum 16 career decisions).

THOU SHALL NOT ISSUE A FREE PASS

— Adam Norton led the NCAA in fewest walks per nine innings (0.64) and ranked third in the country in strikeout-to-walk ratio (8.71). He owns the school record in both fewest career walks per nine innings and strikeout-to-walk ratio.

SLANIA LEADS FROM THE BACK END

— Dan Slania led the BIG EAST in saves (12), games finished (29), appearances (31) and relief appearances (31). He went 3-0 with a 2.03 ERA in 31.0 innings. Slania owns a 2.20 career ERA, which is the best in school history (minimum 60.0 innings pitched). His 12 saves in 2012 ranked tied for third in single-season school history, while his 16 career saves rank fifth all-time.



Adam Norton led the NCAA in fewest walks per nine innings (0.64). He was the first Irish player to lead the nation in a statistically significant since Brett Lilley in 2008 (HBPs).

2012 Overall Statistics

HITTING

(SORTED BY BATTING AVG.)

PLAYER	AVG	GP-GS	AB	R	H	2B	3B	HR	RBI	TB	SLG%	BB	HBP	SO	OB%	SF	SH	SB	PO	A	E	FLD%
Hudson, Joe	.332	57-57	202	39	67	14	1	6	39	101	.500	23	14	32	.432	2	0	3-4	405	51	7	.985
Mancini, Trey	.317	54-54	202	47	64	10	0	12	45	110	.545	22	6	37	.395	3	0	3-7	427	40	4	.992
Jagiello, Eric	.310	58-58	229	33	71	15	0	13	43	125	.546	28	8	34	.399	3	1	4-8	59	83	16	.899
Markson, Charlie	.303	53-51	175	30	53	6	1	2	20	67	.383	17	10	32	.390	3	2	19-25	121	1	5	.961
DeSico, Frank	.302	58-58	248	42	75	9	0	0	23	84	.339	24	2	37	.369	0	4	13-16	167	174	7	.980
Robinson, Alex	.301	48-44	163	18	49	3	2	0	25	56	.344	10	0	24	.337	2	6	2-4	94	3	3	.970
Bull, Ryan	.254	54-52	189	18	48	8	0	1	19	59	.312	27	8	43	.364	4	0	1-3	20	1	0	1.000
DeFilippis, Kevin	.279	16-11	43	2	12	1	0	0	4	13	.302	2	0	12	.311	0	2	0-0	12	37	8	.860
Hudgins, Mac	.261	47-37	138	20	36	4	3	0	20	46	.333	9	6	28	.331	1	5	3-8	82	1	2	.976
McMurray, Jason	.221	29-24	77	14	17	3	2	1	6	27	.351	5	3	19	.294	0	3	1-3	26	53	8	.908
Biggio, Conor	.214	24-15	56	9	12	2	0	0	9	14	.250	7	1	15	.308	1	2	7-8	20	1	1	.955
Chase, Tommy	.195	41-35	113	16	22	2	1	0	7	26	.230	16	7	40	.328	1	5	1-1	25	58	10	.892
Lezynski, Blaise	.154	23-8	39	0	6	2	0	0	3	8	.205	4	0	7	.233	0	0	1-2	0	0	0	.000
Mosey, Phil	.136	19-14	44	3	6	1	0	1	4	10	.227	1	2	16	.184	2	2	0-0	18	21	3	.929
Carter, Alex	.105	17-2	19	1	2	1	0	0	0	3	.158	3	0	3	.227	0	0	0-0	17	2	0	1.000
Norton, Adam	.071	7-2	14	2	1	0	0	0	0	1	.071	1	0	2	.133	0	0	0-0	24	24	2	.960
Richter, Ryan	.000	1-0	0	0	0	0	0	0	0	0	.000	0	0	0	.000	0	0	0-0	1	1	3	.400
Fitzgerald, Sean	.000	1-0	0	0	0	0	0	0	0	0	.000	0	0	0	.000	0	0	0-0	5	8	2	.867
Totals	.277	58-58	1951	294	541	81	10	36	267	750	.384	199	67	381	.360	22	32	58-89	1535	619	89	.960
Opponents	.272	58-58	1957	275	532	95	14	17	251	706	.361	160	71	417	.346	20	54	32-56	1522	595	74	.966

PITCHING

(SORTED BY EARNED RUN AVG.)

PLAYER	ERA	W-L	APP-GS	CG	SHO	SV	IP	H	R	ER	BB	SO	2B	3B	HR	AB	B/AVG	WP	HBP	BK
Hudgins, Will	2.06	5-3	15-15	1	0/3	0	96.1	85	44	22	24	90	12	0	4	365	.233	4	9	0
Fitzgerald, Sean	3.82	7-3	27-7	0	0/2	0	70.2	72	32	30	14	57	14	2	4	269	.268	3	4	0
Norton, Adam	4.32	5-5	15-15	2	1/0	0	98.0	112	52	47	7	61	23	5	5	380	.295	2	17	3
Slania, Dan	2.03	3-0	31-0	0	0/2	13	31.0	36	10	7	12	37	7	2	0	120	.300	2	4	0
Connaughton, Pat	3.18	4-4	12-10	0	0/1	0	45.1	47	20	16	21	40	9	0	0	170	.276	4	8	0
Torres, Cristian	3.18	0-0	11-0	0	0/1	1	5.2	6	3	2	2	3	2	0	0	23	.261	3	1	0
Spano, Joe	3.43	0-4	29-0	0	0/1	0	21.0	16	10	8	13	13	2	0	0	69	.232	2	4	0
Richter, Ryan	4.38	0-3	16-0	0	0/2	0	12.1	11	11	6	2	11	3	1	0	48	.229	1	0	0
Termonweh, Matt	4.76	3-2	17-2	0	0/0	0	22.2	27	13	12	6	12	5	1	0	92	.293	1	2	0
Sabatino, Steve	5.05	0-1	27-1	0	0/1	0	35.2	31	21	20	20	34	2	2	1	125	.248	2	7	1
Hissa, Donnie	5.27	1-1	25-0	0	0/0	0	27.1	31	19	16	12	31	4	1	0	110	.282	8	5	0
Veerkamp, Patrick	5.60	2-0	9-6	0	0/1	0	27.1	34	20	17	12	16	6	0	3	111	.306	3	4	0
Rubbinaccio, Kyle	9.00	0-1	7-2	0	0/0	0	11.0	15	11	11	9	9	3	0	0	44	.341	3	4	1
Ashdown, Breck	10.38	1-0	6-0	0	0/1	0	4.1	5	5	5	5	1	2	0	0	18	.278	0	1	0
Kerrigan, Scott	12.00	0-0	2-0	0	0/0	0	3.0	4	4	4	1	2	1	0	0	13	.308	0	1	0
Totals	3.92	31-27	58-58	3	6/5	14	511.2	532	275	223	160	417	95	14	17	1957	.272	38	71	5
Opponents	4.54	27-31	58-58	6	5/3	10	507.1	541	294	256	199	381	81	10	36	1951	.277	51	67	7

MULTIPLE HIT GAMES					MULTIPLE RBI GAMES					HITTING STREAKS		REACHED BASE STREAKS					
	2	3	4	5+	Tot		2	3	4	5+	Tot	Longest	Current	Longest	Current		
DeSICO, Frank	15	5	2	-	22	MANCINI, Trey	11	3	1	-	15	DeSICO, Frank	11	-	JAGIELLO, Eric	36	3
HUDSON, Joe	15	6	-	-	21	JAGIELLO, Eric	6	3	1	1	11	HUDSON, Joe	9	1	HUDSON, Joe	17	3
JAGIELLO, Eric	12	8	-	-	20	HUDSON, Joe	8	1	1	-	10	MARKSON, Charlie	8	-	DeSICO, Frank	14	-
MARKSON, Charlie	15	2	1	-	18	ROBINSON, Alex	4	2	-	-	6	BULL, Ryan	7	1	BIGGIO, Conor	13	-
MANCINI, Trey	9	7	1	-	17	HUDGINS, Mac	3	1	-	-	4	MANCINI, Trey	7	-	BULL, Ryan	13	1
ROBINSON, Alex	11	4	-	-	15	MARKSON, Charlie	3	1	-	-	4	JAGIELLO, Eric	7	3	MARKSON, Charlie	13	-
BULL, Ryan	8	3	-	-	11	DeSICO, Frank	1	1	-	1	3	HUDGINS, Mac	6	4	ROBINSON, Alex	11	-
HUDGINS, Mac	9	1	-	-	10	BIGGIO, Conor	2	1	-	-	3	ROBINSON, Alex	5	-	MANCINI, Trey	9	-
McMURRAY, Jason	6	-	-	-	6	CHASE, Tommy	2	-	-	-	2	CHASE, Tommy	4	-	CHASE, Tommy	8	-
CHASE, Tommy	4	-	-	-	4	BULL, Ryan	1	-	-	-	1	BIGGIO, Conor	3	-	HUDGINS, Mac	6	4
DeFILIPPIS, Kevin	2	1	-	-	3	McMURRAY, Jason	1	-	-	-	1	LEZYNSKI, Blaise	3	-	DeFILIPPIS, Kevin	5	-
MOSEY, Phil	2	-	-	-	2	LEZYNSKI, Blaise	1	-	-	-	1	DeFILIPPIS, Kevin	3	-	LeZYNSKI, Blaise	5	-
BIGGIO, Conor	1	1	-	-	2	TEAM	42	14	3	2	61	McMURRAY, Jason	3	2	DeFILIPPIS, Kevin	5	-
CARTER, Alex	1	-	-	-	1							MOSEY, Phil	2	-	McMURRAY, Jason	3	2
TEAM	110	38	4	-	152							CARTER, Alex	1	-	NORTON, Adam	2	-
												NORTON, Adam	1	-	MOSEY, Phil	2	2
															CARTER, Alex	1	-

HITTING

(SORTED BY BATTING AVG.)

PLAYER	AVG	GP-GS	AB	R	H	2B	3B	HR	RBI	TB	SLG%	BB	HBP	SO	OB%	SF	SH	SB	PO	A	E	FLD%
Markson, Charlie	.322	26-26	87	15	28	4	1	1	10	37	.425	12	4	19	.423	1	0	13-15	63	0	3	.955
Hudson, Joe	.293	27-27	99	19	29	7	0	4	20	48	.485	8	7	19	.383	1	0	0-0	201	27	3	.987
Jagiello, Eric	.284	27-27	102	16	29	5	0	5	16	49	.480	14	7	16	.403	1	0	2-4	31	45	10	.884
Robinson, Alex	.277	24-24	94	7	26	2	1	0	18	30	.319	2	0	15	.286	2	4	0-2	45	2	2	.959
Desico, Frank	.276	27-27	116	21	32	3	0	0	7	35	.302	10	1	23	.339	0	2	6-8	82	79	5	.970
Bull, Ryan	.270	27-27	100	11	27	4	0	1	10	34	.340	15	3	25	.372	3	0	1-2	10	0	0	1.000
Mancini, Trey	.269	25-25	93	18	25	4	0	5	17	44	.473	8	4	25	.352	0	0	1-3	191	22	2	.991
Lezynski, Blaise	.333	9-2	12	0	4	2	0	0	2	6	.500	2	0	3	.429	0	0	0-1	0	0	0	.000
McMurray, Jason	.323	11-8	31	4	10	1	1	1	2	16	.516	0	0	4	.323	0	0	0-0	10	18	3	.903
Hudgins, Mac	.246	22-18	65	7	16	3	2	0	11	23	.354	1	3	13	.286	1	1	2-5	41	1	0	1.000
DeFilippis, Kevin	.211	8-5	19	0	4	1	0	0	0	5	.263	1	0	7	.250	0	1	0-0	5	15	7	.741
Biggio, Conor	.192	14-7	26	4	5	0	0	0	3	5	.192	2	1	9	.267	1	1	3-4	10	0	0	1.000
Mosey, Phil	.154	9-6	13	2	2	0	0	1	2	5	.385	0	2	6	.250	1	1	0-0	10	10	1	.952
Chase, Tommy	.143	19-14	42	7	6	0	0	0	3	6	.143	8	3	14	.315	1	4	1-1	8	27	2	.946
Carter, Alex	.000	6-0	3	0	0	0	0	0	0	0	.000	2	0	2	.400	0	0	0-0	5	0	0	1.000
Norton, Adam	.000	2-0	2	0	0	0	0	0	0	0	.000	0	0	0	.000	0	0	0-0	1	12	0	1.000
Richter, Ryan	.000	1-0	0	0	0	0	0	0	0	0	.000	0	0	0	.000	0	0	0-0	0	0	1	.000
Totals	.269	27-27	904	131	243	36	5	18	121	343	.379	85	35	200	.350	12	14	29-45	722	285	46	.956
Opponents	.261	27-27	912	121	238	40	4	8	110	310	.340	69	39	201	.337	8	32	7-18	721	265	30	.970

PITCHING

(SORTED BY EARNED RUN AVG.)

PLAYER	ERA	W-L	APP-GS	CG	SHO	SV	IP	H	R	ER	BB	SO	2B	3B	HR	AB	B/AVG	WP	HBP	BK
Connaughton, Pat	1.95	4-3	9-7	0	0/1	0	37.0	32	12	8	18	31	7	0	0	135	.237	2	6	0
Hudgins, Will	2.78	1-2	9-9	1	0/0	0	55.0	52	35	17	11	50	5	0	4	214	.243	3	7	0
Fitzgerald, Sean	3.34	3-0	15-2	0	0/1	0	32.1	28	12	12	5	26	5	0	1	120	.233	0	2	0
Norton, Adam	4.66	2-4	9-9	1	1/0	0	56.0	63	33	29	5	37	12	2	3	214	.294	1	12	0
Veerkamp, Patrick	0.00	0-0	1-0	0	0/0	0	1.0	2	1	0	1	1	0	0	0	5	.400	0	0	0
Torres, Cristian	0.00	0-0	2-0	0	0/0	0	0.1	1	0	0	1	0	0	0	0	2	.500	1	0	0
Sabatino, Steve	0.73	0-0	13-0	0	0/1	0	12.1	7	1	1	1	15	0	0	0	43	.163	0	1	0
Slania, Dan	1.26	2-0	14-0	0	0/1	7	14.1	15	3	2	8	20	2	2	0	53	.283	2	3	0
Termowchek, Matt	3.18	2-0	7-0	0	0/0	0	5.2	9	2	2	4	3	2	0	0	25	.360	0	1	0
Spano, Joe	3.38	0-3	16-0	0	0/0	0	10.2	7	4	4	7	4	1	0	0	34	.206	0	3	0
Hissa, Donnie	3.97	0-0	13-0	0	0/0	0	11.1	12	6	5	6	12	3	0	0	45	.267	4	2	0
Rubbinaccio, Kyle	13.50	0-0	1-0	0	0/0	0	2.0	3	3	3	0	1	1	0	0	7	.429	1	1	0
Richter, Ryan	16.20	0-1	5-0	0	0/0	0	1.2	3	5	3	1	1	1	0	0	8	.375	0	0	0
Kerrigan, Scott	36.00	0-0	1-0	0	0/0	0	1.0	4	4	4	1	0	1	0	0	7	.571	0	1	0
Totals	3.37	14-13	27-27	2	2/1	7	240.2	238	121	90	69	201	40	4	8	912	.261	14	39	0
Opponents	4.34	13-14	27-27	3	2/1	6	240.1	243	131	116	85	200	36	5	18	904	.269	28	35	3



Dan Slania



Eric Jagiello

2012 Miscellaneous Statistics

SITUATIONAL

Stolen-Base Percentage: ND .652, Opp. .571
Left On Base: ND 456, Opp. 452
Grounded Into Double Plays: ND 37, Opp. 46
Double Plays Turned: ND 58, Opp. 49
Passed Balls (8): Hudson 8, Opp. (12)
Intentional Walks (9): Mancini 4, Jagielo 3, Hudson 2 (Opp. 9)
Picked Off (10): DeSico 4, Bull 2, Hudgins, M., Markson, McMurray, Hudson (Opp. 10)
Stolen Bases Against: Hudson (31-50), Norton (10-15), Hudgins, W. (5-10), Rubbinaccio (6-6), Veerkamp (2-5), Sabatino (1-4), Spano (1-4), Hissa (1-3), Fitzgerald (3-3), Carter (1-3), Slania (1-2), Connaughton (1-2), Ashdown (1-1), Ternowchek (0-1).
Leadoff On-Base Percentage: ND .395, Opp. .398
Batting Average With Two Outs: ND .215, Opp. .259
Batting Average With RISP: ND .284, Opp. .265
OPS (On-Base + Slugging): ND .744, Opp. .707
Groundouts: ND 522, Opp. 540
Flyouts: ND 521, Opp. 487

MISCELLANEOUS

Longest Game: 4:10 at Seton Hall-1 (April 5)
Quickest Game: 1:45 vs. Michigan (March 10)
Longest Winning Streak: 5, vs. Eastern Michigan through vs. Pittsburgh (March 20-25)
Longest Losing Streak: 5, at Seton Hall through vs. Western Michigan (Apr. 5-11)

STARTERS BY POSITION

P: Hudgins, W. 15 (9-6), Norton 15 (7-8), Connaughton 10 (5-5), Fitzgerald 7 (4-3), Veerkamp 6 (5-1), Rubbinaccio 2 (0-2), Ternowchek 2 (0-2), Sabatino 1 (1-0)
C: Hudson 57 (30-27), Carter 1 (1-0)
1B: Mancini 54 (30-24), Norton 2 (0-2), Jagielo 2 (1-1)
2B: DeSico 58 (31-27)
3B: Jagielo 45 (24-21), Chase 6 (2-4), Mosey 6 (5-1), DeFilippis 1 (0-1)
SS: McMurray 24 (13-11), Chase 17 (11-6), DeFilippis 9 (2-7), Mosey 8 (5-3)
LF: Hudgins, M. 29 (15-14), Biggio 12 (5-7), Bull 11 (6-5), Jagielo 6 (5-1)
CF: Markson 35 (18-17), Robinson 15 (8-7), Hudgins, M. 8 (5-3)
RF: Robinson 29 (14-15), Markson 16 (12-14), Bull 8 (4-4), Jagielo 5 (1-4)
DH: Bull 33 (18-15), Chase 12 (9-3), Lezynski 8 (1-7), Biggio 3 (1-2), DeFilippis 1 (1-0), Carter 1 (1-0)

STARTERS BY BATTING ORDER

1: DeSico 31 (15-16), Hudgins, M. (6-4), Biggio 10 (5-5), Bull 7 (5-2)
2: DeSico 27 (16-11), Bull 24 (12-12), Markson 3 (2-1), Biggio 2 (1-1), Lezynski 2 (0-2)

3: Jagielo 58 (31-27)
4: Mancini 54 (30-24), Hudson 4 (1-3)
5: Hudson 53 (29-24), Robinson 2 (1-1), Lezynski 2 (0-2), Bull 1 (1-0)
6: Robinson 26 (13-13), Chase 15 (11-4), Bull 13 (6-7), Lezynski 4 (1-3)
7: Markson 36 (22-14), Robinson 7 (2-5), Bull 6 (4-2), Chase 3 (0-3), Carter 2 (2-0), DeFilippis 2 (1-1), Norton 2 (0-2)
8: Hudgins, M. 27 (14-13), Markson 12 (6-6), Robinson 9 (6-3), Mosey 6 (5-1), Biggio 3 (0-3), Bull 1 (0-1)
9: McMurray 24 (13-11), Chase 17 (11-6), DeFilippis 9 (2-7), Mosey 8 (5-3)

ATTENDANCE FIGURES

Cumulative (53 dates): 41,436
Cumulative Average: 726
Largest: 10,347 at LSU (March 11)
Home Total (18 dates): 9,724
Home Average: 540
Largest Crowd at Frank Eck Stadium: 1,113 vs. Rutgers (May 11)
Home BIG EAST (11 dates): 6,254
Home BIG EAST Average: 568
Road Total (22 dates): 27,115
Road Average: 1,232
Largest Road Crowd: 10,347 at LSU (March 11)
Road BIG EAST (15 dates): 9,888
Road BIG EAST Average: 659
Neutral Site (17 dates): 10,213
Neutral Site Average: 601
Largest Neutral Crowd: 1,535 vs. Connecticut - New Britain Stadium - New Britain, Conn. (May 18)
BIG EAST Total (28 dates): 21,758
BIG EAST Average: 777
Largest BIG EAST: 2,025 vs. St. John's - Bright House Stadium - Clearwater, Fla. (May 23)

IN 2012 NOTRE DAME WAS...

Overall: 31-27
BIG EAST: 14-13
BIG EAST (H): 7-5
BIG EAST (A): 7-8
Non-Conference: 17-14
Non-Conference (H): 4-3
Non-Conference (A): 2-5
Non-Conference (N): 11-6
Home: 11-8
Away: 9-13
Neutral: 11-6
Day: 20-18
Night: 11-9
vs Left: 9-6
vs Right: 22-21
Tuesday: 4-2
Wednesday: 2-4
Thursday: 2-3
Friday: 10-4

Saturday: 8-7
Sunday: 5-7
February: 5-1
March: 11-8
April: 6-11
May: 9-7
1-Run games: 11-7
2-Run games: 3-6
5+Run games: 9-10
Extra Innings: 1-3
Shutouts: 6-5
Score 0-2 runs: 3-13
Score 3-5 runs: 8-10
Score 6-9 runs: 10-4
Score 10+ runs: 6-0
Allow 0-2 runs: 13-3
Allow 3-5 runs: 15-6
Allow 6-9 runs: 2-13
Allow 10+ runs: 1-5
ND Scored in 1st: 12-5
Opp. scored in 1st: 9-9
ND Scores first: 21-7
Opp. scores first: 10-20
After 6 leading: 24-4
After 6 trailing: 5-20
After 6 tied: 2-3
After 7 leading: 25-2
After 7 trailing: 4-23
After 7 tied: 2-1
After 8 leading: 26-1
After 8 trailing: 1-23
After 8 tied: 4-2
ND 0 home runs: 14-18
ND 1 home run: 11-7
ND 2+ home runs: 6-2
Opp. 0 home runs: 24-20
Opp. 1 home run: 5-6
Opp. 2+ HRs: 2-1
ND 0 errors: 12-5
ND 1 error: 14-5
ND 2+ errors: 5-17
Opp. 0 errors: 5-12
Opp. 1 error: 10-9
Opp. 2+ errors: 16-6
Out-hit opp.: 20-4
Out-hit by opp.: 10-22
Hits are tied: 1-1
ND 1-3 Hits: 0-2
ND 4-6 Hits: 7-8
ND 7-9 Hits: 4-9
ND 10+ Hits: 20-8
ND 20+ Hits: 0-0
Doubleheaders: 5-5
ND Starter w/ Decision: 17-16
ND Bullpen Gets Decision: 14-11
Come-From-Behind Wins: 10
Last At-Bat Wins: 6
Vs. *Ranked Opponents: 1-0
**Top 25 ranking at time played*

		STATISTICS BY POSITION																							
POS	PLAYER	AVG	GP	AB	R	H	2B	3B	HR	RBI	TB	SLG%	BB	HBP	SO	GDP	OB%	SF	SH	SB-ATT	PO	A	E	FLD%	
c	HUDSON, Joe	.338	55	195	39	66	14	1	6	39	100	.513	23	14	29	2	.440	2	0	3-4	386	51	6	.986	
c	CARTER, Alex	.286	6	7	1	2	1	0	0	0	3	.429	1	0	0	0	.375	0	0	0-0	17	2	0	1.000	
1b	MANCINI, Trey	.323	52	195	47	63	10	0	12	45	109	.559	22	6	36	7	.403	3	0	3-7	416	40	4	.991	
1b	JAGIELO, Eric	.250	5	12	0	3	0	0	0	1	3	.250	2	1	2	1	.400	0	0	0-0	19	1	0	1.000	
1b	NORTON, Adam	.143	2	7	2	1	0	0	0	0	1	.143	1	0	0	0	.250	0	0	0-0	20	0	2	.909	
2b	DeSICO, Frank	.292	56	240	42	70	9	0	0	23	79	.329	23	2	36	4	.358	0	4	13-16	163	167	7	.979	
3b	DeFILIPPIS, Kevin	.400	2	5	0	2	0	0	0	0	2	.400	0	0	1	0	.400	0	0	0-0	0	3	1	.750	
3b	JAGIELO, Eric	.306	46	170	27	52	13	0	11	33	98	.576	21	6	24	1	.395	3	1	3-7	21	81	15	.872	
3b	CHASE, Tommy	.133	7	15	2	2	0	0	0	0	2	.133	3	0	1	1	.278	0	0	0-0	6	11	1	.944	
3b	MOSEY, Phil	.125	6	24	1	3	1	0	0	0	4	.167	1	0	8	0	.160	0	0	0-0	6	7	1	.929	
3b	NORTON, Adam	.000	1	1	0	0	0	0	0	0	0	.000	0	0	1	0	.000	0	0	0-0	0	0	0	.000	
ss	DeFILIPPIS, Kevin	.303	11	33	2	10	1	0	0	3	11	.333	1	0	9	0	.324	0	1	0-0	11	34	7	.865	
ss	McMURRAY, Jason	.233	26	73	13	17	3	2	1	6	27	.370	5	3	16	3	.309	0	3	1-3	26	51	7	.917	
ss	CHASE, Tommy	.222	18	54	7	12	2	0	0	3	14	.259	4	2	21	1	.295	1	4	1-1	18	45	9	.875	
ss	MOSEY, Phil	.158	12	19	2	3	0	0	1	4	6	.316	0	2	8	0	.217	2	2	0-0	12	14	2	.929	
of	JAGIELO, Eric	.368	10	38	6	14	2	0	2	9	22	.579	5	1	5	1	.455	0	0	1-1	17	0	1	.944	
of	MARKSON, Charlie	.306	52	173	29	53	6	1	2	20	67	.387	16	10	32	4	.391	3	2	18-24	117	1	5	.959	
of	ROBINSON, Alex	.304	46	161	18	49	3	2	0	25	56	.348	10	0	24	3	.341	2	6	2-4	93	3	3	.970	
of	HUDGINS, Mac	.283	43	127	19	36	4	3	0	20	46	.362	9	6	23	5	.357	1	5	3-7	78	1	0	1.000	
of	BULL, Ryan	.250	20	68	7	17	2	0	1	8	22	.324	9	3	12	0	.358	1	0	0-2	20	1	0	1.000	
of	BIGGIO, Conor	.225	16	40	6	9	2	0	0	7	11	.275	7	1	11	0	.347	1	0	5-6	19	1	0	1.000	
dh	BULL, Ryan	.256	32	117	11	30	5	0	0	11	35	.299	17	5	30	1	.366	3	0	1-1	0	0	0	.000	
dh	CHASE, Tommy	.162	13	37	6	6	0	1	0	4	8	.216	8	4	14	1	.367	0	1	0-0	0	0	0	.000	
dh	LEZYNSKI, Blaise	.130	9	23	0	3	1	0	0	0	4	.174	3	0	3	0	.231	0	0	1-1	0	0	0	.000	
dh	BIGGIO, Conor	.091	4	11	2	1	0	0	0	0	1	.091	0	0	4	0	.091	0	2	1-1	0	0	0	.000	
dh	CARTER, Alex	.000	2	4	0	0	0	0	0	0	0	.000	0	0	0	0	.000	0	0	0-0	0	0	0	.000	
dh	DeFILIPPIS, Kevin	.000	2	3	0	0	0	0	0	1	0	.000	1	0	1	0	.250	0	1	0-0	0	0	0	.000	
dh	NORTON, Adam	.000	1	1	0	0	0	0	0	0	0	.000	0	0	0	0	.000	0	0	0-0	0	0	0	.000	
ph	BULL, Ryan	1.000	1	1	0	1	1	0	0	0	2	2.000	0	0	0	0	1.000	0	0	0-0	0	0	0	.000	
ph	BIGGIO, Conor	.500	2	2	1	1	0	0	0	2	1	.500	0	0	0	0	.500	0	0	0-0	0	0	0	.000	
ph	LEZYNSKI, Blaise	.167	13	12	0	2	1	0	0	3	3	.250	1	0	3	1	.231	0	0	0-1	0	0	0	.000	
ph	CARTER, Alex	.000	11	8	0	0	0	0	0	0	0	.000	2	0	3	0	.200	0	0	0-0	0	0	0	.000	
ph	NORTON, Adam	.000	3	3	0	0	0	0	0	0	0	.000	0	0	0	0	.000	0	0	0-0	0	0	0	.000	
ph	HUDGINS, Mac	.000	3	3	0	0	0	0	0	0	0	.000	0	0	3	0	.000	0	0	0-0	0	0	0	.000	
ph	DeFILIPPIS, Kevin	.000	2	2	0	0	0	0	0	0	0	.000	0	0	1	0	.000	0	0	0-0	0	0	0	.000	
ph	CHASE, Tommy	.000	2	1	1	0	0	0	0	0	0	.000	0	1	1	0	.500	0	0	0-0	0	0	0	.000	
ph	MOSEY, Phil	.000	1	1	0	0	0	0	0	0	0	.000	0	0	0	0	.000	0	0	0-0	0	0	0	.000	
2b	DeFILIPPIS, Kevin	.000	1	0	0	0	0	0	0	0	0	.000	0	0	0	0	.000	0	0	0-0	1	0	0	1.000	
ss	LEZYNSKI, Blaise	.000	1	0	0	0	0	0	0	0	0	.000	0	0	0	0	.000	0	0	0-0	0	0	0	.000	
of	RICHTER, Ryan	.000	1	0	0	0	0	0	0	0	0	.000	0	0	0	0	.000	0	0	0-0	0	0	0	.000	
pr	McMURRAY, Jason	.000	1	0	1	0	0	0	0	0	0	.000	0	0	0	0	.000	0	0	0-0	0	0	0	.000	
pr	DeFILIPPIS, Kevin	.000	1	0	0	0	0	0	0	0	0	.000	0	0	0	0	.000	0	0	0-0	0	0	0	.000	
pr	FITZGERALD, Sean	.000	1	0	0	0	0	0	0	0	0	.000	0	0	0	0	.000	0	0	0-0	0	0	0	.000	
pr	MARKSON, Charlie	.000	1	0	1	0	0	0	0	0	0	.000	0	0	0	0	.000	0	0	0-0	0	0	0	.000	
pr	HUDGINS, Mac	.000	4	0	1	0	0	0	0	0	0	.000	0	0	0	0	.000	0	0	0-1	0	0	0	.000	
pr	BIGGIO, Conor	.000	3	0	0	0	0	0	0	0	0	.000	0	0	0	0	.000	0	0	0-0	0	0	0	.000	

2012 Superlatives

TEAM BATTING

At bats:	41	vs Illinois (Feb 17, 2012 at St. Petersburg, Fla.)
	41	vs Rutgers (May 24, 2012 at Clearwater, Fla.)
Runs scored:	14	at Georgetown (Apr 21, 2012)
Hits:	17	vs Illinois (Feb 17, 2012 at St. Petersburg, Fla.)
	17	vs Cincinnati (Apr 13, 2012)
RBI's:	13	vs Illinois (Feb 17, 2012 at St. Petersburg, Fla.)
Doubles:	4	(5 times)
Triples:	2	at Georgetown (Apr 20, 2012)
Home runs:	3	vs Illinois (Feb 17, 2012 at St. Petersburg, Fla.)
	3	at Northwestern (May 15, 2012)
Total bases:	27	vs Illinois (Feb 17, 2012 at St. Petersburg, Fla.)
	27	at Georgetown (Apr 20, 2012)
	27	at Georgetown (Apr 21, 2012)
Walks:	10	vs IPFW (Mar 21, 2012)
Strikeouts:	18	at USF (Mar 30, 2012)
Sac hits:	2	(4 times)
Sac flies:	2	at USF (Mar 31, 2012)
Stolen bases:	4	at Villanova (May 05, 2012)
Hit by pitch:	6	vs Illinois (Feb 17, 2012 at St. Petersburg, Fla.)
Caught stealing:	2	(6 times)
Runners LOB:	16	vs Iowa (Feb 18, 2012 at Clearwater, Fla.)
Hit into DP:	4	vs IPFW (Mar 21, 2012)

TEAM FIELDING

Putouts:	32	at Seton Hall (Apr 05, 2012)
Assists:	20	at Seton Hall (Apr 05, 2012)
Errors:	9	vs Purdue (Feb 19, 2012 at St. Petersburg, Fla.)
Passed balls:	2	at USF (Mar 31, 2012)
DP's turned:	4	vs Purdue (Feb 19, 2012 at St. Petersburg, Fla.)

TEAM PITCHING

Innings pitched:	10.2	at Seton Hall (Apr 05, 2012)
Runs allowed:	15	vs Purdue (Feb 19, 2012 at St. Petersburg, Fla.)
Earned runs:	12	vs Illinois (Feb 17, 2012 at St. Petersburg, Fla.)
	12	vs St. John's (May 23, 2012 at Clearwater, Fla.)
Walks allowed:	8	vs Illinois (Feb 17, 2012 at St. Petersburg, Fla.)
	8	vs Central Michigan (Apr 25, 2012)
Strikeouts:	13	vs Pittsburgh (Mar 23, 2012)
	13	vs Western Michigan (Apr 11, 2012)
Hits allowed:	15	at Texas State (Mar 02, 2012)
	15	vs Indiana State (Mar 17, 2012 at San Antonio, Texas)
Doubles allowed:	1	vs Hofstra (Feb 25, 2012 at Cary, N.C.)
Triples allowed:	2	(4 times)
Homers allowed:	2	vs Illinois (Feb 17, 2012 at St. Petersburg, Fla.)
	2	at UIC (Mar 27, 2012)
	2	vs Rutgers (May 11, 2012)
Wild pitches:	3	vs Michigan (Mar 11, 2012 at Baton Rouge, La.)
	3	vs UTSA (Mar 14, 2012 at San Antonio, Texas)
Hit batters:	6	vs Illinois (Feb 17, 2012 at St. Petersburg, Fla.)



Junior C **Joe Hudson** hit two home runs on opening day to help Notre Dame outlast Illinois, 13-12. He was the first Irish player to ever hit multiple home runs in a season opener.

INDIVIDUAL BATTING

At bats:	6	(4 times)
Runs scored:	4	Markson vs Rutgers (May 24, 2012 at Clearwater, Fla.)
Hits:	4	(4 times)
RBI's:	5	Desico vs IPFW (Mar 21, 2012)
	5	Jagiello at Georgetown (Apr 20, 2012)
Doubles:	2	(5 times)
Triples:	1	(10 times)
Home runs:	2	(4 times)
Total bases:	9	Hudson vs Illinois (Feb 17, 2012 at St. Petersburg, Fla.)
	9	Jagiello at Georgetown (Apr 20, 2012)
Walks:	3	Desico vs Illinois (Feb 17, 2012 at St. Petersburg, Fla.)
	3	Jagiello vs Toledo (Apr 03, 2012)
	3	Hudson vs Central Michigan (Apr 25, 2012)
Strikeouts:	4	McMurray vs Hofstra (Feb 26, 2012 at Cary, N.C.)
Sac hits:	1	(32 times)
Sac flies:	1	(22 times)
Stolen bases:	3	Markson at Seton Hall (Apr 05, 2012)
Hit by pitch:	2	(7 times)
Caught stealing:	1	(31 times)
Runners LOB:	6	Bull vs Iowa (Feb 18, 2012 at Clearwater, Fla.)

INDIVIDUAL FIELDING

Putouts:	15	Mancini vs Butler (May 01, 2012)
Assists:	7	Desico at Seton Hall (Apr 05, 2012)
	7	Jagiello vs Butler (May 01, 2012)
Errors:	4	Chase vs Purdue (Feb 19, 2012 at St. Petersburg, Fla.)
Passed balls:	2	Hudson at USF (Mar 31, 2012)

INDIVIDUAL PITCHING

Innings pitched:	9.0	Norton vs Iowa (Feb 18, 2012 at Clearwater, Fla.)
	9.0	Norton at Villanova (May 05, 2012)
	9.0	Hudgins, W. vs Rutgers (May 11, 2012)
Runs allowed:	7	(4 times)
Earned runs:	7	Hudgins, W. vs Cincinnati (Apr 13, 2012)
	7	Connaughton vs St. John's (May 23, 2012 at Clearwater, Fla.)
Walks allowed:	5	Sabatino vs Houston Baptist (Mar 15, 2012 at San Antonio, Texas)
	5	Hudgins, W. at Seton Hall (Apr 05, 2012)
Strikeouts:	12	Hudgins, W. vs Pittsburgh (Mar 23, 2012)
Hits allowed:	12	Norton vs Indiana State (Mar 17, 2012 at San Antonio, Texas)
Doubles allowed:	4	Norton at Georgetown (Apr 20, 2012)
Triples allowed:	2	Slania at Seton Hall (Apr 05, 2012)
	2	Norton at Seton Hall (Apr 05, 2012)
	2	Norton vs Seton Hall (May 25, 2012 at Clearwater, Fla.)
Homers allowed:	2	Fitzgerald vs Illinois (Feb 17, 2012 at St. Petersburg, Fla.)
	2	Veerkamp at UIC (Mar 27, 2012)
	2	Hudgins, W. vs Rutgers (May 11, 2012)
Wild pitches:	3	Veerkamp vs UTSA (Mar 14, 2012 at San Antonio, Texas)
Hit batters:	2	(13 times)



Senior RHP **Will Hudgins** struck out a career-high 12 in a 6-5 victory over Pittsburgh on March 23. The 12 strikeouts equaled the Frank Eck Stadium record by an Irish hurler.

31-27, 14-13 BIG EAST

Game date	Opposing team	Home: 11-8		Away: 9-13		Neutral: 11-6		Pitcher of record	Attend	Time
		Score	r-h-e	r-h-e	Inns	Overall	BIG EAST			
!Feb 17, 2012	vs Illinois	W 13-12	13-17-1	12-10-0	9	1-0-0	0-0-0	SLANIA, D. (W 1-0)	112	3:30
!Feb 18, 2012	vs Iowa	W 5-2	5-12-0	2-7-1	9	2-0-0	0-0-0	NORTON, A. (W 1-0)	312	2:45
!Feb 19, 2012	vs Purdue	8-15 L	8-15-9	15-14-1	9	2-1-0	0-0-0	RICHTER, R. (L 0-1)	450	3:08
@Feb 25, 2012	vs Hofstra-1	W 6-3	6-12-1	3-9-1	9	3-1-0	0-0-0	FITZGERALD,S (W 1-0)	311	2:33
@Feb 25, 2012	vs Hofstra-2	W 10-8	10-10-1	8-12-2	9	4-1-0	0-0-0	NORTON, A. (W 2-0)	129	2:40
@Feb 26, 2012	vs Hofstra	W 5-4	5-7-0	4-6-3	9	5-1-0	0-0-0	HUDGINS, W. (W 1-0)	421	2:18
Mar 02, 2012	at Texas State	0-6 L	0-10-1	6-15-0	9	5-2-0	0-0-0	FITZGERALD,S (L 1-1)	1882	2:47
Mar 03, 2012	at Texas State	0-6 L	0-3-4	6-5-0	9	5-3-0	0-0-0	HUDGINS, W. (L 1-1)	2181	1:56
Mar 04, 2012	at Texas State	0-5 L	0-3-0	5-11-0	9	5-4-0	0-0-0	NORTON, A. (L 2-1)	1473	2:03
#Mar 10, 2012	vs Michigan	W 2-0	2-5-1	0-10-1	9	6-4-0	0-0-0	HUDGINS, W. (W 2-1)	200	1:45
#Mar 11, 2012	vs Michigan	5-6 L	5-10-1	6-11-1	9	6-5-0	0-0-0	SPANO, J. (L 0-1)	250	2:44
#Mar 11, 2012	at #11 LSU	W 7-1	7-11-2	1-8-1	9	7-5-0	0-0-0	FITZGERALD,S (W 2-1)	10347	2:16
Mar 14, 2012	vs UTSA	W 12-0	12-13-1	0-6-4	9	8-5-0	0-0-0	VEERKAMP, P. (W 1-0)	1137	2:35
\$Mar 15, 2012	vs Houston Baptist	W 7-3	7-12-1	3-6-1	9	9-5-0	0-0-0	TERNOWCHEK (W 1-0)	212	2:18
\$Mar 16, 2012	vs Kansas	W 1-0	1-5-0	0-6-1	9	10-5-0	0-0-0	HUDGINS, W. (W 3-1)	342	2:07
\$Mar 17, 2012	vs Indiana State	4-6 L	4-11-2	6-15-2	(10)	10-6-0	0-0-0	HISSA, D. (L 0-1)	311	2:47
\$Mar 18, 2012	vs Indiana State	1-6 L	1-4-2	6-9-1	9	10-7-0	0-0-0	FITZGERALD,S (L 2-2)	410	2:11
Mar 20, 2012	EASTERN MICHIGAN	W 12-4	12-15-0	4-8-3	9	11-7-0	0-0-0	ASHDOWN, Bre (W 1-0)	868	2:40
Mar 21, 2012	IPFW	W 8-1	8-12-0	1-7-2	9	12-7-0	0-0-0	VEERKAMP, P. (W 2-0)	719	2:32
*Mar 23, 2012	PITTSBURGH	W 6-5	6-11-1	5-10-0	9	13-7-0	1-0-0	SLANIA, D. (W 2-0)	241	2:52
*Mar 24, 2012	PITTSBURGH	W 3-2	3-6-2	2-7-0	9	14-7-0	2-0-0	NORTON, A. (W 3-1)	639	1:56
*Mar 25, 2012	PITTSBURGH	W 7-5	7-5-1	5-9-0	9	15-7-0	3-0-0	CONNAUGHTON (W 1-0)	573	2:40
Mar 27, 2012	at UIC	5-8 L	5-6-3	8-11-2	9	15-8-0	3-0-0	RICHTER, R. (L 0-2)	487	2:28
*Mar 30, 2012	at USF	W 8-3	8-8-1	3-10-2	(10)	16-8-0	4-0-0	SLANIA, D. (W 3-0)	1277	3:00
*Mar 31, 2012	at USF	6-11 L	6-11-1	11-14-2	9	16-9-0	4-1-0	NORTON, A. (L 3-2)	1305	2:40
*Apr 01, 2012	at USF	4-6 L	4-8-0	6-10-0	9	16-10-0	4-2-0	CONNAUGHTON (L 1-1)	1274	2:20
Apr 03, 2012	TOLEDO	W 7-3	7-11-0	3-6-2	9	17-10-0	4-2-0	HISSA, D. (W 1-1)	592	2:25
*Apr 05, 2012	at Seton Hall-1	4-5 L	4-12-6	5-6-1	(10)	17-11-0	4-3-0	SPANO, J. (L 0-2)	239	4:10
*Apr 05, 2012	at Seton Hall-2	2-3 L	2-6-2	3-10-0	(11)	17-12-0	4-4-0	SPANO, J. (L 0-3)	173	3:18
*Apr 07, 2012	at Seton Hall	0-2 L	0-4-2	2-5-1	9	17-13-0	4-5-0	CONNAUGHTON (L 1-2)	639	2:28
Apr 10, 2012	at Michigan State	2-8 L	2-7-0	8-10-1	9	17-14-0	4-5-0	TERNOWCHEK (L 1-1)	653	2:28
Apr 11, 2012	WESTERN MICHIGAN	4-5 L	4-8-3	5-10-2	9	17-15-0	4-5-0	FITZGERALD,S (L 2-3)	342	2:20
*Apr 13, 2012	CINCINNATI	W 10-9	10-17-2	9-12-1	9	18-15-0	5-5-0	FITZGERALD,S (W 3-3)	445	2:54
*Apr 14, 2012	CINCINNATI	W 6-5	6-10-0	5-12-3	9	19-15-0	6-5-0	TERNOWCHEK (W 2-1)	490	2:25
*Apr 15, 2012	CINCINNATI	2-6 L	2-6-1	6-13-2	9	19-16-0	6-6-0	RICHTER, R. (L 0-3)	509	3:05
*Apr 20, 2012	at Georgetown-1	W 5-2	5-14-1	2-6-3	9	20-16-0	7-6-0	FITZGERALD,S (W 4-3)	317	2:20
*Apr 20, 2012	at Georgetown-2	W 7-4	7-15-0	4-11-1	9	21-16-0	8-6-0	TERNOWCHEK (W 3-1)	577	2:28
*Apr 21, 2012	at Georgetown	W 14-4	14-16-0	4-8-2	9	22-16-0	9-6-0	CONNAUGHTON (W 2-2)	363	2:25
Apr 25, 2012	CENTRAL MICHIGAN	4-9 L	4-7-2	9-12-0	9	22-17-0	9-6-0	TERNOWCHEK (L 3-2)	273	3:13
*Apr 27, 2012	ST. JOHN'S-1	4-6 L	4-8-5	6-6-1	9	22-18-0	9-7-0	HUDGINS, W. (L 3-2)	-	2:38
*Apr 27, 2012	ST. JOHN'S-2	4-6 L	4-9-0	6-10-2	9	22-19-0	9-8-0	NORTON, A. (L 3-3)	534	2:26
*Apr 29, 2012	ST. JOHN'S	1-3 L	1-6-2	3-6-0	9	22-20-0	9-9-0	CONNAUGHTON (L 2-3)	481	2:13
May 01, 2012	BUTLER	W 6-5	6-14-1	5-9-2	9	23-20-0	9-9-0	FITZGERALD,S (W 5-3)	348	2:08
May 02, 2012	VALPARAISO	4-7 L	4-11-2	7-10-0	9	23-21-0	9-9-0	RUBBINACCIO (L 0-1)	328	2:12
*May 04, 2012	at Villanova	9-10 L	9-12-5	10-13-1	9	23-22-0	9-10-0	SPANO, J. (L 0-4)	417	3:14
*May 05, 2012	at Villanova	W 6-0	6-12-0	0-5-2	9	24-22-0	10-10-0	NORTON, A. (W 4-3)	671	2:20
*May 06, 2012	at Villanova	W 5-4	5-6-0	4-9-1	9	25-22-0	11-10-0	CONNAUGHTON (W 3-3)	633	2:50
*May 11, 2012	RUTGERS	W 5-2	5-9-0	2-5-1	9	26-22-0	12-10-0	HUDGINS, W. (W 4-2)	1113	2:03
*May 12, 2012	RUTGERS	6-11 L	6-9-5	11-13-1	9	26-23-0	12-11-0	NORTON, A. (L 4-4)	706	2:53
*May 13, 2012	RUTGERS	W 2-1	2-4-2	1-6-0	9	27-23-0	13-11-0	CONNAUGHTON (W 4-3)	523	2:11
May 15, 2012	at Northwestern	W 9-4	9-13-1	4-13-4	9	28-23-0	13-11-0	FITZGERALD,S (W 6-3)	204	2:30
*May 17, 2012	at Connecticut	1-2 L	1-4-4	2-5-0	9	28-24-0	13-12-0	HUDGINS, W. (L 4-3)	196	2:13
*May 18, 2012	at Connecticut	W 4-0	4-8-2	0-7-3	9	29-24-0	14-12-0	FITZGERALD,S (W 7-3)	1535	2:49
*May 19, 2012	at Connecticut	0-4 L	0-7-1	4-10-0	9	29-25-0	14-13-0	NORTON, A. (L 4-5)	272	2:38
^May 23, 2012	vs St. John's	2-12 L	2-9-2	12-13-0	7	29-26-0	14-13-0	CONNAUGHTON (L 4-4)	2025	1:57
^May 24, 2012	vs Rutgers	W 9-0	9-14-1	0-4-3	9	30-26-0	14-13-0	HUDGINS, W. (W 5-3)	1122	2:43
^May 25, 2012	vs Seton Hall	W 4-3	4-6-1	3-10-3	9	31-26-0	14-13-0	NORTON, A. (W 5-5)	1252	2:38
^May 26, 2012	vs St. John's	1-2 L	1-5-0	2-11-0	9	31-27-0	14-13-0	SABATINO, S. (L 0-1)	1217	2:21

HOME GAMES IN ALL CAPS

!BIG EAST/Big Ten Challenge (Dunedin, Fla./St. Petersburg, Fla.)

\$Irish Baseball Classic (Wolff Stadium/San Antonio, Texas)

() extra inning game

@ USA Baseball National Training Complex (Cary, N.C.)

*BIG EAST Conference game

Alex Box Stadium (Baton Rouge, La.)

^ BIG EAST Tournament (Bright House Stadium/Clearwater, Fla.)

2012 FINAL BIG EAST STANDINGS

Team	BIG EAST				Overall				H	A	N	Streak
	W	L	T	Pct.	W	L	T	Pct.				
1. Louisville#	18	9	0	.667	41	22	0	.651	25-8	10-8	6-6	L1
St. John's#%	18	9	0	.667	40	21	0	.656	16-7	15-10	9-4	W7
3. Seton Hall*	17	10	0	.630	34	24	0	.586	19-6	10-11	5-7	L2
USF*	17	10	0	.630	38	22	0	.633	22-13	9-7	7-2	L1
5. Connecticut*	16	11	0	.593	31	27	1	.534	11-5-1	13-14	7-8	L2
Rutgers*	16	11	0	.593	31	25	0	.554	14-6	17-17	0-2	L2
7. Notre Dame*	14	13	0	.519	31	27	0	.534	11-8	9-13	11-6	L1
8. Pittsburgh*	10	17	0	.370	28	28	0	.500	12-8	12-12	4-8	L3
Villanova	10	17	0	.370	28	27	0	.509	12-11	12-14	4-2	L4
Georgetown	10	17	0	.370	24	29	0	.453	9-13	8-11	7-5	W1
11. West Virginia	9	18	0	.333	23	32	0	.418	15-11	3-14	5-7	L1
12. Cincinnati	7	20	0	.259	18	38	0	.321	10-20	7-13	1-5	L1

* - qualified for tournament # - regular-season champion % - tournament champion

BATTING AVERAGE		ON-BASE %		OVERALL		BIG EAST	
BATTING AVERAGE		BATTING AVERAGE		BATTING AVERAGE		BATTING AVERAGE	
1. Garza, GU	.393	1. Kivlehan, RU	.480	1. Louisville	.295	1. Rutgers	.297
2. Kivlehan, RU	.392	2. Young, UL	.467	2. Rutgers	.292	2. Pittsburgh	.290
3. Devereaux, PITT	.372	3. Ratajczak, UL	.463	3. Pittsburgh	.290	3. West Virginia	.281
4. Glass, CIN	.366	4. DeFabio, PITT	.447	4. Villanova	.289	4. Connecticut	.279
5. Sciacca, VU	.359	5. Devereaux, PITT	.439	5. Georgetown	.288	5. St. John's	.278
HITS		SLUGGING %		HOME RUNS		HOME RUNS	
1. Wessinger, STJ	86	1. Kivlehan, RU	.693	1. Notre Dame	36	1. Notre Dame	18
2. Devereaux, PITT	86	2. Garza, GU	.616	2. Louisville	31	2. Rutgers	17
Garza, GU	86	3. Mazzilli, UCONN	.548	3. Rutgers	30	3. West Virginia	13
4. Ratajczak, UL	84	4. Jagielo, ND	.546	4. Connecticut	29	4. USF	12
5. Baltz, STJ	83	5. Mancini, ND	.545	5. St. John's	27	5. Connecticut	11
Glass, CIN	83	ERA		6. Georgetown	27	6. Georgetown	11
HOME RUNS		1. Hudgins, ND	2.06	7. USF	25	7. Louisville	11
1. Kivlehan, RU	14	2. Amlung, UL	2.31	8. West Virginia	25	8. Seton Hall	10
2. Jagielo, ND	13	3. Marzi, CONN	2.55	STOLEN BASES		STOLEN BASES	
3. Mancini, ND	12	4. Barbosa, USF	2.75	1. Louisville	96	1. Louisville	39
lJames, UL	12	5. Reed, USF	2.76	2. St. John's	92	2. Connecticut	33
5. Mazzilli, UCONN	9	VICTORIES		3. Connecticut	77	3. St. John's	31
RBI		1. Stultz, USF	9	4. Georgetown	70	4. Rutgers	30
1. lJames, UL	65	2. Prosinski, SHU	9	5. Cincinnati	69	5. Notre Dame	29
2. Devereaux, PITT	54	3. Amlung, UL	9	6. Seton Hall	68	6. Cincinnati	24
3. Baltz, STJ	53	4. Thompson, UL	9	7. Villanova	65	7. Seton Hall	22
Kivlehan, RU	50	5. Four tied with	8	8. Rutgers	61	8. West Virginia	20
5. Wessinger, STJ	48	STRIKEOUTS		ERA		Villanova	20
1. Baltz, STJ	65	1. Barbosa, USF	110	1. USF	3.53	Georgetown	20
2. Ratajczak, UL	64	2. Hansen, STJ	109	2. Seton Hall	3.60	ERA	
3. Wessinger, STJ	62	3. Amlung, UL	105	3. Louisville	3.61	1. Louisville	2.97
4. Favatella, RU	54	4. Hudgins, ND	90	4. Connecticut	3.81	2. Connecticut	3.23
5. DeFabio, PITT	53	5. Harvey, SHU	90	5. St. John's	3.89	3. St. John's	3.66
DOUBLES		OPP. BATTING AVG.		6. Notre Dame	3.92	4. USF	3.67
1. Frazer, WVU	23	1. Barbosa, USF	.195	7. Rutgers	4.25	5. Seton Hall	3.79
2. Glass, CIN	21	2. Marzi, UCONN	.207	8. Pittsburgh	4.54	6. Rutgers	4.01
Garza, GU	21	3. Amlung, UL	.208	FIELDING %		8. Pittsburgh	4.06
4. Mazzilli, UCONN	19	4. Stultz, USF	.218	1. West Virginia	.972	FIELDING %	
5. Roche, PITT	17	5. Harvey, SHU	.231	2. USF	.971	1. Seton Hall	.980
Fleishman, VU	17	1. Amlung, UL	109.0	3. Seton Hall	.969	2. Pittsburgh	.975
STOLEN BASES		2. Hagan, STJ	108.2	4. Villanova	.968	3. USF	.972
1. Engle, UL	37	3. Iannazzo, PITT	100.1	5. Pittsburgh	.967	4. Rutgers	.971
2. Wessinger, STJ	34	4. Hansen, STJ	99.1	6. Cincinnati	.966	5. St. John's	.968
3. Kivlehan, RU	24	5. Marzi, UCONN	98.2	7. Rutgers	.965	6. West Virginia	.966
4. Ferriter, CONN	24	SAVES		8. Louisville	.964	7. Villanova	.966
5. Boyd, WVU	23	1. Slania, ND	12	WALKS		8. Connecticut	.960
WALKS		2. Oberg, UCONN	9	1. Wessinger, STJ	34		
1. Wessinger, STJ	34	Mejia, SHU	9	2. Fuller, UCONN	33		
2. Baltz, STJ	33	4. Self, UL	7	3. Baltz, STJ	33		
3. Baltz, STJ	33	5. Four tied with	6	4. O'Grady, RU	32		
4. O'Grady, RU	32			5. lJames, UL	32		
5. lJames, UL	32						

2012 BIG EAST AWARDS

Player of the Year

Patrick Kivlehan, Rutgers, 3B, Jr.

Pitcher of the Year

Justin Amlung, Louisville, RHP, Jr.

Rookie of the Year

Jared Ruxer, Louisville, RHP

Coach of the Year

Ed Blankmeyer, St. John's

2012 ALL-BIG EAST FIRST TEAM

P	Justin Amlung, Louisville, Jr.
P	Sean Hagan, St. John's, Jr.
P	Jon Prosinski, Seton Hall, Jr.
P	Andrew Barbosa, USF, Sr.
RP	Scott Oberg, Connecticut, Jr.
C	Jeff Melillo, Rutgers, Sr.
1B	Rick Devereaux, Pittsburgh, Sr.
2B	L.J. Mazzilli, Connecticut, Jr.
3B	Patrick Kivlehan, Rutgers, Sr. *
SS	Mike Garza, Georgetown, Jr.
OF	Justin Glass, Cincinnati, So.
OF	Billy Ferriter, Connecticut, Jr.
OF	Jeremy Baltz, St. John's, Jr.
DH	Matt Fleishman, Villanova, Sr.

2012 ALL-BIG EAST SECOND TEAM


P	Jeff Thompson, Louisville, So.
P	Will Hudgins, Notre Dame, Sr.
P	Ryan Harvey, Seton Hall, Jr.
P	Derrick Stultz, USF, Sr.
RP	Dan Slania, Notre Dame, So.
C	Joe Hudson, Notre Dame, Jr.
1B	Stewart lJames, Louisville, Sr.
2B	Ty Sciacca, Villanova, Sr.
3B	Eric Jagielo, Notre Dame, So.
SS	Matt Wessinger, St. John's, Sr.
OF	Adam Engel, Louisville, So.
OF	Cole Sturgeon, Louisville, So.
OF	James Ramsay, USF, So.
DH	Jeff Gardner, Louisville, So.

2012 ALL-BIG EAST THIRD TEAM

P	Jared Ruxer, Louisville, Fr.
P	Matt Iannazzo, Pittsburgh, Sr.
P	Rob Smorol, Rutgers, Jr.
P	Kyle Hansen, St. John's, Jr.
RP	Derek Self, Louisville, Sr.
RP	Benny Mejia, Seton Hall, Sr.
C	Joe Pavone, Connecticut, Sr.
1B	Trey Mancini, Notre Dame, So.
2B	Nick Ratajczak, Louisville, Jr.
3B	Ty Young, Louisville, So.
SS	Giuseppe Papaccio, Seton Hall, Jr.
OF	Justin Leeson, Georgetown, Jr.
OF	Brian O'Grady, Rutgers, So.
OF	Zach Granite, Seton Hall, So.
OF	Bobby Boyd, West Virginia, Fr.
DH	Anthony Defabio, Pittsburgh, Sr.

UNIVERSITY OF NOTRE DAME

Fighting Irish



2013 Opponents

Notre Dame has a recent history of playing in Major League Baseball parks. The Irish have played at four MLB parks, including the Kingdome (1995, 1996), Three Rivers Stadium (1998), Metrodome (2000, 2003 and 2006) and U.S. Cellular Field (2008 and 2009). Notre Dame will add Dodger Stadium to the list in 2013.

2013 Opponents

FLORIDA GULF COAST

Sarasota, Fla. • Ed Smith Stadium
Feb. 16 • 2:30 p.m.

LOCATION	Fort Myers, Fla.
FOUNDED	1997
ENROLLMENT	13,468
CONFERENCE	Atlantic Sun
COLORS	Emerald Green & Cobalt Blue
PRESIDENT	Dr. Wilson Bradshaw
ATHLETICS DIRECTOR	Ken Kavanagh
HOME FIELD (CAPACITY)	Swanson Stadium (1,200)
PRESS BOX PHONE (MEDIA ONLY)	(860) 882-7775
2012 OVERALL RECORD	26-31
2012 A-SUN RECORD	15-12 (4th)
2012 NCAA TOURNAMENT	None
NCAA APPEARANCES (LAST)	2 (NCAA Division II)
CWS APPEARANCES (LAST)	None
CWS TITLES	None
HEAD COACH	Dave Tolleit
RECORD AT FGCU	357-196-2 (10 years)
CAREER RECORD	Same
ASSISTANT COACHES	Rusty McKee, Forrest Martin Jon Moore
BASEBALL OFFICE PHONE	(239) 590-7059
BASEBALL SID	Patrick Pierson
E-MAIL	pperson@fgcu.edu
SID OFFICE PHONE	(239) 590-7061
WEBSITE	www.FGCUAthletics.com
STARTERS POSITION PLAYERS RETURNING/LOST	8/1
PITCHERS RETURNING/LOST	10/7
LETTERWINNERS RETURNING/LOST	18/4
SERIES INFORMATION	FGCU leads 1-0



OHIO STATE

Sarasota, Fla. • Ed Smith Stadium
Feb. 16 • 6:00 p.m.

LOCATION	Columbus, Ohio
FOUNDED	1870
ENROLLMENT	55,014
CONFERENCE	Big Ten
COLORS	Scarlet & Gray
PRESIDENT	Gordon Gee
ATHLETICS DIRECTOR	Gene Smith
HOME FIELD (CAPACITY)	Bill Davis Stadium (3,000)
PRESS BOX PHONE (MEDIA ONLY)	(440) 840-4962
2012 OVERALL RECORD	33-27
2012 BIG TEN RECORD	11-13 (6th)
2012 NCAA TOURNAMENT	None
NCAA APPEARANCES (LAST)	18 (2009)
CWS APPEARANCES (LAST)	4 (1967)
CWS TITLES	1 (1966)
HEAD COACH	Greg Beals
RECORD AT OSU	59-54 (2 years)
CAREER RECORD	303-256 (10 years)
ASSISTANT COACHES	Chris Holick, Mike Stafford Josh Newman
BASEBALL OFFICE PHONE	(614) 292-1075
BASEBALL SID	Brett Rybak
E-MAIL	rybak.13@osu.edu
SID OFFICE PHONE	(614) 292-6861
WEBSITE	www.OhioStateBuckeyes.com
STARTERS POSITION PLAYERS RETURNING/LOST	8/1
PITCHERS RETURNING/LOST	11/3
LETTERWINNERS RETURNING/LOST	19/7
SERIES INFORMATION	Notre Dame leads 26-20



MERCER

Sarasota, Fla. • Buck O'Neil Baseball Complex
Feb. 17 • Noon

LOCATION	Macon, Ga.
FOUNDED	1833
ENROLLMENT	8,300
CONFERENCE	Atlantic Sun
COLORS	Orange & Black
PRESIDENT	William D. Underwood
ATHLETICS DIRECTOR	Jim Cole
HOME FIELD (CAPACITY)	Claude Smith Field (500)
PRESS BOX PHONE (MEDIA ONLY)	(478) 301-2719
2012 OVERALL RECORD	38-21
2012 A-SUN RECORD	15-12 (5th)
2012 NCAA TOURNAMENT	None
NCAA APPEARANCES (LAST)	1 (2010)
CWS APPEARANCES (LAST)	None
CWS TITLES	None
HEAD COACH	Craig Gibson
RECORD AT MERCER	277-233 (9 years)
CAREER RECORD	Same
ASSISTANT COACHES	Brent Shade Justin Holmes
BASEBALL OFFICE PHONE	(478) 301-2738
BASEBALL SID	Jason Farhadi
E-MAIL	farhadi_jb@mercer.edu
SID OFFICE PHONE	(478) 301-5209
WEBSITE	www.MercerBears.com
STARTERS POSITION PLAYERS RETURNING/LOST	8/0
PITCHERS RETURNING/LOST	10/4
LETTERWINNERS RETURNING/LOST	21/8
SERIES INFORMATION	Series tied 3-3



TULANE

New Orleans, La. • Turchin Stadium
Feb. 22-24 • 6:30 p.m., 2:00 p.m., Noon CT

LOCATION	New Orleans, La.
FOUNDED	1843
ENROLLMENT	13,359
CONFERENCE	Conference USA
COLORS	Olive & Sky Blue
PRESIDENT	Dr. Scott Cowen
ATHLETICS DIRECTOR	Rick Dickson
HOME FIELD (CAPACITY)	Turchin Stadium (5,000)
PRESS BOX PHONE (MEDIA ONLY)	(504) 862-8224
2012 OVERALL RECORD	38-20
2012 C-USA RECORD	14-10 (t-3rd)
2012 NCAA TOURNAMENT	None
NCAA APPEARANCES (LAST)	19 (2008)
CWS APPEARANCES (LAST)	2 (2005)
CWS TITLES	None
HEAD COACH	Rick Jones
RECORD AT TULANE	774-401-2 (19 years)
CAREER RECORD	1050-494-3 (26 years)
ASSISTANT COACHES	Chad Sutter, Jake Gautreau Shooter Hunt
BASEBALL OFFICE PHONE	(504) 862-8216
BASEBALL SID	Curtis Akey
E-MAIL	cakey@tulane.edu
SID OFFICE PHONE	(504) 314-7271
WEBSITE	www.TulaneGreenWave.com
STARTERS POSITION PLAYERS RETURNING/LOST	7/2
PITCHERS RETURNING/LOST	11/2
LETTERWINNERS RETURNING/LOST	20/3
SERIES INFORMATION	Tulane leads 9-5-1



MASSACHUSETTS

Cary, N.C. • USA Baseball Training Complex
Mar. 1 • 3:00 p.m.

LOCATION	Amherst, Mass.
FOUNDED	1863
ENROLLMENT	27,019
CONFERENCE	Atlantic 10
COLORS	Maroon & White
CHANCELLOR	Dr. Kumble Subbaswamy
ATHLETICS DIRECTOR	John McCutcheon
HOME FIELD (CAPACITY)	Earl Lorden Field
PRESS BOX PHONE (MEDIA ONLY)	(413) 420-3116
2012 OVERALL RECORD	22-22
2012 A-10 RECORD	14-10 (E-4th)
2012 NCAA TOURNAMENT	None
NCAA APPEARANCES (LAST)	11 (1996)
CWS APPEARANCES (LAST)	1 (1969)
CWS TITLES	None
HEAD COACH	Mike Stone
RECORD AT UMass	619-547-3 (25 years)
CAREER RECORD	673-637-5 (30 years)
ASSISTANT COACHES	Mike Sweeney
BASEBALL OFFICE PHONE	(413) 545-3120
BASEBALL SID	Jillian Jakuba
E-MAIL	jjakuba@admin.umass.edu
SID OFFICE PHONE	(413) 577-0053
WEBSITE	www.UMassAthletics.com
STARTERS POSITION PLAYERS RETURNING/LOST	9/1
PITCHERS RETURNING/LOST	7/6
LETTERWINNERS RETURNING/LOST	19/10
SERIES INFORMATION	First Meeting



TENNESSEE

Cary, N.C. • USA Baseball Training Complex
Mar. 1 • 6:30 p.m.

LOCATION	Knoxville, Tenn.
FOUNDED	1794
ENROLLMENT	27,523
CONFERENCE	Southeastern
COLORS	Orange & White
CHANCELLOR	Dr. Jimmy Cheek
ATHLETICS DIRECTOR	Dave Hart
HOME FIELD (CAPACITY)	Lindsey Nelson Stadium (3,800)
PRESS BOX PHONE (MEDIA ONLY)	(865) 974-3376
2012 OVERALL RECORD	24-31
2012 SEC RECORD	8-22 (6th East)
2012 NCAA TOURNAMENT	None
NCAA APPEARANCES (LAST)	9 (2005)
CWS APPEARANCES (LAST)	4 (2005)
CWS TITLES	None
HEAD COACH	Dave Serrano
RECORD AT TENNESSEE	24-31 (1 years)
CAREER RECORD	313-170-1 (8 years)
ASSISTANT COACHES	Greg Bergeron, Bill Mosiello
	Gregg Wallis
BASEBALL OFFICE PHONE	(865) 974-8876
BASEBALL SID	Cameron Harris
E-MAIL	charri48@utk.edu
SID OFFICE PHONE	(865) 974-8876
WEBSITE	www.UTSports.com
STARTERS POSITION PLAYERS RETURNING/LOST	3/5
PITCHERS RETURNING/LOST	5/11
LETTERWINNERS RETURNING/LOST	11/22
SERIES INFORMATION	Tennessee lead leads 4-1



VIRGINIA TECH

Cary, N.C. • USA Baseball Training Complex
Mar. 2 • 6:00 p.m.

LOCATION	Blacksburg, Va.
FOUNDED	1872
ENROLLMENT	31,000
CONFERENCE	Atlantic Coast
COLORS	Chicago Maroon & Burnt Orange
PRESIDENT	Charles W. Steger
ATHLETICS DIRECTOR	Jim Weaver
HOME FIELD (CAPACITY)	English Field (4,000)
PRESS BOX PHONE (MEDIA ONLY)	(540) 231-8974
2012 OVERALL RECORD	34-31
2012 ACC RECORD	11-19 (9th)
2012 NCAA TOURNAMENT	None
NCAA APPEARANCES (LAST)	9 (2010)
CWS APPEARANCES (LAST)	None
CWS TITLES	None
HEAD COACH	Pete Hughes
RECORD AT VIRGINIA TECH	182-152 (6 years)
CAREER RECORD	484-363-2 (16 years)
ASSISTANT COACHES	Patrick Mason
	Mike Kunigonis
BASEBALL OFFICE PHONE	(540) 231-3671
BASEBALL SID	Marc Mullen
E-MAIL	marcm@vt.edu
SID OFFICE PHONE	(540) 231-1894
WEBSITE	www.HokieSports.com
STARTERS POSITION PLAYERS RETURNING/LOST	6/2
PITCHERS RETURNING/LOST	10/6
LETTERWINNERS RETURNING/LOST	17/8
SERIES INFORMATION	Notre Dame leads 7-6



RHODE ISLAND

Cary, N.C. • USA Baseball Training Complex
Mar. 3 • 11:00 a.m.

LOCATION	Kingsport, R.I.
FOUNDED	1892
ENROLLMENT	16,392
CONFERENCE	Atlantic 10
COLORS	Keaney Blue, Navy Blue & White
PRESIDENT	Dr. David M. Dooley
ATHLETICS DIRECTOR	Thorr Bjorn
HOME FIELD (CAPACITY)	Bill Beck Field (1,000)
PRESS BOX PHONE (MEDIA ONLY)	(401) 481-6648
2012 OVERALL RECORD	33-25-1
2012 A-10 RECORD	16-8 (3rd)
2012 NCAA TOURNAMENT	None
NCAA APPEARANCES (LAST)	1 (2005)
CWS APPEARANCES (LAST)	None
CWS TITLES	None
HEAD COACH	Jim Foster
RECORD AT RHODE ISLAND	220-166-3 (7 years)
CAREER RECORD	Same
ASSISTANT COACHES	Raphael Cerrato, Matt Untiet
	Mike Walsh
BASEBALL OFFICE PHONE	(401) 874-4888
BASEBALL SID	Jodi Pontbriand
E-MAIL	jpontbriand@uri.edu
SID OFFICE PHONE	(404) 874-5356
WEBSITE	www.GoRhody.com
STARTERS POSITION PLAYERS RETURNING/LOST	n/a
PITCHERS RETURNING/LOST	n/a
LETTERWINNERS RETURNING/LOST	n/a
SERIES INFORMATION	First Meeting



2013 Opponents

UCLA

Los Angeles, Calif. • Jackie Robinson Stadium
Mar. 8 • 6:00 p.m. PT

LOCATION	Los Angeles, Calif.
FOUNDED	1919
ENROLLMENT	39,500
CONFERENCE	Pac-12
COLORS	Blue & Gold
CHANCELLOR	Gene Block
ATHLETICS DIRECTOR	Dan Guerrero
HOME FIELD (CAPACITY)	Jackie Robinson Stadium (1,820)
PRESS BOX PHONE (MEDIA ONLY)	(310) 794-8213
2012 OVERALL RECORD	48-16
2012 PAC-12 RECORD	20-10 (1-1st)
2012 NCAA TOURNAMENT	College World Series (1-2)
NCAA APPEARANCES (LAST)	18 (2012)
CWS APPEARANCES (LAST)	4 (2012)
CWS TITLES	None
HEAD COACH	John Savage
RECORD AT UCLA	275-207 (8 years)
CAREER RECORD	363-291-1 (11 years)
ASSISTANT COACHES	Rex Peters, T.J. Bruce
BASEBALL OFFICE PHONE	(310) 794-8210
BASEBALL SID	Mike Leary
E-MAIL	mleary@athletics.ucla.edu
SID OFFICE PHONE	(310) 206-7873
WEBSITE	www.UCLABruins.com
STARTERS POSITION PLAYERS RETURNING/LOST	4/5
PITCHERS RETURNING/LOST	7/3
LETTERWINNERS RETURNING/LOST	17/13
SERIES INFORMATION	Series is tied 1-1



USC

Los Angeles, Calif. • Dedeaux Field
Mar. 9 • 2:00 p.m. PT

LOCATION	Los Angeles, Calif.
FOUNDED	1880
ENROLLMENT	33,500
CONFERENCE	Pac-12
COLORS	Cardinal & Gold
PRESIDENT	C.L. Max Nikias
ATHLETICS DIRECTOR	Pat Haden
HOME FIELD (CAPACITY)	Dedeaux Field (2,500)
PRESS BOX PHONE (MEDIA ONLY)	(213) 748-3449
2012 OVERALL RECORD	23-32
2012 PAC-12 RECORD	8-22 (11th)
2012 NCAA TOURNAMENT	None
NCAA APPEARANCES (LAST)	40 (2005)
CWS APPEARANCES (LAST)	21 (2001)
CWS TITLES	12 (1998)
HEAD COACH	Frank Cruz
RECORD AT USC	48-63 (2 years)
CAREER RECORD	377-419-3 (14 years)
ASSISTANT COACHES	Dan Hubbs, Gabe Alvarez
BASEBALL OFFICE PHONE	(213) 740-5762
BASEBALL SID	Rachel Caton
E-MAIL	rcaton@usc.edu
SID OFFICE PHONE	(213) 740-3809
WEBSITE	www.USCTrojans.com
STARTERS POSITION PLAYERS RETURNING/LOST	4/5
PITCHERS RETURNING/LOST	7/9
LETTERWINNERS RETURNING/LOST	16/17
SERIES INFORMATION	Series is tied 3-3



OKLAHOMA

Los Angeles, Calif. • Dodgers Stadium
Mar. 10 • 10:00 a.m. PT

LOCATION	Norman, Okla.
FOUNDED	1890
ENROLLMENT	30,754
CONFERENCE	Big 12
COLORS	Crimson & Cream
PRESIDENT	David Boren
ATHLETICS DIRECTOR	Joe Castiglione
HOME FIELD (CAPACITY)	L. Dale Mitchell Park (3,180)
PRESS BOX PHONE (MEDIA ONLY)	(405) 325-8363
2012 OVERALL RECORD	42-25
2012 BIG 12 RECORD	13-10 (4th)
2012 NCAA TOURNAMENT	Columbia Super Regional (0-2)
NCAA APPEARANCES (LAST)	35 (2012)
CWS APPEARANCES (LAST)	10 (2010)
CWS TITLES	2 (1994)
HEAD COACH	Sunny Golloway
RECORD AT OSU	303-160-1 (8 years)
CAREER RECORD	638-316-1 (16 years)
ASSISTANT COACHES	Jack Giese, Aric Thomas
BASEBALL OFFICE PHONE	(405) 325-8354
BASEBALL SID	Mike Ashcraft
E-MAIL	ashcraft@ou.edu
SID OFFICE PHONE	(405) 325-7623
WEBSITE	www.SoonerSports.com
STARTERS POSITION PLAYERS RETURNING/LOST	4/5
PITCHERS RETURNING/LOST	5/9
LETTERWINNERS RETURNING/LOST	10/11
SERIES INFORMATION	Oklahoma leads 2-0



UCSB

Santa Barbara, Calif. • Uyesaka Stadium
Mar. 12 • 3:00 p.m. PT

LOCATION	Santa Barbara, Calif.
FOUNDED	1944
ENROLLMENT	21,685
CONFERENCE	Big West
COLORS	Blue & Gold
CHANCELLOR	Dr. Henry T. Yang
ATHLETICS DIRECTOR	Mark Massari
HOME FIELD (CAPACITY)	Uyesaka Stadium (1,000)
PRESS BOX PHONE (MEDIA ONLY)	(818) 437-3160
2012 OVERALL RECORD	28-28
2012 BIG WEST RECORD	10-14 (6th)
2012 NCAA TOURNAMENT	None
NCAA APPEARANCES (LAST)	8 (2001)
CWS APPEARANCES (LAST)	None
CWS TITLES	None
HEAD COACH	Andrew Checketts
RECORD AT UCSB	28-28 (1 year)
CAREER RECORD	Same
ASSISTANT COACHES	Eddie Cornejo
BASEBALL OFFICE PHONE	(805) 893-3690
BASEBALL SID	Andrew Wagner
E-MAIL	Andrew.Wagner@athletics.ucsb.edu
SID OFFICE PHONE	(805) 893-8603
WEBSITE	www.UCSBGauchos.com
STARTERS POSITION PLAYERS RETURNING/LOST	6/6
PITCHERS RETURNING/LOST	5/7
LETTERWINNERS RETURNING/LOST	14/15
SERIES INFORMATION	Notre Dame leads 1-0



CAL POLY

San Luis Obispo, Calif. • Baggett Stadium
Mar. 14-16 • 6:00 p.m., 6:00 p.m., Noon PT

LOCATION	San Luis Obispo, Calif.
FOUNDED	1901
ENROLLMENT	18,679
CONFERENCE	Big West
COLORS	Forest Green & Gold
PRESIDENT	Dr. Jeffrey D. Armstrong
ATHLETICS DIRECTOR	Don Oberhelman
HOME FIELD (CAPACITY)	Baggett Stadium (1,734)
PRESS BOX PHONE (MEDIA ONLY)	(805) 756-7456
2012 OVERALL RECORD	36-20
2012 BIG WEST RECORD	16-8 (2nd)
2012 NCAA TOURNAMENT	None
NCAA APPEARANCES (LAST)	None
CWS APPEARANCES (LAST)	None
CWS TITLES	None
HEAD COACH	Larry Lee
RECORD AT CAL POLY	309-253-2 (10 years)
CAREER RECORD	769-494-5 (26 years)
ASSISTANT COACHES	Teddy Warrecker, Thomas Eager
	Alex Hoover
BASEBALL OFFICE PHONE	(805) 756-6367
BASEBALL SID	Eric Burdick
E-MAIL	eburdick@calpoly.edu
SID OFFICE PHONE	(805) 756-6550
WEBSITE	www.GoPoly.com
STARTERS POSITION PLAYERS RETURNING/LOST	7/3
PITCHERS RETURNING/LOST	11/2
LETTERWINNERS RETURNING/LOST	24/7
SERIES INFORMATION	First Meeting



SETON HALL

Notre Dame, Ind. • Frank Eck Stadium
Mar. 22-24 • 5:35 p.m., 2:05 p.m., 12:05 p.m.

LOCATION	South Orange, N.J.
FOUNDED	1856
ENROLLMENT	9,700
CONFERENCE	BIG EAST
COLORS	Blue & White
PRESIDENT	Dr. A. Gabriel Esteban
ATHLETICS DIRECTOR	Patrick Lyons
HOME FIELD (CAPACITY)	Owen T. Carroll Field (1,800)
PRESS BOX PHONE (MEDIA ONLY)	(973) 902-3564
2012 OVERALL RECORD	34-24
2012 BIG EAST RECORD	17-10 (t-3rd)
2012 NCAA TOURNAMENT	None
NCAA APPEARANCES (LAST)	17 (2011)
CWS APPEARANCES (LAST)	4 (1975)
CWS TITLES	None
HEAD COACH	Rob Sheppard
RECORD AT SETON HALL	219-255 (9 years)
CAREER RECORD	Same
ASSISTANT COACHES	Phil Cundari, Mark Pappas
	Eric Duncan
BASEBALL OFFICE PHONE	(973) 761-9557
BASEBALL SID	Matt Sweeney
E-MAIL	matthew.sweeney@shu.edu
SID OFFICE PHONE	(973) 761-9493
WEBSITE	www.SHUPirates.com
STARTERS POSITION PLAYERS RETURNING/LOST	n/a
PITCHERS RETURNING/LOST	n/a
LETTERWINNERS RETURNING/LOST	n/a
SERIES INFORMATION	Notre Dame leads 3-16



KENT STATE

Notre Dame, Ind. • Frank Eck Stadium
Mar. 25-26 • 5:35 p.m., 5:35 p.m.

LOCATION	Kent, Ohio
FOUNDED	1910
ENROLLMENT	42,185
CONFERENCE	Mid-American
COLORS	Navy Blue & Gold
PRESIDENT	Dr. Lester A. Lefton
ATHLETICS DIRECTOR	Joel Nielsen
HOME FIELD (CAPACITY)	Schoonover Stadium (500)
PRESS BOX PHONE (MEDIA ONLY)	(330) 672-7521
2012 OVERALL RECORD	47-20
2012 MAC RECORD	24-3 (1st)
2012 NCAA TOURNAMENT	College World Series (1-2)
NCAA APPEARANCES (LAST)	12 (2012)
CWS APPEARANCES (LAST)	1 (2012)
CWS TITLES	None
HEAD COACH	Scott Strickland
RECORD AT KENT STATE	314-165 (8 years)
CAREER RECORD	Same
ASSISTANT COACHES	Mike Birkbeck, Scott Daeley
	Alex Marconi
BASEBALL OFFICE PHONE	(330) 672-8433
BASEBALL SID	Mollie Radzinski
E-MAIL	mradin1@kent.edu
SID OFFICE PHONE	(330) 672-8419
WEBSITE	www.KentStateSports.com
STARTERS POSITION PLAYERS RETURNING/LOST	6/3
PITCHERS RETURNING/LOST	10/3
LETTERWINNERS RETURNING/LOST	21/9
SERIES INFORMATION	Notre Dame leads 8-7



LOUISVILLE

Louisville, Ky. • Jim Patterson Stadium
Mar. 28-30 • 6:00 p.m., 6:00 p.m., 1:00 p.m.

LOCATION	Louisville, Ky.
FOUNDED	1798
ENROLLMENT	22,000
CONFERENCE	BIG EAST
COLORS	Red & Black
PRESIDENT	Dr. James Ramsey
ATHLETICS DIRECTOR	Tom Jurich
HOME FIELD (CAPACITY)	Jim Patterson Stadium (4,000)
PRESS BOX PHONE (MEDIA ONLY)	(502) 852-3700
2012 OVERALL RECORD	41-22
2012 BIG EAST RECORD	18-9 (t-1st)
2012 NCAA TOURNAMENT	Tucson Regional (2-2)
NCAA APPEARANCES (LAST)	6 (2012)
CWS APPEARANCES (LAST)	1 (2007)
CWS TITLES	None
HEAD COACH	Dan McDonnell
RECORD AT LOUISVILLE	258-128 (6 years)
CAREER RECORD	Same
ASSISTANT COACHES	Chris Lemonis, Roger Williams
	Kyle Cheesebrough
BASEBALL OFFICE PHONE	(502) 852-0103
BASEBALL SID	Garett Wall
E-MAIL	g.wall@louisville.edu
SID OFFICE PHONE	(502) 852-3088
WEBSITE	www.GoCards.com
STARTERS POSITION PLAYERS RETURNING/LOST	8/1
PITCHERS RETURNING/LOST	9/5
LETTERWINNERS RETURNING/LOST	21/9
SERIES INFORMATION	Louisville leads 13-8



2013 Opponents

UIC

Notre Dame, Ind. • Frank Eck Stadium
Apr. 2 • 5:35 p.m.

LOCATION	Chicago, Ill.
FOUNDED	1896
ENROLLMENT	27,512
CONFERENCE	Horizon League
COLORS	Navy Blue & Fire Engine Red
CHANCELLOR	Paula Allen-Mearns
ATHLETICS DIRECTOR	Jim Schmidt
HOME FIELD (CAPACITY)	Les Miller Field (1,000)
PRESS BOX PHONE (MEDIA ONLY)	(312) 355-1190
2012 OVERALL RECORD	23-34
2012 Horizon RECORD	12-17 (4th)
2012 NCAA TOURNAMENT	None
NCAA APPEARANCES (LAST)	4 (2008)
CWS APPEARANCES (LAST)	None
CWS TITLES	None
HEAD COACH	Mike Dee
RECORD AT UIC	443-336-1 (14 years)
CAREER RECORD	Same
ASSISTANT COACHES	Sean McDermott, John Flood Steve Humble
BASEBALL OFFICE PHONE	(312) 996-8645
BASEBALL SID	Mike Laninga
E-MAIL	mlaninga@uic.edu
SID OFFICE PHONE	(312) 996-5881
WEBSITE	www.UICFlames.com
STARTERS POSITION PLAYERS RETURNING/LOST	6/3
PITCHERS RETURNING/LOST	9/1
LETTERWINNERS RETURNING/LOST	22/5
SERIES INFORMATION	Notre Dame leads 29-10



VALPARAISO

Notre Dame, Ind. • Frank Eck Stadium
Apr. 3 • 5:35 p.m.

LOCATION	Valparaiso, Ind.
FOUNDED	1859
ENROLLMENT	3,980
CONFERENCE	Horizon
COLORS	Brown & Gold
PRESIDENT	Mark Heckler
ATHLETICS DIRECTOR	Mark LaBarbera
HOME FIELD (CAPACITY)	Emory G. Bauer Field (500)
PRESS BOX PHONE (MEDIA ONLY)	(219) 464-6006
2012 OVERALL RECORD	35-25
2012 Horizon RECORD	22-8 (1st)
2012 NCAA TOURNAMENT	Gary Regional (0-2)
NCAA APPEARANCES (LAST)	11 (2012)
CWS APPEARANCES (LAST)	None
CWS TITLES	None
HEAD COACH	Tracy Woodson
RECORD AT VALPARAISO	155-182 (6 years)
CAREER RECORD	Same
ASSISTANT COACHES	Brian Schmack, Adam Piotrowicz Jeremy St. Clair
BASEBALL OFFICE PHONE	(219) 464-5239
BASEBALL SID	Brad Collignon
E-MAIL	Bradley.Collignon@valpo.edu
SID OFFICE PHONE	(618) 420-3086
WEBSITE	www.ValpoAthletics.com
STARTERS POSITION PLAYERS RETURNING/LOST	7/2
PITCHERS RETURNING/LOST	6/5
LETTERWINNERS RETURNING/LOST	17/7
SERIES INFORMATION	Notre Dame leads 72-21



VILLANOVA

Notre Dame, Ind. • Frank Eck Stadium
Apr. 5-7 • 5:35 p.m., 2:05 p.m., 1:05 p.m.

LOCATION	Villanova, Pa.
FOUNDED	1842
ENROLLMENT	6,240
CONFERENCE	BIG EAST
COLORS	Blue & White
PRESIDENT	Rev. Peter M. Donohue
ATHLETICS DIRECTOR	Vince Nicastro
HOME FIELD (CAPACITY)	Villanova Ballpark (750)
PRESS BOX PHONE (MEDIA ONLY)	(860) 490-6398
2012 OVERALL RECORD	28-27
2012 BIG EAST RECORD	10-17 (t-8th)
2012 NCAA TOURNAMENT	None
NCAA APPEARANCES (LAST)	7 (1991)
CWS APPEARANCES (LAST)	None
CWS TITLES	None
HEAD COACH	Joe Godri
RECORD AT VILLANOVA	288-286-3 (11 years)
CAREER RECORD	Same
ASSISTANT COACHES	Nick Weisheipl, Derek Shunk Rod Johnson
BASEBALL OFFICE PHONE	(610) 519-4529
BASEBALL SID	David Berman
E-MAIL	david.berman@villanova.edu
SID OFFICE PHONE	(610) 519-4122
WEBSITE	www.Villanova.com
STARTERS POSITION PLAYERS RETURNING/LOST	4/5
PITCHERS RETURNING/LOST	10/4
LETTERWINNERS RETURNING/LOST	18/12
SERIES INFORMATION	Notre Dame leads 35-8-1



MICHIGAN

Notre Dame, Ind. • Frank Eck Stadium
Apr. 9 • 5:35 p.m.

Ann Arbor, Mich. • Ray Fisher Stadium
Apr. 16 • 4:05 p.m.

LOCATION	Ann Arbor, Mich.
FOUNDED	1817
ENROLLMENT	41,942
CONFERENCE	Big Ten
COLORS	Maize & Blue
PRESIDENT	Mary Sue Coleman
ATHLETICS DIRECTOR	Dave Brandon
HOME FIELD (CAPACITY)	Ray Fisher Stadium (3,500)
PRESS BOX PHONE (MEDIA ONLY)	(734) 647-1283
2012 OVERALL RECORD	22-34
2012 BIG TEN RECORD	8-16 (10th)
2012 NCAA TOURNAMENT	None
NCAA APPEARANCES (LAST)	21 (2008)
CWS APPEARANCES (LAST)	7 (1984)
CWS TITLES	2 (1953, 1962)
HEAD COACH	Erik Bakich
RECORD AT MICHIGAN	First Season
CAREER RECORD	70-98 (3 years)
ASSISTANT COACHES	Sean Kenny, Nick Schnabel
BASEBALL OFFICE PHONE	(734) 647-4550
BASEBALL SID	Kent Reichert
E-MAIL	kereiche@umich.edu
SID OFFICE PHONE	(734) 647-1726
WEBSITE	www.MGoBlue.com
STARTERS POSITION PLAYERS RETURNING/LOST	6/3
PITCHERS RETURNING/LOST	10/6
LETTERWINNERS RETURNING/LOST	22/13
SERIES INFORMATION	Michigan leads 84-45



EASTERN MICHIGAN

Notre Dame, Ind. • Frank Eck Stadium
Apr. 10 • 5:35 p.m.

LOCATION	Ypsilanti, Mich.
FOUNDED	1849
ENROLLMENT	22,638
CONFERENCE	Mid-American
COLORS	Green & White
PRESIDENT	Dr. Susan W. Martin
ATHLETICS DIRECTOR	Dr. Derrick Gragg
HOME FIELD (CAPACITY)	Oestrike Stadium (1,200)
PRESS BOX PHONE (MEDIA ONLY)	(734) 481-9328
2012 OVERALL RECORD	25-31
2012 MAC RECORD	14-13 (4th West)
2012 NCAA TOURNAMENT	None
NCAA APPEARANCES (LAST)	5 (2008)
CWS APPEARANCES (LAST)	2 (1976)
CWS TITLES	None
HEAD COACH	Jay Alexander
RECORD AT EMU	56-52 (2 years)
CAREER RECORD	114-120 (4 years)
ASSISTANT COACHES	Andrew Maki, Aaron Hepner
BASEBALL OFFICE PHONE	(734) 487-0315
BASEBALL SID	Chris Puzzuoli
E-MAIL	cpuzzuol@emich.edu
SID OFFICE PHONE	(734) 487-0317
WEBSITE	www.EMU Eagles.com
STARTERS POSITION PLAYERS RETURNING/LOST	6/4
PITCHERS RETURNING/LOST	11/2
LETTERWINNERS RETURNING/LOST	20/9
SERIES INFORMATION	Notre Dame leads 3-1



PITTSBURGH

Pittsburgh, Pa. • Charles L. Cost Field
Apr. 12-14 • 6:00 p.m., 3:00 p.m., Noon

LOCATION	Pittsburgh, Pa.
FOUNDED	1787
ENROLLMENT	28,823
CONFERENCE	BIG EAST
COLORS	Blue & Gold
CHANCELLOR	Mark A. Nordenberg
ATHLETICS DIRECTOR	Steve Pederson
HOME FIELD (CAPACITY)	Charles L. Cost Field (1,000)
PRESS BOX PHONE (MEDIA ONLY)	(412) 624-6813
2012 OVERALL RECORD	28-28
2012 BIG EAST RECORD	10-17 (8th)
2012 NCAA TOURNAMENT	None
NCAA APPEARANCES (LAST)	3 (1995)
CWS APPEARANCES (LAST)	None
CWS TITLES	None
HEAD COACH	Joe Jordano
RECORD AT PITTSBURGH	427-359-2 (15 years)
CAREER RECORD	710-477-2 (25 years)
ASSISTANT COACHES	Danny Lopaze, Jerry Oakes
BASEBALL OFFICE PHONE	(412) 648-8208
BASEBALL SID	Matt Haas
E-MAIL	mhaas@athletics.pitt.edu
SID OFFICE PHONE	(412) 648-8245
WEBSITE	www.PittsburghPanthers.com
STARTERS POSITION PLAYERS RETURNING/LOST	6/3
PITCHERS RETURNING/LOST	6/1
LETTERWINNERS RETURNING/LOST	16/3
SERIES INFORMATION	Notre Dame leads 32-15



BOWLING GREEN

Notre Dame, Ind. • Frank Eck Stadium
Apr. 17 • 5:35 p.m.

LOCATION	Bowling Green, Ohio
FOUNDED	1910
ENROLLMENT	17,046
CONFERENCE	Mid-American
COLORS	Orange & Brown
PRESIDENT	Dr. Mary Ellen Mazey
ATHLETICS DIRECTOR	Greg Christopher
HOME FIELD (CAPACITY)	Warren E. Steller Field (1,100)
PRESS BOX PHONE (MEDIA ONLY)	(419) 372-1234
2012 OVERALL RECORD	20-33
2012 MAC RECORD	9-18 (6th East)
2012 NCAA TOURNAMENT	None
NCAA APPEARANCES (LAST)	3 (1999)
CWS APPEARANCES (LAST)	None
CWS TITLES	None
HEAD COACH	Danny Schmitz
RECORD AT BGSU	588-550-5 (22 years)
CAREER RECORD	Same
ASSISTANT COACHES	Rick Blanc, Spencer Schmitz
BASEBALL OFFICE PHONE	(419) 372-7065
BASEBALL SID	Scott Swegan
E-MAIL	swegans@falcons.bgsu.edu
SID OFFICE PHONE	(419) 372-7105
WEBSITE	www.BGSUFalcons.com
STARTERS POSITION PLAYERS RETURNING/LOST	10/0
PITCHERS RETURNING/LOST	7/5
LETTERWINNERS RETURNING/LOST	21/7
SERIES INFORMATION	Notre Dame leads 39-23-1



QUINNIPIAC

Notre Dame, Ind. • Frank Eck Stadium
Apr. 19-21 • 5:35 p.m., 3:30 p.m., 1:05 p.m.

LOCATION	Hamden, Conn.
FOUNDED	1929
ENROLLMENT	8,200
CONFERENCE	Northeast
COLORS	Navy & Gold
PRESIDENT	Dr. John L. Lahey
ATHLETICS DIRECTOR	Jack McDonald
HOME FIELD (CAPACITY)	Quinnipiac Baseball Field (500)
PRESS BOX PHONE (MEDIA ONLY)	(303) 582-8625
2012 OVERALL RECORD	9-38
2012 NEC RECORD	8-24 (8th)
2012 NCAA TOURNAMENT	None
NCAA APPEARANCES (LAST)	1 (2005)
CWS APPEARANCES (LAST)	None
CWS TITLES	None
HEAD COACH	Dan Gooley
RECORD AT QUINNIPIAC	406-442-7 (21 years)
CAREER RECORD	507-532-8 (27 years)
ASSISTANT COACHES	John Delaney
BASEBALL OFFICE PHONE	(203) 582-5325
BASEBALL SID	Ken Sweeten
E-MAIL	kfsweeten@quinnipiac.edu
SID OFFICE PHONE	(203) 582-8625
WEBSITE	www.QuinnipiacBobcats.com
STARTERS POSITION PLAYERS RETURNING/LOST	n/a
PITCHERS RETURNING/LOST	n/a
LETTERWINNERS RETURNING/LOST	n/a
SERIES INFORMATION	First Meeting



TOLEDO

Notre Dame, Ind. • Frank Eck Stadium
Apr. 23 • 5:35 p.m.

LOCATION	Toledo, Ohio
FOUNDED	1872
ENROLLMENT	21,500
CONFERENCE	Mid-American
COLORS	Midnight Blue & Gold
PRESIDENT	Dr. Lloyd A. Jacobs
ATHLETICS DIRECTOR	Mike O'Brien
HOME FIELD (CAPACITY)	Scott Park (1,000)
PRESS BOX PHONE (MEDIA ONLY)	(419) 530-3089
2012 OVERALL RECORD	30-27
2012 MAC RECORD	19-8 (1st West)
2012 NCAA TOURNAMENT	None
NCAA APPEARANCES (LAST)	None
CWS APPEARANCES (LAST)	None
CWS TITLES	None
HEAD COACH	Cory Mee
RECORD AT TOLEDO	219-267 (9 years)
CAREER RECORD	Same
ASSISTANT COACHES	Josh Bradford, Nick McIntyre Brett Merritt
BASEBALL OFFICE PHONE	(419) 530-3097
BASEBALL SID	Brian DeBenedictis
E-MAIL	brian.debenedictis@utoledo.edu
SID OFFICE PHONE	(419) 530-4919
WEBSITE	www.UTRockets.com
STARTERS POSITION PLAYERS RETURNING/LOST	7/1
PITCHERS RETURNING/LOST	9/5
LETTERWINNERS RETURNING/LOST	20/9
SERIES INFORMATION	Notre Dame leads 43-12



MICHIGAN STATE

Notre Dame, Ind. • Frank Eck Stadium
Apr. 24 • 5:35 p.m.

LOCATION	East Lansing, Mich.
FOUNDED	1855
ENROLLMENT	47,954
CONFERENCE	Big Ten
COLORS	Green & White
PRESIDENT	Dr. Lou Anna K. Simon
ATHLETICS DIRECTOR	Mark Hollis
HOME FIELD (CAPACITY)	McLane Baseball Stadium (2,500)
PRESS BOX PHONE (MEDIA ONLY)	(517) 862-3968
2012 OVERALL RECORD	37-23
2012 BIG TEN RECORD	13-11 (5th)
2012 NCAA TOURNAMENT	Stanford Regional (0-2)
NCAA APPEARANCES (LAST)	5 (2012)
CWS APPEARANCES (LAST)	1 (1954)
CWS TITLES	None
HEAD COACH	Jake Boss Jr.
RECORD AT MSU	130-94 (4 years)
CAREER RECORD	155-128 (5 years)
ASSISTANT COACHES	Mark Van Ameyde, Graham Sikes Eric Roof
BASEBALL OFFICE PHONE	(517) 355-8635
BASEBALL SID	Nick McWherter
E-MAIL	mcwhert1@ath.msu.edu
SID OFFICE PHONE	(517) 355-2271
WEBSITE	www.MSUSpartans.com
STARTERS POSITION PLAYERS RETURNING/LOST	7/4
PITCHERS RETURNING/LOST	13/5
LETTERWINNERS RETURNING/LOST	20/13
SERIES INFORMATION	Michigan State leads 78-53



CONNECTICUT

Notre Dame, Ind. • Frank Eck Stadium
Apr. 26-28 • 5:35 p.m., 2:05 p.m., 1:05 p.m.

LOCATION	Storrs, Conn.
FOUNDED	1881
ENROLLMENT	17,815
CONFERENCE	BIG EAST
COLORS	National Flag Blue & White
PRESIDENT	Susan Herbst
ATHLETICS DIRECTOR	Warde Manuel
HOME FIELD (CAPACITY)	J.O. Christian Field (1,500)
PRESS BOX PHONE (MEDIA ONLY)	(860) 486-2018
2012 OVERALL RECORD	31-27-1
2012 BIG EAST RECORD	16-11 (5th)
2012 NCAA TOURNAMENT	None
NCAA APPEARANCES (LAST)	16 (2011)
CWS APPEARANCES (LAST)	5 (1979)
CWS TITLES	None
HEAD COACH	Jim Penders
RECORD AT UCONN	320-211-4 (9 years)
CAREER RECORD	Same
ASSISTANT COACHES	Jeff Hourigan, Joshua McDonald Chris Podaszwa
BASEBALL OFFICE PHONE	(860) 486-4089
BASEBALL SID	Brendan Flynn
E-MAIL	brendan.s.flynn@uconn.edu
SID OFFICE PHONE	(860) 486-3531
WEBSITE	www.UConnHuskies.com
STARTERS POSITION PLAYERS RETURNING/LOST	5/4
PITCHERS RETURNING/LOST	11/4
LETTERWINNERS RETURNING/LOST	18/11
SERIES INFORMATION	Notre Dame leads 25-17-1



CENTRAL MICHIGAN

Mount Pleasant, Mich. • Theunissen Stadium
Apr. 30 • 4:05 p.m.

LOCATION	Mount Pleasant, Mich.
FOUNDED	1892
ENROLLMENT	27,693
CONFERENCE	Mid-American
COLORS	Maroon & Gold
PRESIDENT	Dr. George E. Ross
ATHLETICS DIRECTOR	Dave Heeke
HOME FIELD (CAPACITY)	Theunissen Stadium (2,046)
PRESS BOX PHONE (MEDIA ONLY)	(989) 774-3579
2012 OVERALL RECORD	34-29
2012 MAC RECORD	17-10 (2nd West)
2012 NCAA TOURNAMENT	None
NCAA APPEARANCES (LAST)	11 (1995)
CWS APPEARANCES (LAST)	None
CWS TITLES	None
HEAD COACH	Steve Jaksa
RECORD AT CMU	328-254-1 (10 years)
CAREER RECORD	356-279-1 (11 years)
ASSISTANT COACHES	Jeff Opalewski, Brett Haring Sam Flamont
BASEBALL OFFICE PHONE	(989) 774-1484
BASEBALL SID	Kyle Kelley
E-MAIL	kyle.kelley@cmich.edu
SID OFFICE PHONE	(989) 774-1128
WEBSITE	www.CMUChippewas.com
STARTERS POSITION PLAYERS RETURNING/LOST	4/5
PITCHERS RETURNING/LOST	8/4
LETTERWINNERS RETURNING/LOST	15/11
SERIES INFORMATION	Notre Dame leads 17-11-1



USF

Notre Dame, Ind. • Frank Eck Stadium
May 3-5 • 5:35 p.m., 2:05 p.m., 1:05 p.m.

LOCATION	Tampa, Fla.
FOUNDED	1956
ENROLLMENT	47,214
CONFERENCE	BIG EAST
COLORS	Green & Gold
PRESIDENT	Dr. Judy Genshaft
ATHLETICS DIRECTOR	Doug Woolard
HOME FIELD (CAPACITY)	USF Baseball Stadium (3,211)
PRESS BOX PHONE (MEDIA ONLY)	(813) 751-4044
2012 OVERALL RECORD	38-22
2012 BIG EAST RECORD	18-10 (t-3rd)
2012 NCAA TOURNAMENT	None
NCAA APPEARANCES (LAST)	10 (2002)
CWS APPEARANCES (LAST)	None
CWS TITLES	None
HEAD COACH	Lelo Prado
RECORD AT USF	188-161 (6 years)
CAREER RECORD	786-586-2 (23 years)
ASSISTANT COACHES	Chris Heintz, Lance Carter
	Frank Moldonado
BASEBALL OFFICE PHONE	(813) 974-2504
BASEBALL SID	Casey Goldstein
E-MAIL	cgoldstein@usf.edu
SID OFFICE PHONE	(813) 974-0415
WEBSITE	www.GoUSFBulls.com
STARTERS POSITION PLAYERS RETURNING/LOST	5/4
PITCHERS RETURNING/LOST	7/6
LETTERWINNERS RETURNING/LOST	21/9
SERIES INFORMATION	USF leads 13-11



ST. JOHN'S

Queens, N.Y. • Jack Kaiser Stadium
May 11-12 • Noon (DH), 1:00 p.m.

LOCATION	Queens, N.Y.
FOUNDED	1870
ENROLLMENT	21,067
CONFERENCE	BIG EAST
COLORS	Red & White
PRESIDENT	Rev. Donald J. Harrington
ATHLETICS DIRECTOR	Chris Monasch
HOME FIELD (CAPACITY)	Jack Kaiser Stadium (3,500)
PRESS BOX PHONE (MEDIA ONLY)	(718) 990-2724
2012 OVERALL RECORD	40-23
2012 BIG EAST RECORD	18-9 (t-1st)
2012 NCAA TOURNAMENT	Tucson Super Regional (0-2)
NCAA APPEARANCES (LAST)	34 (2012)
CWS APPEARANCES (LAST)	6 (1980)
CWS TITLES	None
HEAD COACH	Ed Blankmeyer
RECORD AT ST. JOHN'S	589-350-3 (17 years)
CAREER RECORD	Same
ASSISTANT COACHES	Mike Hampton, Corey Muscara
	Brendan Monaghan
BASEBALL OFFICE PHONE	(718) 990-6148
BASEBALL SID	Tim Brown
E-MAIL	brownmt1@stjohns.edu
SID OFFICE PHONE	(718) 990-1521
WEBSITE	www.RedStormSports.com
STARTERS POSITION PLAYERS RETURNING/LOST	6/3
PITCHERS RETURNING/LOST	5/8
LETTERWINNERS RETURNING/LOST	16/14
SERIES INFORMATION	Notre Dame leads 26-23



WESTERN MICHIGAN

Kalamazoo, Mich. • Robert J. Bobb Stadium
May 14 • 3:00 p.m.

LOCATION	Kalamazoo, Mich.
FOUNDED	1903
ENROLLMENT	25,086
CONFERENCE	Mid-American
COLORS	Brown & Gold
PRESIDENT	Dr. John M. Dunn
ATHLETICS DIRECTOR	Kathy Beauregard
HOME FIELD (CAPACITY)	Robert J. Bobb Stadium (1,500)
PRESS BOX PHONE (MEDIA ONLY)	(269) 387-8210
2012 OVERALL RECORD	26-29
2012 MAC RECORD	14-12 (3rd West)
2012 NCAA TOURNAMENT	None
NCAA APPEARANCES (LAST)	11 (1989)
CWS APPEARANCES (LAST)	6 (1963)
CWS TITLES	None
HEAD COACH	Billy Geron
RECORD AT WMU	52-60 (2 years)
CAREER RECORD	209-335-3 (11 years)
ASSISTANT COACHES	Blaine McFerrin, Matt Rademacher
	Tim Cross
BASEBALL OFFICE PHONE	(269) 276-3205
BASEBALL SID	Kristin Keims
E-MAIL	kristin.keims@wmich.edu
SID OFFICE PHONE	(269) 387-4123
WEBSITE	www.WMU Broncos.com
STARTERS POSITION PLAYERS RETURNING/LOST	6/2
PITCHERS RETURNING/LOST	10/1
LETTERWINNERS RETURNING/LOST	14/5
SERIES INFORMATION	Notre Dame leads 67-65-1



CINCINNATI

Cincinnati, Ohio • Marge Schott Stadium
May 16-18 • 6:30 p.m., 6:30 p.m., 1:00 p.m.

LOCATION	Cincinnati, Ohio
FOUNDED	1819
ENROLLMENT	42,421
CONFERENCE	BIG EAST
COLORS	Red & Black
PRESIDENT	Dr. Santa J. Ono
ATHLETICS DIRECTOR	Whit Babcock
HOME FIELD (CAPACITY)	Marge Schott Stadium (3,085)
PRESS BOX PHONE (MEDIA ONLY)	(513) 556-9645
2012 OVERALL RECORD	18-38
2012 BIG EAST RECORD	7-20 (12th)
2012 NCAA TOURNAMENT	None
NCAA APPEARANCES (LAST)	5 (1974)
CWS APPEARANCES (LAST)	None
CWS TITLES	None
HEAD COACH	Brian Cleary
RECORD AT CINCINNATI	412-497-1 (17 years)
CAREER RECORD	Same
ASSISTANT COACHES	J.D. Heilmann, Greg Mamula
	Sam Slavik
BASEBALL OFFICE PHONE	(513) 556-1577
BASEBALL SID	Jeff Geiser
E-MAIL	jeff.geiser@uc.edu
SID OFFICE PHONE	(513) 556-0618
WEBSITE	www.GoBears.com
STARTERS POSITION PLAYERS RETURNING/LOST	2/6
PITCHERS RETURNING/LOST	11/5
LETTERWINNERS RETURNING/LOST	16/12
SERIES INFORMATION	Notre Dame leads 25-16





BIG EAST baseball fans will find familiar surroundings for the league's upcoming postseason tournament as Bright House Field in Clearwater, Fla., serves as the site of the 2013 BIG EAST Baseball Championships.

Bright House Field, which is regarded as one of the finest minor league playing and practice facilities in the nation, will host its seventh BIG EAST Championships. The site first hosted the conference tournament in 2006 and has been the league's championship destination for six of the last seven years.

"We're excited to be able to return to Bright House Field and the beautiful St. Petersburg/Clearwater area for two more years," said BIG EAST Associate Commissioner James Siedliski in 2012. "Our goal is always to provide the best possible championship experience for our student-athletes and coaches and the feedback we've received based on our five previous visits has been overwhelmingly positive. Everything from the playing and practice facilities to the support we receive from the local and state levels makes this decision the right one for the BIG EAST and its baseball programs."

Bright House Field serves as the spring training site for the Philadelphia Phillies, and it has housed the Phillies' Florida State League affiliate Clearwater Threshers since the facility opened in 2004.

"On behalf of the entire Philadelphia Phillies organization and the Clearwater Threshers, we are extremely pleased to continue our relationship with the BIG EAST Conference and host their baseball championships in 2012 and 2013," said John Timberlake, the Phillies' Director of Florida Operations. "We are firm believers in this partnership and we look forward to continuing our relationship with the schools that comprise the BIG EAST."

The stadium's seating capacity is 8,500. The outfield dimensions measure 329 feet down the leftfield line, 408 feet to center and 330 down the rightfield line. The \$25 million facility features a 360-degree main concourse, grass

berm seating, group picnic areas, a children's play area and a state-of-the-art video scoreboard. In addition to a major-league quality playing field, the facility also houses the Carpenter Complex – an adjacent four-diamond practice complex, which allows teams to take full-field batting practice while a game is taking place in the stadium.

The facility also will host the tournament's annual opening ceremonies, a fan-friendly event featuring fireworks, live entertainment and autograph sessions, and the BIG EAST Home Run Derby.

"For years, baseball players and fans of all ages have flocked to Florida for first-class competition and enjoyable experiences," said Larry Pendleton, President/CEO of the Florida Sports Foundation. "With this new agreement, the State of Florida, St. Petersburg/Clearwater Sports Commission and the City of Clearwater welcome the BIG EAST Championships seven times in an eight-year span. The players will continue to have an experience to remember competing on the same field as their major league heroes and fans will enjoy the amenities Bright House Field offers spring training baseball fans on an annual basis."

Fans can expect a high level of play in Clearwater as the BIG EAST has sent multiple teams to each of the last three NCAA Championships. Six of the BIG EAST's 12 baseball-playing schools have reached the NCAA Championship since 2006 (Connecticut, Louisville, Notre Dame, Rutgers, St. John's, Seton Hall), and the conference will be further strengthened by the addition of Houston and UCF for the 2014 season and Tulane for the 2015 campaign.

The 2013 BIG EAST Baseball Championship will be played May 22-26 (Wednesday through Sunday), with the top eight teams in the regular season standings qualifying. The winner of the BIG EAST Championship receives the conference's automatic bid to the NCAA Championship.

PREVIOUS TOURNAMENT WINNERS

2012	St. John's	1998	Rutgers
2011	Seton Hall	1997	St. John's
2010	St. John's	1996	West Virginia
2009	Louisville	1995	Pittsburgh
2008	Louisville	1994	Connecticut
2007	Rutgers	1993	St. John's
2006	Notre Dame	1992	Providence
2005	Notre Dame	1991	Villanova
2004	Notre Dame	1990	Connecticut
2003	Notre Dame	1989	Villanova
2002	Notre Dame	1988	St. John's
2001	Seton Hall	1987	Seton Hall
2000	Rutgers	1986	St. John's
1999	Providence	1985	St. John's

NOTRE DAME'S TOURNAMENT HISTORY

Year	Seed	Record	Finish
2012	7th	2-2	t-3rd
2011	8th	1-2	t-5th
2010	--	failed to qualify	--
2009	5th	3-2	3rd
2008	3rd	0-2	t-7th
2007	7th	0-2	t-7th
2006	1st	4-1	champion
2005	3rd	3-0	champion
2004	1st	3-1	champion
2003	3rd	3-0	champion
2002	1st	3-1	champion
2001	1st	1-2	3rd
2000	2nd	1-2	5th
1999	1st	1-2	5th
1998	1st	3-2	runner-up
1997	1st	2-2	3rd
1996	5th	4-2	runner-up

**BIG
EAST**
CHAMPIONSHIP

ALABAMA

Mobile
Tuscaloosa

ARIZONA

Mesa
Phoenix
Tempe
Tucson

ARKANSAS

Fayetteville
Jonesboro
State University

CALIFORNIA

Anaheim
Berkeley
Fresno
Fullerton
Long Beach
Los Angeles
Riverside
San Diego
San Luis Obispo
Stockton
Santa Barbara
Santa Clara

CONNECTICUT

New Britain
Norwich
Storrs

FLORIDA

Boca Raton
Clearwater
DeLand
Dunedin
Fort Myers
Gainesville
Homestead
Jacksonville
Miami
Orlando
Tallahassee
Tampa
Sarasota
St. Petersburg
West Palm Beach
Winter Park

GEORGIA

Athens
Atlanta

HAWAII

Honolulu

ILLINOIS

Bloomington
Carbondale
Champaign
Chicago
DeKalb
Evanston
Joliet
Lockport
Normal
Peoria
Quincy
Romeoville
Saugat

INDIANA

Angola
Bloomington
Crawfordsville
Evansville
Fort Wayne
Gary
Greencastle
Huntington
Indianapolis
Muncie
Notre Dame
Rensselaer
South Bend
Terre Haute
Valparaiso
West Lafayette

KANSAS

Wichita

KENTUCKY

Lexington
Louisville
Murray

LOUISIANA

Baton Rouge
New Orleans

MARYLAND

Bethesda

MASSACHUSETTS

Brockton
Chestnut Hill

MICHIGAN

Ann Arbor
Big Rapids
Comstock Park
Detroit
East Lansing
Grand Rapids
Hillsdale
Kalamazoo
Mount Pleasant

MINNESOTA

Minneapolis

MISSISSIPPI

Cleveland
Itta Bena
Oxford
Starkville
University
Greenville

MISSOURI

Joplin
St. Louis
Springfield

NEBRASKA

Omaha

NEVADA

Reno

NEW JERSEY

Bridgewater
Piscataway
South Orange
Trenton

NEW YORK

Hamilton
Jamaica
Queens

NORTH CAROLINA

Cary
Durham
Elon College

OHIO

Athens
Bowling Green
Cincinnati
Cleveland
Columbus
Dayton
Kent
Toledo

OKLAHOMA

Norman
Oklahoma City
Tulsa

PENNSYLVANIA

Easton
Pittsburgh
Philadelphia
Plymouth Meeting

RHODE ISLAND

Providence

SOUTH CAROLINA

Clemson
Conway
Myrtle Beach
Rock Hill

TENNESSEE

Clarksville
Knoxville
Memphis
Millington
Nashville

TEXAS

Austin
College Station
Corpus Christi
Dallas-Fort Worth
Edinburg
Houston
Round Rock
San Antonio
San Marcos
Seguin

VIRGINIA

Blacksburg
Charlottesville

WASHINGTON

Seattle

WASHINGTON D.C.

Georgetown University


WEST VIRGINIA

Morgantown

WISCONSIN

Madison

Listings for games from 1958-2013
Bold – scheduled 2013 Notre Dame trip



GIVE A GIFT *and* LEAVE A LEGACY

Over 700 student-athletes on 26 varsity teams excelling in academics, spirituality, community service and athletics - all made possible courtesy of the generous alumni, parents and friends who support Notre Dame's first athletics annual fund - the Rockne Heritage Fund.

The culmination of these gifts assists the University in underwriting athletics scholarships that are the lifeblood of every program that wants to recruit the best and the brightest and compete for national championships.

Our work has just begun. Scholarships are one of the largest line items in the athletic department's operating budget, accounting for roughly \$18 million annually.

Levels of Giving

No minimum donation is required to join the Rockne Heritage Fund. Every gift matters and is impactful. All donors receive a quarterly e-newsletter, an invitation to the RHF Blue/Gold Tailgate and 2 tickets to the spring football game.

Donors contributing at the recognition society levels - the **Director's Circle Traditional** level (\$1,500) or **Irish Legends** level (\$5,000, \$10,000 or more) - receive a corresponding benefits package. More information on the privileges of membership can be found at our website: und.com/rockneheritagefund.

Make a Gift Today

- Send a check payable to the Rockne Heritage Fund; P.O. Box 519; Notre Dame, IN 46556.
- Visit online: supporting.nd.edu and include "Rockne Heritage Fund" in the comments section.
- Gifts can also be specific to any of the 26 varsity sports - Rockne Softball, Rockne Hockey, Rockne Men's Tennis, etc.
- Specify if your employer will match your gift.
- Notre Dame employees may request a payroll deduction form.
- All contributions to the Rockne Heritage Fund are credited toward eligibility in the football ticket lottery.

Contact Information

Mary C. Rattenbury, Manager, Rockne Heritage Fund
rocknedc@nd.edu · und.com/rockneheritagefund
574.631.9443 · [Twitter.com/NDRockneFund](https://twitter.com/NDRockneFund)

ROCKNE
THE ORIGINAL
GAME CHANGER
und.com/rockneheritagefund

UNIVERSITY OF NOTRE DAME

Fighting Irish



History & Records

Baseball has thrived at Notre Dame since its first varsity season in 1892. The program's many noteworthy letterwinners have included John Shea – seated at the bottom left of this 1908 photo – who co-wrote the famed Notre Dame victory march.

ALIVE AND WELL IN THIRD CENTURY

Notre Dame baseball has produced its share of innovators and memories.

The Notre Dame baseball program punctuated its growing emergence as modern-day contender by advancing to the 2002 College World Series, part of a 16-year run of seasons with 40-plus victories (the third-longest streak in all of Division I baseball, as of 2004). But the program's legacy runs much deeper, stretching back through 120 seasons and even as far back as the 1860s, when baseball began to emerge as a popular diversion at the Northern Indiana school.

Notre Dame can trace its founding to the mid-19th century, when Father Edward Sorin, C.S.C., and a small band of French missionaries set up camp a little north of South Bend, Indiana. The 1842 construction included building a log church and a small building and the founders immodestly labeled their creation the University of Notre Dame du Lac (Our Lady of the Lake).

In the early years, this all-male university enrolled students from first grade through college and there was a heavy emphasis placed on recreational activities. For the next 24 years after its founding, the main athletic diversions of Notre Dame students were ice skating, swimming and cycling. Students also could be found playing team sports of European origin: cricket and soccer.



First baseman Angus McDonald (left) and second baseman Frank McNicholas (right) were two of Notre Dame's first varsity baseball letterwinners, in the late 1800s.



Adrian "Cap" Anson — who helped popularize baseball at Notre Dame — was considered one of the most dynamic players in professional baseball during the late 1800s.

That all changed in 1866, when two young men from Marshalltown, Iowa — Sturgis and Adrian Anson — introduced a new sport to Notre Dame. The sport was base ball (it didn't become one word until much later) and it quickly became the biggest thing to hit the campus.

On any spring day, most of the Notre Dame student body could be found playing baseball on the many ball diamonds on the campus. During this period, Notre Dame had approximately 500 students in all combined programs.

In his autobiography, *A Ballplayer's Career*, Adrian "Cap" Anson spoke fondly of his days at Notre Dame. After leaving Notre Dame, in 1871, Anson became one of the original major league baseball players in the National Association, the first major league.

Anson went on to become the most dominant figure of 19th-century baseball, as the playing manager of the National League Chicago White Stockings (now the Cubs). Anson retired after a 27-year career with a .329 batting average and he was elected to the Baseball Hall of Fame in 1939, as a member of the fourth class.

For the first 20 years of baseball at Notre Dame, all games were played on campus between club teams. The school began playing off-campus foes in the spring of 1888.

Notre Dame decided to sponsor varsity baseball in 1892. Five years earlier, the University had launched a varsity football program when Michigan's squad came to South Bend to teach a group of students the fundamentals. The next day, they played a football game and Michigan won handily.

Notre Dame also decided to inaugurate its varsity baseball program with a game against the Wolverines. The Michigan baseball team journeyed to South Bend and Notre Dame came away with a 6-4 victory in its first-ever baseball game.



Notre Dame's third varsity baseball team (1895; 3-2 record)



Fans flocked to Cartier Field in the 1950s, with the unique venue situated between the old Notre Dame Fieldhouse (upper left) and Notre Dame Stadium (beyond the outfield fence). One of Notre Dame's most recognizable present-day structures — Hesburgh Memorial Library (constructed in '63) — would be hovering over the third-base dugout in this 1950s photo.

From the early 1890s until the Notre Dame football team defeated Army in 1913, baseball was the biggest sport on the South Bend campus and Notre Dame was one of the best baseball teams in the country, despite there being fewer than 200 college students in the University's active population at that time.

With such an illustrious beginning and a cast of characters who would go on to make their mark throughout the world of sports, Notre Dame baseball progressed into the 20th century as one of the university's most consistently enjoyable means of recreation.

Notre Dame baseball experienced great success during the 1906-08 seasons, posting a three-year record of 60-9 — with the 1908 season (20-1) remaining the best winning percentage in the program's history (.952).

The middle portion of the 1900s included one consistent link to Notre Dame

baseball, as Clarence "Jake" Kline was associated with the program for 49 seasons in a 62-year stretch (1913-75), including an amazing run as Irish head coach that spanned five decades ('34-'75).

Kline's 1949 squad closed the first half of the century with one of the program's best seasons, qualifying for the program's first NCAA appearance. Notre Dame returned to the NCAAs in '56 and again in '57 — when three wins in the district playoffs at Western Michigan sent the Irish on to Omaha for the College World Series.

Notre Dame was a common face in the NCAA Tournament for 13 seasons, advancing to the postseason tournament five times in that stretch. The program then experienced its first major venue shift in 1977, relocating from old Cartier Field (just north of Notre Dame Stadium) to the east side of campus, in the area that later would be dubbed Jake Kline Field (north of the current Joyce Center).



Jake Kline made the journey from Williamsport, Pa., to Notre Dame in the fall of 1913 and remained part of the baseball program for 49 of the next 62 years.



Two-time All-American Elmer Kohorst led the Irish to the 1957 College World Series.

Noteworthy Baseball Accomplishments By Former Notre Dame Students

Former Notre Dame students have made a lasting impact on the game of baseball, with the more unique contributions including:

Founder of the Major League Baseball All-Star Game

Arch Ward (1933)

Inventor of the batting tee

Bert Dunne (1924-25)

Only teammate of George Gipp (football), Red Grange (football) and Ty Cobb (baseball)

Johnny Mohardt (1919-21)

Only major leaguer to pitch a doubleheader shutout

Ed Reulbach (early 1900s)

Defeated famous Columbia Giants in 1900, as his team's No. 2 pitcher

Bert Keeley (also pitched the first complete-game doubleheader of the 1908 season)

Stopped Joe DiMaggio's minor-league 61-game hitting streak

Ed Walsh, Jr. (1926-28)

Held National League stolen base record for more than 50 years

Bob Bescher (81 in 1911)

Major leaguer who also played pro basketball

Ron Reed (1965)



Ron Reed



Kevin Hardy (left) was Notre Dame's first three-sport athlete in the second half of the century ('64-'65, also football, basketball) while Bob Arnzen (right) was accomplished both on the diamond and the hardwood.



Rick Chryst — former commissioner of the Mid-American Conference — was one of the leaders of Notre Dame baseball in the early 1980s.

Tom Kelly and Larry Gallo shepherded the baseball program through the first 12 seasons following Kline's retirement (1976-87). Notre Dame opened the decade of the 1980s by posting a 29-8 record in the 1980 season, highlighted by a 12-game winning streak late in the year.

Despite the program's many successes in its first 96 seasons, Notre Dame baseball entered a new level of excellence in the late 1980s. An ambitious young coach named Pat Murphy was hired to direct a program that had not tasted NCAA tournament action in nearly 20 years — and the Irish program responded with a string of 40-win seasons that spanned 16 years.

Murphy's first squad (39-22) posted 24 more wins than the previous team, with that breakthrough 1988 season representing the program's best win percentage since 1982.

Led by an assortment of talented players — including All-American/Academic All-American Dan Peltier — the Irish fashioned a memorable 1989 season. The highlight of 1989 came in the rain-soaked Midwestern Collegiate Conference Tournament, when Notre Dame rallied for four wins in one hectic, soggy day to claim the tourney title and earn the league's automatic NCAA bid.



(from left) Second baseman Mike Moshier, short-stop Pat Pesavento and first baseman/outfielder Dan Peltier — pictured at South Bend's Coveleski Stadium — were the veteran leaders of the 1989 NCAA tournament team.

The success of the Murphy era continued through the 1994 season, with the Irish coming excruciatingly close to advancing to the College World Series in both 1992 (at Miami) and '93 (at Florida State).

The level of success set by Cap Anson and his contemporaries carried on during the next 12 seasons, under the direction of head coach Paul Mainieri. The Irish program posted the seventh-best winning percentage in Division I baseball during the 1990s and went on to compile a string of 16 straight seasons with 40-plus wins.

Home Is Where the Heart Is



Notre Dame baseball has called four primary facilities "home" for significant stretches in its 120-year history.

The majority of the games in the first 85 years were held at **Cartier Field** (left), an area that currently consists of the quad stretching between Notre Dame Stadium and the Hesburgh Library.

Irish baseball moved in 1977 to the other side of Juniper Road — just north of

the Joyce Center — with games held on a facility later named **Jake Kline Field** (below left) in honor of the legendary coach (shown below, receiving bat).

Notre Dame split time in the 1988-93 seasons at **Coveleski Stadium** (below right), South Bend's minor-league facility, while **Frank Eck Stadium** (right) has been the home of Irish baseball since 1994.





NOTRE DAME'S 1992 NCAA ATLANTIC REGIONAL FINALISTS

Row One (from left) – Bob Lisanti, Casey Clevenger, Edwin Hartwell, Cory Mee, Mike Rooney, Dan Bautch, Craig Counsell and Greg Layson.

Row Two – Adam Maisno, Craig DeSensi, Robbie Birk, David Sinnes, Rob Natichia, Tim Kraus, Steve Verdusco and Matt Haas.

Row Three – Tom Price, manager Derek Rakon, assistant coach Gary Tuck, head coach Pat Murphy, assistant coach Mike Gibbons, assistant coach Brian Cleary, trainer Mike Bean and student manager Celine Leneman.

Row Four – Chris Michalak, Craig Allen, Joe Binkiewicz, Dan Adams, Pat Leahy, Paul Failla, Marty DeGruff, Al Walania and Eric Danapilis.

All but the first season of the Mainieri era saw Notre Dame participate in the BIG EAST Conference. The Irish have failed to reach the BIG EAST Tournament only once in their 17 seasons of league membership. Notre Dame became the first team to win three straight (from '02-'04, plus '05-'06) while also claiming regular-season titles in 1997, 1999, 2001, '02, '04 and '06.

The Irish fittingly closed the 1900s in style, as Notre Dame played host to NCAA tournament action for the first time

in 40 years. The 1999 NCAA South Bend Regional was well-received by the community, which cheered the Irish on to an 8-1 NCAA opening win over Creighton en route to a 43-18 final record.

Notre Dame then returned to the NAAs with an inspiring showing at Mississippi State in 2000, followed by a record-setting 2001 season that saw the Irish claim the first No. 1 ranking in the program's history and set the team record for wins (49-13-1).

Amazingly, the program kept climbing in 2002, as the Irish overcame a slew of injuries and rode the combination of a senior-dominated lineup and a youthful pitching staff all the way to the College World Series and a 50-18 final record – followed by a fifth straight NCAA trip in 2003, another record-setting season in 2004 (school-record 51 wins, only 12 losses), and more NCAA trips in 2005 and '06 to give the Irish seven straight seasons in the NCAA tournament.



Notre Dame's 1998 pitching staff was led by (from left) Alex Shilliday (9-5, 3.54, 93 Ks), Brad Lidge (8-2, 4.15, 93), Aaron Heilman (7-3, 1.61, 78), Chris McKeown (4-2, 4.47, 37) and Tim Kalita (4-0, 2.78, 71) – with Lidge and Heilman going on to pitch in the Major Leagues while Kalita reached the triple-A level.



Notre Dame closed out the 1900s with an offensive barrage, as (from left) one-time teammates Mike Amrhein, Jeff Wagner and Brant Ust finished as the top three home-run hitters in Irish history.

1949 District Four (0-2) Notre Dame, Ind.

1R – Wake Forest 4, Notre Dame 1
1R – Wake Forest 10, Notre Dame 7

1956 District Four (1-2) Minneapolis, Minn.

DP – Notre Dame 4, Minnesota 3
DP – Minnesota 15, Notre Dame 5
DP – Minnesota 10, Notre Dame 1

1957 (5-3), CWS Participant District Four (3-1); Kalamazoo, Mich. College World Series (2-2) Rosenblatt Stadium (Omaha, Neb.)

DP – Notre Dame 18, Alma 2
DP – Notre Dame 4, Western Michigan 2
DP – Northwestern 9, Notre Dame 2
DP – Notre Dame 6, Northwestern 1
1R – * Iowa St. 13, Notre Dame 8 (10)
2R – * Notre Dame 23, Colorado St. 2
3R – * Notre Dame 9, Texas 0
4R – * Penn State 5, Notre Dame 4

1958 District Four (2-2) Kalamazoo, Mich.

DP – Valparaiso 2, Notre Dame 0
DP – Notre Dame 11, Minnesota 7
DP – Notre Dame 10, Valparaiso 4
DP – Western Michigan 5, Notre Dame 4

1959 District Four (2-2) Notre Dame, Ind.

DP – Notre Dame 10, Detroit 0
DP – Notre Dame 12, Minnesota 4
DP – Western Michigan 2, Notre Dame 0
DP – Western Michigan 9, Notre Dame 6

1960 District Four (0-2) Minneapolis, Minn.

DP – Minnesota 15, Notre Dame 6
DP – Ohio Univ. 5, Notre Dame 4

1963 District Four (1-2) Champaign, Ill.

DP – Western Michigan 2, Notre Dame 1
DP – Notre Dame 5, Valparaiso 2
DP – Illinois 4, Notre Dame 0

1970 District Four (1-2) Columbus, Ohio

DP – Southern Illinois 10, Notre Dame 2
DP – Notre Dame 6, Minnesota 2
DP – Southern Illinois 1, Notre Dame 0

IRISH MAKE THEIR MARK IN NCAAS

Highlights include CWS trips in 1957 and 2002

While the first 50 years of varsity Notre Dame baseball were brimming with future major-leaguers and innovators, the 60-plus seasons since then have seen Irish baseball emerge as a respected and regular participant in the NCAA Championship.

The Irish advanced to the NCAAs 14 times during the 1900s (and again from 2000-06), with a 41-44 overall NCAA record, trips to the 1957 and 2002 College World Series – and near-misses on trips to Omaha in 1992 and '93.

Notre Dame made its NCAA debut in 1949, winning the district playoffs with a 1-0 victory at Purdue and a 9-1 home win over Western Michigan. The Irish – who were led in '49 by first baseman Dick Gieldin's .350 batting average – played host to Wake Forest in an NCAA Region B series, but the Demon Deacons advanced with 4-1 and 10-7 wins and went on to finish as runner-up to Texas in the College World Series.

The Irish returned to the NCAAs in '56, at Minnesota for a District Four series. Notre Dame opened with a 4-3 win but the Gophers won the next two (15-5, 10-1) and went on to claim the CWS title, with a 15-1 win over Arizona.

After being eliminated by the CWS runner-up and champion in its first two NCAA appearances, Notre Dame returned in '57 to post one of the finest seasons in the program's history. With most of its players back from '56 – including All-American catcher Elmer Kohorst, clutch-hitting leftfielder Bob Senecal, strikeout thrower Tom Bujnowski and fellow righthander Chuck Symeon – the Irish posted an 11-7 regular-season record before winning the NCAA District Four tournament at Western Michigan.

Notre Dame began its march to Omaha with wins over Alma (18-2) and the host Broncos (4-2) but lost to Northwestern (9-2). The Irish and Wildcats faced off again the next day and a 6-1 Notre Dame win sent the Irish on to the College World Series, where they won games over Colorado State (23-2, still a



Jim Morris established a still-standing College World Series record for batting average (10-for-14, in '57).

CWS record for runs in a game) and Texas (9-0, led by Symeon's five-hit gem) while losing to Iowa State (13-8) and eventual runner-up Penn State (5-4). Infielder Jim Morris hit 10-for-14 to establish a still-standing CWS batting average record (.714).

The Irish advanced to the NCAAs the next three seasons, with an 11-7 win over Minnesota, a split with Valparaiso and a 5-4 loss to host Western Michigan in '58. WMU beat the Irish twice in the '59 NCAAs – in South Bend (wins over Detroit and Minnesota) – while Minnesota and Ohio University ended Notre Dame's season in 1960, with the Gophers claiming another NCAA crown.

Top Irish hitters in the late 1950s included Jim Morris, second baseman Dick Selcer and outfielder Gene Duffy, with the talented mound corps led by Symeon, strikeout-throwing lefty Frank Carpin, Nick Palihnich and Jack Mitchell (who still own some of the top season ERAs in Irish history).

The 1963 season brought an NCAA trip to Illinois, with losses to Western Michigan (2-1) and the host Illini (4-0), sandwiching around a win over Valparaiso (5-2). Notre Dame then had to wait seven years for its next NCAA



Notre Dame's 1949 NCAA Tournament team



Notre Dame's 1957 NCAA Third-Place Finishers – Row One (from left) – Tom Bujnowski, Jim Carideo, Steve Johnson, Elmer Kohorst, Jim Cusack, Ed Hurley, Paul Besser. Row Two – head coach Jake Kline, John Hammett, Henry Bretting, John Merlock, Jack Connors, Paul Sopka. Row Three – John Murphy, Bob Senecal, Joe Geneser, Pete Devita, Charles Symeon, Gene Duffy. Row Four – Bill Bell, Bob Giarrantano, Tom Marquez, John Casagrande, Jim Morris.

appearance – a 6-2 win over Minnesota and a pair of losses to Southern Illinois, in 1970 action at Ohio State – and waited 19 more years before a return to the NCAAs, in 1989.

As if the emotion of making its first NCAA appearance in 20 seasons was not enough, getting there was half the thrill – as Notre Dame won four rain-soaked games over a span of 23 hours to win the 1989 Midwestern Collegiate Conference Tournament and an automatic NCAA bid. The Irish headed to Fresno State and opened with a tough 9-8 loss to the host Bulldogs before beating Portland (8-6 in 13 innings) and losing again to Fresno (11-4). All-American centerfielder Dan Peltier was the offensive leader in '89 and Brian Piotrowicz paced the pitching staff.

While the victory totals and hopes for a return to the NCAAs kept mounting, the Irish did not get there until 1992 and once again, memories were made.

After Notre Dame opened with a poor performance in a 5-1 loss to South Carolina at the 1992 Atlantic Regional, many foresaw a quick exit for the Irish as they took on the host Miami Hurricanes. Notre Dame spotted Miami a 3-0 lead but used a four-run fifth to claim the 6-3 upset. Dan Bautch's three hits led the offense while Alan Walania worked out of countless jams to get the win, with David Sinnes inducing a bases-loaded groundout to end the game.

The Irish beat Delaware (12-6) and South Carolina (11-2) to set up a winner-take-all final with the Hurricanes but ran out of gas, falling 5-1 in the final.

The 1993 NCAAs brought Notre Dame to Tallahassee, Fla., and the Irish opened with a 15-1 thumping of Mississippi State before nearly upsetting host Florida State. With the game tied 3-3 and one out in the bottom of the ninth, Irish shortstop Paul Failla tried to score from second on a single to left field but was called out on a controversial play at the plate. Then, in the 10th, Florida State's Ty Mueller hit a grand slam versus lefthanded reliever Chris Michalak, for a 7-3 Florida State win.

Despite the setback, the Irish downed Central Florida the next afternoon (12-3) before avenging the loss to Florida State with a 4-3 elimination-game win. Michalak – who also hit 8-for-18 in the regional as a late addition for defensive purposes at first base – turned in a gutsy complete-game effort, scattering nine hits and one walk while striking out six in his 34th career win. Failla also gained some redemption with a timely, leaping stab on a linedrive in the eighth inning.

With the '93 win over FSU ending at 1:00 a.m., the Irish failed to fully recharge for the final game vs. Long Beach State (13-3). Third baseman Matt Haas earned what would be his first of two All-Regional selections, after an impressive tournament that included 11 hits in 20 at-bats and 10 RBI, plus a home run, triple and double.

The run of NCAA upsets on the opponent's field continued in 1994 at Clemson, as the Irish bounced back from a 9-5 loss to Old Dominion by stunning the Tigers (8-1). Tim Krause's five-hitter paved the way while Haas had three hits and three RBI vs. the hosts. The Irish then beat the Citadel (5-1) but came out flat on the final day, losing 8-0 to Auburn.



Second baseman Ed Hurley was part of a veteran infield unit on Notre Dame's 1957 College World Series team.

1989 West II Regional (1-2) Fresno, Calif.

Fresno State 9, Notre Dame 8
Notre Dame 8, Portland 6 (13)
Fresno State 11, Notre Dame 4

1992 Atlantic Regional (3-2) Coral Gables, Fla.

South Carolina 5, Notre Dame 1
Notre Dame 6, Miami 3
Notre Dame 12, Delaware 6
Notre Dame 11, South Carolina 2
CG2 – Miami 5, Notre Dame 1

1993 East Regional (3-2) Tallahassee, Fla.

Notre Dame 15, Mississippi State 1
Florida State 7, Notre Dame 3 (10)
Notre Dame 12, Central Florida 3
Notre Dame 4, Florida State 3
Long Beach State 13, Notre Dame 3

1994 East Regional (2-2) Clemson, S.C.

Old Dominion 9, Notre Dame 5
Notre Dame 8, Clemson 1
Notre Dame 5, The Citadel 1
CG1 – Auburn 8, Notre Dame 0

1996 South I Regional (1-2) Tuscaloosa, Ala.

Notre Dame 12, Virginia 1
Stetson 7, Notre Dame 6
Virginia 7, Notre Dame 1

1999 South Bend Regional (1-2)

Notre Dame 8, Creighton 1
Cal State Fullerton 6, Notre Dame 3
Michigan 11, Notre Dame 5

2000 Starkville Regional (3-2)

Notre Dame 8, Tulane 4
Mississippi State 8, Notre Dame 1
Notre Dame 10, Tulane 6
CG1 – Notre Dame 7, Mississippi State 0
CG2 – Mississippi State 10, Notre Dame 9

2001 South Bend Regional (3-2)

Notre Dame 12, Wisconsin-Milwaukee 4
Florida International 7, Notre Dame 6 (10)
Notre Dame 11, UC Santa Barbara 10 (10)
CG1 – Notre Dame 5, Florida International 2
CG2 – Florida International 5, Notre Dame 4

NCAA Tournament History

2002 CWS Participant (6-3) South Bend Regional (3-0) Tallahassee Super Regional (2-1) College World Series (1-2)

Notre Dame 8, Ohio State 6
Notre Dame 25, South Alabama 1
CG1 – * Notre Dame 9, Ohio State 6
Notre Dame 10, Florida State 4
Florida State 12, Notre Dame 5
Notre Dame 3, Florida State 1
1R – * Stanford 4, Notre Dame 3
2R – * Notre Dame 5, Rice 3
3R – * Stanford 5, Notre Dame 3

2003 – Fullerton Regional (2-2)

Notre Dame 13, Arizona 5
Cal State Fullerton 4, Notre Dame 3
Notre Dame 6, San Diego 3
CG1 – Cal State Fullerton 8, Notre Dame 1

2004 – South Bend Regional (2-2)

Kent State 2, Notre Dame 1
Notre Dame 6, California Irvine 5
Notre Dame 7, Kent State 1
CG1 – Arizona 7, Notre Dame 6

2005 – Gainesville Regional (2-2)

North Carolina 5, Notre Dame 1
Notre Dame 7, Stetson 4
Notre Dame 3, North Carolina 0
CG1 – Florida 23, Notre Dame 3

2006 – Lexington Regional (0-2)

College of Charleston 5, Notre Dame 4 (16)
Kentucky 10, Notre Dame 4

* – CWS game 1R – 1st-round, etc.

DP – District Playoff

CG1/2 – Regional Championship Games

Totals: 21 appearances (41-44)

Other Notre Dame forays into the NCAA's came in 1996 at the University of Alabama – highlighted by a 12-1 win over No. 2 seed Virginia – and in 1999, when the Irish played host to a four-team regional at Eck Stadium. Aaron Heilman's complete-game outing carried the Irish to an 8-1 win over Creighton while freshman catcher Paul O'Toole became the first Irish player ever to hit a home run in four straight postseason games (all three NCAA games).

Then, in 2000, Notre Dame pushed host Mississippi State to the limit at the Starkville Regional – losing 10-9 on a ninth-inning home run in the title game and signaling good things to come for the Irish in the 21st century.

Another near-miss followed at the 2001 NCAA South Bend Regional, with Notre Dame and Florida International playing three hotly-contested games before the Panthers survived 5-4 in the title game.

Notre Dame broke through in 2002, winning the South Bend Regional with a pair of victories over Ohio State and a 25-1 dismantling of top-seeded South Alabama (sparked by Grant Johnson's 1-hitter and Steve Sollmann's 6-for-7, 7 RBI day). The Irish then sent rumbles throughout the college baseball world by upsetting the nation's No. 1-ranked team, Florida State, in the Super Regional round (10-4, 5-12, 3-1). Johnson and fellow freshman Chris Niesel (a Florida native) picked up the wins while Kris Billmaier maintained his hot hitting (16-for-26 combined in the Regional and Super Regional, with eight RBI and 21 total bases).

Those wins sent the Irish back to Omaha and the College World Series for the first time in 45 years – with a pair of narrow losses to Stanford (3-4, 3-5) sandwiched around a thrilling 9th-inning comeback to beat Rice (5-3). Steve Stanley's one-out triple sparked the rally, followed by Steve Sollmann's single up the middle and Brian Stavisky's game-ending home run over the rightfield fence.



Brian Stavisky posted a .386 career batting average in the NCAA's, with his seven career NCAA Tournament home runs including the blast that sparked the 2002 Super Regional upset of Florida State (pictured).

Notre Dame then reached the regional title games in 2003 (vs. host Cal State Fullerton), 2004 (at Eck Stadium, vs. Arizona) and 2005 (vs. host Florida), with Sollmann adding two more all-regional performances to his impressive career resume.



Notre Dame's impressive showing at the 2000 NCAA Starkville Regional vaulted the Irish into the landmark 2001 and '02 seasons. The 2000 Regional performance included (pictured) an elimination-game rally to beat Tulane (after riding out a tornado delay, with the game ending at 12:53 a.m.); the spirited leadership of centerfielder Steve Stanley, one of several ND players who became favorites of the famous "Leftfield Lounge" fan section; and Danny Tamayo pitching a three-hit shutout versus host Mississippi State (forcing a winner-take-all game, with the Bulldogs winning 10-9 on a ninth-inning home run).

CAREER NCAA TOURNAMENT STAT LEADERS (SINCE 1989; MINIMUM 22 ABs)

Player	Years	GP/GS	AB	R	H	RBI	BB	K	2B/3B/HR	SB/SBA	AVG
Matt Haas	1992-94	11/9	37	6	19	15	3	5	1/0/1	0-0	.514
Steve Sollmann	2001-04	22/22	93	23	43	18	8	7	2/3/1	9-11	.462
Kris Billmaier	2000-03	23/23	87	10	39	20	9	13	8/1/0	0-1	.448
Steve Stanley	1999-2002	22/22	93	27	40	10	9	6	3/2/0	6-8	.430
Edwin Hartwell	1992-93	9/7	22	6	9	5	8	3	1/1/0	0-2	.409
Brian Stavisky	2000-02	19/19	83	23	32	30	6	13	5/0/7	2-3	.386
Alec Porzel	1999-2001	13/13	59	12	22	15	5	8	6/0/1	3-3	.373
Paul O'Toole	1999-02	22/22	84	19	31	17	11	9	5/1/6	2-3	.369
Steve Andres	2003-06	13/9	42	6	15	5	5	5	4/0/1	0-0	.357
Brett Lilley (4 HBP)	2005-06	6/6	23	3	7	4	0	4	1/0/0	0-0	.304
Andrew Bushey	1999-2002	22/22	86	9	25	13	8	6	3/0/1	1-2	.291
Eric Danapilis	1992-93	9/9	31	6	9	7	5	3	2/0/0	1-2	.290
Matt Nussbaum	1999-2000	8/8	31	3	9	4	2	4	1/0/0	0-0	.290
Javi Sanchez	2002-04	17/17	63	9	18	10	5	6	1/0/1	1-2	.286
Jeff Felker	1999-2000	8/8	33	5	9	6	1	6	3/0/1	0-0	.273
Rowan Richards	1993-94, '96	9/5	22	3	6	2	2	5	2/0/1	0-0	.273
Joe Thaman	2001-04	18/18	63	13	17	5	7	7	3/1/0	0-0	.270
Craig Counsell	1989, '92	7/7	26	3	7	2	6	7	0/0/0	0-0	.269

Top One-Year NCAA Players

Dan Bautch (1992; 6-for-13/.462, 4 GS, 2 R, RBI, BB, 2 Ks, 2B, 4-4 SB)

Chris Michalak (1993; 5-for-12/.417, 3 GS, R, 2 RBI, 3 Ks, 2B)

Randall Brooks (1996; 4-for-12/.333, 3 GS, 2 R, BB, 4 Ks, 2 2B, 1-1 SB)

NCAA TOURNAMENT ALL-REGIONAL TEAM SELECTIONS (SINCE 1992)

1992 Atlantic Regional

Joe Binkiewicz (Sr., 1B)
Craig Counsell (Sr., SS)
Eric Danapilis (Sr., OF)
Alan Walania (Jr., RHP)

1993 East Regional

Matt Haas (Jr., 3B)
Edwin Hartwell (Sr., OF)
Chris Michalak (Sr., 1B/LHP)

1994 East Regional

Paul Failla (Jr., SS)
Matt Haas (Sr., 1B)
Robbie Kent (So., 3B)

1996 South I Regional

George Restovich (Sr., 1B)
Rowan Richards (Sr., LF)

1999 South Bend Regional

Aaron Heilman (So., RHP)
Paul O'Toole (Fr., C)
Alec Porzel (So., SS)

2000 Starkville Regional

Kris Billmaier (Fr., LF)
Jeff Felker (Sr., 1B)
Paul O'Toole (So., C)
Alec Porzel (Jr., SS)
Danny Tamayo (Jr., RHP)

2001 South Bend Regional

Andrew Bushey (Jr., 3B)
Peter Ogilvie (So., RHP)
Alec Porzel (Sr., SS)
Steve Stanley (Jr., CF)
Brian Stavisky (So., RF)

2002 South Bend Regional

*Steve Sollmann (So., 2B)
Kris Billmaier (Jr., LF)
Grant Johnson (Fr., RHP)
Paul O'Toole (Sr., C)
Steve Stanley (Sr., CF)
Brian Stavisky (Jr., LF)

2002 CWS All-Tournament Team

Steve Stanley (Sr., CF)

2003 Fullerton Regional

Kris Billmaier (Sr., CF)
Javi Sanchez (Jr., C)
Steve Sollmann (Jr., 2B)
Joe Thaman (Jr., 1B)

2004 South Bend Regional

Steve Andres (So., LF)
Matt Edwards (Jr., 1B)
Steve Sollmann (Sr., 2B)
Tom Thornton (So., LHP)

2005 Gainesville Regional

Dan Kapala (So., RHP)
Brett Lilley (Fr., 3B)

2006 Lexington Regional

Craig Cooper (Sr., 1B)
Alex Netthey (Fr., CF)

**Most Valuable Player*



Craig Counsell



Matt Haas



Chris Michalak



Alec Porzel

2002 College World Series



All-Americans

The Notre Dame baseball program has seen 19 of its players named to official All-America teams a total of 24 times – including 12 players who have combined for 16 All-America seasons since 1995.

The 2004 season saw third baseman Matt Macri and closer Ryan Doherty each receive All-America honors, as Notre Dame was one of only four schools in the nation with a full-time position player and pitcher on the 2004 All-America team named by the College Baseball Writers. Macri was one of only seven position players named a first- or second-team All-American by *Baseball America*, *USA Today* and *Collegiate Baseball* magazine in 2004.

Pitching ace Aaron Heilman (a rare four-time All-American) and centerfielder Steve Stanley were consensus first-team All-Americans in consecutive seasons (Heilman '01, Stanley '02) and each was a finalist for various national player-of-the-year awards as seniors.

The 19 Notre Dame baseball players who have earned All-America honors break down as follows:

► By position: catchers Elmer Kohorst and Walt Osgood, first baseman Craig Cooper, second basemen Dick Selcer and Steve Sollmann, shortstop Rich Gonski, third basemen Brant Ust and Macri, five outfielders (Dan Peltier, Eric Danapilis, Ryan Topham, A.J. Pollock and Stanley), four starting pitchers (Nick Palihnich, Heilman, Chris Niesel and Jeff Manship) and relievers J.P. Gagne and Doherty.

► The 19 have combined for 24 All-America seasons (four by Heilman, two each by Kohorst and Stanley).

► By class year: nine seniors (Kohorst, Selcer, Osgood, Gonski, Danapilis, Heilman, Stanley, Gagne and Cooper), 10 juniors (Kohorst, Palihnich, Peltier, Topham, Heilman, Stanley, Sollmann, Macri, Manship and Pollock), four sophomores (Ust, Heilman, Niesel, Doherty) and one freshman (Heilman).

► By association/publication: 16 from the ABCA (since '54), 13 from NCBWA (since '81), 10 from *Collegiate Baseball* (since '91), eight from *Baseball America* (since '81), five from *USA Today* (since 2000) and one from All Ping! Baseball (since '07).

All-America Designations – ABCA (American Baseball Coaches Association; since 1954) ... **BA** – *Baseball America* magazine (since 1981) ... **CB** – *Collegiate Baseball* magazine (since 1991) ... **NCBWA** – National College Baseball Writers Association (since '81) ... **USA** – *USA Today Sports Weekly* (2000-05)

stats indicate career numbers

NOTRE DAME



ABCA, BA All-American
First-team selection (1956, 1957)

ELMER KOHORST

Catcher • Albany, Minnesota

.323, 254 AB, 3 HR, 16 2B, 49 RBI

Co-captain of 1957 College World Series team, noted for his strong arm and expert handling of the Irish pitching staff ... also had solid offensive ability and good size (6-2, 190) for the catcher's position ... as a junior, he led the 1956 team in batting (.342) and RBI (22).

NOTRE DAME



ABCA All-American
Third-team selection (1959)


DICK SELCER

Second Baseman • Cincinnati, Ohio

.335, 179 AB, 3 HR, 44 RBI

Led 1958 team with 30 RBI, one season after the Irish went to the College World Series ... also legged out six triples in that 1958 season, setting the Notre Dame record for triples in a season (now tied for ninth) ... his All-America season in 1959 included a team-best .352 batting average ... joined centerfielder Gene Duffy as 1959 team co-captains.

NOTRE DAME



ABCA All-American
Third-team selection (1960)

NICK PALIHNICH

Pitcher • West Orange, New Jersey

2.36 ERA, 12-4, 148.2 IP, 115 K

Lanky righthander (6-1, 180) still ranks second all-time in career ERA (2.36) ... posted 1.25 ERA (3rd-best in ND history) as sophomore in 1959 (with 1.67 BB/9 IP and a 4.0 K-to-BB ratio) before All-America honors in 1960 (3.08, 6-2 record, 55 Ks/13 BB).

NOTRE DAME



ABCA, BA All-American
Second-team selection (1962)

WALT OSGOOD

Catcher • Compton, California

.279, 197 AB, 4 HR, 9 2B, 34 RBI

California native who remains one of the top catchers in the Notre Dame baseball program's history ... bounced back from junior-year slump for an All-America season as a senior in 1964, when he batted .343 with 13 RBI in 17 games played.

NOTRE DAME



ABCA, All-American
Second-Team Selection (1964)

RICH GONSKI

Shortstop • Chicago, Illinois
.353, 320 AB, 12 HR, 17 2B, 57 RBI

Quick-thinking shortstop who swung a heavy bat, hitting .379 in his All-American senior season — with his .707 slugging pct. (now 10th in ND record book) including a then-school record 10 home runs in that 1964 season (no other Notre Dame player hit more than seven home runs in a season until 1984).

NOTRE DAME



Consensus All-American
First-Team Selection (1993)

ERIC DANAPILIS

Outfielder • St. Joseph, Michigan
.405, 29 HR, 61 2B, 221 RBI, .559 OB

1992 NCAA Atlantic Regional All-Tournament Team

Still holds school records for career RBI (221) and on-base pct. (.494), 2nd in batting (.405) and doubles (61), 3rd in slugging (.643), 4th in hits (295), 6th in walks (131) ... '93 season included .438 batting (4th in ND history), 85 RBI (2nd), .726 slugging (5th), .522 OB (t-3rd), 24 2B (t-3rd) ... set ND record for OB in '91 (.531).

NOTRE DAME



ABCA, BA, NCBA, All-American
First-Team Selection (1989)

DAN PELTIER

Outfielder • Clifton Park, New York
.406, 28 HR, 60 2B, 202 RBI, .659 slug

Academic All-American (1988, '89)

Rare All-American/Academic All-American double honoree who still holds Notre Dame record for career batting avg. (.406), 2nd with .659 slugging pct., 2nd with .484 on-base pct. and 3rd with 202 RBI (despite playing only three seasons) ... his 1989 season included school records for slugging (.783), RBI (93), 2B (32), plus .446 batting (2nd), .513 OB (6th), 15 HR (t-7th).

NOTRE DAME



ABCA All-American
Third-Team Selection (1995)

RYAN TOPHAM

Outfielder • Portage, Michigan
.320, 34 HR, 39 2B, 165 RBI, 149 BB

Earned All-American honors as a junior with 1995 season that included .335 batting, 79 RBI (t-4th in ND history) .733 slugging pct. (3rd), 18 HR (t-2nd), 53B, 18 2B, .506 on-base (t-9th) and 35 BB ... still holds ND record for walks in a season (63, in '94) ... 4th in ND career on-base pct. (.470), 6th in slugging (.627), t-6th in home runs (34), 2nd in walks (149).

BEST OF THE BEST?

All-America centerfielders **Dan Peltier** ('89), **Eric Danapilis** ('93) and **Steve Stanley** ('02) have combined for three of the best all-around offensive seasons in Notre Dame history, with All-America first baseman **Craig Cooper** (a converted outfielder) fashioning his own impressive all-around season in 2006.

Peltier (pictured at left) ultimately rose above all the rest as owner of the program's most dominant offensive season (1989), with the potent 3-hole hitter still holding Notre Dame season records for slugging pct. (.783), "OPS" (1.296 combined on-base pct. plus slugging), RBI (93) and doubles (32, led nation in '89), in addition to a then-record .446 season batting average (now 2nd), 15 home runs (t-7th), five triples and only 17 strikeouts (he reached base in 64 of 68 games). Since 1962, Peltier remains one of three players to lead the Irish in batting average, home runs and RBI in the same season.

Danapilis (pictured below) did his damage as the 1993 cleanup batter, compiling a 1.248 OPS that ranks behind only Peltier. Danapilis, his classmate Edwin Hartwell and Peltier remain the only Irish players ever to post a slugging percentage above .700 and on-base pct. above .500 in the same season (Danapilis had .726 slugging in '93, still 5th in the ND record book). His other 1993 stats included a .438 season batting avg. (4th), a .522 on-base pct. (t-3rd), 96 hits (6th), 85 RBI (2nd), 24 doubles (t-3rd), 13 home runs (t-14th) and 13 stolen bases.

Stanley's stellar leadoff season in 2002 included a .506 on-base pct. (t-9th in ND history), 76 runs (t-5th) and 32 stolen bases (5th). The 5-9 speedster's 119 hits eclipsed Peltier's record (115) while his .439 batting average stands third all-time among Irish players.

Danapilis also racked up a huge number of total bases in 1993 (159, with Stanley totaling 147 in '02) — but both of those marks are well shy of yet another seemingly untouchable Peltier record (202 total bases).

Cooper's impressive season as the 2006 leadoff batter included a 1.176 OPS (7th in ND history, best since '93), .425 batting (6th) and reaching base in 55 of 57 games, plus: a 21-game hit streak (tying then ND record), a .522 on-base pct. (tying Danapilis for 3rd), a nation-leading and ND-record 79 runs scored, nine home runs, 19 doubles, 38 walks, 10 HBPs, nine stolen bases and only 10 Ks.

NOTRE DAME



ABCA, BA All-American
Third-team Selection 1998

BRANT UST

Third Baseman • Redmond, Washington
.368, 46 HR, 51 2B, 170 RBI, .676 slug

USA National Team Member (1998) BIG EAST Player of the Year (1998)

Potent offensive player who served as 2B, SS and 3B in three-year career ... his All-America junior season included .373 batting avg., 18 home runs (t-2nd ND history), 58 RBI, 20 doubles and 11 stolen bases ... holds ND record for career slugging pct. (.676), plus 2nd in home runs (46).



Aaron Heilman ... a Rare Four-Year All-American


Completed college career (1998-2001) as one of the most accomplished student-athletes in Notre Dame history, becoming Notre Dame's 14th four-year All-American (in any sport) and 14th Division I player to compile 40-plus wins and 400-plus Ks in his career ... led nation in ERA as a freshman in 1998 (1.61) before serving as one of top pitchers on the U.S. National Team in the summer of 1999 ... finalist for several 2001 national player-of-the-year awards while posting four Notre Dame career records (43 wins, 425 Ks, 393.2 innings, six double-digit K games) and five season records (15 wins, 118 Ks, 12 complete games, 15 consecutive wins, 15-0 season start) ... set BIG EAST Conference records for career BIG EAST wins (23-4), Ks in BIG EAST play (199) and complete games in a BIG EAST season (8) and career (18) ... while tying the record for Ks in a BIG EAST game (18, 10-inning win at West Virginia in '01) ... his 2.49 career ERA ranks tied for third in the Irish record book (second among pitchers with 70-plus career IP) and is the best since 1961 (min. 70 IP) ... his many other noteworthy feats include the third-best career K-to-walk ratio in the ND record book (3.66), winning 25 of his final 26 decisions, posting a 24-3 career record and 2.14 ERA in games away from home, and averaging 33 innings per home run allowed.

STEVE STANLEY

Concluded his career ranked third in D-I history for career hits (385) and second in consecutive starts (256) ... the 5-8, 155-pound speedster also set ND records for runs (256), stolen bases (116), ABs (1,003), games and starts (both 256), ranking 2nd in total bases (461) and sac. bunts (30), 3rd in batting (.384), 7th in walks (126), t-9th in triples (12), 11th in on-base pct. (.449) and 13th in doubles (47) ... good for top-10 in 10 of 20 career categories ... he set BIG EAST career records for hits (154), runs (110), games (102) and ABs (399) in BIG EAST regular-season action and was one of four players in the nation to earn consensus first team All-America honors in 2002 ... he was the first repeat winner of BIG EAST player of the year, the second ever to add BIG EAST Tournament MVP honors in the same season ('02), and was dubbed the "Roy Jones of college baseball" (best pound-for-pound), per *Baseball America* ... one of three ND players to hit .400-plus multiple times: .400 in '01 (102 H, 76 R, 31 SB), .439 (3rd in ND history) in '02 (ND-record 119 H, 77 R, 32 SB, .506 OB).

HEILMAN'S ALL-AMERICA AWARDS

- ▶ *Collegiate Baseball* (3rd - '98, '99; 1st - '00, '01)
- ▶ *ABCA* (3rd - '99; 2nd - '00; 1st - '01)
- ▶ *USA Today* (2nd - '00; 1st - '01)
- ▶ *NCBWA* (3rd - '00; 1st - '01)
- ▶ *Baseball America* (1st - '01)
- ▶ National Player of the Year finalist ('01)
- ▶ BIG EAST Pitcher of the Year ('00, '01)
- ▶ Team USA National Team member ('99)



NOTRE DAME



Two-Year All-America Selection
Consensus First Team All-American (2002)

STEVE STANLEY

Centerfielder • Upper Arlington, Ohio
.384, 385 H, 2 HR, 47 2B, 116 SB

- ▶ Consensus First Team All-American (2002)
- ▶ *USA Today* Second Team All-American (2001)
- ▶ Baseball America First Team All-American (2001)
- ▶ BIG EAST Player of the Year (2001, '02)

NOTRE DAME



ABCA, BA, NCBWA, USA Today All-American
First-team Selection 2001

AARON HEILMAN

Pitcher • Logansport, Indiana
2.49 ERA, 43-7, 12 SV, 393.2 IP, 425 K

- ▶ 14th Division I player with 40 wins, 400 Ks
- ▶ Led nation in ERA as a freshman (1.61, '98)
- ▶ Set ND career records for wins, innings and Ks; set ND season records for Ks (118, twice), wins (15) and complete games (12, both in '01)
- ▶ Set BIG EAST records for wins (23-4), Ks (199) and complete games (18); tied single-game K record (18)

NOTRE DAME



NCBWA All-American
Third-team Selection (2003)

J.P. GAGNE

Pitcher • Bloomington, Minnesota
3.90 ERA, 25-16, 21 SV, 298.0 IP, 205 K

Joined future big-league players Chris Michalak and Aaron Heilman as only Notre Dame pitchers with 20-plus wins, 10-plus saves ... rare All-America/Academic All-America combo (3.40 GPA, finance) ... set ND records for career appearances (94), season saves (13; now 2nd), 4th in career saves (19), 8th in IP (298.0), 9-th in wins (25-16) and 11th in Ks (205).

NOTRE DAME



Collegiate Baseball Second team,
NCBWA Third Team All-American (2003)

CHRIS NIESEL

Pitcher • Plantation, Florida
3.21 ERA, 21-4, 2 SV, 272.2 IP, 233 K

Classic bulldog and staff ace whose 4.09 career strikeout-to-walk ratio remains a Notre Dame record ... career postseason stats included a 1.65 ERA in eight appearances (33 K, 14 BB) ... his All-America sophomore season in 2003 (BIG EAST pitcher of the year) featured a 2.65 ERA, 9-1 record, 87 strikeouts and only 19 walks.

HITTING THE BALL ... AND THE BOOKS

Centerfielder **Dan Peltier** ('89), second baseman **Steve Sollmann** ('03) and pitcher **J.P. Gagne** ('03) are the only Notre Dame baseball players ever to couple All-America and Academic All-America honors in the same season (47 other ND student-athletes have done so, with Peltier and Sollmann two of only 13 to earn the double honor as non-seniors, doing so as juniors).

Peltier ('88/'89 Academic All-American) signed after his junior season and went on to a big-league career — but he returned in the falls of 1990 and '91, graduating with a 3.42 cumulative GPA as an accounting major. He went on to become V.P. for financial advising with Merrill Lynch in St. Paul, Minn. Sollmann was a second team Academic All-American in 2003 and earned first team honors in 2004 — becoming the program's fifth repeat Academic All-American. He graduated with a 3.44 GPA as a marketing major, closing with a 4.0 in the 2004 spring term. Sollmann and Gagne (3rd team; 3.40 GPA, finance major) comprise one of six pairs of teammates in Notre Dame athletics history to earn All-America and Academic All-America honors in the same season (others are teammates from the 1966 and 1970 football teams, the 2001 softball team, and the 2003 and '07 track-and-field squads).

NOTRE DAME



ABA Second Team All-American,
NCBWA Third Team All-American (2003)

STEVE SOLLMANN

Second Baseman • Cincinnati, Ohio
.360, 302 H, 13 HR, 38 2B, 84 SB

Prep centerfielder who made great transition to second base with the Irish ... one of 11 non-seniors at Notre Dame ever to combine All-America and Academic All-America honors ... clutch postseason performer, with .462 career batting average in the NCAs (three-time all-Regional pick).

NOTRE DAME



BA, USA Today, NCBWA Second Team,
CB Third Team All-American (2004)

MATT MACRI

Third Baseman • Clive, Iowa
.316, 14 HR, 104 RBI, 33 2B, 19 SB

Overcame 2002 elbow injury, starting at short-stop in '03 and third base in '04 ... ranked 1st or 2nd on '04 team in 17 categories, including batting (.367), HR (14), RBI (56), runs (76; T-5th ND history), SBs (12), 3Bs (7), TBs (158; 3rd ND history), slugging (.667), 2Bs (15) ... 3rd ND player with 80-plus hits (87), 40-plus walks (40) in same season.

NOTRE DAME



ABA Second Team All-American,
NCBWA Second Team All-American (2004)

RYAN DOHERTY

Pitcher • Toms River, New Jersey
2.84 ERA, 8-4, 20 SV, 98.1 IP, 134 K

His All-America 2004 season included 12 saves (8th in nation), 2.38 ERA, 5-1 record, 46 Ks, 11 BB, 19 hits (.160 opp. batting), 34 IP and 1-of-17 inherited runners scored ... 7-foot-1, 235-pounder who allowed only 6.22 hits per 9 IP in career (2nd in ND record book), now ranks 10th in ND career ERA (2.84) and 2nd in Ks/9 IP (12.17).

NOTRE DAME



ND

Ba and CB Second Team All-American
NCBA Third Team All-American (2006)

CRAIG COOPER

First Baseman • Plainview, New York
.361, 26 HR, 162 RBI, 191 R, 52 2B, 45 SB

All-America '06 season included reaching base in 55 of 57 GP and 21-game hit streak (then ND record, now 2nd) ... BIG EAST all-time leader with .344 career batting in league games ... led nation with ND-record 79 runs scored, 6th nationally with .425 batting and posted .522 on-base pct. (t-3rd in ND history) ... 7th-best career OB in ND record book (.461).

NOTRE DAME



ND

Collegiate Baseball All-American
Third-Team Selection (2006)

JEFF MANSHIP

Pitcher • San Antonio, Texas
3.39 ERA, 11-3, 116.2 IP, 131 K

Joined teammate Craig Cooper in sweeping the 2006 BIG EAST pitcher- and player-of-the-year awards ... his career strikeout rate (10.11 Ks per 9.0 innings) ranks 4th in Notre Dame history (2nd-best in 40 years) ... his All-America season in 2006 included 111 Ks (t-3rd in ND history), a 3.26 ERA and 9-2 record ... returned from elbow surgery that sidelined him for freshman season in 2004.

NOTRE DAME



ND

First Baseball All-American
Third-Team Selection (2009)

A.J. POLLOCK

Centerfielder • Hebron, Connecticut
.363, 17 HR, 41, 2B, 103B, 122 RBI, 60 SB

Only Irish player to ever hit 10 homers and steal 20 bases in the same season ... Notre Dame's first back-to-back MVP since Aaron Heilman (2000, 2001) ... all-BIG EAST first team in 2008 and 2009 ... led squad in 11 different offensive categories ... did not commit an error in 159 fielding chances ... committed just one error over his final 104 games ... second player in school history to lead Irish in hitting three straight years.

ALL-AMERICANS

American Baseball Coaches (since 1954)


1956	Elmer Kohorst, Jr., C (1st team)
1957	Elmer Kohorst, Sr., C (1st team)
1959	Dick Selcer, Sr., 2B (3rd team)
1960	Nick Palihnich, Jr., RHP (3rd team)
1962	Walt Osgood, Sr., C (2nd team)
1964	Rich Gonski, Sr., SS (2nd team)
1989	Dan Peltier, Jr., OF (1st team)
1993	Eric Danapilis, Sr., OF (1st team)
1995	Ryan Topham, Jr., OF (3rd team)
1998	Brant Ust, So., 3B (3rd team)
1999	Aaron Heilman, So., RHP (3rd team)
2000	Aaron Heilman, Jr., RHP (2nd team)
2001	Aaron Heilman, Sr., RHP (1st team)
2002	Steve Stanley, Sr., CF (1st team)
2003	Steve Sollmann, Jr., 2B (2nd team)
2004	Ryan Doherty, So., RHP (2nd team)

Baseball America (since 1981)

1989	Dan Peltier, Jr., OF (1st team)
1993	Eric Danapilis, Sr., OF (1st team)
1998	Brant Ust, So., 3B (3rd team)
2001	Aaron Heilman, Sr., RHP (1st team) Steve Stanley, Jr., CF (3rd team)
2002	Steve Stanley, Sr., CF (1st team)
2004	Matt Macri, Jr., 3B (2nd team)
2006	Craig Cooper, Sr., 1B (2nd team)

Collegiate Baseball Writers (since 1981)

1989	Dan Peltier, Jr., OF (1st team)
1993	Eric Danapilis, Sr., OF (1st team)
1998	Brant Ust, So., 3B (3rd team)
2000	Aaron Heilman, Jr., RHP (3rd team)
2001	Aaron Heilman, Sr., RHP (1st team) (NCBWA District V Player of the Year)
2002	Steve Stanley, Sr., CF (1st team)
2003	J.P. Gagne, Sr., RHP (3rd team) Chris Niesel, So., RHP (3rd team) Steve Sollmann, Jr., 2B (3rd team)
2004	Matt Macri, Jr., 3B (2nd team)
	Ryan Doherty, So., RHP (2nd team)
2006	Craig Cooper, Sr., 1B (3rd team)



Grant Johnson pitched for the 2002 United States National Team that competed at an international tournament in Holland and the World Championship in Italy.

Collegiate Baseball Magazine (since 1991)

1993	Eric Danapilis, Sr., OF (1st team)
1998	Aaron Heilman, Fr., RHP (3rd team)
1999	Aaron Heilman, So., RHP (3rd team)
2000	Aaron Heilman, Jr., RHP (1st team)
2001	Aaron Heilman, Sr., RHP (1st team)
2002	Steve Stanley, Sr., CF (1st team)
2003	Chris Niesel, So., RHP (2nd team)
2004	Matt Macri, Jr., 3B (3rd team)
2006	Craig Cooper, Sr., 1B (2nd team) Jeff Manship, Jr., RHP (3rd team)

USA Today (2000-05)

2000	Aaron Heilman, Jr., RHP (2nd team)
2001	Aaron Heilman, Sr., RHP (1st team) Steve Stanley, Jr., CF (2nd team)
2002	Steve Stanley, Sr., CF (1st team)
2004	Matt Macri, Jr., 3B (2nd team)

Ping! Baseball (since 2007)

2009	A.J. Pollock, Jr., OF (3rd team)
------	----------------------------------

USA NATIONAL TEAM MEMBERS

1964	Shaun Fitzmaurice, OF (Olympic team)
1998	Brant Ust, 3B, So. (World Junior Championship)
1999	Aaron Heilman, RHP, So. (World Junior Championship)
2002	Grant Johnson, RHP, Fr. (World Junior Championship)
2006	Brad Lidge, RHP (World Baseball Classic)

CANADIAN NATIONAL TEAM MEMBERS

2012	John Axford, RHP (World Baseball Classic)
------	--

COSIDA ACADEMIC ALL-AMERICANS

1977	Tim Pollock, Sr., C (1st)
1980	Dave Bartish, Sr., IF (1st)
1981	Rick Chryst, So., OF (3rd) Henry Valenzuela, Sr., 1B (3rd)
1984	James Dee, Sr., 3B (1st) Mark Clementz, Sr., LHP (2nd)
1985	Rick Vanthournout, Jr., 3B (2nd) John Loughran, So., OF (3rd)
1986	John Loughran, Jr., OF (1st) Rick Vanthournout, Sr., 3B (2nd)
1987	John Loughran, Sr., OF (2nd)
1988	Dan Peltier, So., OF (3rd)
1989	Dan Peltier, Jr., OF (2nd) Erik Madsen, Sr., RHP (3rd)
1991	Joe Binkiewicz, Jr., 1B (3rd)
1992	Joe Binkiewicz, Sr., 1B (1st) Cory Mee, Sr., IF (1st)
2000	Jeff Perconte, Sr., 2B (1st) Mike Naumann, Jr., LHP (3rd)



This 1999 meeting on the mound included consecutive Freshman All-Americans (from left): Aaron Heilman ('98), Brant Ust ('97) and Paul O'Toole ('99).

2001	Mike Naumann, Sr., LHP (1st) Brian Stavisky, So., OF (3rd)
2002	Andrew Bushey, Sr., 3B (2nd) Brian Stavisky, Jr., OF (3rd)
2003	Steve Sollmann, Jr., 2B (2nd) J.P. Gagne, Sr., RHP (3rd)
2004	Steve Sollmann, Sr., 2B (1st)
2006	Greg Lopez, Sr., SS (3rd)
2007	Brett Lilley, Jr., SS (1st)
2008	Brett Lilley, Sr., SS (1st)

NATIONAL FRESHMAN OF THE YEAR

1998	Aaron Heilman (Collegiate Baseball)
------	-------------------------------------

FRESHMAN ALL-AMERICANS

1990	David Sinnes, RHP (1st-BA) Pat Leahy, RHP (1st-CB)
1991	Greg Layson, 2B (1st-BA)
1992	Paul Failla, OF (2nd-BA)
1993	Ryan Topham, OF (HM-CB)
1994	Dennis Twombly, C (1st-CB) Larry Mohs, RHP (HM-CB) Scott Sollmann, OF (HM-CB)
1996	Alex Shilliday, RHP (HM-CB)
1997	Brant Ust, IF (3rd-BA, AB-CA)
1998	Aaron Heilman, RHP (1st-BA, CB)
1999	Paul O'Toole, C (1st-CB) Steve Stanley, CF (HM-CB)
2000	Brian Stavisky, RF (1st-BA, CB)
2001	Steve Sollmann, 2B (1st-BA, CB, USA)
2002	Grant Johnson, RHP (1st-CB, 2nd-BA)
2004	Jeff Samardzija, RHP (1st-CB)
2005	Brett Lilley, 3B (1st-CB)
2006	Kyle Weiland, RHP (1st-BA, CB)
2007	A.J. Pollock, 3B (CB)
2009	Ryan Richter, LHP (HM-CB)
2011	Trey Mancini, 1B (1st-CB)

Key: BA – Baseball America

CB – Collegiate Baseball, USA – USA Today

Honors & Awards

ABCA ALL-MIDEAST REGION

1988	Dan Peltier, Jr., OF (1st) Pat Pesavento, Jr., SS (2nd)
1991	Eric Danapilis, So., OF (2nd) Alan Walania, So., RHP (2nd)
1994	Tom Price, Sr., LHP (3rd) Robbie Kent, So., IF (3rd) Matt Haas, Sr., 3B (HM)
1995	Ryan Topham, Jr., OF (1st)
1997	Mike Amrhein, Sr., C (1st)
1998	Aaron Heilman, Fr., RHP (1st) Brant Ust, So., 3B (1st)
1999	Aaron Heilman, So., RHP (1st)
2000	Aaron Heilman, Jr., RHP (1st)
2001	Aaron Heilman, Sr., RHP (1st) Steve Stanley, Jr., CF (2nd) Danny Tamayo, Sr., RHP (2nd)
2002	Steve Stanley, Sr., CF (1st)
2003	J.P. Gagne, Sr., RHP (1st) Steve Sollmann, So., 2B (1st) Matt Edwards, So., 3B/1B (2nd)
2004	Ryan Doherty, So., RHP (1st) Grant Johnson, Jr., RHP (2nd) Matt Macri, Jr., 3B (2nd) Steve Sollmann, Sr., 2B (2nd)
2005	Matt Edwards, Sr., 1B (1st)
2006	Craig Cooper, Sr., 1B (2nd)
2009	Jeremy Barnes, Sr., SS (1st) A.J. Pollock, Jr., OF (2nd)
2012	Will Hudgins, Sr., RHP (2nd) Eric Jagielo, So., 3B (2nd)

ABCA ALL-MIDEAST REGION COACH OF THE YEAR

2001	Paul Mainieri
2002	Paul Mainieri

RAWLINGS NCAA DIVISION I GOLD GLOVES

2009	A.J. Pollock, Jr., OF
------	-----------------------

BIG EAST TEAM ACADEMIC EXCELLENCE AWARD

2010	3.117 GPA
------	-----------

BIG EAST PLAYER OF THE YEAR

1998	Brant Ust, So., 3B
2001	Steve Stanley, Jr., CF
2002	Steve Stanley, Sr., CF
2006	Craig Cooper, Sr., 1B

BIG EAST PITCHER OF THE YEAR

1998	Brad Lidge, Jr., RHP
2000	Aaron Heilman, Jr., RHP
2001	Aaron Heilman, Sr., RHP
2003	Chris Niesel, So., RHP
2006	Jeff Manship, Jr., RHP

BIG EAST ROOKIE OF THE YEAR

1996	Jeff Wagner, DH
1997	Brant Ust, IF
2001	Steve Sollmann, 2B
2005	Brett Lilley, 3B
2011	Trey Mancini, 1B

BIG EAST COACH OF THE YEAR

2001	Paul Mainieri
------	---------------

BIG EAST TOURNAMENT MVP

2002	Steve Stanley, Sr., CF
2003	Javi Sanchez, Jr., C
2004	Matt Macri, Jr., 3B
2005	Matt Edwards, Sr., 1B
2006	Wade Korpi, So., LHP

BIG EAST POSTGRADUATE SCHOLARSHIP

2001	Mike Naumann, Sr., LHP
2003	J.P. Gagne, Sr., RHP
2008	Brett Lilley, Sr., SS

BIG EAST ALL-ROOKIE TEAM (1996-2000)

1997	Jeff Felker, 1B
1997	Brant Ust, IF
1998	Aaron Heilman, RHP
1998	Alec Porzel, LF
1999	Paul O'Toole, C
1999	Steve Stanley, CF
2000	J.P. Gagne, RHP
2000	Brian Stavisky, RF

ALL-BIG EAST CONFERENCE

1996	Randall Brooks, Jr., 2B (1st) Scott Sollmann, Jr., CF (1st) Jeff Wagner, Fr., DH (1st) Darin Schmalz, Jr., RHP (2nd)
1997	Randall Brooks, Sr., CF (1st) Brant Ust, Fr., 2B (1st) Jeff Wagner, So., DH (1st) Mike Amrhein, Jr., C (2nd) Darin Schmalz, Sr., RHP (2nd)
1998	J.J. Brock, Sr., SS (1st) Brad Lidge, Jr., RHP (1st) Brant Ust, So., 3B (1st) Jeff Wagner, Jr., DH (1st) Aaron Heilman, Fr., RHP (2nd) Alex Shilliday, Jr., RHP (2nd)
1999	Aaron Heilman, So., RHP (1st) Brant Ust, Jr., SS (1st) Jeff Wagner, Sr., DH (1st) Steve Stanley, Fr., CF (2nd)
2000	Aaron Heilman, Jr., RHP (1st) Alec Porzel, Jr., SS (2nd) Brian Stavisky, Jr., RF (2nd)
2001	Andrew Bushey, Jr., 3B (1st) Aaron Heilman, Sr., RHP (1st) Steve Sollmann, Fr., 2B (1st) Steve Stanley, Jr., CF (1st) Danny Tamayo, Sr., RHP (1st) Paul O'Toole, Jr., C (2nd) Alec Porzel, Sr., SS (2nd) Brian Stavisky, So., RF (2nd) Matt Bok, Jr., DH (3rd) J.P. Gagne, So., RHP (3rd)
2002	Steve Stanley, Sr., CF (1st) Paul O'Toole, Sr., C (2nd) Steve Sollmann, So., 2B (2nd) Brian Stavisky, Jr., LF (2nd) Andrew Bushey, Sr., 3B (3rd) Matt Bok, Sr., DH (3rd)
2003	Matt Edwards, So., 1B/3B (1st) Chris Niesel, So., RHP (1st) Ryan Kalita, Sr., RHP (2nd) Steve Sollmann, Jr., 2B (2nd) Kris Billmaier, Sr., CF (3rd) J.P. Gagne, Sr., RHP (3rd) Grant Johnson, Jr., RHP (1st) Matt Macri, Jr., 3B (1st) Steve Sollmann, Sr., 2B (1st) Craig Cooper, So., OF (2nd) Ryan Doherty, So., RHP (2nd) Chris Niesel, Jr., RHP (2nd) Greg Lopez, So., SS (3rd) Javi Sanchez, Sr., C (3rd)
2005	Matt Edwards, Sr., 1B (1st) Tom Thornton, Jr., LHP (2nd) Brett Lilley, Fr., 3B (3rd) Craig Cooper, Jr., OF (3rd)



Notre Dame's 1998 all-BIG EAST award winners included (above, from left): pitcher of the year Brad Lidge, second-team pitcher Aaron Heilman and Alex Shilliday, player of the year Brant Ust (third base), first-team DH Jeff Wagner and first-team shortstop J.J. Brock.

2006	Craig Cooper, Sr., 1B (1st) Jeff Manship, Jr., RHP (1st) Jeff Samardzija, Jr., RHP (1st) Jeremy Barnes, Fr., DH (2nd) Danny Dressman, Jr., OF (2nd) Brett Lilley, So., 3B (2nd) Greg Lopez, Sr., SS (2nd) Kyle Weiland, Fr., RHP (2nd) Matt Bransfield, Sr., LF (3rd)
2007	David Phelps, So., RHP (1st) Brett Lilley, Jr., SS (2nd) A.J. Pollock, Fr., 3B (2nd)
2008	David Mills, So., DH (1st) A.J. Pollock, So., OF (1st) Wade Korpi, Sr., LHP (2nd) Eric Maust, So., RHP (2nd) David Phelps, Jr., RHP (3rd)
2009	A.J. Pollock, Jr., OF (1st) Jeremy Barnes, Sr., SS (2nd) Cole Johnson, So., RHP (2nd)
2011	Trey Mancini, Fr., 1B (3rd) Brian Dupra, Sr., RHP (3rd)
2012	Joe Hudson, C, Jr. (2nd) Will Hudgins, Sr., RHP (2nd) Eric Jagielo, So., 3B (2nd) Dan Slania, So., RHP (2nd) Trey Mancini, So., 1B (3rd)

ALL-BIG EAST TOURNAMENT TEAM

2009	Will Hudgins, Fr., RHP
2011	Cole Johnson, Sr., RHP
2012	Trey Mancini, So., 1B

MIDWESTERN COLLEGIATE CONFERENCE PLAYER OF THE YEAR

1989	Dan Peltier, Jr., OF
1993	Eric Danapilis, Sr., OF
1994	Tom Price, Sr., LHP

MCC TOURNAMENT MVP

1989	Dan Peltier, Jr., OF
1991	Frank Jacobs, Sr., OF/DH
1992	Chris Michalak, Jr., LHP
1993	Eric Danapilis, Sr., OF
1994	Tom Price, Sr., LHP

MCC NEWCOMER OF THE YEAR

1990	David Sinnes, RHP
1992	Paul Failla, SS
1994	Scott Sollmann, OF
1995	Christian Parker, RHP

MCC COACH OF THE YEAR

1989	Pat Murphy
1990	Pat Murphy
1992	Pat Murphy

ALL-MCC HONORS

1983	Rick Chryst, Sr., OF (1st)
1984	Mike Metzler, Sr., 1B (1st)
1985	Rick Trudeau, Sr., OF (1st) Mike Vanthournout, Jr., 3B (1st) Kevin Chenail, Fr., RHP (2nd) John Loughran, Jr., OF (2nd) Tommy Shields, So., SS (2nd)
1986	Tommy Shields, Sr., SS (1st) John Loughran, Jr., OF (2nd)
1988	Tim Hutson, Sr., 1B (1st) Dan Peltier, So., OF (1st) Pat Pesavento, Jr., SS (1st) Steve Skupien, Sr., OF (2nd)
1989	Ed Lund, Jr., C (1st) Dan Peltier, Jr., OF (1st) Pat Pesavento, Sr., SS (1st) Brian Piotrowicz, Jr., RHP (1st) Erik Madsen, Sr., RHP (2nd) James Sass, Sr., OF (2nd)
1990	Ed Lund, Sr., C (1st) David Sinnes, Fr., RHP (1st) Joe Binkiewicz, So., 1B (2nd) Mike Coss, Jr., SS (2nd) Craig Counsell, So., 3B (2nd) Eric Danapilis, Fr., OF (2nd) Frank Jacobs, Jr., OF (2nd) Pat Leahy, Fr., LHP (2nd)
1991	Eric Danapilis, So., OF (1st) Frank Jacobs, Sr., DH (1st) Greg Layson, Fr., 2B (1st) Joe Binkiewicz, Jr., 1B (2nd) Craig Counsell, Jr., SS (2nd) Cory Mee, Jr., 3B (2nd) Alan Walania, So., RHP (2nd)
1992	Joe Binkiewicz, Sr., 1B (1st) Craig Counsell, Sr., SS (1st) Eric Danapilis, Jr., OF (1st) Cory Mee, Sr., 3B (1st) Chris Michalak, Jr., LHP (1st) David Sinnes, Jr., RHP (1st) Paul Failla, Fr., OF (2nd) Pat Leahy, Jr., RHP (2nd)
1993	Eric Danapilis, Sr., OF (1st) Paul Failla, So., SS (1st) Edwin Hartwell, Sr., OF (1st) Chris Michalak, Sr., LHP (1st) Greg Layson, Jr., 2B (2nd) David Sinnes, Sr., RHP (2nd)
1994	Tom Price, Sr., LHP (1st) Robbie Kent, So., 1B (1st) Greg Layson, Sr., 2B (1st) Scott Sollmann, Fr., OF (1st) Ryan Topham, So., OF (1st) Larry Mohs, Fr., RHP (2nd) Matt Haas, Sr., 3B (2nd) Bob Lisanti, Jr., C (2nd) Mark Mapes, So., DH (2nd)

1995	Craig DeSensi, Sr., 1B (1st) Randall Brooks, So., 2B (1st) Mike Amrhein, So., 3B (1st) Scott Sollmann, So., OF (1st) Ryan Topham, Jr., OF (1st) George Restovich, Jr., DH (2nd)
------	--

ALL-MCC TOURNAMENT TEAM

1985	Jim Cross, Jr., RHP
1988	Ed Lund, So., C Dan Peltier, So., OF Pat Pesavento, Jr., SS
1989	Ed Lund, Jr., C Dan Peltier, Jr., OF Pat Pesavento, Sr., SS Brian Piotrowicz, RHP James Sass, Sr., OF
1990	Joe Binkiewicz, So., 1B Eric Danapilis, Fr., OF Brian Piotrowicz, Sr., RHP
1991	Mike Coss, Sr., C Frank Jacobs, Sr., OF Greg Layson, Fr., 2B Alan Walania, So., LHP
1992	Joe Binkiewicz, Sr., 1B Craig Counsell, Sr., SS Eric Danapilis, Jr., OF Edwin Hartwell, Jr., DH Cory Mee, Sr., 3B Chris Michalak, Jr., LHP
1993	Eric Danapilis, Sr., OF Paul Failla, So., SS Edwin Hartwell, Sr., OF Greg Layson, Jr., 2B Matt Haas, Jr., 3B Tom Price, Jr., LHP
1994	Tom Price, Sr., LHP Robbie Kent, So., 1B Paul Failla, Jr., SS Matt Haas, Sr., 3B Scott Sollmann, Fr., OF Ryan Topham, So., OF
1995	George Restovich, Jr., C J.J. Brock, So., SS Mike Amrhein, So., 3B Rowan Richards, Jr., OF Scott Sollmann, So., OF

MCC ALL-NEWCOMER TEAM

1992	Paul Failla, OF Tim Kraus, RHP Bob Lisanti, C Steve Verduzco, 2B
1993	Mark Mapes, DH Ryan Topham, OF Larry Mohs, RHP
1994	Dennis Twombly, C George Restovich, DH Scott Sollmann, OF
1995	Christian Parker, RHP/DH

Byron V. Kanaley Award

The most prestigious honor awarded to a Notre Dame student-athlete, the Byron V. Kanaley Award, has been presented each year since 1927 to senior monogram athletes who have been most exemplary as both students and leaders. The awards, presented by the Faculty Board on Athletics, are named in honor of a Weedsport, N.Y., native and 1904 Notre Dame graduate who was a member of the baseball team as an undergraduate. Kanaley went on to a successful banking career in Chicago and served the University as a lay trustee from 1915 until his death in 1960. Fourteen members of the Notre Dame baseball team have received the award, including four during the past 12 years.

The first three baseball recipients of the award came in the 1940s: **Rex Ellis** (Greens Fork, Ind.; '40), **Ralph Pinelli** (San Francisco, Calif.; '41) and **John Hickey** (South Bend, Ind.; '43). The most noteworthy baseball honoree was **Don Sniegowski** (Toledo, Ohio), an infielder who finished fifth on the 1956 Irish team with a .280 batting average. Sniegowski earned an even more prestigious honor when he was awarded a Rhodes Scholarship. As of 1996, he was one of 32 former varsity college baseball players known to have earned a Rhodes Scholarship. Since 1956, he has been joined by just one other Rhodes Scholar who was known to have played Division I baseball – Oregon State's Knute Buehler ('84).

Righthander **Ron Schmitz** (Cleveland, Ohio) received the Kanaley Award in 1971 after leading the Irish with 43 strikeouts and posting a 2.59 ERA. Five years later, another righthander, **Bob Stratta** (Olympia Fields, Ill.), received the Kanaley. Stratta posted a 3.69 ERA as a senior after leading the Irish in wins, ERA and strikeouts as both a sophomore and a junior (he remains the only Irish hurler to lead all three categories twice).

Rick Chryst (Platteville, Wis.) – former commissioner of the Mid-American Conference – was the next Irish baseball player to receive the Kanaley, doing so in 1983. The infielder/outfielder was second on the '83 squad with a .304 batting average. Third baseman **Jim Dee** (Chicago, Ill.) was the program's eighth Kanaley winner in '84, after ranking third on the team with a .340 batting average, and outfielder **John Loughran** (Stamford, Conn.) followed suit three years later after appearing in all 44 games for the 1987 squad.

Righthander **Erik Madsen** (Great Falls, Mont.) received the Kanaley in '89, after leading the Irish in wins (eight), ERA (3.74) and strikeouts (56) while second baseman **Jeff Perconte** (Arlington Heights, Ill.) – who went on to earn first team Academic All-America honors – was presented with the Kanaley Award in 2000, followed in 2001 by **Mike Naumann** (also a first team Academic All-American) and by his fellow lefthanded pitcher **Tom Thornton** in 2006. **Cole Johnson** was the most recent Irish player to capture the award in 2011.



Rex Ellis
1940



Ralph Pinelli
1941



John Hickey
1943



Don Sniegowski
1956



Ron Schmitz
1971



Bob Stratta
1976



Rick Chryst
1983



Jim Dee
1984



John Loughran
1987



Erik Madsen
1989



Jeff Perconte
2000



Mike Naumann
2001



Tom Thornton
2006



Cole Johnson
2011

Monogram Club MVP Award

1995	Ryan Topham (Jr, RF)
1996	Randall Brooks (Jr, 2B)
1997	Mike Amrhein (Sr, DH)
1998	J.J. Brock (Sr, SS)
1999	Brant Ust (Jr, SS)
2000	Aaron Heilman (Jr, RHP)
2001	Aaron Heilman (Sr, RHP)
	Alec Porzel (Sr, SS)
2002	Steve Stanley (Sr, CF)
2003	J.P. Gagne (Sr, RHP)
	Steve Sollmann (Jr, 2B)
2004	Javi Sanchez (Sr, C)
2005	Matt Edwards (Sr, 1B)
2006	Craig Cooper (Sr, 1B)
2007	David Phelps (So, RHP)
2008	A.J. Pollock (So, OF)
2009	A.J. Pollock (Jr, OF)
2010	None
2011	Trey Mancini (Fr, 1B)
2012	Will Hudgins (Sr, RHP)

Notre Dame Club of St. Joseph Valley Rockne Student-Athlete Award

1995	Scott Sollmann (Jr, CF)
1996	J.J. Brock (Jr, SS)
1997	J.J. Brock (Sr, SS)
1998	Todd Frye (Sr, 2B)
1999	Jeff Perconte (Jr, 1F)
2000	Jeff Perconte (Sr, 1F)
2001	Mike Naumann (Sr, LHP)
2002	Andrew Bushey (Sr, 3B)
2003	Brandon Vioria (Sr, RHP)
2004	Greg Lopez (So, SS)
2005	Tom Thornton (Jr, LHP)
2006	Matt Bransfield (Sr, LF)
2007	Brett Lilley (Jr, SS)
2008	Wade Korpi (Sr, LHP)
2009	Jeremy Barnes (Sr, SS)
2010	None
2011	Brian Dupra (Sr, RHP)
2012	None

Francis Patrick O'Connor Award Chris Zorich Award

Three Notre Dame baseball players – OF **Edwin Hartwell** ('93), C **Matt Nussbaum** ('01) and 2B **Steve Sollmann** ('03) – have received Notre Dame's Francis Patrick O'Connor Award, presented to one male and one female student-athlete who embody team spirit, inspiration, caring, courage, honesty and patience. The award is named after Pat O'Connor (son of "Bucky" O'Connor, a 1940s guard on the Notre Dame football team), who died in 1973 following his freshman year at Notre Dame.

LHP **Tom Thornton** ('06) and SS **Tommy Chase** ('12) have each captured the athletic department's Chris Zorich Award – named in honor of the former Irish football player and recognizing community service excellence.

Led by Thornton's example, the 2006 baseball team also was the first recipient of the athletic department's team award for community service.


Chase captured the Ray Siegfried Award for Leadership Excellence. He was also named a finalist for the Fan's Choice Award presented by TD Ameritrade and Coach Wooden Citizenship Cup.



(clockwise, bottom left): **"Count" Campau** remains the only player to lead a minor (3) and major (10) league in home runs for the same season (1890); **Harry Curtis** (1907) went on to play with the N.Y. Giants; **George Cutshaw** (1908) was voted outstanding defensive second baseman of the deadball era; speedy **Bert Daniels** (1908-09) was known for his high hit-by-pitch ratios with the N.Y. Yankees; **Fred "Cy" Williams** (1910-12) became a four-time NL batting champ.



Billy Sullivan, Jr. (above right; '30-'31) received pitches from another former Notre Dame player, **Ed Walsh, Jr.**, in a game with the Chicago White Sox (their fathers formed the famous battery on the White Sox "hitless wonders" team in 1909).



Tommy Carroll (above) was one of baseball's first "bonus babies" and played in the 1955 World Series at the tender age of 18.



Jim Hannan (above; '58-'59) went on to become founding president of the MLB Alumni Association. **"Diamond" Jim Brady** (left) was a "bonus baby" who later became president of Jacksonville University. **Dan McGinn** (above right; '65) hit the first Major League home run outside the U.S. and pitched a shutout to end Tom Seaver's 16-game win streak.



Frank Shaughnessy (right) — pictured at an awards ceremony with Stan Musial — developed a playoff system in 1933 that was credited with saving the minor leagues during the Great Depression.



Hall of Fame pitcher **Ed Walsh** (left) poses with son Ed Jr., who pitched at Notre Dame before halting Joe Dimaggio's 61-game, minor-league hit streak ('33).



Richard "Red" Smith ('25-'27) played baseball and football at Notre Dame and professional baseball but he often was confused for one of his Notre Dame classmates, famous sportswriter Walter "Red" Smith (both hailed from small Wisconsin towns).



John "Red" Murray (above, back row right; and far right in adjacent photo) played for Notre Dame in 1905-06, led the National League in home runs in 1909 (7) and rubbed elbows — literally — during his career with such legends as (above, top row from left) Connie Mack and Bill Klem, (bottom row) Babe Ruth and Walter Johnson, and (in photo at left) Jim Thorpe.

Irish In The MLB Draft

Notre Dame players have gone on to enjoy success in professional baseball since the turn of the century. Most recently, since the inception of the amateur draft (in 1965), 88 Notre Dame players have been drafted a total of 101 times.

Highest-Drafted Players

First Round

Ken Plesha (C, So.)	1965, Chicago White Sox
A.J. Pollock (OF, Jr.)	2009, Arizona Diamondbacks
Brad Lidge (RHP, Jr.)	1998, Houston Astros
Aaron Heilman (RHP, Sr.)	2001, New York Mets
* Plesha, Lidge and Pollock were 17th overall pick, Heilman 18th.	

Supplementary Round (31st pick)

Aaron Heilman (RHP, Jr.)	2000, Minnesota Twins
--------------------------	-----------------------

Second Round

Steve Stanley (CF, Sr.)	2002, Oakland A's
Grant Johnson (RHP, Jr.)	2004, Chicago Cubs

Third Round

Dan Peltier (OF, Jr.)	1989, Texas Rangers
Paul Failla (SS, Jr.)	1994, California Angels
Kyle Weiland (RHP, Jr.)	2008, Boston Red Sox

Fourth Round

Ryan Topham (OF, Jr.)	1995, Chicago White Sox
Christian Parker (RHP, So.)	1996, Montreal Expos

Fifth Round

Nick Furlong (RHP, Jr.)	1968, Cincinnati Reds
Matt Macri (3B, Jr.)	2004, Colorado Rockies
Jeff Samardzija (RHP, Jr.)	2006, Chicago Cubs

Sixth Round

Steve Whitmyer (RHP, Sr.)	1983, Cleveland Indians
Pat Leahy (RHP, Jr.)	1992, Florida Marlins
Brant Ust (SS, Jr.)	1999, Detroit Tigers
Brian Stavisky (OF, Jr.)	2002, Oakland A's

Seventh Round

Frank Jacobs (OF/1B, Sr.)	1991, New York Mets
Scott Sollmann (OF, Jr.)	1996, Detroit Tigers
Tim Kalita (LHP, Jr.)	1999, Detroit Tigers
Craig Cooper (1B, Sr.)	2006, San Diego Padres
Brian Dupra (RHP, Sr.)	2011, Washington Nationals

Eighth Round

Ed Lupton (LHP, Sr.)	1965, Washington Senators
Sam Elam (LHP, Sr.)	2009, New York Yankees

Ninth Round

Allen Greene (OF, Jr.)	1998, New York Yankees
Chris Niesel (RHP, Jr.)	2004, Cleveland Indians

Tenth Round

Mike Amrhein (C, Sr.)	1997, Chicago Cubs
Danny Tamayo (RHP, Sr.)	2001, Kansas City Royals
Steve Sollmann (2B, Sr.)	2004, Milwaukee Brewers

1965 (3)

Ken Plesha, C, So. (Chicago White Sox, 1st, 17th pick)
Edward Lupton, LHP (Washington Senators, 8th)
Dan McGinn, LHP, Jr. (St. Louis Cardinals, 12th)

1966 (3)

Richard Sauget, C (Atlanta Braves, 48th)
Dan McGinn, LHP (Cincinnati Reds, 1st*)
Robert Bentley, RHP, Jr. (Minnesota Twins, 30th)

1967 (1)

Dick Licini, 1B, So. (Chicago White Sox, 11th**)

1968 (1)

Nick Furlong, RHP, So. (Boston Red Sox, 5th*)

1969 (2)

Dick Licini, 1B (Boston Red Sox, 2nd#)
Nick Furlong, RHP, Jr. (Cincinnati Reds, 5th)

1970 (1)

Richard Lucke, OF (Chicago White Sox, 17th)

1971 (1)

Joe Theismann, SS (Minnesota Twins, 39th)

1972 (1)

Joseph LaRocca, 1B (Texas Rangers, 39th)

1982 (1)

Dan Szajko, OF (Montreal Expos, 27th)

1983 (1)

Steve Whitmyer, RHP (Cleveland Indians, 6th)

1985 (1)

Robert "Buster" Lopes, RHP (Pittsburgh Pirates, 31st)
Tommy Shields, SS, Jr. (Pittsburgh Pirates, 36th)

1986 (1)

Tommy Shields, SS (Pittsburgh Pirates, 15th)

1987 (0/1 signee)

Pat Pesavento, SS, Jr. (Boston Red Sox, 24th)

1988 (2)

Pat Pesavento, SS (Toronto Blue Jays, 11th)
Tim Hutson, 1B (Milwaukee Brewers, Free Agent)

1989 (4/2)

Dan Peltier, OF, Jr. (Texas Rangers, 3rd)
Pat Pesavento, SS, 5th-Yr. (Detroit Tigers, 17th)
Pat Leahy, RHP, HS (Toronto Blue Jays, 16th)
Alan Walania, RHP, HS (Houston Astros, 48th)
Erik Madsen, RHP (L.A. Dodgers, Free Agent)
James Saxe, OF/2B (Milwaukee Brewers, Free Agent)

1990 (4/1)

Frank Jacobs, 1B/OF, Jr. (Houston Astros, 15th)
Matt Haas, C, HS (Montreal Expos, 17th)
Ed Lund, C (L.A. Dodgers, 40th)
Tony Rice, dnp at ND (California Angels, 50th)
Mike Coffey, RHP (Milwaukee Brewers, Free Agent)
Brian Piotrowski, RHP (L.A. Dodgers, Free Agent)

1991 (2/3 signees)

Steve Verduzzo, SS, HS (Philadelphia Phillies, 5th)
Frank Jacobs, OF/1B (N.Y. Mets, 7th)
Paul Failla, SS, HS (Kansas City Royals, 7th)
Tim Kraus, RHP, HS (San Francisco Giants, 11th)
Mike Coss, SS (Baltimore Orioles, Free Agent)

1992 (5/2)

Pat Leahy, RHP, Jr. (Florida Marlins, 6th)
Craig Counsell, SS (Colorado Rockies, 11th)
Chris Michalak, LHP, Jr. (Oakland Athletics, 15th)
Ryan Topham, OF, HS (L.A. Dodgers, 36th)
Irv Smith, OF, So. (Houston Astros, 50th)
Mark Mapes, C, HS (Cincinnati Reds, 50th)
Cory Mee, 3B/C (L.A. Dodgers, Free Agent)

1993 (5/2)

Dennis Twombly, C, HS (Chicago White Sox, 4th)
Larry Mohs, RHP, HS (Toronto Blue Jays, 11th)
Chris Michalak, LHP (Oakland Athletics, 12th)
David Sinnes, RHP (Toronto Blue Jays, 19th)
Eric Danapilis, OF (Detroit Tigers, 23rd)
Alan Walania, RHP (Florida Marlins, Free Agent)
Edwin Hartwell, OF (San Francisco Giants, Free Agent)

1994 (3/2)

Paul Failla, SS, Jr. (California Angels, 3rd)
Gus OrNSTein, IF, HS (Seattle Mariners, 20th)
Christian Parker, RHP, HS (Cleveland Indians, 22nd)
Matt Haas, IF (Montreal Expos, 44th)
Tom Price, LHP (L.A. Dodgers, Free Agent)

1995 (5/3)

Ryan Topham, OF, Jr. (Chicago White Sox, 4th)
Tim Kraus, RHP (Chicago White Sox, 22nd)
Brad Lidge, RHP, HS (San Francisco Giants, 42nd)
Allen Greene, OF, HS (Toronto Blue Jays, 52nd)
Paul Turco, IF, HS (Milwaukee Brewers, 57th)
Craig Allen, RHP, Jr. (L.A. Dodgers, 74th)
Craig DeSensi, 1B (Co-Op, Free Agent)
Garret Carlson, RHP, Jr. (Chicago White Sox, Free Agent)

1996 (8/1)

Christian Parker, RHP, So. (Montreal Expos, 4th)
Scott Sollmann, OF, Jr. (Detroit Tigers, 7th)
Brant Ust, SS, HS (N.Y. Yankees, 11th)
George Restovich, C/1B (Detroit Tigers, 17th)
Rowan Richards, OF (Texas Rangers, 47th)
Mike Amrhein, OF, Jr. (N.Y. Yankees, 99th)
Craig Allen, RHP (L.A. Dodgers, Free Agent)
Bob Lisanti, C (Chicago Cubs, Free Agent)
Rich Sauget, RHP (Chicago White Sox, Free Agent)

1997 (2/1)

Mike Amrhein, C (Chicago Cubs, 10th)
Darin Schmalz, RHP (L.A. Dodgers, 29th)
Aaron Heilman, RHP, HS (N.Y. Yankees, 54th)

1998 (5)

Brad Lidge, RHP, Jr. (Houston Astros, 1st/17th pick)
Allen Greene, OF, Jr. (N.Y. Yankees, 9th)
Jeff Wagner, C, Jr. (Toronto Blue Jays, 50th)
J.J. Brock, SS, 5th-Yr. (Arizona Diamondbacks, Free Agent)
Dan Leatherman, 1B (Minnesota Twins, Free Agent)

1999 (3/1)

Brant Ust, SS, Jr. (Detroit Tigers, 6th)
Tim Kalita, LHP, Jr. (Detroit Tigers, 7th)
Brian Stavisky, OF, HS (Montreal Expos, 12th)
Jeff Wagner, C/1B (Anaheim Angels, 21st)

2000 (4)

Aaron Heilman, RHP, Jr. (Minnesota Twins, 1st, 31st pick)
Scott Cavey, RHP (Toronto Blue Jays, 23rd)
Jeff Felker, 1B (Chicago Cubs, Free Agent)
John Corbin, RHP (Chicago Cubs, Free Agent)

2001 (6/5)

Aaron Heilman, RHP (N.Y. Mets, 1st, 18th pick)
John Axford, RHP, HS (Seattle Mariners, 7th)
Danny Tamayo, RHP (Kansas City Royals, 10th)
Alex Porzel, SS (Boston Red Sox, 13th)
Martin Vergara, RHP, HS (Cleveland Indians, 15th)
Matt Macri, RHP, HS (Minnesota Twins, 17th)
Tyler Jones, RHP, HS (Atlanta Braves, 30th)
Brian Stavisky, RF, So. (Chicago Cubs, 33rd)
Paul O'Toole, C, Jr. (San Francisco Giants, 48th)
Chris Miesel, RHP, HS (Chicago Cubs, 46th)
Steve Stanley, CF, Jr. (Florida Marlins, 50th)

2002 (5)

Steve Stanley, CF (Oakland Athletics, 2nd)
Brian Stavisky, LF, Jr. (Oakland Athletics, 6th)
Andrew Bushey, 3B (Colorado Rockies, 15th)
Paul O'Toole, C (Chicago Cubs, 21st)
Matt Bok, DH (L.A. Dodgers, Free Agent)

2003 (5/4)

J.P. Gagne, RHP (Colorado Rockies, 14th)
Ryan Kalita, RHP (Chicago Cubs, 17th)
Derik Olvey, RHP, HS (L.A. Dodgers, 13th)
Steve Sollmann, 2B, Jr. (Oakland Athletics, 33rd)
Dan Kapala, C, HS (Seattle Mariners, 47th)
Sean Gaston, C, HS (Chicago White Sox, 50th)
Jeff Manship, RHP, HS (Arizona Diamondbacks, 50th)
Kris Billmaier, CF (Detroit Tigers, Free Agent)
Matt Laird, RHP (Chicago Cubs, Free Agent)

2004 (5)

Grant Johnson, RHP, Jr. (Chicago Cubs, 2nd)
Matt Macri, 3B, Jr. (Colorado Rockies, 5th)
Chris Niesel, RHP, Jr. (Cleveland Indians, 9th)
Steve Sollmann, 2B (Milwaukee Brewers, 10th)
Javi Sanchez, C (Minnesota Twins, 14th)

2005 (3)

Matt Edwards, 1B (Philadelphia Phillies, 16th)
John Axford, RHP (Cincinnati Reds, 43rd)
Ryan Doherty, RHP, Jr. (Arizona Diamondbacks, Free Agent)

2006 (6)

Jeff Samardzija, RHP, Jr. (Chicago Cubs, 5th)
Craig Cooper, 1B (San Diego Padres, 7th)
Jeff Manship, RHP, Jr. (Minnesota Twins, 16th)
Tom Thornton, LHP (Detroit Tigers, 21st)
Greg Lopez, SS (Toronto Blue Jays, 33rd)
Matt Bransfield, IF/OF (Gateway Grizzlies, Free Agent)

2007 (2/5)

Evan Danieli, RHP, HS (Minnesota Twins, 33rd)
Ryan Sharpley, RHP, HS (Chicago White Sox, 34th)
Joey Williamson, RHP, Jr. (Colorado Rockies, 36th)
Brian Dupra, RHP, HS (Texas Rangers, 36th)
Matt Scioscia, C, HS (Anaheim Angels, 41st)
Golden Tate, OF, HS (Arizona Diamondbacks, 42nd)
Dan Kapala, RHP (N.Y. Yankees, 46th)

2008 (5/2)

Kyle Weiland, RHP, Jr. (Boston Red Sox, 3rd)
David Phelps, RHP, Jr. (N.Y. Yankees, 14th)
Wade Korpi, LHP (Florida Marlins, 20th)
Sam Elam, LHP, Jr. (Colorado Rockies, 23rd)
Brett Graffy, RHP, Jr. (Chicago White Sox, 24th)
Brett Lilley, 2B (St. Louis Cardinals, 29th)
Steve Sabatino, LHP, HS (Chicago White Sox, 42nd)

2009 (4/1)

A.J. Pollock, OF, Jr.
(Arizona Diamondbacks (1st, 17th pick)
Sam Elam, LHP (N.Y. Yankees, 8th)
Jeremy Barnes, SS (Philadelphia Phillies, 11th)
Evan Sharpley, 1B (Seattle Mariners, 50th)
Charlie Markson, OF, HS (Detroit Tigers, 44th)

2010 (4/3)

Brian Dupra, RHP, Jr. (Detroit Tigers, 11th)
Evan Danieli, RHP, Jr. (Atlanta Braves, 24th)
Steven Mazur, RHP (Baltimore Orioles, 33rd)
Dan Slania, RHP, HS (Boston Red Sox, 42nd)
William Harford, C (Cincinnati Reds, 45th)
Golden Tate, OF (San Francisco Giants, 50th)
Eric Jagielo, 3B, HS (Chicago Cubs, 50th)

2011 (3/1)

Brian Dupra, RHP (Washington Nationals, 7th)
Cole Johnson, RHP (Minnesota Twins, 44th)
Matt Scioscia, C (Anaheim Angels, 45th)
Pat Connaughton, RHP, HS (San Diego Padres, 38th)

2012 (4/0)

Joe Hudson, C (Cincinnati Reds, 6th)
Will Hudgins, RHP (Washington Nationals, 22nd)
Steve Sabatino, LHP (St. Louis Cardinals, 26th)
Joe Spano, LHP (Toronto Blue Jays, Free Agent)

Drafted as Notre Dame seniors, unless indicated
Italics – returned or enrolled to Notre Dame

* – January secondary phase

** – Secondary phase

– January regular phase

Bold – active at end of 2012

NOTRE DAME BASEBALL DRAFT NOTES

► Notre Dame had an unprecedented five players selected in the first 14 rounds of the 2004 Major League draft. Only four other teams in the nation – two recent NCAA runner-ups (South Carolina and Stanford) and the 2002 and '03 NCAA champs (Texas and Rice) – had more players picked in the first 14 rounds of the 2004 draft. The Notre Dame record for most players drafted from one team belongs to the 2001, 2008 and 2010 squads (six), followed by the 1996, 2004 and 2006 teams each with five drafted players.

► The 2004 draft marked the seventh straight season that at least three Notre Dame players were selected (also in '06, '08-'12). The 15-year span from 1995-2009 saw 73 players drafted (60) or signed as free agents – including 23 who were selected in the first 10 rounds (led by 10 in rounds 1-5).

► Over the last 16 years, 15 of 18 Notre Dame signees who were drafted out of high school went on to be higher-round draft picks as members of the Irish baseball program, which also has produced 41 players during the past 16 seasons who were drafted out of Notre Dame despite going undrafted as high school seniors.

► Pitcher Grant Johnson (2nd round, Cubs) and third

baseman Matt Macri (5th, Rockies) are the highest-drafted teammates in Notre Dame history (in 2004). That honor previously belonged to the 2002 outfield tandem of Steve Stanley and Brian Stavisky, both selected by the Oakland A's in 2002 (2nd and 6th). Johnson became the fifth Notre Dame player selected in the first two rounds of the MLB draft and fourth since 1999 – joining Brad Lidge, Aaron Heilman and Stanley. The 2006 draft saw Jeff Samardzija (5th round, Cubs) and first baseman Craig Cooper (7th round, Padres) become the program's second-highest pitcher/position player duo ever selected in the draft (behind Johnson/Macri).

► The 2006 team became the first in Notre Dame history to feature three pitchers who were drafted: Kyle Weiland (3rd round, Red Sox), David Phelps (Yankees, 14th round), Wade Korpi (Marlins, 20th round), Sam Elam (Rockies, 23rd round) and Brett Graffy (White Sox, 24th round).

► The 2008 squad became the first in Irish history to feature five pitchers who were drafted: Kyle Weiland (3rd round, Red Sox), David Phelps (Yankees, 14th round), Wade Korpi (Marlins, 20th round), Sam Elam (Rockies, 23rd round) and Brett Graffy (White Sox, 24th round).

► Prior to 2004, no previous Notre Dame squad had produced more than two selections in the first 10 rounds – with the 2004 team producing picks in the 2nd, 5th, 9th and 10th rounds. Previous pairs of Notre Dame players who were drafted in the first 10 rounds include: Christian Parker and Scott Sollmann in 1996; Lidge and Allen Greene in 1998; Brant Ust and Tim Kalita in 1999; Heilman and Danny Tamayo in 2001; and Stanley and Stavisky in 2002 (also Samardzija and Cooper in 2006; Pollock and Elam in 2009).

► Macri (5th round) and Steve Sollmann (10th) became the highest-drafted pair of infielders in Notre Dame baseball history. Sollmann is the seventh-highest drafted senior, behind Heilman, Stanley, Steve Whitmyer ('83), Frank Jacobs ('91), Cooper and Ed Lupton ('65). Sollmann and Javi Sanchez (14th) became the second-highest pair of drafted seniors, behind Heilman and Tamayo. Since 1995, there have been 15 Notre Dame seniors selected in the MLB draft (12 in the first 17 rounds).

► Pollock (1st round, 2009) equalled the highest draft selection in Notre Dame history. He was picked 17th overall by the Arizona Diamondbacks. Ken Pliesha (1965, Chicago White Sox) and Brad Lidge (1998, Houston Astros) were also chosen 17th overall.

Top Recent Draft Picks (1995-2012)

The Notre Dame baseball program has seen 62 of its players selected in the Major League Baseball draft during the past 17 seasons (1995-2012), led by 28 who were selected in the first 15 rounds (pictured on pg. 122-126) and 10 elite prospects who were selected in rounds 1-5.

NOTRE DAME



First-Round Draft Pick 2009 – Arizona Diamondbacks

A.J. POLLOCK
Outfielder, 2007-09

Year	G/GS	AVG	AB	H	R	2B	3B	HR	RBI	SB
2007	54/52	.372	196	73	39	7	2	3	28	11
2008	55/55	.352	216	76	49	15	3	4	42	28
2009	59/59	.365	241	88	69	19	5	10	52	21
Career	168/166	.363	653	237	157	41	10	17	122	60

NOTRE DAME



First-Round Draft Pick 1998 – Houston Astros

BRAD LIDGE
Pitcher, 1996-98

Year	GP/GS	IP	R	ER	BB	K	W-L	SV	ERA
1996	7/0	11.2	7	7	11	10	1-0	1	5.40
1997	8/7	37.2	36	26	22	40	4-3	0	6.21
1998	16/15	80.1	41	37	39	93	8-2	0	4.15
Career	31/22	129.2	84	70	72	143	13-5	1	4.86

NOTRE DAME



First-Round Draft Pick 2001 – New York Mets

AARON HEILMAN
Pitcher, 1998-2001

Year	GP/GS	IP	R	ER	BB	K	W-L	SV	ERA
1998	31/1	67.0	16	12	10	78	7-3	9	1.61
1999	20/14	109.0	50	38	37	118	11-2	3	3.14
2000	17/14	103.2	47	37	29	118	10-2	0	3.21
2001	15/15	114.0	28	22	31	111	15-0	0	1.74
Career	83/44	393.2	141	109	107	425	43-7	12	2.49

NOTRE DAME



Second-Round Draft Pick 2002 – Oakland Athletics

STEVE STANLEY
Centerfielder, 1999-2002

Year	G/GS	AVG	AB	H	R	2B	3B	HR	RBI	SB
1999	61/61	.326	242	79	52	6	1	0	29	24
2000	64/64	.362	235	85	51	10	2	0	24	29
2001	63/63	.400	255	102	76	14	5	1	32	31
2002	68/68	.439	271	119	77	17	4	1	36	32
Career	256/256	.384	1003	385	256	47	12	2	121	116

NOTRE DAME



Second-Round Draft Pick 2004 – Chicago Cubs

GRANT JOHNSON
Pitcher, 2002-04

Year	GP/GS	IP	R	ER	BB	K	W-L	SV	ERA
2002	18/14	101.1	45	39	44	86	9-5	0	3.46
2003	injured								
2004	14/13	57.2	17	12	26	51	6-0	0	1.87
Career	32/27	159.0	62	51	70	137	15-5	0	2.89

NOTRE DAME



Third-Round Draft Pick 2008 – Boston Red Sox

KYLE WEILAND
Pitcher, 2006-08

Year	GP/GS	IP	R	ER	BB	K	W-L	SV	ERA
2006	30/0	49.1	15	13	20	48	2-4	16	2.37
2007	13/6	41.1	29	26	26	38	5-3	2	5.66
2008	26/0	30.1	19	17	10	31	2-2	7	5.04
Career	69/6	121.0	63	56	56	117	9-9	25	4.17

Top Recent Draft Picks (1995-2012)

NOTRE DAME



Third-Round Draft Pick, 2008 – Boston Red Sox

CHRISTIAN PARKER
Pitcher, 1995-96

Year	GP/GS	IP	R	ER	BB	K	W-L	SV	ERA
1995	12/12	68.1	49	39	35	34	4-5	0	5.14
1996	14/13	80.2	47	38	56	41	8-3	0	4.24
Career	26/25	149.0	96	77	91	75	12-8	0	4.65

NOTRE DAME




Fourth-Round Draft Pick, 1995 – Chicago White Sox

RYAN TOPHAM
Outfielder, 1993-95

Year	G/GS	AVG	AB	H	R	2B	3B	HR	RBI	SB
1993	59/55	.302	169	51	41	12	3	6	31	7
1994	60/59	.320	169	54	63	9	5	10	55	2
1995	55/55	.335	206	69	50	18	5	18	79	9
Career	174/169	.320	544	174	154	39	13	34	165	18

NOTRE DAME



Fifth-Round Draft Pick, 2004 – Colorado Rockies

MATT MACRI
Shortstop/Third Baseman, 2002-04

Year	G/GS	AVG	AB	H	R	2B	3B	HR	RBI	SB
2002	17/16	.206	68	14	10	3	0	1	13	1
2003	60/60	.294	214	63	41	15	5	4	35	6
2004	61/60	.367	237	87	76	15	7	14	56	12
Career	138/136	.316	519	164	127	33	12	19	105	19

NOTRE DAME



Fifth-Round Draft Pick, 2006 – Chicago Cubs

JEFF SAMARDZIJA
Pitcher, 2004-06

Year	GP/GS	IP	R	ER	BB	K	W-L	SV	ERA
2004	20/6	64.0	25	21	17	42	5-3	1	2.95
2005	15/10	78.2	39	34	30	56	8-1	0	3.89
2006	15/15	97.2	51	47	37	61	8-2	0	4.33
Career	50/31	240.1	115	102	84	159	21-6	1	3.82

NOTRE DAME



Sixth-Round Draft Pick, 1999 – Detroit Tigers

BRANT UST
Infielder, 1997-99

Year	G/GS	AVG	AB	H	R	2B	3B	HR	RBI	SB
1997	60/60	.372	223	83	66	15	4	11	54	4
1998	58/58	.373	217	81	55	20	1	18	58	11
1999	61/61	.359	220	79	53	16	2	17	58	10
Career	179/179	.368	660	243	174	51	7	46	170	25

NOTRE DAME



Sixth-Round Draft Pick, 2002 – Oakland A's

BRIAN STAVISKY
Outfielder, 2000-02

Year	G/GS	AVG	AB	H	R	2B	3B	HR	RBI	SB
2000	64/64	.298	248	74	50	15	5	14	45	5
2001	58/57	.386	210	81	46	19	4	10	66	9
2002	50/50	.394	193	76	47	14	5	9	57	2
Career	172/171	.355	651	231	143	48	14	33	168	16

Top Recent Draft Picks (1995-2012)

NOTRE DAME



Sixth-Round Draft Pick 2012 – Cincinnati Reds

JOE HUDSON

Catcher, 2010-12

Year	G/GS	AVG	AB	H	R	2B	3B	HR	RBI	SB
2010	22/16	.264	53	14	9	1	0	1	6	1
2011	53/51	.239	163	39	18	10	2	0	14	2
2012	55/55	.337	196	66	38	14	1	6	38	3
Career	130/122	.289	412	119	65	25	3	7	58	6

NOTRE DAME



Seventh-Round Draft Pick 1996 – Detroit Tigers

SCOTT SOLLMANN

Centerfielder, 1994-96

Year	G/GS	AVG	AB	H	R	2B	3B	HR	RBI	SB
1994	58/56	.402	189	76	53	3	7	0	27	26
1995	61/61	.406	229	93	73	9	11	1	32	23
1996	62/62	.311	225	70	61	3	6	2	25	52
Career	181/179	.372	643	239	187	15	24	3	84	101

NOTRE DAME



Seventh-Round Draft Pick 1999 – Detroit Tigers

TIM KALITA

Pitcher, 1997-99

Year	GP/GS	IP	R	ER	BB	K	W-L	SV	ERA
1997	14/6	49.0	23	20	33	46	3-1	1	3.67
1998	15/11	74.1	33	23	37	71	4-0	0	2.78
1999	18/16	90.2	61	52	46	97	4-2	0	5.16
Career	47/33	214.0	117	95	116	214	11-3	1	4.00

NOTRE DAME



Seventh-Round Draft Pick 2006 – San Diego Padres

CRAIG COOPER

Outfielder/First Baseman, 2003-06

Year	G/GS	AVG	AB	H	R	2B	3B	HR	RBI	SB
2003	46/31	.303	122	37	22	6	2	0	15	10
2004	58/46	.360	175	63	42	13	1	10	48	12
2005	60/58	.325	209	68	48	14	1	7	58	14
2006	57/57	.425	228	97	79	19	3	9	41	9
Career	221/192	.361	734	265	191	52	7	26	162	45

NOTRE DAME



Seventh-Round Draft Pick 2011 – Washington Nationals

BRIAN DUPRA

Pitcher, 2008-11

Year	GP/GS	IP	R	ER	BB	K	W-L	SV	ERA
2008	11/9	46.1	35	28	10	30	3-3	1	5.44
2009	14/13	82.0	71	65	16	48	6-5	0	7.13
2010	15/14	82.2	72	57	22	53	4-5	0	6.21
2011	15/15	104.2	42	36	29	93	3-7	0	3.10
Career	55/51	315.2	220	186	77	224	16-20	1	5.30

NOTRE DAME



Eighth-Round Draft Pick 2009 – New York Yankees

SAM ELAM

Pitcher, 2006-09

Year	GP/GS	IP	R	ER	BB	K	W-L	SV	ERA
2006	11/0	12.1	4	3	6	19	0-0	0	2.19
2007	13/7	31.2	17	16	25	25	0-2	1	4.55
2008	1/0	1.0	2	2	4	2	0-0	0	18.00
2009	11/2	31.0	24	20	29	38	1-1	0	5.74
Career	36/9	76.1	47	41	64	84	1-3	1	4.83

Top Recent Draft Picks (1995-2012)

NOTRE DAME



Ninth-Round Draft Pick 1998 – New York Yankees

ALLEN GREENE

Outfielder, 1996-98

Year	G/GS	AVG	AB	H	R	2B	3B	HR	RBI	SB
1996	32/22	.276	87	24	14	7	1	1	14	6
1997	60/59	.365	200	73	41	20	5	7	55	4
1998	58/57	.317	224	71	53	17	3	7	44	12
Career	150/138	.327	511	168	108	44	9	15	113	22

NOTRE DAME



Ninth-Round Draft Pick 2004 – Cleveland Indians

CHRIS NIESEL

Pitcher, 2002-04

Year	GP/GS	IP	R	ER	BB	K	W-L	SV	ERA
2002	14/11	72.1	33	27	18	62	4-0	2	3.36
2003	15/15	98.1	34	29	19	87	9-1	0	2.65
2004	18/15	102.0	46	41	20	84	8-3	0	3.62
Career	47/41	272.2	113	97	57	233	21-4	2	3.21

NOTRE DAME



Tenth-Round Draft Pick 1997 – Chicago Cubs

MIKE AMRHEIN

Catcher/First Baseman, 1994-97

Year	G/GS	AVG	AB	H	R	2B	3B	HR	RBI	SB
1994	33/13	.297	74	22	9	5	0	3	13	1
1995	58/58	.386	220	85	53	16	3	7	69	2
1996	62/62	.323	220	71	63	15	3	13	49	8
1997	60/60	.394	231	91	70	13	3	14	71	0
Career	213/193	.361	745	269	195	49	9	37	202	11

NOTRE DAME



10th-Round Draft Pick 2001 – Kansas City Royals

DANNY TAMAYO

Pitcher, 1998-2001 (dnp in '99)

Year	G/GS	IP	R	ER	BB	K	W-L	SV	ERA
1998	5/0	15.0	17	11	10	11	1-1	0	6.60
Did Not Play									
2000	10/5	32.1	14	13	17	24	3-1	1	3.62
2001	15/15	122.2	39	34	17	106	8-3	0	2.72
Career	30/20	170.0	70	58	44	141	12-5	1	3.07

NOTRE DAME



10th-Round Draft Pick 2004 – Milwaukee Brewers

STEVE SOLLMANN

Second Baseman, 2001-04

Year	G/GS	AVG	AB	H	R	2B	3B	HR	RBI	SB
2001	61/61	.362	221	80	52	9	2	5	36	23
2002	59/57	.362	213	77	53	8	4	2	47	6
2003	61/61	.384	255	98	67	16	5	4	40	38
2004	40/40	.311	151	47	39	5	1	2	23	17
Career	221/219	.360	840	302	211	38	12	13	146	84

NOTRE DAME



11th-Round Draft Pick 2009 – Philadelphia Phillies


JEREMY BARNES

Shortstop, 2006-09

Year	G/GS	AVG	AB	H	R	2B	3B	HR	RBI	SB
2006	58/55	.294	231	68	40	11	6	2	49	9
2007	56/54	.258	194	50	27	8	2	1	28	8
2008	55/53	.307	199	61	40	15	1	8	50	3
2009	59/59	.353	232	82	53	15	5	15	70	4
Career	228/221	.305	856	261	160	49	14	26	197	24

Top Recent Draft Picks (1995-2012)

NOTRE DAME



13th-Round Draft Pick 2001 – Boston Red Sox

ALEC PORZEL

Shortstop, 1998-2001

Year	G/CS	AVG	AB	H	R	2B	3B	HR	RBI	SB
1998	54/49	.265	181	48	34	11	2	7	39	5
1999	60/60	.333	222	74	52	15	4	13	60	11
2000	62/62	.342	243	83	44	24	4	9	58	10
2001	63/63	.295	251	74	53	28	2	8	59	6
Career	239/234	.311	897	279	183	78	12	37	217	32

NOTRE DAME



14th-Round Draft Pick 2008 – New York Yankees

DAVID PHELPS

Pitcher, 2006-08

Year	GP/GS	IP	R	ER	BB	K	W-L	SV	ERA
2006	12/3	26.2	24	21	10	12	2-0	0	7.09
2007	15/15	110.1	35	23	30	102	8-5	0	1.88
2008	14/14	93.0	53	48	28	75	5-5	0	4.65
Career	41/32	230.0	112	92	68	200	15-10	0	3.60

NOTRE DAME



14th-Round Draft Pick 2003 – Colorado Rockies

J.P. GAGNE

Pitcher, 2000-03

Year	GP/GS	IP	R	ER	BB	K	W-L	SV	ERA
2000	19/13	72.2	40	36	25	44	7-1	0	4.46
2001	17/13	70.2	47	42	21	47	5-5	0	5.35
2002	28/7	94.2	40	33	16	69	9-4	6	3.14
2003	30/1	60.0	28	18	21	45	4-6	13	2.70
Career	94/34	298.0	155	129	83	205	26-16	19	3.90

NOTRE DAME



15th-Round Draft Pick 2002 – Colorado Rockies

ANDREW BUSHEY

Third Baseman, 1999-2002

Year	G/CS	AVG	AB	H	R	2B	3B	HR	RBI	SB
1999	37/36	.266	128	34	19	8	1	2	10	2
2000	62/62	.275	211	58	27	10	1	3	30	3
2001	61/61	.335	212	71	34	17	3	0	36	1
2002	63/63	.323	226	73	44	19	1	6	59	1
Career	223/223	.304	777	236	124	54	6	11	135	7

Former Notre Dame Players – 2012 Professional Baseball Statistics

Position Players		G	AB	R	H	2B	3B	HR	RBI	BB	SB	AVG.
Jeremy Barnes (SS)	Reading [PA] Phillies (Phillies Class AA)	22	52	3	10	1	0	0	3	5	0	.192
	Lehigh Valley [FL] IronPigs (Phillies Class AAA)	2	2	1	0	0	0	0	0	1	0	.000
	Clearwater [FL] Thrashers (Phillies Class High-A)	24	87	7	14	2	0	0	10	9	9	.161
A.J. Pollock (OF)	Reno [NV] Aces (Diamondbacks Class AAA)	106	428	65	136	25	3	3	52	32	21	.318
	Arizona Diamondbacks	31	81	8	20	4	1	2	8	9	1	.247
Matt Scioscia (C)	Cedar Rapids [IA] Kernels (Angels Class Low-A)	75	274	28	64	10	0	3	26	10	1	.234
Pitchers		W-L (SV)	G	GS	IP	H	R	ER	BB	SO	ERA	
John Axford	Milwaukee Brewers	5-8 (35)	54	0	69.1	61	42	36	39	93	4.67	
Brian Dupra	Hagerstown [MD] Suns (Nationals Class High-A)	3-4 (0)	11	8	37.2	47	34	30	15	20	7.17	
Aaron Heilman	Round Rock [TX] Express (Rangers Class AAA)	2-1 (8)	34	0	47.0	45	23	21	16	43	4.02	
Will Hudgins	GCL Nationals (Washington Nationals)	4-3 (0)	10	6	36.2	35	15	9	3	25	2.21	
	Auburn [NY] Doubledays (Nationals Class Low-A)	0-0 (0)	3	1	8.0	6	3	2	3	6	2.25	
Cole Johnson	Beloit [WI] Snappers (Twins Class Low-A)	3-1 (0)	16	5	42.0	37	10	8	11	48	1.71	
Wade Korpi (LH)	Jacksonville [FL] Suns (Marlins Class AA)	1-1 (0)	17	0	22.0	28	18	13	8	24	5.32	
*Brad Lidge	Potomac [MD] Nationals (Nationals Class High-A)	0-1 (0)	2	1	1.1	2	1	1	1	3	6.75	
	Washington Nationals	0-1 (2)	11	0	9.1	12	10	10	11	10	9.64	
Jeff Manship	Rochester [NY] Red Wings (Twins Class AAA)	6-3 (0)	22	11	80.1	79	27	26	35	52	2.91	
	Minnesota Twins	0-0 (0)	12	0	21.2	29	19	19	7	12	7.89	
David Phelps	Tampa [FL] Yankees (Yankees Class High-A)	0-0 (0)	2	2	5.1	7	0	0	1	5	0.00	
	Trenton [NY] Thunder (Yankees Class AA)	1-0 (0)	1	1	6.2	1	0	0	1	11	0.00	
	Scranton/Wilkes-Barre [PA] Yankees (Yankees Class AAA)	1-0 (0)	1	1	6.2	4	0	0	3	7	0.00	
	New York Yankees	4-4 (0)	4	4	18.2	12	0	0	5	23	3.34	
Steve Sabatino	Johnson City [TN] Cardinals (Cardinals Rookie)	0-0 (0)	4	0	7.1	8	4	4	2	7	4.91	
Jeff Samardzija	Chicago Cubs	9-13 (0)	28	28	174.2	157	79	74	56	180	3.81	
Joe Spano	Bluefield [WV] Blue Jays (Blue Jays Rookie)	1-1 (1)	17	0	27.0	29	16	15	20	33	5.00	
Joey Williamson	Tulsa [OK] Drillers (Rockies Class AA)	3-2 (1)	36	0	43.1	36	13	9	24	53	1.87	
	Colorado Springs [CO] Sky Sox (Rockies Class AAA)	1-1 (0)	10	1	13.0	20	12	11	6	12	7.62	
Kyle Weiland	Houston Astros	0-3 (0)	3	3	17.2	24	13	13	7	13	6.62	

* retired in 2012



Notre Dame and the Major Leagues (current players in bold)

Name	ML Teams
Adrian "Cap" Anson	Chicago Cubs (1876-97)
John Axford	Milwaukee Brewers (2009-13)
Alfred "Dutch" Bergman	Cleveland Indians (1916)
Bob Bescher	Cincinnati Reds (1908-13), New York Giants (1914)
	St. Louis Cardinals (1915-17), Cleveland Indians (1918)
Lou Bevil	Washington Senators (1942)
Joe Birmingham	Cleveland Indians (1906-14)
Jim Brady	Detroit Tigers (1956)
Billy Burke	Boston Braves (1910-11)
Charles "Count" Campau	Detroit Wolverines (1888)
	St. Louis Browns (1890), Washington Senators (1894)
Frank Carpin	Pittsburgh Pirates (1965), Houston Astros (1966)
Tommy Carroll	New York Yankees (1955-56), Kansas City Athletics (1959)
Paul Castner	Chicago White Sox (1923)
Craig Counsell	Colorado Rockies (1995-'97), Florida Marlins (1999)
	L.A. Dodgers (2000), Arizona Diamondbacks (2000-03, '05-06)
	Milwaukee Brewers (2004, '07-11)
Harry Curtis	New York Giants (1907)
George Cutshaw	Brooklyn Dodgers (1912-17)
	Pittsburgh Pirates (1918-21), Detroit Tigers (1922-23)
Bert Daniels	New York Yankees (1910-13), Cincinnati Reds (1914)
Jean Dubuc	Cincinnati Reds (1908-09), Detroit Tigers (1912-16)
	Boston Red Sox (1918), New York Giants (1919)
Shaun Fitzmaurice	New York Mets (1966)
James "Steamer" Flanagan	Pittsburgh Pirates (1905)
Bill Froats	Detroit Tigers (1955)
Norwood Gibson	Boston Red Sox (1903-06)
Jim Hannan	Washington Senators (1962-70), Detroit Tigers (1971)
	Milwaukee Brewers (1971)
Ed Hanyzewski	Chicago Cubs (1942-46)
Aaron Heilman	New York Mets (2003-08), Chicago Cubs (2009)
	Arizona Diamondbacks (2010-11), Seattle Mariners (2012)
Bert Inks	Brooklyn Grooms (1891-92), Washington Senators (1892)
	Baltimore Orioles (1894), Louisville Colonels (1894-95)
	Philadelphia Phillies (1896), Cincinnati Reds (1896)
Burt Keeley	Washington Senators (1808-09)
Albert "Red" Kelly	Chicago White Sox (1910)
Herb Kelly	Pittsburgh Pirates (1914-15)
Ed Lagger	Philadelphia A's (1934)
Bill Lathrop	Chicago White Sox (1913-14)
Brad Lidge	Houston Astros (2002-06), Philadelphia Phillies (2007-11)
	Washington Nationals (2012)
Adrian Lynch	St. Louis Browns (1920)
Earle Mack	Philadelphia A's (1910-11, '14)
Matt Macri	Minnesota Twins (2008)
Jeff Manship	Minnesota Twins (2009-13)
Jackie Mayo	Philadelphia Phillies (1948-53)
Alex McCarthy	Pittsburgh Pirates (1910-15, '16-17)
	Chicago Cubs (1915-16)
Ed McDonough	Philadelphia Phillies (1909-10)
Willie McGill	Cleveland Infants (1890), St. Louis Browns (1891)
	Cincinnati Reds (1891-92), Chicago Cubs (1893-94)
	Philadelphia Phillies (1895-96)

Name	ML Teams
Dan McGinn	Cincinnati Reds (1968), Montreal Expos (1969-71)
Chicago Cubs (1972)	
Johnny McHale	Detroit Tigers (1943-48)
Chris Michalak	Arizona Diamondbacks (1998), Toronto Blue Jays (2001)
	Texas Rangers (2001-02), Cincinnati Reds (2006)
Rupert Mills	Newark Federals (1915)
Johnny Mohardt	Detroit Tigers (1922)
James "Red" Morgan	Boston Red Sox (1906)
Patrick Murray	Philadelphia Phillies (1919)
John "Red" Murray	St. Louis Cardinals (1906-08)
	New York Giants (1909-15, '17), Chicago Cubs (1915)
Lou Nagelson	Cleveland Indians (1912)
Hank Olmstead	Boston Red Sox (1905)
Phillip "Peaches" O'Neill	Cincinnati Reds (1904)
Christian Parker	New York Yankees (2001)
Dan Peltier	Texas Rangers (1992-93), San Francisco Giants (1994-96)
David Phelps	New York Yankees (2012-13)
Andy Pilney	Boston Braves (1936)
A.J. Pollock	Arizona Diamondbacks (2012-13)
Michael "Doc" Powers	Louisville Colonels (1898-99)
	Washington Senators (1899), Philadelphia A's (1901-09)
	New York Yankees (1905)
Bill Reed	Boston Braves (1952)
Ron Reed	Atlanta Braves (1966-75), St. Louis Cardinals (1975)
	Philadelphia Phillies (1976-83), Chicago White Sox (1984)
Ed Reulbach	Chicago Cubs (1905-13), Brooklyn Dodgers (1913-14)
	Newark Federals (1915), Chicago Cubs (1916-17)
Rich Rusteck	New York Mets (1966)
Jeff Samardzija	Chicago Cubs (2008-13)
Frank Scanlan	Philadelphia Phillies (1909)
Arthur "Tillie" Shafer	New York Giants (1910-13)
Frank Shaughnessy	Washington Senators (1905), Philadelphia A's (1908)
Tommy Shields	Baltimore Orioles (1992), Chicago Cubs (1993)
Tom "Duke" Simpson	Chicago Cubs (1953)
Richard "Red" Smith	New York Giants (1927)
Lou Sockalexis	Cleveland Indians (1897-99)
Billy Sullivan, Jr.	Chicago White Sox (1931-33), Cincinnati Reds (1935)
	Cleveland Indians (1936-37), St. Louis Browns (1938-39)
	Detroit Tigers (1940-41), Brooklyn Dodgers (1942)
	Pittsburgh Pirates (1947)
Lancelot "Yank" Terry	Boston Red Sox (1940-45)
Henry Thielman	New York Giants (1902), Cincinnati Reds (1902)
	Brooklyn Dodgers (1903)
Dick Thoenen	Philadelphia Phillies (1967)
Clem Clemens (Ulatowski)	Chicago Whales (1914-15)
	Chicago Cubs (1916)
Ed Walsh, Jr.	Chicago White Sox (1928-32)
John G. Walsh	Philadelphia Phillies (1093)
Kyle Weiland	Boston Red Sox (2011)
	Houston Astros (2012-13)
Tom Whelan	Boston Braves (1920)
Fred "Cy" Williams	Chicago Cubs (1912-17)
	Philadelphia Phillies (1918-30)
Carl Yazstrzemi	Boston Red Sox (1961-83)



Counsell Helps Marlins Win Title

Former Notre Dame baseball team captain and MVP Craig Counsell became a part of World Series history on the night of Sunday, Oct. 26, 1997, as a member of the Florida Marlins. After forcing extra innings with a ninth-inning sacrifice fly that scored Moises Alou, Counsell scored the game-winning run on an Edgar Renteria single up the middle to defeat the Cleveland Indians, 3-2. An 11th-round draft selection of the Colorado Rockies in 1992, Counsell spent six successful seasons in the minor leagues before being called up to the Rockies in late July of 1997. Days later, he was traded to Florida and helped the Marlins in their late-season run, batting .299 in 51 regular season games and .293 in 15 postseason games. He was honored by his alma mater at halftime of the Notre Dame/West Virginia football game on Nov. 22, 1997. Counsell also joined his former Marlins manager Jim Leyland as the keynote speakers at Notre Dame's 2007 annual baseball Opening Night Dinner.

Notre Dame World Series Winners

Six former Notre Dame baseball players have helped their team claim the World Series title (pictured, left-to-right, top-to-bottom): RHP **Ed Reulbach** ('07 and '08 Chicago Cubs), **OF Jean Dubuc** ('16 Boston Red Sox), **1B John McHale** ('45 Detroit Tigers), **RHP Ron Reed** ('80 Philadelphia Phillies), **2B Craig Counsell** ('97 Florida Marlins, '01 Arizona Diamondbacks) and **RHP Brad Lidge** ('08 Philadelphia Phillies).

Former Notre Dame baseball player **Craig Counsell** (1989-92) helped the Florida Marlins claim the 1997 World Series title (below). He became the 13th former Notre Dame player to play in the World Series (17 now have done so), duplicating the feat as a member of the Arizona Diamondbacks 2001 World Series championship team (he also was named MVP of the 2001 National League Championship Series versus the Atlanta Braves). Updated as of Jan. 2013, Counsell is one of 43 former Notre Dame student-athletes who have played on the winning team in the World Series, Super Bowl, NBA Championship or Stanley Cup (those 43 have combined for 63 titles). He is one of 17 Notre Dame alumni to play on multiple major pro championship teams, joining the likes of Justin Tucker, Nick Buoniconti, Rocky Bleier, Joe Montana, Dave Duerson, Mark Bavaro, Bill Laimbeer, John Paxson and Bill Nyrop in that distinction.

WORLD SERIES

ON BASEBALL/Claire Smith

A Notre Dame Grad Is This Fall's Surprise

CLEVELAND South Beach, Ind., is a tight-knit town. It's also a town where a Notre Dame player is expected to win the World Series. Craig Counsell, a former Notre Dame player, is expected to win the World Series. He is a former Notre Dame player who has won the World Series. He is a former Notre Dame player who has won the World Series.

Marlins take advantage of some 'Counselling'

Former Irish star comes up big in 1997 World Series

When his dad got a job with the Milwaukee Brewers as their hitting coach, Counsell decided to go to play for the Milwaukee Braves. He was a former Notre Dame player who had won the World Series. He was a former Notre Dame player who had won the World Series.

Marlins have luck of Irish

Former ND star wins 7th heroes

Marlins manager Jim Leyland gave the Irish a boost when he named Craig Counsell as the team's MVP. Counsell was a former Notre Dame player who had won the World Series. He was a former Notre Dame player who had won the World Series.

Counsell seizes baseball opportunity

Ex-ND star goes from minor leaguer to hero in a year

Craig Counsell was a former Notre Dame player who had won the World Series. He was a former Notre Dame player who had won the World Series. He was a former Notre Dame player who had won the World Series.

Little Heroes

BY E.M. SWIFT

Nellie Fox would have turned 70 years old on Christmas Day. I happen to know that, though I never met the man, the same way I know he won 98 straight games without striking out in 1958. He had 2,663 hits and three home runs in 1958. He was the American League MVP in 1958. He was the Chicago White Sox's only World Series MVP in 1959. He was the Chicago White Sox's only World Series MVP in 1959. He was the Chicago White Sox's only World Series MVP in 1959.

with a pot on all their homes. Somewhere along the way the joy had been wrong from the game. But that fall something happened that brought me back to baseball. All right, I started to follow the fortunes of a 25-year-old second baseman on the Florida Marlins, Craig Counsell, whom I'd met briefly while reporting a story in August. There was something different about this Irish kid who had spent six years in the minors, who, like Fox, hit left, threw right. Also like him behind the runner. He had a good eye, was a smart base runner and understood the little things it took to win.

Those endless Series games? I watched them because of Counsell. And who comes up in the bottom of the ninth of a run? The scrappy kid who'd started the year in Triple A. The one in the 11th, after reaching base on an error, Counsell sprang home with the winning run (twice).

As his teammates leaped joyfully around him, I thought about Nellie Fox.

MOMENT OF A LIFETIME

Craig Counsell on Cloud 9 after helping the Marlins beat the Indians to win the World Series title.

WORLD CHAMPS!

MARLINS

In an 11-inning thriller, the Marlins come from behind to beat Cleveland 3-2 and win their first World Series.

Ranking History

Ranking	Game	Score	Notes
1	Game 1	Marlins 3, Indians 2	First game of the series
2	Game 2	Indians 3, Marlins 2	Marlins take a 1-0 lead
3	Game 3	Marlins 3, Indians 2	Marlins take a 2-0 lead
4	Game 4	Indians 3, Marlins 2	Indians take a 1-1 tie
5	Game 5	Marlins 3, Indians 2	Marlins take a 3-1 lead
6	Game 6	Indians 3, Marlins 2	Indians take a 2-2 tie
7	Game 7	Marlins 3, Indians 2	Marlins take a 4-1 lead
8	Game 8	Indians 3, Marlins 2	Indians take a 3-2 tie
9	Game 9	Marlins 3, Indians 2	Marlins win the series

News Debrief

Marlins' strong in NLCS - The Marlins' strong performance in the NLCS was a key factor in their World Series victory.

Counsell's strong in NLCS - Craig Counsell's strong performance in the NLCS was a key factor in his World Series MVP award.

Marlins' strong in NLCS - The Marlins' strong performance in the NLCS was a key factor in their World Series victory.

Counsell Repeats As World Series Champion With 2001 Arizona Diamondbacks

Craig Counsell's World Series magic continued in 2001, as a member of the Arizona Diamondbacks. Counsell went from being a reserve to serving as one of the driving forces in the team's postseason run. He batted .275 during the 2001 regular season (4 HR, 38 RBI) before earning MVP honors at the National League Championship Series, thanks to his 8-for-21 batting, four RBI and five runs scored versus the Atlanta Braves (he is pictured below with the trophy, seated next to then-Diamondbacks general manager and fellow Notre Dame graduate Joe Garagiola, Jr.). His career-best season included 141 games played at second base, third base and shortstop, and he closed the 2001 regular season by hitting safely in 25 of his final 27 starts. In addition to his NLCS heroics, Counsell opened the World Series by hitting an early solo home run versus the New York Yankees' Mike Mussina, forging a 1-1 tie and launching Arizona to a 9-1 Game 1 victory.

'Unsung hero': For Counsell, past is present
Ex-Marlin sparkplug emerges in postseason again for D'backs



Craig Counsell, the unsung hero of the Arizona Diamondbacks, is back in the spotlight. After a quiet regular season, he has emerged as a key player in the team's postseason run. His performance in the NLCS and the opening of the World Series has earned him MVP honors and a place in the team's history.

PLAYOFF PERFORMANCE In the NLCS, Counsell hit .286 (4-for-14) with 4 runs, 4 hits, and 4 RBIs. In the World Series, he hit .273 (5-for-18) with 1 run, 5 hits, and 4 RBIs.

REGULAR SEASON Counsell finished the 2001 regular season with a .275 batting average, 38 RBIs, and 4 home runs. He played in 141 games, primarily at second base, third base, and shortstop.

Cameo player Counsell in starring role



Craig Counsell, the unsung hero of the Arizona Diamondbacks, is back in the spotlight. After a quiet regular season, he has emerged as a key player in the team's postseason run. His performance in the NLCS and the opening of the World Series has earned him MVP honors and a place in the team's history.

PLAYOFF PERFORMANCE In the NLCS, Counsell hit .286 (4-for-14) with 4 runs, 4 hits, and 4 RBIs. In the World Series, he hit .273 (5-for-18) with 1 run, 5 hits, and 4 RBIs.

REGULAR SEASON Counsell finished the 2001 regular season with a .275 batting average, 38 RBIs, and 4 home runs. He played in 141 games, primarily at second base, third base, and shortstop.

Counsell earns respect, raves



Craig Counsell, the unsung hero of the Arizona Diamondbacks, is back in the spotlight. After a quiet regular season, he has emerged as a key player in the team's postseason run. His performance in the NLCS and the opening of the World Series has earned him MVP honors and a place in the team's history.

PLAYOFF PERFORMANCE In the NLCS, Counsell hit .286 (4-for-14) with 4 runs, 4 hits, and 4 RBIs. In the World Series, he hit .273 (5-for-18) with 1 run, 5 hits, and 4 RBIs.

REGULAR SEASON Counsell finished the 2001 regular season with a .275 batting average, 38 RBIs, and 4 home runs. He played in 141 games, primarily at second base, third base, and shortstop.

'97 Series hero Counsell keeps coming through in clutch for D'backs



Craig Counsell, the unsung hero of the Arizona Diamondbacks, is back in the spotlight. After a quiet regular season, he has emerged as a key player in the team's postseason run. His performance in the NLCS and the opening of the World Series has earned him MVP honors and a place in the team's history.

PLAYOFF PERFORMANCE In the NLCS, Counsell hit .286 (4-for-14) with 4 runs, 4 hits, and 4 RBIs. In the World Series, he hit .273 (5-for-18) with 1 run, 5 hits, and 4 RBIs.

REGULAR SEASON Counsell finished the 2001 regular season with a .275 batting average, 38 RBIs, and 4 home runs. He played in 141 games, primarily at second base, third base, and shortstop.

NFL Midseason report • NBA A teammate's-eye view of MJ's first week back

The Sporting News

SEE A DIFFERENT GAME



How the Diamondbacks derailed destiny's dynasty

SNAKEBIT!

www.sportingnews.com October 13, 2001

100% AUTHENTICITY GUARANTEED

Baseball

Counsell's homer imperils Cards



Craig Counsell's home run in the bottom of the 9th inning of Game 1 of the World Series put the Arizona Diamondbacks in a 1-0 lead over the New York Yankees. The home run was the only run of the game, and it gave the Diamondbacks a 1-0 lead in the series.

Craig Counsell #19


Class of '92 • Ht: 6-0 • Wt: 177 (as senior)
Bats-Throws: L-R • Whitefish Bay, Wis.

INSIDE THE NUMBERS

Captained 1992 Irish to within one game of College World Series (he was named to NCAA all-Atlantic Regional team) • team MVP on 1992 squad that included 14 eventual pro draft picks • still holds Irish career records for walks (166), ranking fifth in games played (236), tied for fifth in total sacrifices (38) and 10th in doubles (50) • followed his father John as only father-son combination to captain the same team sport at Notre Dame • selected in 11th round of the 1992 Major League draft, by the Colorado Rockies.

COUNSELL'S CAREER NOTRE DAME STATISTICS

Year	G/GS	AB	R	H	2B	3B	HR	RBI	BB	SO	SB-A	FLD	AVG
1989	57/49	152	43	44	3	0	0	32	43	27	6-8	.939	.289
1990	56/51	181	42	48	11	0	4	34	29	18	11-14	.904	.265
1991	61/61	208	57	66	14	3	2	37	49	18	7-12	.927	.317
1992	62/62	227	62	77	22	1	12	63	45	19	13-16	.923	.339
Career	236/232	768	204	235	50	4	18	166	166	82	37-50	.923	.306



Brad Lidge Saves the 2008 World Series for the Philadelphia Phillies

Brad Lidge, the man who threw the winning pitch for the Philadelphia Phillies at the 2008 World Series, retired in 2012. He was a two-time All-Star who closed for the Phillies, Houston Astros and the Washington Nationals during his 11-year major league career. Lidge served as the closer for six playoff teams, three pennant winners and one world champion. For his career, he finished with a 3.54 ERA and 225 saves, and a strikeout rate of 11.919, a whisker behind Billy Wagner's 11.982 for the lead among MLB pitchers with at least 600 innings (he had 603). Lidge, who saved 18 more games in the postseason, is best known for helping lead the Phillies to their 2008 World Series title in his first year with the club. He recorded 48 saves in 48 opportunities that season and the final out of the series-deciding Game 5.



2008 WORLD CHAMPIONS

Lidge a proud product of Notre Dame

Brad Lidge takes the ball for the Phillies, but somewhere, the Irish eyes are smiling.

That's because Lidge is one of Notre Dame's own — an alum who once was the Big East Conference pitcher of the year. That was in 1998, when Lidge went 8-2 and recorded 92 strikeouts in 80 1/3 innings, and this year, the Philadelphia closer added the National League's Comeback Player of the Year Award to his resume.

Cheer, cheer for Old Notre Dame, wake up the echoes cheering her name.

The comeback nod for Lidge was well deserved.

In 41 save opportunities in the regular season, Lidge took the ball. On all of those 41 occasions, Lidge received the obligatory handshake from his catcher and extended his consecutive-saves streak to 44 with three saves carried over from last season with the Astros.

Lidge will need a season in 2009 similar to this one to match Eric Gagne's 84 consecutive-saves streak that ended in 2004.

Lidge notched 19 saves but blew eight opportunities last season in Houston, but he erased all the bad memories in 2008.

"I never lost confidence in myself, no matter what the years were like or the results," Lidge said. "I always felt I was going to come back and pitch to the best of my ability."

Phillies fans like those in Houston before them may be able to quickly point out that Lidge has pressed the issue, but accepting defeat on the mound, this season anyway, has been an alien concept, and Lidge would like that to continue.

Said a volley cheer on high, shake down the thunder from the sky!

The right-hander is making his third trip to the postseason and would like to make a return trip to the World Series. Lidge made two relief appearances for Houston in 2005, and took a pair of losses, as the White Sox swept the Astros to take the title.

Lidge allowed a walk-off homer to Scott Podsednik in Game 2 in that series and an RBI single to Jermaine Dye, which produced the lone run in the Game 4 clincher.

What though the odds be great or small, old Notre Dame still win over all.

The move to Philadelphia has changed the fortunes for Lidge, who was born in Sacramento, Calif. He attended Cherry Creek High School near Denver before moving on to Notre Dame.

There were five former Notre Dame players to play on winning World Series teams, and Lidge joined that list. The last was Craig Counsell, who earned rings with the Marlins in 1997 and again in 2001 with the Diamondbacks.

The others were Cubs right-hander Ed Reulbach (1907-08), Red Sox pinch-hitter Jean Dubuc (1918), Tigers first baseman John McHale (1945) and Phillies right-hander Ron Reed (1980).

A couple of years ago, Lidge made the pilgrimage to the campus after the Fighting Irish had reached the NCAA's.

"It was awesome," Lidge told MLB.com. "It was nice to meet the next generation, which makes me sound old. It was good to go back in the clubhouse. Things haven't changed that much."

While her loyal sons are marching, onward to victory!

Mike Scarr is a reporter for MLB.com.



Brad Lidge

#20

Class of '98 • Ht: 6-3 • Wt: 200 (as junior)
Bats/Throws: R-R • Englewood, Colo.

INSIDE THE NUMBERS

Award-winning Notre Dame pitcher who helped the Philadelphia Phillies (18) win World Series • recorded first out and save in game 5 of World Series, clinching victory over Tampa Bay • finished the postseason a perfect 7-0-7 in save opportunities • went 41-of-41 in save chances during the regular season • selected to Major League Baseball All-Star game in final season at Yankee Stadium • awarded MLB National League Comeback Player of the Year • ranked as one of MLB's top rookies in '03 for Houston Astros before setting the NL record for strikeouts by a reliever in 1994 • drafted by the San Francisco Giants in the 42nd round of the '95 MLB Draft (6th round sign) • developed into the highest-ranked draft pick in 25 years • called out for highest drafted player ever named '98 NL EAST pitcher of the Year • has 93 strikeouts shared for the conference league and were tied for second-most in school history at the time • selected in the 1st round of the 1992 Major League draft, by Houston with the 17th overall pick.

Year	G/GS	IP	H	R	ER	BB	K	WP	HR	AVG	W-L	SV	ERA
1996	7/0	11.2	8	7	7	11	10	3	2	.280	1-0	1	5.40
1997	8/7	37.2	41	36	26	22	49	5	6	.275	4-3	0	6.31
1998	16/15	80.1	72	41	37	39	93	2	9	.240	8-2	0	4.15
Career	31/22	129.2	121	84	70	72	143	10	17	.247	13-5	1	4.86

PHOTO: JEFF HAMILTON/PHILADELPHIA PHILLIES



All-Time Roster


A						
No.	Name	Years	Pos.	Hometown/Previous Team	Ht./Wt.	Career Statistics
	*Abbatiello, Jimmy	1976-77	2B/1B	Long Island, NY/St. Dominic HS	5-11/175	172 AB, 238, 0 HR, 12 RBI
	Abbott, Bernard	1927	P	Berkeley, CA		5-2 record
33	Adams, Ty	2010-11	OF	Indianapolis, IN/Brebeuf Jesuit	6-6/225	20 AB, 150, 0 HR, 1 RBI
	Alderman, Dallas	1904	P	Goshen, IN		5-2 record
23	Allen, Craig	1994-96	RHP	Franklin, KY/Franklin-Simpson HS	6-2/195	154-0 IP, 5.38 ERA, 9-5 (1), 76 K
1	*Allen, Tom	1989	OF/DH	Council Bluffs, IA/Dowling HS	5-8/160	63 AB, 254, 1 HR, 10 RBI
	Allison, William	1917	C/OF	Georgetown, TX	6-1/180	
26	Ambley, Timothy	1981-82	C/1B	Cary, IL/Cary Grove HS	6-2/210	141 AB, 255, 1 HR, 19 RBI
12	Amrhein, Mike	1994-97	IF/OF/C	Oak Park, IL/Oak Park River Forest HS	6-2/200	745 AB, 361, 37 HR, 202 RBI
36	*Andres, Steve	2003-06	LF/DH/C	Napa, CA/Justin Siena HS	5-10/200	385 AB, 268, 17 HR, 86 RBI
	Andres, William	1916-18	C	Bridgeport, CT	5-10/175	
	Anson, George	1895	1B	Merrill, WI		
	Arboit, Ennio	1936-38	P/OF	Oglesby, IL/St. Bede's Academy	5-11/180	13-4 record
30	Armen, Bob	1967-69	RHP	St. Thomas, KY/St. Xavier HS	6-5/205	106.1 IP, 3.30 ERA, 6-3 (0), 75 K
	Antoine, Lawrence	1903-04	C	South Monauk, IL		
	Armfield, Fremont	1911-12	OF	Elgin, IL		
12	Ashdown, Brayden	2007-10	OF	Tucson, AZ/Catalina Foothills HS	6-1/180	341 AB, 261, 7 HR, 39 RBI, 4 SB
	Askew, Haskell	1930-31	2B/SS	Oklahoma City, OK		
49	Axford, John	2002-03	RHP	Port Dover, ONT/Assumption College HS	6-5/180	144.2 IP, 4.28 ERA, 14-6 (0), 137 K
B						
	*Bader, Bob	1977-78	OF	Lakewood, OH	5-11/175	157 AB, 197, 3 HR, 22 RBI
	Bader, Clarence	1918-19	P	Whiting, IN		
	Bahan, Leonard	1918-19	1B	Somerset, KY	5-9/160	
41	Balicki, Mike	1995-97	RHP	Santa Margarita, CA/Santa Margarita HS	6-2/195	90.2 IP, 4.57, 9-2 (2), 56 K
20	Barnes, Jeremy	2006-09	2B	Garland, TX/South Garland HS	5-10/190	856 AB, 305, 49 2B, 26 HR, 197 RBI
	Barrett, Jack	1944-46	P	Louisville, KY	6-0/160	13-10 record
2	Barrows, Joseph	1981	SS/2B	Wabash, IN/Wabash HS	5-9/160	54 AB, 222, 0 HR, 11 RBI
	Barry, Norm	1919-21	P	Chicago, IL/Fenwick HS	5-10/170	
	Bartish, Dave	1978-80	IF	Cincinnati, OH/St. Xavier HS	6-0/165	250 AB, 312, 1 HR, 42 RBI
28	Bartlett, Bob	1979-81	RHP	Shaker Heights, OH/Shaker Heights HS	5-10/170	
3	Bautch, Dan	1990-92	OF	Houston, TX/Stratford HS	5-11/165	422 AB, 284, 2 HR, 46 RBI, 68 SB
	*Beach, Joe	1934-35	LHP/OF	New Orleans, LA/Holy Cross HS	5-11/175	5-1 record
	Becker, Alphonse	1899	OF	Adrian, MN		
	Behe, Francis	1939	OF	Altoona, PA		
14	Bentley, Bob	1965-67	RHP	Clinton, IA/St. Mary's HS	6-3/190	75.1 IP, 5.38 ERA, 3-8, 68 K
	Berger, Alvin	1912-14	P	Howe, IN	6-0/170	7-7 record
	Bergman, Alfred	1914-15	SS/OF/P	Peru, IN/Peru HS	5-7/155	
	Bergman, Joseph	1923	OF/P	Peru, IN/Peru HS	5-8/170	
	Bertelli, Angelo	1943	C/1B	West Springfield, MA/Cathedral HS	6-1/170	
24	Bertucci, Rico	2004	RHP	Belleville, IL/St. Louis University HS	6-0/170	14.1 IP, 1.88 ERA, 1-0, 11 K
	Besser, Paul	1955	RHP	Buffalo, NY/Neumann HS	6-3/200	21.2 IP, 0-1, 17 K
	Besten, Elmer	1925-27	P/OF	Davenport, IA		11-14 record
33	Bickford, Scott	2005	LHP	Owings, MD/Northern HS	6-5/170	40.0 IP, 4.28 ERA, 4-1 (1), 37 K
	*Biggio, Conor	2012	OF	Houston, TX/St. Thomas Aquinas HS	5-9/150	56 AB, 214, 2 2B, 9 RBI, 7 SB
8	Billmaier, Kris	2000-03	OF	Woodville, WA/Woodville HS	5-10/205	731 AB, 271, 15 HR, 140 RBI
	*Binkiewicz, Joe	1989-92	1B/LHP	Wintersville, OH/Wintersville HS	6-4/225	671 AB, 334, 33 HR, 176 RBI; 49.1 IP, 3.10 ERA, 6-1 (0), 27 K
	Birk, Robby	1992-94	UTIL	Louisville, KY/St. Xavier HS	6-0/165	204 AB, 250, 2 HR, 40 RBI
	Blievemich, Jerome	1920-22	C	Elmhurst, IL		
12	Blythe, Thomas	1964-66	SS	Koppel, PA	5-10/165	340 AB, 241, 7 HR, 53 RBI
	Bobinski, Mike	1978-79	RHP	Yaphank, NY/Longwood HS	6-0/180	76.1 IP, 4.24 ERA, 4-8 (0), 45 K
	*Bobowski, Stan	1975, 77	CF	Arlington Hts., IL/St. Viator HS	6-0/185	228 AB, 259, 4 HR, 33 RBI
9	*Bok, Matt	2000-02	DH/OF/C	Akron, OH/Wal Jesuit HS/Georgetown	5-10/190	462 AB, 290, 6 HR, 85 RBI
	Boland, James	1918	P	Lansing, MI		0-1 record
	Boland, Tom	1949-51	C	Columbus, OH/Aquinas HS	6-4/200	165 AB, 291, 0 HR, 26 RBI
	Bonham, Edwin	1906-08	OF	Painted Post, NY		
17	Bookford, Billy	2007-10	OF	Glen Ellyn, IL/Glenbard West HS	6-1/195	290 AB, 276, 13 2B, 3 HR, 51 RBI
	*Borowski, Chuck	1936-38	OF	South Bend, IN/Central HS		
	Bothwick, Thomas	1909	OF	Joliet, IL		
	Boyle, Hugh	1907	IF	Darlington, WI		
	Bradford, John	1937-38	2B	Washington, DC		
12	Bransfield, Matt	2003-06	OF/DH/C	Englewood, CO/Cherry Creek HS	6-1/200	577 AB, 317, 18 HR, 129 RBI
27	Braun, Roger	1953	LF	Athens, WI	6-0/190	101 AB, 347, 1 HR, 30 RBI
	Bray, James	1928-29	2B/OF	Kansas City, MO/St. Peter's Prep	5-11/165	
	Brennan, Michael	1960-61	LHP	Rensselaer, NY	6-1/185	30 AB, 133, 0 HR, 2 RBI
24	Bretting, Henry	1956	RHP	Ashland, WI	6-2/175	12.2 IP, 2-1, 8 K
7	*Brezovsky, Ross	2005-08	IF/OF	Naples, FL/Gollier HS	5-9/180	788 AB, 289, 11 HR, 130 RBI
5	*Brock, J.J.	1995-98	IF	Colorado Springs, CO/Air Academy HS	5-11/175	860 AB, 316, 21 HR, 174 RBI
	Broemmel, Robert "Bo"	1959	RF	Quincy, IL/Notre Dame HS	6-2/180	35 AB, 314, 0 HR, 6 RBI
	Brogan, John	1906-08	3B	Thedales, OR		
1	Brown, Randall	1995-97	2B/CF	Hazel Crest, IL/Hillcrest HS	5-11/180	640 AB, 364, 9 HR, 121 RBI
	Browne, Robert	1895-97, '99	IF/C	Blencoe, IA		



Ennio Arboit captained the 1937 team while helping the Irish post a 38-12 record from 1936-38 (13-4 career record).



Bob Armen — one of three Notre Dame student-athletes ever named Academic All-America three times (as a basketball player) — led the '67 staff with a 2.34 ERA.




Dan Bautch ranks sixth in Notre Dame history with 68 stolen bases, including 29 (eighth in school history) on an aggressive 1990 team that totaled 117 SBs.




Tom Bujowski ranks 10th in Irish history with 206 career strikeouts and is one of four since 1952 who have led the Irish staff in strikeouts three times (64 in 1952, 67 in '56 and 75 in '57).


No.	Name	Years	Pos.	Hometown/Previous Team	Ht./Wt.	Career Statistics
16	Brutvan, Bill	1960-62	CF	Johnson City, NY	5-11/185	224 AB, .295, 5 HR, 32 RBI
3	Buchmeier, Matt	1999-2002	RHP	Greenwood, IN/Roncalli HS	6-0/195	120.1 IP, 4.64 ERA, 5-3 (5), 147 K
11	Bujnowski, Tom	1952, '56-'57	RHP	Bayonne, NJ/St. Benedict's Prep	5-11/170	207 K thrown; 132 AB, .197
19	#Bull, Ryan	2012	OF	Eden Prairie, MN/Eden Prairie HS	6-2/210	184 AB, .250, 8 2B, HR, 19 RBI
	Bunker, Richard	1955	LHP	Norwood, MA		51.0 IP, 3-4, 60 K
	Burke, Bill	1909	LHP	Worcester, PA	5-10/165	5-2 record
	Burke, Ernest	1915	1B/OF	Indianapolis, IN		
	Burns, Raymond	1905	P	Pittsburgh, PA		2-4 record
12	*Bushey, Andrew	1999-2002	3B/C	Boardman, OH/Cardinal Mooney HS	5-10/190	777 AB, .304, 11 HR, 135 RBI
C						
	Callahan, Edward	1894	RF	Omaha, NE		
	Callahan, Thomas	1941	OF	Stamford, CT		
3	*Cameron, Jim	1982	OF	Spring Lake, MI/Grand Haven HS	5-9/160	95 AB, .242, 1 HR, 19 RBI
	Campagna, Joseph	1941	3B	Berwyn, IL		
	Campbell, Arthur	1895	OF	San Francisco, CA		
	Campbell, Jack	1947-49	LHP	Lowell, MA	6-1/175	10-7 record
	Campbell, Michael R.	1895-96	C	Tillahoma, TN		
30	Capozzi, Angelo	1954	LHP	Syracuse, NY		48.0 IP, 4-2, 31 K
14	Cassey, Jim	1955-57	SS	Mt. Vernon, NY/A.B. Davis HS	5-7/165	236 AB, .254, 0 HR, 31 RBI
	Carlin, Jim	1942-43	3B	Trenton, NJ/Trenton Catholic HS	5-10/150	
13	Carlin, Mike	1998-2001	RHP	Manhattan, KS/Manhattan HS	6-5/215	34.2 IP, 5.19 ERA, 1-1, 19 K
	Carlin, Tom	1943	2B	Trenton, NJ/Trenton Catholic HS	5-11/175	
29	Carlson, Garrett	1995	P	Spokane, WA/North Central HS	6-1/192	34 IP, 7.68 ERA, 0-1, 31 K
	Carmody, Arthur	1912	OF	Shreveport, LA		
	Carmody, Francis	1915	2B	Shreveport, LA		
	Carney, Mark	1977	LHP	Elmhurst, IL	6-3/180	27.0 IP, 5.00 ERA, 2-2 (0), 18 K
14	*Carpin, Frank	1958	LHP/OF	Richmond, VA/Benedictine HS	5-10/170	72.2 IP, 3.22 ERA, 6-2, 102 K
	Carson, James	1937	1B	Indianapolis, IN/Cathedral HS	5-9/165	
31	Carretta, John	1958-60	1B	Arlington, VA	6-3/205	257 AB, .276, 5 HR, 62 RBI
	Cartier, Dezera	1892	2B	Ludington, MI		
	Caruso, Thomas	1978-79	IF	Kenmore, NY/Kenmore West HS	5-10/170	203 AB, .271, 1 HR, 17 RBI
44	Cassey, David	2009-11	1B	Whitefish Bay, WI/Whitefish Bay HS	6-4/235	211 AB, .261, 11 2B, 3 HR, 39 RBI
	Casner, Paul	1921-23	LHP/OF	St. Paul, MN/St. Thomas Military Acad.	5-11/187	14-7 record
21	Cavey, Scott	1997-2000	RHP	Omaha, NE/Creighton Prep	6-5/200	165.0 IP, 4.20 ERA, 15-4, 138 K
20	Cavey, Dave	1966-68	LHP	Rochester, NY	6-3/180	113.2 IP, 3.40 ERA, 9-4, 114 K
	Centileire, Carl	1908	OF	Fort Wayne, IN		
11	Chase, Tommy	2009, '11-'12	INF	Cohasset, MA/Boston College HS	5-10/175	121 AB, .198, 2 2B, 8 RBI, 2 SB
39	Chenail, Kevin	1985-88	RHP	North Adams, MA/Drury HS	6-4/200	211.0 IP, 4.48, 13-13 (1), 96 K
	Chlebeck, Andrew	1940-42	OF	St. Paul, MN/St. Thomas Military Academy	6-0/190	
10	*Chryst, Rick	1981-83	OF/IF	Platteville, WI/Madison Edgewood HS	6-0/165	421 AB, .318, 8 HR, 66 RBI
	Cianchetti, Robert	1944	2B/C	Brooklyn, NY/Lafayette HS	5-7/140	
	Ciszczon, Frank	1944	2B	East Chicago, IN/Cathedral Central HS	6-0/165	
23	*Clark, David	1983-85	C	Mitchellville, MD/DeMatha HS	6-2/185	333 AB, .231, 5 HR, 61 RBI
	Cleary, Bob	1977	3B	Birmingham, MI/Brother Rice HS	5-8/145	140 AB, .207, 0 HR, 11 RBI
6	*Clemens, Peter	1974	CF	Tell City, IN/Tell City HS	5-10/165	91 AB, .264, 2 HR, 11 RBI
	Clementz, Mark	1982-84	LHP	Elkhart, IN/Elkhart Central HS	6-0/170	179.0 IP, 2.97, 14-9 (3), 106 K
17	Clevenger, Kasey	1993	OF	Marion, IN/Marion HS	5-11/186	11 AB, .000, 0 HR, 0 RBI
	Cociti, Tom	1948	C	Rochester, NY	5-5/190	
27	Coffey, Mike	1988-90	RHP	West Sand Lake, NY/Christian Brothers	6-3/195	158.0 IP, 4.50, 16-5 (12), 109 K
18	Coleman, Patrick	1973-75	3B	Anoka, MN/Benilde HS	5-11/180	228 AB, .329, 0 HR, 36 RBI
	*Colloton, Dick	1952-54	2B	Mason City, IA/St. Joseph HS	5-11/160	277 AB, .300, 2 HR, 34 RBI
	Colrick, John	1927-29	1B	Newark, NJ/St. Benedict's Prep	6-2/190	
	Combs, Joseph	1892	1F	Brownsville, TX		
26	Combs, Arthur	1972	RHP	Yorktown Hts, NY	6-0/175	8 IP, 9.00 ERA, 0-1 (0), 3 K
	Conlin, Thomas	1982-84	RHP	Mt. Prospect, IL/John Hersey HS	6-0/170	98.0 IP, 4.41 ERA, 8-8 (4), 65 K
36	Connaughton, Pat	2012	RHP	Arlington, MA/St. John's Prep HS	6-5/05	38.2 IP, 3.49 ERA, 4-4 (0), 36 K
	Connelly, Eugene	1909-11	3B	Malden, MA		
	Conners, Benny	1919-20	OF	Chicago, IL		
10	Connelly, Ryan	2007, '09	LF	Binghamton, NY/Binghamton HS	5-11/190	353 AB, .300, 28 2B, 15 HR, 67 RBI
30	Conners, John	1957	RHP	LaGrange, IL	6-1/185	22.2 IP, 4.37 ERA, 2-4, 25 K
18	Conroy, Tom	1982	LHP	Staten Island, NY/Farrell HS	6-2/190	9.1 IP, 4.82 ERA, 0-0 (0), 8 K
24	Conway, Brian	1989	LHP	Indianapolis, IN/Cathedral HS	6-2/185	71.1 IP, 5.55 ERA, 5-4 (0), 31 K
	Cook, Arthur	1905	C	Brooklyn, NY		
14	*Cooke, Ben	1998-2001	IF/OF	Bay Village, OH/St. Ignatius HS	5-9/175	421 AB, .274, 1 HR, 39 RBI
	*Cooper, Alan	1962-63	RHP/IF	Buffalo, NY/Canisius HS	5-9/155	63 IP, 3.86 ERA, 4-3, 58 K; 51 AB, .235, 0 HR, 4 RBI
9	Cooper, Craig	2003-06	OF/1B	Plaineview, NY/Chaminade HS	6-1/210	734 AB, .361, 26 HR, 162 RBI
24	Corbin, John	1998-2000	RHP	Hollywood, FL/Hollywood Hills HS	6-3/200	114.1 IP, 4.64 ERA, 13-7 (20), 112 K
	Corcoran, Charles	1915-16	2B	Joliet, IL		
	Corcoran, James	1938	OF	Washington, D.C.		
	*Corrao, Andy	1954	OF	Milwaukee, WI/Lincoln HS	5-11/155	50 AB, .200, 0 HR, 3 RBI
6	*Coss, Mike	1988-91	SS	Bridgeport, OH/Linsly HS	5-10/190	687 AB, .268, 5 HR, 104 RBI
29	Costa, Donald	1959	LF	Ellwood City, PA	5-11/200	48 AB, .229, 0 HR, 7 RBI




Frank Carpin set the Irish record for strikeouts in a game (19) en route to a then-ND record 102 strikeouts in the 1958 season.



Tom Caruso did not strike out during the 1979 season (87 at bats), as a member of an offense that totaled just 111 strikeouts over the entire season.



John Corbin ('97-'00) set Notre Dame records for saves in a season (11, now fifth) and saves in a career (20, now 3rd).



Tom Cuggino ('66-'68) ended his career ranked fourth on the Notre Dame career ERA list (2.93).

All-Time Roster

No.	Name	Years	Pos.	Hometown/Previous Team	Ht./Wt.	Career Statistics
	Costello, Albert	1933-35	OF	Akron, OH/North HS		
13	*Costigan, Dave	1951-53	3B/OF	Bloomington, IL/Trinity HS	5-10/161	187 AB, 246, 0 HR, 17 RBI
19	#Counsell, Craig	1989-92	3B/SS	Whitefish Bay, WI/Whitefish Bay HS	6-0/177	768 AB, 306, 18 HR, 166 RBI
23	*Counsell, John	1962-64	RF	Oconomowoc, WI/Oconomowoc HS	5-11/180	272 AB, 290, 6 HR, 44 RBI
	Crane, Hubert	1939-40	OF/2B	North Hampton, MA		
	Creevey, John	1943/47-48	OF/RHP	Clawson, MI/Clawson HS	6-2/215	4-4 record
	Crimmins, Bernard	1940-42	C	Louisville, KY/St. Xavier HS	5-11/185	
	Crimmins, Charles	1941	IF	Watertown, NY		
17	Cross, James	1983, '85-'86	RHP	Royal Oak, MI/Shrine HS	6-0/185	129.1 IP, 5.50 ERA, 6-12 (3), 50 K
	Crowley, Francis	1924-26	3B/OF	Chicago, IL		
25	Cuggino, Tom	1966-68	RHP	Bronx, NY/Mount St. Michael HS	6-4/210	156.2 IP, 2.93 ERA, 10-7, 127 K
	Cummings, Leo	1931-32	1B/OF	Seattle, WA		
	Cunha, Daniel	1933-35	SS	St. Petersburg, FL		
	Cunningham, John	1950-51	OF/3B	East St. Louis, IL	5-11/180	138 AB, 217, 1 HR, 17 RBI
	Curtin, Egbert	1923	C	Farmans, MA		
	Curtis, Harry	1907	C	Newbury Port, MA	5-10/170	
26	Cusack, James	1955-57	1B	Peoria, IL/Spalding Institute	6-1/185	263 AB, 308, 3 HR, 43 RBI
	Cutshaw, George	1908	2B	Newburyport, MA	5-9/160	

D


	Dalton, James	1954	LHP	Minneapolis, MN	5-11/160	39.0 IP, 1-3, 16 K
	Daly, Charles	1900	2B	Patterson, NJ	5-7/140	
	Daly, Michael	1896-98	OF	New Brunswick, NJ		
22	Danapilis, Eric	1990-93	RF/RHP	St. Joseph, MI/St. Joseph HS	6-2/220	729 AB, 405, 29 HR, 221 RBI; 23 IP, 5.87 ERA, 2-1 (3), 17 K 30.1 IP, 5.64 ERA, 0-1 (0), 24 K
22	Danieli, Evan	2008-09	RHP	East Hanover, NJ/Seton Hall Prep	6-7/230	
	Daniels, Bert	1908-09	1B	Joliet, IL	5-9/180	
	Darwin, Oscar	1917	P	Minocque, WI		
	Davis, Pat	1996, '98	LHP	San Antonio, TX/Texas Military Inst.	6-4/225	34.1 IP, 6.03 ERA, 0-0 (0), 31 K 1-1 record
	Dawes, Joseph	1925	P	Ft. Leavenworth, KS		
	*Deasey, John	1982-83	IF/OF	Edina, MN/Edina West	6-0/175	53 AB, 170, 0 HR, 8 RBI
23	Deasey, Michael	1978-81	RHP	Edina, MN/Edina West	6-3/195	186.2 IP, 3.86 ERA, 19-7 (0), 96 K
19	Dee, Jim	1982-84	3B/IF	Chicago Heights, IL/Marian Catholic	5-9/175	89 AB, 236, 1 HR, 19 RBI
	Defacci, Dave	1975-78	C/OF	Richton Park, IL/Rice Central HS	5-10/170	
50	DeGraf, Craig	1993-94	RHP	South Bend, IN/St. Joseph's HS	6-3/205	53.1 IP, 4.39 ERA, 9-1, 41 K
13	DeSensi, Michael	1992-95	1B/3B	Louisville, KY/Trinity HS	6-0/192	546 AB, 313, 18 HR, 132 RBI
35	DeSica, Frank	2010-12	2B	Cleveland, OH/St. Ignatius HS	5-10/185	623 AB, 294, 20 2B, HR, 59 RBI, 30 SB
	DeSilva, Mark	1981	C	Greenlawn, NY/John Glenn HS	6-1/185	1 AB, 000, 0 HR, 0 RBI
	Dilley, James	1930	P	Newark, NJ		4-2 record
20	Dingle, Phil	1982-83	C/OF	Tampa, FL/Jesuit HS	6-0/180	204 AB, 240, 3 HR, 33 RBI
	Doar, James	1903	C	Cumberland, WI	5-11/185	
	Dobosh, Joseph	1984-85	RHP	Brookfield, OH/Brookfield HS	6-6/220	135.0 IP, 6.20 ERA, 5-14 (3), 75 K
	Doemel, Dave	1975	C	Cohoes, NY/Christian Brothers HS	5-11/168	25 AB, 280, 0 HR, 4 RBI
	Dohan, Joseph	1902	P	Cincinnati, OH		4-2 record
47	Doherty, Ryan	2003-05	RHP	Toms River, NJ/Toms River East HS	7-1/220	98.1 IP, 2.84 ERA, 8-4 (20), 134 K
	Dolan, William	1912-13	OF	St. Louis, MO		
	Donahue, Matthew	1898-1901	CF	Wilmington, IL		
11	Donnelly, Phil	1961-62	LHP	Albany, NY	5-9/195	112.2 IP, 2.64 ERA, 8-5, 67 K
	Donohoe, Edward	1928	OF	Cincinnati, OH		
	Donovan, William	1920	C	Chicago, IL		
4	Dorning, Michael	1983-85	C	Claremont, CA/LaVerne Damien HS	5-9/150	287 AB, 275, 2 HR, 38 RBI
	Doyle, Lawrence	1937-39	1B	Morristown, NJ		
26	Doyle, Mick	2008-11	INF	LaGrange Park, IL/Benet Academy	6-1/200	566 AB, 254, 35 2B, 9 HR, 74 RBI, 15 SB
9	Dreveline, J. P.	1999	C	Arlington Heights, IL/John Hersey HS	5-11/190	35 AB, 229, 0 HR, 4 RBI
	Drewes, Henry	1900	C	Des Plaines, IL		4-0 record
6	*Dressman, Danny	2004-07	OF	San Jose, CA/Archbishop Mitty HS	5-8/180	566 AB, 299, 0 HR, 90 RBI
	DuBois, Leo	1917	C	Oklahoma		
	Dubuc, Jean	1907-08	P/OF	Waterbury, CT	5-10/185	13-2 record
	Dudley, Ambrose "Bud"	1942	P	Philadelphia, PA/St. Joseph Prep	5-10/185	
5	Drew, David	1999-2002	RHP	Sevierville, TN/Sevier County HS	5-11/190	135.1 IP, 5.65 ERA, 12-4 (3), 114 K
12	*Duffy, Gene	1957-59	CF	Davenport, IA/St. Ambrose HS	5-6/155	290 AB, 338, 8 HR, 56 RBI
	Duggan, Edward	1913-15	OF	Greenwood, IN	6-0/195	
	Duggan, James	1901	OF	Crestlin, IA		
	Dunn, Louis	1933-35	1B	Springfield, MA		
	Dunne, Bert	1924-25	OF	San Francisco, CA		
6	Dupra, Brian	2008-11	RHP	Rochester, NY/Greece Athena HS	6-3/200	315.2 IP, 5.30 ERA, 16-20 (1), 224 K
	*Durkin, Harry	1951-52	SS/3B	Newark, NJ	5-10/165	175 AB, 269, 5 HR, 33 RBI
44	#Dury, Mike	2004-07	LHP/1B	Indianapolis, IN/Bishop Chatard HS	6-5/240	81.2 IP, 2.20 ERA, 6-1 (3), 53 K; 270 AB, 237, 13 HR, 52 RBI

E

17	Ebert, John	1982	LHP	Dallas, TX/Marion (OH) Catholic HS	6-3/175	35.0 IP, 6.43 ERA, 3-2 (0), 21 K 11-4 record
	Edgren, Paul	1916-17	P	South Bend, IN		
14	Edwards, Matt	2002-05	3B/1B	Mechanicsville, VA/Lee-Davis HS	6-2/195	708 AB, 345, 34 HR, 195 RBI
28	*Eich, Richard	1970-72	LHP	Little Falls, MN	6-3/190	




Pat Davis ('98) - a baseball coach at Texas Military Institute - and father Ben have coordinated the Irish Baseball Classic in San Antonio.



Craig DeSensi ('92-'95) played in 200 career games, becoming the eighth Irish player to reach that milestone (he also had a .313 career batting average).



Phil Donnelly led the 1962 staff with a 1.27 ERA (2.64 career), with those respective marks currently fourth and seventh in the Notre Dame record book.




Paul Faila, who earned all-NCAA East Regional honors on a 1994 team that went 46-16, also served as a backup quarterback with the Irish football team.

No.	Name	Years	Pos.	Hometown/Previous Team	Ht./Wt.	Career Statistics
15	Eilers, Pat	1989	OF	St. Paul, MN/St. Thomas HS	5-11/198	75 AB, 307, 0 HR, 11 RBI
24	*Elam, Sam	2006-07, '09	LHP	Mesquite, TX/Poteet HS	6-3/220	76.1 IP, 4.83 ERA, 1-3 (1), 84 K
	Ellis, Rex	1938-40	P	Greens Fork, IN/Greens Fork HS	6-3/185	7-7 record
	Elward, Allen	1915-16	OF	Lawrence, MA		
F						
5	#Failla, Paul	1992-94	SS/3B	Sewickley, PA/North Allegheny HS	6-2/195	610 AB, 303, 7 HR, 106 RBI
	Falvey, Richard	1921-23	P	Winamac, IN		17-10 record
25	Fanning, Kevin	1974	RHP	Milton, MA/Milton HS	6-4/230	57.2 IP, 3.75 ERA, 3-7 (0), 29 K
	Farabaugh, Gallitzen	1906-07	1B	Loretto, PA		
	Farley, John	1899-1902	OF	Patterson, NJ	5-9/160	
	Farrell, Charles	1939-41		Okmugee, OK		
4	Farrell, Dick	1952-53	C	Bronx, NY/Mount Saint Michael HS	5-9/170	40 AB, 150, 0 HR, 3 RBI
	Farrell, Simon	1911-14	1B	Joliet, IL		
	Farrell, Thomas	1924-25	OF	East Orange, NJ	5-11/165	
	Feehery, Edward	1927-28	P/OF	Chicago, IL		
16	Fenzel, Jeff	1997-2000	1B/OF	Ellicott City, MD/Mount St. Joseph HS	6-5/190	792 AB, 311, 23 HR, 155 RBI
	Fenzel, Jerry	1970-71	RHP	Baltimore, MD	5-10/170	20.2 IP, 8.71 ERA, 2-3 (0), 14 K
	*Ferryman, Jean	1951	OF/LHP	Omaha, NE/Creighton Prep	6-0/185	33 AB, 303, 0 HR, 2 RBI
5	Fiaschi, Frank	1976-77	IF	Mountaintop, PA/Bishop O'Reilly HS	5-11/170	254 AB, 343, 1 HR, 36 RBI
21	Finnegan, Frank	1958-60	RF	Peoria, IL	6-0/185	
	Fischer, Bob	1941-42	P	Wauwatosa, WI		3-6 record
	Fish, James	1911	C	Boston, MA		
17	Fitz, Robert	1987	RHP	Lexington, KY/Henry Clay HS	6-2/160	35.1 IP, 6.11 ERA, 2-1 (0), 16 K
	Fitzgerald, William	1920-21	1B/3B	Chicago, IL		
18	Fitzgerald, Sean	2011-12	RHP	McLean, VA/McLean HS	6-2/165	102.0 IP, 3.44 ERA, 8-5 (5), 79 K
	Fitzgibbon, James	1892	1B	Newark, OH		
12	Fitzmaurice, Shaun	1963-64	OF	Wellesley, MA	5-10/170	248 AB, 355, 9 HR, 55 RBI
4	*Flanagan, John	1988	OF	Chicago, IL/St. Rita HS	5-8/160	33 AB, .061, 0 HR, 2 RBI
	Flannigan, John	1894	1B	Minneapolis, MN		
	Fleet, William	1901	P	North Anderson, IN		
	Fleming, Charles	1897-1900	LF	Detroit, MI		1-0 record
23	Flynn, Chris	1987	C	Bayonne, NJ/Marist HS	6-2/215	353 AB, 292, 17 HR, 83 RBI
	Foley, Charles	1921-22	P	Burns, OR		2-2 record
	Foley, Dani	1923	2B	Fl. Leavenworth, KS		
	Foley, James	1910	SS	Millford, MA		
	Follen, Peter	1897-1900	OF	Lafayette, IN		0-1 record
	Francis, Harry	1929		Ardmore, PA		
	Fromhart, Wally	1934-35	3B	Moundsville, WV/Moundsville HS	5-11/185	
4	#Frye, Todd	1997-98	IF	Aledo, IL/Aledo HS	5-11/170	322 AB, 273, 0 HR, 33 RBI
	Fuentes, Javier	1994	IF	Austin, TX/Travis HS	6-1/175	40 AB, 375, 0 HR, 7 RBI
	Funk, Arthur	1895	P	Denver, CO		0-1 record
17	Furlong, Nick	1968-69	RHP	Pelham, NY/Iona Prep	6-1/200	96.1 IP, 3.36, 6-6, 98 RBI
G						
	Gaberik, Dick	1952-54	C	Berwyn, IL	5-11/150	161 AB, 255, 0 HR, 20 RBI
	Gage, Roy	1902	2B	North Branch, MI		
46	Gagne, J.P.	2000-03	RHP	Bloomington, MN/Cretin-Derham Hall HS	6-0/205	298 IP, 3.90 ERA, 25-16 (19), 205 K
	Galloway, Mike	1975-77	OF	Cocoa Beach, FL/Cocoa Beach HS	6-0/170	320 AB, 316, 1 HR, 52 RBI
	Garofalo, Emil	1948-49	OF	Fairfield, CT	6-0/170	
	Garvey, Arthur	1921	C/OF	Holyoke, MA	6-1/215	
11	*Gaston, Sean	2004-06, '08	C	Brownsburg, IN/Brownsburg HS	6-0/195	551 AB, 301, 2 HR, 96 RBI
	Gaul, Frank	1934-36	C	Waterville, ME/Waterville HS	5-10/165	
15	Gazdayka, Walt	1966	1B	Fairlawn, NJ	6-0/165	66 AB, .163, 8 HR, 16 RBI
	Gehring, Joe	1946		Gretna, LA		
23	Geneser, Joe	1958	SS	Granger, IA/Assumption HS	6-0/165	97 AB, 299, 0 HR, 14 RBI
32	Gentempo, Jack	1959-61	IF	Union, NJ	5-10/175	273 AB, 319, 0 HR, 36 RBI
	Geoghagan, Marty	1903-04	IF	Lockport, NY		
	Ghigliotti, Edward	1943	2B	Staten Island, NY		
15	Giarratano, Bob	1957	RF	Great Neck, NY/Great Neck HS	5-11/165	69 AB, 290, 1 HR, 11 RBI
	Gibbons, Brian	1984	C	South Bend, IN	6-0/200	33 AB, 242, 1 R, 8 H, 3 RBI
12	*Gibbons, Jim	1952-53	RHP/OF	Chicago, IL/Mt. Carmel HS	6-2/180	104.1 IP, 7-7, 65 K; 150, 9 RBI
	Gibson, Norwood	1896-1900	RHP/2B	Peoria, IL	5-10/180	20-9 record
	*Giedlin, Richard	1949-50	1B	Trenton, NJ	6-2/190	189 AB, 328, 2 HR, 16 RBI
21	Gieselman, Jim	1969	LF	New Orleans, LA		49 AB, .204, 2 HR, 8 RBI
	*Gilhooley, Frank	1944-46	CF	Toledo, OH/Central Catholic HS	6-0/175	
	*Gillis, Jim	1949-51	1B/OF	Hunt, Beach, CA/Hunt Beach Union	6-0/180	186 AB, 258, 0 HR, 15 RBI
	Gillon, Charles	1892	SS	Millford, MA		
	Gleeson, John	1986	RHP	Bronx, NY/Cardinal Spellman HS	6-2/190	38.1 IP, 6.34 ERA, 3-2 (5), 20 K
21	Glechowski, Justin	1995	RHP	Cleawater, FL/Countryside HS	5-8/160	22.0 IP, 3.68 ERA, 2-1 (7), 7 K
	Goetz, Jerry	1968	IF	Shaker Heights, OH/Shaker Heights HS	6-3/185	57 AB, 333, 2 HR, 21 RBI
33	Golom, Ed	1999	IF/OF	Lockport, IL/Providence Catholic HS	5-9/175	53 AB, 284, 1 HR, 2 RBI
	Goncher, John	1936-37	P	Waterville, ME		7-3 record
23	Gonring, Mark	1964-66	OF	West Bend, WI	5-10/160	282 AB, 252, 2 HR, 26 RBI



Nick Furlong — a fifth-round pick of the Cincinnati Reds — still ranks sixth in Notre Dame history for season ERA (1.50).



Jack Gentempo hit .383 with wood bats in 1960, ranking at that time as the third-best season batting average in school history.



Norwood Gibson closed the 19th century by posting a 20-9 record (1896-1900), a pair of no-hitters and 28 complete games (still a school record).



Jim Gillis was a first baseman/outfielder from 1949-51 and member of the first Irish team to advance to the NAAs ('49).

All-Time Roster

No.	Name	Years	Pos.	Hometown/Previous Team	Ht./Wt.	Career Statistics
26	Gonski, Richard	1962-64	SS	Chicago, IL/DelaSalle HS	6-0/195	320 AB, 353, 12 HR, 57 RBI
24	Goodman, Ronald	1974	OF	Mt. Sinai, NY/Port Jefferson HS	6-0/195	75 AB, 240, 1 HR, 10 RBI
	Gore, Fredrick	1942	SS/2B	Fort Lauderdale, FL		
21	Grafy, Brett	2006-07	RHP	Homer Glen, IL/Joilet Catholic Academy	6-1/195	75.1 IP, 5.14, 6-2 (0), 45 K
33	Graney, Mike	1959	RHP	Chesterton, IN/Bishop Noll HS	6-5/225	39 AB, 359, 0 HR, 5 RBI
	Granfield, Bill	1911-13	3B	Springfield, MA		
	Grant, Matthew	1943	LF	Freeport, IL		
	Gray, Wilbur	1912-14	C	Calumet, MI		
9	#Greene, Allen	1996-98	OF	Seattle, WA/Bishop O'Dea HS	6-1/190	511 AB, 327, 15 HR, 113 RBI
	Greenwell, Rick	1977	3B/2B	New Haven, KY/Bishop David HS	5-11/160	31 AB, 226, 0 HR, 7 RBI
	Grieve, Don	1949-50	OF	Yonkers, NY	5-9/160	96 AB, 219, 11 RBI
	Griffin, Gerald	1929		Morristown, NJ		
13	Grogan, Brennan	2003	OF	Tequesta, FL/Benjamin HS	6-2/175	215 AB, 298, 1 HR, 32 RBI
8	Grosso, Matt	2009-11	OF	Marlborough, CT/RHAM HS/Maine/UConn	5-10/175	129 AB, 3 2B, 2 HR, 11 RBI
29	*Gruener, David	2006	LHP	Gig Harbor, WA/Life Christian Academy	6-2/195	41.2 IP, 5.62, 1-2 (1), 28 K
	Guilfoile, Tom	1986	1B/3B	Cooperstown, NY/Cooperstown Central HS	5-11/170	89 AB, 247, 1 HR, 15 RBI
	Guppy, Raymond	1912	C	Rochester, NY		

H

8	*Haas, Matt	1991-94	C/3B	Puducuh, KY/St. Mary's HS	6-1/175	503 AB, 330, 12 HR, 119 RBI
22	Hagan, Daniel	1959-61	OF/3B	Mexico, MO	6-2/180	315 AB, 292, 8 HR, 49 RBI
	Hamilton, Donald	1909-10	OF	Columbus, OH		
24	Hammett, John	1955	RHP	Rocky River, OH/St. Ignatius HS	6-0/180	56.0 IP, 2-4, 28 K
	Handrich, Tim	1979-80	RHP	Kimberly, WI/Kimberly HS	6-3/200	40.0 IP, 4.50 ERA, 4-0 (2), 18 K
30	Hannan, Jim	1958-59	RHP	Jersey City, NJ/St. Peter's Prep	6-2/195	80.1 IP, 4.93 ERA, 7-4, 65 K
	Hannin, Michael	1892	RF	Toledo, OH		
5	Hansen, Tom	1972-74	3B	Erie, PA/Cathedral Prep	6-2/180	269 AB, 290, 7 HR, 44 RBI
29	Hanson, Dave	1961-63	LF	Saco, ME	6-0/180	267 AB, 277, 3 HR, 39 RBI
34	*Hardy, Kevin	1965, '67	OF	Oakland, CA/St. Elizabeth's HS	6-6/270	176 AB, 330, 2 HR, 32 RBI
30	Harford, Will	2009-10	INF/C	Chicago, IL/Kent School (CT)	6-0/180	17 AB, .059, 0 HR, 0 RBI
	Hargrave, Bob	1940	RF	Evansville, IN/Reitz Memorial HS	5-10/180	
45	Harmon, Michael	1986-88	1P	Indianapolis, IN/Bishop Silas Chataud HS	5-10/175	132.0 IP, 4.70 ERA, 10-9 (6), 59 K
	Harrington, Daniel	1984	IF	Braintree, MA	6-0/170	29 AB, 172, 8 R, 5 H, 3 RBI
	Harsha, Terry	1965	C/OF	Van Nuys, CA	5-11/155	25 AB, 320, 0 HR, 3 RBI
	Hart, Tom	1929	OF	Dunkirk, IN		
56	*Hartwell, Edwin	1990-93	DH/OF	Ft. Worth, TX/Country Day HS	6-0/200	404 AB, 354, 18 HR, 100 RBI
15	*Hartvigson, Chad	1990	LHP	Kirkland, WA/Juanita HS	6-3/180	12.2 IP, 7.11 ERA, 1-0 (0), 8 K
	Hassett, Bill	1945-46	SS	New York, NY/La Salle Academy	5-10/180	
22	Heilman, Aaron	1998-2001	RHP	Logansport, IN/Logansport HS	6-5/225	393.2 IP, 1.49 ERA, 43-7 (12), 425 K
	Hemp, Charles	1902	3B	St. Louis, MO		
31	Henebry, Gregg	1994-'97	LHP	Clinton, MA/Clinton HS	5-11/200	168.2 IP, 4.48 ERA, 16-6 (0), 97 K
	Hengel, Edward	1941	OF	Pierre, SD		
	Hesse, John	1896	IF	Ft. Madison, IA		
	Heyl, Bill	1909-11	RHP	Pittsburgh, PA		18-4 record
	Hickey, John	1943	1B	South Bend, IN/Central HS		
	Higgins, William	1902-03	P	Boston, MA		11-4 record
	Hilbrich, John	1950	RHP	Griffith, IN	6-2/175	37.1 IP, 1-3, 23 K
	*Hiller, John	1942, '48	C/OF	East Bernstadt, KY/St. Michael's HS	6-0/180	
	Hindel, William	1896-97	IF	Indianapolis, IN		
51	Hissa, Donnie	2012	RHP	Iron River, WI/Maple Northwestern HS	6-7/245	34.1 IP, 6.55 ERA, 1-1 (0), 38 K
	Hoag, Robert	1939	2B	Ottawa, ONT		
	Hogan, Harry	1901-03	P	Fort Wayne, IN		11-2 record
25	Holba, Mike	2002	1B	Lansing, IL/Thornton Fractional South HS	6-8/240	55 AB, 327, 0 HR, 7 RBI
	Holland, Leo	1899	P	London, OH		3-1 record
	Holloran, Joseph	1918		Casper, WY		
16	Horan, Paul	1970-71	OF	Bloomfield, IA/Walsh HS	6-1/185	220 AB, 300, 5 HR, 39 RBI
	Howard, Tom	1987-88	RHP	Grand Rapids, MI		46.2 IP, 6.17 ERA, 0-3 (0), 22 K
15	Hrabcsak, Edward	1971-73	RHP	Warwick, RI	6-1/195	78.1 IP, 5.97, 4-7 (0), 37 K
	Hudas, Greg	1983	1B	Troy, MI/H.W. Bishop Gallagher HS	6-6/210	107 AB, 215, 1 HR, 16 RBI
13	*Hudgins, Mac	2012	OF	Richmond, VA/Douglas Freeman HS	6-0/185	132 AB, 258, 4 2B, 3 3B, 19 RBI, 3 SB
45	Hudgins, Will	2009-12	RHP	Richmond, VA/Douglas Freeman HS	6-3/180	181.0 IP, 2.88 ERA, 15-4 (5), 140 K
4	Hudson, Joe	2010-12	C	Odessa, FL/Tampa Jesuit HS	6-1/190	412 AB, 289, 25 2B, 7 HR, 38 RBI
	Hughes, Robert	1975	LHP	Union, NJ/Union HS	5-11/165	72.2 IP, 4.58, 5-5 (0), 75 K
	Huisking, Charlie	1934-35	P	Long Island, NY		3-6 record
	Hunthausen, Norvall	1938-40	P	St. Louis, MO		13-8 record
23	Hurley, Eddie	1955-57	2B	Holyoke, MA/Holyoks HS/Deerfield Academy	6-0/170	252 AB, 278, 2 HR, 33 RBI
	*Hutson, Tim	1986-88	1B	Battle Creek, MI/St. Philip HS	6-2/205	517 AB, 282, 28 HR, 128 RBI

I-J

9	Iams, George	1980-81	OF	South Bend, IN/Clay HS	5-7/170	243 AB, 263, 1 HR, 21 RBI
	Iarocci, Anthony	1972, '74-'75	C	Highland, IN/Bishop Noll HS	5-9/165	84 AB, 155, 0 HR, 4 RBI
29	Intekofte, Ryne	2007-10	IF	Moopark, CA/Moopark HS	5-9/160	156 AB, 269, 4 3B, 2 HR, 26 RBI, 2 SB
	Ispas, Dustin	2009	LHP	Rancho Cucamonga, CA/Los Osos HS	6-1/190	20.1 IP, 6.20 ERA, 0-1 (0), 15 K
	Jachym, Joseph	1927-29	P	Westfield, MA		14-6 record
8	*Jacobs, Frank	1989-91	1B/OF	Highland Hts, KY/Covington Catholic HS	6-5/245	590 AB, 303, 37 HR, 166 RBI




Bill Heyl (1909-11) posted an .818 career winning percentage (18-4) and 20 complete games, still good for sixth (respectively) in the Notre Dame record book.



Paul Horan, who helped Notre Dame reach the 1971 NCAAAs, hit a team-high three home runs in 1972 and posted a .300 career batting average.



Former Notre Dame career home run leader **Frank Jacobs** (37) caught a touchdown pass in the 1989 Fiesta Bowl, as a tight end on the national-title football team.



Tim Kalita (1997-99), a seventh-round draft pick of the Detroit Tigers in '99, ranks ninth all-time in school history with 214 career strikeouts.


No.	Name	Years	Pos.	Hometown/Previous Team	Ht./Wt.	Career Statistics
16	Jaeb, Tom	1956	3B	Claremont, MN	5-11/170	45 AB, 133, 0 HR, 1 RBI
26	Jaeger, Bob	1968-70	LHP	Short Hills, NJ	5-9/175	55.2 IP, 2.59, 5-1, 42 RBI
7	*Jagiello, Eric	2011-12	OF	Downers Grove, IL/Downers Grove North HS	6-2/215	424 AB, 290, 28 2B, 16 HR, 69 RBI
5	*Jamieson, Michael	1979-81	OF	Detroit, MI/Brother Rice HS	6-1/180	330 AB, 348, 0 HR, 59 RBI
27	Jaur, Gregory	1982-83	RHP	Cincinnati, OH/Moeller HS	6-4/195	60.0 IP, 6.90 ERA, 4-3 (1), 36 K
37	Johnson, Cole	2008-11	RHP	Hudson, OH/Hudson HS	6-3/200	262.2 IP, 4.32 ERA, 17-15 (0), 198 K
22	Johnson, Grant	2002, '04	RHP	Burr Ridge, IL/Lyons Township HS	6-5/215	159.0 IP, 2.89 ERA, 14-5 (0), 137 K
20	Jones, A.J.	1993-94	RHP	Robbinsdale, MN	5-10/160	65 AB, 292, 2 HR, 13 RBI
38	Jones, Tyler	2003-05	RHP	Timley Park, IL/Andrew HS	6-0/175	69.2 IP, 3.38 ERA, 7-3 (2), 36 K
Goshen	Judy, Robert	1943	RHP	Arlington, TX/James Martin HS	6-4/205	39.2 IP, 8.17 ERA, 3-1 (1), 24 K
				Goshen, IN		1-0 record
K						
32	Kalita, Ryan	2002-03	RHP	Oak Park, IL/Oak Park River Forest HS	6-2/210	131.0 IP, 3.23 ERA, 14-1, 110 K
46	Kalita, Tim	1997-99	LHP	Oak Park, IL/Oak Park River Forest HS	6-1/220	214.0 IP, 4.00 ERA, 11-3 (1), 214 K
	Kanaley, Byron	1903-04	OF	Weedsport, NY		
	Kane, Mike	1921-23	IF	Springfield, MA	5-8/150	
	Kane, Paul	1932, '34	3B	Cresson, PA		
37	Kapala, Dan	2004-05, '07	RHP	Royal Oak, MI/Shrine Catholic HS	6-4/215	163.0 IP, 3.26 ERA, 9-10, 104 K
24	Karazin, Frank	1964-65	RHP	Jackson, MI/St. Mary's HS	6-3/205	117.1 IP, 3.30, 6-9, 82 K
29	Karkut, Mickey	1968-70	LHP	Bayonne, NJ	6-3/180	43.2 IP, 3.30 ERA, 3-3, 32 K
	Karpowicz, Joe	1978	RHP	Columbus, OH/Bishop Hartley HS	6-1/180	78.0 IP, 4.96 ERA, 4-9 (0), 45 K
	Keeley, Burt	1899-1900	RHP	Wilmington, IL	5-9/170	5-1 record
	Keenan, Joseph	1916-17	C/OF	Dixon, IL		
22	Keenan, Joseph	1969-70	C	Park Ridge, IL		144 AB, 319, 2 HR, 18 RBI
	Kelly, Albert	1909-10	2B/OF	Morris, IL	5-11/170	
	Kelly, Herb	1912-14	LHP	Mobile, AL	5-9/160	22-2 record
	Kelly, Michael	1941	C	Piper City, IL		
	Kelly, Neil	1945, '47	OF	Bridgeport, CT		
	Kelly, Timothy	1922-23	OF	Watersmeet, MI		
	Kenahan, Mike	1979-80	RHP	Providence, RI/Our Lady of Providence Prep	5-11/165	70.1 IP, 6.40 ERA, 5-2 (1), 43 K
19	Kennedy, Larry	1964-65	RHP	Tacoma, WA	5-9/170	81.1 IP, 2.99 ERA, 4-4, 54 K
	Kenny, Joseph	1913-15	C/OF	Pittsfield, MA		
14	Kent, Robbie	1993-94	IF	Evansville, IN/Memorial HS	5-10/165	324 AB, 364, 7 HR, 100 RBI
12	Kernan, Joe	1967-68	C/IF	South Bend, IN/St. Joseph's HS	5-10/165	159 AB, 245, 0 HR, 22 RBI
	Kerwin, Peter	1984		Green Bay, WI/Premont HS		did not play
	Kiley, Roger	1921	2B	Chicago, IL/Fenwick HS	6-0/180	
	King, Bob	1952	OF	Oak Park, IL/Fenwick HS	5-10/185	48 AB, 208, 0 HR, 3 RBI
	Kisgen, Dick	1943	LF	Carroll, IA		
	Klein, Bob	1943-44, '47	3B	Buffalo, NY		
	Kline, Jake	1915-17	3B	Williamsport, PA		
	Kluck, Dick	1946-47	RHP	Chicago, IL/St. Philip HS	6-2/205	6-4 record
15	Knecht, Mike	1998	C	Newport Beach, CA/Corona del Mar HS	5-6/155	87 AB, 287, 0 HR, 11 RBI
	Kobloski, Pete	1946, '48-'49	SS	Yonkers, NY/Gorton HS	6-1/170	
21	Kocmowski, Bob	1967-68	OF	Bayonne, NJ/Marist HS	6-1/185	141 AB, 333, 3 HR, 20 RBI
	Koepping, Otto	1907	SS	Elgin, IL		
33	Kohorst, Elmer	1955-57	C	Albany, MN/Albany HS	6-2/190	254 AB, 323, 3 HR, 49 RBI
	Kolasa, George	1954	IF	Clarence, PA	5-11/165	103 AB, 262, 1 HR, 7 RBI
	Kolski, Alvin	1931	C	Chicago, IL		
33	Konopka, Stan	1951-53	RHP	Jersey City, NJ/Ferris HS	6-3/200	140.0 IP, 16-7, 93 K
13	Korpi, Wade	2005-08	LHP	Lake Worth, FL/Santaluces HS	5-10/190	262.0 IP, 3.61 ERA, 18-13 (0), 227 K
	Kot, Gregory	1979	RHP	Fairfax, VA/W.T. Woodson HS	6-0/170	48.2 IP, 7.03 ERA, 4-4 (0), 27 K
	Kovzelove, Alexander	1937-38	C	New York, NY		
	Kozak, George	1932	OF	Bedford, OH	6-2/200	
	Kozlik, Benny	1946-49	2B	Chicago, IL	5-8/155	
	Krall, Matt	1990-91	C	Bedford, TX/Trinity HS	5-11/220	101 AB, 257, 3 HR, 22 RBI
47	Kraus, Tim	1992-95	RHP	Cincinnati, OH/Colerain HS	6-1/182	170.0 IP, 4.29 ERA, 15-6 (5), 84 K
	Kreis, Charles	1950	RF	Baltimore, MD	6-3/190	61 AB, 230, 3 HR, 16 RBI
	Krill, Phil	1969-71	IF	Erie, PA	6-0/185	306 AB, 248, 9 HR, 60 RBI
11	Kristowski, Alan	1964-65	2B	South Bend, IN	5-9/160	229 AB, 249, 3 HR, 30 RBI
	Krivik, Stanley	1946		Bloomfield, NY/Bloomfield HS	5-11/200	
30	Kwiatowski, Frank	1966-67	RF	Rochester, NY	6-0/185	95 AB, 274, 2 HR, 18 RBI
L						
12	Lackner, Larry	1981	RHP	South Bend, IN/Mishawaka Marian HS	6-1/185	34.1 IP, 6.29 ERA, 1-1 (4), 18 K
	Ladd, Mark	1979	RHP	Munster, IN	5-11/160	26.1 IP, 4.10 ERA, 2-3 (0), 7 K
	Lagger, Edwin	1932	RHP	Joliet, IL/DeLaSalle HS, Campion HS	6-3/200	2-2 record
37	Laird, Matt	2000-03	RHP	Bellaire, TX/Bellaire HS	6-0/185	143.1 IP, 3.96 ERA, 13-4 (6), 119 K
	Lally, Edward	1920	LHP	Sioux Falls, SD		2-0 record
	Lammers, Paul	1944	P	St. Henry, OH		
3	Langford, Tony	2005, '07-'08	OF/RHP	Fl. Worth, TX/Fl. Worth Country Day HS	6-0/185	50.0 IP, 2.34 ERA, 7-0 (2), 43 K; 193 AB, 269, 3 HR, 33 RBI
	*Lange, Hank	1973	OF/LHP	Guilderland, NY		
8	Lange, Henry	1983	IF/OF	Midlothian, VA/Benedictine HS	6-0/170	71 AB, 254, 0 HR, 5 RBI
34	Lapinskas, Mark	1997	LHP	Naperville, IL/Naperville Central HS	6-2/200	17.0 IP, 6.88 ERA, 1-0 (1), 16 K



Mickey Karkut's 2.89 career ERA from 1968-70 ranked fourth at that time in Notre Dame history.



Stan Konopka posted a 9-1 record in 1953, after allowing just 5.54 hits per nine innings in 1952.



Tim Kraus went 9-0 in 1994, the third-most wins without a loss in Notre Dame history. Kraus concluded his Irish career with a 15-6 record and five saves ('92-'95).




Pat Leahy — grandson of legendary Notre Dame football coach Frank Leahy — started 44 games from 1990-92 while compiling a 3.67 career ERA and 25-7 record, with 192 Ks.

All-Time Roster

No.	Name	Years	Pos.	Hometown/Previous Team	Ht./Wt.	Career Statistics
11	LaRocca, Joe	1970-72	IF	Ft. Lauderdale, FL/Cardinal Gibbons HS	6-0/190	222 AB, 324, 5 HR, 32 RBI
	Lathrop, Ralph	1914-16	OF	Fenimore, WI	6-2/185	
18	Lavelle, Harold "Hi"	1955-56	IF	Compton, CA	5-8/150	
	Lavery, Gene	1946-49	3B/SS	Brooklyn, NY	5-10/170	10 AB, 200, 0 HR, 0 RBI
	Lavery, Thomas	1919	P	Bridgeport, CT		2-2 record
	Law, John	1929	C	Yonkers, NY	5-9/160	
3	#Layson, Greg	1991-94	2B	La Mesa, CA/Grossmont HS	5-10/165	7-0 AB, 321, 5 HR, 101 RBI
	*Lazzen, Dave	1976	CF/LHP	Springfield, IL/Griffin HS	5-11/190	102 AB, 304, 1 HR, 17 RBI
	Leahy, Joe	1977	RHP	Liberty Lake, WA/Joel E. Ferris HS	6-4/215	56.0 IP, 8.20 ERA, 2-9, 23 K
23	Leahy, Pat	1990-92	RHP	Yakima, WA/Eisenhower HS	6-7/245	255.1 IP, 3.67 ERA, 25-7 (0), 192 K
36	*Leatheman, Dan	1997-98	1B/OF	Orland Hills, IL/St. Xavier Univ./Andrews HS	5-11/170	224 AB, 313, 9 HR, 27 RBI
	Lebraun, John	1945	P	Baltimore, MD/Calvert Hall HS	5-9/165	2-2 record
	Ledwidge, Jerry	1951-52	LHP	Pineckney, MI		16.1 IP, 0-2, 14 K
29	Legus, David	1989	1B/LHP	Edina, MN/Edina HS	6-1/190	23.2 IP, 6.46 ERA, 1-1 (0), 13 K
13	Lennon, Chuck	1960-61	OF	Joliet, IL	5-10/180	133 AB, 248, 1 HR, 15 RBI
	Leonard, Jim	1933-34	P	Pedricktown, NJ/St. Joseph HS	6-0/185	4-3 record
15	LeRose, Len	1951, '53	3B	Chicago, IL/Fenger HS	6-0/180	160 AB, 219, 0 HR, 15 RBI
	Lesso, Mike	1954-56	1B	Jersey City, NJ	6-0/180	184 AB, 250, 0 HR, 16 RBI
8	Lezynski, Blaise	2012	OF	Newtown, PA/Notre Dame HS (NJ)	6-0/200	38 AB, 158, 2 2B, 3 RBI
27	*Licini, Dick	1967-68	1B	Yonkers, NY/Iona Prep	6-3/223	184 AB, 337, 7 HR, 35 RBI
20	Lidge, Brad	1997-98	RHP	Englewood, CO/Cherry Creek HS	6-3/200	129.2 IP, 4.86 ERA, 15-7 (1), 143 K
2	Lilley, Brett	2005-08	2B/3B/SS	North Canton, OH/Hoover HS	5-8/165	816 AB, 336, 5 HR, 108 RBI
	Limbick, Leo	1954	RHP	Houston, TX/St. Thomas HS	6-3/220	22.0 IP, 1-1, 5 K
	Lipton, Anthony	1948-50	RHP	Baltimore, MD/Mt. St. Joseph's HS	5-10/155	38.2 IP, 4-3, 20 K
3	Lisanti, Bob	1992-94, '96	C	Chicago, IL/Fenwick HS	5-10/180	567 AB, 284, 4 HR, 99 RBI
	Liskick, John	1929-31	LHP	Amboy, NJ		8-2 record
34	Livorsi, Tony	1988-91	LHP	Glenview, IL/Notre Dame HS	5-11/170	134.1 IP, 5.09 ERA, 9-6 (5), 55 K
	Lomasney, Bill	1931-32	OF	Oklahoma City, OK		
	Lopes, Bob	1983-85	RHP	New Bedford, MA/New Bedford HS	6-4/220	143.2 IP, 5.14 ERA, 10-11 (0), 94 K
4	Lopez, Greg	2003-06	SS/3B	Upper Arlington, OH/Upper Arlington HS	6-0/185	746 AB, 294, 4 HR, 131 RBI
	Lordi, Joseph	1928-30	C	New York, NY		
	*Loughran, John	1985-87	OF	Stamford, CT/Rippowam HS	6-1/185	467 AB, 315, 5 HR, 72 RBI
25	Lucas, Bill	1972	RHP	Elmhurst, IL/Fenwick HS	6-4/205	35.1 IP, 5.09 ERA, 2-2, 24 RBI
19	Lucke, Dick	1968-70	OF	Wisconsin Dells, WI	5-11/175	261 AB, 284, 4 HR, 36 RBI
	Lujack, John	1944	OF	Connellsville, PA/Connellsville Public HS	6-0/180	
18	Lund, Ed	1988-90	C	Pasadena, CA/St. Francis HS	6-2/205	507 AB, 308, 10 HR, 116 RBI
26	Lupton, Ed	1963-65	LHP	Ventura, CA	5-11/167	161.2 IP, 3.06 ERA, 15-7, 135 K
28	*Lux, Tom	1967-69	3B	Phoenix, AZ	6-0/205	132 AB, 311, 1 HR, 20 RBI
	Lynch, Robert	1899-1901	SS	Chicago, IL		
M						
	MacDonald, Thomas	1963	IF	Downey, CA/Plus X. HS	5-11/180	113 AB, 283, 1 HR, 19 RBI
	Machado, Robert	1948-49	OF	Oakland, CA	5-9/180	
5	Macri, Matt	2002-04	SS/3B	Clive, IA/Dowling HS	6-2/190	519 AB, 316, 19 HR, 104 RBI
22	Madsen, Erik	1987-89	RHP	Great Falls, MT/C.M. Russell HS	6-3/190	239.2 IP, 4.24 ERA, 18-12 (1), 147 K
	Mageveney, Hugh	1922-24	P	Memphis, TN		20-5 record
	Mahannah, Walt	1946-49	P	Memphis, TN	6-1/180	18-8 record
	Maier, Richard	1946-49	C	Kalamazoo, MI/St. Augustine's HS	5-10/175	
	Mahoney, John	1930-31	SS	Chicago, IL		
25	Mainieri, Nick	2004-05	C	South Bend, IN/St. Joseph's HS	5-11/190	8 AB, 125, 0 HR, 2 RBI
54	Maisano, Adam	1990-92	DH	Atlanta, GA/Riverwood HS	5-8/245	230 AB, 257, 13 HR, 69 RBI
	Maloney, Jim	1909-10	SS	New Upper Falls, MA	5-9/160	
3	Mancini, Trey	2011-12	1B	Winter Haven, FL/Winter Haven HS	6-4/230	386 AB, 321, 25 2B, 21 HR, 79 RBI
	Mandjiak, Michael	1938-39	LHP	Kalamazoo, MI	6-0/185	8-3 record
	Mangin, Joseph	1918	2B	Newark, NJ		
	Manning, Bob	1951	IF	Peoria, IL/Spalding Institute		80 AB, 200, 1 HR, 7 RBI
	#Manning, Jim	1950-51	IF	Brooklyn, NY/Brooklyn Prep	5-11/170	76 AB, 237, 0 HR, 11 RBI
	Mannix, Charles	1931	P	Washington, D.C.		2-3 record
34	ManSHIP, Jeff	2005-06	RHP	San Antonio, TX/Reagan HS	6-1/195	116.2 IP, 3.39 ERA, 11-3 (1), 131 K
4	Mapes, Mark	1993-94	OF/1B	Painted Post, NY/Painted Post HS	5-9/170	182 AB, 346, 3 HR, 56 RBI
	Maranik, Kenneth	1944				
20	Markson, Charlie	2010-12	OF	Whitefish Bay, WI/Whitefish Bay HS	6-2/180	232 AB, 293, 8 2B, 2 HR, 28 RBI, 23 SB
38	Martin, Casey	2008-10	1B	Chesterton, IN/Chesterton HS	6-4/250	364 AB, 310, 14 2B, 10 HR, 63 RBI
	Martin, Tom	1945, '49-50	LF	Detroit, MI	5-8/175	158 AB, 285, 1 HR, 19 RBI
	Martin, William	1944	P			
14	#Martinez, Jason	1989-90	3B/C	Richland, WA/Richland HS	5-10/180	140 AB, 307, 1 HR, 24 RBI
	Matre, William	1981-83	RHP	Park Forest, IL/Rich East HS	6-0/160	166 IP, 3.58 ERA, 15-11 (0), 108 K
	Matthews, Francis	1933	OF	Highland Falls, NY		
21	Matthews, John	1962-63	IF	Watervliet, NY/Christian Brothers HS	6-0/175	131 AB, 260, 3 HR, 20 RBI
	Mauk, Paul	1985	RHP	Teatdict, MA/Falmouth HS	6-1/190	47.1 IP, 5.51 ERA, 3-4 (0), 21 K
16	Maut, Eric	2007-10	RHP	Alpharetta, GA/Blessed Trinity HS	6-1/185	266.0 IP, 4.84 ERA, 15-12 (1), 138 K
11	Mayer, Gary	1973	C/OF	Crestline, OH/Crestline HS	6-0/180	57 AB, 246, 0 HR, 4 RBI
	*Mayo, John	1944-47	OF	Youngstown, OH/Rayen HS	6-1/190	



Catcher **Bob Lisanti** ('92-'96) played in 216 games and became the program's first three-year captain while directing 13 pitchers who went on to play pro ball.



Hugh Mageveney went 20-5 in his career ('22-'24) and threw the first three innings of a 1923 no-hit shutout vs. Beloit (**Dick Falvey** tossed the final four innings).




Walt Mahannah earned four monograms ('46-'49) during the post-World War II era while compiling an 18-8 career record.



Lefthander **Mike Mandjiak** is one of three Notre Dame pitchers ever to throw a nine-inning, solo no-hitter — doing so in a 1938 5-0 win over the University of Chicago.

No.	Name	Years	Pos.	Hometown/Previous Team	Ht./Wt.	Career Statistics
18	Mazur, Steven	2008-10	RHP	Round Rock, TX/Stony Point HS	5-11/195	74.1 IP, 6.42 ERA, 4-4 (9), 77 K
	McCarrick, Joseph	1893-94	3B	Norfolk, VA		
	McCarthy, Frank	1906	OF/C	Elgin, IA		
	McCarthy, Leo	1920	C	Mauston, WI		
	McCleary, William	1926, '29	SS	Brooklyn, NY		
28	McConnell, Cameron	2008-11	C	Bannockburn, IL/Deerfield HS	6-1/205	367 AB, .248, 13 2B, 6 HR, 58 RBI
	McDermott, James	1892	3B	Chicago, IL		
	McDonald, Angus	1897-1900	1B	Houston, TX	5-11/170	
	McDonough, Edward	1908-'09	C	Elgin, IL	6-0/160	
20	*McGinn, Dan	1965	LHP	Omaha, NE/Cathedral HS	6-0/190	74.2 IP, 5.42 ERA, 5-6, 105 K
	McGinnis, William	1895	C	Ft. Howard, WI		
	McGrath, Frank	1924		Omaha, NE		
	McGrath, James	1931-33	OF	Rochester, NY		
	McGrath, Michael	1950	RHP	Lakewood, OH	5-9/155	23.1 IP, 2-1, 4 K
	*McGraw, Tommy	1970-71	OF	Weedsport, NY/Weedsport Central HS	6-0/170	59 AB, .254, 0 HR, 8 RBI
	McGuire, Bob	1919		Chicago, IL	6-0/200	
	McGurk, Jim	1945	1B	Montclair, NJ/Montclair HS	6-0/185	
	McHale, John	1943	1B	Detroit, MI/Catholic Central HS	6-3/210	
	McHale, Tom	1948	OF	Detroit, MI	6-0/175	
22	McIver, Anthony	2011	LHP	Vista, CA/Rancho Buena Vista HS	6-4/190	43.0 IP, 2-5, 3.77 ERA, 33 K
	McKee, Francis	1894	CF	Versailles, KY		
	McKee, John	1907-09	CF	Chicago, IL		
	McKenna, Coe	1908	3B	Portland, OR		
45	*McKeown, Chris	1997-99	LHP	Arlington HS, IL/Bufalo Grove HS	6-3/215	182.1 IP, 3.85 ERA, 13-7 (1), 149 K
15	McMurray, Jason	2012	SS	West Des Moines, IA/Dowling Catholic HS	6-1/185	77 AB, .221, 3 2B, 1 HR, 6 RBI, 1 SB
12	*McLamara, Jerry	1961	C	Decatur, IL	6-3/190	40 AB, .250, 2 HR, 6 RBI
	*McNeill, Michael	1985	C	South Bend, IN/St. Joseph's HS	6-1/175	87 AB, .287, 4 HR, 21 RBI
	McNemey, Lawrence	1905-06	2B	Elgin, IL		
	McNichols, Francis	1897-98	3B	Chicago, IL		
10	*McNe, Cory	1989-92	3B/C	Hilton, NY/Hilton Central HS	5-10/190	627 AB, .303, 6 HR, 114 RBI
14	Mendiola, Eddy	2006-07, '09	3B	Miami, FL/Palmer Trinity HS	6-0/220	64 AB, .266, 3 2B, 0 HR, 10 RBI
	Mettler, Victor	1934-35	OF	Hammond, IN/Hammond HS	5-10/155	
	Metzger, John	1941-42	P	Louisville, OH		
	Metzler, Mike	1984	1B/3B	Niagara Falls, NY/Niagara Falls HS	6-0/180	136 AB, .412, 6 HR, 49 RBI
	Meyer, Joseph	1914-17	DH/1B/OF	Cincinnati, OH		
17	Meyer, Ken	1999-2002	1B	Fort Myers, FL/Bishop Verot HS	6-0/205	432 AB, .282, 9 HR, 54 RBI
25	Miadich, Mike	1990	RHP/OF	Lake Oswego, OR/Lakeridge HS	6-2/190	25 AB, .120, 0 HR, 1 RBI
31	*Michalak, Chris	1990-93	LHP	Lemont, IL/Joliet Catholic HS	6-2/190	372.2 IP, 3.21, 34-13 (12), 263 K
	Miles, Frank	1919-21	SS	St. Louis, MO	6-0/165	
8	Miller, Thomas	1973-74	IF	Indianapolis, IN	5-8/150	167 AB, .228, 0 HR, 23 RBI
19	Miller, Todd	2008-11	RHP	Franklin, TN/Montgomery Bell Academy	6-3/195	148.2 IP, 4.18 ERA, 7-6 (6), 82 K
5	Mills, David	2008-10	OF/LHP	Battle Creek, MI/Lakeview HS	5-9/165	504 AB, .325, 17 2B, 11 3B, 6 HR, 86 RBI; 68.2 IP, 4.46 ERA, 4-2 (3), 44 K
	Mills, Rupert	1913-15	1B/2B	Newark, NJ/Barringer HS	6-2/190	
23	Mitchell, Jack	1959-61	RHP	Riverdale, IL/Mount Carmel HS	6-3/180	148.1 IP, 2.49 ERA, 12-8, 125 K
	Mohardt, Johnny	1919-21	P/CF/3B	Gary, IN	5-10/165	6-1 record
	Mohr, Robert	1937	OF	Howells, NE		
52	Mohs, Larry	1994-95, '97	RHP	Nutley, NJ/Nutley HS	6-8/225	117.2 IP, 2.52 ERA, 7-5 (10), 91 K
	Moir, John	1937	1B/OF	Niagara Falls, NY/Niagara Falls HS	6-2/185	
	Monahan, Richard	1896	OF	Charlotte, IA		
24	Montagano, Jim	1978-79, '81	C	Elkhart, IN/Elkhart Memorial HS	6-1/190	323 AB, .325, 10 HR, 72 RBI
	Mooney, Edward	1916	OF	Pittsburgh, PA		
	Moore, Daniel	1925-27	OF/IF	Baltimore, MD		
	Moore, Elwyn	1920		Kewanee, IL		
	Moran, John	1928-30	OF	Oak Park, IL		
5	Moran, Jack	1982-85	2B	Memphis, TN/Christian Brothers HS	5-5/145	568 AB, .280, 0 HR, 60 RBI
	Morgan, James	1900-01	1B/P	Neola, IA		0-1 record
	Morgan, Larry	1920-21	RF	Chicago, IL	5-11/165	
32	Morris, Jim	1957-58	IF	Quincy, IL	6-3/200	164 AB, .390, 9 HR, 44 RBI
33	Mosey, Phil	2012	INF	Fishers, IN/Cathedral HS	6-2/200	44 AB, .136, 1 2B, 1 HR, 4 RBI
	Moshier, Mike	1986-89	2B	Rome, NY/Rome Free Academy HS	5-5/160	524 AB, .288, 4 HR, 64 RBI
16	Mottl, Ron	1955	RHP	Parna, OH/Parna HS	6-2/180	
	Mottz, Charles	1915-16	OF/C	St. Cloud, MN		
	Murphy, George E.	1916-17	P	Oaklawn, TX		
	Murphy, George L.	1920, '22	C	St. Cloud, MN		
	Murphy, John	1985	3B	Crystal Lakes, IL/South HS	5-10/170	57 AB, .211, 1 HR, 9 RBI
	Murray, James	1925	SS	Ft. Leavenworth, KS		
	Murray, John "Red"	1905-06	C/OF/2B	Amot, PA	5-10/190	
	Murray, Patrick	1918-19	LHP	Akron, NY	6-0/175	14-3 record
2	Murray, Tim	2003	IF	Shrub Oak, NY/Lakewood HS	6-2/190	42 AB, .357, 0 HR, 8 RBI
20	Murray, Tom	1990	OF	St. Paul, MN/St. Thomas Academy	5-9/160	43 AB, .302, 0 HR, 7 RBI
25	Musto, John	1965-66	OF	Stockton, CA	5-9/170	155 AB, .290, 2 HR, 23 RBI



Mike Metzler rapped out a .412 batting average in 1984, good for second-best in school history at the time (now eighth).



George Murphy tossed the first nine-inning no-hitter by a Notre Dame pitcher, in a 1917 win over St. Viator (9-0).



Chris Niesel (2002-04), a ninth-round pick of the Cleveland Indians in '04 draft, captured BIG EAST Pitcher of the Year in '03 and still holds the school record for career strikeout-to-walk ratio (4.09).



Daniel Nespo served as an outfielder and third baseman, hitting .313 as captain of the '56 team that advanced to the NCAA's.

All-Time Roster


N						
No.	Name	Years	Pos.	Hometown/Previous Team	Ht./Wt.	Career Statistics
	Nardone, Joseph	1937-39	OF	Tiltonsville, OH		
6	Naumann, Mike	1998-2001	LHP	Tucson, AZ/Salpointe Catholic HS	6-0/180	124.2 IP, 4.11 ERA, 10-2 (1), 58 K
	Nemes, Bob	1949-51	RHP	Jersey City, NJ	6-2/160	48.2 IP, 10-10, 28 K
20	*Nespo, Daniel	1950, '55-'56	SS	Michigan City, IN/Elston HS	6-0/180	196 AB, 255, 6 HR, 35 RBI
16	Nettety, Alex	2003-06	OF	Dolton, IL/Thornridge HS	6-1/200	501 AB, 279, 5 HR, 55 RBI
	Newning, Harry	1913-14	3B	Houston, TX		
	Newning, Samuel	1913	SS	Houston, TX		
	Niemiec, John	1927-28		Bellaire, OH	5-8/170	
10	Niesel, Chris	2002-04	RHP	Plantation, FL/St. Thomas Aquinas HS	6-0/205	272.2 IP, 3.21 ERA, 21-4 (2), 233 K
1	Norton, Adam	2010-12	INF/RHP	Highland, IN/Andean HS	6-1/175	255 AB, 247, 16 2B, 3 HR, 32 RBI; 159.2 IP, 4.34 ERA, 7-7, 116 K
	Noe, Jim	1970-72	RHP/1B	Toledo, OH	6-3/195	65.2 IP, 4.52 ERA, 5-6, 22 K
	Nolan, Cyril	1930		Davenport, IA		
	Nolan, Roger	1923-25	1B	Davenport, IA		
	Nowicki, Sebastian	1941	P	South Bend, IN/Central HS		3-5 record
21	*Nussbaum, Dick	1971-74	CF	Moon Township, PA/Moon Township HS	6-0/170	329 AB, 277, 1 HR, 33 RBI
3	Nussbaum, Matt	1999-2000	LF/CF	South Bend, IN/St. Joseph's HS	6-1/200	442 AB, 274, 5 HR, 70 RBI
O						
	Oberbrunner, Kenneth	1939-40	C	Ashland, WI/DePadua HS	5-11/175	
	O'Boyle, Harry	1925-27	OF	Des Moines, IA	5-9/165	
15	O'Brien, Pat	1986-88	OF/C	Minneapolis, MN/St. Thomas Academy	6-2/185	254 AB, 272, 1 HR, 40 RBI
	O'Brien, William	1896	OF	Chicago, IL		
	O'Connell, Frank	1911-13	SS	Williamsport, PA		
	O'Connor, Daniel	1902-05	3B	Chicago, IL		
	O'Connor, James	1931	OF	Springfield, MA		
	O'Connor, Richard	1934		Highwood, IL		
	O'Connor, Thomas	1970-71	IF	Cumberland, RI	5-10/155	124 AB, 218, 1 HR, 12 RBI
19	O'Drabinak, John	1955	OF	Whiting, IN	6-1/180	45 AB, 156, 0 HR, 1 RBI
20	Ogilvie, Peter	2001-03	RHP	Buffalo Grove, IL/Stevenson HS	6-3/220	166.2 IP, 4.21 ERA, 14-10, 118 K
	O'Gorman, Samuel	1905-06	P	Worcester, MA		11-3 record
38	O'Hagan, Tom	1997-98	RHP	Crystal Lake, IL/Crystal Lake Central HS	6-3/180	36.2 IP, 3.68 ERA, 2-1 (3), 24 K
	O'Keefe, Dennis	1930-32	3B	Standish, MI		
25	O'Keefe, Pat	1996-97	OF	Grand Ledge, MI/Grand Ledge HS	5-11/180	143 AB, 252, 1 HR, 15 RBI
14	O'Leary, Richard	1960-61	1B/OF	Terre Haute, IN/Schulte HS	6-1/180	180 AB, 300, 8 HR, 34 RBI
20	Olvey, Derek	2004-05	RHP	Pelham, AL/Pelham HS	6-2/205	63.2 IP, 5.09 ERA, 3-2 (0), 32 K
	O'Neill, Joe	1937		Phoenixville, PA	6-2/185	
	O'Neill, John	1905	OF/3B	Chicago, IL		
17	O'Neill, Kevin	1964	RHP	Albany, NY	6-2/170	42.2 AB, 4.01 ERA, 3-3, 44 RBI
9	*O'Neill, Mike	1974-75	OF	Rochester, NY/McQuaid Jesuit	5-8/160	140 AB, 229, 2 HR, 16 RBI
	O'Neill, Pat	1951	OF	Chevy Chase, MD	6-0/175	
	O'Neill, Phillip	1899-1902	C	Anderson, IN/Anderson HS		
	O'Neill, Walter A.	1894		St. Louis, MO		
	O'Neill, William	1932-34	C	Albany, NY		
20	*Orza, Bill	1968-70	OF	Pittsburgh, PA	5-11/173	146 AB, 308, 3 HR, 36 RBI
16	*Orza, Frank	1966-68	OF/1B	Pittsburgh, PA/North Catholic HS	5-9/160	173 AB, 277, 2 HR, 14 RBI
18	Osgood, Walt	1960-62	C	Compton, CA/St. Anthony's HS	6-0/190	197 AB, 279, 4 HR, 34 RBI
27	*O'Toole, Paul	1999-2002	C	Lakewood, OH/St. Ignatius HS	6-1/205	809 AB, 305, 31 HR, 163 RBI
P						
	Palermo, Joseph	1929-30	SS	Vicksburg, MS		
26	Palinich, Nick	1959-61	RHP	West Orange, NJ/Seton Hall Prep	6-2/180	148.2 IP, 2.36 ERA, 12-4, 115 K
	Palmisani, Frank	1932-34	3B	Brooklyn, NY		
	Palt, Charles	1931-32	LHP	Chicago, IL		11-3 record
	Panici, James	1970-71	IF	Muskegon, MI	6-1/195	43 AB, 186, 0 HR, 3 RBI
	Parisien, Arthur	1926	OF	Haverhill, MA	5-7/148	
7	Parker, Christian	1995-96	RHP/DH	Albuquerque, NM/Eldorado HS	6-0/203	149.0 IP, 4.65 ERA, 12-8 (0), 76 K
	Passila, Mike	1987-89	RHP	Winderemere, FL/Bishop Moore HS	6-2/195	109 AB, 303, 6 HR, 16 RBI
	Passinait, Steve	1983-84	CF	Grand Rapids, MI/Catholic Central HS	5-10/180	200.1 IP, 4.85, 17-11 (3), 78 K
	*Pavela, Steve	1943, '47-'48	OF	LaCrosse, WI/Aquinas HS	5-9/160	219 AB, 224, 2 HR, 21 RBI
5	Pavlina, Craig	1988	C	Whiting, IN/Bishop Noll HS	5-10/175	60 AB, 217, 1 HR, 8 RBI
	Pearson, James	1924-26	3B	Saginaw, MI		
42	*Petit, Dan	1987-89	1B/OF	Clifton Park, NY/Shenendehowa HS	6-1/205	633 AB, 406, 28 HR, 202 RBI
	Perce, William	1905-07	P	Elgin, IL		12-2 record
7	*Perrone, Jeff	1997-2000	IF/OF	Arlington Heights, IL/Bufalo Grove HS	5-11/190	411 AB, 260, 6 HR, 60 RBI
	Perry, Victor	1934	OF	Helper, UT		
12	*Pesavento, Pat	1986-89	SS	Lockport, IL/Joliet Catholic HS	6-3/180	806 AB, 367, 2 HR, 109 RBI
32	Peters, Brian	1967-68	C	Brooklyn, NY	6-2/195	47 AB, 362, 0 HR, 4 RBI
25	Pettitclair, Paul	1962	RHP	Waukegan, IL	6-2/215	40.1 IP, 5.58 ERA, 2-2, 39 K
	Petrzelka, Ray	1946-49	OF/1B	Cedar Rapids, IA/Roosevelt HS	6-3/180	
	Petteresch, Thomas	1954	C	Grand Rapids, MI	5-7/155	11 AB, 000, 0 HR, 0 RBI
13	Petzold, Herman	2010-11	INF	Saint Clair Shores, MI/De LaSalle HS	5-8/175	198 AB, 283, 11 2B, 20 RBI, 4 SB
16	*Pheps, Dan	1970-72	C/OF	Memil, WI/Memil Senior HS	5-10/185	62 AB, 274, 3 HR, 10 RBI



Sam O'Gorman was one of Notre Dame's top pitchers of the early 1900s, posting an 11-3 record from 1905-06 (when ND went 26-14).



Phillip O'Neill was one of the first monogram winners in program history, as a catcher with the growing program during the 1899-1902 seasons.



Pat Pesavento, a 17th-round selection by the Detroit Tigers in '89, still ranks second in consecutive starts (204: Apr. 5, 1986 – May 28, 1989) and career runs scored (246).




Tim Pollock was the baseball program's first Academic All-American (777) and posted a .362 career batting average.

No.	Name	Years	Pos.	Hometown/Previous Team	Ht./Wt.	Career Statistics
35	Phepys, David	2006-08	RHP	Hazelwood, MO/Hazelwood HS	6-3/190	230.0 IP, 3.60 ERA, 15-10, 200 K
15	Phepys, Jim	1968-70	LHP	Wayzata, MN	6-0/170	89.2 IP, 2.91 ERA, 6-4, 73 RBI
	Phillips, Dave	1917	C/1B	Portland, OR	6-1/215	
	Phillips, Wendell	1908-11	OF/P	Milford, MA		1-1 record
	Pilney, Andy	1934-36	OF	Chicago, IL/Harrison Tech	5-11/175	
	Pinelli, Ray	1939-41	SS	San Francisco, CA	5-9/165	
	Pinelli, Roy	1939	OF	San Francisco, CA		
40	Piotrowski, Brian	1987-90	RHP	North Liberty, IN/Washington HS	6-1/185	337.2 IP, 3.17, 27-17 (2), 201 K
19	Pittman, Mark	1970, '74	RHP	Avon, MA/Phillips Exeter Academy	6-0/180	103.0 IP, 6.29 ERA, 3-9, 71 K
	Pliska, Joseph	1915	OF	Chicago, IL	5-10/170	
	Polisky, John	1926-27	OF	Bellaire, OH		
4	Pollock, A.J.	2007-09	3B	Hebron, CT/RHAM HS	6-1/200	653 AB, .363, 41 2B, 10 3B, 17 HR, 122 RBI, 60 SB
	Pollock, Tim	1976-77	C	Mahwah, NJ/St. Joseph Regional HS	6-0/180	149 AB, .362, 5 HR, 34 RBI
	Ponzevic, Joe	1936	1B/2B	Chicago, IL		
13	Popperton, Bret	1995-96	OF	Pittsburgh, PA/North Allegheny HS	5-11/190	136 AB, .243, 2 HR, 17 RBI
10	Porzel, Alec	1998-2001	IF/OF	Lisle, IL/Naperville North HS	6-0/195	897 AB, .311, 37 HR, 216 RBI
20	Powell, Steve	1984-86	RHP	Bakersfield, CA/Buffalo (WY) HS	6-2/180	98.1 IP, 7.87 ERA, 8-8 (0), 68 K
	Powell, William	1932-34	2B/3B	Brooklyn, NY		
	Powers, Michael	1897-98	C	Adams, MA		
	Prendergast, Edward	1924-25	2B	St. Louis, MO		
41	*Price, Tom	1991-94	LHP	Edwardsville, IL/Edwardsville HS	6-0/185	377.1 IP, 2.70 ERA, 40-8 (5), 276 K
1	Prister, Tim	1981-82	3B	South Bend, IN/Marian HS	6-2/175	230 AB, .283, 0 HR, 30 RBI
	Prokop, George	1920-22	IF/OF	Youngstown, OH	5-9/170	
27	*Prybyl, Paul	1994-95	LHP	LaPorte, IN/LaPorte HS	6-0/180	33.0 IP, 3.27 ERA, 1-0 (5), 28 K
	Pullano, Rick	1976-79	SS	Skokie, IL/Holy Cross HS	5-9/165	485 AB, .338, 0 HR, 49 RBI
	Puplis, Andrew	1937	SS	Chicago, IL/Harrison Tech	5-8/170	

Q-R

	Quigley, Tom	1910-11	OF	Chicago, IL		
	Quinlan, Joseph	1924	2B	Ft. Bayard, NM		
	Quinn, James	1925-26	1B	Salina, KS		
	Raba, Elmer	1946	OF	Washington, D.C./Gonzaga HS	6-0/190	
	Rascher, Norbert	1933-34	P/OF	Beecher, IL	6-1/190	
	Ratterman, George	1945		Cincinnati, OH		
	Rauch, Edward	1896	SS	Indianapolis, IN		
	Reagan, Harold	1934-36	SS	Yakima, WA		
31	*Reardon, Tim	1963	1B/OF	San Francisco, CA/St. Ignatius HS	5-10/165	40 AB, .125, 0 HR, 2 RBI
	Reed, Ron	1965	RHP	LaPorte, IN/LaPorte HS	6-6/205	64.2 IP, 4.04 ERA, 2-2 (0), 47 K
	Reese, Frank	1922	1B/3B	Robinson, IL		
	Regan, George	1910-13	LHP	Chicago, IL		9-4 record
25	Reilly, Hal	1952-54	IF	Staten Island, NY	5-10/170	237 AB, .266, 2 HR, 30 RBI
	*Reither, Phil	1944	1B	St. Louis, MO/St. Louis University HS	5-10/175	
22	Reschan, Robin	1970-72	IF	San Clemente, CA	6-0/170	128 AB, .336, 7 HR, 32 RBI
31	Restovich, George	1966-67	RHP	Shreveport, LA/Jesuit HS	6-2/190	66.0 IP, 3.68 ERA, 5-3, 36 K
24	*Restovich, George	1994-96	C/1B	Rochester, MN/Mayo HS	6-1/205	551 AB, .327, 22 HR, 155 RBI
	Reulbach, Ed	1903-04	RHP/OF	St. Louis, MO/Manual Training HS	6-1/190	10-6 record
21	Reynolds, John	1954	LHP	Maplewood, NJ	6-1/170	75.1 IP, 3-6, 41 K
2	Richards, Rowan	1993-96	OF	Bloomfield, NJ/Bloomfield HS	6-0/195	480 AB, .277, 16 HR, 88 RBI
23	Richter, Ryan	2009-10-12	LHP	South Bend, IN/St. Joseph's HS	6-3/205	76.2 IP, 5.40 ERA, 6-6 (0), 51 K
24	Riddell, Mike	1970-73	RHP	San Bernardino, CA/Aquinas HS	6-2/185	161.0 IP, 3.58 ERA, 9-14, 100 K
30	Ridge, Joe	1951-53	CF	Margartita, Canal Zone/Balboa HS	6-0/170	210 AB, .300, 0 HR, 25 RBI
30	Rieder, Mike	1963-64	C/OF	Madison, WI/Edgewood HS	6-0/180	99 AB, .242, 0 HR, 10 RBI
17	Rizzo, Cody	2003-06	OF/C	Temecula, CA/Chaparral HS	6-1/195	713 AB, .273, 17 HR, 127 RBI
2	Robinson, Alex	2009-12	OF	Dallas, TX/First Baptist Academy	6-0/170	317 AB, .256, 7 2B, 33 RBI, 4 SB
	*Rodens, Greg	1978-80	OF	Orchard Park, NY/Canisius HS	5-8/165	201 AB, .249, 2 HR, 39 RBI
27	*Roemer, Bob	1970-73	C	South Holland, IL/Thornridge HS	6-3/200	312 AB, .228, 2 HR, 53 RBI
18	Rogers, John	1967-69	1B/SS	Lockport, IL/Lockport Central HS	6-2/180	210 AB, .200, 0 HR, 21 RBI
20	Rogers, Scott	1986-87	OF	Carmel, IN/Carmel HS	6-0/190	327 AB, .272, 6 HR, 42 RBI
	Romanin, Albert	1931	P	South Euclid, OH		0-1 record
	Ronay, Steve	1925-27	P	Cleveland, OH		10-9 record
5	Rosney, Mike	1991-92	OF	Newton Square, PA/Malvern Prep	5-9/183	76 AB, .224, 0 HR, 9 RBI
19	Rosenthal, Dick	1952-53	1B	St. Louis, MO/McBride HS	6-5/210	188 AB, .239, 2 HR, 34 RBI
49	*Rottis, Mike	1988-90	OF	Lancaster, OH/Fisher Catholic HS	5-11/185	160 AB, .331, 5 HR, 31 RBI
	Ruell, Ulric	1907-08	C	Linwood, MA	5-9/170	
12	Rump, Kenneth	1972	IF	Bloomfield, MI	5-11/160	49 IP, 347, 2 HR, 5 RBI
	Russo, Albert	1931-32	OF	Wilkes Barre, PA		
	Rust, Oscar	1928-29	P	Little Rock, AR		14-7 record
30	Rustek, Rich	1961-63	LHP	Chicago, IL	6-2/170	109.2 IP, 3.45 ERA, 5-6, 131 K
	Ryan, Bill	1908-10	RHP	Cleveland, OH/Shaw HS		12-1 record
	Rydel, Oscar	1936-37	LHP	Chicago, IL		
	Rykovich, Julius	1944	OF	Gary, IN	6-1/190	



Former third baseman **Tim Prister** has covered Notre Dame athletics for over 25 years, most recently with IrishIllustrated.com.



Rick Pullano was a .338 career hitter and slick-fielding shortstop for the Irish during the late 1970s.



Rich Rustek posted a 2.18 ERA and 12.14 K/9 IP (fourth in school history) in 1963 – while his 10.75 career strikeout average ranks third.



Bill Ryan's 9-0 start in 1910 was one shy of the Notre Dame record for undefeated starts – until Aaron Heilman's 15-0 mark in 2001.

All-Time Roster

S						
No.	Name	Years	Pos.	Hometown/Previous Team	Ht./Wt.	Career Statistics
52	Sabatino, Steve	2009-10-12	LHP	Lockport, IL/Lockport Township HS	6-2/200	138.2 IP, 4.93 ERA, 6-7 (0), 120 K 2-2 record
	Sagartz, John	1933	P	Chicago, IL		
	Salmon, Louis "Red"	1903-04	RF	Syracuse, NY	5-10/175	
45	Samardzija, Jeff	2004-06	RHP	Valparaiso, IN/Valparaiso HS	6-5/215	240.1 IP, 3.82 ERA, 21-6 (1), 159 K
	San Filippo, Frank	1942	LHP	Poughkeepsie, NY/Poughkeepsie HS	5-10/170	
15	Sanchez, Javi	2002-04	IF/C	Miami, FL/Christopher Columbus HS	6-3/205	661 AB, .281, 8 HR, 96 RBI
8	Sass, James	1988-89	OF/2B	Louisville, KY/St. Xavier HS	6-1/195	389 AB, .357, 3 HR, 77 RBI
27	Sauget, Richard, Sr.	1964-66	C	Belleville, IL/Catholic HS	6-3/205	192 AB, .307, 7 HR, 35 RBI
54	Sauget, Rich, Jr.	1994-96	RHP	Sauget, IL/Belleview Althoff HS	6-4/230	103.2 IP, 3.13 ERA, 3-3 (9), 47 K
	Scafati, Andy	1936	1B	Dedham, MA		
	Scanlan, Francis	1907-09	LHP	Syracuse, NY/Syracuse HS	6-1/175	19-3 record
	Scanlan, Ray	1908-09	C	Syracuse, NY		
	Scarpelli, Leonard	1944	OF	San Jose, CA		
24	*Scarpelli, Nick	1968-70	2B	Spokane, WA	5-8/158	307 AB, .264, 1 HR, 36 RBI
29	Scarpitto, Bob	1960	SS	Rahway, NJ/Rahway HS	5-10/190	92 AB, .283, 3 HR, 13 RBI
31	Scheid, Andrew	2009	RHP	Highlands Ranch, CO/Regis Jesuit HS	6-6/205	13.2 IP, 5.93 ERA, 0-1 (0), 11 K
22	Schloemer, Jay	1966	LHP	Cincinnati, OH	5-10/185	10 AB, .100, 0 HR, 0 RBI
42	Schmalz, Darin	1994-97	RHP	Barrington, IL/Barrington HS	6-0/190	298.2 IP, 3.35 ERA, 30-13 (0), 192 K
	Schmidt, Oscar	1894-95	C/3B/OF	Rock Island, IL		
18	Schmidt, Pete	1971-72	OF/IF	Plainfield, NJ/Plainfield HS	6-1/170	333 AB, .303, 1 HR, 28 RBI
35	Schmitz, Mark	1972-75	IF	Cleveland, OH/St. Ignatius HS	6-2/190	358 AB, .289, 4 HR, 55 RBI
25	Schmitz, Ron	1969-71	RHP	Cleveland, OH/St. Ignatius HS	6-0/185	186.0 IP, 3.39 ERA, 12-9, 124 K
	Schneider, George	1945-47	SS/OF	New York, NY		
13	Schoen, Bill	1970-71	3B/2B	Toledo, OH/St. Francis HS	5-10/175	105 AB, .219, 0 HR, 9 RBI
14	Scholl, Justin	1995-97	OF/C	Athens, OH/Athens HS	6-2/210	235 AB, .264, 8 HR, 40 RBI
	Schomer, Jason	1984-85	RHP	Jackson, MI/Lumen Christi HS	5-10/175	46.2 IP, 8.29 ERA, 4-3 (2), 20 K
	Schrader, Joe	1964	1B	Lafayette, IN/Central Catholic HS	6-3/200	78 AB, .218, 2 HR, 11 RBI
	Schrrall, Leo	1927-28	SS	Cresson, PA		
18	Schuster, Ken	1972-74	OF/C	Western Springs, IL/Lyons Township HS	6-0/185	183 AB, .269, 3 HR, 18 RBI
	Scioccia, Matt	2009-11	C	Westlake Vill., CA/Encino Crespi Carmelite HS	6-1/225	176 AB, .267, 6 2B, 2 HR, 34 RBI
	Sciofield, Paul	1919-20	OF	Columbus, OH		
11	Scirvanich, Charles	1958-60	LHP	Lyndhurst, NJ	5-10/170	57.1 IP, 4.71 ERA, 4-1, 47 K
	Seabaugh, John	2007	RHP	Granger, IN/Penn HS	6-0/205	2.0 IP, 9.00 ERA, 0-0 (0), 3 K
20	Sebek, George	1961-62	2B	Cleveland, OH/Benedictine HS	5-8/175	211 AB, .299, 6 HR, 37 RBI
	Seidel, Arnold	1932-33	OF/2B	Marshfield, WI		
25	Selcer, Dick	1958-59	2B	Cincinnati, OH	5-10/175	179 AB, .335, 3 HR, 44 RBI
26	Senecal, Bob	1956-58	LF	Newaygo, MI/Newaygo HS	6-0/185	235 AB, .272, 3 HR, 49 RBI
	Sepe, Tom	1934-35	OF	Cranston, RI		
26	Serena, Martin	1974, '76	RHP	Ottawa, IL/Marquette HS	6-0/180	33.2 IP, 6.95 ERA, 4-4, 21 K
8	Sharpley, Evan	2006-09	1B	Marshall, MI/Marshall HS	6-2/210	269 AB, .260, 16 2B, 18 HR, 61 RBI
34	Sharpley, Ryan	2008, '10	RHP	Marshall, MI/Marshall HS	6-4/210	48.0 IP, 4.69 ERA, 4-3 (0), 47 K
	Shaughnessy, Frank	1902-04	OF/C	Amboy, IL	6-1/185	
	Shea, John	1905-06	SS	Holyoke, MA		
	Sheehan, Bill	1922-24	SS	Chicago, IL		
	Sheehan, Charles	1913-15	P	Taunton, MA		10-2 record
	Sheehan, Clarence	1905-06	C/OF	Grand Ridge, IL		
	Sheehan, Thomas	1943-46	C	New Haven, CT/Hillhouse HS	6-0/190	
	Sheeketski, Joseph	1932	OF/C	Shadyside, OH/Shadyside HS	5-8/170	
	Sherman, Bill	1947	RHP	St. Paul, MN		2-2 record
15	Sherry, Greg	2008-11	INF	Mendham, NJ/Delbarton HS	5-9/180	591 AB, .244, 25 2B, 2 HR, 49 RBI, 3 SB
	Sherry, James	1903	2B	North Tarrytown, NY		
	Sherry, William	1911	IF	Somerville, MA		
	Shields, Tommy	1984-86	SS/3B	Devon, PA/Conestoga HS	6-1/180	458 AB, .338, 13 HR, 95 RBI
32	Shilliday, Alex	1996-99	RHP	Dunwoody, GA/Westminster HS	6-1/200	290 IP, 4.41 ERA, 25-17 (3), 265 K
	Shillington, John	1897	SS	Chicago, IL		
	Sholl, Jim	1974-77	RHP	Oakwood, OH/Paulding HS	6-2/205	157.0 IP, 4.24, 8-14, 115 K
4	Siler, Scott	1980-82	2B/3B	Elkhart, IN/Elkhart Memorial HS		75 AB, .280, 0 HR, 15 RBI
	Simendinger, Mark	1978-80	3B	Severna Park, MD/Severna Park HS	6-2/180	287 AB, .307, 3 HR, 44 RBI
17	Simone, Steve	1974	C	West Chester, OH/Lakota HS	6-0/185	33 AB, .091, 0 HR, 0 RBI
12	Sinnes, David	1990-93	RHP	Miami, FL/Palmetto Sr. HS	5-11/190	297.1 IP, 2.91, 32-8 (6), 315 K
31	Sinnott, Tom	1969	RHP	Elizabeth, NJ/St. Patrick's HS	6-4/205	10.2 IP, 0.00 ERA, 0-2, 8 K
	*Sisko, Zach	2004	1B	Belleville, IL/St. Louis University HS	6-2/205	71 AB, .296, 1 HR, 13 K
	Sioberg, Ralph	1917-19	IF	Kewanee, IL		
10	Skupien, Steve	1986-88	SS/CF	Mission Viejo, CA/Capistrano Valley HS	5-8/165	378 AB, .272, 8 HR, 53 RBI
30	Slania, Dan	2011-12	RHP	Tucson, AZ/Szalpointe Catholic HS	6-4/275	61.1 IP, 2.20 ERA, 5-3 (16), 56 K
	Slavinsky, Tom	1977	RHP	Garfield, NJ/Bergen Catholic HS	5-11/160	12.1 IP, 10.22 ERA, 1-1 (0), 8 K
	Smith, Bill	1933	P	Chicago, IL		
15	Smith, Bryan	1980-82	RHP	Syracuse, IN/Wawasee HS	5-10/175	133.2 IP, 6.19 ERA, 12-8 (0), 81 K
	Smith, David	1978	IF	Westlake, OH	6-3/215	115 AB, .191, 1 HR, 8 RBI
5	Smith, Eddie	2005	IF	Olympia, WA/North Thurston HS	5-11/170	43 AB, .256, 0 HR, 6 RBI
45	Smith, Ivry	1990-91	OF	Browns Mill, NJ/Pemberton Township HS	6-5/235	134 AB, .179, 6 HR, 15 RBI
7	Smith, Jim	1973-75	SS	Binghamton, NY/North HS	6-0/165	308 AB, .240, 8 HR, 40 RBI



All-MCC Tournament performer **James Sass** helped Notre Dame reach the 1989 NAAs while hitting .357 in his two seasons.



Tommy Shields ('84-'86) – an all-conference shortstop with a .338 career batting average – went on to be a minor-league manager in the Orioles organization.




Steve Skupien started at second base and centerfield in 1988, batting .315 with two home runs, 25 RBI and 10 stolen bases.



Future NFL tight end **Ivry Smith** played two seasons with Notre Dame baseball before being drafted by the Houston Astros in '92 (he went on to play with three NFL teams).


No.	Name	Years	Pos.	Hometown/Previous Team	Ht./Wt.	Career Statistics
	Smith, Joseph	1895	P	Watertown, WI		3-0 record
	Smith, Richard "Red"	1925-27	C/1B/OF	Combined Locks, WI/Kaukauna HS	5-10/185	
45	Smith, Ryan	2007	C	Waldorf, MD/Westlake HS	6-1/210	131 AB, 267, 2 HR, 23 RBI
	Smullen, Dick	1946-49	LHP	Forest Hills, NY/Roosevelt Yonkers HS	6-0/185	5-3 record
	Smullen, Harold	1942-43	RHP	West Haven, CT		4-3 record
27	Sniegowski, Don	1954-56	IF	Toledo, OH	6-1/175	98 AB, 255, 0 HR, 10 RBI
18	Snow, Charles	1964-66	C/OF	Castleton, NY	6-0/190	166 AB, 223, 4 HR, 27 RBI
	*Snyder, Casey	1983-84	OF	New Orleans, LA/Jesuit HS	5-8/150	142 AB, 204, 0 HR, 21 RBI
	*Snyder, Jack	1975	OF	New Orleans, LA	5-7/155	60 AB, 233, 0 HR, 7 RBI
	Sobek, George	1940-42	2B	Hammond, IN	6-0/175	
15	*Sollmann, Scott	1994-96	CF	Cincinnati, OH/St. Xavier HS	5-11/165	643 AB, 372, 3 HR, 84 RBI
3	Sollmann, Steve	2001-04	2B	Cincinnati, OH/St. Xavier HS	5-11/195	689 AB, 370, 11 HR, 123 RBI
	Somers, Michael	1911	P	Bloomington, IL		0-1 record
	Soos, Kenneth	1984-86	IF	South Bend, IN/Washington HS	5-11/175	346 AB, 286, 8 HR, 69 RBI
16	*Sopko, Paul	1957	OF	Columbus, OH	5-10/175	16 AB, .063, 0 HR, 0 RBI
27	Soriano, Chris	2006	C	Randolph, NJ/Delbarton HS	6-1/195	12 AB, 417, 0 HR, 3 RBI
31	Spaeth, Gerald	1954	RHP	Peoria, IL	6-1/190	33.1 IP 2-1, 15 K
21	Spano, Joe	2009-10-12	LHP	Verona, NJ/Seton Hall Prep	5-11/165	61.2 IP 5.11 ERA, 1-8 (0), 50 K
	Spaulding, Thomas	1916-17	2B	Springfield, KY		
43	Spiziri, Joe	2010-11	LHP	San Juan Capistrano, CA/Jesuit Catholic	6-2/185	10.1 IP 6.97 ERA, 0-0 (0), 5 K
	Stack, Richard	1894	P	Escanaba, MI		1-2 record
	Stange, Gus	1924	P	Merrill, WI	6-2/195	0-2 record
2	*Stanley, Steve	1999-2002	CF	Upper Arlington, OH/Worthington Chr. HS	5-8/155	1,003 AB, 384, 2 HR, 121 RBI
	Starz, William	1977-78	OF	Allison Park, PA/North Catholic HS	5-10/150	128 AB, 211, 2 HR, 19 RBI
19	*Stavisky, Brian	2000-02	OF	Port Allegany, PA/Port Allegany HS	6-3/220	651 AB, 355, 33 HR, 168 RBI
17	Stavisky, Dan	1995-98	RHP	Mt. Pleasant, PA/Mt. Pleasant Area HS	6-4/200	132.1 IP 5.44 ERA, 12-4 (0), 85 K
	Stephan, Anton	2002-03	1B	Scales Mound, IL		4-2 record
	Stewart, Jack	1945	P	Washington, D.C.		12.0 IP 3.89 ERA, 14-5 (2), 66 K
32	Stewart, Jess	2004-07	RHP	Manassas, VA/Osbourne City HS	6-3/215	177.0 IP 3.92 ERA, 15-12, 130 K
13	Stoltz, Mitchell	1973-76	RHP	Evansville, IN/Reitz HS	6-2/180	133.2 IP 3.91 ERA, 7-11 (0), 87 K
31	Stonikas, William	1982-83	RHP	Flossmoor, IL/Homewood-Flossmoor HS	6-4/195	51.2 IP 5.75 ERA, 4-4 (0), 20 K
	Stopper, Anthony	1905-06	1B	Williamsport, PA		
15	Stouffer, Jim	1962-63	C/OF	Benton Harbor, MI	6-1/195	54 AB, 222, 1 HR, 10 RBI
27	Stratta, Bob	1974-76	RHP	Olympia Fields, IL/Rich Central HS	6-2/185	17.0 IP 3.92 ERA, 15-12, 130 K
35	Strickroth, Matt	1999-2002	OF/1B	Mission Viejo, CA/Santa Margarita HS	6-4/230	264 AB, 235, 9 HR, 45 RBI
	Sullivan, Albert Jr.	1931				
	Sullivan, Chester	1938-40	3B	Chicago, IL		
	Sullivan, Joseph	1926-28	2B	Waterbury, CT		
	Sullivan, William Jr.	1930-31	1B	Newburg, OR/Columbia Prep	6-1/170	
4	Swallow, Michael	1973	LHP	Ft. Yates, ND/Annendale HS	6-3/185	46.2 IP 2.12 ERA, 4-1 (0), 23 K
	Sweet, George	1894-95	OF	Washington, D.C.		
29	Symeon, Chuck	1956-58	RHP	Stamford, CT/St. Basil's Prep	6-0/180	188.1 IP 1.30 ERA, 14-7, 176 K
6	Szajko, Dan	1979-82	OF	South Bend, IN/John Adams HS	5-10/165	407 AB, 317, 10 HR, 72 RBI
8	Szajko, Ray	1987	IF	South Bend, IN/John Adams HS	5-10/165	90 AB, 200, 5 RBI
27	Szajko, Thomas	1964-65	OF	South Bend, IN	5-10/175	126 AB, 238, 2 HR, 12 RBI
28	Szczepanski, Steve	1998	RHP	Lombard, IL/Glenbard East HS	6-2/190	43.2 IP 5.98 ERA, 3-3 (1), 27 K
T						
	Tallett, John	1942	1B	North Chicago, IL		
23	Tamayo, Danny	1998, '00-'01	RHP	Miami, FL/Ransom Everglades HS	6-1/220	160.0 IP 3.27 ERA, 12-5 (1), 141 K
7	Tasch, Chuck	1980-82	SS/2B	Barrington, IL/Barrington HS	5-10/180	329 AB, 343, 1 HR, 68 RBI
32	Tate, Golden	2009	OF	Hendersonville, TN/Pope John Paul II HS	6-1/180	264 AB, 318, 11 2B, HR, 25 RBI, 16 SB
42	Tenaca, Tom	1965-67	2B	Dearborn, MI	5-8/155	343 AB, 251, 5 HR, 33 RBI
21	Ternowchek, Matt	2012	RHP	Glenmore, PA/Downington East HS	6-5/195	22.2 IP 4.76 ERA, 3-2 (0), 12 K
28	Teschke, Bill	1954-55	OF	Chicago, IL/Hirsch HS	6-1/175	139 AB, 259, 1 HR, 18 RBI
21	*Thaman, Joe	2001-04	1B/LHP	St. Louis, MO/St. Louis Univ. HS	6-4/210	506 AB, 279, 9 HR, 81 RBI; 48.1 IP 3.35, 4-1 (1), 34 K
	Thames, Matt	1934-36	P	Cincinnati, OH	6-1/190	8-5 record
	Thomas, Frank	1922-23	OF	East Chicago, IN	5-9/160	
30	*Thornton, Tom	2003-06	LHP	Middleboro, MA/Middleboro HS	6-6/225	332.2 IP 3.79 ERA, 27-12 (0), 204 K
45	Tommassini, Kevin	1994	3B/1B	Winston, OR/Douglas HS	6-1/195	28 AB, 286, 0 HR, 9 RBI
9	*Topham, Ryan	1993-95	RF/1B	Portage, MI/Portage Central HS	6-2/200	544 AB, 320, 34 HR, 165 RBI
26	Topolski, Pat	1965-67	3B/1B	Michigan City, IN	5-11/170	324 AB, 275, 3 HR, 45 RBI
17	Torres, Cristian	2012	RHP	Rancho Palos Verdes, CA/P.V. Peninsula HS	6-5/195	5.2 IP 3.18 ERA, 0-0 (1), 3 K
	Tourney, William	1935	P	New York, NY		2-2 record
	Tracy, Bill	1945	C	New York, NY		
27	Trapp, Harold "Bud"	1958	3B	Sycamore, IL/Sycamore HS	6-0/185	155 AB, 342, 3 HR, 27 RBI
23	*Tremblay, Mark	1953-54	CF	Cambridge, MA	5-8/155	370 AB, 343, 7 HR, 75 RBI
	*Trudeau, Mike	1983-85	OF	Bellingham, MA/Memorial HS	6-0/175	246 AB, 211, 0 HR, 24 RBI
6	*Turock, Paul	1996-97	SS	Sarasota, FL/Sarasota HS	5-9/165	5-9/165
29	*Twohy, Jim	1954	1B/RF	Brooklyn, NY/Xavier HS	6-0/170	61 AB, 279, 1 HR, 15 RBI
22	Twombly, Dennis	1994	C	San Diego, CA/Patrick Henry HS	6-2/205	92 AB, 348, 5 HR, 24 RBI




Chuck Symeon — whose 1.31 ERA in 1957 ranks fifth in school history — tossed a shutout in the 9-0 win that eliminated Texas from the '57 College World Series.



Pat Topolski played both first and third base during his career, leading the 1965 Irish in home runs (3) and RBI (22) before pacing the '66 team in RBI.



Clem Ulatowski lettered as a catcher and outfielder in 1910 and 1911 before playing in the Major Leagues with the Chicago Cubs.



Rich Vanthournout earned Academic All-America honors in 1986 while compiling a .323 career batting average.

All-Time Roster

U-V						
No.	Name	Years	Pos.	Hometown/Previous Team	Ht./Wt.	Career Statistics
	Ulatowski, Clem	1910-11	C/OF	Chicago, IL/St. Cyril's HS	5-11/175	
	Underkofler, Joseph	1933-35	C	Britt, IA		
8	Ust, Brant	1997-99	IF	Redmond, WA/Eastlake HS	6-1/200	660 AB, 368, 46 HR, 170 RBI
21	Valenzuela, Henry	1979-82	1B	Tampa, FL/Jesuit HS	6-2/185	494 AB, 314, 15 HR, 123 RBI
	Vanhoumout, Rich	1985-86	3B	St. Charles, IL/St. Charles HS	6-1/160	396 AB, 323, 4 HR, 63 RBI
	Vaughan, Champ	1927	C	Portland, OR		
24	Veerkamp, Patrick	2010-12	RHP	Fort Wayne, IN/Homestead HS	6-2/180	38.2 IP, 7.22 ERA, 2-2 (0), 23 K
	Velcheck, Arnold	1933, '35-'36	OF	Thorpe, WI		
42	Verduzzo, Steve	1992-93	3B/SS	Scotts Valley, CA/Bellamine Prep	6-1/185	102 AB, 245, 1 HR, 16 RBI
	Vergara, George	1924	1B/3B/OF	Brooklyn, NY		
23	Vergara, Martin	2002	RHP	Paterson, NJ/DePaul Catholic HS	6-0/190	63.0 IP, 4.14 ERA, 6-1 (1), 55 K
	Verhoestra, Arthur	1938-39	C	South Bend, IN		
45	Vloria, Brandon	2000-03	RHP	Wailuku, HI/Maui HS	5-11/210	83.2 IP, 2.58 ERA, 6-2 (7), 49 K
	Voeltinger, Dan	1977-80	C	Rockford, IL/Boylan HS	6-0/190	414 AB, 273, 12 HR, 101 RBI
8	Vogele, Greg	1988	OF	Cincinnati, OH/La Salle HS	5-11/160	35 AB, 343, 1 HR, 8 RBI
33	*Votier, Bob	1968-70	OF	Church Point, LA/Acad. Immac. Conception	6-1/165	264 AB, 265, 1 HR, 21 RBI
	Vuono, Carl	1984	1B/3B	Pittsburgh, PA/Mt. Lebanon HS	6-0/180	263 AB, 297, 12 HR, 69 RBI
	Vuono, Marty	1980	RHP	Pittsburgh, PA/Mt. Lebanon HS	6-0/180	35.0 IP, 4.11 ERA, 4-3 (1), 20 K
W						
44	Wagner, Jeff	1996-99	C/1B	Louisville, KY/St. Xavier HS	6-3/235	694 AB, 336, 49 HR, 189 RBI
	Walania, Alan	1990-93	RHP	Derby, CT/Notre Dame HS	6-2/170	324 IP, 3.64 ERA, 30-12 (8), 236 K
	Walbrun, Tom	1976	OF	Appleton, WI	6-0/165	77 AB, 338, 0 HR, 11 RBI
	Waldorf, Rufus	1905-07	P	Mendota, IL	5-11/170	11-3 record
19	Walker, Mickey	1961-63	RHP	Detroit, MI/Detroit Catholic Central HS	6-2/195	164.1 IP, 2.96 ERA, 13-4, 143 K
	Walsh, Edward	1926-28	P	Meriden, CT/Menden HS, St. John's Prep	6-1/180	18-6 record
	Walsh, James	1915	P	Fonda, IA		9-5 record
41	Warrender, Bill	2009-10	OF	Collegeville, PA/La Salle Collegiate HS	6-1/190	36 AB, 250, 1 2B, 1 3B, 1 HR, 4 RBI
	Watzke, Mark	1984-86	RHP	Palos Hills, IL/Carl Sandburg HS	6-1/180	119 IP, 4.92 ERA, 11-6 (0), 39 K
	Wetzel, Mark	2007	C	Kansas City, MO/Rockhurst HS/Missouri St.	6-3/220	156 AB, 244, 5 HR, 29 RBI
33	Weiland, Kyle	2006-08	RHP	Albuquerque, NM/Eldorado HS	6-3/180	121.0 IP, 4.17, 9-9 (25), 117 K
18	Weiss, Brent	2002, '04	OF/C	Cockeysville, MD/St. Paul's HS	6-1/195	36 AB, 222, 2 HR, 9 RBI
	Welch, Thomas	1905	OF/C	Kewanee, IL		
	Wells, March Forth	1912-15	P	Dowagiac, MI		10-2 record
	Wentworth, George	1934-36	SS	Bucksport, ME		
	White, Clovis	1933	1B	Scottsville, KY		
29	Whitmyer, Steve	1981-82	RHP	Columbus, OH/Brookhaven HS	6-4/215	135.2 IP, 5.24 ERA, 9-13 (1), 109 K
26	*Widelski, Wally	1995-97	LHP	South Holland, IL/Thornwood HS	6-2/180	68.2 IP, 5.64 ERA, 7-0 (0), 39 K
29	Wilkins, Cody	2004	LHP	Hudson, NC/South Caldwell HS	6-1/225	6.0 IP, 7.50 ERA, 0-0 (0), 7 K
	*Williams, Fred "Cy"	1910-12	OF	Wadena, IN	6-2/180	
51	Williamson, Joey	2005-07	RHP	Lantana, FL/Santalucas HS	6-1/195	93.2 IP, 4.52 ERA, 5-4 (2), 91 K
	Wilson, Francis	1926-28	OF/1B	Pittsburgh, PA		
	Wilson, Ralph	1896, '98	OF	Blairsville, PA		
	Wilson, William	1911	C	Flint, MI		
20	Wojcik, Edward	1958-60	C	Manchester, CT	6-1/195	214 AB, 229, 1 HR, 35 RBI
	Wolf, Charles	1947	OF	Ft. Thomas, KY		
	Wolf, George Louis	1916	SS	South Bend, IN		
	Wolfe, Don	1975-78	LHP	Fairlawn, NJ/Fairlawn HS	6-2/175	191.0 IP, 3.58, 13-14, 145 K
12	*Wood, Howard	1972-73	OF	Redondo Beach, CA/Montgomery HS	5-10/170	135 AB, 237, 1 HR, 9 RBI
	Woolwine, Jim	1961-63	3B	Wilmington, IL/Wilmington HS	5-10/175	201 AB, 279, 1 HR, 24 RBI
	Wrape, James	1919	P	St. Louis, MO		4-1 record
32	Wright, Jim	1969	C	Sparta, NJ/Sparta HS	6-1/220	49 AB, 224, 1 HR, 9 RBI
1	Wright, Michael	2007	OF	Lockhart, TX/Lockhart HS	5-7/160	45 AB, 200, 1 HR, 6 RBI
45	Wroblecki, Corey	1992-93	DH	LaPorte, IN/LaPorte HS	6-2/210	59 AB, 186, 4 HR, 10 RBI
Y-Z						
30	Yawman, Dave	1988	C	Fairport, NY/Fairport HS	6-3/205	31 AB, 129, 0 HR, 3 RBI
	Yeager, Joe	1955	OF	Stamford, CT	6-2/185	31 AB, 258, 0 HR, 4 RBI
	Yore, William	1927	OF	Oakland, CA		
	Zabroski, Peter	1977-78	RHP	Hartford, CT/Hartford Public HS	6-0/170	75.1 IP, 4.30 ERA, 3-2, 38 K
	Zappia, Tony	1970-71	2B	South Bend, IN/St. Joseph's HS	5-9/160	38 AB, 184, 0 HR, 1 RBI
	Zieminski, Joe	1944	P	Springfield, MA		2-2 record
18	Zimont, Larry	1998	OF	Oak Forest, IL/Oak Forest HS	6-3/220	85 AB, 271, 3 HR, 16 RBI
28	Zolnowski, Ray	1966	RHP	Bayonne, NJ	6-0/185	



Steve Whitmer is one of several former players who went on to enter college coaching, serving five seasons as head coach at the U.S. Naval Academy.



Jeff Wagner (1996-99), 21st-round pick by the Anaheim Angels in '99, still ranks in the top 10 all-time in career slugging percentage (3rd; .634), RBI (7th; 189), home runs (1st; 49), doubles (t-10th; 50) and total bases (6th; 440).



Kyle Weiland (2006-08), third-round pick of the Boston Red Sox in '08, owns the school record for career saves (25) and single-season saves (16, '06).



Ray Zolnowski (1966) is the final player on ND baseball's list of 901 letterwinners.

Note

Jersey number, position, ht. and wt. based on final media guide listings. Only years in which player lettered are listed (stats reflect entire career). Stats refer to at bats, batting avg., home runs and runs batted in for offensive players and innings, earned run avg., win-loss record (saves) and strikeouts for pitchers. Current players in bold. Asterisks (*) indicate lefthanded hitters, pound sign (#) switch-hitters. Some data incomplete/unavailable. Please forward additions/corrections to ND Media Relations Office.

1

Tom Allen
Randall Brooks
Adam Norton
Anthony Iarocci
Tim Prister
Michael Wright

2

Joseph Barrows
Jack Flaherty
Brett Lilley
Tim Murray
Rowan Richards
Alex Robinson
Gregory Rodems
John Rodgers
Casey Snyder
Steve Stanley

3

Dan Bautch
James Cameron
Tony Langford
Greg Layson
Bob Lisanti
Trey Mancini
Mike Moshier
Matt Nussbaum
Steve Sollmann

4

Michael Doraning
Richard Farrell
John Flanagan
Todd Frye
Joe Hudson
Greg Lopez
Mark Mapes
A.J. Pollock
Lane Richards
Scott Siler
Michael Swallow

5

J.J. Brock
Drew Duff
Paul Failla
Frank Fiaschi
Tom Hansen

Michael Jamieson
Matt Macri
Nick McCarty
David Mills
John Moran
Craig Pavlina
Chris Reinhart
Mike Rooney
Eddie Smith

6

Peter Clemens
Mike Coss
Kevin DeFilippis
Danny Dressman
Brian Dupra
Mike Galloway
Mike Naumann
Steven Passinault
Dan Szajko
Paul Turco

7

Ross Brezovsky
Javier Fuentes
Dustin Ispas
Eric Jagielo
Christian Parker
Jeff Perconte
Zach Sisko
James Smith
Chuck Tasch
Alan Walania

8

Kris Billmaier
Chris Fournier
Matt Grosso
Matt Haas
Frank Jacobs
Michael Kenahan
Henry Lange
Blaise Lezynski
Thomas Miller
James Sass
Evan Sharpley
Brant Uyt
Rich Vanthournout
Gary Voge

9

Matt Bok
Craig Cooper
J.P. Drevline
Allen Greene
George Iams
Edward Lange
John Loughran
Michael O'Neill
Ryan Topham

10

Conor Biggio
Rick Chryst
Ryan Connolly
Dustin Ispas
Cory Mee
Chris Niesel
Alec Porzel
Steve Skupien

11

Robby Birk
Tom Bujnowski
Tommy Chase
Phil Donnelly
Sean Gaston
David Hearme
Phil Krill
Alan Kristowski
Joseph LaRoca
William Matre
Gary Mayer
Charles Scrwanich

12

Mike Amrhein
Brayden Ashdown
Dave Bartish
Brett Basilone
Thomas Blythe
Matt Bransfield
Andrew Bushey
Kevin Connolly
Gene Duffy
Shaun Fitzmaurice
Jim Gibbons
Joe Kernan
Laurence Lackner
Jerry McNamara
Pat Pesavento
Kenneth Rump
David Sinnes
Howard Wood

13

Joe Binkiewicz
Mike Carlin
Dave Costigan
Craig DeSini
Brennan Grogan
Mac Hudgins
Wade Korpi
Chuck Lennon
Thomas O'Conner
Herman Petzold
Bret Poppleton
William Schoen
Mitchell Stoltz
Dan Voellinger

14

Bob Bentley
Joseph Carideo
Frank Carpin
Mark Clementz
Ben Cooke
Matt Edwards
Tom Guilfoile
Robbie Kent
Jason Martinez
Eddy Mendiola
Richard O'Leary
Kyle Richardson
Justin Scholl
Matt Scioscia
Tommy Shields

15

Pat Eilers
Walt Gazdayka
Robert Giarrantano
Chad Hartvigson
Edward Hrabcsak
Mike Knecht
Leonard LeRose
Michael Lesso
Jason McMurray
Pat O'Brien
Jim Phelps
Javi Sanchez
Greg Sherry
Bryan Smith
Scott Sollmann
Jim Stouffer
Mike Trudeau
Matt Weglarz

16

Bill Brutvan
Jeff Felker
Paul Horan
Thomas Jaeb
Zak Kutsulis
Edward Lupton
Eric Maust
Ron Mottl
Alex Nettey
Frank Orga
Daniel Phelps
Paul Sopko

17

Billy Boockford
Michael Brennan
Henry Bretting
Kasey Clevenger
James Cross
John Ebert
Robert Fitz
Nick Furlong
Matt Krall
Ken Meyer
Kevin O'Neill
Cody Rizzo
Stephen Simone
Dan Stavisky
Cristian Torres

18

Patrick Coleman
Tom Conroy



Former South Bend mayor and Indiana governor **Joe Kernan** was a catcher on the 1967 and '68 baseball teams. Kernan is one of several noteworthy Irish baseball players who have worn No. 12, with that group including **Mike Amrhein**, **Shaun Fitzmaurice**, **Jim Gibbons**, **Pat Pesavento**, **David Sinnes** and **Andrew Bushey**.

Sean Fitzgerald

Harold Lavelle
Paul Mauk
Steven Mazur
Walt Osgood
John Rogers
Peter Schmidt
Kenneth Schuster
Charles Snow
Brent Weiss
Larry Zimont

19

Ryan Bull

Craig Counsell
Jim Dee
Larry Kennedy
Dick Lucke
Todd Miller
James Noe
John O'Drobinak
Mike Passilla
Mark Pittman
Dick Rosenthal
John Seabaugh
Brian Stavisky
Mickey Walker

20

Jeremy Barnes
Dave Celmer
Phillip Dingle
A.J. Jones
Brad Lidge
Charlie Markson
Dan McGinn
Tom Murray
Daniel Nespo
Pete Ogilvie
Derik Olvey
Bill Orga
Steve Powell
Scott Rogers
George Sefcik
Edward Wojcik

21

Scott Cavey
Joey Cresta
Frank Finnegan
James Gieselman
Justin Gleichowski
Gerry Goetz
Brett Graffy

Robert Kocmalski
John Matthews
Dick Nussbaum
John Reynolds
Joe Spano
Tom Tencza
Joe Thaman
Henry Valenzuela

22

Thomas Colin
Eric Danapilis
Evan Danieli
Aaron Heilman
Daniel Hogan
Grant Johnson
Dan Kapala
Joseph Keenan
Erik Madsen
Anthony McIver
Robin Reschan
Ricky Sanchez
Jay Schloemer
Mark Simendinger
Dennis Twombly

23

Craig Allen
David Clark
John Counsell
Michael Deasey
Chris Flynn
Joseph Geneser
Mark Gonring
Ed Hurley
Tony Langford
Pat Leahy
John Mitchell
Ryan Richter
Danny Tamayo
Mark Tremblay
Martin Vergara

24

Matt Arminio
Rico Bertucci
Brian Conway
John Corbin
Sam Elam
Ronald Goodman
John Hammett
Tim Hutson
Frank Karazim
James Montenegro



Several Notre Dame pitchers have worn number 20, including **Dan McGinn** ('65) and **Dave Celmer** ('66-'68), plus **Steve Powell** ('84-'86), **A.J. Jones** ('93-'94), **Brad Lidge** ('97-'98) and **Peter Ogilvie** ('01-'03, pictured).

All-Time Numerical Roster

George Restovich, Jr.

Michael Riddell

Nick Scarpelli

Patrick Veerkamp

25

Tom Cuggino

Kevin Fanning

Mike Holba

Matt Katich

William Lucas

Nick Mainieri

John Musto

Pat O'Keefe

Ricky Palmer

Austin Pearce

Paul Petitclair

Harold Reilly

Ron Schmitz

Dick Selcer

26

Timothy Ambrey

Arthur Combs

Jim Cusack

Doug Doemel

Mick Doyle

Rich Gonski

Timothy Handrich

Bob Jaeger

James Nevant

Nick Palihnich

Bob Senecal

Martin Serena

Pat Topolski

Wally Widelski

Joey Williamson

27

Breck Ashdown

Roger Braun

Mike Coffey

Jerry Fenzel

Gregory Jaun

Richard Licini

Paul O'Toole

Paul Pryblo

Sam Richey

Robert Roemer

Rich Sauget, Jr.

Don Sniegowski

Chris Soriano

Bob Stratta

Thomas Szajko

Harold Tapp

Marty Vuono

28

Bob Bartlett

Richard Eich

Michael Hearne

Ed Lund

Thomas Lux

Cameron McConnell

William Teschke

Ray Zolnowski

29

Garret Carlson

Donald Costa

David Gruener

Dave Hanson

Ryne Intlekofer

David Legus

Buster Lopes

Robert Scarpitto

Joseph Schrader

Chuck Symeon

Steve Whitmeyer

Cody Wilkins

30

Bob Arnzen

John Connoro

Pat Davis

Jim Hannan

Will Harford

Forrest Johnson

Frank Kwiatowski

Mike Morgalis

Joseph Ridge

Michael Rieder

Rich Rusteck

Tom Thornton

Bob Voitier

Dave Yawman

31

John Coretta

Gregg Henebry

Scott Kerrigan

Mike Many

Timothy Reardon

George Restovich, Sr.

Andrew Scheid

Tom Sinnott

Gerald Spaeth

William Stonikas

32

John Gentempo

Connor Hale

Ryan Kalita

Jim Morris

Brian Peters

Alex Robinson

Alex Shilliday

Jess Stewart

Golden Tate

James Wright

Joe Yeager

33

Ty Adams

Scott Bickford

Ed Golom

Mike Graney

Mickey Karkut

Elmer Kohorst

Stan Konopka

Phil Mosey

Ron Reed

Bob Voitier

Kyle Weiland

34

Dylan Blake

Kevin Hardy

Tom Howard

Mark Lapinskas

Tony Livorsi

Jeff Manship

Ryan Sharpley

35

Frank DeSico

David Phelps

Mark Schmitz

Matt Strickroth

Chris Vasami

36

Steve Andres

Pat Connaughton

Leighton Cooper

Dan Leatherman

37

Cole Johnson

Dan Kapala

Matt Laird

Kyle Rubbinaccio

38

Tyler Jones

Casey Martin

Tom O'Hagan

39

Matt Buchmeier

Alex Carter

Kevin Chenail

40

Justin Gingerich

Brian Piotrowicz

Dan Slania

41

Mike Balicki

Tom Price

Bill Warrender

42

Ty Adams

Dan Peltier

Darin Schmalz

Matt Ternowchek

Steve Verduzco

43

Joe Spizzirri

44

David Casey

Mike Dury

Tim Krause

Jeff Wagner

45

Michael Harmon

Will Hudgins

Chris McKeown

Jeff Samardzija

Irv Smith

Ryan Smith

Kevin Tommasini

Brandon Vilorio

Korey Wroblewski

46

J.P. Gagne

Tim Kalita

Matt Whittington


47

Ryan Doherty

Monogram Winners By State

Illinois	150	Kansas.....	5
New York	84	Colorado.....	5
Indiana	84	Maine.....	4
Ohio	65	Oklahoma	4
New Jersey	49	Rhode Island	4
Massachusetts	47	Arizona	4
Michigan.....	44	Georgia	3
Pennsylvania	40	New Mexico	3
California	39	Alabama	2
Wisconsin	32	Ontario.....	2
Iowa	26	South Dakota	2
Minnesota	22	Arkansas	1
Texas	20	Canal Zone	1
Florida	19	Delaware.....	1
Kentucky	18	Hawaii.....	1
Connecticut.....	17	Mississippi.....	1
Missouri	15	Montana	1
Washington	13	North Carolina	1
Maryland.....	12	North Dakota	1
Virginia	11	Utah.....	1
Louisiana.....	9	West Virginia	1
Oregon	8	Wyoming.....	1
Washington, D.C.	7		
Nebraska	6		
Tennessee	6		

Bold – states represented on Notre Dame's 2013 roster.



Notre Dame's 49 all-time baseball letterwinners from New Jersey include 2004 All-American RHP **Ryan Doherty** (Toms River) and Fairlawn native **Don Wolfe** (pictured), who as a freshman tossed the first known no-hitter by a Notre Dame pitcher in 38 years (during a 10-0 home victory over Butler on April 20, 1975). The southpaw collected 12 strikeouts during the historic outing. He went on to post 20 complete games in his three-year career ('75, '77-'78), still good for sixth place on the Notre Dame list for career complete games.



Ontario native **Robert Hoag** (Ottawa) lettered as a second baseman with the 1939 Notre Dame baseball team while current Milwaukee Brewers' closer **John Axford** (Port Dover) joined him as the second Canadian to earn a monogram with the Irish baseball program (in 2002).

48

Andrew Wiand

49

John Axford

Mike Rotkis

50

Marty DeGraff

51

Donnie Hissa

Joey Williamson

52

Larry Mohs

Steve Sabatino

54

Adam Maisano

Rich Sauget

Matt Whittington

55

Matt Scioscia

56

Edwin Hartwell

Current players in **bold**

Numbers unavailable for some seasons

Coach	Years	W-L-T (Pct.)
Frank Hering	1897-99	17-7-0 (.708)
Stahl	1900	15-2-0 (.882)
Robert Lynch	1903	17-5-0 (.773)
Harry Arndt	1906	20-5-0 (.800)
Lou Criger	1907	21-2-0 (.913)
Harry Curtis	1908-09 (2)	33-6-0 (.846)
Ed Smith	1910, '12 (2)	38-8-0 (.826)
Albert Kelly	1911 (1)	17-5-0 (.773)
Fred "Cy" Williams	1913 (1)	14-3-0 (.824)
Jesse Harper	1914-18 (5)	61-28-0 (.685)
Gus Dorais	1919-20 (2)	21-10-1 (.672)
Walter Halas	1921-23 (3)	46-21-1 (.684)
George Keogan	1924-26, '30-'33 (7)	68-57-2 (.543)
Tommy Mills	1927-29 (3)	57-20-1 (.737)
Jake Kline	1934-75 (42)	558-449-5 (.554)
Tom Kelly	1976-80 (5)	88-102-1 (.463)
Larry Gallo	1981-87 (7)	157-167-3 (.485)
Pat Murphy	1988-94 (7)	318-116-1 (.732)
Paul Mainieri	1995-2006 (12)	533-213-3 (.714)
Dave Schrage	2007-10 (4)	119-104-1 (.533)
Mik Aoki	2011-12 (2)	54-56-1 (.491)

Year	Coach	Captain(s)	W-L-T (Pct.)
1892	None	Charles Gillon	1-0-0 (1.000)
1894	None	John Flannigan	1-2-0 (.333)
1895	None	Oscar Schmidt	3-2-0 (.600)
1896	None	Michael Daly	2-3-0 (.400)
1897	Hering	Michael Powers	4-2-0 (.667)
1898	Hering	Michael Powers	6-2-0 (.750)
1899	Hering	Angus McDonald	7-3-0 (.700)
1900	Stahl	Angus McDonald	15-2-0 (.882)
1901	None	Matthew Donahue	11-8-0 (.579)
1902	None	Robert Lynch	16-4-1 (.786)
1903	Lynch	Anton Stephen	17-5-0 (.773)
1904	None	Anton Stephen	12-5-0 (.706)
1905	None	Daniel O'Connor	6-9-0 (.400)
1906	Arndt	Lawrence McInerney	20-5-0 (.800)
1907	Criger	Rufus Waldorf	21-2-0 (.913)
1908	Curtis	John Brogan	20-1-0 (.952)
1909	Curtis	John McKee	13-5-0 (.722)
1910	Smith	Albert Kelly	19-3-0 (.864)
1911	Kelly	Eugene Connolly	17-5-0 (.773)
1912	Smith	Fred "Cy" Williams	19-5-0 (.792)
1913	Williams	Simon Farrell	14-3-0 (.824)
1914	Harper	Herb Kelly	17-5-0 (.773)
1915	Harper	Edward Duggan	14-6-0 (.700)
1916	Harper	Charles Sheehan	11-8-0 (.579)
1917	Harper	Clarence "Jake" Kline	10-4-0 (.714)
1918	Harper	Louis Wolf	9-5-0 (.643)
1919	Dorais	Ralph Sjoberg	10-4-1 (.700)



Year	Coach	Captain(s)	W-L-T (Pct.)
1920	Dorais	Frank Miles	11-6-0 (.647)
1921	Halas	Johnny Mohardt	11-7-1 (.605)
1922	Halas	Jerome Blievernich	19-4-0 (.826)
1923	Halas	Paul Castner	16-10-0 (.615)
1924	Keogan	William Sheehan	16-7-0 (.696)
1925	Keogan	Roger Nolan	11-13-0 (.458)
1926	Keogan	James Silver	13-13-0 (.500)
1927	Mills	Richard Smith	15-6-0 (.714)
1928	Mills	Joseph Sullivan	23-8-0 (.742)
1929	Mills	John Colrick	19-6-1 (.750)
1930	Keogan	Joe Lordi	12-7-0 (.632)
1931	Keogan	Dennis O'Keefe	6-4-0 (.600)
1932	Keogan	Charles Palt	5-6-1 (.458)
1933	Keogan	James McGrath	5-7-1 (.423)
1934	Kline	Lawrence O'Neill	8-11-0 (.421)
1935	Kline	Kieran Dunn	11-7-0 (.611)
1936	Kline	Francis Gaul	16-3-0 (.842)
1937	Kline	Ennio Arboit	11-6-0 (.647)
1938	Kline	Charles Borowski	11-6-0 (.647)
1939	Kline	Joseph Nardone	11-6-0 (.647)
1940	Kline	Chester Sullivan	9-8-0 (.529)
1941	Kline	Andrew Chlebeck	6-10-1 (.382)
1942	Kline	Bernie Crimmins	7-4-0 (.636)
1943	Kline	James Carlin	5-3-0 (.625)
1944	Kline	Thomas Sheehan	11-11-0 (.500)
1945	Kline	Frank Gilhooly	10-8-1 (.553)
1946	Kline	Thomas Sheehan	13-6-0 (.684)
1947	Kline	Bob Klein, Jack Mayo	16-5-0 (.762)
1948	Kline	Steve Pavella	11-12-0 (.478)
1949*	Kline	Benny Kozlik, Ray Petzelka	20-8-0 (.714)
1950	Kline	Thomas Martin	8-14-0 (.364)
1951	Kline	Bob Nemes	11-14-0 (.440)
1952	Kline	Jerry Ledwidge	13-12-0 (.520)
1953	Kline	Joe Ridge	16-7-1 (.688)
1954	Kline	Harold Reilly	12-13-0 (.480)
1955	Kline	Ron Mottl (honorary)	9-13-0 (.409)
1956*	Kline	Dan Nespo	12-14-0 (.462)
1957*	Kline	Jim Cusack, Elmer Kohorst	16-10-0 (.615)

Even before the first varsity season (1892), Notre Dame students were playing organized baseball – as shown in this 1869 photo.



Jake Kline (left) and Charles Borowski



Francis Gaul

Herb Kelly

1914 team captain

1958*	Kline	Bob Senecal	20-11-0 (.645)
1959*	Kline	Gene Duffy, Dick Selcer	22-7-0 (.759)
1960*	Kline	Ed Wojcik	19-7-0 (.731)
1961	Kline	Jack Gentempo	12-17-0 (.414)
1962	Kline	Bill Brutvan (honorary)	11-6-0 (.647)
1963*	Kline	Dave Hanson	19-11-0 (.633)
1964	Kline	John Counsell	16-12-1 (.569)
1965	Kline	Ed Lupton (honorary)	18-17-0 (.514)
1966	Kline	Mark Goningir	12-14-0 (.462)
1967	Kline	Pat Topolski	17-8-1 (.673)
1968	Kline	Tom Cuggino	13-10-0 (.565)
1969	Kline	Tom Lux	14-10-0 (.583)



Notre Dame's 1904 varsity baseball team



Bernie Crimmins

James Carlin

Win-Loss Record



Notre Dame's 1959 NCAA Tournament Team

Year	Coach	Captain(s)	W-L-T (Pct.)	Year	Coach	Captain(s)	W-L-T (Pct.)	Year	Coach	Captain(s)	W-L-T (Pct.)
1970*	Kline	Nick Scarpelli	17-21-0 (.548)	1990	Murphy	Ed Lund	46-12-0 (.793)	2004*	Mainieri	Javi Sanchez	51-12-0 (.810)
1971	Kline	Chuck Horan	11-21-0 (.344)	1991	Murphy	Joe Binkiewicz	45-16-0 (.738)			Steve Sollmann, Chris Niesel	
1972	Kline	Joe LaRocca	14-16-0 (.467)	1992*	Murphy	Craig Counsell	48-15-0 (.762)	2005*	Mainieri	John Axford, Tyler Jones	38-24-1 (.611)
1973	Kline	Bob Roemer	15-22-0 (.405)			Cory Mee, Joe Binkiewicz				Greg Lopez, Cody Rizzo	
1974	Kline	Tom Hansen	18-21-0 (.462)	1993*	Murphy	Edwin Hartwell	46-16-0 (.742)	2006*	Mainieri	Greg Lopez	45-17-1 (.722)
1975	Kline	Mark Schmitz	17-14-0 (.548)	1994*	Murphy	Bob Lisanti	46-16-0 (.742)			Tom Thornton	
1976	Kelly	Mitch Stolz, Bob Stratta	16-24-0 (.400)	1995	Mainieri	Bob Lisanti	40-21-0 (.656)	2007	Schrage	Danny Dressman	28-28-0 (.500)
1977	Kelly	Stan Bobowski	17-26-0 (.395)			Craig DeSensi				Mike Dury	
1978	Kelly	Rick Pullano	12-25-1 (.329)	1996*	Mainieri	Craig Allen, Bob Lisanti	44-18-0 (.710)	2008	Schrage	Ross Brezovsky	33-21-1 (.609)
1979	Kelly	Rick Pullano	14-19-0 (.424)			George Restovich, Rowan Richards				Sean Gaston, Chris Soriano	
1980	Kelly	Dan Voellinger	29-8-0 (.784)	1997	Mainieri	J.J. Brock	41-19-0 (.683)	2009	Schrage	Jeremy Barnes	36-23-0 (.610)
1981	Gallo	Mike Jamieson	23-16-1 (.588)	1998	Mainieri	J.J. Brock	41-17-0 (.707)			Ryan Connolly	
1982	Gallo	Chuck Tasch	28-15-0 (.651)	1999*	Mainieri	Alex Shilliday	43-18-0 (.705)	2010	Schrage	Brian Dupra	22-32-0 (.407)
		Henry Valenzuela				Jeff Wagner				Ryan Connolly, Mick Doyle, Cole Johnson	
1983	Gallo	Rick Chryst	19-28-0 (.404)	2000*	Mainieri	Aaron Heilman	46-18-0 (.719)	2011	Aoki	Brian Dupra	23-29-1 (.443)
1984	Gallo	Curt Vuono	24-24-0 (.500)			Matt Nussbaum, Jeff Perconte				Mick Doyle	
1985	Gallo	Jack Moran	26-27-2 (.491)	2001*	Mainieri	Andrew Bushey	49-13-1 (.786)	2012	Aoki	Will Hudgins	31-27 (.534)
1986	Gallo	Tom Shields	22-28-0 (.440)			Aaron Heilman, Alec Porzel				Tommy Chase	
		Rich Vanthournout		2002*	Mainieri	Andrew Bushey	50-18-0 (.735)	* Denotes NCAA tournament appearances			
1987	Gallo	None	15-29-0 (.341)			Steve Stanley					
1988	Murphy	Steve Skupien	39-22-0 (.639)	2003*	Mainieri	Kris Billmaier	45-18-0 (.714)				
1989*	Murphy	Mike Moshier	48-19-1 (.713)			J.P. Gagne, Steve Sollmann					
		Pat Pesavento									

Program Totals (3,764 games): 2,324 wins; 1,419 losses; 21 ties (.620)



Notre Dame's 1989 NCAA Tournament West II Regional Team (48-19-1)

(kneeling, from left) Pat Eilers, Mike Coss, John Flanagan, Tom Allen, Mike Moshier, Mike Rooney, Tom Murray, Craig Counsell, Jason Martinez and Dan Marzec;
 (middle row, from left) Pat Pesavento, Erik Madsen, Matt Krall, Jim Passinault, Dan Peltier, Jon Baker, James Sass, Brian Piotrowicz, Mike Passilla and Brian Conway;
 (back row, from left) Tom Gulka, Joe Binkiewicz, Mike Coffey, assistant coach Fred Petersen, groundskeeper, senior manager Chris Welborn, junior manager Luke Lovell,
 assistant coach Jeff Nate, head coach Pat Murphy, David Legus, Paul Lange, graduate assistant coach Brian Galloway and athletic trainer Dwayne Treolo
 Players not pictured include: Dan Bautch, Frank Jacobs, Tony Livorsi, Ed Lund, Cory Mee, Mike Rotkis, Korey Wroblewski and Joe Zebroski (plus assistant coach Mike Gibbons)

All-Time Series Records



Air Force.....	7-0	Duquesne.....	10-0	Lipscomb.....	1-0	Pensacola.....	1-0	Tulsa.....	0-5
Akron.....	1-0	Earlham.....	2-0	Lombard.....	1-0	Pepperdine.....	1-0	UCLA.....	1-1
Alabama.....	4-3	Eastern Illinois.....	5-1	Long Beach State.....	1-2	Pittsburgh.....	32-15	Upper Iowa.....	1-0
Alabama-Birmingham.....	1-0	Eastern Michigan.....	3-1	LSU.....	3-2	Portland.....	2-0	USC.....	3-3
Albany.....	0-1	Elon.....	2-0	Louisiana Tech.....	3-0	Prairie View A&M.....	1-0	Valparaiso.....	72-21
Albion.....	8-1	Evansville.....	21-10	Louisville.....	8-13	Princeton.....	0-2	Vanderbilt.....	4-2
Alma.....	1-0	Fairfield.....	1-0	Loyola (IL).....	3-0	Providence.....	7-3	Vermont.....	1-1
Amherst.....	1-0	Ferris State.....	3-6	Loyola (LA).....	2-1	Purdue.....	80-38-3	Villanova.....	35-8-1
Arkansas.....	6-6	Florida.....	1-4	Loyola Marymount.....	1-0	Quincy.....	1-0	Virginia.....	2-3
Arkansas-Little Rock.....	1-0	Florida A&M.....	2-0	Luther.....	1-2	Rice.....	1-1	Virginia Tech.....	7-6
Arkansas State.....	8-7	Florida Atlantic.....	2-0	Maine.....	3-2	Rochester (MI).....	1-0	Wabash.....	39-6
Armour.....	7-0	Florida Gulf Coast.....	0-1	Manchester.....	7-0	Rollins.....	3-3	Wake Forest.....	2-4
Army.....	5-1	Florida International.....	1-6	Manhattan.....	1-1	Rose Polytechnic.....	6-0	University of Washington.....	5-3
Arizona.....	2-8	Florida Memorial.....	1-0	Mankato State.....	1-0	Rush Medical.....	1-1	Washington University.....	1-0
Arizona State.....	2-5	Florida Southern.....	0-1	Marian.....	3-0	Rutgers.....	34-20	Washington and Jefferson.....	1-0
Auburn.....	0-4	Florida State.....	4-5	Marquette.....	2-0	Sacred Heart.....	2-1	Washington State.....	3-0
Austin Peay State.....	0-1	Fordham.....	2-1	Marshall.....	1-3	St. Ambrose.....	0-1	Wayne State (IN).....	5-0
Ball State.....	19-12	Franklin College.....	0-1	Memphis (State).....	10-9	St. Bernard.....	0-1	Webster International.....	1-0
Baylor.....	2-3	Fresno State.....	1-4	Mercer.....	3-3	St. Bonaventure.....	2-0	West Virginia.....	40-22
Beloit.....	18-9	Furman.....	1-1	Miami (FL).....	5-14	St. Edwards (TX).....	0-6	Western Kentucky.....	1-0
Bethany.....	2-0	Georgetown.....	38-8	Miami (OH).....	1-11	St. Ignatius.....	3-0	Western Michigan.....	67-65-1
Bethel.....	19-4	Georgetown (KY).....	1-0	Michigan.....	45-84	St. John's.....	26-23	Wichita State.....	1-1
Boston College.....	23-9	George Washington.....	1-0	Michigan State.....	53-78	St. Joseph's (IN).....	12-1	Williams.....	1-0
Bowling Green.....	39-23-1	Georgia.....	7-5	Minnesota.....	23-19	Saint Louis.....	13-4	Winona.....	1-0
Bradley.....	16-11	Georgia Tech.....	4-6	Mississippi.....	1-4	St. Mary of the Plains.....	1-1	Winthrop.....	1-2
Brigham Young.....	3-2	Gonzaga.....	1-2-1	Mississippi State.....	4-2	St. Mary's (KY).....	4-0	Wisconsin.....	61-56-3
Brown.....	1-0	Goshen.....	4-0	Mississippi Valley State.....	5-0	St. Mary's (MN).....	5-3	Wisconsin-Milwaukee.....	10-3
Buffalo.....	1-0	Grambling.....	2-0	Missouri.....	1-1	St. Mary's (TX).....	8-7	Wright State.....	3-3
Butler.....	67-15	Great Lakes.....	14-8	Missouri Southern.....	1-2	St. Norbert.....	2-0	Xavier.....	56-20
California.....	3-2	Harvard.....	1-2	(SW) Missouri State.....	3-1	St. Procopius.....	1-0	Yale.....	1-2
Cal-Irvine.....	1-0	Hawaii.....	0-2	Monmouth.....	2-0	St. Thomas.....	3-0		
Cal-Riverside.....	0-1	Hillsdale.....	14-0	Mount St. Mary's.....	2-0	St. Victor.....	18-5	Bold -- 2013 opponents	
Cal-Santa Barbara.....	1-0	Hofstra.....	3-0	Murray State.....	4-3	Sam Houston State.....	1-0	By Conference	W-L-T (Pct.)
Cal State Fullerton.....	0-4	Hope College.....	2-0	Navy.....	8-3-1	San Diego.....	2-0	America East.....	4-4 (.500)
Carson-Newman.....	0-1	Houston.....	0-1	Nebraska.....	11-3	San Diego State.....	1-0	Atlantic Coast.....	53-54 (.495)
Cathedral.....	1-0	Huntington Baptist.....	1-0	Nevada.....	1-1	Santa Clara.....	0-1	Atlantic Sun.....	8-8 (.500)
Catholic University.....	2-1	Huntington.....	11-0	New Hampshire.....	0-1	Schreiner.....	4-1	Atlantic 10.....	137-37 (.787)
Central Florida.....	4-3	Illinois.....	25-38	New Mexico.....	1-0	Seattle University.....	1-2	BIG EAST.....	318-176-2 (.643)
Central Michigan.....	17-11-1	Illinois-Chicago.....	29-10	New Mexico State.....	1-1	Seton Hall.....	33-16	Big South.....	1-5 (.167)
College of Charleston.....	0-1	Illinois State.....	8-13	New Orleans.....	4-6	Siena Heights.....	2-0	Big Ten.....	505-449-9 (.529)
Chicago.....	27-6-1	Illinois Tech.....	1-2	New York Tech.....	1-0	South Alabama.....	2-1	Big 12.....	22-18-1 (.549)
Chicago State.....	28-2	Illinois Wesleyan.....	8-2	Newman.....	1-0	South Carolina.....	1-1	Big West.....	4-9 (.308)
Christian Brothers.....	6-3	Incarnate Word.....	1-2	Niagara.....	2-1	South Dakota State.....	0-1	Colonial.....	7-4 (.636)
Cincinnati.....	25-16	Indiana.....	66-32-1	North Carolina.....	1-2	South Florida.....	11-13	Conference USA.....	23-31 (.426)
The Citadel.....	1-0	IPFW.....	6-0	North Carolina State.....	0-1	Southern Illinois.....	10-4	Great West.....	36-9 (.800)
Clemson.....	1-0	IUPUI.....	5-1	UNC Wilmington.....	0-1	Southern Methodist.....	1-0	Horizon (MCC).....	187-78 (.706)
Cleveland State.....	16-1	Indiana State.....	5-9	North Central.....	1-0	Southwestern (TN).....	1-0	Independents.....	3-2 (.600)
Coastal Carolina.....	0-2	Indiana Tech.....	4-1	North Dakota State.....	1-0	Spring Hill.....	1-1	Ivy League.....	9-8 (.529)
Coe.....	2-0	Indianapolis.....	2-0	North Florida.....	1-1	Stanford.....	0-3	Metro.....	4-2 (.667)
Colgate.....	4-2	Iowa.....	41-27-1	Northeastern Illinois.....	7-2	Stetson.....	3-3	Mid-American.....	219-160-3 (.577)
Colorado State.....	1-0	Iowa State.....	1-1-1	Northern Illinois.....	7-2	Syracuse.....	1-0	Summit (Mid-Con).....	85-31 (.733)
Columbia.....	1-0	Jacksonville.....	0-1	Northern Iowa.....	2-0	Tennessee.....	1-4	Midwestern.....	2-0 (1.000)
Concordia.....	1-0	Jacksonville State.....	1-0	Northwestern.....	71-59-1	Tennessee-Martin.....	1-1	Missouri Valley.....	75-54 (.581)
Connecticut.....	25-17-1	James Madison.....	1-0	Northwood.....	3-1	Texas.....	3-3	Mountain West.....	15-4 (.789)
Cornell.....	3-1	Kalamazoo.....	14-1	Oakland (MI).....	12-1	Texas A&M.....	2-2	Northeastern.....	6-1 (.857)
Creighton.....	8-4	Kansas.....	1-0	Oberlin.....	2-1	Texas A&M Corpus Christi.....	0-1	Ohio Valley.....	11-6 (.647)
Dallas.....	3-0	Kansas State.....	0-3	Oglethorpe.....	1-1	TCU.....	1-2	Pacific-12.....	19-26 (.422)
Dallas Baptist.....	1-1	Kent State.....	8-7	Ohio.....	14-16	Texas Lutheran.....	4-4	Patriot.....	18-7-2 (.704)
Daniel Baker.....	2-0	Kentucky.....	5-6	Ohio State.....	26-20	Texas Wesleyan.....	0-2	Southeastern.....	37-43 (.463)
Dartmouth.....	2-0	Kentucky Wesleyan.....	1-0	Ohio Wesleyan.....	4-1	Texas-Pan American.....	6-7	Southern.....	4-2 (.667)
Dayton.....	46-12	Knox.....	5-3	Oklahoma.....	0-2	Texas-San Antonio.....	4-3	Southland.....	8-11 (.421)
DePaul.....	3-0	La Salle.....	7-0	Oklahoma City.....	1-0	(SW) Texas State.....	3-7	Southwestern Athletic.....	8-0 (1.000)
DePauw.....	19-4	Lafayette.....	1-0-1	Old Dominion.....	0-1	Texas Tech.....	1-0	Sun Belt.....	19-21 (.475)
Delaware.....	3-2	Lake Forest.....	4-1	Olivet.....	6-0	Toledo.....	43-12	West Coast.....	6-3-1 (.650)
Delta State.....	1-6-1	Lawrence.....	1-0	Oral Roberts.....	4-10	Transylvania.....	2-0	Western Athletic.....	6-8 (.429)
Denison.....	3-0	Lehigh.....	0-1	Oregon State.....	0-1	Trinity (TX).....	11-0		
Detroit (Mercy).....	56-46	Lewis.....	5-5	University of the Pacific.....	1-2	Tri-State.....	4-0		
Drake.....	1-0	Lewis & Clark State.....	1-0	Penn State.....	10-3	Tufts.....	1-0		
Duke.....	4-5	Liberty.....	0-1	Pennsylvania.....	1-0	Tulane.....	5-9-1		

(All-time records vs. teams, sorted by most-recent affiliation)

All-Time Series Results

AIR FORCE			
Notre Dame leads 7-0			
3/16/1990	N	W	4 3
3/17/1990	N	W	4 3
3/15/1991	N	W	9 6
2/29/1992	N	W	12 4
2/24/1996	N	W	12 8
2/24/2000	N	W	6 0
2/24/2006	N	W	8 2

AKRON			
Notre Dame leads 1-0			
3/17/2000	N	W	10 3

ALABAMA			
Notre Dame leads 4-3			
3/19/1976	A	L	0 9
3/20/1976	A	W	5 0
3/10/1994	A	L	2 5
3/11/1994	A	W	5 4
3/12/1994	A	W	10 7
4/25/1995	H	W	5 3
4/26/1995	H	L	1 9

ALABAMA-BIRMINGHAM			
Notre Dame leads 1-0			
3/12/2011	N	W	3 0

ALBANY			
Notre Dame trails 0-1			
2/24/2008	N	L	4 12

ALBION			
Notre Dame leads 8-1			
5/5/1894	H	W	3 2
6/9/1899	A	W	18 2
5/8/1902	H	W	21 7
5/9/1905	H	L	2 9
5/21/1906	H	W	6 1
5/8/1907	H	W	6 4
4/18/1908	H	W	18 0
4/14/1909	H	W	6 4
4/15/1911	H	W	28 4

ALMA			
Notre Dame leads 1-0			
5/28/1957	N	W	18 2

AMHERST			
Notre Dame leads 1-0			
6/15/1928	A	W	1 0

ARKANSAS			
Series is tied 6-6			
4/28/1910	H	W	6 4
4/29/1910	H	L	1 5
4/26/1911	H	L	2 3
4/27/1911	H	L	2 4
4/24/1912	H	W	11 2
4/25/1912	H	L	5 6
4/26/1912	H	W	10 9
4/24/1913	H	W	17 3
4/26/1913	H	W	11 0
3/16/1913	N	L	5 6
3/17/1983	A	L	0 5
2/28/1997	N	W	(7) 8

ARKANSAS-LITTLE ROCK			
Notre Dame leads 1-0			
3/15/2002	N	W	7 5

ARKANSAS STATE			
Notre Dame leads 7-0			
4/1/1953	N	W	11 2
4/2/1953	A	W	9 0
4/17/1954	N	L	0 10
4/22/1954	A	L	3 4
4/23/1954	A	W	9 8
4/1/1959	A	W	12 5
4/18/1960	A	W	17 3
4/20/1960	A	W	15 4
3/27/1965	A	W	5 2

3/15/1971	A	L	2 5
3/16/1971	A	L	2 3
3/16/1971	A	L	8 11
3/29/1972	A	L	4 7
3/11/1974	N	L	3 6
3/13/1974	N	W	6 3

ARMOUR INSTITUTE			
Notre Dame leads 7-0			
5/17/1910	H	W	19 4
5/21/1910	H	W	4 3
4/29/1911	H	W	10 5
4/18/1914	H	W	5 1
4/14/1915	H	W	14 2
4/25/1916	H	W	11 1
4/14/1930	H	W	12 4

ARMY			
Notre Dame leads 5-1			
5/24/1913	A	L	0 3
5/13/1914	A	W	9 3
5/11/1940	A	W	6 2
2/28/1992	N	W	2 1
2/23/1996	N	W	(7) 12 3
2/27/1997	N	W	(7) 8 0

ARIZONA			
Notre Dame trails 2-8			
4/7/1961	A	L	3 5
4/8/1961	A	L	4 12
4/8/1961	A	L	1 6
3/9/1993	A	L	6 19
3/10/1993	A	L	9 10
5/30/2003	A	W	13 5
3/12/2004	N	W	4 2
6/6/2004	H	L	6 7
3/5/2006	N	L	0 2
3/9/2008	N	L	0 16

ARIZONA STATE			
Notre Dame trails 2-5			
3/20/1992	A	L	2 16
3/21/1992	A	L	5 10
3/22/1992	A	L	5 9
3/8/1993	A	W	11 4
4/26/2002	H	W	9 4
2/22/2003	A	L	3 16
2/23/2003	A	L	8 14

AUBURN			
Notre Dame trails 0-4			
3/17/1976	N	L	2 10
3/17/1976	N	L	0 9
3/18/1976	N	L	6 8
5/29/1994	N	L	0 8

AUSTIN PEAY			
Notre Dame trails 0-1			
4/22/1960	A	L	4 6

BALL STATE			
Notre Dame leads 19-12			
4/27/1976	H	L	0 9
4/27/1976	H	W	5 0
4/26/1977	A	W	5 3
4/26/1977	A	W	7 5
4/15/1978	H	L	0 2
4/15/1978	H	L	0 8
4/20/1981	H	W	3 2
4/20/1981	H	W	8 0
4/19/1982	A	W	6 2
4/19/1982	A	L	4 8
4/13/1983	H	W	5 3
4/13/1983	H	L	1 9
4/2/1985	H	W	6 5
4/2/1985	H	L	3 8
3/28/1987	A	L	2 4
3/28/1987	A	W	3 2
5/11/1988	A	W	13 4
5/11/1988	A	W	2 0
4/4/1992	H	W	(7) 1
4/4/1992	H	L	0 3
4/7/1998	H	L	3 4
4/3/2001	H	L	3 4
4/16/2002	H	W	10 1
4/22/2003	H	L	1 3
4/27/2004	H	W	(15) 7 6
4/6/2005	H	L	5 14
4/5/2006	H	W	6 4
4/24/2007	H	W	7 3
3/25/2008	H	W	6 4
3/17/2009	H	W	5 4
3/23/2010	H	W	11 5

BAYLOR			
Notre Dame trails 2-3			
4/1/1929	A	W	5 2
4/2/1929	A	W	12 6
3/18/1987	N	L	4 9
3/12/1995	N	L	1 2
3/14/1995	N	L	4 10

BELOIT			
Notre Dame leads 18-9			
5/17/1900	H	L	1 2
5/11/1901	H	L	2 7
5/23/1901	H	L	1 9
5/22/1902	A	L	0 2
5/2/1903	H	W	12 6
5/28/1903	H	W	3 2
5/10/1904	A	L	1 4
6/7/1904	H	L	0 1

5/2/1905	A	L	0 2
5/2/1906	A	W	6 5
5/23/1906	N	W	11 5
5/31/1907	H	W	6 0
5/11/1908	H	W	3 2
4/28/1909	H	W	7 3
5/30/1909	A	L	2 4
5/7/1910	H	W	3 0
5/19/1910	H	W	3 1
5/9/1911	A	W	10 1
5/27/1911	H	W	6 3
6/1/1912	H	W	8 1
5/18/1913	H	W	2 1
5/23/1914	H	L	10 13
5/4/1915	H	W	15 6
6/3/1921	A	W	14 3
5/2/1922	A	W	16 7
5/25/1922	H	W	5 2
5/14/1923	H	W	6 0

BETHANY			
Notre Dame leads 2-0			
4/23/1914	H	W	8 3
4/22/1915	H	W	7 3

BETHEL			
Notre Dame leads 19-4			
4/24/1976	H	W	1 0
4/5/1977	H	W	12 1
4/5/1977	H	W	5 0
4/3/1978	H	W	17 0
4/6/1978	A	L	2 5
3/27/1979	A	W	14 2
4/12/1979	H	L	3 4
4/29/1980	A	W	14 0
4/29/1980	A	W	7 5
7/7/1981	H	W	13 10
4/7/1981	H	W	11 5
4/15/1982	A	W	1 0
4/15/1982	A	L	1 3
4/7/1983	H	W	3 2
4/7/1983	H	W	7 2
3/29/1984	A	L	11 12
4/11/1985	H	W	9 6
4/11/1985	H	W	8 5
4/3/1986	A	W	6 4
4/3/1986	A	W	7 5
4/21/1987	H	W	10 1
3/23/1988	A	W	5 1
3/23/1988	A	W	2 1

BOSTON COLLEGE			
Notre Dame leads 23-9			
5/20/1908	A	W	9 0
6/7/1928	A	L	1 8
3/23/1996	A	W	(7) 9 0
3/23/1996	A	W	6 1
4/6/1997	H	W	(11) 6 6
4/6/1997	H	W	16 3
4/4/1998	A	W	(7) 5 2
4/4/1998	A	W	6 4
4/5/1998	A	W	16 6
4/17/1999	H	L	(8) 7 10
4/17/1999	H	W	9 6
4/18/1999	H	W	11 8
4/8/2000	H	W	12 1
4/8/2000	H	W	(7) 10 6
4/9/2000	H	L	1 11
5/17/2000	N	L	3 4
5/19/2000	N	L	5 6
5/12/2001	A	W	(8) 8 2
5/12/2001	A	W	8 4
5/13/2001	A	L	6 7
5/17/2002	H	W	8 2
5/18/2002	H	W	(7) 10 6
5/18/2002	H	W	5 2
4/10/2004	H	L	(7) 4 7
4/10/2004	H	W	6 4
5/27/2004	N	W	3 2
5/29/2004	N	W	11 5
4/9/2005	A	L	(7) 2 8
4/9/2005	A	W	3 2
4/10/2005	A	W	3 0
5/26/2005	N	W	6 5
3/2/2008	N	L	2 7

BOWLING GREEN			
Notre Dame leads 39-23-1			
4/29/1960	A	L	2 3
3/30/1960	A	W	14 0
4/21/1961	H	L	6 9
4/22/1961	H	W	9 4

4/24/1962	A	W	4	2
5/22/1964	A	L (10)	13	14
5/23/1964	A	W	6	4
5/14/1965	H	L	1	3
5/15/1965	H	W	5	3
5/6/1966	A	W	4	2
5/7/1966	A	L	4	5
4/28/1967	H	L	4	6
4/26/1968	A	W	5	4
4/27/1968	A	W	8	6
4/18/1969	H	L	0	3
4/19/1969	H	W	1	0
4/10/1970	A	L	2	9
4/11/1970	A	L	0	5
5/5/1972	H	W	5	1
5/6/1972	H	L	7	11
5/6/1972	H	W	5	2
5/4/1973	A	W	7	2
5/5/1973	A	L	2	3
5/5/1973	A	W	10	3
5/1/1974	H	W	4	0
5/1/1974	H	W	2	1
4/22/1975	A	W	10	4
4/22/1975	A	L	1	6
4/13/1976	H	L	4	5
4/13/1976	H	W	11	4
4/15/1977	A	L	1	4
4/15/1977	A	L	3	6
4/23/1978	A	L	7	8
4/23/1979	A	L	0	7
4/27/1980	H	W	6	2
4/27/1980	H	W	8	7
4/29/1981	A	W	8	7
4/29/1981	A	W	2	1
4/27/1982	H	W	10	2
4/27/1982	H	W	5	0
4/26/1983	A	L	1	4
4/26/1983	A	L	2	7
4/25/1984	H	L	0	4
4/25/1984	H	W	7	1
4/24/1985	A	W	10	9
4/24/1985	A	T	5	5
4/23/1986	H	L	3	4
4/23/1986	H	W	15	4
4/4/1988	A	W	11	7
5/11/1992	A	W	6	5
3/29/1995	H	L	4	5
6/6/1995	A	W	17	8
4/2/1996	H	W	7	2
4/16/1997	H	W	4	0
4/2/1998	H	W (1)	6	4
4/7/1999	H	W	14	10
4/12/2000	H	W	2	1
4/24/2001	H	W	5	2
4/24/2002	H	W (6)	3	2
4/10/2003	H	W (7)	7	2
4/12/2005	H	W	14	2
4/26/2006	H	L	8	11
4/29/2009	H	W	11	1

5/14/2003	H	W	(7)	4	1	5/31/1898	H	W	12	9	4/10/1974	A	W	6	5	4/1/2000	A	W	(7)	8	3	3/27/1983	A	L	5	6
5/1/2012	H	W	6	5		5/20/1899	A	W	7	2	4/10/1974	A	W	4	3	4/1/2000	A	L	1	8	4/1/1984	H	W	3	1	
BYU						5/18/1900	H	W	7	2	5/1/1976	A	W	5	2	4/2/2000	A	W	9	2	4/1/1984	H	W	10	4	
Notre Dame leads 3-2						5/4/1901	H	W	11	3	5/1/1976	A	L	0	10	5/5/2001	H	W	(7)	6	1	3/30/1988	H	L	0	3
3/28/1986	N	L	0	10		4/16/1932	A	W	3	0	4/29/1977	H	W	5	1	5/5/2001	H	W	13	12	3/30/1988	H	W	12	2	
3/13/1992	N	L	3	7		4/27/1932	H	T	6	6	4/29/1977	H	W	5	0	5/6/2001	H	L	12	19	3/31/1988	H	W	3	2	
3/19/1994	N	W	7	2		4/15/1933	A	L	5	6	4/29/1978	A	L	7	8	3/23/2002	A	L	(7)	3	4	3/31/1988	H	L	2	4
3/9/1998	N	W	15	4		4/25/1933	H	L	1	13	4/29/1978	A	L	6	9	3/24/2002	A	L	(11)	8	9	4/15/1989	A	W	6	5
4/1/2002	H	W	1	0		4/21/1934	H	L	12	14	3/29/1980	A	W	5	1	3/23/2002	A	L	6	13	4/15/1989	A	W	13	4	
CALIFORNIA						5/22/1934	H	W	19	6	3/29/1980	A	W	6	2	4/26/2003	H	W	(7)	3	2	4/16/1989	A	L	3	7
Notre Dame leads 3-2						4/20/1935	A	W	12	6	4/4/1981	H	W	13	4	4/26/2003	H	W	11	4	4/16/1989	A	W	22	9	
5/27/1938	H	L	0	4		4/30/1935	H	W	8	7	4/4/1981	H	W	17	9	4/27/2003	H	W	6	3	5/13/1989	H	W	9	4	
5/30/1941	H	W	5	4		4/18/1936	H	W	8	2	3/30/1995	H	W	5	4	5/9/2004	A	W	(7)	4	0	5/13/1989	H	W	3	2
5/31/1941	H	W	8	6		5/5/1936	A	W	8	0	3/24/1998	H	W	3	2	5/9/2004	A	W	11	4	5/14/1989	H	L	3	5	
3/28/1961	A	W	(10)	7	6	4/13/1937	H	W	16	9	5/13/2003	H	W	9	6	5/10/2004	A	W	16	8	5/14/1989	H	W	14	0	
3/29/1961	A	L	1	5		4/22/1937	A	L	2	9	3/22/2005	H	W	10	4	4/16/2005	H	W	(7)	3	2	5/20/1989	H	W	20	4
CAL IRVINE						4/16/1938	A	W	3	2	4/5/2007	A	L	3	4	4/16/2005	H	W	7	7	4/7/1990	H	W	11	3	
Notre Dame leads 1-0						4/30/1938	H	W	5	0	4/6/2007	A	L	3	4	4/17/2005	H	W	9	7	4/7/1990	H	W	6	4	
6/4/2004	H	W	6	5		4/25/1939	A	W	9	7	4/7/2007	A	W	9	5	4/29/2006	A	W	7	6	4/8/1990	H	W	7	1	
CAL RIVERSIDE						4/16/1940	A	W	4	1	3/29/2008	H	L	3	5	4/29/2006	A	W	7	3	4/8/1990	H	W	10	9	
Notre Dame trails 0-1						4/23/1940	A	W	9	4	3/29/2008	H	W	4	3	4/30/2006	A	T	(13)	1	4/22/1990	A	W	11	1	
3/25/1986	A	L	2	13		4/15/1941	A	W	17	10	3/30/2008	H	L	3	4	5/17/2007	H	L	0	5	4/22/1990	A	W	14	2	
CAL SANTA BARBARA						4/10/1943	H	W	21	1	4/9/2009	A	L	(11)	4	5/18/2007	H	W	5	4	4/23/1990	A	W	7	3	
Notre Dame leads 1-0						5/7/1949	A	W	8	2	4/11/2009	A	L	(7)	3	5/19/2007	H	L	6	7	4/23/1990	A	L	5	6	
5/27/2001	H	W	(10)	11	10	5/14/1949	H	W	14	3	4/11/2009	A	W	6	2	5/2/2008	A	L	7	9	5/18/1990	H	W	16	3	
CAL STATE FULLERTON						4/18/1950	H	W	6	2	4/23/2010	H	W	5	2	5/3/2008	A	W	8	2	5/11/1991	A	W	6	4	
Notre Dame trails 0-4						5/6/1950	A	L	16	18	4/24/2010	H	L	4	5	5/4/2008	A	W	4	3	5/11/1991	A	W	20	0	
2/25/1995	A	L	3	20		5/17/1988	H	W	11	2	4/24/2010	H	W	5	4	5/1/2009	H	L	5	8	5/12/1991	A	W	10	2	
5/29/1999	H	L	3	6		5/17/1988	H	W	8	5	4/13/2012	H	W	10	9	5/2/2009	H	L	3	8	5/12/1991	A	W	12	8	
5/13/2003	A	L	3	4		5/15/1990	H	W	9	1	4/14/2012	H	W	6	5	5/3/2009	H	W	5	4	5/15/1991	H	W	8	2	
6/1/2003	A	L	1	8		5/15/1990	H	W	4	1	4/15/2012	H	L	2	6	4/8/2011	H	L	1	3	5/9/1992	H	L	(7)	2	
CARSON-NEWMAN						5/14/1991	H	W	18	14	5/14/1991	H	L	3	6	4/9/2011	H	L	3	6	5/9/1992	H	W	(11)	7	
Notre Dame trails 0-1						5/10/1997	H	W	3	1	THE CITADEL					4/10/2011	H	W	14	4	5/10/1992	H	W	(7)	7	
4/5/1923	A	L	1	4		CHICAGO STATE					5/28/1994	N	W	5	1	5/25/2011	N	L	2	4	5/10/1992	H	W	10	5	
CATHEDRAL						Notre Dame leads 28-2					CLEMSON					5/27/2011	N	L	3	9	5/14/1992	H	W	10	1	
Notre Dame leads 1-0						4/1/1986	H	W	8	4	Notre Dame leads 1-0					5/17/2012	A	L	1	2	5/14/1993	H	W	9	4	
5/18/1911	H	W	8	4		3/27/1988	H	W	3	1	5/27/1994	A	W	8	1	5/18/2012	N	W	4	0	5/14/1993	H	W	(7)	14	
CATHOLIC UNIVERSITY						3/27/1988	H	W	3	0	CLEVELAND STATE					5/19/2012	A	L	0	4	5/15/1993	H	W	15	4	
Notre Dame leads 2-1						3/29/1989	H	W	7	1	Notre Dame leads 16-1					CORNELL					5/15/1993	H	W	19	12	
5/16/1912	L	L	2	8		4/27/1989	H	W	7	4	5/1/1992	H	W	(5)	22	3	Notre Dame leads 3-1					4/4/2001	H	W	8	1
5/22/1913	A	W	9	5		4/27/1989	H	L	4	5	5/1/1992	H	W	20	9	5/10/1915	H	W	5	2	2/21/2003	H	W	10	9	
5/15/1914	A	W	13	4		4/24/1990	H	W	5	4	4/12/1993	H	W	8	3	6/16/1928	A	W	7	5	2/26/2005	N	W	10	2	
CENTRAL FLORIDA						4/24/1990	H	W	12	4	4/12/1993	H	W	11	5	3/28/1986	N	L	2	4	2/26/2005	N	L	9	13	
Notre Dame leads 4-3						4/25/1990	H	W	6	3	5/13/1993	A	W	10	8	3/18/1988	N	W	16	2	2/27/2005	N	L	10	11	
3/19/1979	A	L	3	10		4/25/1990	H	W	3	2	5/13/1993	A	W	10	4	CREIGHTON					3/14/2007	N	W	11	4	
3/19/1979	A	L	2	5		4/17/1991	H	W	5	1	4/18/1994	A	W	18	4	Notre Dame leads 8-4					3/17/2007	N	W	5	2	
5/29/1993	N	W	12	3		4/17/1991	H	W	5	0	4/18/1994	H	W	14	5	3/13/1983	N	L	5	6	2/28/2009	N	W	14	5	
5/18/2004	H	W	4	0		5/16/1994	H	W	5	1	4/14/1999	H	W	6	3	3/13/1997	N	W	7	3	DEPAUL					
5/19/2004	H	W	3	2		5/16/1994	H	W	8	2	4/27/2000	H	W	9	6	3/15/1997	N	L	5	8	Notre Dame leads 3-0					
2/19/2005	N	L	1	2		4/5/1995	H	W	4	1	3/21/2001	H	W	3	0	3/11/1999	N	W	5	4	5/4/1911	A	W	9	5	
2/20/2005	N	W	4	2		4/10/1996	H	W	10	7	4/23/2003	H	L	13	1	3/13/1999	N	W	5	3	5/17/1911	H	W	8	1	
CENTRAL MICHIGAN						5/1/1997	H	W	7	5	4/28/2004	H	L	5	12	5/28/1999	H	W	8	1	5/4/1912	H	W	9	3	
Notre Dame leads 17-11-1						4/8/1998	H	W	11	5	4/29/2005	H	W	7	6	3/11/2002	N	L	6	8	DEPAUL					
4/16/1957	H	W	3	2		4/28/1999	H	L	4	6	4/30/2005	H	W	13	3	3/13/2002	N	W	6	2	Notre Dame leads 19-4					
5/3/1958	H	W	6	0		4/18/2000	H	W	12	2	5/2/2006	H	W	12	1	3/15/2003	N	W	10	3	5/14/1898	H	W	5	2	
5/3/1958	H	W	11	0		4/18/2000	H	W	4	1	3/20/2007	H	W	5	3	4/12/2003	N	W	2	1	5/5/1899	A	W	14	11	
4/25/1959	A	W	9	3		4/10/2001	H	W	5	2	COASTAL CAROLINA					4/13/2003	A	W	13	12	5/2/1900	H	W	9	1	
4/25/1959	A	W	5	3		4/23/2002	H	W	16	7	Notre Dame trails 0-2					3/1/2009	N	L	3	6	5/2/1901	H	W	14	3	
4/9/1977	H	L	8	9		4/10/2003	H	W	9	3	2/25/2007	N	L	0	4	DALLAS					4/30/1902	A	W	2	1	
5/8/1977	H	L	1	2		4/6/2004	H	W	15	5	3/12/2011	A	L	3	4	Notre Dame leads 3-0					5/26/1902	H	W	10	6	
5/9/1978	A	L	0	5		3/30/2005	H	W	15	3	COE					3/22/1975	N	W	4	3	4/28/1903	H	L	4	7	
5/9/1978	A	L	3	16		4/4/2006	H	W	6	4	Notre Dame leads 2-0					3/22/1975	N	W	2	1	5/6/1903	H	W	10	1	
5/17/1993	H	W	7	4		3/28/2007	H	W	14	4	5/11/1928	A	W	7	5	3/8/1999	N	W	19	16	6/1/1904	A	W	12	5	
5/9/1994	H	W	5	4		4/22/2008	H	W	12	2	5/18/1929	H	W	5	0	DALLAS BAPTIST					4/28/1906	H	W	4	2	
5/4/1995	A	L	3	8		4/13/2010	H	W	6	4	COLGATE					Series is tied 1-1	5/15/1906	A	W	17	2	5/2/1907	H	L	2	3
5/4/1995	A	L	7	8		CHRISTIAN BROTHERS					3/25/1975	N	L	0	4	3/25/1975	N	W	4	0	4/20/1911	H	L	2	3	
3/27/1997	H	W	14	9		Notre Dame leads 6-3					3/25/1975	N	W	4	0	DANIEL BAKER					4/28/1921	H	W	2	0	
2/25/1998	H	W	7	5		3/17/1971	A	L	3	7	5/26/1913	A	W	3	0	Notre Dame leads 2-0					4/17/1982	A	W	13	4	
4/22/1999	H	W	3	1		3/18/1971	A	W	8	0	5/11/1915	H	W	10	1	Notre Dame leads 2-0					4/17/1982	A	W	7</		

All-Time Series Results

DELTA STATE

Notre Dame trails 1-6-1			
4/3/1972	A	L	8 10
4/4/1972	A	W	5 1
3/17/1977	A	L	1 6
3/17/1977	A	L	2 3
3/18/1977	A	L	1 6
3/16/1981	A	L	7 8
3/16/1981	A	L	6 11
3/17/1981	A	T	8 8

DENISON

Notre Dame leads 3-0			
5/26/1903	H	W	12 5
6/3/1903	H	W	7 4
5/16/1905	H	W	6 1

DETROIT (MERCY)

Notre Dame leads 56-46			
5/28/1959	H	W	10 0
5/16/1964	H	L	3 4
4/24/1965	H	W	5 1
5/4/1965	A	L	6 8
5/3/1966	H	L	8 10
5/5/1966	A	L	13 14
4/12/1967	A	W	7 3
5/10/1967	H	L	7 8
4/18/1968	A	W	4 1
4/14/1969	A	W	6 3
5/15/1969	H	W	17 4
5/15/1970	A	L	5 7
5/7/1970	A	W	7 4
4/12/1971	A	L	8 9
5/9/1971	H	L	1 3
4/29/1973	H	L	2 4
4/29/1973	H	L	3 5
5/5/1974	H	W	9 1
5/5/1975	H	L	2 3
5/5/1975	H	L	0 5
5/4/1976	A	W	5 2
5/4/1976	A	L	1 5
5/7/1977	H	L	0 4
5/7/1977	H	W	7 6
5/8/1977	H	W	11 6
5/7/1978	A	L	4 0
5/7/1978	A	L	0 4
4/14/1979	H	L	1 6
4/14/1979	H	W	8 6
5/4/1980	H	W	13 3
5/4/1980	H	W	6 5
4/18/1981	A	L	3 4
4/18/1981	A	L	7 8
4/25/1982	H	L	3 5
4/25/1982	H	W	2 1
4/23/1983	A	L	4 7
4/23/1983	A	L	4 8
4/24/1983	A	W	4 2
4/24/1983	A	L	7 8
5/22/1983	N	L	9 10
4/21/1984	A	L	1 7
4/21/1984	A	W	1 0
4/20/1985	A	W	3 2
4/20/1985	A	W	12 6
4/21/1985	A	W	19 0
4/21/1985	A	W	19 6
4/19/1986	H	L	6 8
4/19/1986	H	L	10 13
4/20/1986	H	L	2 3
4/20/1986	H	L	5 10
4/18/1987	A	L	2 3
4/18/1987	A	L	2 6
4/16/1988	A	W	9 8
4/16/1988	A	W	12 11
4/17/1988	A	L	12 14
4/17/1988	A	W	16 11
5/21/1988	H	L	4 5
4/22/1989	H	L	0 1
4/22/1989	H	W	7 2
4/23/1989	H	L	3 6
4/23/1989	H	L	4 5
5/6/1989	A	L	2 4
5/6/1989	A	L	2 4
5/7/1989	A	L	6 7
5/7/1989	A	W	7 6
5/18/1989	H	L	15 16
5/20/1989	H	W	4 1
5/20/1989	H	W	21 10
4/28/1990	A	W	3 1
4/28/1990	A	W	10 9
4/29/1990	A	W	4 3

4/29/1990	A	W	4 2
5/13/1990	H	W	7 1
5/13/1990	H	W	8 4
5/4/1991	H	L	5 6
4/5/1991	H	L	4 7
5/5/1991	H	W	6 2
5/5/1991	H	W	7 1
5/16/1991	H	W	9 7
5/2/1992	A	W	16 1
5/2/1992	A	W	20 0
5/3/1992	A	W	11 2
5/3/1992	A	W	5 1
5/15/1992	H	W	11 8
5/1/1993	H	W	2 0
5/1/1993	H	W	4 2
5/2/1993	H	W	(7) 10
5/2/1993	H	L	2 8
5/20/1993	H	W	14 8
5/13/1994	H	W	5 4
5/13/1994	H	L	8 9
5/14/1994	H	L	5 10
5/14/1994	H	W	5 4
5/19/1994	H	L	6 7
4/15/1995	H	W	4 2
4/16/1995	H	W	11 5
4/5/1999	H	W	6 4
3/22/2000	H	W	10 3
4/1/2001	H	W	9 8
5/15/2002	H	W	23 1
4/1/2003	H	W	15 5
3/24/2004	H	W	16 6

DRAKE

Notre Dame leads 1-0			
5/4/1929	A	W	13 7

DUKE

Notre Dame trails 4-5			
4/7/1955	A	L	1 4
4/11/1963	A	W	4 3
4/13/1963	A	W	6 2
2/25/1988	A	W	14 11
2/26/1988	A	L	6 9
3/18/1989	A	W	5 4
3/19/1989	A	L	2 8
3/17/1990	N	L	2 4
2/1/1998	N	L	1 3

DUQUESNE

Notre Dame leads 10-0			
4/18/1993	A	W	(7) 5 1
4/18/1993	A	W	11 0
4/19/1993	A	W	12 8
4/19/1993	A	W	(5) 11 0
5/18/1993	H	W	18 4
4/18/1995	H	W	11 1
4/18/1995	H	W	16 1
3/11/2000	N	W	5 1
3/1/2002	N	W	6 0
3/11/2007	N	W	14 3

EARLHAM

Notre Dame leads 2-0			
6/8/1912	H	W	11 7
4/19/1913	H	W	24 1

EASTERN ILLINOIS

Notre Dame leads 5-1			
5/17/1994	H	L	4 8
5/17/1994	H	W	10 3
4/27/1995	H	W	9 3
4/3/1996	H	W	5 0
4/2/1997	H	W	7 5
3/13/2003	N	W	3 2

EASTERN MICHIGAN

Notre Dame leads 3-1			
4/20/1992	H	W	6 1
3/10/2001	N	W	4 3
4/15/2003	H	L	3 5
3/20/2012	H	W	12 4

ELON

Notre Dame leads 2-0			
4/15/1963	A	W	7 0
4/15/1963	A	W	9 2

EVANSVILLE

Notre Dame leads 21-10			
3/25/1959	A	W	9 2
4/13/1960	A	W	8 6
5/18/1985	N	W	1 0
5/22/1988	H	L	6 9
5/20/1989	H	W	11 2
5/18/1990	H	L	3 7
5/19/1990	H	L	7 8

4/6/1991	A	L	0 5
4/6/1991	A	W	12 6
4/7/1991	A	L	1 2
4/7/1991	A	W	5 0
5/17/1991	H	W	12 5
5/18/1991	H	W	12 5
4/10/1992	H	W	6 0
4/11/1992	H	W	(7) 5 1
4/11/1992	H	W	(7) 7 3
4/12/1992	H	W	4 0
5/16/1992	H	W	8 1
4/24/1993	A	L	3 11
4/24/1993	A	W	6 0
4/25/1993	A	L	0 3
5/21/1993	H	L	1 5
5/22/1993	H	W	22 5
4/23/1994	H	W	3 2
4/23/1994	H	L	5 9
4/24/1994	H	W	7 0
4/24/1994	H	W	12 0
5/20/1994	H	W	13 3
5/21/1994	H	W	10 2
3/27/1998	A	W	6 1
3/18/2005	A	L	3 10

FAIRFIELD

Notre Dame leads 1-0			
3/2/2002	N	W	6 4

FERRIS STATE

Notre Dame trails 3-6			
4/18/1973	A	L	0 14
4/18/1973	A	W	1 0
4/22/1974	H	W	11 8
4/22/1974	H	L	13 14
5/3/1975	A	W	5 3
5/3/1975	A	L	1 2
4/21/1976	H	L	5 8
5/5/1977	A	L	2 8
5/5/1977	A	L	9 10

FLORIDA

Notre Dame trails 1-4			
4/21/1930	A	W	5 4
4/21/1930	A	L	0 1
3/20/1979	A	L	1 6
3/21/1979	A	L	0 12
6/5/2005	A	L	3 23

FLORIDA A&M

Notre Dame leads 2-0			
2/18/2005	N	W	18 3
2/19/2005	N	W	4 3

FLORIDA ATLANTIC

Notre Dame leads 2-0			
3/2/2001	N	W	3 0
2/28/2004	A	W	3 2

FLORIDA GULF COAST

Notre Dame trails 0-1			
3/16/2007	N	L	3 5

FLORIDA INTERNATIONAL

Notre Dame trails 1-6			
2/19/1999	A	L	1 14
2/20/1999	A	L	2 3
2/21/1999	A	L	0 12
5/27/2001	H	L	(10) 6 7
5/29/2001	H	W	5 2
5/29/2001	H	L	4 5
3/2/2002	N	L	4 13

FLORIDA MEMORIAL

Notre Dame leads 1-0			
2/28/2004	N	W	12 3

FLORIDA SOUTHERN

Notre Dame trails 0-1			
3/22/1978	N	L	0 12

FLORIDA STATE

Notre Dame trails 4-5			
3/31/1956	N	L	5 12
4/5/1958	A	L	2 5
4/8/1958	A	L	2 3
5/28/1993	A	L	3 7
5/29/1993	A	W	4 3
1/30/1998	N	W	10 1
6/7/2002	A	W	10 4
6/9/2002	A	L	5 12
6/10/2002	A	W	3 1

FORDHAM

Notre Dame leads 2-1			
5/21/1908	A	W	2 0
5/12/1913	A	W	6 3
5/12/1915	H	L	5 6

FRANKLIN COLLEGE

Notre Dame trails 0-1			
5/2/2007	H	L	3 4

FRESNO STATE

Notre Dame trails 1-4			
3/31/1961	A	L	13 19
4/1/1961	A	L	2 8
5/26/1989	A	L	8 9
5/28/1989	A	L	4 11
3/14/2001	A	W	5 4

FURHAM

Series is tied 1-1			
4/13/1925	A	W	10 3
4/14/1925	A	L	10 14

GEORGETOWN

Notre Dame leads 38-8			
5/23/1908	A	W	11 2
5/12/1914	A	L	1 4
4/20/1996	A	L (7)	3 6
4/20/1996	A	W	7 3
4/21/1996	A	W	7 0
5/1/1997	H	W (7)	14 0
5/3/1997	H	W	11
3/28/1998	H	W (7)	7 6
3/28/1998	H	W	19 7
3/29/1998	H	W	10 2
5/8/1999	A	W (7)	8 2
5/8/1999	A	W	11 5
5/9/1999	A	W	11 5
4/22/2000	A	W (7)	5 1
4/22/2000	A	W	12 1
4/12/2001	H	W (7)	15 4
4/12/2001	H	W	17 10
3/30/2002	A	W (7)	10 6
3/30/2002	A	W	12 3
3/29/2003	H	W (7)	6 2
3/29/2003	H	W	13 3
3/30/2003	H	W	12 5
4/17/2004	A	W (7)	18 7
4/17/2004	A	W	11 4
4/17/2004	A	W	9 6
3/24/2005	H	W (7)	6 2
3/24/2005	H	L (12)	8 9
3/25/2006	H	W	12 2
3/26/2006	H	W	6 3
4/13/2007	H	W	10 0
4/14/2007	H	L	1 6
4/15/2007	H	W	11 2
3/20/2008	A	W	25 1
3/21/2008	A	W	7 1
3/22/2008	A	W	6 0
4/1/2010	A	L	9 0
4/2/2010	A	W	12 8
4/3/2010	A	L	7 11
3/25/2011	H	W	3 2
3/26/2011	H	W	1 0
3/27/2011	H	L	3 4
4/20/2012	A	W	5 2
4/20/2012	A	W	7 4
4/21/2012	A	W	14

HUNTINGTON

Notre Dame leads 11-0			
5/4/1978	H	W	3 2
4/20/1979	A	W	3 2
4/20/1979	A	W	9 1
4/25/1980	H	W	15 7
4/25/1980	H	W	7 6
3/28/1981	A	W	6 5
3/28/1981	A	W	1 0
3/24/1982	H	W	2 0
3/24/1982	H	W	11 1
5/5/1984	H	W	14 4
5/5/1984	H	W	14 0

ILLINOIS

Notre Dame trails 25-38			
5/9/1895	H	W	8 7
5/26/1896	H	L	7 12
5/27/1897	H	L	8 9
5/11/1899	H	W	15 0
5/6/1901	H	L	2 5
5/13/1901	H	W	10 7
4/30/1903	H	L	5 8
6/1/1903	H	L	2 4
5/2/1904	H	L	1 2
6/4/1904	A	L	0 1
4/26/1906	H	L	9 12
5/18/1906	A	L	1 12
4/24/1907	H	W	6 4
5/23/1907	H	L	0 1
4/14/1916	H	L	2 7
4/15/1916	H	L	0 6
4/13/1917	A	L	1 5
4/14/1917	A	L	6 9
5/2/1919	A	L	3 5
5/3/1919	A	L	5 9
4/23/1920	A	L	4 7
4/24/1920	A	L	3 8
5/2/1921	A	L	2 5
5/3/1921	A	L	1 3
5/19/1922	A	L	3 11
4/21/1923	A	L	4 10
5/18/1923	A	L	0 3
6/9/1923	H	W	4 2
5/16/1924	A	W	7 0
5/15/1925	A	L	1 12
5/14/1926	A	L	4 7
5/4/1927	A	W	3 0
5/18/1928	H	L	3 5
5/17/1929	A	L	0 9
5/16/1930	H	W	7 5
4/27/1935	A	W	2 1
4/25/1936	H	W	5 4
4/17/1937	A	W	7 6
5/10/1938	H	W	8 2
4/8/1939	A	W	4 2
4/29/1949	A	W	6 1
4/30/1949	A	W	5 1
5/26/1950	H	L	0 21
5/27/1950	H	L	1 4
5/11/1951	A	L	1 10
5/12/1951	A	L	3 20
4/17/1953	H	W	13 2
4/18/1953	H	L	0 8
4/2/1956	H	W	6 5
4/16/1960	A	W	3 2
6/1/1963	A	L	0 4
4/15/1992	H	L	2 7
4/21/1992	A	L	12 3
4/6/1993	H	L	4 11
4/11/1995	H	W	15 4
4/23/1996	A	L	3 13
3/12/2000	N	W	5 1
3/18/2000	N	W	12 3
3/16/2001	N	W	9 5
3/12/2006	N	W	4 2
2/21/2009	N	W	14 7
2/6/2010	N	L	1 11
2/17/2012	N	W	13 12

ILLINOIS-CHICAGO

Notre Dame leads 29-10			
3/20/1977	H	W	9 5
5/2/1979	A	L	3 4
5/2/1979	A	L	7 9
4/26/1980	H	W	5 1
4/26/1980	H	W	3 0
5/3/1981	A	L	11 14
5/3/1981	A	W	8 1
5/2/1982	H	W	9 2

5/2/1982	H	W	11 4
4/10/1984	H	W	15 1
4/30/1985	A	W	11 1
4/9/1986	H	W	11 7
4/8/1987	A	W	20 3
4/24/1988	H	W	8 1
4/24/1988	H	W	8 1
5/10/1988	A	W	10 3
5/10/1988	A	W	8 4
4/5/1989	H	W	13 2
4/5/1989	H	L	0 5
4/12/1989	A	W	5 0
4/12/1989	A	W	6 3
4/30/1990	A	W	10 8
4/30/1990	A	L	8 9
4/15/1991	H	W	4 0
4/15/1991	H	W	1 0
4/29/1992	H	W	2 1
4/29/1992	H	W	9 2
5/11/1993	H	W	19 6
4/12/1994	H	W	14 1
4/22/1995	H	W	6 0
4/22/1995	H	W	10 3
4/23/1995	H	W	11 0
4/23/1995	H	L	10 4
4/27/1999	H	W	(S) 3
5/1/2007	H	W	4 3
4/28/2009	H	L	5 10
3/24/2010	H	L	5 10
3/28/2011	H	L	3 5
3/27/2012	A	L	5 8

ILLINOIS STATE

Notre Dame trails 8-13			
5/3/1963	A	W	9 3
5/9/1964	H	W	10 4
5/9/1964	H	W	6 5
5/29/1965	A	L	3 7
5/22/1966	H	W	4 3
4/14/1973	A	W	1 0
4/14/1973	A	L	2 7
3/12/1974	N	L	0 5
3/13/1974	N	L	1 4
4/26/1974	H	W	5 2
4/27/1974	H	L	4 6
4/27/1974	H	L	3 5
4/18/1975	A	L	2 6
4/19/1975	A	W	2 1
4/16/1976	A	L	3 6
4/17/1976	A	L	4 5
4/17/1976	A	L	4 7
4/16/1977	H	L	4 6
4/16/1977	H	L	7 13
3/12/2009	N	L	2 3
5/12/2009	N	W	14 8

ILLINOIS TECH

Notre Dame trails 1-2			
4/11/1980	A	L	0 5
4/12/1980	A	W	13 7
4/25/1981	N	L	4 5

ILLINOIS WESLEYAN

Notre Dame leads 8-2			
4/10/1950	A	W	4 1
5/4/1951	A	L	6 10
5/5/1951	A	L	2 5
3/28/1959	A	W	14 1
5/4/1963	A	W	9 3
5/2/1964	H	W	5 1
5/2/1964	H	W	7 5
5/28/1965	A	W	14 0
5/28/1966	H	W	7 0
5/28/1966	H	W	11 6

INCARNATE WORD

Notre Dame trails 1-2			
3/17/1987	N	W	8 6
3/17/1987	N	L	7 8
3/17/1988	A	L	2 10

INDIANA

Notre Dame leads 66-32-1			
5/26/1988	H	W	10 1
5/1/1900	H	W	14 3
5/25/1900	H	W	34 7
5/1/1901	H	W	14 3
5/16/1901	H	L	4 7
4/29/1902	A	W	15 2
5/7/1902	H	W	7 4
4/29/1903	H	W	7 1
5/22/1903	H	W	7 2
5/25/1904	H	W	2 1

6/2/1904	A	W	5 2
6/1/1905	H	W	4 2
5/14/1906	A	W	10 2
5/25/1906	H	W	16 2
5/9/1907	H	W	6 0
5/16/1907	A	W	3 1
5/1/1908	A	W	1 0
5/2/1908	A	W	13 3
5/27/1908	H	W	5 4
5/3/1918	H	W	9 2
4/26/1919	H	W	6 5
5/10/1919	A	W	2 1
5/22/1920	H	W	4 3
6/1/1920	A	L	(f) 0 9
5/8/1921	A	W	4 1
5/30/1921	H	W	15 5
4/28/1923	H	W	7 3
5/6/1924	H	W	8 0
5/9/1924	A	W	12 1
6/1/1928	A	W	6 2
4/30/1929	H	T	5 5
5/31/1930	H	W	8 6
5/12/1934	H	W	7 3
5/21/1936	A	W	8 5
5/1/1939	H	W	12 7
5/17/1940	A	L	4 7
4/16/1943	H	W	9 4
4/17/1943	H	L	2 4
5/15/1944	H	W	9 4
5/15/1944	H	L	2 3
4/13/1946	H	L	2 6
4/13/1946	H	L	2 6
5/9/1947	A	W	7 0
5/10/1947	A	W	10 2
5/1/1948	H	W	5 3
5/1/1948	H	L	1 5
4/8/1949	A	L	7 8
4/9/1949	A	L	5 7
4/20/1951	A	L	5 6
4/21/1951	A	L	4 5
5/30/1952	H	W	4 1
5/31/1952	H	W	4 3
4/7/1953	A	W	11 3
5/20/1954	H	W	16 4
5/4/1955	A	L	4 5
4/13/1956	H	L	6 7
4/14/1956	H	W	14 5
4/16/1957	A	W	6 1
4/13/1957	A	W	9 7
4/13/1957	A	L	0 3
4/16/1958	H	W	12 10
4/1/1958	H	W	14 2
4/4/1959	A	W	7 5
4/4/1959	A	W	5 2
4/8/1960	H	W	10 7
4/14/1961	A	L	5 7
4/15/1961	A	W	5 3
4/14/1962	H	W	7 0
5/15/1962	H	W	8 6
4/5/1963	A	W	20 3
4/6/1963	A	L	2 3
4/6/1963	A	L	5 6
4/10/1964	H	L	5 8
4/11/1964	H	L	10 12
4/11/1964	H	L	2 3
4/2/1965	A	W	6 5
4/3/1965	A	L	8 9
4/3/1965	A	W	(7) 8
4/2/1980	A	W	2 1
4/2/1980	A	W	6 2
4/1/1981	H	W	4 3
4/1/1981	H	L	14 16
3/31/1984	A	W	3 1
3/31/1984	A	L	1 4
3/9/1986	A	L	9 10
3/9/1986	A	L	10 11
3/7/1987	A	L	3 4
3/7/1987	A	L	2 4
3/8/1987	A	L	0 3
3/29/1987	H	L	5 11
3/6/1988	A	L	1 10
3/6/1988	A	L	4 7
3/25/1989	A	L	0 10
4/25/1989	H	W	11 7
3/7/1992	N	W	4 1
3/30/1994	H	W	7 6
3/28/1995	A	W	12 3
3/15/1996	N	W	10 4
3/1/1998	N	W	6 5

IPFW

Notre Dame leads 6-0			
4/24/2003	H	W	13 3
4/30/2004	H	W	7 5
4/19/2006	H	W	(10) 4
4/2/2007	H	W	3 2
4/23/2008	A	W	5 0
3/21/2012	H	W	8 1

IUPUI

Notre Dame leads 5-1			
4/21/1988	H	L	5 10
3/20/1997	H	W	(12) 8 7
4/10/1997	H	W	(7) 11 3
4/10/1997	H	W	(7) 6 3
5/9/1997	H	W	14 3
4/6/2000	H	W	7 3

INDIANA STATE

Notre Dame trails 5-9			
4/18/1982	A	L	2 3
4/18/1982	A	L	6 7
4/16/1983	H	L	0 3
4/16/1983	H	L	1 4
4/24/1991	H	W	6 5
4/20/1992	A	W	18 7
4/28/1993	H	L	0 2
5/10/1993	A	W	20 9
4/27/1994	H	W	4 0
5/12/1994	A	L	8 11
3/21/1995	A	L	8 12
3/27/1996	H	W	5 4
3/17/2012	N	L	(10) 4 6
3/18/2012	N	L	1 6

INDIANA TECH

Notre Dame leads 4-1			
3/30/1996	H	W	(7) 5 0
3/30/1996	H	W	13 4
4/17/1997	H	W	(10) 8 7
3/25/1998	H	L	2 7
3/27/1998	H	W	15 3

INDIANAPOLIS

Notre Dame leads

All-Time Series Results

KENTUCKY

Notre Dame trails 5-6			
5/13/1903	H	W	4 3
4/23/1912	H	W	15 2
4/6/1923	A	L	2 4
4/23/1927	A	W	3 2
3/7/1992	N	L	1 8
3/8/1992	N	W	6 2
3/19/1993	A	W	7 6
3/20/1993	A	L	10 13
3/21/1993	A	L	7 8
3/21/1993	A	L	6 9
6/3/2006	A	L	4 10

KENTUCKY WESLEYAN

Notre Dame leads 1-0			
4/18/1924	A	W	3 2

KNOX

Notre Dame leads 5-3			
5/17/1902	H	W	6 5
5/24/1902	A	L	5 6
4/27/1907	H	W	3 3
4/30/1907	A	W	9 4
6/6/1908	H	W	22 3
5/25/1923	A	W	8 0
4/12/1952	A	L	4 6
4/12/1958	A	L	2 10

LA SALLE

Notre Dame leads 7-0			
4/9/1993	H	W	4 3
4/10/1993	H	W	20 0
4/10/1993	H	W	6 2
4/11/1993	H	W	(7) 8 3
3/26/1994	A	W	9 2
3/26/1994	A	W	21 1
1/18/1994	H	W	21 1

LAFAYETTE

Notre Dame leads 1-0-1			
3/28/1967	A	W	2 1
3/31/1967	A	T	1 1

LAKE FOREST

Notre Dame leads 4-1			
5/18/1900	H	W	20 5
6/1/1913	H	L	5 7
5/26/1914	H	W	11 0
4/17/1915	H	W	13 1
5/16/1916	H	W	17 1

LAWRENCE

Notre Dame leads 1-0			
5/1/1903	H	W	7 4

LEHIGH

Notre Dame trails 0-1			
3/6/2008	N	L	2 4

LEWIS

Series is tied 5-5			
4/19/1962	A	W	14 4
5/10/1963	H	W	3 1
5/11/1963	H	W	13 2
5/11/1983	H	L	4 7
5/11/1983	H	L	0 2
5/6/1984	A	L	0 4
5/6/1984	A	W	6 3
4/23/1985	H	L	4 9
4/23/1985	H	W	11 5
4/22/1986	A	L	0 18

LEWIS & CLARK STATE

Notre Dame leads 1-0			
3/8/1996	N	W	12 6

LIBERTY

Notre Dame trails 0-1			
2/22/2008	N	L	2 6

LIPSCOMB

Notre Dame leads 1-0			
4/21/1960	A	W	7 6

LOMBARD

Notre Dame leads 1-0			
5/2/1925	A	W	13 0

LONG BEACH STATE

Notre Dame trails 1-2			
5/30/1993	N	L	3 13
3/9/1996	N	W	8 4
2/21/1997	A	L	8 10

LSU

Notre Dame leads 3-2			
4/7/1928	A	W	5 3
3/30/1964	A	L	(10) 2 9
3/31/1964	A	L	(12) 7 8
3/12/1991	A	W	6 3
3/11/2012	A	W	7 1

LOUISIANA TECH

Notre Dame trails 3-0			
5/16/1936	H	W	3 1
5/12/1937	H	W	9 4
5/13/1937	H	W	4 3

LOUISVILLE

Notre Dame trails 8-13			
4/18/1922	A	W	13 4
3/6/1992	A	W	3 2
5/5/2006	H	W	11 3
5/6/2006	H	L	4 5
5/7/2006	H	L	6 9
5/27/2006	N	W	7 0
5/12/2007	A	L	1 3
5/13/2007	A	L	3 4
5/14/2007	A	L	3 7
4/24/2009	A	L	7 8
4/25/2009	A	W	11 5
4/26/2009	A	W	13 12
5/20/2009	N	L	2 12
5/23/2009	N	W	6 5
5/23/2009	N	L	6 7
5/20/2010	H	L	3 6
5/22/2010	H	L	(7) 3 4
5/22/2010	H	L	3 13
5/19/2011	A	L	2 14
5/20/2011	A	L	5 7
5/21/2011	A	W	2 1

LOYOLA (IL)

Notre Dame leads 3-0			
5/2/1911	A	W	15 1
6/13/1912	H	W	14 2
4/26/1924	H	W	5 0

LOYOLA (LA)

Notre Dame leads 2-1			
3/25/1964	A	W	4 1
3/26/1964	A	L	5 9
2/14/1998	N	W	5 2

LOYOLA MARYMOUNT

Notre Dame leads 1-0			
4/5/1961	A	W	8 0

LUTHER

Notre Dame trails 1-2			
4/25/1925	H	W	19 0
5/10/1928	A	L	4 5
5/23/1930	A	L	2 3

MAINE

Notre Dame leads 3-2			
5/4/1985	A	W	7 3
5/4/1985	A	W	1 0
5/5/1985	A	L	4 6
5/5/1985	A	L	1 7
3/4/2008	N	W	(10) 11 10

MANCHESTER

Notre Dame leads 7-0			
4/14/1998	H	W	(7) 11 1
4/14/1998	H	W	3 2
3/7/2000	H	W	5 1
4/29/2004	H	W	10 0
4/27/2005	H	W	5 5
4/12/2006	H	W	8 2
4/9/2008	H	W	13 8

MANHATTAN

Series is tied 1-1			
3/4/2011	N	L	2 5
3/5/2011	N	W	5 4

MANKATO STATE

Notre Dame leads 1-0			
3/21/1984	N	W	8 5

MARIAN

Notre Dame leads 3-0			
5/4/1974	H	W	13 4
4/6/1975	A	W	14 3
4/6/1975	A	W	12 1

MARQUETTE

Notre Dame leads 2-0			
6/1/1909	H	W	13 0
5/4/1910	H	W	11 0

MARSHALL

Notre Dame trails 1-3			
4/20/1916	H	L	6 8
4/24/1917	H	W	5 2
5/27/1929	H	L	3 4
5/28/1929	H	L	0 1

MEMPHIS (STATE)

Notre Dame leads 10-9			
4/21/1954	A	W	9 1
3/31/1959	A	W	6 1

4/19/1960	A	W	9 4
3/22/1965	A	W	6 5
3/23/1965	A	L	1 6
3/24/1965	A	L	3 4
3/19/1971	A	W	13 10
3/19/1971	A	W	2 1
3/20/1971	A	W	5 0
3/28/1972	A	W	5 0
5/15/1977	H	L	0 12
3/15/1977	H	L	6 11
3/20/1981	A	L	5 6
3/20/1981	A	L	6 8
3/21/1981	A	L	2 12
3/1/1992	N	W	(7) 10 0
2/25/1996	N	L	2 4
2/27/2000	A	W	4 3
2/25/2006	N	L	(10) 6 7

MERCER

Series is tied 3-3			
4/17/1925	A	L	3 13
4/18/1925	A	L	9 13
4/7/1926	A	L	0 3
4/8/1926	A	W	14 9
4/18/1927	A	W	7 3
4/19/1927	A	W	6 3

MIAMI (FL)

Notre Dame trails 5-14			
3/30/1970	A	L	3 7
3/31/1970	A	L	2 6
3/8/1989	A	W	4 2
3/27/1992	A	W	2 1
3/28/1992	A	L	6 18
3/29/1992	A	L	(11) 5 6
5/23/1992	A	W	6 3
5/25/1992	A	L	1 5
4/21/1994	H	L	7 19
4/21/1994	H	L	2 5
4/3/1994	H	L	2 4
3/24/1995	A	L	4 9
3/25/1995	A	L	4 12
3/26/1996	A	W	5 2
2/20/1998	A	L	3 18
2/21/1998	A	L	2 27
2/22/1998	A	L	3 17
5/11/1999	H	L	3 5
5/12/1999	H	W	1 0

MIAMI (OH)

Notre Dame trails 1-11			
4/30/1971	A	L	3 4
5/1/1971	A	L	2 11
5/1/1971	A	L	1 6
4/21/1972	H	L	2 12
4/22/1972	H	L	3 12
4/27/1973	A	L	0 5
4/28/1973	A	L	0 2
4/5/1974	H	L	2 5
4/6/1974	H	L	2 6
3/26/1983	A	L	1 2
3/26/1983	A	L	5 6
3/15/2001	N	W	3 2

MICHIGAN

Notre Dame trails 45-84			
4/21/1892	H	W	6 4
4/22/1895	H	L	0 13
4/21/1897	H	W	18 3
4/18/1898	H	W	4 2
6/9/1898	H	L	2 15
4/27/1899	H	L	3 5
6/10/1899	A	L	1 7
4/21/1900	H	W	8 0
6/9/1900	H	W	7 1
5/21/1907	H	W	5 4
4/19/1909	H	W	11 2
5/8/1909	H	L	5 12
6/5/1909	H	L	2 4
4/18/1910	H	W	4 0
6/11/1910	H	L	2 3
5/4/1914	H	L	1 5
6/5/1914	A	W	9 3
6/6/1914	A	L	0 3
4/19/1915	H	L	3 4
4/24/1915	H	L	2 4
6/5/1915	H	L	1 4
4/17/1916	H	W	14 6
6/2/1916	H	L	1 2
6/3/1916	H	L	4 6
5/31/1918	A	L	0 14
6/1/1918	A	L	1 5

5/28/1919	A	W	3 2
5/26/1920	A	L	1 5
4/30/1921	H	L	7 8
5/18/1921	A	L	3 6
5/5/1922	A	L	3 6
5/30/1922	H	W	5 0
5/5/1923	A	L	10 11
5/30/1923	H	L	4 12
4/30/1924	H	W	6 2
5/19/1924	A	L	6 9
5/30/1924	A	L	0 6
5/21/1928	H	W	3 2
4/29/1939	A	L	1 9
5/20/1939	H	W	5 3
4/22/1941	A	W	6 2
5/20/1941	H	L	3 8
4/29/1942	A	L	2 3
5/4/1942	H	W	11 7
4/28/1944	A	L	4 5
4/21/1944	A	L	2 7
6/21/1944	H	W	10 1
6/3/1944	H	L	4 6
4/27/1945	H	L	1 6
4/28/1945	H	L	4 12
5/1/1945	A	L	3 12
5/14/1946	A	L	1 7
6/8/1946	H	L	8

5/7/1952	A	W	4	2	4/23/1949	H	W	4	0	NEBRASKA										4/4/1976	H	W	15	4	5/16/1961	A	L	0	1										
5/28/1952	H	W	5	4	5/12/1950	A	W	6	1	Notre Dame leads 11-3										4/29/1995	A	L	3	4	4/18/1962	A	L	5	8										
5/6/1953	A	L	5	8	5/13/1950	A	L	5	15	5/17/1897 H W 6 5										4/29/1995	A	L	5	6	5/23/1962	H	W	28	7										
5/27/1953	H	L	2	4	5/29/1956	A	W	4	3	5/22/1899 H W 16 8										4/30/1995	A	W	17	7	5/13/1963	A	L	3	7										
5/5/1954	A	L	1	8	5/30/1956	A	L	5	15	5/12/1900 H W 12 5										4/30/1995	A	W	7	4	5/18/1964	H	W	9	3										
5/26/1954	H	L	4	6	5/30/1956	A	L	1	10	5/8/1901 H W 16 10										5/16/1995	H	W	12	4	4/7/1965	H	W	13	3										
5/18/1955	A	L	4	5	5/29/1958	N	W	11	7	5/9/1902 H W 2 0										4/17/2005	N	W	10	6	4/27/1965	A	W	8	2										
5/25/1955	H	L	4	5	5/29/1959	H	W	12	4	5/8/1903 H W 13 2										4/16/2008	N	W	5	4	5/2/1966	H	W	9	1										
5/16/1956	A	W	8	2	5/29/1960	A	L	6	15	5/3/1904 H L 4 5										NORTHERN IOWA																			
5/21/1956	H	L	4	5	6/4/1970	N	W	6	2	5/14/1906 H W 8 3										Notre Dame leads 2-0																			
4/30/1957	H	L	3	4	3/19/1984	N	L	4	7	5/17/1907 H W 4 0										3/1/1990	N	W	6	1	4/18/1967	H	W	7	6										
5/13/1957	A	W	3	1	3/30/1991	A	L	5	9	2/22/1991 N W 8 5										4/29/1994	H	W	3	0	5/3/1967	H	W	6	5										
5/7/1958	A	W	7	0	3/4/2000	A	L	7	9	3/13/1995 N W (11) 5 3										NORTHWESTERN																			
5/5/1959	H	W	3	1	3/4/2003	A	L	2	8	2/28/2003 N L 1 7										Notre Dame leads 71-59-1																			
5/13/1959	A	L	4	5	2/29/2004	N	W	19	7	3/3/2006 N L 1 11										5/7/1896 H L 6 15																			
5/11/1960	H	L	3	5	3/4/2006	A	L	0	8	3/4/2007 N W (7) 16 6										5/3/1897 H W 11 8																			
5/18/1960	A	W	8	1	MISSISSIPPI										NEVADA										4/29/1898 H W 12 1														
5/4/1961	H	L	3	6	Notre Dame trails 1-4										Series is tied 1-1										5/7/1900 H W 14 6														
5/24/1961	A	L	4	5	4/4/1953	A	W	6	5	3/30/1961 A L (10) 15 16										5/14/1901 H W 13 4																			
5/16/1962	A	L	0	4	3/28/1959	A	L	2	3	3/5/1995 N W 11 4										5/24/1901 H W 5 2																			
5/5/1964	H	W	9	8	3/18/1981	A	L	5	11	NEW HAMPSHIRE										5/19/1903 H L 8 9																			
5/10/1965	A	L	0	3	3/19/1981	A	L	5	7	Notre Dame trails 0-1										5/14/1904 H W 9 1																			
5/17/1965	H	L	6	8	2/23/1997	N	L	5	11	6/11/1928 A L 0 9										5/13/1905 A L 6 8																			
5/9/1966	A	L	0	5	MISSISSIPPI STATE										NEW MEXICO										5/4/1905 A L 1 2														
5/16/1966	A	L	3	7	Notre Dame leads 4-2										Notre Dame leads 1-0										5/24/1905 H W 8 3														
5/1/1967	A	W	5	4	5/27/1993	N	W	15	1	3/12/2001 N W 3 0										5/14/1921 H L 14 15																			
5/9/1967	H	W	5	4	5/27/2000	A	L	1	8	NEW MEXICO STATE										5/25/1921 A W 7 0																			
4/23/1968	H	L	2	15	5/28/2000	A	W	7	0	Series is tied 1-1										5/15/1922 H W 26 4																			
5/7/1968	A	L	2	6	5/28/2000	A	L	9	10	3/15/1973 N W 2 0										6/3/1922 A W 5 4																			
5/6/1969	H	L	12	17	2/17/2001	A	W	7	5	3/16/1973 N L 1 4										4/26/1923 H W 12 2																			
4/1/1970	N	L	3	11	2/18/2001	A	W (11)	4	2	NEW ORLEANS										5/19/1923 A L 0 4																			
4/3/1970	N	L	11	12	MISSISSIPPI VALLEY STATE										Notre Dame trails 4-6										5/12/1924 H W 9 4														
5/2/1970	H	W	9	8	Notre Dame leads 5-0										3/8/1974 A W (10) 6 5										4/28/1926 H W 2 0														
5/12/1970	A	L	1	4	4/29/2008	H	W	4	0	3/9/1974 A W (10) 3 2										5/28/1926 A W 4 0																			
5/11/1971	H	L	2	5	4/30/2008	H	W	13	2	5/10/1974 A L 1 2										5/15/1928 A W 16 4																			
4/25/1972	A	L	1	16	2/19/2010	A	W	12	4	3/1/1996 A W 8 3										5/11/1929 H W 11 5																			
4/25/1972	A	L	3	4	2/20/2010	N	W	8	3	3/2/1996 A L 7 11										5/13/1930 H W 10 6																			
4/28/1974	A	L	2	5	2/21/2010	N	W	19	3	3/3/1996 A L 7 12										5/17/1930 A W 7 6																			
4/28/1974	A	L	0	3	MISSOURI										2/14/1998 A L (11) 3 4										4/29/1931 H L 5 7														
4/29/1975	H	L	2	10	Series is tied 1-1										2/27/1999 A W 14 11										5/19/1931 H W 4 3														
4/29/1975	H	L	1	2	2/26/1999	N	L (8)	1	13	2/17/2001 N L 6 7										5/10/1932 H W 5 3																			
5/13/1983	H	W	7	5	2/22/2002	N	W (10)	7	6	2/23/2002 A L 7 8										5/28/1932 A L 3 10																			
5/13/1983	H	W	2	1	(SOUTHWEST) MISSOURI STATE										NEW YORK TECH										4/19/1933 H L 7 9														
4/11/1984	A	L	1	7	Notre Dame leads 3-1										Notre Dame leads 1-0										4/23/1934 H L 13 14														
4/11/1984	A	L	2	7	3/19/1983	A	L	1	13	3/15/2007 N W 12 1										5/15/1934 H W 3 2																			
4/4/1985	H	L	1	3	3/19/1983	A	W	9	7	NEWMAN										5/8/1935 H L 7 10																			
4/4/1985	H	L	5	6	3/10/2005	N	W	6	4	Notre Dame leads 1-0										5/15/1935 H W 10 8																			
4/8/1986	A	L	7	8	3/12/2005	N	W	12	11	2/22/2003 N W 15 5										5/7/1936 A W 10 3																			
4/8/1986	A	W	20	11	MISSOURI SOUTHERN										NIAGARA										5/26/1936 H W 3 0														
4/7/1987	H	L	10	13	Notre Dame trails 1-2										Notre Dame leads 2-1										5/4/1937 A L 2 3														
4/7/1987	H	L	8	10	3/19/1982	A	L	3	4	5/24/1916 H W 1 0										5/3/1938 H L 3 5																			
4/23/1988	A	L	1	13	3/20/1982	A	L	8	3	5/16/1917 H L 4 6										5/15/1939 H L 2 4																			
4/23/1988	A	L	5	6	3/18/1983	A	W	13	1	5/17/1917 H W 5 2										5/11/1939 A W 9 2																			
4/28/1998	H	L	1	4	MONMOUTH										NORTH CAROLINA										4/6/1940 H W 6 1														
3/20/2010	H	L	0	13	Notre Dame leads 2-0										Notre Dame trails 1-2										5/27/1940 A L 2 3														
3/20/2010	H	L	4	7	5/23/1902	A	W	12	1	3/31/1956 N L 4 14										4/22/1941 H L 5 6																			
3/21/2010	H	L	0	3	5/1/1907	A	W	2	0	6/3/2005 N L 1 5										5/3/1941 A L 1 5																			
2/18/2011	N	L	1	2	MOUNT ST. MARY'S										6/5/2005 N W 3 0										4/21/1942 H W 13 1														
5/17/2011	H	L	3	20	Notre Dame leads 2-0										NORTH CAROLINA STATE										4/27/1942 A W 6 4														
4/10/2012	A	L	2	8	5/13/1912	A	W	6	5	Notre Dame trails 0-1										6/10/1944 A L 6 7																			
MINNESOTA										3/1/2008	N	W	5	0	UNC WILMINGTON										5/1/1945 A W 4 0														
Notre Dame leads 23-19										MURRAY STATE										Notre Dame leads 1-0										6/8/1945 H W 10 4									
6/20/1894	H	L	1	3	Notre Dame leads 4-3										2/23/2007 N L 4 9										4/30/1946 H W 7 2														
6/7/1900	H	W	7	3	4/14/1960	A	W	8	1	NORTH CENTRAL										4/14/1946 A L 1 11																			
4/24/1901	H	W	7	6	3/22/1971	A	W	6	5	Notre Dame leads 1-0										4/22/1947 H W 4 2																			
5/20/1901	H	L	5	10	3/23/1971	A	L	0	1	4/25/1981 N W 3 2										5/26/1948 A W 3 0																			
5/21/1901	H	L	4	5	3/24/1972	A	W	9	5	NORTH DAKOTA STATE										5/11/1949 H W 10 5																			
5/19/1902	A	W	9	5	3/25/1972	A	L	7	8	Notre Dame leads 1-0										5/25/1949 A W 4 1																			
5/20/1902	A	L	5	9	3/25/1972	A	W	6	3	3/18/1982 N W 7 4										5/17/1950 A L 10 11																			
6/5/1902	A	W	22	2	3/19/1977	N	L	0	17	NORTH FLORIDA										5/2/1951 A W 4 2																			
5/12/1904	H	W	13	3	NAVY										Series is tied 1-1										5/16/1951 H L 6 8														
5/21/1904	H	W	18	1	Notre Dame leads 8-3-1										3/13/2000 A L 1 6										4/30/1952 A L 1 2														
5/3/1906	A	W	9	0	5/21/1913	A	L	1	7	3/11/2003 A W 6 1										5/21/1952 H W 20 4																			
5/4/1906	A	L	4	7	5/16/1914	A	W	4	2	NORTHEASTERN ILLINOIS										4/29/1953 A W 6 4																			
5/30/1906	H	L	5	8	5/15/1915	H	L	2	5	Notre Dame leads 7-2										5/13/1953 H W 5 4																			
5/31/1906	H	W	3	0	6/1/1929	H	W	6	4	4/5/1988 H W 5 4										4/28/1954 H L 3 6																			
5/4/1907	A	W	5	0	5/9/1931	H	W	5	2	5/5/1995 H W 4 1										5/12/1954 A L 2 9																			
5/30/1907	H	L	1	2	5/10/1940	A	W	5	4	5/5/1995 H W 3 1										4/27/1955 A L 1 8																			
5/20/1909	H	W	12	6	5/17/1941	H	L	4	5	4/28/1996 H W 6 3										5/1/1957 A W 8 4																			
5/28/1909	A	L	2	3	2/28/1992	N	W	7	6	3/14/1997 N W 7 2										5/15/1957 H W 6 2																			
5/28/1909	A	L	1	2	2/23/1996	N	W (7)	1	0	3/15/1997 N L (7) 5 10										5/30/1957 N L 2 9																			
5/21/1924	H	W	11	5	3/13/2001	N	T (10)	4	4	3/26/1997 H W 11 4										3/31/1957 N W 6 1																			
6/1/1925	H	L	2	3	3/10/2003	N	W	7	3	3/26/1998 H L (7) 4 10										5/6/1958 H W 22 2																			
5/21/1927	A	W	4	1	3/14/2003	N	W	11	2	3/26/1998 H L (7) 11 6										5/21/1958 A W 16 5																			
5/1/1928	H	W	7	2	NORTH ILLINOIS										Series is tied 1-1										4/22/1959 A W 8 5														
5/24/1929	A	W	18	2	Notre Dame leads 7-2										4/27/1960 H L 4 6										4/14/2004 H W 17 5														
5/25/1929	A	W	4	2	4/4/1976 H W 12 11										5/25/1960 A W 14 1										5/10/2005 H W 7 2														
4/22/1949	H	W	8	6											5/2/1961 H L 5 13										4/11/2006 H W 15 1														
																														4/3/2007 H W 7 3									
																														3/25/2009 H L 5 6									
																														4/6/2010 H W 13 6									
																														OBERLIN									
																														Notre Dame leads 2-1									
																														5/26/1899 H L 0 4									
																														5/29/1900 H W 5 1									
																														5/15/1907 H W 5 0									
																														OGLETHORPE									
																														Series is tied 1-1									
																														4/13/1966 A L 0 2									
																														4/14/1966 A W 6 0									

All-Time Series Results

OHIO

Notre Dame trails 14-16				
4/17/1950	H	L	1	4
4/8/1955	N	W	3	2
4/27/1956	A	L	1	9
4/28/1956	A	W	7	3
4/26/1957	A	W	8	3
4/27/1957	A	L	4	7
4/18/1958	H	W	15	2
4/19/1958	H	L	5	8
4/11/1959	H	L	2	3
5/20/1960	H	W	9	0
5/30/1960	N	L (10)	4	5
5/12/1961	A	W	11	4
5/13/1961	A	W	5	4
5/4/1962	H	W	8	1
5/5/1962	H	W	6	3
4/26/1963	A	W	8	7
4/27/1963	A	W	16	6
4/24/1964	H	L	1	11
4/25/1964	H	L (10)	2	3
4/17/1965	A	L	5	11
4/17/1965	A	L (7)	3	7
5/19/1967	H	W	17	7
5/20/1967	H	W	9	5
5/17/1968	A	L	2	4
5/9/1969	H	W	3	0
5/2/1970	A	L	2	5
4/23/1971	H	L	3	14
4/24/1971	H	L	6	7
4/14/1972	A	L	0	4
4/15/1972	A	L	2	13

OHIO STATE

Notre Dame leads 26-20				
5/15/1902	H	W	7	0
6/5/1903	H	W	2	1
4/29/1905	H	L	1	6
5/20/1933	H	W	12	4
4/13/1934	H	L	5	7
5/5/1934	H	W	5	3
4/12/1935	H	W	4	3
5/4/1935	H	L	9	10
5/16/1936	H	W	2	1
5/12/1937	H	W	22	3
4/18/1938	A	W	3	1
4/19/1938	A	L	1	6
5/17/1940	A	W	4	0
5/18/1940	A	W	7	4
5/23/1941	H	L	9	22
5/24/1941	H	L	5	8
5/25/1945	A	W	3	1
5/26/1945	A	W	11	8
4/20/1946	H	W	9	3
4/20/1946	H	W	10	4
5/16/1947	A	W	7	5
5/14/1948	H	L	3	6
5/15/1948	H	W	6	0
4/14/1949	A	W	4	1
5/19/1950	H	L	0	2
5/20/1950	H	L	8	12
4/14/1951	A	W	1	0
4/18/1952	H	L	5	8
4/19/1952	H	W	3	1
4/19/1952	H	W	4	1
4/10/1953	A	W	6	4
4/11/1953	A	L	0	8
5/28/1954	H	L	1	11
5/29/1954	H	W	3	1
4/15/1955	A	W	4	3
4/16/1955	A	L	2	3
4/16/1955	A	L	5	6
3/19/1976	N	L	0	3
3/20/1976	N	W	4	2
2/23/1991	N	L	1	6
2/24/1991	N	L (11)	11	5
2/25/2000	N	L	4	2
5/31/2002	H	W	8	6
6/2/2002	H	W	9	6
2/20/2009	N	L	0	2
2/27/2010	N	L	2	10

OHIO WESLEYAN

Notre Dame leads 4-1				
5/12/1903	H	W	11	0
6/4/1903	H	L	2	5
6/6/1906	H	W	4	2
6/7/1906	H	W	7	1
4/25/1914	H	W	12	0

OKLAHOMA

Notre Dame trails 0-2				
3/15/1982	A	L	3	15
2/26/2006	N	L	3	4

OKLAHOMA CITY

Notre Dame leads 1-0				
3/16/1982	A	W	19	7

OLD DOMINION

Notre Dame trails 0-1				
5/26/1994	N	L	5	9

OLIVET

Notre Dame leads 6-0				
5/5/1909	H	W	8	2
5/10/1910	H	W	16	1
4/10/1911	H	W	7	6
4/9/1912	H	W	8	0
4/12/1913	H	W	9	1
4/11/1914	H	W	14	2

ORAL Roberts

Notre Dame trails 4-10				
3/10/1973	N	W	12	3
3/11/1973	N	L	6	7
3/17/1982	A	L	2	5
3/17/1982	A	L	1	2
3/18/1982	A	L	0	13
3/13/1983	A	L	3	12
3/14/1983	A	L	0	8
5/21/1983	A	L	5	18
5/17/1985	A	L	13	14
5/18/1985	A	L	0	12
3/13/1996	N	W	6	2
3/16/1996	N	W	10	6
3/11/2005	N	L	8	15
3/6/2009	N	W	2	1

OREGON STATE

Notre Dame trails 0-1				
3/26/1986	N	L	1	4

PACIFIC

Notre Dame trails 1-2				
3/10/2001	A	W	5	2
3/12/2010	N	L	4	8
3/14/2010	N	L	2	3

PENN STATE

Notre Dame leads 10-3				
5/21/1909	H	W	9	0
5/11/1912	A	W	6	1
5/20/1913	A	W	5	3
6/11/1957	N	L	4	5
3/8/1997	N	L	2	9
3/12/1997	N	W (11)	9	8
3/6/1999	N	L	5	6
3/7/1999	N	W	3	1
3/10/1999	N	W	6	3
3/8/2004	N	W	8	2
3/11/2004	N	W	4	2
2/28/2010	N	W (10)	9	8
2/20/2011	N	W	8	5

PENNSYLVANIA

Notre Dame leads 1-0				
3/10/1989	N	W	15	8

PENSACOLA

Notre Dame leads 1-0				
5/21/1949	H	W	12	0

PEPPERDINE

Notre Dame leads 1-0				
2/26/1995	N	W	14	5

PITTSBURGH

Notre Dame leads 32-15				
4/27/1951	A	W	5	3
4/28/1951	A	W	10	5
5/2/1952	H	W	18	3
5/3/1952	H	W	9	4
3/5/1989	N	W	16	9
3/4/1996	H	W (7)	8	3
4/30/1996	H	W	2	8
4/27/1997	A	W (8)	11	0
4/27/1997	A	L	6	7
4/18/1998	N	W (7)	1	0
4/18/1998	N	W	12	1
4/10/1999	H	W (7)	4	1
4/10/1999	H	W	3	2
4/11/1999	H	W	9	8
5/6/2000	H	W (7)	7	0
5/6/2000	H	W	11	8
5/7/2000	H	L (10)	18	22
5/18/2000	N	W	15	7
3/23/2001	A	W (7)	3	0
3/23/2001	A	W	3	0

4/11/2002	H	L (7)	5	7
4/11/2002	H	W	12	2
4/17/2003	H	W (7)	5	2
4/17/2003	H	L	3	5
4/25/2004	A	L (7)	6	8
4/25/2004	A	L	6	7
5/14/2005	A	L (7)	1	4
5/14/2005	A	L	5	8
5/15/2005	A	W	21	1
5/27/2005	N	W	4	2
5/28/2005	N	W	11	4
3/31/2006	H	W	6	1
4/1/2006	H	W	4	3
4/2/2006	H	W	9	8
3/30/2007	A	L	2	4
3/31/2007	A	L	0	5
5/9/2008	H	W	5	4
5/10/2008	H	L	3	5
3/27/2009	A	W	5	4
3/28/2009	A	L	7	15
3/29/2009	A	L	11	14
4/1/2011	A	L	5	6
4/2/2011	A	L	2	3
4/3/2011	A	W	8	6
3/23/2012	H	W	6	5
3/24/2012	H	W	3	2
3/25/2012	H	W	7	5

PORTLAND

Notre Dame leads 2-0				
5/27/1989	N	W	8	6
3/17/2001	N	W	7	6

PRAIRIE VIEW A&M

Notre Dame leads 1-0				
2/17/2007	N	W	15	8

PRINCETON

Notre Dame trails 0-2				
5/14/1914	A	L	1	4
5/13/1915	H	L	5	6

PROVIDENCE

Notre Dame leads 7-3				
6/14/1928	A	L	1	6
3/24/1996	A	L (7)	2	18
3/24/1996	A	W	10	7
5/17/1996	N	W	4	2
4/5/1997	H	W (7)	10	5
4/5/1997	H	W	14	10
5/16/1998	N	W	9	7
4/1/1999	H	W (7)	5	4
4/1/1999	H	W	6	5
5/22/1999	N	L	4	8

PURDUE

Notre Dame leads 80-38-3				
5/22/1894	H	L	2	3
3/30/1895	H	W	11	6
4/5/1899	A	W	10	5
4/27/1900	H	L	7	10
5/3/1900	H	W	8	6
4/19/1901	H	W	7	6
5/3/1901	H	W	25	14
5/2/1902	A	W	8	5
6/7/1902	H	T	2	2
5/16/1903	H	W	8	1
6/6/1903	H	W	2	1
5/26/1904	H	W	11	2
6/3/1904	A	W	13	4
5/12/1905	H	L	2	9
6/2/1905	A	L	1	3
5/10/1906	H	W	4	2
5/17/1906	H	L	4	8
5/18/1907	A	W	6	2
5/25/1907	H	W	4	3
5/2/1916	H	W	1	0
5/25/1916	H	W	4	0
5/5/1917	H	W	9	5
5/8/1918	A	W	7	5
5/25/1918	H	W	8	1
5/6/1919	A	W	16	6
5/24/1919	H	W	13	1
4/5/1920	A	L	4	8
6/6/1920	H	W	12	11
4/9/1921	A	W	4	1
5/21/1921	H	W	8	1
5/10/1922	H	W	2	1
5/17/1922	A	W	4	0
4/9/1923	A	W	3	0
5/5/1925	A	L	3	5
5/15/1926	H	L	5	8

5/26/1931	H	W	10	7
4/28/1933	A	T	9	9
4/29/1933	A	W	8	7
4/27/1934	H	L	13	14
4/28/1934	H	L	6	9
5/24/1934	H	W	13	5
4/17/1935	A	L	5	9
5/18/1935	H	W	13	4
4/22/1936	H	W	18	15
5/20/1936	A	L	4	6
5/15/1937	H	W	15	0
5/25/1937	A	W	6	1
4/26/1939	H	W	9	0
5/16/1939	A	W	6	1
4/29/1940	H	L	2	3
5/14/1940	A	L	1	2
4/10/1941	A	T	3	3
4/7/1942	A	W	12	3
4/23/1942	H	W	4	3
6/16/1944	A	L	2	5
6/17/1944	H	W	15	0
4/23/1946	A	W	11	4
6/16/1946	H	W	9	2
5/20/1947	H	W	4	3
5/20/1947	H	L	3	5
5/25/1948	H	W	5	3
5/25/1948	H	L	2	3
6/1/1949	A	W	5	4
6/1/1949	A	W	1	0
5/2/1950	A	L	8	11
5/16/1950	H	L	4	6
5/22/1951	A	L	5	2
5/22/1952	H	W	5	2
5/19/1953	A	W	2	1
5/22/1954	A	W	16	1
5/11/1954	H	L	0	7
5/3/1955	A	L	2	3
5/17/1955	H	W	7	4
4/24/1956	H	L	3	4
5/8/1956	H	W	15	0
4/15/1958	H	W	7	5
4/29/1958	A	W	14	1
4/26/1960	A	L	2	5
4/11/1961	H	L	7	2
4/10/1962	A	W	6	4
4/15/1964	H	W	9	4
4/14/1965	A	W	4	2
4/17/1967	H	W	8	1
4/9/1968	A	W	7	0
3/25/1981	A	W	3	7
3/25/1981	A	L	1	3
4/10/1982	H	W	9	5
4/10/1982	H	L	0	6
4/18/1984	H	W	4	1
4/18/1984	H	L	4	5
4/17/1985	H	L	3	13
4/16/1986	A	L	6	20
4/29/1986	H	L	6	9
4/28/1987	H	L	5	8
4/12/1988	A	L	7	11
4/26/1988	H	W	5	2
3/28/1990	A	L	8	10
4/12/1990	H	W	14	2
4/8/1992	H	L	4	5
4/16/1992	A	W (5)	7	0
4/7/1993	A	W	2	1
4/21/1993	H	W	7	5
4/19/1994	H	W	8	1
5/10/1994	A	W	12	5
4/21/1995	A	L	2	5
4/19/1995	H	W	7	2
4/17/1996	H	W	7	4
4/15/1997	A	W	6	4
2/28/1998	N	W	6	1
4/15/1998	H	W	7	1
4/11/2000	H	L	5	5
3/26/2003	H	W	8	7
4/20/2005	N	W	9	7
4/24/2006	H	W	2	1
4/18/2007	H	W (10)	1	0
2/22/2009	N	W (10)	9	4
2/19/2011	N	W	19	2
2/19/2012	N	L	8	18

ST. AMBROSE			
Notre Dame trails 0-1			
5/21/1918	H	L	2 3
ST. BERNARD			
Notre Dame trails 0-1			
3/14/1976	N	L	3 4
ST. BONAVENTURE			
Notre Dame trails 2-0			
3/19/1989	N	W	5 2
3/2/2008	N	W	6 4
ST. EDWARD'S (TX)			
Notre Dame trails 0-6			
4/9/1969	A	L	3 5
3/17/1984	A	L	5 7
3/19/1985	A	L	6 9
3/19/1985	A	L	2 3
3/15/1987	A	L	3 5
3/14/1988	A	L	4 5
ST. IGNATIUS			
Notre Dame trails 3-0			
5/30/1896	H	W	9 6
5/24/1915	A	W	10 1
5/28/1917	H	W	8 1
ST. JOHN'S			
Notre Dame leads 26-23			
4/4/1996	H	W	(7) 7 3
5/17/1996	N	W	4 0
5/9/1998	H	L	(7) 0 3
5/9/1998	H	W	2 1
5/10/1998	H	L	5 6
5/14/1998	N	W	3 2
5/15/1999	A	L	(7) 4 5
5/15/1999	A	W	5 2
5/16/1999	A	L	5 14
4/29/2000	H	W	(7) 8 3
4/29/2000	H	L	4 6
4/30/2000	H	W	9 8
4/28/2001	A	W	(7) 3 2
4/28/2001	A	W	5 0
4/29/2001	A	W	7 3
4/16/2002	H	W	(7) 4 1
4/16/2002	H	L	3 4
4/17/2002	H	W	5 2
4/6/2003	H	W	(7) 11 3
4/6/2003	H	W	18 3
4/12/2004	H	W	(7) 7 1
4/12/2004	H	L	1 2
5/28/2004	N	W	9 2
5/7/2005	A	L	2 3
5/7/2005	A	L	(10) 5 6
5/8/2005	A	L	1 3
4/13/2006	H	W	9 2
4/13/2006	H	W	13 7
4/15/2006	H	W	7 5
5/26/2006	N	L	1 10
5/26/2006	N	W	5 3
4/25/2008	H	L	3 10
4/26/2008	H	L	4 6
4/27/2008	H	W	8 4
5/14/2009	A	W	9 1
5/15/2009	A	W	15 8
5/16/2009	A	L	6 10
5/19/2009	N	W	14 5
5/22/2009	N	W	11 10
4/30/2010	H	W	14 5
5/1/2010	H	L	1 8
5/2/2010	H	L	4 9
4/21/2011	A	L	0 6
4/21/2011	A	L	1 4
4/27/2012	H	L	4 6
4/27/2012	H	L	4 6
4/29/2012	H	L	1 3
5/23/2012	N	L	(7) 2 2
5/26/2012	N	L	1 2
ST. JOSEPH'S (IN)			
Notre Dame leads 12-1			
5/20/1910	H	W	2 0
5/8/1911	A	W	17 1
4/28/1968	A	W	3 1
4/1/1978	H	L	1 11
4/1/1978	H	W	2 1
4/16/1980	H	W	5 1
4/16/1980	H	W	7 5
4/21/1982	H	W	7 2
4/21/1982	H	W	15 5
3/17/1986	H	W	4 1
3/17/1986	H	W	8 0
4/19/1987	H	W	6 3
4/19/1987	H	W	6 5

SAINT LOUIS			
Notre Dame leads 13-4			
4/6/1947	A	L	3 4
4/7/1947	A	W	11 2
4/25/1987	N	L	1 3
4/25/1987	N	W	5 2
4/26/1987	N	L	2 3
4/1/1989	A	W	1 0
4/1/1989	A	W	6 2
5/19/1989	N	W	10 6
3/10/1990	A	W	10 2
3/31/1990	H	W	5 0
4/27/1991	H	W	8 5
4/27/1991	H	W	18 7
4/28/1991	H	W	2 1
4/28/1991	H	L	1 3
5/6/1994	H	W	14 3
5/7/1994	H	W	11 5
5/8/1994	H	W	6 4
ST. MARY OF THE PLAINS			
Series is tied 1-1			
3/16/1983	N	L	1 3
3/16/1983	N	W	8 1
ST. MARY'S (KY)			
Notre Dame leads 4-0			
4/16/1922	A	W	7 1
4/17/1922	A	W	5 3
3/31/1923	A	W	4 1
4/1/1923	A	W	8 6
ST. MARY'S (MN)			
Notre Dame leads 5-3			
4/9/1979	H	W	1 0
4/9/1979	H	L	2 6
4/7/1980	H	W	5 1
4/7/1980	H	W	2 1
4/3/1981	H	W	7 1
4/3/1981	H	W	2 1
3/20/1984	N	L	0 1
3/20/1984	N	L	3 8
ST. MARY'S (TX)			
Notre Dame leads 8-7			
4/5/1969	A	L	4 6
3/23/1984	A	L	7 8
3/18/1985	A	W	9 1
3/22/1985	A	L	5 7
3/19/1987	A	L	3 7
3/21/1987	A	W	8 1
3/19/1988	A	L	(8) 6
3/19/1988	A	L	1 3
2/25/1989	A	L	0 5
2/25/1989	A	W	4 2
3/3/1990	A	W	3 2
3/3/1990	A	W	5 1
3/2/1991	A	W	6 4
3/2/1991	A	W	9 3
3/12/1999	N	W	4 3
ST. NORBERT			
Notre Dame leads 2-0			
4/24/1996	H	W	(7) 13 0
4/24/1996	H	W	(7) 13 1
ST. PROCOPIUS			
Notre Dame leads 1-0			
4/14/1967	H	W	6 5
ST. THOMAS			
Notre Dame leads 3-0			
5/2/1907	H	W	7 1
5/2/1915	H	W	11 2
4/25/1947	H	W	10 2
ST. VIATOR			
Notre Dame leads 18-5			
5/30/1898	H	W	8 6
5/5/1905	H	W	2 1
6/4/1906	H	W	2 1
5/28/1907	H	W	6 0
4/24/1909	H	W	4 0
5/16/1910	H	W	6 4
5/3/1911	A	W	12 4
5/3/1911	H	L	5 10
6/1/1911	H	W	9 1
5/31/1912	H	W	2 1
6/7/1913	H	W	16 0
5/20/1914	H	W	6 4
4/28/1915	H	W	19 1
5/18/1916	H	W	17 2
4/10/1917	H	W	10 1
5/20/1917	H	W	9 0
5/7/1921	A	L	0 7
5/27/1922	H	W	5 0

5/17/1924	A	L	6 11
5/27/1925	H	L	2 12
6/2/1926	H	W	9 4
6/4/1927	H	L	6 9
5/26/1928	H	W	7 6
SAM HOUSTON STATE			
Notre Dame trails 1-0			
2/25/2001	N	W	7 4
SAN DIEGO			
Notre Dame leads 2-0			
4/6/1961	A	W	2 0
5/31/2003	N	W	6 3
SAN DIEGO STATE			
Notre Dame leads 1-0			
2/20/2004	N	W	7 1
SANTA CLARA			
Notre Dame trails 0-1			
4/2/1961	A	L	8 9
SCHREINER			
Notre Dame leads 4-1			
3/20/1985	A	W	8 3
3/14/1987	A	W	3 1
3/14/1988	A	W	4 1
3/12/1988	A	L	0 4
3/12/1988	A	W	19 2
SEATTLE			
Notre Dame trails 1-2			
2/25/2011	A	W	5 0
2/26/2011	A	L	0 1
2/26/2011	A	L	2 7
SETON HALL			
Notre Dame leads 33-16			
5/17/1912	A	W	4 3
5/4/1996	H	W	(7) 7 1
5/4/1996	H	W	15 1
5/5/1996	H	W	10 1
3/22/1997	A	L	(7) 4 5
3/22/1997	A	L	0 16
3/23/1997	A	L	10 16
5/14/1997	N	W	4 3
4/25/1998	A	L	(7) 4 5
4/25/1998	A	W	11 3
4/27/1998	A	W	6 1
4/24/1999	H	W	(7) 8 7
4/24/1999	H	L	1 7
4/25/1999	H	W	17 8
5/21/1999	N	L	3 11
4/20/2000	H	W	(7) 11 5
4/20/2000	H	W	5 5
3/31/2001	H	W	(7) 6 0
3/31/2001	H	W	6 1
4/1/2001	H	W	15 3
4/1/2001	H	W	15 3
4/20/2002	A	W	(7) 9 4
4/20/2002	A	W	4 2
4/21/2002	A	W	6 1
4/19/2003	H	W	(7) 4 3
4/19/2003	H	W	9 3
4/23/2004	A	L	(7) 2 4
4/23/2004	A	W	4 3
3/26/2005	H	W	(7) 8 2
3/26/2005	H	W	4 1
5/13/2006	A	L	6 7
5/13/2006	A	W	14 12
5/14/2006	A	L	1 2
5/4/2007	H	W	3 1
5/5/2007	H	W	6 4
5/6/2007	H	L	1 15
3/20/2009	H	W	10 4
3/21/2009	H	L	4 9
3/22/2009	H	L	4 11
4/16/2010	A	W	(10) 6 5
4/17/2010	A	W	2 1
4/18/2010	A	W	7 4
4/29/2011	H	L	1 2
4/30/2011	H	W	2 1
5/1/2011	H	W	5 4
4/5/2012	A	L	(10) 4 5
4/5/2012	A	L	(11) 2 3
4/6/2012	A	L	0 2
5/25/2012	N	W	4 3
SIENA HEIGHTS			
Notre Dame leads 2-0			
4/13/1995	H	W	13 2
3/30/2000	H	W	9 2
SOUTH ALABAMA			
Notre Dame leads 2-1			
3/9/1991	A	L	7 9

1/1/2002	H	W	25	1
3/8/2008	N	W	10	4
SOUTH CAROLINA				
Series is tied 1-1				
5/22/1992	N	L	1	5
5/25/1992	N	W	11	2
SOUTH DAKOTA STATE				
Notre Dame trails 0-1				
3/19/2005	N	L	7	13
SOUTH FLORIDA				
Notre Dame trails 11-13				
3/3/2001	N	L	1	6
4/7/2006	A	W	9	6
4/8/2006	A	W	10	4
4/9/2006	A	W	10	1
5/23/2006	N	W	3	
3/23/2007	H	W	1	0
3/24/2007	H	L	10	13
3/25/2007	H	L	1	9
5/15/2008	A	L	4	5
5/16/2008	A	L	(16)	2 3
5/17/2008	A	L	8	9
5/20/2008	N	L	3	9
5/8/2009	H	W	8	5
5/9/2009	H	W	7	6
5/10/2009	H	L	5	6
3/26/2010	A	L	0	4
3/27/2010	A	L	3	6
3/27/2010	A	L	2	10
5/13/2011	H	W	8	0
5/14/2011	H	W	10	5
5/14/2011	H	W	6	3
3/30/2012	A	W	(10)	8 3
3/31/2012	A	L	6	11
4/1/2012	A	L	4	6
USC				
Series is tied 3-3				
4/3/1961	N	L	3	4
2/22/1997	N	L	4	14
3/9/2002	N	W	15	8
2/21/2004	A	W	(7)	3
5/17/2005	H	W	13	6
5/18/2005	H	L	3	9
SOUTHERN ILLINOIS				
Notre Dame leads 10-4				
6/3/1970	N	L	2	10
6/5/1970	N	L	0	1
3/14/1996	N	W	6	2
3/11/1998	N	W	4	3
2/28/1999	N	W	15	5
2/24/2002	N	L	2	6
3/14/2002	N	W	5	3
3/16/2002	N	W	3	2
3/6/2004	N	W	(11)	11
2/30/2004	A	L	4	8
3/21/2004	A	W	5	3
3/17/2006	N	W	12	2
3/18/2006	N	W	4	0
5/15/2008	N	W	4	0
SOUTHERN METHODIST				
Notre Dame leads 1-0				
4/5/1929	A	W	6	5
SOUTHWESTERN (TN)				
Notre Dame leads 1-0				
4/19/1954	A	W	8	2
SPRING HILL				
Series is tied 1-1				
4/11/1928	A	L	0	6
4/12/1928	A	W	6	1
STANFORD				
Notre Dame trails 0-3				
3/29/1991	N	L	3	7
6/15/2002	N	L	3	4
6/18/2002	N	L	3	5
STETSON				
Series is tied 3-3				
3/25/1978	N	L	2	6
3/24/1998	A	W	19	11
5/24/1996	N	L	6	7
6/4/2005	N	W	7	4
3/2/2007	A	L	4	5
3/7/2010	A	W	4	2
SYRACUSE				
Notre Dame leads 1-0				
5/15/1908	A	W	2	

All-Time Series Results

TOLEDO

Notre Dame leads 43-12		
5/26/1934	H	W 5
5/4/1935	A	W 5
4/16/1936	H	W 7
5/1/1936	A	W 5
5/15/1947	H	W 8
6/3/1948	A	W 7
5/5/1961	A	W (14) 3
4/27/1962	H	L 8
4/28/1962	H	W 5
4/19/1963	A	W 14
4/20/1963	A	W 6
4/17/1964	A	W 10
4/9/1965	H	W 10
4/10/1965	H	W 8
4/10/1965	H	W 4
5/20/1966	A	L 5
5/12/1967	A	W 5
5/13/1967	A	L 2
5/10/1968	H	W 10
5/2/1969	A	W 16
5/3/1969	A	L 4
5/3/1969	A	W 1
4/24/1970	H	W 7
4/24/1970	H	W 7
4/25/1970	H	W 5
4/16/1971	A	L 1
4/17/1971	A	L 3
4/17/1971	A	W 5
4/7/1974	H	L 0
4/7/1974	H	W 4
4/13/1975	A	W 3
4/13/1975	A	L 1
4/11/1976	H	L 3
4/11/1976	H	L 3
4/2/1977	H	L 7
4/2/1977	H	L 4
4/6/1992	N	W 13
4/20/1993	H	W 5
4/20/1993	H	W (2) 1
4/7/1994	H	W 5
4/11/1996	H	W 8
4/24/1997	H	W 15
4/23/1998	H	W 15
4/13/2000	H	W 6
3/28/2001	H	W 6
4/17/2002	H	W 15
3/25/2003	H	W 8
4/21/2004	H	W 9
4/5/2005	H	W 6
4/18/2006	H	W 8
4/17/2007	H	W 8
4/15/2008	H	W 6
4/1/2009	H	W 11
4/27/2010	H	W 9
4/3/2012	H	W 7

TRANSLYVANIA

Notre Dame leads 2-0		
4/20/1922	A	W 12
4/16/1924	A	W 13

TRINITY (TX)

Notre Dame leads 11-0		
3/18/1984	N	W 4
3/22/1984	N	W 8
3/22/1984	N	W 9
3/21/1985	A	W 8
3/21/1985	A	W 8
2/23/1989	A	W 12
2/23/1989	A	W 12
3/4/1990	A	W 5
3/3/1991	A	W 8
3/3/1991	A	W 8
3/14/2009	A	W 11

TRI-STATE

Notre Dame leads 4-0		
5/9/1988	H	W 8
5/9/1988	H	W 16
4/20/1989	H	W 16
4/11/1991	A	W 10

TUFTS

Notre Dame leads 1-0		
5/21/1912	A	W 3

TULANE

Notre Dame trails 5-9-1		
3/28/1964	A	L 0
3/28/1964	A	T 3

3/15/1974	N	L 7
3/16/1974	N	L 0
3/17/1974	N	L 1
3/27/1986	N	L 6
4/11/1987	A	L 3
4/11/1987	A	W 8
4/12/1987	A	L 1
3/11/1991	A	L 3
3/5/1994	A	W 8
3/6/1994	A	W 9
3/7/1994	A	L 2
5/26/2000	N	W 8
5/27/2000	N	W 10

TULSA

Notre Dame trails 0-5		
3/10/1973	A	L 1
3/11/1973	A	L 4
3/14/1973	A	L 6
3/15/1973	A	L 0
3/17/1973	A	L 1

UCLA

Series is tied 1-1		
4/4/1961	A	W 6
3/31/1991	N	L 3

UPPER IOWA

Notre Dame leads 1-0		
4/26/1901	H	W 23

VALPARAISO

Notre Dame leads 72-21		
5/14/1918	H	W 4
5/15/1920	H	W 2
5/28/1920	A	W 2
5/19/1958	H	L 13
5/28/1958	N	L 0
3/30/1958	N	W 10
5/18/1959	A	W 9
5/15/1961	H	W 11
5/15/1962	A	W 4
5/14/1963	H	W 11
5/2/1963	A	L 4
5/31/1963	N	W 5
5/12/1964	A	W 10
5/19/1964	H	W 4
5/11/1965	H	L (11) 1
5/18/1965	A	W 11
5/10/1966	A	W 6
5/16/1967	H	W 6
5/23/1967	H	W 5
5/14/1968	H	W 11
5/21/1968	A	W 3
5/13/1969	A	L 2
4/21/1970	H	W 5
5/19/1970	A	W 4
4/20/1971	A	W 4
4/27/1971	H	L 0
4/18/1972	A	W 12
5/9/1972	H	W 4
5/2/1973	A	W 5
5/8/1973	H	L 5
4/20/1974	H	W 6
4/9/1975	H	W 6
4/15/1975	A	L 3
4/6/1976	A	L 3
4/14/1976	H	W 13
4/12/1977	A	L 2
4/12/1977	H	W 12
4/5/1978	H	W 4
4/25/1978	A	L 1
4/10/1979	H	W 9
4/10/1979	H	W 2
4/20/1980	A	L 3
4/20/1980	A	W 9
5/6/1980	H	L 7
5/6/1980	H	W 8
5/5/1981	H	W 8
4/1/1982	A	W 3
4/1/1982	A	W 2
4/29/1982	H	W 7
4/29/1982	H	W 7
3/31/1983	A	W 4
3/31/1983	A	W 4
5/3/1983	H	L 2
5/3/1983	H	L 12
4/24/1984	A	W 9
4/24/1984	A	W 8
5/6/1984	A	L 7
4/16/1985	H	L 3

4/16/1985	H	W 6
4/2/1986	A	W 5
4/31/1986	H	W 5
4/1/1987	H	L 5
5/7/1988	A	W 10
5/7/1988	A	W 9
5/8/1988	H	W 12
5/8/1988	H	W 12
5/1/1989	A	W 5
5/2/1989	H	W 15
5/2/1990	H	W 6
5/2/1990	H	W 11
5/1/1991	H	W 12
5/1/1991	H	W 11
4/27/1993	H	L (7) 1
4/27/1993	H	W 6
4/21/1994	H	W 15
4/18/1994	H	W 11
4/29/1997	H	W 10
4/22/1998	H	W (9) 1
4/22/1998	H	W (7) 3
4/5/2000	H	W 7
4/25/2001	H	W (7) 3
4/25/2001	H	L (7) 2
4/3/2002	H	W (7) 16
4/3/2002	H	W (7) 12
4/2/2003	H	W 13
4/2/2003	H	W 13
4/17/2004	H	W 9
4/21/2005	H	W 9
3/28/2006	H	W 12
4/8/2008	H	W 8
3/18/2009	H	W 10
4/28/2010	N	W 8
5/2/2012	H	L 4

VANDERBILT

Notre Dame leads 4-2		
4/2/1923	A	W 3
4/3/1923	A	L 1
4/13/1928	A	W 4
4/23/1960	A	W 6
3/9/1989	N	L 2
3/8/2003	N	W (10) 3

VERMONT

Series is tied 1-1		
5/19/1908	A	L 3
5/22/1912	A	W 4

VILLANOVA

Notre Dame leads 35-8-1		
5/15/1996	N	W 7
4/19/1997	H	W (7) 4
4/19/1997	H	W 14
4/20/1997	H	W 10
5/13/1997	N	L 5
5/15/1997	N	L (11) 4
4/11/1998	H	W (7) 9
4/11/1998	H	W 14
3/27/1999	A	W (7) 4
3/27/1999	A	W 10
3/25/2000	A	W (7) 4
3/25/2000	A	W (10) 7
3/26/2000	A	L 5
4/21/2001	H	W (7) 7
4/21/2001	H	W 15
4/22/2001	H	W 8
5/11/2002	A	L 7
5/12/2002	A	W (7) 8
5/12/2002	A	W 9
3/23/2003	A	L (13) 2
3/24/2003	A	W (7) 3
3/24/2003	A	W 5
4/3/2004	H	W (7) 15
4/3/2004	H	W (10) 6
4/4/2004	H	W 13
4/22/2005	H	W 5
4/24/2005	H	W (7) 9
4/25/2005	T	(10) 7
5/18/2006	A	W 3
5/19/2006	A	W 6
5/20/2006	A	W 12
5/23/2007	N	L 2
4/11/2008	A	W 2
4/12/2008	A	W 8
4/13/2008	A	W 13
4/3/2009	H	W 3
4/4/2009	H	W 4
4/4/2009	H	W 9

5/14/2010	A	L 5
5/15/2010	A	W (11) 3
5/16/2010	A	W 4
5/4/2012	A	L 9
5/5/2012	A	W 6
5/6/2012	A	W 5

VIRGINIA

Notre Dame trails 2-3		
3/22/1991	A	L 6
3/24/1991	A	W 12
3/24/1991	A	L 2
5/23/1996	N	L 12
5/25/1996	N	L 1

VIRGINIA TECH

Notre Dame leads 7-6		
4/12/1955	A	W 8
3/25/2001	A	L 2
3/25/2001	A	L 8
5/17/2001	N	L 3
5/18/2001	N	L 2
4/12/2002	H	W (11) 2
4/12/2002	H	W 4
4/24/2002	N	W 8
5/16/2003	A	W (7) 12
5/16/2003	A	L 5
5/21/2004	H	W 9
5/22/2004	H	L 10
5/23/2004	H	W 2

WABASH

Notre Dame leads 39-6		
4/25/1902	H	W 19
5/1/1902	A	W 14
5/7/1904	H	W 18
5/31/1905	H	W 6
5/30/1905	H	W 6
5/31/1905	H	L 2
5/16/1906	A	W 5
5/26/1906	H	W 5
4/7/1907	A	W 6
5/30/1907	H	W 6
4/30/1908	A	W 5
5/29/1908	H	W 2
6/4/1908	H	W 18
6/13/1908	H	W 8
5/3/1909	A	W 4
5/7/1909	H	W 4
5/5/1910	H	W 4
5/6/1910	H	W 15
5/26/1910	H	W 9
5/27/1910	H	W 8
5/13/1911	H	W 8
5/13/1911	H	L 7
5/25/1911	A	L 2
5/26/1911	A	W 6
5/6/1912	A	L 12
5/7/1912	A	L 3
6/6/1912	A	W 6
5/28/1913	H	W 3
5/28/1913	H	W 8
5/26/1914	H	W 4
5/29/1914	H	W 12
4/24/1915	H	W 13
5/10/1916	H	W 13
5/5/1919	A	W 13
4/22/1920	A	W 18
4/20/1923	A	L 0
5/12/1924	H	L 6
5/6/1925	A	W 2
5/11/1925	H	W 10
4/27/1928	A	W 7
5/8/1928	H	W 11
4/19/1929	H	W 5
4/26/1958	A	W 6
4/26/1958	A	W 8
4/14/1959	H	W 13

WAKE FOREST

Notre Dame trails 2-4		
6/17/1949	H	L 1
6/18/1949	H	L 7
2/27/1988	A	L 10
3/28/1988	A	L 5
2/20/2000	N	W 8
3/2/2003	N	W (13) 2

UNIVERSITY OF WASHINGTON

Notre Dame leads 5-3		
3/24/1986	N	L 4
3/16/1990	N	W 8
3/16/1991	N	W 9
3/19/1991	N	W 4
3/12/1992	N	W 4
3/18/1994	N	L 2
3/3/1995	N	W 21
3/10/1996	N	L (6) 1

WASHINGTON STATE

Notre Dame leads 1-0		
4/3/1947	A	W 13

WASHINGTON & JEFFERSON

Notre Dame leads 1-0		
5/9/1913	H	W 9

4/18/2009	H	W	3	0	5/24/1963	H	L	2	5	5/18/1905	H	L	2	3	4/5/1980	H	W	16	7	4/9/1988	A	W	14	2
5/8/2010	A	L	3	10	5/25/1963	A	L	4	5	4/26/1907	H	W	7	4	4/5/1980	H	W	8	4	4/9/1988	A	W	13	4
5/8/2010	A	L	5	6	5/30/1963	N	L	1	2	4/7/1914	H	W	7	2	5/2/1981	A	W	3	1	4/10/1988	A	W	6	1
5/9/2010	A	L	6	22	5/21/1965	H	L	5	6	4/5/1915	H	W	3	2	5/2/1981	A	L	1	6	4/10/1988	A	W	7	6
4/15/2011	H	L	4	6	5/22/1965	A	W	2	0	4/12/1916	H	L	0	1	4/14/1982	H	W	4	1	4/9/1989	A	W	3	2
4/15/2011	H	W	5	2	5/14/1966	A	L	5	10	4/13/1916	H	L	2	3	4/14/1982	H	W	10	3	4/9/1989	A	W	12	3
4/17/2011	H	L	1	8	5/23/1966	H	L	3	6	5/12/1916	H	W	6	0	4/7/1984	H	W	7	6	4/10/1989	A	W	12	1
5/26/2011	N	W	1	0	5/5/1967	H	L	1	8	4/7/1917	H	W	7	2	4/7/1984	H	W	7	4	4/10/1989	A	W	6	3
WESTERN KENTUCKY					5/3/1968	H	W	6	4	4/22/1918	H	W	6	1	4/6/1985	H	L	6	7	4/29/1989	H	W	3	0
Notre Dame leads 1-0					5/4/1968	A	L	0	6	4/27/1918	A	W	15	2	4/6/1985	H	W	7	1	4/29/1989	H	W	11	6
4/1/1926	A	W	5	2	4/25/1969	H	W	5	2	4/19/1919	H	W	4	3	4/7/1985	H	L	5	6	4/30/1989	H	W	8	5
WESTERN MICHIGAN					4/26/1969	A	L	(11)	6	6/4/1919	H	L	2	5	4/7/1985	H	T	15	15	4/30/1989	H	L	2	6
Notre Dame leads 67-65-1					4/17/1970	A	L	4	5	4/7/1920	H	W	2	1	3/27/1986	N	L	9	11	4/14/1990	A	W	6	4
4/16/1914	H	W	6	1	4/18/1970	H	W	1	0	4/7/1920	H	L	0	2	4/5/1986	H	L	6	9	4/15/1990	A	L	2	3
5/6/1916	H	W	6	0	4/8/1971	H	L	7	10	4/15/1921	H	T	3	3	4/5/1986	H	L	7	9	4/15/1990	A	W	4	2
5/2/1917	H	W	9	3	4/10/1971	A	L	2	3	6/4/1921	A	L	2	6	4/6/1986	H	W	8	7	4/16/1990	A	W	2	0
4/27/1922	H	W	6	2	4/25/1973	H	L	2	4	4/24/1922	H	L	1	9	4/6/1986	H	W	7	6	5/5/1990	H	W	8	6
4/23/1924	H	W	10	1	4/25/1973	H	W	3	2	5/1/1922	A	L	4	10	4/4/1987	H	L	0	7	5/5/1990	H	W	17	13
6/7/1924	A	L	1	2	5/3/1974	A	W	3	2	4/30/1923	H	W	16	2	4/4/1987	H	L	0	7	5/6/1990	H	W	6	2
4/28/1925	H	W	5	4	5/3/1974	A	W	15	10	5/26/1924	H	W	9	3	4/5/1987	H	L	1	3	5/6/1990	H	W	14	4
6/5/1925	A	L	2	3	4/19/1976	A	L	1	4	6/3/1924	A	L	2	9	4/5/1987	H	L	1	5	4/13/1991	H	W	12	5
4/21/1926	H	W	5	4	4/19/1976	A	L	1	2	5/8/1926	A	L	3	5	3/25/1988	H	L	2	9	4/14/1991	H	W	7	6
4/24/1928	H	W	13	11	5/2/1977	H	W	4	0	5/3/1926	H	W	5	0	WISCONSIN-MILWAUKEE					4/14/1991	H	W	9	3
4/24/1929	H	W	4	1	5/2/1977	H	L	4	9	4/26/1927	A	W	6	3	Notre Dame leads 10-3					4/25/1992	A	L	0	1
5/4/1932	H	L	1	4	4/12/1978	A	L	4	7	5/31/1927	H	W	6	5	4/15/1994	H	W	12	3	4/25/1992	A	W	5	3
5/30/1932	A	W	2	1	4/12/1978	A	L	1	2	5/1/1929	A	L	3	4	4/15/1994	H	W	14	8	4/26/1992	A	W	11	5
4/17/1934	H	L	7	14	5/4/1979	H	W	5	4	4/30/1930	A	W	5	3	4/7/1995	H	L	6	10	4/26/1992	A	W	9	1
5/10/1934	H	L	2	4	5/4/1979	H	L	1	11	5/30/1930	H	L	3	4	4/8/1995	H	W	7	6	3/27/1993	A	W	6	0
4/18/1935	H	W	6	5	4/22/1980	A	L	8	9	4/16/1931	H	W	8	7	4/8/1995	H	W	10	1	3/27/1993	A	W	18	5
5/11/1935	H	W	7	4	4/22/1980	A	L	12	16	5/13/1931	H	L	1	2	4/8/1996	H	W	8	6	3/28/1993	A	W	14	4
5/13/1936	H	W	9	8	4/28/1982	A	L	1	5	4/15/1932	H	L	3	10	4/3/1997	H	W	(7)	12	3/28/1993	A	W	8	4
5/23/1936	A	W	4	1	4/28/1982	A	L	2	3	5/24/1932	A	L	4	5	4/3/1997	H	L	(7)	1	4/8/1994	H	W	13	2
5/8/1937	H	W	4	3	5/2/1983	H	L	4	17	5/29/1933	H	L	4	7	4/13/1998	H	W	4	1	4/8/1994	H	W	11	6
5/19/1937	A	W	6	1	5/2/1983	H	W	11	7	5/29/1933	H	W	8	6	3/30/1999	H	W	7	6	4/9/1994	H	W	14	3
4/14/1938	A	W	8	0	5/2/1984	A	L	2	4	5/2/1934	H	L	4	6	3/29/2000	H	L	3	14	4/9/1994	H	W	15	3
5/5/1938	H	W	9	8	5/2/1984	A	W	4	1	6/1/1934	H	W	5	4	5/26/2001	H	W	12	4	5/13/1995	H	W	9	7
4/22/1939	H	W	5	0	5/1/1985	H	W	7	1	5/14/1935	A	L	6	7	3/26/2008	H	W	14	3	YALE				
5/5/1939	A	W	10	5	5/1/1985	H	W	2	1	5/31/1935	H	L	2	7	WRIGHT STATE					Notre Dame trails 1-2				
4/20/1940	H	L	6	9	4/30/1986	A	L	7	8	5/6/1936	A	L	2	5	Series is tied 3-3					4/9/1955	N	L	5	8
4/25/1940	A	W	2	1	4/30/1986	A	L	4	5	5/29/1936	H	W	13	8	5/1/1982	H	W	5	2	3/14/1992	N	W	13	7
4/23/1941	A	L	2	11	4/27/1987	H	L	5	7	5/7/1937	A	W	10	9	5/1/1982	H	W	3	0	3/7/1999	N	L	3	4
4/26/1941	H	L	3	6	4/19/1988	A	L	10	28	5/29/1937	H	L	0	9	5/14/1995	H	W	11	8					
5/2/1942	A	L	7	12	5/3/1991	H	L	5	8	6/3/1938	H	W	4	3	5/15/1995	H	L	6	8					
5/9/1942	H	W	2	0	4/5/1992	H	W	9	1	6/4/1938	H	W	5	3	5/16/1995	H	L	5	8					
4/23/1943	A	L	2	4	3/25/1997	H	W	16	6	5/12/1939	A	L	1	7	3/21/2006	H	L	2	4					
5/1/1943	H	W	4	2	4/1/1998	H	W	8	1	5/13/1939	A	W	1	0	XAVIER					Notre Dame leads 56-20				
5/12/1944	H	L	5	8	3/23/1999	H	W	12	8	5/24/1940	H	L	4	9	4/21/1922	A	W	4	1	4/21/1922	A	W	4	1
5/13/1944	H	W	3	1	4/25/2000	N	L	7	11	5/25/1940	H	W	4	0	4/7/1923	A	W	6	4	4/19/1924	A	W	4	0
5/27/1944	A	W	2	1	5/2/2001	H	L	6	7	4/21/1944	A	W	2	1	4/18/1948	A	L	3	4	4/18/1948	A	L	3	4
5/27/1944	A	W	4	2	4/9/2002	H	W	5	4	4/22/1944	A	W	8	1	4/18/1948	A	W	5	2	5/19/1968	A	L	4	7
5/4/1945	A	W	26	10	4/9/2003	H	W	7	1	5/27/1946	A	W	6	4	5/1/1969	H	W	9	0	5/10/1970	A	W	4	2
5/5/1945	A	T	2	2	3/31/2004	H	W	12	3	5/28/1946	A	L	6	7	5/10/1970	A	W	6	5	5/2/1971	H	L	6	8
5/18/1945	H	L	6	13	3/29/2005	H	W	9	5	4/18/1947	H	W	9	1	4/29/1972	A	L	1	5	4/29/1972	A	L	1	5
5/19/1945	H	W	3	0	3/29/2006	H	W	2	0	5/7/1948	A	L	1	3	4/15/1973	H	W	6	4	4/15/1973	H	W	6	4
5/3/1947	A	W	6	5	3/21/2007	H	W	17	9	5/8/1948	A	L	1	2	4/15/1973	H	W	11	3	5/4/1975	H	W	11	3
5/30/1947	H	L	3	7	5/12/2008	H	L	4	6	4/20/1949	H	W	11	7	5/4/1975	H	W	3	2	5/4/1975	H	W	7	3
5/31/1947	H	W	6	5	5/11/2009	H	W	5	3	4/21/1949	H	W	7	6	5/4/1975	H	W	7	3	4/30/1976	A	L	1	4
6/4/1948	H	W	13	0	4/6/2011	H	W	6	2	5/10/1950	A	W	10	5	4/30/1976	A	W	2	1	5/1/1977	H	W	5	4
6/5/1948	H	W	4	3	4/11/2012	H	L	4	5	5/11/1950	A	W	14	5	5/1/1977	H	W	5	4	5/1/1977	H	W	5	4
5/10/1949	A	W	3	2	WICHITA STATE					5/25/1951	H	W	8	7	5/1/1977	H	W	5	3	5/1/1977	H	W	5	3
6/4/1949	A	W	7	4	Series is tied 1-1					5/12/1952	A	L	1	3	4/30/1978	A	L	0	1	4/30/1978	A	L	0	1
6/13/1949	N	W	9	1	3/13/1993	A	L	11	14	5/13/1952	A	W	13	5	4/30/1978	A	W	5	4	4/30/1978	A	W	5	4
4/22/1950	A	L	1	8	3/14/1993	A	W	8	6	4/20/1953	H	L	4	6	4/29/1979	H	W	9	8	4/4/1983	H	L		

Year-by-Year Results

1892 – RECORD: 1-0

4/21 Michigan W, 6-4

1894 – RECORD: 1-2

5/5 Albion W, 3-2
5/22 Purdue L, 2-3
6/20 Minnesota L, 1-3

1895 – RECORD: 3-2

4/22 Michigan L, 0-13
5/2 Rush Medical L, 8-9
5/9 Illinois W, 8-7
5/21 Wisconsin W, 5-4
5/30 Purdue W, 11-6

1896 – RECORD: 2-3

5/7 Northwestern L, 6-15
5/15 Rush Medical W, 13-12
5/22 Wisconsin L, 6-9
5/26 Illinois L, 7-12
5/30 St. Ignatius W, 9-6



Frank E. Hering
1897-99

Three seasons
17-7-0 (.708)

1897 – RECORD: 4-2

4/21 Michigan W, 18-3
5/3 Northwestern W, 11-8
5/15 Chicago L, 2-10
5/17 Nebraska W, 6-5
5/27 Illinois L, 8-9
6/4 Wisconsin W, 13-10

1898 – RECORD: 6-2

4/18 Michigan W, 4-2
4/29 Northwestern W, 12-1
5/14 DePauw W, 5-2
5/20 Wisconsin L, 0-5
5/26 Indiana W, 10-1
5/30 St. Viator W, 8-6
5/31 Chicago W, 12-9
6/9 Michigan L, 2-15

1899 – RECORD: 7-3

4/22 Michigan L, 3-5
5/4 at Purdue W, 10-5
5/5 at DePauw W, 14-11
5/11 Illinois W, 15-0
5/20 at Chicago W, 7-2
5/22 Nebraska W, 16-8
5/26 Oberlin L, 0-4
6/8 at Kalamazoo W, 9-8
6/9 at Albion W, 18-2
6/10 at Michigan L, 1-7



1900 – RECORD: 15-2

4/21 Michigan W, 8-0
4/27 Purdue L, 7-10
5/1 Indiana W, 14-3
5/2 DePauw W, 9-1
5/3 Purdue W, 8-6
5/7 Northwestern W, 14-6
5/12 Nebraska W, 12-5
5/15 Wisconsin W, 14-2
5/17 Beloit L, 1-2
5/18 Lake Forest W, 20-5
5/18 Chicago W, 7-2
5/21 Wisconsin W, 15-6
5/25 Indiana W, 34-7
5/29 Oberlin W, 5-1
6/7 Minnesota W, 7-3
6/8 Kalamazoo W, 5-4
6/9 Michigan W, 7-1

1901 – RECORD: 11-8

4/19 Purdue W, 7-6
4/24 Minnesota W, 7-6
4/26 Upper Iowa W, 23-6
5/1 Indiana W, 14-3
5/2 DePauw W, 14-3
5/3 Purdue W, 25-14
5/4 Chicago W, 11-3
5/6 Illinois L, 2-5
5/8 Nebraska W, 16-10
5/11 Beloit L, 2-7
5/13 Illinois W, 10-7
5/14 Northwestern W, 13-4
5/16 Indiana L, 4-7
5/20 Minnesota L, 5-10
5/21 Minnesota L, 4-5
5/22 Wisconsin L, 6-16
5/23 Beloit L, 1-9
5/24 Northwestern W, 5-2
6/4 Wisconsin L, 4-11

1902 – RECORD: 16-4-1

4/21 Kalamazoo W, 9-5
4/24 Wisconsin L, 5-6
4/25 Wabash W, 19-4
4/29 at Indiana W, 15-2
4/30 at DePauw W, 2-1
5/1 at Wabash W, 14-7
5/2 at Purdue W, 8-5
5/7 Indiana W, 7-4
5/8 Albion W, 21-7
5/9 Nebraska W, 2-0
5/13 West Virginia W, 9-5
5/15 Ohio State W, 7-0
5/17 Knox W, 6-5
5/19 at Minnesota W, 9-5
5/20 at Minnesota L, 5-9
5/22 at Beloit L, 0-2
5/23 at Monmouth W, 12-1

5/24 at Knox L, 5-6
5/26 DePauw W, 10-6
6/5 at Minnesota W, 22-2
6/7 Purdue T, 2-2



Robert Lynch
1903

One season
17-5 (.773)

1903 – RECORD: 17-5

4/22 Kalamazoo W, 13-9
4/23 Hillsdale W, 24-0
4/28 DePauw L, 4-7
4/29 Indiana W, 7-1
4/30 Illinois L, 5-8
5/1 Lawrence W, 7-4
5/2 Beloit W, 12-6
5/6 DePauw W, 10-1
5/8 Nebraska W, 13-2
5/12 Ohio Wesleyan W, 11-0
5/13 Kentucky W, 4-3
5/16 Purdue W, 8-1
5/19 Northwestern L, 8-9
5/22 Indiana W, 7-2
5/26 Denison W, 12-5
5/28 Beloit W, 3-2
6/30 Kalamazoo L, 0-2
6/1 Illinois L, 2-4
6/3 Denison W, 7-4
6/4 Ohio Wesleyan L, 2-5
6/5 Ohio State W, 2-1
6/6 Purdue W, 2-1

1904 – RECORD: 12-5

4/29 Wisconsin W, 4-3
5/2 Illinois L, 1-2
5/3 Nebraska L, 4-5
5/7 Wabash W, 18-7
5/10 at Beloit L, 1-4
5/11 at Wisconsin W, 1-0
5/12 Minnesota W, 13-3
5/14 Northwestern W, 9-1
5/21 Minnesota W, 18-1
5/25 Indiana W, 2-1
5/26 Purdue W, 11-2
5/31 Wabash W, 6-2
6/1 at DePauw W, 12-5
6/2 at Indiana W, 5-2
6/3 at Purdue W, 13-4
6/4 at Illinois L, 0-1
6/7 Beloit L, 0-1

1905 – RECORD: 6-9

4/22 Kalamazoo W, 13-9
4/29 Ohio State L, 1-6
5/2 at Beloit L, 0-2
5/3 at Northwestern L, 6-8
5/4 at Northwestern L, 1-2
5/5 St. Viator W, 2-1
5/9 Albion L, 2-9
5/12 Purdue L, 2-9
5/16 Denison W, 6-1
5/18 Wisconsin L, 2-3
5/20 Wabash W, 6-3
5/24 Northwestern W, 8-3
5/31 Wabash L, 2-5
6/1 Indiana W, 4-2
6/2 at Purdue L, 1-3



Harry Arndt
1906

One season
20-5 (.800)

1906 – RECORD: 20-5

4/21 Kalamazoo W, 18-0
4/23 Hillsdale W, 17-0
4/26 Illinois L, 9-12
4/28 DePauw W, 4-2
5/2 at Beloit W, 6-5
5/3 at Minnesota W, 9-0
5/4 at Minnesota L, 4-7
5/5 vs. Northwestern (W!) W, 16-0
5/7 Rose Polytechnic W, 14-6
5/10 Purdue W, 4-2
5/11 Nebraska W, 8-3
5/12 vs. Beloit@ W, 11-5
5/14 at Indiana W, 10-2
5/15 at DePauw W, 17-2
5/16 at Wabash W, 5-1
5/17 at Purdue L, 4-8
5/18 at Illinois L, 1-12
5/21 Albion W, 6-1
5/25 Indiana W, 16-2
5/26 Wabash W, 5-4
5/30 vs. Minnesota@ L, 5-8
5/31 Minnesota W, 3-0
6/4 St. Viator W, 2-1
6/6 Ohio Wesleyan W, 4-2
6/7 Ohio Wesleyan W, 7-1

!Watertown, Wisc.
@South Bend, Ind.



Lou Griger
1907

One season
21-2 (.913)

1907 – RECORD: 21-2

4/20 Hillsdale W, 11-3
4/24 Illinois W, 6-4
4/26 Wisconsin W, 7-4
4/27 Knox W, 7-1
4/30 at Knox W, 9-4
5/1 at Monmouth W, 2-0
5/2 St. Thomas W, 7-1
5/4 at Minnesota W, 5-0
5/7 Michigan Agriculture W, 1-0
5/8 Albion W, 6-4
5/9 Indiana W, 6-0
5/14 Nebraska W, 4-0
5/15 Oberlin W, 5-0
5/16 at Indiana W, 3-1
5/17 at Wabash W, 6-0
5/18 at Purdue W, 6-2
5/21 Michigan W, 5-4
5/23 Illinois L, 0-1
5/25 vs. Purdue! W, 4-3
5/28 St. Viator W, 6-0
5/30 vs. Minnesota! L, 1-2
5/30 vs. Wabash! W, 6-1
5/31 Beloit W, 6-0

!South Bend, Ind.

The early teams of Notre Dame baseball were known as a spirited and colorful bunch who quickly brought acclaim to the program, posting a combined 230-73-1 record during the first 20 varsity seasons. Pictured at left is the official 1889 team that competed prior to the founding of a varsity program in 1892.

Note: The Notre Dame baseball team did not have a coach for several seasons in the early days of the program (1892-96, 1900-02 and 1904-05). Coaches served in a preseason capacity only until 1908, when Harry Curtis became the program's first bench coach.



Harry Curtis
1908-09


Two seasons
33-6 (.846)

1908 – RECORD: 20-1


4/15	Winona	W, 19-0
4/18	Albion	W, 18-0
4/21	Kalamazoo	W, 19-0
4/23	Beloit	W, 3-2
4/25	Michigan Agriculture	W, 4-2
4/30	at Wabash	W, 5-2
5/1	at Indiana	W, 1-0
5/2	at Indiana	W, 13-3
5/6	Knox	W, 22-3
5/9	Rose Polytechnic	W, 5-0
5/15	at Syracuse	W, 2-1
5/16	at Williams	W, 8-1
5/18	at Dartmouth	W, 8-3
5/19	at Vermont	L, 3-6
5/20	at Boston College	W, 9-0
5/21	at Fordham	W, 2-0
5/23	at Georgetown	W, 11-2
5/27	Indiana	W, 5-4
5/29	Wabash	W, 2-0
6/4	Wabash	W, 18-2
6/13	Wabash	W, 8-2

1909 – RECORD: 13-5

4/14	Albion	W, 6-4
4/17	Kalamazoo	W, 22-1
4/19	Michigan	W, 11-2
4/24	St. Viator	W, 4-0
4/28	Beloit	W, 7-3
5/3	at Wabash	W, 4-0
5/5	Olivet	W, 8-2
5/7	Wabash	W, 4-0
5/8	Michigan	L, 5-12
5/12	Hillsdale	W, 13-0
5/17	Rose Polytechnic	W, 8-0
5/20	Minnesota	W, 12-6
5/21	Penn State	W, 9-0
5/28	at Minnesota	L, 2-3
5/29	at Minnesota	L, 1-2
5/30	at Beloit	L, 2-4
6/1	Marquette	W, 13-0
6/5	Michigan	L, 2-4
6/10	Cuban Stars (exhibition)	L, 5-6



First baseman **Bert Daniels** (1908-09) was one of several players from Notre Dame's 1908 team who went on to make a name for himself in professional baseball (the 1908 squad posted a 20-1 season record and outscored its opponents 185-33).



Frank "Dreams" Scanlan (far left; 19-3, 1907-09) and **Jean Dubuc** (near left; 13-2, 1907-08) remain one of the great pitching tandems in Notre Dame history.



Ed Smith
1910, 1912

Two seasons
38-8 (.826)

1910 – RECORD: 19-3

4/14	Kalamazoo	W, 13-3
4/18	Michigan	W, 4-0
4/21	Michigan Agriculture	W, 3-1
4/28	Arkansas	W, 6-4
4/29	Arkansas	L, 1-5
5/4	Marquette	W, 11-0
5/5	Wabash	W, 4-1
5/6	Wabash	W, 15-9
5/7	Beloit	W, 3-0
5/10	Olivet	W, 16-1
5/14	Rose Polytechnic	W, 4-0
5/16	St. Viator	W, 6-4
5/17	Armour Institute	W, 19-4
5/19	Beloit	W, 3-1
5/20	St. Joseph's (IN)	W, 2-0
5/21	Armour Institute	W, 4-3
5/26	Wabash	W, 9-4
5/27	Wabash	W, 8-3
6/1	West Virginia	W, 6-1
6/7	Butler	W, 17-1
6/10	Michigan Agriculture	L, 3-6
6/11	Michigan	L, 2-3



Albert Kelly
1911

One season
17-5 (.773)

1911 – RECORD: 17-5

4/10	Olivet	W, 7-6
4/15	Albion	W, 28-4
4/20	DePauw	W, 12-0
4/26	Arkansas	L, 2-3
4/27	Arkansas	L, 2-4
4/29	Armour	W, 10-5
5/2	at Loyola (IL)	W, 15-1
5/3	at St. Viator	W, 12-4
5/4	at DePaul	W, 9-5
5/6	at Sacred Heart	W, 10-1
5/8	at St. Joseph's (IN)	W, 17-1
5/9	at Beloit	W, 10-1
5/10	Wabash	W, 8-3
5/13	Wabash	L, 7-11
5/17	DePaul	W, 8-1
5/18	Cathedral College	W, 8-4
5/25	at Wabash	L, 2-8
5/26	at Wabash	W, 6-4
5/27	Beloit	W, 6-3
5/31	St. Viator	L, 5-10
6/1	St. Viator	W, 9-1
6/6	Keio (Japan)	W, 9-5

1912 – RECORD: 19-5

4/9	Olivet	W, 8-0
4/23	Kentucky	W, 15-2

4/24	Arkansas	W, 11-2
4/25	Arkansas	L, 5-6
4/26	Arkansas	W, 10-9
4/29	Rose Polytechnic	W, 9-0
5/4	DePaul	W, 9-3
5/6	at Wabash	W, 12-0
5/7	at Wabash	L, 3-5
5/9	at West Virginia	L, 1-7
5/10	at West Virginia	W, 4-2
5/11	at Penn State	W, 6-1
5/13	at Mt. St. Mary's	W, 6-5
5/16	at Catholic University	L, 2-8
5/17	at Seton Hall	W, 4-3
5/18	at Brown	L, 0-13
5/20	at Dearfield Academy	W, 8-6
5/21	at Tufts	W, 3-2
5/22	at Vermont	W, 4-1
5/31	St. Viator	W, 2-1
6/1	Beloit	W, 8-1
6/6	at Wabash	W, 6-2
6/8	Earlham	W, 11-7
6/13	Loyola (IL)	W, 14-2

Fred Williams
1913

One season
14-3 (.824)

1913 – RECORD: 14-3

4/12	Olivet	W, 9-1
4/19	Earlham	W, 24-1
4/24	Arkansas	W, 17-3
4/26	Arkansas	W, 11-0
5/9	Washington & Jefferson	W, 9-1
5/13	Chinese University	W, 5-1
5/18	Beloit	W, 2-1
5/20	at Penn State	W, 5-3
5/21	at Navy	L, 1-7
5/22	at Catholic University	W, 9-5
5/23	at Fordham	W, 6-3
5/24	at Army	L, 0-3
5/26	at Colgate	W, 3-0
5/28	Wabash	W, 3-0
5/28	Wabash	W, 8-0
6/1	Lake Forest	L, 5-7
6/7	St. Viator	W, 16-0



Jesse Harper
1914-18

Five seasons
61-28 (.685)

1914 – RECORD: 17-5

4/7	Wisconsin	W, 7-2
4/11	Olivet	W, 14-2
4/13	Michigan	L, 1-5
4/16	Western State	W, 6-1
4/18	Armour Institute	W, 5-1
4/23	Bethany	W, 8-3
4/25	Ohio Wesleyan	W, 12-0
5/2	Michigan Agriculture	W, 6-4
5/11	at West Virginia	W, 12-3

5/12	at Georgetown	L, 1-4
5/13	at Army	W, 9-3
5/14	at Princeton	L, 1-4
5/15	at Catholic University	W, 13-4
5/16	at Navy	W, 4-2
5/20	St. Viator	W, 6-4
5/23	Beloit	L, 10-13
5/26	Wabash	W, 4-3
5/26	Lake Forest	W, 11-0
5/29	Wabash	W, 12-3
5/30	at Michigan Agriculture	W, 12-4
6/5	at Michigan	W, 9-3
6/6	at Michigan	L, 0-3

1915 – RECORD: 14-6

4/5	Wisconsin	W, 3-2
4/14	Armour Institute	W, 14-2
4/17	Lake Forest	W, 13-1
4/19	Michigan	L, 3-4
4/22	Bethany	W, 7-3
4/24	Wabash	W, 13-1
4/28	St. Viator	W, 19-1
5/1	Michigan Agriculture	W, 3-2
5/4	Beloit	W, 15-6
5/6	Chinese University	W, 3-2
5/10	Cornell	W, 5-2
5/11	Colgate	W, 10-1
5/12	Fordham	L, 5-6
5/13	Princeton	L, 5-6
5/15	Navy	L, 2-5
5/22	St. Thomas	W, 11-2
5/24	at St. Ignatius	W, 10-1
6/3	Michigan Agriculture	W, 6-2
6/4	Michigan	L, 2-4
6/5	Michigan	L, 1-4

1916 – RECORD: 11-8

4/12	Wisconsin	L, 0-1
4/13	Wisconsin	L, 2-3
4/14	Illinois	L, 2-7
4/15	Illinois	L, 0-6
4/17	Michigan	W, 14-6
4/20	Marshall	L, 6-8
4/25	Armour Institute	W, 11-1
4/29	Michigan Agriculture	W, 2-0
5/2	Purdue	W, 1-0
5/6	Western State	W, 6-0
5/10	Wabash	W, 13-7
5/12	Wisconsin	W, 6-0
5/16	Lake Forest	W, 17-1
5/18	St. Viator	W, 17-2
5/24	Niagara	W, 1-0
5/25	Purdue	W, 4-0
6/1	Michigan Agriculture	L, 2-5
6/2	Michigan	L, 1-2
6/3	Michigan	L, 4-6

1917 – RECORD: 10-4

4/10	St. Viator	W, 10-1
4/13	at Illinois	L, 1-5
4/14	at Illinois	L, 6-9
4/17	Wisconsin	W, 7-2
4/24	Marshall	W, 5-2
5/2	Western State	W, 9-3
5/5	Purdue	W, 9-5
5/12	Michigan Agriculture	W, 12-0
5/16	Niagara	L, 4-6
5/17	Niagara	W, 5-2
5/20	St. Viator	W, 9-0
5/28	St. Ignatius	W, 8-1
5/31	at Michigan Agriculture	L, 0-5
6/1	at Michigan Agriculture	W, 4-2

Year-by-Year Results



Three-sport athlete Paul Castner tossed a 4-0 no-hitter at Purdue on May 17, 1922 (he also excelled in football and hockey).

1918 – RECORD: 9-5

4/20	at Rose Polytechnic	W, 3-2
4/22	Wisconsin	W, 6-1
4/27	at Wisconsin	W, 15-2
5/3	Indiana	W, 9-2
5/4	at Michigan Agriculture	W, 11-8
5/8	at Purdue	W, 7-5
5/11	Michigan Agriculture	L, 0-4
5/14	Valparaiso	W, 4-2
5/17	Iowa	L, 1-2
5/21	St. Ambrose	L, 2-3
5/22	Iowa	W, 4-3
5/25	Purdue	W, 8-1
5/31	at Michigan	L, 0-14
6/1	at Michigan	L, 1-5



Gus Dorais
1919-20

Two seasons
21-10-1 (.672)

1919 – RECORD: 10-4-1

4/19	Wisconsin	W, 4-3
4/26	Indiana	W, 6-5
4/30	Michigan Agriculture	L, 1-2
5/2	at Illinois	L, 3-5
5/3	at Illinois	L, 5-9
5/5	at Wabash	W, 13-0
5/6	at Purdue	W, 16-6
5/10	at Indiana	W, 2-1
5/16	at Iowa State	T, 5-5
5/17	at Iowa	W, 4-3
5/23	Iowa	W, 8-0
5/24	Purdue	W, 13-1
5/27	at Michigan Agriculture	W, 12-3
5/28	at Michigan	W, 3-2
6/4	at Wisconsin	L, 2-5

1920 – RECORD: 11-6

4/7	Wisconsin	W, 2-1
4/7	Wisconsin	L, 0-2
4/22	at Wabash	W, 18-2
4/23	at Illinois	L, 4-7
4/24	at Illinois	L, 3-8
4/29	Kalamazoo	W, 3-2
5/4	at Purdue	L, 4-8
5/8	Michigan Agriculture	W, 11-10
5/15	Valparaiso	W, 2-0
5/21	Iowa	W, 9-8

5/22	Indiana	W, 4-3
5/25	at Michigan Agriculture	W, 12-11
5/26	at Michigan	L, 1-5
5/28	at Valparaiso	W, 2-1
5/29	Iowa	W, 3-2
6/1	at Indiana (forfeit)	L, 0-9
6/6	Purdue	W, 12-11



Walter Halas
1921-23

Three seasons
46-21-1 (.684)

1921 – RECORD: 11-7-1

4/15	Wisconsin	T, 3-3
4/19	at Purdue	W, 4-1
4/20	Kalamazoo	W, 4-3
4/28	DePauw	W, 2-0
4/30	Michigan	L, 7-8
5/2	at Illinois	L, 2-5
5/3	at Illinois	L, 1-3
5/6	at Iowa	W, 4-2
5/7	at St. Viator	L, 0-7
5/8	at Indiana	W, 4-1
5/14	Northwestern	L, 14-15
5/18	at Michigan	L, 3-6
5/19	at Michigan Agriculture	W, 7-4
5/21	Purdue	W, 8-1
5/25	at Northwestern	W, 7-0
5/26	Michigan Agriculture	W, 8-4
5/30	Indiana	W, 15-5
6/3	at Beloit	W, 14-3
6/4	at Wisconsin	L, 2-6

1922 – RECORD: 19-4

4/16	at St. Mary's (KY)	W, 7-1
4/17	at St. Mary's (KY)	W, 5-3
4/18	at Louisville	W, 13-4
4/19	at Georgetown (KY)	W, 12-0
4/20	at Transylvania	W, 12-7
4/21	at St. Xavier	W, 4-1
4/22	at Dayton	W, 10-0
4/24	Wisconsin	L, 1-9
4/27	Western State	W, 6-2
4/29	Michigan Agriculture	W, 12-6
5/1	at Wisconsin	L, 4-10
5/2	at Beloit	W, 16-7
5/5	at Michigan	L, 3-6
5/6	at Michigan Agriculture	W, 3-1
5/10	Purdue	W, 2-1
5/13	Kalamazoo	W, 5-3
5/15	Northwestern	W, 26-4
5/17	at Purdue	W, 4-0
5/19	at Illinois	L, 3-11
5/25	Beloit	W, 5-2
5/27	St. Viator	W, 5-0
5/30	Michigan	W, 5-0
6/3	at Northwestern	W, 5-4

1923 – RECORD: 16-10

3/31	at St. Mary's (KY)	W, 4-1
4/1	at St. Mary's (KY)	W, 8-6
4/2	at Vanderbilt	W, 3-1
4/3	at Vanderbilt	L, 1-10
4/5	at Carson-Newman	L, 1-4
4/6	at Kentucky	L, 2-4
4/7	at St. Xavier	W, 6-4
4/9	at Purdue	W, 3-0
4/14	Kalamazoo	W, 13-4
4/18	Michigan Agriculture	W, 16-9
4/20	at Wabash	L, 0-2
4/21	at Illinois	L, 4-10
4/26	Northwestern	W, 12-2

4/28	Indiana	W, 7-3
4/30	Wisconsin	W, 16-2
5/4	at Michigan Agriculture	L, 5-6
5/5	at Michigan	L, 10-11
5/8	Iowa	W, 1-0
5/14	Beloit	W, 6-0
5/18	at Illinois	L, 0-3
5/19	at Northwestern	L, 0-4
5/25	at Knox	W, 8-0
5/26	at Iowa	W, 3-2
5/29	Purdue	W, 6-0
5/30	Michigan	L, 4-12
6/9	Illinois	W, 4-2



George Keogan
1924-26, 1930-1933

Seven seasons
68-57-2 (.543)

1924 – RECORD: 16-7

4/12	at Georgia Tech	W, 4-3
4/14	at Tennessee	L, 2-7
4/16	at Transylvania	W, 13-1
4/18	at Kentucky Wesleyan	W, 3-2
4/19	at St. Xavier	W, 4-0
4/23	Western State	W, 10-1
4/26	Loyola (IL)	W, 5-0
4/30	Michigan	W, 6-2
5/2	Wabash	L, 6-10
5/6	Indiana	W, 8-0
5/9	at Indiana	W, 12-1
5/12	Northwestern	W, 9-4
5/16	at Illinois	W, 7-0
5/17	at St. Viator	L, 6-11
5/20	Iowa	L, 2-3
5/21	Minnesota	W, 11-5
5/24	at Iowa	W, 9-6
5/26	Wisconsin	W, 9-3
5/30	at Michigan	L, 6-9
6/3	at Wisconsin	L, 2-9
6/6	at Michigan Agriculture	W, 4-3
6/7	at Western State	L, 1-2
6/14	Michigan Agriculture	W, 8-2

1925 – RECORD: 11-13

4/11	at Georgia Tech	L, 1-6
4/12	at Camp Benning	L, 2-3
4/13	at Furman	W, 10-3
4/14	at Furman	L, 10-14
4/15	at Georgia	W, 15-0
4/16	at Georgia	L, 1-2
4/17	at Mercer	L, 3-13
4/18	at Mercer	L, 9-13
4/25	Luther	W, 19-0
4/28	Western State	W, 5-4
5/1	at Iowa	W, 5-2
5/2	at Lombard	W, 13-0
5/5	at Purdue	L, 3-5
5/6	at Wabash	W, 2-1
5/11	Wabash	W, 10-6
5/15	at Illinois	L, 1-12
5/20	Oseka-Mainich	L, 1-2
5/23	Michigan Agriculture	W, 11-7
5/27	St. Viator	L, 2-12
5/30	Bradley	W, 17-13
6/1	Minnesota	L, 2-3
6/5	at Western State	L, 2-3
6/6	at Michigan Agriculture	L, 4-5
6/13	Iowa	W, 4-1

1926 – RECORD: 13-13

4/1	at Western Kentucky	W, 5-2
4/2	at Georgia Tech	L, 0-8
4/3	at Georgia Tech	L, 4-12
4/5	Georgia!	L, 6-7
4/6	Georgia!	W, 2-2
4/7	at Mercer	L, 0-3
4/8	at Mercer	W, 14-9
4/9	at Fort Benning	L, 5-7
4/10	at Fort Benning	L, 1-2
4/14	Bradley	L, 4-6
4/17	Hope College	W, 16-1
4/21	Western State	W, 5-4
4/28	Northwestern	W, 2-0
5/5	Purdue	L, 5-8
5/8	at Wisconsin	L, 3-5
5/14	at Illinois	L, 4-7
5/15	Iowa	W, 5-1
5/21	at Iowa State	W, 7-0
5/22	at Iowa	L, 2-3
5/24	Georgia	W, 4-2
5/25	Georgia	L, 2-3
5/28	at Northwestern	W, 4-0
5/31	Wisconsin	W, 5-0
6/2	St. Viator	W, 9-4
6/5	at Michigan State	L, 2-5
6/12	Michigan State	W, 6-0




Tommy Mills
1927-29

Three seasons
57-20-1 (.737)

1927 – RECORD: 15-6

4/14	at Fort Benning	W, 10-4
4/15	at Fort Benning	W, 9-5
4/16	at Fort Benning	L, 3-4
4/18	at Mercer	W, 7-3
4/19	at Mercer	W, 6-3
4/20	at Georgia	W, 4-0
4/21	at Georgia	L, 2-4
4/22	at Tennessee	W, 13-1
4/23	at Kentucky	W, 3-2
4/26	at Wisconsin	W, 6-3
4/30	West Virginia	W, 10-9
4/30	West Virginia	W, 8-6
5/4	at Illinois	W, 3-0
5/7	Michigan State	L, 1-4
5/11	Bradley	W, 4-3
5/19	at Iowa	L, 4-8
5/21	at Minnesota	W, 4-1
5/25	at Michigan State	W, 5-0
5/27	Iowa	L, 0-2
5/31	Wisconsin	W, 6-5
6/4	St. Viator	L, 6-9



A 1926 Notre Dame baseball pro-motional poster

1928 – RECORD: 23-8

4/3	at Fort Benning	W, 2-1
4/4	at Fort Benning	L, 2-3
4/5	at Fort Benning	W, 3-2
4/7	at LSU	W, 5-3
4/11	at Spring Hill	L, 0-6
4/12	at Spring Hill	W, 6-1
4/13	at Vanderbilt	W, 4-2
4/17	Kalamazoo	W, 3-0
4/24	Western State	W, 13-11
4/27	at Wabash	W, 7-1
4/28	at Butler	W, 9-2
5/1	Minnesota	W, 7-2
5/4	West Virginia	W, 4-3
5/5	West Virginia	W, 14-2
5/8	Wabash	W, 11-2
5/10	at Luther	L, 4-5
5/11	at Coe	W, 7-5
5/12	at Iowa	L, 5-6
5/14	Bradley	W, 5-4
5/15	at Northwestern	W, 16-4
5/18	Illinois	L, 3-5
5/22	Butler	W, 9-3
5/26	St. Viator	W, 7-6
6/1	at Indiana	W, 6-2
6/2	Michigan State	W, 8-0
6/7	at Boston College	L, 1-8
6/9	at Harvard	W, 20-1
6/11	at New Hampshire	L, 0-9
6/14	at Providence	L, 1-6
6/15	at Amherst	W, 1-0
6/16	at Cornell	W, 7-5

1929 – RECORD: 19-6-1

3/30	at Ouachita College	W, 5-2
4/1	at Baylor	W, 5-2
4/2	at Baylor	W, 12-6
4/3	at Daniel Baker	W, 1-0
4/4	at Daniel Baker	W, 8-2
4/5	at Southern Methodist	W, 6-5
4/6	at Texas A&M	L, 4-7
4/19	Wabash	W, 5-0
4/22	Iowa	L, 7-13
4/24	Western State	W, 4-1
4/30	Indiana	T, 5-5
5/1	at Wisconsin	L, 3-4
5/3	at Iowa	W, 7-2
5/4	at Drake	W, 13-7
5/10	at Michigan State	W, 9-1
5/11	Northwestern	W, 11-5
5/16	Michigan State	W, 12-5
5/17	at Illinois	L, 0-9
5/18	Coe	W, 5-0
5/20	Meiji University	W, 9-6
5/22	Butler	W, 2-0
5/24	at Minnesota	W, 18-2
5/25	at Minnesota	W, 4-2
5/27	Marshall	L, 3-4
5/28	Marshall	L, 0-1
6/1	Navy	W, 6-4

Did You Know?

Heisman Trophy-winning quarterback **Angelo Bertelli** ('43) and **Johnny Lujack** ('44) also played for the baseball program while others such as **Frank Jacobs**, **Irv Smith**, **Paul Failla**, **Scott Sollmann**, **Jeff Samardzija**, **Eric Maust**, **Evan Sharpley** and **Golden Tate** have pulled double duty during the past 20 years.

1930 – RECORD: 12-7

4/14	Armour Tech	W, 12-4
4/21	at Florida	W, 5-4
4/21	at Florida	L, 0-1
4/23	at Georgia Tech	W, 3-1
4/24	at Georgia Tech	W, 5-3
4/25	at Fort Benning	L, 5-8
4/26	at Fort Benning	L, 5-9
4/30	at Wisconsin	W, 5-3
5/3	at Michigan State	L, 2-3
5/10	Iowa	W, 5-4
5/13	Northwestern	W, 10-6
5/16	Illinois	W, 7-5
5/17	at Northwestern	W, 7-6
5/20	Bradley	W, 13-6
5/23	at Luther	L, 2-3
5/24	at Iowa	W, 8-4
5/26	Michigan State	L, 3-5
5/30	Wisconsin	L, 3-4
5/31	Indiana	W, 8-6

1931 – RECORD: 6-4

4/16	Wisconsin	W, 8-7
4/24	Hillsdale	W, 6-1
4/27	Iowa	W, 10-4
4/29	Northwestern	L, 5-7
5/7	Hosei, Japan	L, 1-4
5/9	Navy	W, 5-2
5/13	Wisconsin	L, 1-2
5/19	Northwestern	W, 4-3
5/23	Iowa	L, 1-8
5/26	Purdue	W, 10-7

1932 – RECORD: 5-6-1

4/15	Wisconsin	L, 3-10
4/16	at Chicago	W, 3-0
4/27	Chicago	T, 6-6
5/4	Western State	L, 1-4
5/10	Northwestern	W, 5-3
5/14	at Michigan State	L, 2-5
5/20	Iowa	W, 7-5
5/21	Iowa	L, 4-5
5/24	at Wisconsin	L, 4-5
5/28	at Northwestern	L, 3-10
5/30	at Western State	W, 2-1
6/4	Michigan State	W, 6-3

1933 – RECORD: 5-7-1

4/15	at Chicago	L, 5-6
4/19	Northwestern	L, 7-9
4/25	Chicago	L, 1-13
4/28	at Purdue	T, 9-9
4/29	at Purdue	W, 8-7
5/3	at Michigan State	L, 3-5
5/10	Iowa	W, 8-5
5/11	Iowa	W, 2-0
5/15	Bradley	L, 3-4
5/20	Ohio State	W, 12-4
5/29	Wisconsin	L, 4-7
5/30	Wisconsin	W, 8-6
6/3	Michigan State	L, 5-14



Jake Kline
1934-75

42 seasons
558-449-5 (.554)

1934 – RECORD: 8-11

4/13	Ohio State	L, 5-7
4/17	Western State	L, 7-14
4/21	Chicago	L, 12-14

4/23	Northwestern	L, 13-14
4/27	Purdue	L, 13-14
4/28	Purdue	L, 6-9
5/2	Wisconsin	L, 4-6
5/5	Ohio State	W, 5-3
5/9	Michigan State	L, 1-8
5/10	Western State	L, 2-4
5/12	Indiana	W, 7-3
5/15	Northwestern	W, 3-2
5/18	Iowa	L, 6-7
5/19	Iowa	W, 17-2
5/22	Chicago	W, 19-6
5/24	Purdue	W, 13-5
5/26	Toledo	W, 7-5
6/1	Wisconsin	W, 5-4
6/2	Michigan State	L, 9-13

1935 – RECORD: 11-7

4/12	Ohio State	W, 4-3
4/17	at Purdue	L, 5-9
4/18	Western State	W, 6-5
4/20	at Chicago	W, 12-6
4/24	Iowa	L, 1-11
4/25	Iowa	W, 5-3
4/27	at Illinois	W, 2-1
4/30	Chicago	W, 8-7
5/2	at Michigan State	L, 4-5
5/4	at Toledo	W, 5-3
5/4	Ohio State	L, 9-10
5/8	Northwestern	L, 7-10
5/11	Western State	W, 7-4
5/14	at Wisconsin	L, 6-7
5/15	Northwestern	W, 10-8
5/18	Purdue	W, 13-4
5/31	Wisconsin	L, 2-7
6/1	Michigan State	W, 2-1

1936 – RECORD: 16-3

4/16	Toledo	W, 7-6
4/18	Chicago	W, 8-2
4/22	Purdue	W, 18-15
4/25	Illinois	W, 5-4
4/30	at Michigan State	W, 12-3
5/1	at Toledo	W, 5-4
5/5	at Chicago	W, 8-0
5/6	at Wisconsin	L, 2-5
5/7	at Northwestern	W, 10-3
5/12	Louisiana Tech	W, 3-1
5/13	Western State	W, 9-8
5/16	Ohio State	W, 2-1
5/20	at Purdue	L, 4-6
5/21	at Indiana	W, 8-5
5/23	at Western State	W, 4-1
5/26	Northwestern	W, 3-0
5/29	Wisconsin	W, 13-8
5/30	Iowa	L, 5-10
6/6	Michigan State	W, 6-4

1937 – RECORD: 11-6

4/13	Chicago	W, 16-9
4/17	at Illinois	W, 7-6
4/22	at Chicago	L, 2-9
5/1	at Michigan State	L, 1-7
5/4	at Northwestern	L, 2-3
5/5	at Wisconsin	W, 10-9
5/8	Western State	W, 4-3
5/12	Louisiana Tech	W, 9-4
5/13	Louisiana Tech	W, 4-3
5/15	Purdue	W, 15-0
5/19	at Western State	W, 6-1
5/21	Ohio State	W, 22-3
5/25	at Purdue	W, 6-1
5/26	Michigan State	L, 3-10
5/29	Wisconsin	L, 0-9
6/4	Iowa	L, 1-6
6/5	Iowa	W, 3-2

1938 – RECORD: 11-6

4/14	at Western State	W, 8-0
4/16	at Chicago	W, 3-2
4/18	at Ohio State	W, 3-1
4/19	at Ohio State	L, 1-6
4/25	Iowa	L, 9-13
4/26	Iowa	W, 2-1
4/30	Chicago	W, 5-0
5/3	Northwestern	L, 5-5
5/5	Western State	W, 9-8
5/7	at Michigan State	L, 2-5
5/10	Illinois	W, 8-2
5/19	at Michigan	L, 0-6
5/21	Michigan	W, 3-2
5/24	Michigan State	W, 9-1
5/27	California	L, 0-4
6/3	Wisconsin	W, 4-3
6/4	Wisconsin	W, 5-3

1939 – RECORD: 11-6

4/8	at Illinois	W, 4-2
4/15	Northwestern	L, 2-4
4/22	Western State	W, 5-0
4/25	at Chicago	W, 9-7
4/26	Purdue	W, 9-0
4/29	at Michigan	L, 1-9
5/1	Indiana	W, 12-7
5/5	at Western State	W, 10-5
5/6	at Michigan State	L, 9-14
5/11	at Northwestern	W, 9-2
5/12	at Wisconsin	L, 1-7
5/13	at Wisconsin	W, 1-0
5/16	at Purdue	W, 6-1
5/20	Michigan	W, 5-3
5/26	at Iowa	L, 4-8
5/27	at Iowa	W, 1-0
6/3	Michigan State	L, 3-4



Players run the bases in a 1936 game scene at Cartier Field, with the familiar view of Notre Dame Stadium's north end framing the outfield area.

Year-by-Year Results

1940 – RECORD: 9-8


4/6	Northwestern	W, 6-1
4/16	at Chicago	W, 4-1
4/20	Western State	L, 6-9
4/23	at Chicago	W, 9-4
4/25	at Western State	W, 2-1
4/27	at Northwestern	L, 2-3
4/29	Purdue	L, 2-3
5/4	at Michigan State	L, 1-2
5/7	at Indiana	L, 4-7
5/10	at Navy	W, 5-4
5/11	at Army	W, 6-2
5/14	at Purdue	L, 1-2
5/17	at Ohio State	W, 4-0
5/18	at Ohio State	W, 7-4
5/24	Wisconsin	L, 4-9
5/25	Wisconsin	W, 4-0
6/1	Michigan State	L, 2-4

1941 – RECORD: 6-10-1

4/10	at Purdue	T, 3-3
4/15	at Chicago	W, 17-10
4/19	at Iowa	L, 0-3
4/19	at Iowa	W, 4-2
4/22	at Michigan	W, 6-2
4/23	at Western Michigan	L, 2-11
4/26	Western Michigan	L, 3-6
5/2	Northwestern	L, 5-6
5/3	at Northwestern	L, 1-5
5/7	Michigan State	W, 14-5
5/10	at Michigan State	L, 2-10
5/17	Navy	L, 4-5
5/20	Michigan	L, 3-8
5/23	Ohio State	L, 9-22
5/24	Ohio State	L, 5-8
5/30	California	W, 5-4
5/31	California	W, 8-6

1942 – RECORD: 7-4

4/7	at Purdue	W, 12-3
4/15	Iowa	L, 5-10
4/16	Iowa	L, 1-4
4/21	Northwestern	W, 13-1
4/23	Purdue	W, 4-3
4/27	at Northwestern	W, 6-4
4/29	at Michigan	L, 2-3
5/1	Great Lakes	W, 8-6
5/2	at Western Michigan	L, 7-12
5/4	Michigan	W, 11-7
5/9	Western Michigan	W, 2-0



Dick Giedlin paced the 1949 Irish team with a .350 batting average while leading Notre Dame to its first NCAA Tournament appearance.

1943 – RECORD: 5-3

4/10	Chicago	W, 21-1
4/16	Indiana	W, 9-4
4/17	Indiana	L, 2-3
4/23	at Western Michigan	L, 2-4
4/27	at Michigan State	W, 12-2
4/29	Michigan State	W, 8-0
4/30	at Great Lakes	L, 3-8
5/1	Western Michigan	W, 4-2

1944 – RECORD: 11-11

4/15	at Indiana	W, 10-5
4/15	at Indiana	W, 4-0
4/21	at Wisconsin	W, 2-1
4/22	at Wisconsin	W, 8-1
4/28	at Michigan	L, 4-5
4/29	at Michigan	L, 2-7
5/6	at Purdue	L, 2-5
5/7	at Freeman Field	L, 0-4
5/12	Western Michigan	L, 5-8
5/13	Western Michigan	W, 3-1
5/14	at Bunker Hill	W, 5-4
5/20	at Iowa Pre-Flight	L, 0-2
5/27	at Western Michigan	W, 2-1
5/27	at Western Michigan	W, 4-2
5/28	Bunker Hill	L, 2-6
6/2	Michigan	W, 10-1
6/3	Michigan	L, 4-6
6/4	Freeman Field	W, 4-3
6/10	at Northwestern	L, 6-7
6/11	at Great Lakes	L, 2-8
6/17	Purdue	W, 15-0
6/18	Great Lakes	L, 7-13

1945 – RECORD: 10-8-1

4/21	at Camp Atterbury	W, 11-6
4/22	at Wakeman Hospital	W, 6-4
4/27	Michigan	L, 1-6
4/28	Michigan	L, 4-12
5/1	at Northwestern	W, 4-0
5/4	at Western Michigan	W, 26-10
5/5	at Western Michigan	T, 2-2
5/6	Bunker Hill	W, 7-2
5/11	at Michigan	L, 3-12
5/18	Western Michigan	L, 6-13
5/19	Western Michigan	W, 3-0
5/20	at Bunker Hill	L, 4-19
5/25	at Ohio State	W, 3-1
5/26	at Ohio State	W, 11-8
6/1	at Iowa Pre-Flight	L, 4-5
6/6	at Great Lakes	W, 1-0
6/8	Northwestern	W, 10-4
6/10	Iowa Pre-Flight	L, 5-7
6/16	Great Lakes	L, 0-5

1946 – RECORD: 13-6

4/13	Indiana	W, 5-1
4/13	Indiana	L, 2-6
4/20	Ohio State	W, 9-3
4/20	Ohio State	W, 10-4
4/23	at Purdue	W, 11-4
4/30	Northwestern	W, 7-2
5/7	at Iowa	W, 3-0
5/8	at Iowa	W, 9-4
5/11	at Michigan State	W, 5-4
5/14	at Michigan	L, 1-7
5/27	at Wisconsin	W, 6-4
5/28	at Wisconsin	L, 6-7
6/1	Great Lakes	L, 3-4
6/4	at Northwestern	L, 1-11
6/6	Purdue	W, 9-2
6/8	Michigan	L, 8-9
6/12	Bradley	W, 13-2

6/16	at Great Lakes	W, 2-0
6/29	Great Lakes	W, 4-1

1947 – RECORD: 16-5

4/3	at Washington University	W, 13-4
4/6	at Saint Louis	L, 3-4
4/7	at Parks Air College	W, 4-2
4/7	at Saint Louis	W, 11-2
4/8	at Concordia	W, 10-2
4/15	at Michigan	L, 10-11
4/18	Wisconsin	W, 9-1
4/22	Northwestern	W, 4-2
4/25	St. Thomas	W, 10-2
4/26	at Michigan State	L, 4-7
4/30	Iowa	W, 3-2
5/3	at Western Michigan	W, 6-5
5/9	at Indiana	W, 7-0
5/10	at Indiana	W, 10-2
5/15	Toledo	W, 8-5
5/16	at Ohio State	W, 7-5
5/20	Purdue	W, 4-3
5/20	Purdue	L, 3-5
5/23	Michigan State	W, 10-2
5/30	Western Michigan	L, 3-7
5/31	Western Michigan	W, 6-5

1948 – RECORD: 11-12

4/17	at Cincinnati	L, 3-4
4/17	at Cincinnati	L, 1-2
4/18	at Xavier	L, 3-4
4/18	at Xavier	W, 5-2
4/22	at Bradley	L, 1-2
4/23	at Iowa	W, 8-7
4/24	at Iowa	L, 3-4
5/1	Indiana	W, 5-3
5/1	Indiana	L, 1-5
5/7	at Wisconsin	L, 1-3
5/8	at Wisconsin	L, 1-2
5/14	Ohio State	L, 3-6
5/15	Ohio State	W, 6-0
5/18	at Michigan	L, 0-3
5/20	Michigan	L, 2-5
5/22	at Michigan State	W, 5-4
5/25	Purdue	W, 5-3
5/25	Purdue	L, 2-3
5/26	at Northwestern	W, 3-0
5/29	Michigan State	W, 10-1
6/3	at Toledo	W, 7-1
6/4	Western Michigan	W, 13-0
6/5	Western Michigan	W, 4-3

1949 – RECORD: 20-8

NCAA Tournament Team

4/8	at Indiana	L, 7-8
4/9	at Indiana	L, 5-7
4/11	Iowa	L, 1-8
4/12	Iowa	W, 4-3
4/13	Cincinnati	W, 9-5
4/14	at Ohio State	W, 11-7
4/20	Wisconsin	W, 4-1
4/21	Wisconsin	W, 7-6
4/22	Minnesota	W, 8-6
4/23	Minnesota	W, 4-4
4/27	at Michigan	L, 8-9
4/29	at Illinois	W, 6-1
4/30	at Illinois	W, 5-1
5/4	at Michigan State	L, 5-7
5/7	at Chicago	W, 8-2

5/10	at Western Michigan	W, 3-2
5/11	Northwestern	W, 10-5
5/14	Chicago	W, 14-3
5/17	Michigan	W, 5-4
5/21	Pennacola	W, 12-0
5/25	at Northwestern	W, 4-1
5/28	Michigan State	L, 8-10
6/1	at Purdue	W, 5-4
6/4	Western Michigan	W, 7-4

NCAA District 4 Playoffs (2-0)

West Lafayette, Indiana

6/11	at Purdue	W, 1-0
6/13	vs. Western Michigan	W, 9-1

NCAA Tournament (0-2)

First Round

Notre Dame, Indiana

6/17	Wake Forest	L, 1-4
6/18	Wake Forest	L, 7-10

1950 – RECORD: 8-14

4/10	at Illinois Wesleyan	W, 4-1
4/17	Ohio	L, 1-4
4/18	Chicago	W, 6-2
4/22	at Western Michigan	L, 1-8
5/1	Michigan	W, 4-2
5/2	at Purdue	L, 8-11
5/4	Michigan State	L, 10-11
5/6	at Chicago	L, 16-18
5/10	at Wisconsin	W, 10-5
5/11	at Wisconsin	W, 14-5
5/12	at Minnesota	W, 6-1
5/13	at Minnesota	L, 5-15
5/16	Purdue	L, 4-6
5/17	at Northwestern	L, 10-11
5/19	Ohio State	L, 0-2
5/20	Ohio State	L, 8-12
5/23	at Michigan	L, 1-13
5/24	at Michigan State	L, 1-7
5/26	Illinois	L, 0-21
5/27	Illinois	L, 1-4
5/31	at Great Lakes	W, 17-6
6/3	Western Michigan	W, 8-7

1951 – RECORD: 11-14

4/14	at Ohio State	W, 1-0
4/18	Iowa	W, 3-0
4/19	Iowa	W, 11-10
4/20	at Indiana	L, 5-6
4/21	at Indiana	L, 4-5
4/25	Michigan State	L, 1-9
4/27	at Pittsburgh	W, 5-3
4/28	at Pittsburgh	W, 10-5
5/1	Purdue	W, 5-2
5/2	at Northwestern	W, 4-2
5/3	at Illinois Normal	W, 13-4
5/4	at Illinois Wesleyan	L, 6-10
5/5	at Illinois Wesleyan	L, 2-5
5/8	at Michigan	L, 6-13
5/9	at Michigan State	L, 2-3
5/11	at Illinois	L, 1-10
5/12	at Illinois	L, 3-20
5/15	Michigan	W, 6-5
5/16	Northwestern	L, 6-8
5/19	at Great Lakes	W, 4-2
5/22	at Purdue	L, 5-8
5/25	Wisconsin	W, 8-7

Did You Know?

Notre Dame won its first-ever NCAA Tournament game, 1-0 over Purdue, in a 1949 game played in West Lafayette – thanks to a complete-game, one-hit effort from Memphis native **Walt Mahannah**, who posted an 18-8 career mark with the Irish.

5/30	Great Lakes	L, 4-7
6/1	at Western Michigan	L, 4-11
6/2	Western Michigan	L, 5-9

1952 – RECORD: 13-12

4/9	at Camp Breckinridge	L, 1-4
4/12	at Fort Knox	L, 4-6
4/15	at Iowa	L, 2-7
4/16	at Iowa	L, 2-3
4/18	Ohio State	L, 5-8
4/19	Ohio State	W, 3-1
4/19	Ohio State	W, 4-1
4/21	at Michigan	L, 0-3
4/22	Purdue	W, 3-2
4/25	Quantico Marines	L, 7-17
4/26	Quantico Marines	L, 1-8
4/30	at Northwestern	L, 1-2
5/2	Pittsburgh	W, 18-3
5/3	Pittsburgh	W, 9-4
5/6	at Western Michigan	L, 0-4
5/7	at Michigan State	W, 4-2
5/11	at Great Lakes	W, 3-1
5/12	at Wisconsin	L, 1-3
5/13	at Wisconsin	W, 13-5
5/15	Western Michigan	L, 8-10
5/17	at Cincinnati	W, 12-2
5/21	Northwestern	W, 20-4
5/28	Michigan State	W, 5-4
5/30	Indiana	W, 4-1
5/31	Indiana	W, 4-3

1953 – RECORD: 16-7-1

3/30	at Memphis Naval AS	W, 7-1
4/1	vs. Arkansas State	W, 11-2
4/2	at Arkansas State	W, 9-0
4/4	at Mississippi	W, 6-5
4/7	at Indiana	W, 11-3
4/10	at Ohio State	W, 6-4
4/11	at Ohio State	L, 0-8
4/13	Iowa	T, 4-4
4/14	Iowa	W, 8-2
4/17	Illinois	W, 13-2
4/18	Illinois	L, 0-8
4/20	Wisconsin	L, 4-6
4/22	Wisconsin	W, 8-4
4/29	at Northwestern	W, 6-4
5/6	at Michigan State	L, 5-8
5/9	at Great Lakes	W, 13-8
5/10	at Glenview Naval AS	W, 16-8
5/13	Northwestern	W, 5-4
5/14	Michigan	L, 2-3
5/16	at Western Michigan	L, 3-5
5/19	at Purdue	W, 2-1
5/27	Michigan State	L, 2-4
6/2	Western Michigan	W, 10-9
6/6	Great Lakes	W, 15-8

Memphis, Tenn.

1954 – RECORD: 12-13

4/17	vs. Arkansas State	L, 0-10
4/18	at Memphis Naval AS	W, 7-3
4/19	at Southwestern (TN)	W, 8-2
4/20	at Memphis Naval AS	L, 3-12
4/21	at Memphis State	W, 9-1
4/22	at Arkansas State	L, 3-4
4/23	at Arkansas State	W, 9-8
4/27	at Purdue	W, 16-10
4/28	Northwestern	L, 6-3
5/1	at Western Michigan	W, 7-4
5/5	at Michigan State	L, 1-8
5/8	at Great Lakes	L, 3-7
5/9	at Glenview Naval AS	W, 4-1
5/11	Purdue	L, 0-7
5/12	at Northwestern	L, 2-9

5/17	at Iowa	L, 1-18
5/18	at Iowa	W, 4-1
5/20	Indiana	W, 16-4
5/22	Great Lakes	L, 3-4
5/26	Michigan State	L, 4-6
5/28	Ohio State	L, 1-11
5/29	Ohio State	W, 3-1
6/2	Western Michigan	L, 2-3
6/4	Santo Domingo	W, 6-4
6/5	Santo Domingo	W, 4-3

Memphis, Tenn.

1955 – RECORD: 9-13

4/7	at Duke	L, 1-4
4/8	vs. Ohio!	W, 3-2
4/9	vs. Yale!	L, 5-8
4/12	at Virginia Tech	W, 8-5
4/13	at West Virginia	L, 3-5
4/15	at Ohio State	W, 4-3
4/16	at Ohio State	L, 2-3
4/16	at Ohio State	L, 5-6
4/23	Glenview Naval AS	W, 15-2
4/27	at Northwestern	L, 1-8
4/28	Michigan	L, 1-2
5/3	at Purdue	L, 2-3
5/4	at Indiana	L, 4-5
5/7	at Great Lakes	W, 10-4
5/8	at Glenview	W, 10-0
5/10	at Wisconsin	L, 4-6
5/14	Great Lakes	W, 13-5
5/17	Purdue	W, 7-4
5/18	at Michigan State	L, 4-5
5/21	at Western Michigan	W, 2-0
5/25	Michigan State	L, 4-5
6/4	Western Michigan	L, 10-15

Durham, N.C. (Duke)

1956 – RECORD: 12-14

NCAA Tournament Team

Spring Trip (2-5)

Tallahassee, Fla. (Florida A&M)

3/29	vs. West Virginia	L, 0-4
3/31	vs. North Carolina	L, 4-14
3/31	vs. Florida State	L, 5-12
4/2	vs. Illinois	W, 6-5
4/3	vs. Wisconsin	L, 2-9
4/4	vs. Brown	W, 18-8
4/5	vs. Wisconsin	L, 3-5
4/13	Indiana	L, 6-7
4/14	Indiana	W, 14-5
4/18	at Michigan	L, 2-5
4/20	at Iowa	W, 5-4
4/21	at Iowa	L, 1-6
4/24	at Purdue	L, 3-4
4/27	at Ohio	L, 1-9
4/28	at Ohio	W, 7-3
5/3	Michigan	W, 6-5
5/4	at Western Michigan	W, 7-2
5/8	Purdue	W, 15-0
5/16	at Michigan State	W, 8-2
5/19	at Great Lakes	W, 3-2
5/21	Michigan State	L, 4-5
5/22	Western Michigan	L, 3-4

NCAA Tournament (1-2)

District Round

Minneapolis, Minnesota

5/29	at Minnesota	W, 4-3
5/30	at Minnesota	L, 5-15
5/30	at Minnesota	L, 1-10
6/1	Great Lakes	W, 11-2

1957 – RECORD: 16-10

NCAA Tournament Team

College World Series Team

4/12	at Indiana	W, 6-1
4/13	at Indiana	W, 9-7
4/13	at Indiana	L, 0-3
4/16	Central Michigan	W, 3-2
4/20	at Michigan	L, 4-5
4/20	at Michigan	L, 0-3
4/26	at Ohio	W, 8-3
4/27	at Ohio	L, 4-7
4/30	Michigan State	L, 3-4
5/1	at Northwestern	W, 8-4
5/4	Glenview Naval AS	W, 12-1
5/6	Wisconsin	W, 4-1
5/7	Wisconsin	L, 9-14
5/9	Michigan	W, 14-0
5/11	Great Lakes Naval AS	W, 9-4
5/13	at Michigan State	W, 3-1
5/15	Northwestern	W, 6-2

NCAA Tournament (3-1)

District Round

Kalamazoo, Michigan

5/28	vs. Alma	W, 18-2
5/29	at Western Michigan	W, 4-2
5/30	vs. Northwestern	L, 2-9
5/31	vs. Northwestern	W, 6-1
6/2	Western Michigan	L, 2-4

College World Series (2-2)

Rosenblatt Stadium


Omaha, Nebraska

6/8	vs. Iowa State	L, 8-13
6/9	vs. Colorado State	W, 23-2
6/10	vs. Texas	W, 9-0
6/11	vs. Penn State	L, 4-5

1958 – RECORD: 20-11

NCAA Tournament Team

4/3	at Georgia	W, 4-2
4/5	at Florida State	L, 2-5
4/5	vs. Wisconsin!	W, 11-8
4/7	vs. West Virginia!	W, 6-4
4/8	at Florida State	L, 2-3
4/12	at Fort Knox	L, 2-10
4/15	Purdue	W, 7-5
4/16	Indiana (10)	W, 12-10
4/18	Ohio	W, 15-2
4/19	Ohio	L, 5-8
4/21	at Michigan	L, 7-13
4/22	Michigan	W, 18-11
4/26	at Wabash	W, 6-3
4/26	at Wabash	W, 8-0
4/29	at Purdue	W, 14-1
5/1	Indiana	W, 14-0
5/3	Central Michigan	W, 6-2
5/3	Central Michigan	W, 11-0
5/6	Northwestern	W, 22-2
5/7	at Michigan State	W, 7-0
5/10	at Glenview Naval AS	W, 18-2
5/12	at Wisconsin	W, 5-4
5/13	at Wisconsin	L, 3-5
5/19	Valparaiso	L, 13-15
5/21	at Northwestern	W, 16-5
5/23	at Western Michigan	L, 1-2



Leftfielder **Bob Senecal** was one of the top players on Notre Dame's 1957 College World Series team (he had a team-best 21 RBI in 26 games).

NCAA Tournament (2-2)

District Round

Kalamazoo, Michigan

5/28	vs. Valparaiso	L, 0-2
5/29	vs. Minnesota	W, 11-7
5/30	vs. Valparaiso	W, 10-4
5/30	at Western Michigan	L, 4-5
5/31	Western Michigan	L, 2-5

Tallahassee, Fla. (Florida State)

1959 – RECORD: 22-7

NCAA Tournament Team

3/25	at Evansville College	W, 9-2
3/28	at Mississippi	L, 2-3
3/28	at Illinois Wesleyan	W, 14-1
3/30	at Quincy College	W, 11-7
3/31	at Memphis State	W, 6-1
4/1	at Arkansas State	W, 12-5
4/4	at Indiana	W, 7-5
4/4	at Indiana	W, 5-2
4/11	Ohio	L, 2-3
4/14	Wabash	W, 13-1
4/18	Wisconsin	W, 8-2
4/18	Wisconsin	W, 7-5
4/22	at Northwestern	W, 8-5
4/25	at Central Michigan	W, 9-3
4/25	at Central Michigan	W, 5-3
4/30	at Michigan	W, 21-0
5/2	at Kent College	L, 5-11
5/2	at Kent College	W, 8-2
5/5	Michigan State	W, 3-1
5/9	at Glenview Naval AS	W, 3-2
5/13	at Michigan State	L, 4-5
5/14	at Michigan	W, 9-8
5/16	at Western Michigan	L, 0-3
5/18	at Valparaiso	W, 9-5
5/23	Glenview Naval AS	W, 8-1

NCAA Tournament

District Round

Notre Dame, Indiana (2-2)

5/28	Detroit	W, 10-0
5/29	Minnesota	W, 12-4
5/30	Western Michigan	L, 0-2
5/30	Western Michigan	L, 6-9

Year-by-Year Results



Dick O'Leary (left) led the 1961 Notre Dame team in batting average (.287), home runs (6) and RBI (26), a feat equaled by his teammate **George Sefcik** (right) during the 1962 season (.367, 4 HR, 23 RBI).

1960 – RECORD: 19-7

NCAA Tournament Team

4/8	Indiana	W, 10-7
4/13	at Evansville	W, 8-6
4/14	at Murray State	W, 8-1
4/16	at Illinois	W, 3-2
4/16	at Memphis Navy	W, 16-0
4/18	at Arkansas State	W, 17-3
4/19	at Memphis State	W, 9-4
4/20	at Arkansas State	W, 15-4
4/21	at Lipscomb	W, 7-6
4/22	at Austin Peay	L, 4-6
4/23	at Vanderbilt	W, 6-4
4/26	at Purdue	W, 7-2
4/27	Northwestern	L, 4-6
4/29	at Bowling Green	L, 2-3
4/30	at Bowling Green	W, 14-0
5/2	at Michigan	W, 8-4
5/6	Western Michigan	W, 12-2
5/10	at Wisconsin	L, 1-3
5/11	Michigan State	L, 3-5
5/18	at Michigan State	W, 8-1
5/20	Ohio	W, 9-0
5/25	at Northwestern	W, 14-1
5/28	Kent State	W, 2-0
5/28	Kent State	W, 3-1

NCAA Tournament (0-2) District Round Minneapolis, Minnesota

5/29	at Minnesota	L, 6-15
5/30	vs. Ohio University (10)	L, 4-5

1961 – RECORD: 12-17

3/28	at California (10)	W, 7-6
3/29	at California	L, 1-5
3/30	at Nevada (10)	L, 15-16
3/31	at Fresno State	L, 13-19
4/1	at Fresno State	L, 2-8
4/2	at Santa Clara	L, 8-9
4/3	at USC	L, 3-4
4/4	at UCLA	W, 6-2
4/5	at Loyola Marymount	W, 8-0
4/6	at San Diego	W, 2-0
4/7	at Arizona	L, 3-5
4/8	at Arizona	L, 4-12
4/8	at Arizona	L, 1-6
4/11	Purdue	L, 2-5
4/14	at Indiana	L, 5-7
4/15	at Indiana	W, 5-3
4/21	Bowling Green	L, 6-9
4/22	Bowling Green	W, 9-4
4/29	Western Michigan	L, 4-7
5/2	Northwestern	L, 5-13
5/4	Michigan State	L, 3-6
5/5	at Toledo (14)	W, 3-1

5/8	Wisconsin	W, 4-2
5/12	at Ohio	W, 11-4
5/13	at Ohio	W, 5-4
5/15	Valparaiso	W, 11-2
5/16	at Northwestern	L, 0-1
5/18	Michigan (10)	W, 6-5
5/24	at Michigan State	L, 4-5

1962 – RECORD: 11-6

4/10	at Purdue	W, 6-4
4/14	Indiana	W, 7-0
4/14	Indiana	W, 8-6
4/18	at Northwestern	L, 5-8
4/19	at Lewis College	W, 14-4
4/21	at Western Michigan	L, 8-10
4/24	at Bowling Green	W, 4-2
4/25	at Michigan	L, 7-18
4/27	Toledo	L, 8-9
4/28	Toledo	W, 5-1
5/4	Ohio	W, 8-1
5/5	Ohio	W, 6-3
5/8	at Wisconsin	L, 2-3
5/9	Kent State	W, 11-3
5/15	at Valparaiso	W, 4-3
5/16	at Michigan State	L, 0-4
5/23	Northwestern	W, 28-7

1963 – RECORD: 19-11

NCAA Tournament Team

4/5	at Indiana	W, 20-3
4/6	at Indiana	L, 2-3
4/6	at Indiana	L, 5-6
4/8	at Camp Lejeune	W, 6-3
4/9	at Camp Lejeune	W, 13-5
4/10	at Camp Lejeune	L, 4-8
4/11	at Duke	W, 4-3
4/13	at Duke	W, 6-2
4/15	at Elon	W, 7-0
4/15	at Elon	W, 9-2
4/16	at Fort Lee	W, 4-1
4/17	at Fort Lee	W, 17-2
4/19	at Toledo	W, 14-3
4/20	at Toledo	W, 6-3
4/26	at Ohio	W, 8-7
4/27	at Ohio	W, 16-6
5/3	at Illinois State	W, 8-1
5/4	at Illinois Wesleyan	W, 9-3
5/8	at Michigan	L, 1-5
5/10	Lewis College	W, 3-1
5/11	Lewis College	W, 13-2
5/13	at Northwestern	L, 3-7
5/14	Valparaiso	W, 11-4
5/16	Michigan	L, 6-7
5/21	at Valparaiso	L, 4-13
5/24	Western Michigan	L, 2-5
5/25	at Western Michigan	L, 4-5

NCAA Tournament (1-2)

District Round

Champaign, Illinois

5/30	vs. Western Michigan	L, 1-2
5/31	vs. Valparaiso	W, 5-2
6/1	at Illinois	L, 0-4

1964 – RECORD: 16-12-1

3/23	at Keesler Air Force	W, 9-1
3/24	at Keesler Air Force	W, 8-0
3/25	at Loyola (LA)	W, 4-1
3/26	at Loyola (LA)	L, 5-9
3/28	at Tulane	L, 0-5
3/28	at Tulane	T, 3-3
3/30	at LSU (10)	L, 2-9
3/31	at LSU (12)	L, 7-8
4/6	Hope College	W, 6-5

4/10	Indiana	L, 5-8
4/11	Indiana	L, 10-12
4/11	Indiana	L, 2-3
4/15	Purdue	W, 9-4
4/17	at Toledo	W, 10-6
4/23	Michigan	L, 0-23
4/24	Ohio	L, 1-11
4/25	Ohio (10)	L, 2-3
4/28	at Michigan	W, 9-3
5/2	Illinois Wesleyan	W, 5-1
5/2	Illinois Wesleyan	W, 7-5
5/5	Michigan State	W, 9-8
5/9	Illinois State	W, 10-4
5/9	Illinois State	W, 6-5
5/12	at Valparaiso	W, 10-7
5/16	Detroit	L, 3-4
5/18	Northwestern	W, 9-3
5/19	Valparaiso	W, 13-4
5/22	at Bowling Green (10)	L, 1-4-3
5/23	at Bowling Green	W, 6-4

1965 – RECORD: 18-17

3/22	at Memphis State	W, 6-5
3/23	at Memphis State	L, 1-6
3/24	at Memphis State	L, 3-4
3/27	at Arkansas State	W, 5-2
4/2	at Indiana	W, 6-5
4/3	at Indiana	L, 8-9
4/3	at Indiana (7)	W, 8-2
4/7	Northwestern	W, 13-3
4/9	Toledo	W, 10-1
4/10	Toledo	W, 8-2
4/10	Toledo	W, 4-4
4/14	at Purdue	W, 4-2
4/17	at Ohio	L, 5-11
4/17	at Ohio (7)	L, 3-7
4/19	Wisconsin (10)	W, 11-9
4/20	Wisconsin	L, 1-10
4/24	Detroit	W, 5-1
4/27	at Northwestern	W, 8-2
4/29	Michigan	L, 5-6
4/30	Bradley (11)	W, 7-6
5/1	Bradley	W, 6-5
5/3	at Michigan	L, 4-5
5/4	at Detroit	L, 6-8
5/7	at Kent State	L, 2-5
5/8	at Kent State	L, 3-5
5/10	at Wayne State	L, 0-3
5/11	Valparaiso (11)	L, 1-3
5/14	Bowling Green	L, 1-3
5/15	Bowling Green	W, 5-3
5/17	Michigan State	L, 6-8
5/18	at Valparaiso	W, 11-1
5/21	Western Michigan	L, 5-6
5/22	at Western Michigan	W, 2-4
5/28	at Illinois Wesleyan	W, 14-0
5/29	at Illinois State	L, 3-7

1966 – RECORD: 12-14

4/9	at Tennessee	L, 2-4
4/9	at Tennessee	L, 0-4
4/11	at Georgia	W, 9-4
4/12	at Georgia	L, 16-17
4/13	at Oglethorpe	L, 0-2
4/14	at Oglethorpe	W, 6-0
4/15	at Georgia Tech	W, 8-6
4/16	at Georgia Tech	L, 2-9
4/22	at Bradley	W, 5-1
4/25	at Wisconsin	L, 0-4
4/29	Kent State	W, 3-1
4/30	Kent State	W, 8-6
5/3	Northwestern	W, 9-1
5/3	Detroit	L, 8-10
5/5	at Detroit	L, 13-14

5/6	at Bowling Green	W, 4-2
5/7	at Bowling Green	L, 4-5
5/9	at Michigan State	L, 0-5
5/10	at Valparaiso	W, 6-5
5/14	at Western Michigan	L, 5-10
5/16	at Michigan State	L, 3-7
5/20	at Toledo	L, 5-7
5/23	Western Michigan	L, 3-6
5/27	Illinois State	W, 4-3
5/28	Illinois Wesleyan	W, 7-0
5/28	Illinois Wesleyan	W, 11-6

1967 – RECORD: 17-8-1

3/25	at Rollins	W, 7-1
3/27	at Colgate	W, 4-0
3/28	at Lafayette	W, 2-1
3/29	at Rollins	W, 4-3
3/30	at Colgate	L, 3-13
3/31	at Lafayette	T, 1-1
4/1	at Rollins	W, 6-4
4/11	at Michigan	L, 3-6
4/12	at Detroit	W, 7-3
4/14	St. Procopius	W, 6-5
4/17	Purdue	W, 8-1
4/18	Northwestern	W, 7-6
4/21	at Kent State	L, 5-9
4/28	Bowling Green	L, 4-6
5/1	at Michigan State	W, 5-4
5/3	Northwestern	W, 6-5
5/4	Michigan	W, 6-5
5/5	Western Michigan	L, 1-8
5/9	Michigan State	W, 5-4
5/10	Detroit	L, 7-8
5/12	at Toledo	W, 5-4
5/13	at Toledo	L, 2-4
5/16	at Valparaiso	L, 6-10
5/19	Ohio	W, 17-7
5/20	Ohio	W, 9-5
5/23	Valparaiso	W, 5-1

1968 – RECORD: 13-10

4/9	at Purdue	W, 7-0
4/13	at Cincinnati	L, 3-8
4/13	at Cincinnati	W, 7-1
4/15	at Hillsdale	W, 8-1
4/16	at Michigan	L, 2-3
4/17	at Wayne State	W, 4-1
4/18	at Detroit	W, 4-1
4/19	Kent State	L, 6-7
4/20	Kent State	L, 8-16
4/23	Michigan State	L, 2-15
4/26	at Bowling Green	W, 5-4
4/27	at Bowling Green	W, 8-6
4/28	at St. Joseph's (IN)	W, 3-1
4/30	at Northwestern	L, 5-11
5/3	Western Michigan	W, 6-4
5/4	at Western Michigan	L, 0-6
5/7	at Michigan State	L, 2-6
5/8	Wayne State	W, 19-1
5/10	Toledo	W, 10-7
5/14	Valparaiso	W, 11-8
5/17	at Ohio	L, 2-4
5/19	at Xavier	L, 4-7
5/21	at Valparaiso	W, 3-2

1969 – RECORD: 14-10

4/5	at St. Mary's (TX)	L, 4-6
4/7	at Texas	L, 4-5
4/8	at Texas A&M	W, 5-2
4/9	at St. Edward's	L, 3-5
4/10	at Texas Lutheran	W, 5-4
4/14	at Detroit	W, 6-3
4/15	at Michigan	L, 1-7
4/18	Bowling Green	L, 0-3

4/19	Bowling Green	W, 1-0
4/21	Northwestern (13)	L, 4-5
4/25	Western Michigan	W, 5-2
4/26	at Western Michigan (11)	L, 6-7
4/30	Michigan	W, 3-2
5/2	at Toledo	W, 16-3
5/3	at Toledo	L, 4-8
5/3	at Toledo	W, 1-0
5/6	Michigan State	L, 12-17
5/7	Hillsdale	W, 4-3
5/9	Ohio	W, 3-0
5/11	Xavier	W, 9-0
5/13	at Valparaiso	L, 2-3
5/15	Detroit	W, 17-4
5/16	at Wayne State	W, 5-4
5/19	at Northwestern	W, 4-0

1970 – RECORD: 17-14

NCAA Tournament Team

3/30	at Miami (FL)	L, 3-7
3/31	at Miami (FL)	L, 2-6
4/1	vs. Michigan State	L, 3-11
4/2	vs. Colgate	W, 7-1
4/3	vs. Michigan State	L, 11-12
4/4	vs. Colgate	L, 3-4
4/10	at Bowling Green	L, 2-9
4/11	at Bowling Green	L, 0-5
4/14	at Michigan	L, 2-3
4/15	at Detroit	L, 5-7
4/17	at Western Michigan	L, 4-5
4/18	Western Michigan	W, 1-0
4/21	Valparaiso	W, 5-1
4/24	Toledo	W, 7-4
4/24	Toledo	W, 7-4
4/25	Toledo	W, 5-4
4/29	Michigan	W, 10-4
5/2	at Ohio University	L, 2-5
5/2	Michigan State	W, 9-8
5/6	at Hillsdale	W, 13-0
5/7	Detroit	W, 7-4
5/10	at Xavier	W, 4-2
5/10	at Xavier	W, 6-5
5/12	at Michigan State	L, 1-4
5/16	Wayne State	W, 6-2
5/16	Wayne State	W, 5-2
5/18	Northwestern	W, 6-5
5/19	at Valparaiso	W, 4-0

NCAA Tournament (1-2)

District Round

Columbus, Ohio

6/3	Southern Illinois	L, 2-10
6/4	Minnesota	W, 6-2
6/5	Southern Illinois	L, 0-1

1971 – RECORD: 11-21

3/15	at Arkansas State	L, 2-5
3/16	at Arkansas State	L, 2-3
3/16	at Arkansas State	L, 8-11
3/17	at Christian Brothers	L, 3-7
3/18	at Christian Brothers	W, 8-0
3/19	at Memphis State	W, 13-10
3/19	at Memphis State	W, 2-1
3/20	at Memphis State	W, 5-0
3/22	at Murray State	W, 6-5
3/23	at Murray State	L, 0-1
4/8	Western Michigan	L, 7-10
4/10	at Western Michigan	L, 2-3
4/12	at Detroit	L, 8-9
4/16	at Toledo	L, 1-2
4/17	at Toledo	L, 3-4
4/17	at Toledo	W, 5-2
4/20	at Valparaiso	W, 4-2
4/23	Ohio University	L, 3-14

4/24	Ohio University	L, 6-7
4/27	Valparaiso	L, 0-8
4/28	Butler	L, 3-7
4/30	at Miami (OH)	L, 3-4
5/1	at Miami (OH)	L, 2-11
5/1	at Miami (OH)	L, 1-6
5/2	Xavier	L, 6-8
5/3	at Northwestern	W, 7-4
5/4	Hillsdale	W, 4-1
5/4	Hillsdale	W, 16-4
5/7	Cincinnati	W, 5-2
5/9	Detroit	L, 1-3
5/11	Michigan State	L, 2-5
5/11	Michigan	L, 4-6

1972 – RECORD: 14-16

3/24	at Murray State	W, 9-5
3/25	at Murray State	L, 7-8
3/25	at Murray State	W, 6-3
3/28	at Memphis State	W, 5-0
3/29	at Arkansas State	L, 4-7
3/31	at Christian Brothers	L, 6-7
4/1	at Christian Brothers	W, 9-0
4/1	at Christian Brothers	W, 6-0
4/3	at Delta State	L, 8-10
4/4	at Delta State	W, 5-1
4/11	Northwestern	L, 6-9
4/14	at Ohio University	L, 0-4
4/15	at Ohio University	L, 2-13
4/18	at Valparaiso	W, 12-5
4/21	Miami (OH)	L, 2-12
4/22	Miami (OH)	L, 3-12
4/25	at Michigan State	L, 1-16
4/25	at Michigan State	L, 3-4
4/27	at Butler	W, 15-4
4/27	at Butler	W, 2-1
4/28	at Cincinnati	L, 2-6
4/29	at Xavier	L, 1-5
5/2	at Hillsdale	W, 4-0
5/2	at Hillsdale	W, 4-0
5/3	Michigan	L, 5-8
5/3	Michigan	L, 1-8
5/5	Bowling Green	W, 5-1
5/6	Bowling Green	L, 7-11
5/6	Bowling Green	W, 5-2
5/9	Valparaiso	W, 4-2

1973 – RECORD: 15-22

Spring Break Trip (2-8)

Tulsa, Oklahoma

3/10	vs. Oral Roberts	W, 12-3
3/10	at Tulsa	L, 1-7
3/11	at Tulsa	L, 4-16
3/11	vs. Oral Roberts	L, 6-7
3/14	at Tulsa	L, 6-8
3/15	vs. New Mexico State	W, 2-0
3/15	at Tulsa	L, 0-4
3/16	vs. Arkansas	L, 5-6
3/16	vs. New Mexico State	L, 1-4
3/17	at Tulsa	L, 1-14
4/7	at Wisconsin	L, 0-2
4/8	at Wisconsin	W, 7-0
4/14	at Illinois State	W, 1-0
4/14	at Illinois State	L, 2-7
4/15	Xavier	W, 6-4
4/15	Xavier	W, 11-3
4/17	at Michigan	L, 1-3
4/17	at Michigan	L, 2-3
4/18	at Ferris State	L, 0-14
4/18	at Ferris State	W, 1-0
4/23	at Northwestern	L, 1-11
4/23	at Northwestern	W, 3-2
4/25	Western Michigan	L, 2-4
4/25	Western Michigan	W, 3-2
4/27	at Miami (OH)	L, 0-5

4/28	at Miami (OH)	L, 0-2
4/29	Detroit	L, 2-4
4/29	Detroit	L, 3-5
5/1	Cincinnati	L, 5-9
5/1	Cincinnati	W, 9-2
5/2	at Valparaiso	W, 5-3
5/4	at Bowling Green	W, 7-2
5/4	at Bowling Green	L, 2-3
5/5	at Bowling Green	W, 10-3
5/6	Butler	W, 6-3
5/6	Butler	W, 8-0
5/8	Valparaiso	L, 5-8

1974 – RECORD: 18-21

Spring Break Trip (3-7)

New Orleans, Louisiana

3/8	vs. New Orleans (10)	W, 6-5
3/9	vs. New Orleans (10)	W, 3-2
3/10	vs. New Orleans	L, 1-2
3/11	vs. Arkansas State	L, 3-6
3/12	vs. Illinois State	L, 0-5
3/13	vs. Illinois State	L, 1-4
3/13	vs. Arkansas State	W, 6-3
3/15	vs. Tulane	L, 7-8
3/16	vs. Tulane	L, 0-3
3/17	vs. Tulane	L, 1-5
4/5	Miami (OH)	L, 2-5
4/6	Miami (OH)	L, 2-6
4/7	Toledo	L, 0-2
4/7	Toledo	W, 4-1
4/10	at Cincinnati	W, 6-5
4/10	at Cincinnati	W, 4-3
4/12	at Bradley	L, 1-7
4/13	at Bradley	L, 1-17
4/15	at Butler	W, 5-1
4/15	at Butler	W, 5-2
4/17	Wisconsin	L, 3-6
4/17	Wisconsin	L, 6-7
4/19	at Northwestern	L, 4-5
4/20	Valparaiso	W, 6-0
4/22	Ferris State	W, 11-8
4/22	Ferris State	L, 13-14
4/23	Michigan	L, 11-18
4/26	Illinois State	W, 5-2
4/27	Illinois State	L, 4-6
4/28	Illinois State	L, 3-5
4/28	at Michigan State	L, 2-5
4/28	at Michigan State	L, 0-3
5/1	Bowling Green	W, 4-0
5/1	Bowling Green	W, 2-1
5/3	at Western Michigan	W, 3-2
5/3	at Western Michigan	W, 15-10
5/4	Marian	W, 13-4
5/5	Detroit	W, 9-1
5/6	Northwestern	W, 14-9

1975 – RECORD: 17-14

Spring Break Trip (3-3)

Dallas-Fort Worth, Texas

3/22	vs. University of Dallas	W, 4-3
3/22	vs. University of Dallas	W, 2-1
3/24	at Texas Wesleyan	L, 2-3
3/24	at Texas Wesleyan	L, 5-6
3/25	vs. Dallas Baptist	L, 0-4
3/25	vs. Dallas Baptist	W, 4-0
4/6	at Marian	W, 14-3
4/6	at Marian	W, 12-1
4/9	Valparaiso	W, 6-5
4/11	Bradley	W, 5-4
4/12	Bradley	W, 8-3
4/12	Bradley	W, 20-0
4/13	at Toledo	W, 3-2
4/13	at Toledo	L, 1-6

4/15	at Valparaiso	L, 3-5
4/18	at Illinois State	L, 2-6
4/19	at Illinois State	W, 2-1
4/20	Butler	W, 10-0
4/20	Butler	W, 3-2
4/22	at Bowling Green	W, 10-4
4/22	at Bowling Green	L, 1-6
4/25	at Michigan	L, 3-4
4/25	at Michigan	L, 2-10
4/29	Michigan State	L, 2-10
4/29	Michigan State	L, 1-2
5/3	at Ferris State	W, 5-3
5/3	at Ferris State	L, 1-2
5/4	Xavier	W, 3-2
5/4	Xavier	W, 7-3
5/5	Detroit	L, 2-3
5/5	Detroit	L, 0-5



Tom Kelly
1976-80

Five seasons
88-102-1 (.463)

1976 – RECORD: 16-24

Joe Sewell Classic (3-6)

Tuscaloosa, Alabama

3/14	vs. St. Bernard	L, 3-4
3/17	vs. Auburn	L, 2-10
3/17	vs. Auburn	L, 0-9
3/18	vs. Auburn	L, 6-8
3/18	vs. Jacksonville State	W, 15-5
3/19	vs. Ohio State	L, 0-3
3/19	at Alabama	L, 0-9
3/20	vs. Ohio State	W, 4-2
3/20	at Alabama	W, 5-0
4/4	Northern Illinois	W, 12-11
4/4	Northern Illinois	W, 15-4
4/6	at Valparaiso	L, 3-14
4/9	at Bradley	L, 5-8
4/10	at Bradley	L, 10-11
4/10	at Bradley	L, 1-7
4/11	Toledo	L, 3-13
4/11	Toledo	L, 3-11
4/13	Bowling Green	L, 4-5
4/13	Bowling Green	W, 11-4
4/14	Valparaiso	W, 13-10
4/16	at Illinois State	L, 3-6
4/17	at Illinois State	L, 4-5
4/17	at Illinois State	L, 4-7
4/19	at Western Michigan	L, 1-4
4/19	at Western Michigan	L, 1-2
4/20	at Northwestern	L, 9-12
4/21	Ferris State	L, 5-8
4/24	Bethel	W, 1-0
4/27	Ball State	L, 0-9
4/27	Ball State	W, 5-0
4/30	at Xavier	L, 1-4
4/30	at Xavier	W, 2-1
5/1	at Cincinnati	W, 5-2
5/1	at Cincinnati	L, 0-10
5/2	at Butler	W, 9-5
5/2	at Butler	W, 2-1
5/4	at Detroit	W, 5-2
5/4	at Detroit	L, 1-5
5/5	Michigan	W, 5-4
5/5	Michigan	W, 13-5

Year-by-Year Results



Mike Trudeau ranked as one of Notre Dame's top hitters in the mid-1980s, compiling a .343 career batting average.

1977 – RECORD: 17-26

3/14	Christian Brothers	W, 5-2
3/14	Christian Brothers	W, 4-0
3/15	Memphis State	L, 0-12
3/15	Memphis State	L, 6-11
3/16	Christian Brothers	L, 0-8
3/17	at Delta State	L, 1-6
3/17	at Delta State	L, 2-3
3/18	at Delta State	L, 1-6
3/19	vs. Tennessee-Martin!	L, 5-10
3/19	vs. Tennessee-Martin!	W, 5-4
3/20	Illinois-Chicago	W, 9-5
3/20	Murray State	L, 0-17
4/2	Toledo	L, 7-8
4/2	Toledo	L, 4-5
4/5	Bethel	W, 12-1
4/5	Bethel	W, 5-0
4/9	Central Michigan	L, 8-9
4/12	at Valparaiso	L, 2-6
4/12	Valparaiso	W, 12-8
4/15	at Bowling Green	L, 1-4
4/15	at Bowling Green	L, 3-6
4/16	Illinois State	L, 4-6
4/16	Illinois State	L, 7-13
4/20	Northwestern	W, 4-3
4/20	Northwestern	L, 3-14
4/21	at Michigan	L, 1-6
4/21	at Michigan	L, 3-8
4/24	Butler	L, 2-5
4/24	Butler	L, 6-8
4/26	at Ball State	W, 5-3
4/26	at Ball State	W, 7-5
4/29	Cincinnati	W, 5-1
4/29	Cincinnati	W, 5-0
5/1	Xavier	W, 5-4
5/1	Xavier	W, 5-3
5/2	Western Michigan	W, 4-0
5/2	Western Michigan	L, 4-9
5/5	at Ferris State	L, 2-8
5/5	at Ferris State	L, 9-10
5/7	Detroit	L, 0-4
5/7	Detroit	W, 7-6
5/8	Detroit	W, 11-6
5/8	Central Michigan	L, 1-2

(Cleveland, Miss. (Delta State))

1978 – RECORD: 15-25-1

Rollins College Invitational (3-5-1) Winter Park, Florida

3/20	vs. Wisconsin	W, 4-1
3/20	vs. Wisconsin	W, 12-6
3/21	at Rollins	L, 3-6
3/22	vs. Delaware	W, 11-9
3/22	vs. Florida Southern	L, 0-12

3/23	vs. Wisconsin	T, 4-4
3/24	at Rollins	L, 5-7
3/25	vs. Delaware	L, 1-16
3/25	vs. Stetson	L, 2-8
3/31	Bethel	W, 17-0
4/1	St. Joseph's (IN)	L, 1-11
4/1	St. Joseph's (IN)	W, 2-1
4/5	Valparaiso	W, 4-1
4/6	at Bethel	L, 2-5
4/9	Northwood	W, 6-4
4/9	Northwood	W, 3-2
4/12	at Western Michigan	L, 4-7
4/12	at Western Michigan	L, 1-2
4/15	Ball State	L, 0-2
4/15	Ball State	L, 0-8
4/16	at Butler	L, 4-5
4/16	at Butler	L, 2-8
4/22	Dayton	L, 2-5
4/22	Dayton	W, 8-3
4/25	at Valparaiso	L, 1-2
4/29	at Cincinnati	L, 7-8
4/29	at Cincinnati	L, 6-9
4/30	at Xavier	L, 0-1
4/30	at Xavier	W, 5-4
5/3	Michigan	L, 0-4
5/3	Michigan	L, 0-6
5/4	Huntington	W, 3-2
5/6	Bradley	W, 3-1
5/6	Bradley	L, 0-5
5/7	at Detroit	L, 4-10
5/7	at Detroit	L, 0-4
5/9	at Central Michigan	L, 0-5
5/9	at Central Michigan	L, 3-16

1979 – RECORD: 14-19

3/19	at Central Florida	L, 3-10
3/20	at Florida	L, 1-6
3/21	at Florida	L, 0-12
3/22	vs. Delaware!	W, 8-5
3/23	vs. Delaware!	L, 7-15
3/24	at Central Florida	L, 2-5
3/24	at Stetson	W, 19-11
3/27	at Bethel	W, 14-2
4/7	Northwestern	L, 5-8
4/9	St. Mary's (MN)	W, 1-0
4/9	St. Mary's (MN)	L, 2-6
4/10	Valparaiso	W, 9-3
4/10	Valparaiso	W, 2-0
4/12	Bethel	L, 3-4
4/14	Detroit	L, 1-6
4/14	Detroit	W, 8-6



Mark Clementz is one of 16 Notre Dame baseball players to earn Academic All-America honors. He led the Irish in earned-run average during three straight seasons (1.50 in 1982, 3.41 in '83 and 3.31 in '84).

4/16	Northwood	L, 4-7
4/16	Northwood	W, 16-3
4/17	Butler	W, 4-3
4/17	Butler	L, 2-7
4/20	at Huntington	W, 3-2
4/20	at Huntington	W, 9-1
4/21	at Dayton	L, 3-4
4/21	at Dayton	W, 4-1
4/23	at Bowling Green	L, 7-8
4/23	at Bowling Green	L, 0-7
4/29	Xavier	W, 9-8
5/2	at Illinois-Chicago	L, 3-4
5/2	at Illinois-Chicago	L, 7-9
5/4	Western Michigan	W, 5-4
5/4	Western Michigan	L, 1-11
5/5	at Bradley	L, 3-10
5/5	at Bradley	L, 3-4

!Orlando, Fla. (UCF)

1980 – RECORD: 29-8

3/29	at Cincinnati	W, 5-1
3/29	at Cincinnati	W, 6-2
3/29	at Butler	L, 2-6
4/2	at Indiana	W, 2-1
4/2	at Indiana	W, 6-2
4/3	at Butler	W, 8-2
4/3	at Butler	L, 0-7
4/5	Wisconsin	W, 16-7
4/5	Wisconsin	W, 8-4
4/7	St. Mary's (MN)	W, 5-1
4/7	St. Mary's (MN)	W, 2-1
4/11	at Illinois Tech	L, 0-5
4/11	at Northwestern	W, 3-2
4/12	at Northwestern	L, 1-2
4/12	at Illinois Tech	W, 13-7
4/16	St. Joseph's (IN)	W, 5-1
4/16	St. Joseph's (IN)	W, 7-5
4/19	Dayton	W, 13-8
4/19	Dayton	W, 13-2
4/20	at Valparaiso	L, 1-3
4/20	at Valparaiso	W, 9-2
4/22	at Western Michigan	L, 8-9
4/22	at Western Michigan	L, 12-16
4/25	Huntington	W, 15-7
4/25	Huntington	W, 7-6
4/26	Illinois-Chicago Circle	W, 5-1
4/26	Illinois-Chicago Circle	W, 3-0
4/27	Bowling Green	W, 6-2
4/27	Bowling Green	W, 8-7
4/29	at Bethel	W, 14-0
4/29	at Bethel	W, 7-5
5/3	Bradley	W, 6-1
5/3	Bradley	W, 10-8
5/4	Detroit	W, 13-3
5/4	Detroit	W, 6-5
5/6	Valparaiso	L, 7-10
5/6	Valparaiso	W, 8-3



Larry Gallo
1981-87

Seven seasons
157-167-3 (.485)

1981 – RECORD: 23-16-1

3/16	at Delta State	L, 7-8
3/16	at Delta State	L, 6-11
3/17	at Delta State	T, 8-8
3/18	at Mississippi	L, 5-11
3/19	at Mississippi	L, 5-7
3/20	at Memphis State	L, 5-6
3/20	at Memphis State	L, 6-8
3/21	at Memphis State	L, 2-12
3/25	at Purdue	W, 3-1

3/25	at Purdue	L, 1-5
3/28	at Huntington	W, 6-5
3/28	at Huntington	W, 1-0
3/29	at Dayton	L, 2-6
3/29	at Dayton	W, 19-3
4/1	Indiana	W, 4-3
4/1	Indiana	L, 14-16
4/3	St. Mary's (MN)	W, 7-1
4/3	St. Mary's (MN)	W, 2-1
4/4	Cincinnati	W, 13-4
4/4	Cincinnati	W, 17-9
4/7	Bethel	W, 13-10
4/7	Bethel	W, 11-5
4/16	Butler	W, 2-1
4/16	Butler	W, 4-3
4/18	at Detroit	L, 3-4
4/18	at Detroit	L, 7-8
4/20	Ball State	W, 3-2
4/20	Ball State	W, 8-0

Northwestern Invitational (1-2) Evanston, Illinois

4/25	vs. Illinois Tech	L, 4-5
4/25	vs. North Central	W, 3-2
4/25	at Northwestern	L, 5-9
4/27	Northwestern	W, 10-2
4/27	Northwestern	W, 8-7
4/29	at Bowling Green	W, 8-7
4/29	at Bowling Green	W, 2-1
5/2	at Wisconsin	W, 3-1
5/2	at Wisconsin	L, 1-6
5/3	at Ill.-Chicago Circle	L, 11-14
5/3	at Ill.-Chicago Circle	W, 8-6
5/5	Valparaiso	W, 8-1

1982 – RECORD: 28-15

3/15	at Oklahoma	L, 3-15
3/16	at Oklahoma City	W, 19-7
3/17	at Oral Roberts	L, 2-5
3/17	at Oral Roberts	L, 1-2
3/18	vs. North Dakota State!	W, 7-4
3/18	at Oral Roberts	L, 0-13
3/19	at Missouri Southern	L, 3-4
3/20	at Missouri Southern	L, 8-9
3/24	Huntington	W, 2-0
3/24	Huntington	W, 11-1
4/1	at Valparaiso	W, 3-0
4/1	at Valparaiso	W, 2-0
4/10	Purdue	W, 9-3
4/10	Purdue	L, 0-6
4/11	at Butler	W, 13-6
4/14	Wisconsin	W, 4-1
4/14	Wisconsin	W, 10-3
4/15	at Bethel	W, 1-0
4/15	at Bethel	L, 1-3
4/17	at DePauw	W, 13-4
4/17	at DePauw	W, 7-3
4/18	at Indiana State	L, 2-3
4/18	at Indiana State	L, 6-7
4/19	at Ball State	W, 6-2
4/19	at Ball State	L, 4-8
4/21	St. Joseph's (IN)	W, 7-2
4/21	St. Joseph's (IN)	W, 15-5
4/24	Dayton	W, 17-1
4/24	Dayton	W, 7-3

Did You Know?

The 1984 Notre Dame baseball team opened its season with Spring Break games in San Antonio, which proved to be a fine host for the Irish during the rest of the decade (the team returned to the Alamo City 20 times from 1985-2011).

4/25	Detroit	L, 3-5
4/25	Detroit	W, 2-1
4/27	Bowling Green	W, 10-2
4/27	Bowling Green	W, 5-0
4/28	at Western Michigan	L, 1-5
4/28	at Western Michigan	L, 2-3
4/29	Valparaiso	W, 2-1
4/29	Valparaiso	W, 7-2
5/1	Wright State	W, 5-2
5/1	Wright State	W, 3-0
5/2	Illinois-Chicago Circle	W, 9-2
5/2	Illinois-Chicago Circle	W, 11-4
5/4	Northwestern	L, 3-9
5/4	Northwestern	W, 3-1

(Tulsa, Okla., Tulsa)

1983 – RECORD: 19-28

MWCC 7-4 (2nd North) MWCC Tournament

3/13	vs. Creighton!	L, 5-6
3/13	at Oral Roberts	L, 3-12
3/14	vs. Kansas State!	L, 0-9
3/14	at Oral Roberts	L, 0-8
3/15	vs. Kansas State!	L, 3-5
3/16	St. Mary of Plains!	L, 1-3
3/16	St. Mary Plains!	W, 8-1
3/17	at Arkansas	L, 0-5
3/18	at Missouri Southern	W, 3-1
3/19	at Southwest Missouri	L, 1-13
3/19	at Southwest Missouri	W, 9-7
3/26	at Miami (OH)	L, 1-2
3/26	at Miami (OH)	L, 5-6
3/27	at Dayton	L, 5-6
3/31	at Valparaiso	W, 4-2
3/31	at Valparaiso	W, 4-2
4/4	Xavier	L, 3-6
4/4	Xavier	W, 9-0
4/5	Xavier	W, 4-3
4/5	Xavier	W, 5-3
4/7	Bethel	W, 3-2
4/7	Bethel	W, 7-2
4/13	Ball State	W, 5-3
4/13	Ball State	L, 1-9
4/16	Indiana State	L, 0-3
4/16	Indiana State	L, 1-4
4/19	at Northwestern	L, 5-7
4/19	at Northwestern	L, 0-3
4/23	at Detroit	L, 4-7
4/23	at Detroit	L, 4-8
4/24	at Detroit	W, 4-2
4/24	at Detroit	L, 7-8
4/26	at Bowling Green	L, 1-4
4/26	at Bowling Green	L, 2-7
4/29	at Butler	W, 5-2
4/29	at Butler	W, 8-3
4/30	Butler	W, 7-3
5/2	Western Michigan	L, 4-17
5/2	Western Michigan	W, 11-7
5/3	Valparaiso	L, 2-6
5/3	Valparaiso	W, 12-3
5/11	Lewis	L, 4-7
5/11	Lewis	L, 0-2
5/13	Michigan State	W, 7-5
5/13	Michigan State	W, 2-1

MWCC Tournament (0-2) Oral Roberts University Tulsa, Oklahoma

5/21	at Oral Roberts	L, 5-18
5/22	vs. Detroit	L, 9-10

(Tulsa, Okla., Oral Roberts)

1984 – RECORD: 24-24

MWCC 4-6 (3rd North) Spring Break Trip (4-7) San Antonio, Texas

3/17	at St. Edward's	L, 5-7
3/18	vs. Trinity	W, 4-3
3/19	vs. Minnesota	L, 4-7
3/20	vs. St. Mary's (MN)	L, 0-1
3/20	vs. St. Mary's (MN)	L, 3-8
3/21	vs. Mankato State	W, 8-5
3/22	vs. Trinity	W, 8-2
3/22	vs. Trinity	W, 9-0
3/23	at St. Mary's (TX)	L, 7-8
3/24	at Texas Lutheran	L, 4-5
3/24	at Texas Lutheran	L, 4-6
3/29	at Bethel	L, 11-12
3/31	at Indiana	W, 3-1
3/31	at Indiana	L, 1-4
4/1	Dayton	W, 3-1
4/1	Dayton	W, 10-4
4/7	Wisconsin	W, 7-6
4/7	Wisconsin	W, 7-4
4/8	DePauw	W, 9-3
4/8	DePauw	L, 10-11
4/10	Illinois-Chicago	W, 15-1
4/11	at Michigan State	L, 1-7
4/11	at Michigan State	L, 2-7
4/14	at Xavier	L, 1-4
4/14	at Xavier	W, 12-9
4/15	at Xavier	L, 1-4
4/15	at Xavier	L, 3-14
4/18	Purdue	W, 4-1
4/18	Purdue	L, 4-5
4/21	at Detroit	L, 1-7
4/21	at Detroit	W, 1-0
4/24	at Valparaiso	W, 9-5
4/24	at Valparaiso	W, 8-7
4/25	Bowling Green	L, 0-4
4/25	Bowling Green	W, 7-1
4/28	Butler	W, 10-5
4/28	Butler	W, 16-2
4/29	at Butler	L, 4-7
4/29	at Butler	L, 2-5
5/2	at Western Michigan	L, 2-4
5/2	at Western Michigan	W, 4-1
5/5	Huntington	W, 14-4
5/5	Huntington	W, 14-0
5/6	at Lewis	L, 0-4
5/6	at Lewis	W, 6-3
	at Valparaiso	L, 7-11
5/8	Northwestern	W, 16-11
5/8	Northwestern	L, 2-4

1985 – RECORD: 26-27-2

MWCC 8-4 (2nd North)

MWCC Tournament

3/16	at TCU	L, 3-9
3/17	at Houston	L, 4-14
3/18	at St. Mary's (TX)	W, 9-1
3/19	at St. Edward's	L, 6-9
3/19	at St. Edward's	L, 2-3
3/20	at Schreiner	W, 8-3
3/21	at Trinity	W, 8-3
3/21	at Trinity	W, 8-6
3/22	at St. Mary's (TX)	L, 5-7
3/23	at Texas Lutheran	L, 7-13
3/23	at Texas Lutheran	L, 0-14
4/2	Ball State	W, 6-5
4/2	Ball State	L, 3-8
4/3	Northwestern	L, 3-8
4/3	Northwestern	W, 11-5
4/4	Michigan State	L, 1-3
4/4	Michigan State	L, 5-6
4/6	Wisconsin	L, 6-7

4/6	Wisconsin	W, 7-1
4/7	Wisconsin (8)	L, 5-6
4/7	Wisconsin (8)	T, 15-15
4/10	at Northwestern	L, 1-4
4/10	at Northwestern	L, 1-6
4/11	Bethel	W, 9-4
4/11	Bethel	W, 8-5
4/13	Xavier	L, 0-4
4/13	Xavier	W, 5-4
4/14	Xavier	L, 4-16
4/14	Xavier	L, 4-7
4/16	Valparaiso	L, 3-5
4/16	Valparaiso	W, 6-4
4/17	Purdue	L, 3-13
4/17	Purdue	L, 8-13
4/20	at Detroit	W, 3-2
4/20	at Detroit	W, 12-6
4/21	at Detroit	W, 19-0
4/21	at Detroit	W, 19-6
4/23	Lewis	L, 4-9
4/23	Lewis	W, 11-5
4/24	at Bowling Green	W, 10-9
4/24	at Bowling Green	L, 5-5
4/27	at Butler	L, 2-3
4/27	at Butler	W, 5-1
4/28	Butler	W, 8-7
4/28	Butler	W, 7-2
4/30	at Illinois-Chicago	W, 11-1
5/1	Western Michigan	W, 7-1
5/1	Western Michigan	W, 2-1
5/4	at Maine	W, 7-3
5/4	at Maine	W, 1-0
5/5	at Maine	L, 4-6
5/5	at Maine	L, 1-7

MWCC Tournament Oral Roberts University Tulsa, Oklahoma (1-2)

5/17	at Oral Roberts	L, 13-14
5/18	vs. Evansville	W, 1-0
5/18	at Oral Roberts	L, 0-12

1986 – RECORD: 22-8

MCC 5-7 (3rd North)

3/9	at Indiana	L, 9-10
3/9	at Indiana	L, 10-11
3/15	at DePauw	W, 11-5
3/15	at DePauw	W, 11-1
3/16	at DePauw	W, 8-7
3/16	at DePauw	W, 9-7
3/17	St. Joseph's (IN)	W, 4-1
3/17	St. Joseph's (IN)	W, 8-0

California Riverside Invitational (0-7) Riverside, Calif.

3/24	vs. Washington	L, 4-10
3/25	at California-Riverside	L, 2-13
3/26	vs. Oregon State	L, 1-4
3/27	vs. Tulane	L, 6-8
3/27	vs. Wisconsin	L, 9-11
3/28	vs. Brigham Young	L, 0-10
3/28	vs. Cornell	L, 2-4
4/1	Chicago State	W, 8-4
4/2	at Valparaiso	W, 5-0
4/3	at Bethel	W, 6-4
4/3	at Bethel	W, 7-5
4/5	Wisconsin	L, 6-9
4/5	Wisconsin	L, 7-9
4/6	Wisconsin	W, 8-7
4/6	Wisconsin	W, 7-6
4/8	at Michigan State	L, 7-8
4/8	at Michigan State	W, 20-11
4/9	Illinois-Chicago	W, 11-7
4/12	at Xavier	L, 3-15

4/12	at Xavier	W, 7-5
4/13	at Xavier	L, 5-7
4/13	at Xavier	L, 2-5
4/16	at Purdue	L, 6-20
4/19	Detroit	L, 6-8
4/19	Detroit	L, 10-13
4/20	Detroit	L, 2-3
4/20	Detroit	L, 5-10
4/22	at Lewis	L, 0-18
4/23	Bowling Green	L, 3-4
4/23	Bowling Green	W, 15-4
4/26	Butler	W, 7-6
4/26	Butler	W, 11-6
4/27	at Butler	W, 14-0
4/27	at Butler	W, 9-2
4/29	Purdue	L, 6-9
4/30	at Western Michigan	L, 7-8
4/30	at Western Michigan	L, 4-5
4/31	Valparaiso	W, 5-1
5/3	at Northwestern	L, 2-3
5/3	at Northwestern	L, 1-8
5/4	at Northwestern	L, 4-6
5/4	Northwestern	W, 22-5

1987 – RECORD: 15-29

3/7	at Indiana	L, 3-4
3/7	at Indiana	L, 2-4
3/8	at Indiana	L, 0-3

Spring Break Trip San Antonio, Texas (6-4)

3/14	at Schreiner	W, 3-1
3/14	at Schreiner	W, 4-1
3/15	vs. St. Edward's!	L, 3-5
3/16	vs. SW Texas State!	W, 10-5
3/17	vs. Incarnate Word@	W, 8-6
3/17	vs. Incarnate Word@	L, 7-8
3/18	Baylor!	L, 4-9
3/19	at St. Mary's (TX)	L, 3-7
3/20	at Texas Lutheran	W, 3-1
3/21	at St. Mary's (TX)	W, 8-1
3/28	at Ball State	L, 2-4
3/28	at Ball State	W, 3-2
3/29	Indiana	L, 5-11
4/1	Valparaiso	L, 0-9
4/4	Wisconsin	L, 5-7
4/4	Wisconsin	L, 0-7
4/5	Wisconsin	L, 1-3
4/5	Wisconsin	L, 1-5
4/7	Michigan State	L, 10-13
4/7	Michigan State	L, 8-10
4/8	at Illinois-Chicago	W, 20-3
4/11	at Tulane	L, 3-11
4/11	at Tulane	W, 8-6
4/12	at Tulane	L, 1-7
4/18	at Detroit	L, 2-3
4/18	at Detroit	L, 2-6
4/19	St. Joseph's (IN)	W, 6-3
4/19	St. Joseph's (IN)	W, 6-5
4/21	Bethel	W, 10-1
4/23	Butler	L, 5-6
4/25	vs. St. Louis#	L, 1-3
4/25	vs. St. Louis#	W, 5-2
4/26	vs. St. Louis#	L, 2-3
4/27	Western Michigan	L, 5-7
4/28	Purdue	L, 5-8
4/30	at DePauw	W, 13-3
4/30	at DePauw	L, 3-5
5/2	Xavier	L, 0-2
5/2	Xavier	W, 4-1
5/3	at Northwestern	L, 0-1
5/4	Northwestern	L, 6-7

(San Antonio, Texas (V.J. Keeffe Stadium))

@San Antonio, Texas (Trinity College)

#Sauget, Ill.

Year-by-Year Results



Pat Murphy
1988-94

Seven seasons
318-116-1 (.732)

1988 – RECORD: 39-22

MCC: 11-3 (1st North) MCC Tournament

2/25	at Duke	W, 14-11
2/26	at Duke	L, 6-9
2/27	at Wake Forest	L, 10-17
2/28	at Wake Forest	L, 5-12
3/6	at Indiana	L, 1-10
3/6	at Indiana	L, 4-7
3/9	Goshen	W, 10-0

Spring Break Trip

San Antonio, Texas (4-5)

3/12	at Schreiner	L, 0-4
3/12	at Schreiner	W, 19-2
3/14	at St Edward's	L, 4-5
3/14	at Texas Lutheran	W, 7-3
3/14	at Texas Lutheran	W, 8-2
3/17	at Incarnate Word	L, 2-10
3/18	vs. Cornell	W, 16-2
3/19	at St. Mary's (TX) (8)	L, 6-7
3/19	at St. Mary's (TX)	L, 1-3
3/23	at Bethel	W, 5-1
3/23	at Bethel	W, 2-1
3/25	Wisconsin	L, 2-9
3/26	at Butler	W, 5-1
3/26	at Butler (8)	W, 3-2
3/27	Chicago State (CS)	W, 3-1
3/27	Chicago State (CS)	W, 3-0
3/30	Dayton (CS)	L, 0-3
3/30	Dayton (CS)	W, 12-2
3/31	Dayton (CS)	W, 3-2
3/31	Dayton (CS)	L, 2-4
4/4	at Bowling Green	W, 11-7
4/5	Northeastern Illinois	W, 5-4
4/9	at Xavier	W, 14-2
4/9	at Xavier	W, 13-4
4/10	at Xavier	W, 6-1
4/10	at Xavier	W, 7-6
4/12	at Purdue	L, 7-11
4/13	Northwestern	L, 0-5
4/16	Detroit	W, 9-8
4/16	Detroit	W, 12-11
4/17	Detroit	L, 12-14
4/17	Detroit	W, 16-11
4/19	at Western Michigan	L, 10-28
4/21	IUPUI (CS)	L, 5-10
4/23	at Michigan State	L, 1-13
4/23	at Michigan State	L, 5-6
4/24	Illinois-Chicago	W, 8-1
4/24	Illinois-Chicago	W, 8-1
4/26	Purdue	W, 5-2
5/7	at Valparaiso	W, 10-2
5/7	at Valparaiso	W, 9-3
5/8	Valparaiso	W, 12-3
5/8	Valparaiso	W, 6-5
5/9	Tri-State	W, 8-2
5/9	Tri-State	W, 16-5
5/10	at Illinois-Chicago	W, 10-3
5/10	at Illinois-Chicago	W, 8-4
5/11	at Ball State	W, 13-4
5/11	at Ball State	W, 2-0
5/17	University of Chicago	W, 11-2
5/17	University of Chicago	W, 8-5

MCC Tournament

Coveleski Stadium

South Bend, Indiana (1-2)

5/20	Butler	W, 11-6
5/21	Detroit	L, 4-5
5/22	Evansville	L, 6-9

(San Antonio, Texas (V.J. Keefe Stadium))

(CSSouth Bend, Ind. (Coveleski Stadium))

1989 – RECORD: 48-19-1

MCC: 21-9 (2nd North)

MCC Tournament Champions NCAA Tournament

2/23	at Trinity	W, 12-2
2/23	at Trinity	W, 12-4
2/24	at Texas	W, 12-9
2/25	at St. Mary's (TX)	L, 0-5
2/25	at St. Mary's (TX)	W, 4-2
3/5	vs. Pittsburgh!	W, 16-9
3/6	at Rollins College	L, 1-8
3/8	at Miami (FL)	W, 4-2
3/9	vs. Vanderbilt@	L, 2-11
3/10	vs. Penn@	W, 15-8
3/11	vs. Columbia@	W, 9-2
3/18	at Duke	W, 5-4
3/19	vs. St. Bonaventure!	W, 5-2
3/19	at Duke	L, 2-8
3/23	at Butler	W, 15-1
3/23	at Butler	W, 12-3
3/25	at Indiana	L, 0-10
3/29	Chicago State	W, 7-1
4/1	at Saint Louis	W, 1-0
4/1	at Saint Louis	W, 6-2
4/5	Illinois-Chicago	W, 13-2
4/5	Illinois-Chicago	L, 0-5
4/9	at Xavier	W, 3-2
4/9	at Xavier	W, 12-3
4/10	at Xavier	W, 12-1
4/10	at Xavier	W, 6-3
4/12	at Illinois-Chicago	W, 5-0
4/12	at Illinois-Chicago	W, 6-3
4/13	Butler	W, 5-1
4/13	Butler	W, 11-6
4/15	at Dayton	W, 6-5
4/15	at Dayton	W, 13-4
4/16	at Dayton	L, 3-7
4/16	at Dayton	W, 22-9
4/19	Northwestern	W, 10-8
4/20	Tri-State	W, 16-5
4/22	Detroit (CS)	L, 0-1
4/22	Detroit (CS)	W, 7-2
4/23	Detroit (CS)	L, 3-6
4/23	Detroit (CS)	L, 4-5
4/26	Indiana	W, 11-7
4/27	at Chicago State	W, 7-4
4/27	at Chicago State	L, 4-5
4/29	Xavier	W, 3-0
4/29	Xavier	W, 11-6
4/30	Xavier	W, 8-5
4/30	Xavier	L, 2-6
5/1	at Valparaiso	W, 5-4
5/2	Valparaiso	W, 15-14
5/4	at Northwestern	T, 5-5
5/6	at Detroit	L, 2-4
5/6	at Detroit	L, 2-4
5/7	at Detroit	L, 6-7
5/7	at Detroit	W, 7-6
5/13	Dayton	W, 9-4
5/13	Dayton	W, 3-2
5/14	Dayton	L, 3-5
5/14	Dayton	W, 14-0

MCC Tournament

Coveleski Stadium

South Bend, Indiana (6-1)

5/17	Butler	W, 13-1
5/18	Detroit	L, 15-16
5/19	Saint Louis	W, 10-6
5/20	Dayton	W, 20-4
5/20	Evansville	W, 11-2
5/20	Detroit	W, 4-1
5/20	Detroit	W, 21-10

NCAA Tournament – West II Regional, Fresno, California (1-2)

5/26	at Fresno State	L, 8-9
5/27	vs. Portland	W, 8-6
5/28	at Fresno State	L, 4-11

@Orlando, Fla.
@Orlando, Fla. (Rollins College)
#Durham, N.C. (Duke)
CSSouth Bend, Ind. (Coveleski Stadium)

1990 – RECORD: 46-12

MCC: 25-3 (1st North)

MCC Tournament Runner-up

2/5	Goshen	W, 3-0
2/23	at Hawaii	L, 0-6
2/24	at Hawaii	L, 7-12
3/2	at Texas	L, 3-5
3/3	at St. Mary's (TX)	W, 3-2
3/3	at St. Mary's (TX)	W, 5-1
3/4	at Trinity	W, 5-4
3/10	at Saint Louis	W, 10-2
3/11	vs. Bradley!	W, 10-2
3/11	vs. Northern Iowa!	W, 6-1

College Baseball Classic

Kingdome

Seattle, Washington (3-1)

3/16	vs. Air Force	W, 4-3
3/16	vs. Washington	W, 8-4
3/17	vs. Duke	L, 2-4
3/17	vs. Air Force	W, 4-3
3/25	at Butler	W, 3-1
3/25	at Butler	W, 4-2
3/28	at Purdue	L, 8-10
3/31	Saint Louis (CS)	W, 5-0
4/7	Dayton	W, 11-3
4/7	Dayton	W, 6-4
4/8	Dayton	W, 7-1
4/8	Dayton	W, 10-9
4/12	Purdue (CS)	W, 14-2
4/14	at Xavier	W, 6-4
4/15	at Xavier	L, 2-3
4/15	at Xavier	W, 4-2
4/16	at Xavier	W, 2-0
4/18	Northwestern (CS)	L, 3-7
4/19	Butler	L, 7-8
4/19	Butler	W, 3-2
4/22	at Dayton	W, 11-1
4/22	at Dayton	W, 14-2
4/23	at Dayton	W, 7-3
4/23	at Dayton	L, 5-6
4/24	Chicago State (CS)	W, 5-4
4/24	Chicago State (CS)	W, 12-4
4/25	Chicago State (CS)	W, 6-3
4/25	Chicago State (CS)	W, 3-2
4/28	at Detroit	W, 3-2
4/28	at Detroit	W, 10-9
4/29	at Detroit	W, 4-3
4/29	at Detroit	W, 4-2
4/30	at Illinois-Chicago	W, 10-8
4/30	at Illinois-Chicago	L, 8-9

5/2	Valparaiso	W, 6-4
5/2	Valparaiso	W, 11-1
5/5	Xavier	W, 8-6
5/5	Xavier	W, 17-13
5/6	Xavier	W, 6-2
5/6	Xavier	W, 14-4
5/13	Detroit	W, 7-1
5/13	Detroit	W, 8-4
5/15	Chicago	W, 9-1
5/15	Chicago	W, 4-1

MCC Tournament

Coveleski Stadium

South Bend, Indiana (2-2)

5/17	Butler	W, 6-0
5/18	Evansville	L, 3-7
5/18	Dayton	W, 16-3
5/19	Evansville	L, 7-8

(St. Louis, Miss. (St. Louis U.))

(CSSouth Bend, Ind. (Coveleski Stadium))

1991 – RECORD: 45-16

MCC: 18-5 (2nd)

MCC Tournament Champions

Oakland's Team (2-2)

Phoenix, Arizona

2/21	vs. Dartmouth	W, 4-2
2/22	vs. Nebraska	W, 8-5
2/23	vs. Ohio State	L, 1-6
2/24	vs. Ohio State (11)	L, 11-12
3/1	at Texas	W, 13-4
3/2	at St. Mary's (TX)	W, 6-4
3/2	at St. Mary's (TX)	W, 8-3
3/3	at Trinity	W, 9-2
3/3	at Trinity	W, 8-3



Second baseman **Greg Layson** – who ranks fifth in Notre Dame history with 80 career stolen bases – earned first team all-Midwestern Collegiate Conference honors in 1991, as the second of six Notre Dame freshmen ever named first team all-conference (since '83), with that group including outfielder **Scott Sollmann** ('94) and his brother **Steve** ('01), an All-America second baseman.

Did You Know?

The Notre Dame baseball team – under first-year head coach **Pat Murphy** – won 39 games in 1988, setting in motion a 19-year period in which the Irish averaged nearly 45 wins per season (from 1988-2006) while advancing to the NCAAs 13 times in that span.



Notre Dame's 1993 NCAA Tournament East Regional Team (46-16)

(kneeling, from left) Greg Layson, A.J. Jones, Mark Mapes, Bob Lisanti, Robbie Kent, David Sinnes, assistant coach Brian Cleary, Robbie Birk, Casey Clevenger, Dewan Simon, junior manager Dave Walters; (middle row, from left) senior manager Ed Smith, athletic trainer Mike Bean, George Restovich, Tom Price, Edwin Hartwell, assistant coach Gary Tuck, head coach Pat Murphy, assistant coach Cary Mee, Craig DeSensi, Bill Fideli, Marty DeGraff and Matt Haas; (back row, from left) Eric Danapilis, Tim Kraus, Garret Carlson, Alan Walania, Dan Adams, Ryan Topham, Paul Failla, Chris Michalak, Craig Allen, Korey Wroblewski and Colin Rittgers (not pictured: Rowan Richards).

Diamond Club Classic (1-3)

Mobile, Alabama

3/9	at South Alabama	L, 7-9
3/10	vs. Michigan	L, 5-6
3/11	at Tulane	L, 3-5
3/12	at LSU	W, 6-3

College Baseball Classic (4-0)

Kingdome

Seattle, Washington

3/15	vs. Air Force	W, 9-6
3/15	vs. Northwestern	W, 7-0
3/16	vs. Washington	W, 9-7
3/17	vs. Washington	W, 4-2
3/22	at Virginia	L, 6-12
3/24	at Virginia	W, 12-0
3/24	at Virginia	L, 2-5

Oscar Mayer Classic (0-3)

Metrodome

Minneapolis, Minnesota

3/29	vs. Stanford	L, 3-7
3/30	vs. Minnesota	L, 5-9
3/31	vs. UCLA	L, 3-6
4/6	at Evansville	L, 0-5
4/6	at Evansville	W, 12-6
4/7	at Evansville	L, 1-2
4/7	at Evansville	W, 5-0
4/11	at Tri-State	W, 10-6
4/13	Xavier	W, 12-5
4/14	Xavier	W, 7-6
4/14	Xavier	W, 9-3
4/15	Illinois-Chicago (CS)	W, 4-0
4/15	Illinois-Chicago (CS)	W, 1-0

4/17 Chicago State (CS)

4/17	Chicago State (CS)	W, 5-1
4/17	Chicago State (CS)	W, 5-0
4/18	at Michigan	W, 11-6
4/20	at Butler	W, 11-0
4/20	at Butler	W, 5-1
4/21	at Butler	W, 2-1
4/21	at Butler	W, 7-2
4/24	Indiana State (CS)	W, 6-5
4/27	Saint Louis	W, 8-5
4/27	Saint Louis	W, 18-7
4/28	Saint Louis	W, 2-1
4/28	Saint Louis	L, 1-3
5/1	Valparaiso	W, 12-0
5/1	Valparaiso	W, 11-5
5/4	Detroit	L, 5-6
5/4	Detroit	L, 4-7
5/5	Detroit	W, 6-2
5/5	Detroit	W, 7-1
5/11	at Dayton	W, 6-4
5/11	at Dayton	W, 20-0
5/12	at Dayton	W, 10-2
5/12	at Dayton	W, 12-8
5/13	Western Michigan	L, 5-8
5/14	Chicago	W, 18-14

MCC Tournament (4-0)

Coveleski Stadium

South Bend, Indiana

5/15	Dayton	W, 8-2
5/16	Detroit	W, 9-7
5/17	Evansville	W, 12-5
5/18	Evansville	W, 12-5

CS South Bend, Ind. (Coveleski Stadium)

1992 — RECORD: 48-15

MCC: 18-2 (1st)

MCC Tournament Champions

NCAA Tournament

Service Academies Classic (4-0)

Millington, Tennessee

2/28	vs. Army	W, 2-1
2/28	vs. Navy	W, 7-6
2/29	vs. Air Force	W, 12-4
3/1	vs. Memphis State (7)	W, 10-0

Big Four Classic (3-1)

Louisville, Kentucky

3/6	at Louisville	L, 3-2
3/7	vs. Kentucky	L, 1-8
3/7	vs. Indiana	W, 4-1
3/8	vs. Kentucky	W, 6-2

College Baseball Classic (3-1)

Kingdome

Seattle, Washington

3/12	vs. Washington	W, 4-0
3/13	vs. Brigham Young	L, 3-7
3/14	vs. Yale	W, 13-7
3/15	vs. Washington State	W, 9-6
3/20	at Arizona State	L, 2-16
3/21	at Arizona State	L, 5-10
3/22	at Arizona State	L, 5-9
3/27	at Miami (FL)	W, 2-1
3/28	at Miami (FL)	L, 6-18
3/29	at Miami (FL) (11)	L, 5-6
4/4	Ball State (CS) (7)	W, 7-1
4/4	Ball State (CS)	L, 0-3
4/5	Western Michigan (CS)	W, 9-1
4/6	Toledo (CS)	W, 13-7
4/8	Purdue (CS)	L, 4-5
4/10	Evansville (CS)	W, 6-0
4/11	Evansville (7)	W, 5-1
4/11	Evansville (7)	W, 7-3
4/12	Evansville	W, 4-0
4/15	Illinois (CS)	L, 2-7
4/16	at Purdue (5)	W, 7-0
4/17	Butler (CS) (7)	W, 10-4
4/17	Butler (CS)	W, 4-3
4/18	Butler (CS) (8)	W, 1-0
4/18	Butler (CS)	W, 1-2
4/20	at Indiana State	W, 18-7
4/21	at Illinois	L, 12-13
4/25	at Xavier (7)	L, 0-1
4/25	at Xavier	W, 5-3
4/26	at Xavier	W, 11-5
4/26	at Xavier	W, 9-1
4/29	Illinois-Chicago (CS)	W, 2-1
4/29	Illinois-Chicago (CS)	W, 9-2
4/30	Eastern Michigan	W, 6-1
5/1	Cleveland State (5)	W, 22-3
5/1	Cleveland State	W, 20-9
5/2	at Detroit Mercy (5)	W, 16-1
5/2	at Detroit Mercy (5)	W, 20-0
5/3	at Detroit Mercy (7)	W, 11-2
5/3	at Detroit Mercy	W, 5-1
5/8	Michigan (CS)	W, 5-3
5/9	Dayton (7)	L, 2-5
5/9	Dayton (11)	W, 7-5
5/10	Dayton (7)	W, 7-1
5/10	Dayton	W, 10-5
5/11	Bowling Green (CS)	W, 6-5

MCC Tournament

Coveleski Stadium

South Bend, Indiana (4-0)

5/13	Xavier	W, 3-2
5/14	Dayton	W, 10-1
5/15	Detroit Mercy	W, 11-2
5/16	Evansville	W, 8-1

NCAA Tournament

Atlantic Regional

Miami, Florida (3-2)

5/22	vs. South Carolina	L, 1-5
5/23	at Miami	W, 6-3
5/24	vs. Delaware	W, 12-6
5/25	vs. South Carolina	W, 11-2
5/25	at Miami	L, 1-5

CS South Bend, Ind. (Coveleski Stadium)


1993 — RECORD: 46-16

MCC: 23-4 (1st)

MCC Tournament Champions

NCAA Tournament

3/8	at Arizona State	W, 11-4
3/9	at Arizona	L, 6-19
3/10	at Arizona	L, 9-10
3/13	at Wichita State	L, 11-14
3/14	at Wichita State	W, 8-6
3/19	at Kentucky	W, 7-6
3/20	at Kentucky	L, 10-13
3/21	at Kentucky	L, 7-8
3/21	at Kentucky	L, 6-9
3/27	at Xavier (7)	W, 6-0
3/27	at Xavier	W, 18-5
3/28	at Xavier	W, 14-4
3/28	at Xavier	W, 8-4
4/3	at Butler	L, 1-3
4/3	at Butler (7)	W, 3-0
4/4	at Butler	W, 17-9
4/4	at Butler	W, 18-3
4/6	Illinois (CS)	L, 4-11
4/7	at Purdue	W, 2-1
4/9	La Salle (CS)	W, 4-3
4/10	La Salle (CS)	W, 20-0
4/10	La Salle (CS)	W, 6-2
4/11	La Salle (CS) (7)	W, 8-3
4/12	Cleveland State	W, 8-3
4/12	Cleveland State	W, 11-5
4/18	at Duquesne (7)	W, 5-1
4/18	at Duquesne	W, 11-0
4/19	at Duquesne	W, 12-8
4/19	at Duquesne (5)	W, 11-0
4/20	Toledo	W, 5-2
4/20	Toledo (7)	W, 2-1



Outfielder **Rowan Richards** was a top reserve as a freshman on Notre Dame's 1993 team before cracking the starting lineup in 1995 and '96.

Year-by-Year Results

4/21	Purdue (CS)	W, 7-5
4/24	at Evansville	L, 3-11
4/24	at Evansville	W, 6-0
4/25	at Evansville (S)	L, 0-3
4/27	Valparaiso (CS) (7)	L, 1-2
4/27	Valparaiso (CS)	W, 6-5
4/28	Indiana State (CS)	L, 0-2
5/1	Detroit Mercy	W, 2-0
5/1	Detroit Mercy	W, 4-2
5/2	Detroit Mercy (7)	W, 10-3
5/2	Detroit Mercy	L, 2-8
5/10	at Indiana State	W, 20-9
5/11	Illinois-Chicago	W, 19-6
5/12	at Northwestern	W, 10-1
5/13	at Cleveland State	W, 10-8
5/13	at Cleveland State	W, 10-4
5/14	Dayton (7)	W, 9-4
5/14	Dayton	W, 14-6
5/15	Dayton	W, 15-4
5/15	Dayton	W, 19-12
5/17	Central Michigan	W, 7-4

MCC Tournament (4-1)

Coveleski Stadium South Bend, Indiana

5/18	Duquesne	W, 18-4
5/19	Butler	W, 15-2
5/20	Detroit Mercy	W, 14-8
5/21	Evansville	L, 1-5
5/22	Evansville	W, 22-5

NCAA Tournament (3-2)

East Regional Tallahassee, Florida

5/27	vs. Mississippi State	W, 15-1
5/28	at Florida State (11)	L, 3-7
5/29	vs. Central Florida	W, 12-3
5/29	at Florida State	W, 4-3
5/30	vs. Long Beach State	L, 3-13

CS South Bend, Ind. (Coveleski Stadium)

1994 – RECORD: 46-16

MCC: 14-4 (1st) MCC Tournament Champions NCAA Tournament

3/5	at Tulane	W, 8-2
3/6	at Tulane	W, 9-0
3/7	at Tulane	L, 2-6
3/10	at Alabama	L, 2-5
3/11	at Alabama	W, 5-4
3/12	at Alabama	W, 10-7

College Baseball Classic (1-2)

Kingdome Seattle, Washington

3/17	vs. Tennessee	L, 5-8
3/18	vs. Washington	L, 2-4
3/19	vs. Brigham Young	W, 7-2
3/26	at LaSalle	W, 9-2
3/26	at LaSalle	W, 21-1
3/30	Indiana	W, 7-6
4/2	Miami (FL)	L, 7-19
4/2	Miami (FL)	L, 2-5
4/3	Miami (FL)	L, 2-4
4/7	Toledo	W, 5-3
4/8	Xavier	W, 13-2
4/9	Xavier	W, 11-6
4/9	Xavier	W, 14-3
4/10	Xavier	W, 15-3
4/12	Illinois-Chicago	W, 14-1
4/15	Wisconsin-Milwaukee	W, 12-3
4/15	Wisconsin-Milwaukee	W, 14-8
4/16	at Butler	L, 1-3

4/16	at Butler	W, 8-0
4/17	at Butler	W, 3-0
4/17	at Butler	W, 10-3
4/18	Cleveland State	W, 18-4
4/18	Cleveland State	W, 14-5
4/19	Purdue	W, 8-1
4/21	Valparaiso	W, 15-1
4/23	Evansville	W, 3-2
4/23	Evansville	L, 5-9
4/24	Evansville	W, 7-6
4/24	Evansville	W, 12-0
4/25	Goshen	W, 11-5
4/25	Goshen	W, 8-7
4/27	Indiana State	W, 4-0
4/29	Northern Iowa	W, 3-0
5/6	Saint Louis	W, 14-3
5/7	Saint Louis	W, 11-5
5/8	Saint Louis	W, 6-4
5/9	Central Michigan	W, 5-4
5/10	at Purdue	W, 12-5
5/12	at Indiana State	L, 8-11
5/13	Detroit	W, 5-4
5/13	Detroit	L, 8-9
5/14	Detroit	L, 5-10
5/14	Detroit	W, 5-4
5/16	Chicago State	W, 5-1
5/16	Chicago State	W, 8-2
5/17	Eastern Illinois	L, 4-8
5/17	Eastern Illinois	W, 10-3

MCC Tournament (4-1)

Coveleski Stadium South Bend, Indiana

5/18	LaSalle	W, 21-1
5/19	Detroit	L, 6-7
5/19	Butler	W, 11-3
5/20	Evansville	W, 13-3
5/21	Evansville	W, 10-2

NCAA Tournament (2-2)

East Regional Clemson, South Carolina

5/26	vs. Old Dominion	L, 5-9
5/27	at Clemson	W, 8-1
5/28	vs. The Citadel	W, 5-1
5/29	vs. Auburn	L, 0-8



Paul Mainieri
1995-2006

12 seasons
533-213-3 (.714)

1995 – RECORD: 40-21

MCC: 11-4 (1st West) MCC Tournament Runner-up

Anaheim Classic (1-2) Fullerton, California

2/24	vs. Texas	L, 6-10
2/25	at Cal State Fullerton	L, 3-20
2/26	vs. Pepperdine	W, 14-5

College Baseball Classic (3-0)

Kingdome Seattle, Washington

3/3	vs. Washington	W, 21-10
3/4	vs. Washington State	W, 2-1
3/5	vs. Nevada	W, 11-4



Notre Dame returned to the NCAAs in 1996, as part of a wild 62-game season that featured the program's first year in the BIG EAST Conference and a strong runner-up showing at the BIG EAST Tournament.

Irish Baseball Classic (2-2)

Wolff Stadium San Antonio, Texas

3/11	vs. George Washington	W, 3-0
3/12	vs. Baylor	L, 1-2
3/13	vs. Nebraska	W, 5-3
3/14	vs. Baylor	L, 4-10

Wolff Stadium (2-2)

San Antonio, Texas

3/15	vs. Texas-Pan American	W, 7-6
3/16	vs. Texas-Pan American	L, 1-5
3/16	vs. Texas-Pan American	W, 13-4
3/19	vs. Texas-San Antonio	L, 3-7

3/21	at Indiana State	L, 8-12
3/24	at Miami (FL)	L, 4-9
3/25	at Miami (FL)	L, 4-12
3/26	at Miami (FL)	W, 5-2
3/28	at Indiana	W, 12-3

3/29	Bowling Green	L, 4-5
3/30	Cincinnati	W, 5-4
4/1	Butler	W, 11-5
4/1	Butler	W, 15-5
4/2	Butler	W, 3-1

4/2	Butler	W, 17-5
4/5	Chicago State	W, 4-1
4/6	at Bowling Green	W, 17-8
4/7	Wisconsin-Milwaukee	L, 6-10
4/8	Wisconsin-Milwaukee	W, 7-6

4/8	Wisconsin-Milwaukee	W, 10-1
4/11	Illinois	W, 15-4
4/12	at Purdue	L, 2-5
4/13	Siena Heights	W, 13-2

4/15	Detroit	W, 4-2
4/16	Detroit	W, 11-5
4/18	Duquesne	W, 11-1
4/18	Duquesne	W, 16-1
4/19	Purdue	W, 7-2

4/21	Indianapolis	W, 4-3
4/21	Indianapolis	W, 3-2
4/22	Illinois-Chicago	W, 6-0
4/22	Illinois-Chicago	W, 10-3
4/23	Illinois-Chicago	W, 11-0

4/23	Illinois-Chicago (10)	L, 4-6
4/25	Alabama	W, 5-3
4/26	Alabama	L, 1-9
4/27	Eastern Illinois	W, 9-3

4/29	at Northern Illinois	L, 3-4
4/29	at Northern Illinois	L, 5-6
4/30	at Northern Illinois	W, 17-7
4/30	at Northern Illinois	W, 7-4

5/2	vs. Michigan (OKP) (16)	L, 6-7
5/4	at Central Michigan	L, 3-8
5/4	at Central Michigan	L, 7-8
5/5	Northeastern Illinois	W, 4-1
5/5	Northeastern Illinois	W, 3-1

MCC Tournament (3-2)

Coveleski Stadium South Bend, Indiana

5/13	Xavier	W, 9-7
5/14	Wright State	W, 11-8
5/15	Wright State	L, 6-8
5/16	Northern Illinois	W, 12-4
5/16	Wright State	L, 5-8

OKP Grand Rapids, Mich. (Old Kent Park)

1996 – RECORD: 44-18

BIG EAST: 13-7 (3rd Runner-up) BIG EAST Tournament Runner-up NCAA Tournament

2/17	at Georgia Tech	L, 4-12
2/18	at Georgia Tech	L, 4-9

Service Academies Classic (3-1)

Millington, Tennessee

2/23	vs. Army (7)	W, 12-3
2/23	vs. Navy (7)	W, 1-0
2/24	vs. Air Force (7)	W, 12-8
2/25	vs. Memphis	L, 2-4

3/1	at New Orleans	W, 8-3
3/2	at New Orleans	L, 7-11
3/3	at New Orleans	L, 7-12

Husky Classic (2-1)

Kingdome

Seattle, Washington

3/8	vs. Lewis and Clark St.	W, 12-6
3/9	vs. Long Beach State (8)	W, 8-4
3/10	vs. Washington (6)	L, 1-2

Irish Baseball Classic (4-0)

Wolff Stadium

San Antonio, Texas

3/13	vs. Oral Roberts	W, 6-2
3/14	vs. Southern Illinois	W, 6-2
3/15	vs. Indiana	W, 10-4
3/16	vs. Oral Roberts	W, 10-6

3/23	at Boston College (7)	W, 9-0
3/23	at Boston College	W, 6-1
3/24	at Providence (7)	L, 2-8
3/24	at Providence	W, 10-7
3/27	Indiana State	W, 5-4

3/28	Northeastern Illinois	W, 6-3
3/30	Indiana Tech (7)	W, 5-0
3/30	Indiana Tech	W, 13-4
4/1	Butler	W, 3-0
4/2	Bowling Green	W, 7-2

4/3	Eastern Illinois	W, 5-0
4/4	St. John's (7)	W, 7-3
4/6	Connecticut (7)	W, 7-6
4/6	Connecticut	L, 9-10



Scott Sollmann led Notre Dame in 1995 with a .402 season batting average and stands fourth in Notre Dame history with a .372 career mark. He also set Irish records for stolen bases in a season (52, 1996) and career (101) before signing with the Detroit Tigers after his junior season.

4/8	Wisconsin-Milwaukee	W, 8-6
4/10	Chicago State	W, 10-7
4/11	Toledo	W, 8-6
4/13	Rutgers (8)	L, 2-4
4/13	Rutgers	W, 5-3
4/14	Rutgers	L, 7-10
4/16	at Northwestern	W, 11-10
4/17	Purdue	W, 7-4
4/18	Valparaiso	W, 11-3
4/20	at Georgetown (7)	L, 3-6
4/20	at Georgetown	W, 7-3
4/21	at Georgetown	W, 7-0
4/23	at Illinois	L, 3-13
4/24	St. Norbert (7)	W, 13-0
4/24	St. Norbert (7)	W, 13-1
4/27	West Virginia (7)	L, 4-6
4/27	West Virginia	L, 5-8
4/30	Pittsburgh (7)	W, 8-3
4/30	Pittsburgh	W, 2-0
5/2	Michigan	W, 8-3
5/4	Seton Hall (7)	W, 7-1
5/4	Seton Hall	W, 15-1
5/5	Seton Hall	W, 10-1

BIG EAST Championship (4-2)

Dodd Stadium
Norwich, Connecticut

5/14	vs. West Virginia	L, 8-10
5/15	vs. Villanova	W, 7-3
5/17	vs. Providence	W, 4-2
5/17	vs. St. John's	W, 4-0
5/18	vs. West Virginia	W, 5-2
5/18	vs. West Virginia	L, 4-7

NCAA Tournament (1-2)

South I Regional
University of Alabama
Tuscaloosa, Alabama

5/23	vs. Virginia	W, 12-1
5/24	vs. Stetson	L, 6-7
5/25	vs. Virginia	L, 1-7

1997 - RECORD: 41-19

BIG EAST: 15-6 (1st National)
BIG EAST Tournament: 2-2

Long Beach State Classic (0-3)
Blair Field
Long Beach, California

2/21	at Long Beach State	L, 8-10
2/22	vs. USC	L, 4-14
2/23	vs. Mississippi (8)	L, 5-11
2/27	vs. Christian Brothers!	W, 12-1

Service Academies Classic (2-0)

USA Stadium

2/27	vs. Army (7)	W, 8-0
2/28	vs. Arkansas (7)	W, 8-5

Wolff Stadium (2-3)

San Antonio, Texas

3/7	vs. Southwest Texas	W, 9-5
3/8	vs. Penn State	L, 2-9
3/9	vs. Texas-Pan Am.	W, 5-4
3/10	vs. Texas-Pan Am. (7)	L, 0-2
3/10	vs. Texas-Pan Am. (7)	L, 2-5

Irish Baseball Classic (3-2)

Wolff Stadium

San Antonio, Texas

3/12	vs. Penn State (11)	W, 9-8
3/13	vs. Creighton	W, 7-3
3/14	vs. Northeastern Illinois	W, 7-2
3/15	vs. NE Illinois (7)	L, 5-10
3/15	vs. Creighton	L, 5-8
3/20	IUPUI (12)	W, 8-7
3/22	at Seton Hall (7)	L, 4-5
3/22	at Seton Hall	L, 0-16
3/23	at Seton Hall	L, 10-16
3/25	Western Michigan	W, 16-6
3/26	Northeastern Illinois	W, 11-4
3/27	Central Michigan	W, 14-9
3/29	at Connecticut (7)	W, 7-2
4/2	Eastern Illinois	W, 7-5
4/3	Wisconsin-Milwaukee (7)	W, 12-7
4/3	Wisconsin-Milwaukee (7)	L, 1-2
4/5	Providence (7)	W, 10-5
4/5	Providence	W, 14-10
4/6	Boston College (7)	W, 11-6
4/6	Boston College	W, 16-3
4/10	IUPUI (7)	W, 11-3
4/10	IUPUI (7)	W, 6-3
4/13	at Rutgers (7)	W, 3-2
4/13	at Rutgers	L, 14-15
4/14	at Rutgers	W, 6-5
4/15	at Purdue	W, 6-4
4/16	Bowling Green	W, 4-0
4/17	Indiana Tech (10)	W, 8-7
4/19	Villanova (7)	W, 4-3
4/19	Villanova	W, 14-3
4/20	Villanova	W, 10-8
4/22	vs. Michigan (OKP)	L, 3-4

4/23	Northwestern	L, 3-12
4/24	Toledo	W, 15-9
4/26	at West Virginia (7)	L, 5-7
4/26	at West Virginia	W, 7-6
4/27	at Pittsburgh (8)	W, 11-8
4/27	at Pittsburgh	L, 6-7
4/29	Valparaiso	W, 10-6
5/1	Chicago State	W, 7-5
5/3	Georgetown (7)	W, 14-0
5/3	Georgetown	W, 11-1
5/4	Georgetown	W, 12-1
5/9	IUPUI	W, 14-3
5/10	University of Chicago	W, 3-1

BIG EAST Championship (2-2)

Dodd Stadium

Norwich, Connecticut

5/13	vs. Villanova	L, 5-10
5/14	vs. Seton Hall	W, 4-3
5/15	vs. West Virginia	W, 8-1
5/15	vs. Villanova (11)	L, 4-5

!Millington, Tenn. (USA Stadium)

OKP Grand Rapids, Mich. (Old Kent Park)

1998 - RECORD: 41-17

BIG EAST: 15-4 (2nd)

BIG EAST Tournament Runner-up

ACC/Disney Blast (1-2)

Disney Wide World of Sports Stadium
Orlando, Florida

1/30	vs. Florida State	W, 10-1
1/31	vs. North Carolina State	L, 8-10
2/1	vs. Duke	L, 1-3
2/14	at New Orleans (11)	L, 3-4
2/14	vs. Loyola (LA)!	W, 5-2
2/20	at Miami (FL)	L, 3-18
2/21	at Miami (FL)	L, 2-27
2/22	at Miami (FL)	L, 3-17
2/25	Central Michigan	W, 7-5

Diamond Classic (3-0)

Bosse Field

Evansville, Indiana

2/27	at Evansville	W, 6-1
2/28	vs. Purdue	W, 12-6
3/1	vs. Indiana	W, 6-5

Wolff Stadium (2-1)

San Antonio, Texas

3/7	vs. Southwest Texas	L, 4-9
3/8	vs. Southwest Texas	W, 8-0
3/9	vs. Brigham Young	W, 15-4

Irish Baseball Classic (1-0)

Wolff Stadium

San Antonio, Texas

3/11	vs. Southern Illinois	W, 4-3
3/24	Cincinnati	W, 3-2
3/25	Indiana Tech	L, 2-7
3/26	Northeastern Illinois (7)	L, 4-10
3/26	Northeastern Illinois (7)	W, 11-6
3/27	Indiana Tech	W, 15-3
3/28	Georgetown (7)	W, 7-6
3/28	Georgetown	W, 19-7
3/29	Georgetown	W, 10-2
4/1	Western Michigan	W, 8-1
4/2	Bowling Green (11)	W, 6-4
4/4	at Boston College (7)	W, 5-2
4/4	at Boston College	W, 6-4
4/5	at Boston College	W, 16-6
4/7	Ball State	L, 3-4
4/8	Chicago State	W, 11-5



Christian Parker's strong 1996 season (8-3, 4.24 ERA, 56 Ks) led to him being selected by the Montreal Expos in the fourth round of the 1996 draft. He later was traded to the New York Yankees organization and drew an opening-week start with the Yankees in 2001.

Did You Know?

Notre Dame ended the 1994 season with an 8-0 shutout loss to Auburn in the NAAs but the Irish then scored in their next 133 games (1995-97) to set the team record for scoring streak. That mark was broken with a 231-game scoring streak from 1999-2002 while the 2002-06 teams combined to score in 215 straight.



Notre Dame's record-setting 1997 lineup, led by assistant coach **Cory Mee** (from left), included the following players (listed in typical batting order): senior CF **Randall Brooks** (.366, 3 HR), freshman RF **Jeff Perconte** (.283, 3 HR), senior C/DH **Mike Amrhein** (.394, 14 HR), sophomore DH/C **Jeff Wagner** (.374, 17 HR), freshman SS **Brant Ust** (.372, 11 HR), sophomore LF **Allen Greene** (.365, 7 HR), freshman 1B **Jeff Felker** (.319, 4 HR), junior 2B **Todd Frye** (.308, 0 HR) and senior 3B **J.J. Brock** (.365, 3 HR).

Year-by-Year Results

4/11	Villanova (7)	W, 9-4
4/11	Villanova	W, 14-10
4/13	Wisconsin-Milwaukee (7)	W, 4-1
4/14	Manchester (7)	W, 11-1
4/14	Manchester (7)	W, 3-2
4/15	Purdue	W, 7-1
4/18	vs. Pittsburgh (TRS) (7)	W, 11-0
4/18	vs. Pittsburgh (TRS)	W, 12-1
4/21	vs. Michigan (OKP)	W, 9-1
4/22	Valparaiso (9)	W, 1-0
4/22	Valparaiso (7)	W, 3-1
4/23	Toledo	W, 15-4
4/25	at Seton Hall (7)	L, 4-5
4/25	at Seton Hall	W, 11-3
4/27	at Seton Hall	W, 6-1
4/28	Michigan State	L, 1-4
5/2	West Virginia (7)	W, 4-3
5/2	West Virginia (10)	L, 9-11
5/3	West Virginia (15)	W, 5-3
5/9	St. John's (7)	L, 0-3
5/9	St. John's	W, 2-1
5/10	St. John's	L, 5-6

BIG EAST Championship (3-2)

Dodd Stadium

Norwich, Connecticut

5/13	vs. West Virginia	W, 5-4
5/14	vs. St. John's	W, 3-2
5/15	vs. Rutgers (10)	L, 6-7
5/16	vs. Providence	W, 9-7
5/16	vs. Rutgers	L, 0-12

!New Orleans, La. (Univ. of New Orleans)

TRSPittsburgh, Pa. (Three Rivers Stadium)

OKPGrand Rapids, Mich. (Old Kent Park)

1999 - RECORD: 43-18

BIG EAST: 20-5 (1st)

BIG EAST Tournament: 1-2

NCAA Tournament

2/19	vs. James Madison!	W, 8-4
2/19	at Florida International	L, 1-14
2/20	at Florida International	L, 2-3
2/21	at Florida International	L, 0-12

Univ. of New Orleans Invitational (2-1)

Maestri Field

New Orleans, LA

2/26	vs. Missouri (8)	L, 1-13
2/27	at New Orleans	W, 14-11
2/28	vs. Southern Illinois	W, 15-5

V.J. Keefe Field (2-2)

San Antonio, Texas

3/6	vs. Penn State	L, 5-6
3/7	vs. Penn State	W, 3-1
3/7	vs. Yale	L, 3-4
3/8	vs. Dallas	W, 19-16



Alex Shilliday's stellar four-year career (25-17, 4.41 ERA, 265 Ks in 290 IP from 1996-99) included five shutout innings to beat Florida State in the 1998 season opener (H, BB, 6 Ks) and the first two innings in Notre Dame's near-no-hit victory versus Miami in 1999 (1-0).

Irish Baseball Classic (4-0)

Wolf Stadium

San Antonio, Texas

3/10	vs. Penn State	W, 6-3
3/11	vs. Creighton	W, 5-4
3/12	vs. St. Mary's (TX)	W, 4-3
3/13	vs. Creighton	W, 5-3
3/20	at West Virginia (7)	W, 4-1
3/20	at West Virginia	W, 6-4
3/23	Western Michigan	W, 12-8
3/27	at Villanova (RAF)	W, 4-0
3/27	at Villanova (RAF)	W, 10-8
3/28	at Rutgers (7)	W, 10-1
3/28	at Rutgers	L, 1-17
3/30	Wisconsin-Milwaukee	W, 7-6
4/1	Providence (7)	W, 5-4
4/1	Providence	W, 6-5
4/3	Connecticut (7)	W, 11-7
4/3	Connecticut	W, 11-8
4/5	Detroit	W, 6-4
4/6	at Northwestern	L, 10-20
4/7	Bowling Green	W, 14-10
4/10	Pittsburgh (7)	W, 4-1
4/10	Pittsburgh	W, 3-2
4/11	Pittsburgh	W, 9-8
4/14	Cleveland State	W, 6-3
4/17	Boston College (8)	L, 7-10
4/17	Boston College	W, 9-6
4/18	Boston College	W, 11-8

4/20	vs. Michigan (OKP)	W, 14-4
4/22	Central Michigan	W, 3-1
4/24	Seton Hall (7)	W, 8-7
4/24	Seton Hall	L, 1-7
4/25	Seton Hall	W, 17-8
4/27	Illinois-Chicago (5)	W, 3-1
4/28	Chicago State (7)	L, 4-6
4/30	Oakland (MI) (10)	W, 7-6
5/1	Oakland (MI) (7)	W, 9-1
5/1	Oakland (MI)	W, 10-5
5/8	at Georgetown (7)	W, 8-2
5/8	at Georgetown	W, 11-5
5/9	at Georgetown	W, 11-5
5/11	Miami (FL)	L, 3-5
5/12	Miami (FL)	W, 1-0
5/15	at St. John's (7)	L, 4-5
5/15	at St. John's	W, 5-2
5/16	at St. John's	L, 5-14

BIG EAST Championship

Waterfront Stadium

Trenton, New Jersey (1-2)

5/19-20	vs. West Virginia	W, 7-2
5/21	vs. Seton Hall	L, 3-11
5/22	vs. Providence	L, 4-8

NCAA South Bend Regional (1-2)

Eck Stadium

South Bend, Indiana

5/28	Creighton	W, 8-1
5/29	Cal State Fullerton	L, 3-6
5/29	Michigan	L, 5-11

!Miami, Fla. (Florida International)

RAFPPhiladelphia (Richie Ashburn Field)

OKPGrand Rapids, Mich. (Old Kent Park)

2000 - RECORD: 46-18

BIG EAST: 18-7 (2nd)

BIG EAST Tournament: 1-2

NCAA Tournament

Service Academies Classic (2-1)

Millington and Memphis, Tennessee

2/24	vs. Air Force	W, 6-0
2/25	vs. Ohio State	L, 4-5
2/27	at Memphis	W, 4-3

Hormel Foods Baseball Classic (2-1)

Metrodome

Minneapolis, Minnesota

3/3	vs. Wake Forest	W, 8-5
3/4	vs. Minnesota	L, 7-9
3/5	vs. Georgia	W, 6-4
3/7	Manchester College	W, 5-1

Kennel Clubs Classic (7-1)

Wolfson Park (3/11)

University of North Florida (3/12-18)

Jacksonville, Florida (7-1)

3/11	vs. Duquesne	W, 5-1
3/11	vs. Central Michigan	W, 5-0
3/12	vs. Illinois	W, 5-1
3/13	at North Florida	L, 1-6
3/15	vs. Butler	W, 3-2
3/16	vs. Iowa	W, 3-2
3/17	vs. Akron	W, 10-3
3/18	vs. Illinois	W, 12-3
3/22	Detroit	W, 10-3
3/25	at Villanova (RAF) (7)	W, 4-0
3/25	at Villanova (RAF) (10)	W, 7-3
3/26	at Villanova (RAF)	L, 5-11
3/29	Wisconsin-Milwaukee	L, 3-14
3/30	Siena Heights	W, 9-2
4/1	at Connecticut (7)	W, 8-3

4/1	at Connecticut	L, 1-8
4/2	at Connecticut	W, 9-2
4/5	Valparaiso	W, 7-2
4/6	IUPUI	W, 7-3
4/8	Boston College	W, 12-1
4/9	Boston College (7)	W, 10-6
4/9	Boston College	L, 1-11
4/11	Purdue	L, 5-7
4/12	Bowling Green	W, 2-1
4/13	Toledo	W, 6-3
4/15	at West Virginia (10)	W, 3-1
4/15	at West Virginia	L, 2-7
4/16	at West Virginia	W, 4-3
4/18	Chicago State	W, 12-2
4/18	Chicago State	W, 4-1
4/20	at Seton Hall (7)	W, 11-5
4/20	at Seton Hall	W, 5-1
4/22	at Georgetown (7)	W, 5-1
4/22	at Georgetown	W, 12-1
4/25	vs. Western Michigan (SF)	L, 7-11
4/26	vs. Michigan (OKP) (11)	W, 5-4
4/27	Cleveland State	W, 9-6
4/29	St. John's (7)	W, 8-3
4/29	St. John's	L, 4-6
4/30	St. John's	W, 9-8
5/2	Northwestern	L, 4-9
5/3	Oakland	W, 9-3
5/3	Oakland	W, 5-3
5/6	Pittsburgh (7)	W, 7-0
5/6	Pittsburgh (10)	W, 11-8
5/7	Pittsburgh	L, 18-22
5/13	Rutgers (7)	L, 6-16
5/13	Rutgers	W, 4-3
5/14	Rutgers	W, 10-6

BIG EAST Championship (1-2)

Somerset Ballpark

Bridgegewater, New Jersey

5/17	vs. Boston College	L, 3-4
5/18	vs. Pittsburgh	W, 15-7
5/19	vs. Boston College	L, 5-6



Mike Amrhein was a 99th-round pick of the New York Yankees after a disappointing junior season ('96) but he returned for a memorable 1997 (.394, 14 HR, 71 RBI) and was selected in the 10th round by the Chicago Cubs.

Did You Know?

Notre Dame played 38 consecutive doubleheaders from 1997-2001 without being swept by the opponent, with the Irish posting a 68-19 conference record (.782) during that stretch spanning parts of five seasons.



Jeff Wagner (left) and **Brant Ust** (right) spent three seasons together on the Notre Dame baseball team (1997-99). Both players ended their careers after the '99 season, with Wagner holding off the younger Ust for the Irish career home run record (49, to Ust's 46).

Did You Know?

Notre Dame compiled a 99-31-1 combined record during the 2001 and '02 seasons, representing the third-most wins in Division I baseball during that two-year span (behind Florida State's 107 and South Carolina's 106). More than half (16) of Notre Dame's 31 losses during those two seasons came by a single run, plus four two-run losses — with an average loss margin of only 2.7 runs during Notre Dame's 2001 and '02 defeats. Notre Dame's eight postseason losses in 2001 and '02 included five by one run, one by two runs and another by three runs (with a 1.9 average postseason margin of defeat in that two-year span).

NCAA Starkville Regional (3-2)

Dudy Noble Field

Starkville, Mississippi

5/26	vs. Tulane	W, 8-4
5/27	at Mississippi State	L, 1-8
5/27	vs. Tulane	W, 10-6
5/28	at Mississippi State	W, 7-0
5/28	at Mississippi State	L, 9-10

RAFPPhiladelphia (Richie Ashburn Field)

OKPGrand Rapids, Mich. (Old Kent Park)

SKLamazeo, Mich. (Sutherland Field)

2001 — RECORD: 49-13-1

BIG EAST: 22-4 (1st)

BIG EAST Tournament: 1-2

NCAA Tournament

Mississippi State Classic (2-1)

Dudy Noble Field

Starkville, Mississippi

2/17	vs. New Orleans	L, 6-7
2/17	at Mississippi State	W, 7-5
2/18	at Mississippi State (11)	W, 4-2

Alamo Invitational (3-0)

V.J. Keefe Field

San Antonio, Texas

2/23	vs. Texas-San Antonio	W, 8-3
2/24	vs. Texas-Pan American	W, 14-9
2/25	vs. Sam Houston State	W, 7-4

Devil Rays Invitational (1-1)

Florida Power Park

St. Petersburg, Florida

3/2	vs. Florida Atlantic	W, 3-0
3/3	vs. USF	L, 1-6
3/10	at Univ. of the Pacific	W, 5-2
3/10	vs. Eastern Michigan	W, 4-3

Fresno State Peppi Classic (5-0-1)

Beiden Field

Fresno, California


3/12	vs. New Mexico	W, 3-0
3/13	vs. Navy (10)	T, 4-4
3/14	at Fresno State (10)	W, 5-4
3/15	vs. Miami (OH) (11)	W, 3-2
3/16	vs. Illinois	W, 9-5

3/17	vs. Portland	W, 6-6
3/21	Cleveland State	W, 3-0
3/23	at Pittsburgh (7)	W, 3-0
3/23	at Pittsburgh	W, 3-0
3/25	at Virginia Tech (7)	L, 2-3
3/25	at Virginia Tech	L, 8-9
3/28	Toledo	W, 6-1
3/29	Hillsdale	W, 9-2
3/31	Seton Hall (7)	W, 6-0
3/31	Seton Hall	W, 6-1
4/1	Seton Hall	W, 15-3
4/3	Ball State	L, 3-4
4/4	Dayton	W, 8-1
4/7	at Rutgers (7)	W, 10-2
4/7	at Rutgers	W, 8-2
4/8	at Rutgers (11)	W, 5-4
4/10	Chicago State	W, 5-2
4/11	Detroit	W, 9-8
4/12	Georgetown (7)	W, 15-4
4/12	Georgetown	W, 17-10
4/14	West Virginia (7)	W, 4-1
4/14	West Virginia	W, 8-1
4/19	Central Michigan	W, 6-4
4/21	Villanova (7)	W, 7-1
4/21	Villanova	W, 15-2
4/22	Villanova	W, 8-3
4/24	Bowling Green	W, 5-2
4/25	Valparaiso (7)	W, 7-3
4/25	Valparaiso (7)	L, 3-7
4/28	at St. John's (7)	W, 3-2
4/28	at St. John's	W, 5-0
4/29	at St. John's	W, 7-3
5/1	vs. Michigan (OKP)	W, 9-1
5/2	Western Michigan	L, 6-7
5/5	Connecticut (7)	W, 6-1
5/5	Connecticut	W, 13-12
5/6	Connecticut	L, 12-19
5/12	at Boston College (7)	W, 8-2
5/12	at Boston College	W, 8-4
5/13	at Boston College	L, 6-7

BIG EAST Championship (1-2)

Commerce Bank Ballpark Bridgewater, New Jersey

5/17	vs. Virginia Tech	L, 3-4
5/18	vs. Rutgers	W, 6-2
5/18	vs. Virginia Tech	L, 2-5



Paul O'Toole circles the bases after hitting a booming two-run shot over the Dudy Noble Field rightfield fence in Notre Dame's stunning 7-0 win over Mississippi State at the 2000 NCAA Starkville Regional. O'Toole also had a two-run double in the game and was one of five Irish players named to the all-regional team, with the others including senior 1B **Jeff Felker**, senior RHP **Danny Tamayo**, junior SS **Alec Porzel** and freshman LF **Kris Billmaier**.

NCAA South Bend Regional (3-2)

Eck Stadium

South Bend, Indiana

5/25	Wisconsin-Milwaukee	W, 12-4
5/27	Florida International (10)	L, 6-7
5/27	UC Santa Barbara (10)	W, 11-10
5/29	Florida International	W, 5-2
5/29	Florida International	L, 4-5

!Stockton, Calif. (Univ. of the Pacific)

OKPGrand Rapids, Mich. (Old Kent Park)

2002 — RECORD: 50-18

BIG EAST: 18-8 (1st)

BIG EAST Tournament Champions NCAA Tournament College World Series Participant

Univ. of New Orleans Invitational (1-2)

Maestri Field

New Orleans, LA

2/22	vs. Missouri (10)	W, 7-6
2/23	at New Orleans	L, 7-8
2/24	vs. Southern Illinois	L, 2-6

Homestead Challenge (3-1)

Homestead Sports Complex

Homestead, Florida

3/1	vs. Duquesne	W, 6-0
3/2	vs. Fairfield	W, 6-4
3/2	vs. Florida International	L, 4-13
3/3	vs. Sacred Heart	W, 4-1

Round Rock College Classic (1-3)

Dell Diamond

Round Rock, Texas

3/8	vs. TCU	L, 3-7
3/9	vs. USC	W, 15-8
3/10	vs. Texas-Pan American	L, 5-6
3/11	vs. Creighton	L, 6-8

Irish Baseball Classic (4-0)

Wolff Stadium

San Antonio, Texas

3/13	vs. Creighton	W, 6-2
3/14	vs. Southern Illinois	W, 5-3
3/15	vs. Ark.-Little Rock	W, 7-5
3/16	vs. Southern Illinois	W, 3-2

3/23	at Connecticut (7)	L, 3-4
3/23	at Connecticut (11)	L, 8-9
3/24	at Connecticut	L, 6-13
3/28	at West Virginia (7)	L, 2-4
3/28	at West Virginia (10)	W, 10-6
3/30	at Georgetown (SPF) (7)	W, 10-6
3/30	at Georgetown (SPF)	W, 12-3
4/1	Brigham Young	W, 1-0
4/3	Valparaiso (7)	W, 16-0
4/3	Valparaiso (7)	W, 12-1
4/6	St. John's (7)	W, 4-1
4/6	St. John's	L, 3-4
4/7	St. John's	W, 5-2
4/9	Western Michigan	W, 5-4
4/11	Pittsburgh (7)	L, 5-7
4/11	Pittsburgh	W, 12-2
4/12	Virginia Tech (11)	W, 2-1
4/12	Virginia Tech	W, 4-2
4/15	Central Michigan	W, 10-9
4/16	Ball State	W, 10-1
4/17	Toledo	W, 15-4
4/20	at Seton Hall	W, 9-4
4/21	at Seton Hall (7)	W, 4-2
4/21	at Seton Hall	W, 6-1
4/23	Chicago State	W, 9-8
4/24	Bowling Green	W, 3-2
4/26	Arizona State	W, 9-4
4/30	vs. Michigan (OKP)	W, 7-4
5/1	Oakland (MI)	W, 11-5
5/4	Rutgers (7)	W, 6-5
5/4	Rutgers	W, 7-2
5/5	Rutgers	L, 0-11
5/11	at Villanova (RAF)	L, 7-8
5/12	at Villanova (RAF) (7)	W, 8-1
5/12	at Villanova (RAF)	W, 9-5
5/15	Rochester	W, 10-3
5/15	Detroit	W, 23-1
5/17	Boston College	W, 8-2
5/18	Boston College (7)	W, 10-6
5/18	Boston College	W, 5-2

BIG EAST Championship (3-1)

Commerce Bank Ballpark Bridgewater, New Jersey

5/23	vs. Rutgers	W, 8-3
5/24	vs. Virginia Tech	W, 8-4
5/25	vs. Rutgers	L, 3-4
5/25	vs. Rutgers (10)	W, 3-2



Notre Dame celebrates its championship at the 2001 Fresno State Classic, with the Irish later going on to claim the number-one national ranking.

Year-by-Year Results



The senior pitching duo of **Aaron Heilman** (left) and **Danny Tamayo** combined in 2001 for a 23-3 record in 227 innings, with a 2.22 combined ERA and .202 opponent batting average, 217 Ks (8.6/9 IP), 48 walks (1.9/9 IP) and 166 hits allowed (6.6/9 IP), plus 17 complete games between them and three shutouts each.

NCAA South Bend Regional (3-0)

Eck Stadium

South Bend, Indiana

5/31	Ohio State	W, 8-6
6/1	South Alabama	W, 25-1
6/2	Ohio State	W, 9-6

NCAA Florida State Super Regional (2-1)

Hawser Stadium

Tallahassee, Florida

6/7	at Florida State	W, 10-4
6/9	at Florida State	L, 5-12
6/10	at Florida State	W, 3-1

College World Series (1-2)

Rosenblatt Stadium

Omaha, Nebraska

6/15	vs. Stanford	L, 3-4
6/17	vs. Rice	W, 5-3
6/18	vs. Stanford	L, 3-5

SPFBethesda, Md. (Shirley Povich Field)

RAFPPhiladelphia (Richie Ashburn Field)

FTBBComstock Park, Mich. (5th/3rd Park)

OKPGrand Rapids, Mich. (Old Kent Park)

2003 – RECORD: 45-18

BIG EAST: 16-7 (3rd)

BIG EAST Tournament Champions

NCAA Tournament

2/21	vs. Dayton!	W, 10-9
2/22	vs. Newman!	W, 15-5
2/22	at Arizona State	L, 3-16
2/24	at Arizona State	L, 8-14

Metrodome Classic (1-2)

Metrodome

Minneapolis, Minnesota

2/28	vs. Nebraska	L, 1-7
3/1	vs. Minnesota	L, 2-8
3/2	vs. Wake Forest (13)	W, 2-1

Kennel Club Classic (6-1)

Jacksonville, Florida

3/8	vs. Vanderbilt (10) (UNF)	W, 3-1
3/10	vs. Navy (UNF)	W, 7-3
3/11	at North Florida	W, 6-1
3/12	at Jacksonville (10)	L, 6-9
3/13	vs. Eastern Illinois (UNF)	W, 3-2
3/14	vs. Navy (UNF)	W, 11-2

3/15	vs. Creighton (JU)	W, 10-3
------	--------------------	---------

3/23	at Villanova (13)	L, 2-3
------	-------------------	--------

3/24	at Villanova (7)	W, 3-2
------	------------------	--------

3/24	at Villanova	W, 5-1
------	--------------	--------

3/25	Toledo	W, 8-3
------	--------	--------

3/26	Purdue	W, 8-5
------	--------	--------

3/29	Georgetown (7)	W, 6-2
------	----------------	--------

3/29	Georgetown	W, 13-3
------	------------	---------

3/30	Georgetown	W, 12-5
------	------------	---------

4/1	Detroit	W, 15-5
-----	---------	---------

4/2	Valparaiso	W, 13-4
-----	------------	---------

4/6	at St. John's (7)	W, 11-3
-----	-------------------	---------

4/6	at St. John's	W, 18-3
-----	---------------	---------

4/9	Western Michigan	W, 7-1
-----	------------------	--------

4/10	Chicago State (7)	W, 9-3
------	-------------------	--------

4/10	Bowling Green (7)	W, 7-2
------	-------------------	--------

4/12	vs. Creighton (ROS)	W, 2-1
------	---------------------	--------

4/13	at Creighton	W, 13-12
------	--------------	----------

4/14	Central Michigan	W, 8-3
------	------------------	--------

4/15	Eastern Michigan	L, 3-5
------	------------------	--------

4/17	Pittsburgh (7)	W, 5-2
------	----------------	--------

4/17	Pittsburgh	L, 3-5
------	------------	--------

4/19	Seton Hall (7)	W, 4-3
------	----------------	--------

4/19	Seton Hall	W, 9-3
------	------------	--------

4/22	Ball State	L, 1-3
------	------------	--------

4/23	Cleveland State	W, 13-1
------	-----------------	---------

4/24	IPFW	W, 13-3
------	------	---------

4/26	Connecticut (7)	W, 3-2
------	-----------------	--------

4/26	Connecticut	W, 11-4
------	-------------	---------

4/27	Connecticut	W, 6-3
------	-------------	--------

4/29	vs. Michigan (FTBB)	L, 4-8
------	---------------------	--------

4/30	Oakland	W, 4-1
------	---------	--------

5/3	West Virginia (7)	W, 1-0
-----	-------------------	--------

5/3	West Virginia	L, 5-7
-----	---------------	--------

5/4	West Virginia	L, 1-5
-----	---------------	--------

5/10	at Rutgers (7)	W, 2-0
------	----------------	--------

5/10	at Rutgers	L, 2-10
------	------------	---------

5/11	at Rutgers (19)	L, 3-5
------	-----------------	--------

5/13	Cincinnati	W, 9-6
------	------------	--------

5/14	Butler (7)	W, 4-1
------	------------	--------

5/16	at Virginia Tech (7)	W, 12-4
------	----------------------	---------

5/16	at Virginia Tech	L, 5-11
------	------------------	---------

BIG EAST Championship (3-1)

Commerce Bank Ballpark

Bridgewater, New Jersey

5/22	vs. West Virginia	W, 9-1
5/23	vs. Rutgers	W, 9-3
5/24	vs. Rutgers	L, 11-15
5/24	vs. Rutgers	W, 11-3

NCAA Fullerton Regional (2-2)

Goodwin Field

Fullerton, California

5/30	vs. Arizona	W, 13-5
5/31	at Cal State Fullerton	L, 3-4
5/31	vs. San Diego	W, 6-3
6/1	at Cal State Fullerton	L, 1-8

!Tempe, Ariz. (Arizona State)

UNJacksonville, Fla. (Harmon Stadium)

JUJacksonville, Fla. (Sessions Stadium)

ROS Omaha, Neb. (Rosenblatt Stadium)

FTBBComstock Park, Mich. (5th/3rd Park)

2004 – RECORD: 51-12

BIG EAST: 20-6 (1st)

BIG EAST Tournament Champions

NCAA Tournament

USC Classic (2-0)

Dedeaux Field

Los Angeles, California

2/20	vs. San Diego State	W, 7-1
2/21	at USC (7)	W, 3-1

Florida Atlantic Classic (3-0)

FAU Baseball Stadium

Boca Raton, Florida

2/27	vs. Winthrop	W, 19-6
2/28	vs. Fla. Mem. (non-tour)	W, 12-3
2/28	at Florida Atlantic	W, 3-2
2/29	vs. Minnesota	W, 19-7

Alamo City Irish Baseball Classic (3-1)

Wolff Stadium

San Antonio, Texas

3/6	vs. Southern Illinois (11)	W, 12-11
3/7	vs. Texas-San Antonio	L, 9-17
3/8	vs. Penn State	W, 8-2
3/9	vs. Texas-San Antonio	W, 13-5

Round Rock College Classic (3-0)

Dell Diamond

Round Rock, Texas

3/11	vs. Penn State	W, 4-2
3/12	vs. Arizona	W, 4-2
3/13	vs. Texas Tech	W, 6-1
3/20	at Southern Illinois	L, 4-8
3/21	at Southern Illinois	W, 5-3

3/23	Central Michigan	L, 1-4
3/24	Detroit	W, 16-6
3/27	at West Virginia (10)	W, 5-3
3/27	at West Virginia	W, 4-0
3/28	at West Virginia	W, 6-2
3/31	Western Michigan	W, 12-3
4/1	Hillsdale	W, 10-2
4/3	Villanova (7)	W, 15-7
4/3	Villanova (10)	W, 6-5
4/4	Villanova	W, 13-1
4/6	Chicago State	W, 15-5
4/7	Valparaiso	W, 9-3
4/10	Boston College (7)	L, 4-7
4/10	Boston College	W, 6-4
4/12	St. John's (7)	W, 7-1
4/12	St. John's	L, 1-2
4/14	Oakland	W, 17-5
4/17	vs. Georgetown (SPF) (7)	W, 18-7
4/17	vs. Georgetown (SPF)	W, 11-4
4/18	vs. Georgetown (SPF)	W, 9-6
4/21	Toledo	W, 9-3
4/23	at Seton Hall (7)	L, 2-4
4/23	at Seton Hall	W, 4-3
4/25	at Pittsburgh (7)	L, 6-8
4/25	at Pittsburgh	L, 6-7
4/27	Ball State (15)	W, 7-6
4/28	Cleveland State	L, 5-12
4/29	Manchester	W, 10-0
4/30	IPFW	W, 7-5
5/9	at Connecticut (7)	W, 4-0
5/9	at Connecticut	W, 11-4
5/10	at Connecticut	W, 16-8
5/12	vs. Michigan (FTBB)	W, 3-2
5/15	Rutgers (7)	W, 1-0
5/15	Rutgers	W, 7-1
5/16	Rutgers	W, 5-3
5/18	Central Florida	W, 4-0
5/19	Central Florida	W, 2-3
5/21	Virginia Tech	W, 9-0
5/22	Virginia Tech	L, 10-11
5/23	Virginia Tech	W, 2-1

BIG EAST Championship (3-0)

Commerce Bank Ballpark

Bridgewater, New Jersey

5/27	vs. Boston College	W, 3-2
5/28	vs. St. John's	W, 9-2
5/29	vs. Boston College	W, 11-5



Matt Laird (left) twirled a memorable complete game to beat Rutgers in the 2003 BIG EAST title game while his fellow senior pitcher **Brandon Viloria** – the first Hawaiian ever to monogram with the Irish baseball program – departed with Notre Dame's career record for lowest career walk average (1.61 per 9.0 innings).



Tournament MVP **Matt Macri** (left) and ace pitcher **Grant Johnson** (above) helped the Irish win an unprecedented third straight BIG EAST tournament title in 2004.

NCAA South Bend Regional (2-2)

Eck Stadium

South Bend, Indiana

6/4	Kent State	L, 1-2
6/4	California-Irvine	W, 6-5
6/5	Kent State	W, 7-1
6/6	Arizona	L, 6-7

SPFBethesda, Md. (Shirley Povich Field)

FTBBComstock Park, Mich. (5th/3rd Park)

2005 – RECORD: 38-24-1

BIG EAST: 14-9-1 (3rd)

BIG EAST Tournament Champions

NCAA Tournament

2/18	vs. Florida A&M!	W, 18-3
2/19	at Central Florida!	L, 1-2
2/19	vs. Florida A&M!	W, 4-3
2/20	at Central Florida!	W, 4-2
2/26	vs. Dayton@	W, 10-2
2/26	vs. Dayton@ (11)	L, 9-13
2/27	vs. Dayton@	L, 10-11

Round Rock College Classic (0-2)

Dell Diamond

Round Rock, Texas

3/5	vs. Texas A&M	L, 5-13
3/7	vs. Texas State	L, 5-10

Alamo City Irish Baseball Classic (2-2)

Wolff Stadium

San Antonio, Texas

3/9	vs. Texas-San Antonio	L, 4-9
3/10	vs. Southwest Missouri	W, 6-4
3/11	vs. Oral Roberts	L, 8-15
3/12	vs. Southwest Missouri	W, 12-11
3/17	vs. Northern Illinois#	W, 10-6
3/18	at Evansville#	L, 3-10
3/19	vs. South Dakota State#	L, 7-13
3/22	Cincinnati	W, 10-4
3/24	Georgetown (7)	W, 6-2
3/24	Georgetown (12)	L, 8-9
3/26	Seton Hall	W, 8-2
3/26	Seton Hall	W, 4-1
3/29	Western Michigan	W, 9-5
3/30	Chicago State	W, 15-3
4/4	at Rutgers (7)	L, 3-5
4/4	at Rutgers (10)	L, 10-11
4/5	Toledo	W, 6-2
4/6	Ball State	L, 5-14
4/9	vs. Boston College\$ (7)	L, 2-8
4/9	vs. Boston College\$	W, 3-2
4/10	vs. Boston College\$	W, 3-0
4/12	Bowling Green	W, 14-2

4/13	Central Michigan (8)	L, 4-10
4/16	Connecticut	W, 3-2
4/16	Connecticut	W, 7-1
4/17	Connecticut	W, 9-7
4/20	Purdue (CS) (12)	W, 9-7
4/21	Valparaiso	W, 9-8
4/22	Villanova	W, 5-2
4/25	Villanova (7)	W, 9-4
4/25	Villanova (10)	T, 7-7
4/27	Manchester	W, 5-0
4/29	Cleveland State (13)	W, 7-6
4/30	Cleveland State	W, 13-3
5/7	at St. John's	L, 2-3
5/7	at St. John's (10)	L, 5-6
5/8	at St. John's	L, 1-3
5/10	Oakland	W, 7-2
5/11	vs. Michigan (FTBB)	L, 6-7
5/15	at Pittsburgh (7)	L, 1-4
5/15	at Pittsburgh	L, 5-8
5/16	at Pittsburgh	W, 21-1
5/17	Southern California	W, 13-6
5/18	Southern California	L, 3-9
5/20	West Virginia (7)	W, 3-1
5/20	West Virginia	W, 5-1
5/21	West Virginia	W, 7-3

BIG EAST Championship (3-0)

Commerce Bank Ballpark

Bridgewater, New Jersey

5/26	vs. Boston College	W, 6-5
5/27	vs. Pittsburgh	W, 4-2
5/28	vs. Pittsburgh	W, 11-4

NCAA Gainesville Regional (2-2)

McKethan Stadium

Gainesville, Florida

6/3	vs. North Carolina	L, 1-5
6/4	vs. Stetson	W, 7-4
6/5	vs. North Carolina	W, 3-0
6/5	at Florida	L, 3-23

!Orlando, Fla. (Bergman Stadium)

@Mesa, Ariz. (Hohokam Park)

#Evansville, Ind. (Braun Stadium)

\$Brockton, Mass. (Campanelli Stadium)

CSouth Bend, Ind. (Coveleski Stadium)

FTBBComstock Park, Mich. (5th/3rd Park)

2006 – RECORD: 45-17-1

BIG EAST: 21-5-1 (1st)

BIG EAST Tournament Champions

NCAA Tournament

Service Academies Classic (1-2)

USA Baseball Stadium

Millington, Tennessee

2/23	vs. Ind. St. (non-SAC)	W, 3-0
2/24	vs. Air Force	W, 8-2
2/25	vs. Memphis (10)	L, 6-7
2/26	vs. Oklahoma	L, 3-4

Dairy Queen Classic (0-3)

Metrodome

Minneapolis, Minnesota

3/3	vs. Nebraska	L, 1-11
3/4	vs. Minnesota	L, 0-8
3/5	vs. Arizona (10)	L, 0-2

UTSA Express Classic (4-0)

Wolff Stadium

San Antonio, Texas

3/10	vs. Texas A&M	W, 5-4
3/11	vs. Iowa	W, 16-2
3/12	vs. Illinois	W, 4-2
3/13	vs. Iowa	W, 6-2

Alamo City Irish Baseball Classic (3-1)

Wolff Stadium

San Antonio, Texas

3/16	vs. Iowa	W, 7-5
3/17	vs. Southern Illinois	W, 12-2
3/17	vs. Iowa	L, 8-10
3/18	vs. Southern Illinois	W, 4-0
3/21	Wright State	L, 2-4
3/22	Central Michigan	W, 11-9
3/25	vs. Georgetown (SPF)	L, 3-8
3/25	vs. Georgetown (SPF)	W, 12-2
3/26	vs. Georgetown (SPF)	W, 6-3
3/28	Valparaiso	W, 12-0
3/29	Western Michigan	W, 2-4
3/31	Pittsburgh	W, 6-1
4/1	Pittsburgh	W, 4-3
4/2	Pittsburgh	W, 9-8
4/4	Chicago State	W, 6-4



Shortstop **Greg Lopez** captained the Irish in 2005 and '06 before earning Academic All-America honors and going on to attend medical school.

4/5	Ball State	W, 6-4
4/7	at USF	W, 9-6
4/8	at USF	W, 10-4
4/9	at USF	W, 10-1
4/11	Oakland	W, 15-1
4/12	Manchester	W, 8-2
4/13	St. John's	W, 9-2
4/13	St. John's	W, 13-7
4/15	St. John's	W, 7-5
4/18	Toledo	W, 8-2
4/19	IPFW (10)	W, 4-3
4/21	Rutgers	W, 11-5
4/22	Rutgers	W, 15-3
4/23	Rutgers	W, 14-12
4/24	Purdue	W, 12-1
4/26	Bowling Green	L, 8-11
4/29	at Connecticut	W, 7-6
4/29	at Connecticut	W, 7-3
4/30	at Connecticut (13)	T, 1-1
5/2	Cleveland State	W, 12-1
5/5	Louisville	W, 11-3
5/6	Louisville	L, 4-5
5/7	Louisville	L, 6-9
5/13	at Seton Hall	L, 6-7
5/13	at Seton Hall	W, 14-12
5/14	at Seton Hall	L, 1-2
5/16	vs. Michigan (FTBB)	L, 1-3
5/18	at Villanova (VB)	W, 3-1
5/19	at Villanova (VB)	W, 6-2
5/20	at Villanova (VB)	W, 12-1

BIG EAST Championship (4-1)

Bright House Networks Field

Clearwater, Florida

5/23	vs. USF	W, 3-1
5/24	vs. West Virginia	W, 12-4
5/26	vs. St. John's	L, 1-10
5/26	vs. St. John's	W, 5-3
5/27	vs. Louisville	W, 7-0

NCAA Lexington Regional (0-2)

Hagan Stadium


Lexington, Kentucky

6/2	vs. Coll. of Charleston (16)	L, 4-5
6/3	at Kentucky	L, 4-10

SPFBethesda, Md. (Shirley Povich Field)

FTBBComstock Park, Mich. (5th/3rd Park)

VBPlumouth Meeting, Pa. (Villanova Ballpark)



Dan Kapala (below) emerged as a top starter in 2005 and led the way in the NCAA Regional shutout of North Carolina.

Year-by-Year Results



Dave Schrage

2007-10

4 seasons
119-104-1 (.533)

2007 — RECORD: 28-28

BIG EAST: 11-15 (7th)

BIG EAST Tournament: 0-2

2/17	vs. Prairie View A&M!	W, 15-8
2/17	vs. Texas State!	L, 1-2
2/18	vs. Texas State!	L, 0-6

Baseball at the Beach (1-2)

Coastal Federal Field

Myrtle Beach, South Carolina

2/23	vs. UNC Wilmington	L, 4-9
2/24	vs. TCU	W, 4-1
2/25	vs. Coastal Carolina	L, 0-4

Stetson Invitational (1-2)

Melching Field

Deland, Florida

3/2	at Stetson	L, 4-5
3/3	vs. Iowa (6)	L, 1-8
3/4	vs. Nebraska (7)	W, 16-6

Clearwater College Classic (1-2)

Jack Russell Stadium

Clearwater, Florida

3/10	vs. Sacred Heart	L, 0-3
3/11	vs. Duquesne	W, 14-3
3/11	vs. Harvard	L, 0-4
3/12	at Webber Int'l (10)	W, 11-8

Florida Gulf Coast Classic (3-1)

Swanson Stadium

Pt. Myers, Florida

3/14	vs. Dayton	W, 11-4
3/15	vs. New York Tech	W, 12-1
3/16	vs. Florida Gulf Coast	L, 3-5
3/17	vs. Dayton	W, 5-2
3/20	Cleveland State	W, 5-3
3/21	Western Michigan	W, 17-9
3/23	USF	W, 1-0
3/24	USF	L, 10-13
3/25	USF	L, 1-9
3/27	Central Michigan	L, 4-8
3/28	Chicago State	W, 14-4
3/30	at Pittsburgh	L, 2-4
3/31	at Pittsburgh	L, 0-5
4/3	Oakland	W, 7-3
4/5	at Cincinnati	L, 3-4
4/6	at Cincinnati	L, 3-4
4/7	at Cincinnati	W, 9-5
4/10	IPFW	W, 3-2
4/13	Georgetown	W, 10-0
4/14	Georgetown	L, 1-6
4/15	Georgetown	W, 11-2
4/17	Toledo	W, 8-7
4/18	Purdue (10)	W, 1-0
4/20	West Virginia	W, 5-2
4/21	West Virginia	W, 17-6
4/22	West Virginia	L, 7-16
4/24	Ball State	W, 7-3
4/28	at Rutgers	W, 15-3
4/28	at Rutgers	L, 0-7
4/29	at Rutgers	W, 6-4
5/1	Illinois-Chicago	W, 4-3
5/2	Franklin College	L, 3-4
5/4	Seton Hall	W, 3-1
5/5	Seton Hall	W, 6-4

5/6	Seton Hall	L, 1-15
5/12	at Louisville	L, 1-3
5/13	at Louisville	L, 3-4
5/14	at Louisville	L, 3-7
5/17	Connecticut	L, 0-5
5/18	Connecticut	W, 5-4
5/19	Connecticut	L, 6-7

BIG EAST Championship (0-2)

KeySpan Ballpark

Brooklyn, New York

5/22	vs. Rutgers (8)	L, 2-13
5/23	vs. Villanova	L, 2-3

(San Antonio, Texas (Wolff Stadium))

2008 — RECORD: 33-21-1

BIG EAST: 16-10 (3rd)

BIG EAST Tournament: 0-2

Winning Inning Invitational (1-2)

Jack Russell Stadium

Clearwater, Florida

2/22	vs. Liberty	L, 2-6
2/23	vs. Iowa (10)	W, 14-13
2/24	vs. Albany	L, 4-12

Palm Beach Classic (3-2)

Santaluces Baseball Complex

Santaluces, Florida

3/1	vs. Mount St. Mary's	W, 5-0
3/2	vs. St. Bonaventure	W, 6-4
3/2	vs. Boston College	L, 2-7
3/4	vs. Maine (10)	W, 11-10
3/6	vs. Lehigh	L, 2-4

Whataburger Classic (1-2)

Whataburger Field

Corpus Christi, Texas

3/7	vs. Texas A&M CC	L, 2-5
3/8	vs. South Alabama	W, 10-4
3/9	vs. Arizona	L, 0-16

Irish Classic (2-1)

Wolff Stadium

San Antonio, Texas

3/14	vs. Buffalo	W, 13-1
3/15	vs. Southern Illinois	W, 4-0
3/16	vs. Texas-Pan American	L, 8-10
3/17	Central Michigan	T, 2-2
3/20	at Georgetown (SPF)	W, 7-1
3/21	at Georgetown (SPF)	W, 7-1
3/22	at Georgetown (SPF)	W, 6-0
3/25	Ball State	W, 6-4
3/26	Wisconsin-Milwaukee	W, 14-3
3/29	Cincinnati	L, 3-5
3/29	Cincinnati	W, 4-3
3/30	Cincinnati	L, 3-4
4/4	Rutgers	W, 7-5
4/5	Rutgers	W, 11-2
4/6	Rutgers	W, 11-2
4/8	Valparaiso	W, 8-6
4/9	Manchester College	W, 13-8
4/11	at Villanova (VB)	W, 2-1
4/12	at Villanova (VB)	W, 8-5
4/13	at Villanova (VB)	W, 13-0
4/15	Toledo	W, 6-1
4/16	vs. Northern Illinois (USCF)	W, 5-4
4/18	at West Virginia	W, 8-4
4/19	at West Virginia	L, 6-11
4/20	at West Virginia	W, 9-4
4/22	Chicago State	W, 12-2
4/23	at IPFW	W, 5-0
4/25	St. John's	L, 3-10
4/26	St. John's	L, 4-6

4/27	St. John's	W, 8-4
4/29	Mississippi Valley State	W, 4-0
4/30	Mississippi Valley State	W, 13-2
5/2	at Connecticut	L, 7-9
5/3	at Connecticut	W, 8-2
5/4	at Connecticut	W, 4-3
5/9	Pittsburgh (10)	W, 5-4
5/10	Pittsburgh	L, 3-5
5/12	Western Michigan	L, 4-6
5/13	vs. Michigan (FTBB)	L, 12-15
5/15	at USF	L, 4-5
5/16	at USF (16)	L, 2-3
5/17	at USF	L, 8-9

BIG EAST Championship (0-2)

Bright House Networks Field

Clearwater, Florida

5/20	vs. USF	L, 3-9
5/21	vs. West Virginia	L, 2-3

SPFBethesda, Md. (Shirley Povich Field)

VBPPlymouth Meeting, Pa. (Villanova Ballpark)

USFCChicago, Ill. (U.S. Cellular Field)

FTBBComstock Park, Mich. (5th/3rd Park)

2009 — RECORD: 36-23

BIG EAST: 15-12 (5th)

BIG EAST Tournament: 3-2

BIG EAST-Big Ten Challenge (2-1)

2/20	vs. Ohio State (KP)	L, 0-2
2/21	vs. Illinois (MKF)	W, 14-7
2/22	vs. Purdue (JRS) (10)	W, 9-4

Phoenix Classic (1-2)

2/27	vs. Gonzaga (DS)	L, 3-7
2/28	vs. Dayton (DS)	W, 14-5
3/1	vs. Creighton (MF)	L, 3-6

Rice Classic (2-1)

Reckling Park

Houston, Texas

3/6	vs. Oral Roberts	W, 2-1
3/7	at Rice	L, 0-9
3/8	vs. Washington State	W, 7-3
3/10	vs. Grambling!	W, 3-2
3/11	vs. Grambling!	W, 10-7

Irish Baseball Classic (3-1)

Wolff Stadium

San Antonio, Texas

3/12	vs. Illinois State	L, 2-3
3/14	vs. Trinity	W, 11-8
3/15	vs. Texas Pan-American	W, 10-7
3/15	vs. Texas Pan-American	W, 7-2
3/17	Ball State	W, 5-4
3/18	Valparaiso	W, 10-4
3/20	Seton Hall	W, 10-4
3/21	Seton Hall	L, 4-9
3/22	Seton Hall	L, 4-11
3/24	Central Michigan	W, 14-8
3/25	Oakland	L, 5-6
3/27	at Pittsburgh	W, 5-4
3/28	at Pittsburgh	L, 7-15
3/29	at Pittsburgh	L, 11-14
4/1	Toledo	W, 11-7
4/3	Villanova	W, 3-1
4/4	Villanova	W, 4-0
4/4	Villanova	W, 9-3
4/9	at Cincinnati (11)	L, 4-5
4/11	at Cincinnati (7)	L, 3-7
4/11	at Cincinnati	W, 6-2
4/15	vs. Northwestern (USCF)	L, 1-5
4/17	West Virginia	L, 3-19
4/18	West Virginia	W, 8-6

4/18	West Virginia	W, 3-0
4/22	Michigan (7)	L, 2-3
4/22	Michigan (7)	W, 4-3
4/24	at Louisville	L, 7-8
4/25	at Louisville	W, 11-5
4/26	at Louisville	W, 13-12
4/28	Illinois-Chicago	L, 5-10
4/29	Bowling Green	W, 11-6
5/1	Connecticut	L, 5-8
5/2	Connecticut	L, 3-8
5/3	Connecticut	W, 5-4
5/8	USF	W, 5-5
5/9	USF	W, 6-6
5/10	USF	L, 5-6
5/11	Western Michigan	W, 3-3
5/12	vs. Illinois State (SCF)	W, 14-8
5/14	at St. John's	W, 9-1
5/15	at St. John's	W, 15-8
5/16	at St. John's	L, 6-10

BIG EAST Championship (3-2)

Bright House Networks Field

Clearwater, Florida

5/19	vs. St. John's	W, 14-5
5/20	vs. Louisville	L, 2-12
5/22	vs. St. John's	W, 11-10
5/23	vs. Louisville	W, 6-5
5/23	vs. Louisville	L, 6-7

(San Antonio, Texas (Wolff Stadium))

KPDunedin, Fla. (Knology Park)

MKBBradenton, Fla. (McKeechnie Field)

JRSClearwater, Fla. (Jack Russell Stadium)

DSPhoenix, Ariz. (Diablo Stadium)

MFPhoenix, Ariz. (Marich Field)

USFCChicago, Ill. (U.S. Cellular Field)

SCFJoliet, Ill. (Silver Cross Field)

2010 — RECORD: 22-32

BIG EAST: 10-17 (t-8th)

2/19	at Miss. Valley State	W, 12-4
2/20	vs. Miss. Valley State!	W, 8-3
2/21	vs. Miss. Valley State!	FW, 19-3

BIG EAST-Big Ten Challenge (1-2)

2/26	vs. Illinois (JRS)	L, 1-11
2/27	vs. Ohio State (BHF)	L, 2-10
2/28	vs. Penn State (WFC) (10)	W, 9-8



Shortstop Brett Lilley not only finished his career the NCAA leader in career hit-by-pitches, but he also remains the only Irish baseball player to ever earn first team Academic All-American in consecutive seasons.

Did You Know?

The Notre Dame baseball program has seen 62 of its players selected in the Major League Baseball draft during the past 17 seasons (1995-2012), led by 28 who were selected in the first 15 rounds (pictured on pg. 132-136) and 10 elite prospects who were selected in rounds 1-5. Those players include numerous who have advanced to class AAA, one position player and seven pitchers who have reached the big leagues, including **A.J. Pollock** (Diamondbacks), **Brad Lidge** (Phillies, Nationals), **Jeff Samardzija** (Cubs), **John Axford** (Brewers), **Jeff Manship** (Twins), **Aaron Heilman** (Mets, Cubs, Diamondbacks), **Kyle Weiland** (Red Sox, Astros) and **David Phelps** (Yankees).

Bright House Invitational (1-2)

Melching Field
DeLand, Florida

3/6	vs. Harvard	L, 6-9
3/6	vs. Kansas State	L, 2-5
3/7	at Stetson	W, 4-2
3/9	at Texas-Pan-American	L, 7-9
3/10	at Texas-Pan-American	L, 4-10

Irish Baseball Classic (2-2)

Wolff Stadium
San Antonio, Texas

3/11	vs. Bradley	W, 10-6
3/12	vs. Pacific	L, 4-8
3/13	vs. Gonzaga	W, 6-3
3/14	vs. Pacific	L, 2-3
3/20	Michigan State	L, 0-13
3/20	Michigan State	L, 4-7
3/21	Michigan State	L, 0-3
3/23	Ball State	W, 11-5
3/24	Illinois-Chicago	L, 5-10
3/26	at USF	L, 0-4
3/27	at USF	L, 3-6
3/27	at USF	L, 2-10
4/1	at Georgetown	L, 9-10
4/2	at Georgetown	W, 12-8
4/3	at Georgetown	L, 7-11
4/6	Oakland	W, 13-6
4/9	Rutgers	W, 9-8
4/10	Rutgers	L, 5-25
4/11	Rutgers (11)	L, 6-8
4/13	Chicago State	W, 6-4
4/16	at Seton Hall (10)	W, 6-5
4/17	at Seton Hall	W, 2-1
4/18	at Seton Hall	W, 7-4
4/20	at Michigan	L, 2-3
4/21	Michigan	L, 1-13
4/23	Cincinnati	W, 5-2
4/24	Cincinnati	L, 4-5
4/24	Cincinnati	W, 5-4
4/27	Toledo	W, 9-0
4/28	at Valparaiso	W, 8-1
4/30	St. John's	W, 14-5
5/1	St. John's	L, 1-8
5/2	St. John's	L, 4-9
5/8	at West Virginia	L, 6-22
5/8	at West Virginia	L, 5-6
5/9	at West Virginia	L, 3-10
5/12	Central Michigan	L, 2-12
5/14	at Villanova	L, 5-12
5/15	at Villanova (11)	W, 3-2
5/16	at Villanova	W, 4-1
5/20	Louisville	L, 3-6
5/22	Louisville (7)	L, 3-4
5/22	Louisville	L, 3-13

Greenville, Miss. (Legion Field)

JRSClearwater, Fla. (Jack Russell Stadium)

BHFClearwater, Fla. (Bright House Field)

WFCSt. Petersburg, Fla. (Walter Fuller Complex)



Mik Aoki
2011-

2 seasons
54-56-1 (.491)

2011 - RECORD: 23-29-1

BIG EAST: 13-13 (8th)

BIG EAST Tournament: 1-2

BIG EAST-Big Ten Challenge (2-1)

2/18	vs. Michigan State (FAEP)	L, 1-2
2/19	vs. Purdue (ALF)	W, 19-2
2/20	vs. Penn State (WFC)	W, 8-5
2/25	at Seattle!	W, 5-0
2/26	at Seattle!	L, 0-1
2/26	at Seattle!	L, 2-7

Coca-Cola Classic (1-3)

Winthrop Ballpark
Rock Hill, South Carolina

3/4	vs. Manhattan	L, 2-5
3/4	at Winthrop	L, 2-9
3/5	vs. Manhattan (10)	W, 5-4
3/5	at Winthrop	L, 2-7

Caravelle Resort Classic (2-1)

Wolff Stadium
Conway, South Carolina

3/12	vs. UAB	W, 3-0
3/12	at Coastal Carolina	L, 3-4
3/13	vs. Kent State	W, 2-0
3/15	at USA@ (10)	W, 5-4

Irish Baseball Classic (0-3-1)

Wolff Stadium
San Antonio, Texas

3/17	vs. Iowa (10)	L, 3-4
3/18	vs. Iowa	L, 2-11
3/19	vs. Gonzaga	L, 1-4
3/20	vs. Gonzaga (12)	T, 3-3
3/25	Georgetown	W, 3-2
3/26	Georgetown	W, 1-0
3/27	Georgetown	L, 3-4
3/28	UIC	L, 3-5
3/29	Central Michigan	W, 3-2
4/1	at Pittsburgh	L, 5-6
4/2	at Pittsburgh	L, 2-3
4/3	at Pittsburgh	W, 8-6
4/6	Western Michigan	W, 6-2
4/8	Connecticut	L, 1-3
4/9	Connecticut	L, 3-6
4/10	Connecticut	W, 14-4
4/15	West Virginia (10)	L, 4-6
4/15	West Virginia	W, 5-2
4/17	West Virginia	L, 1-8
4/21	at St. John's	L, 0-6
4/21	at St. John's	L, 1-4

4/29	Seton Hall	L, 1-2
4/30	Seton Hall (12)	W, 2-1
5/1	Seton Hall	W, 5-4
5/3	at Michigan	L, 1-2
5/4	Michigan (10)	L, 3-5
5/7	at Rutgers	W, 4-4
5/7	at Rutgers	W, 3-0
5/8	at Rutgers (14)	L, 2-3
5/13	USF	W, 8-0
5/14	USF	W, 10-5
5/14	USF	W, 6-3
5/17	Michigan State	L, 3-20
5/19	at Louisville	L, 2-14
5/20	at Louisville	L, 5-7
5/21	at Louisville	W, 2-1

BIG EAST Championship (1-2)

Bright House Networks Field
Clearwater, Florida

5/25	vs. Connecticut	L, 2-4
5/26	vs. West Virginia	W, 1-0
5/27	vs. Connecticut	L, 3-9

Seattle, Wash. (Husky Ballpark)

@San Antonio, Texas (Wolff Stadium)

FAEPDunedin, Fla. (Florida Auto Exchange Park)

ALFSt. Petersburg, Fla. (Al Lang Field)

WFCSt. Petersburg, Fla. (Walter Fuller Complex)

2012 - RECORD: 31-27

BIG EAST: 14-13 (7th)

BIG EAST Tournament: 2-2

BIG EAST-Big Ten Challenge (2-1)

2/17	vs. Illinois (WFC)	W, 13-12
2/18	vs. Iowa (JRS)	W, 5-2
2/19	vs. Purdue (ALF)	L, 8-15
2/25	vs. Hofstra-1!	W, 6-3
2/25	vs. Hofstra-2!	W, 10-8
2/26	vs. Hofstra!	W, 5-4
3/2	at Texas State	L, 0-6
3/3	at Texas State	L, 0-6
3/4	at Texas State	L, 0-5
3/10	vs. Michigan@	W, 2-0
3/11	vs. Michigan@	L, 5-6
3/11	at LSU	W, 1-1
3/14	vs. Texas-San Antonio#	W, 12-0

Irish Baseball Classic (2-2)

Wolff Stadium
San Antonio, Texas

3/15	vs. Houston Baptist	W, 7-3
3/16	vs. Kansas	W, 1-0
3/17	vs. Indiana State (10)	L, 4-6
3/18	vs. Indiana State	L, 1-6
3/20	Eastern Michigan	W, 12-4

3/21	IPFW	W, 8-1
3/23	Pittsburgh	W, 6-5
3/24	Pittsburgh	W, 3-2
3/25	Pittsburgh	W, 7-5
3/27	at Illinois-Chicago	L, 5-8
3/30	at USF (10)	W, 8-3
3/31	at USF	L, 6-11
4/1	at USF	L, 4-6
4/3	Toledo	W, 7-3
4/5	at Seton Hall (10)	L, 4-5
4/5	at Seton Hall (11)	L, 2-3
4/7	at Seton Hall	L, 0-2
4/10	at Michigan State	L, 2-8
4/11	Western Michigan	L, 4-5
4/13	Cincinnati	W, 10-9
4/14	Cincinnati	W, 6-5
4/15	Cincinnati	L, 2-6
4/20	at Georgetown	W, 5-2
4/20	at Georgetown	W, 7-4
4/21	at Georgetown	W, 14-4
4/25	Central Michigan	L, 4-9
4/27	St. John's	L, 4-6
4/27	St. John's	L, 4-6
4/29	St. John's	L, 1-3
5/1	Butler	W, 6-5
5/2	Valparaiso	L, 4-7
5/4	at Villanova	L, 9-10
5/5	at Villanova	W, 6-0
5/6	at Villanova	W, 5-4
5/11	Rutgers	W, 5-2
5/12	Rutgers	L, 6-11
5/13	Rutgers	W, 2-1
5/15	at Northwestern	W, 9-4
5/17	at Connecticut	L, 1-2
5/18	at Connecticut	W, 4-0
5/19	at Connecticut	L, 0-4

BIG EAST Championship (2-2)

Bright House Networks Field
Clearwater, Florida

5/23	vs. St. John's (7)	L, 2-12
5/24	vs. Rutgers	W, 9-0
5/25	vs. Seton Hall	W, 4-3
5/26	vs. St. John's	L, 1-2

JCarly, N.C. (USA Baseball Complex)

@Baton Rouge, La. (Alex Box Stadium)

#San Antonio, Texas (Wolff Stadium)

WFCSt. Petersburg, Fla. (Walter Fuller Complex)

JRSClearwater, Fla. (Jack Russell Stadium)

ALFSt. Petersburg, Fla. (Al Lang Field)



Notre Dame has played at four Major League parks in its history, including the Seattle Kingdome (1995 and 1996), Three Rivers Stadium (1998), Minneapolis Metrodome (1991, 2000, and 2006) and U.S. Cellular Field (pictured, 2008, and 2009).

Conference History

BIG EAST Tournament MVPs



Steve Stanley
2002



Javi Sanchez
2003



Matt Macri
2004



Matt Edwards
2005



Wade Korpi
2006

CAREER STATS - BIG EAST GAMES ONLY

(since 1996, regular-season games; minimum two seasons, 80 ABs)

Name (BE all-time rank)	GP	H	AB	2B	3B	HR	RBI	R	SB	BB	AVG
Craig Cooper (1)	83	120	270	18	2	12	63	83	18	48	.444
Randall Brooks (6)	41	69	165	12	4	5	32	40	8	13	.418
Brant Ust (8)	65	100	242	19	3	19	71	70	9	23	.413
J.J. Brock (19)	60	89	223	15	7	10	61	56	2	18	.399
Jeff Wagner (24)	71	98	251	17	4	24	83	67	1	40	.390
Steve Stanley	102	152	399	22	7	2	55	110	45	62	.381
Steve Sollmann	85	111	312	20	4	8	65	83	33	41	.356
Brian Stavisky	71	88	250	18	7	13	68	62	8	37	.352
A.J. Pollock	79	110	317	21	3	9	57	77	20	43	.347
Jeff Felker	85	102	298	26	2	12	60	69	1	24	.342
Brett Lilley	105	124	363	11	2	3	46	98	9	60	.342
David Mills	72	96	285	7	5	5	45	47	7	23	.337
Golden Tate	28	39	116	5	2	1	12	22	6	7	.336
Mike Amrhein	41	50	152	11	2	12	42	49	1	20	.329
Paul O'Toole	99	109	333	21	4	15	86	79	20	36	.327
Matt Edwards	72	80	255	18	1	8	63	52	9	36	.314
Andrew Bushey	85	90	287	24	3	5	64	39	0	27	.314
Alec Porzel	93	108	345	33	3	20	102	79	13	35	.313
Greg Lopez	95	97	311	17	1	1	52	54	5	20	.312
Sean Gaston	75	71	229	12	0	1	41	36	10	29	.310
Matt Bransfield	79	82	265	15	0	7	60	49	2	22	.309
Dan Leatherman	35	29	94	10	1	4	10	24	2	11	.309
Charlie Markson	41	30	99	4	1	1	10	18	13	14	.303
Matt Strickroth	56	26	86	4	1	2	18	14	0	4	.302

current players in **Bold**

Did You Know?

Notre Dame's run to the 1989 MCC Tournament title included four wins in a 23-hour span, due to rain delays and the immediacy of an automatic NCAA bid. The Irish defeated Dayton, 20-4, in a game that ended at 4:24 a.m. ... but that was just the beginning. The Notre Dame players grabbed what rest they could while beating Evansville (11-2) and Detroit, twice, (4-1, 21-10) for the program's first NCAA bid since 1970.

Conference Yearly Win-Loss Records

MIDWEST CITY

1983: 7-4 (2nd North), 0-2 in tournament
1984: 4-6 (3rd North)
1985: 8-4 (2nd North), 1-2 in tournament

Totals

- 20-18 overall (.526)
- 19-14 regular season (.576)
- 1-4 tournament (.200)

MIDWESTERN COLLEGIATE

1986: 5-7 (3rd North)
1988: 11-3 (1st North), 1-2 in tournament
1989: 21-9 (2nd North), Tournament champions (6-1)*
1990: 25-3 (1st North), Tournament runner-up (2-2)
1991: 18-5 (2nd), Tournament champions (4-0)
1992: 18-2 (1st), Tournament champions (4-0)*
1993: 23-4 (1st), Tournament champions (4-1)*
1994: 14-4 (1st), Tournament champions (4-1)*
1995: 11-4 (1st West), Tournament runner-up (3-2)

Totals

- Nine seasons, 174-50 overall (.777)
- 146-41 regular season (.781)
- 28-9 tournament (.757)
- Six first-place finishes
- Two runner-up finishes
- Five tournament titles
- Two tournament runner-ups

BIG EAST

1996: 13-7 (3rd National), Tournament runner-up (4-2)#
1997: 15-6 (1st National), 2-2 in tournament
1998: 15-4 (2nd), Tournament runner-up (3-2)
1999: 20-5 (1st), 1-2 in tournament#
2000: 18-7 (2nd), 1-2 in tournament#
2001: 22-4 (1st), 1-2 in tournament#
2002: 18-8 (1st), Tournament champions (3-1)*
2003: 16-7 (3rd), Tournament champions (3-1)*
2004: 20-6 (1st), Tournament champions (3-0)*
2005: 14-9-1 (3rd), Tournament champions (3-0)*
2006: 21-5-1 (1st), Tournament champions (4-1)*
2007: 11-15 (7th), 0-2 in tournament
2008: 16-10 (3rd), 0-2 in tournament
2009: 15-12 (5th), 3-2 in tournament
2010: 10-17 (t-8th), Failed to reach tournament
2011: 13-13 (8th), 1-2 in tournament
2012: 14-13 (7th), 2-2 in tournament

Totals

- 17 seasons, 305-173-2 overall (.638)
- 271-148-2 regular season (.646)
- 34-25 tournament (.576)
- Six first-place finishes
- Two runner-up finishes
- Five tournament titles
- Two tournament runner-up finishes

Overall Conference Totals

- 29 seasons, 499-241-2 overall (.674)
- 436-203-2 regular season (.682)
- 63-38 tournament (.624)
- 12 first-place finishes
- Four runner-up finishes
- 10 tournament titles
- Four tournament runner-up finishes
- * automatic NCAA bids
- # at-large NCAA bids

Starting Lineups



These lineups and rotations typically were taken from postseason play, with platoon starters and top reserves included below the starters. Pitching staffs indicate the top starters and key relievers. Players preceded by an asterisk (*) were lefthanded hitters/pitchers (# indicates switch hitters).

1988 (39-22)

*Pat Pesavento, SS, Sr.	385, 1 HR, 35 RBI, 38 SB
Steve Skupien, 2B/OF, Sr.	315, 2 HR, 25 RBI, 10 SB
*Dan Peltier, CF, So.	414, 7 HR, 70 RBI, 9 SB
*Tim Hutsen, 1B, Sr.	364, 18 HR, 74 RBI, 6 SB
Ed Lund, C, So.	285, 1 HR, 30 RBI, 4 SB
James Sass, RF, Jr.	301, 0 HR, 13 RBI, 16 SB
Chris Flynn, DH, Sr.	279, 7 HR, 34 RBI, 15 SB
Mike Moshier, 2B, Jr.	261, 2 HR, 26 RBI, 12 SB
*Mike Schib, Fr.	230, 0 HR, 16 RBI, 9 SB
*Mike Rotkis, DH, So.	372, 0 HR, 12 RBI, 4 SB
Pat O'Brien, OF, Sr.	258, 1 HR, 15 RBI, 2 SB

TEAM **307, 40 HR, 443 slug, 117 SB**

Erik Madsen, Jr.	8-4, 3.74, 96.1 IP, 56 SO
Brian Piotrowicz, So.	7-3, 1 SV, 4.86, 83.1 IP, 48 SO
Mike Passilla, Jr.	7-4, 1 SV, 5.30, 69.2 IP, 26 SO
*Kevin Chenail, Sr.	5-3, 5.00, 45.0 IP, 14 SO
Mike Harmon, Sr.	6-4, 4.5V, 5.18, 57.1 IP, 27 SO
Mike Coffey, So.	2-0, 5.79, 32.2 IP, 28 SO

TEAM **39-22, 6 SV, 5.43, 461.0 IP, 243 SO**

1989 (48-19-1)

*Pat Pesavento, SS, Gr.	376, 0 HR, 27 RBI, 38 SB
Mike Moshier, 2B, Sr.	287, 0 HR, 27 RBI, 11 SB
Dan Peltier, CF, Jr.	446, 15 HR, 93 RBI, 13 SB
Ed Lund, C, Jr.	328, 4 HR, 48 RBI, 4 SB
*Frank Jacobs, DH, So.	295, 6 HR, 38 RBI, 3 SB
James Sass, RF, Sr.	398, 3 HR, 64 RBI, 15 SB
*Craig Counsell, LF, Fr.	289, 0 HR, 32 RBI, 6 SB
*Joe Binkiewicz, 1B, Fr.	337, 4 HR, 44 RBI, 4 SB
*Mike Coss, 3B, So.	258, 1 HR, 31 RBI, 4 SB
Pat Eilers, OF, Sr.	307, 0 HR, 11 RBI, 10 SB
*Cory Mee, IF, Fr.	327, 0 HR, 7 RBI, 1 SB

TEAM **334, 36 HR, 450 slug, 119 SB**

Brian Piotrowicz, Jr.	11-4, 2.24, 112.1 IP, 72 SO
Erik Madsen, Sr.	10-4, 4.07, 104.0 IP, 65 SO
*Brian Conway, Fr.	5-4, 5.55, 71.1 IP, 31 SO
Mike Passilla, Jr.	6-2, 4.55, 57.1 IP, 24 SO
*Tony Livorsi, Jr.	4-1, 1 SV, 4.60, 58.2 IP, 33 SO
Mike Coffey, Jr.	7-2, 10 SV, 3.91, 69.0 IP, 51 SO

TEAM **48-19, 12 SV, 4.13, 543.0 IP, 308 SO**

1990 (46-12)

#Craig Counsell, 3B, So.	265, 4 HR, 34 RBI, 11 SB
Ed Lund, C, Sr.	311, 5 HR, 37 RBI, 12 SB
*Frank Jacobs, LF, Jr.	277, 11 HR, 49 RBI, 5 SB
*Eric Danapilis, CF, Fr.	429, 6 HR, 31 RBI, 12 SB
*Joe Binkiewicz, 1B, So.	322, 4 HR, 29 RBI, 6 SB
Mike Rotkis, RF, Sr.	347, 4 HR, 14 RBI, 2 SB
*Mike Coss, SS, Jr.	290, 2 HR, 33 RBI, 14 SB
Dan Bautch, DH, So.	267, 0 HR, 17 RBI, 29 SB
*Cory Mee, 2B.	241, 1 HR, 23 RBI, 4 SB
Adam Maisano, DH, Fr.	333, 7 HR, 37 RBI, 1 SB
*Edwin Hartwell, OF, Fr.	258, 2 HR, 15 RBI, 4 SB

TEAM **291, 49 HR, 438 slug, 117 SB**

Pat Leahy, Fr.	8-1, 3.14, 83.0 IP, 60 SO
Brian Piotrowicz, Sr.	7-3, 1 SV, 1.90, 80.2 IP, 53 SO
Alan Walania, Fr.	5-0, 1 SV, 3.09, 70.0 IP, 46 SO
David Sinnes, Jr.	9-2, 1 SV, 1.05, 68.2 IP, 77 SO
*Chris Michalak, Fr.	4-2, 6 SV, 3.28, 49.1 IP, 48 SO
Mike Coffey, Sr.	5-1, 2 SV, 2.45, 36.2 IP, 21 SO

TEAM **46-12, 12 SV, 3.00, 474.1 IP, 354 SO**

1992 (45-16)

#Greg Layson, 2B, Fr.	338, 2 HR, 29 RBI, 20 SB
*Craig Counsell, SS, Jr.	312, 2 HR, 37 RBI, 7 SB
*Frank Jacobs, LF, Sr.	333, 20 HR, 79 RBI, 9 SB
Eric Danapilis, RF, So.	374, 4 HR, 43 RBI, 10 SB
*Joe Binkiewicz, 1B, Jr.	379, 15 HR, 48 RBI, 2 SB
*Mike Coss, SS/C, Sr.	287, 2 HR, 24 RBI, 8 SB
*Cory Mee, CF, Jr.	355, 0 HR, 34 RBI, 3 SB
Dan Bautch, CF, Jr.	276, 1 HR, 14 RBI, 16 SB
Adam Maisano, DH, So.	216, 5 HR, 25 RBI, 2 SB
*Matt Haas, IF/C, Fr.	278, 3 HR, 15 RBI, 0 SB

TEAM **305, 62 HR, 474 slug, 91 SB**

*Chris Michalak, So.	9-1, 2.47, 87.1 IP, 68 SO
*Tom Price, Fr.	7-2, 4 SV, 2.55, 81.1 IP, 69 SO
Alan Walania, So.	11-5, 3 SV, 3.69, 90.1 IP, 45 SO
David Sinnes, So.	5-2, 4.73, 85.2 IP, 89 SO
Pat Leahy, So.	8-3, 4.76, 81.1 IP, 52 SO

TEAM **45-16, 14 SV, 4.01, 491.0 IP, 345 SO**

1992 (48-15)

#Greg Layson, 2B, So.	252, 0 HR, 8 RBI, 14 SB
*Cory Mee, 3B, Sr.	292, 5 HR, 50 RBI, 6 SB
*Craig Counsell, SS, Sr.	339, 12 HR, 63 RBI, 13 SB
Eric Danapilis, RF, Jr.	377, 6 HR, 62 RBI, 11 SB
*Joe Binkiewicz, 1B, Sr.	308, 10 HR, 55 RBI, 6 SB
*Edwin Hartwell, DH, Jr.	359, 3 HR, 16 RBI, 6 SB
*Paul Failia, LF, Fr.	292, 1 HR, 33 RBI, 14 SB
Dan Bautch, CF, Sr.	310, 1 HR, 15 RBI, 23 SB
Bob Lisanti, C, Fr.	279, 0 HR, 17 RBI, 5 SB
*Matt Haas, IF/C, So.	339, 2 HR, 13 RBI, 1 SB
Steve Verdusco, LF, Fr.	255, 1 HR, 16 RBI, 11 SB
Craig DeSensi, DH, Fr.	292, 0 HR, 16 RBI, 2 SB

TEAM **301, 45 HR, 444 slug, 119 SB**

David Sinnes, Jr.	8-1, 5 SV, 2.31, 58.1 IP, 59 SO
*Tom Price, So.	7-1, 2.80, 74.0 IP, 53 SO
*Chris Michalak, Jr.	10-5, 3 SV, 2.20, 118.2 IP, 64 SO
Alan Walania, Jr.	9-4, 1 SV, 2.94, 88.2 IP, 72 SO
Pat Leahy, Jr.	9-3, 3.16, 91.0 IP, 80 SO
Tim Kraus, Fr.	2-1, 1 SV, 3.13, 31.2 IP, 7 SO

TEAM **48-15, 10 SV, 3.06, 512.0 IP, 369 SO**

1993 (46-16)

#Greg Layson, 2B, Jr.	363, 3 HR, 34 RBI, 15 SB
*Edwin Hartwell, LF, Sr.	447, 13 HR, 68 RBI, 11 SB
*Paul Failia, SS, So.	346, 5 HR, 45 RBI, 8 SB
Eric Danapilis, CF, Sr.	438, 13 HR, 85 RBI, 13 SB
*Matt Haas, 3B/1B, Jr.	345, 4 HR, 61 RBI, 28 SB
Craig DeSensi, DH, So.	305, 9 HR, 43 RBI, 10 SB
*Ryan Topham, RF, Fr.	302, 6 HR, 31 RBI, 7 SB
Robbie Kent, 1B/3B, Fr.	291, 2 HR, 18 RBI, 2 SB
Bob Lisanti, C, Fr.	237, 1 HR, 28 RBI, 5 SB
Rowan Richards, OF, Fr.	280, 3 HR, 25 RBI, 10 SB

TEAM **334, 64 HR, 519 slug, 127 SB**

*Tom Price, Jr.	12-2, 1 SV, 3.53, 94.1 IP, 69 SO
David Sinnes, Sr.	10-3, 2.98, 84.2 IP, 90 SO
*Chris Michalak, Sr.	11-5, 3 SV, 4.76, 117.1 IP, 83 SO
Alan Walania, Jr.	5-3, 3 SV, 4.92, 75.0 IP, 73 SO
A.J. Jones, Fr.	3-0, 3 SV, 1.79, 40.1 IP, 22 SO

TEAM **46-16, 11 SV, 4.57, 502.2 IP, 392 SO**

1994 (46-16)

#Greg Layson, 2B, Sr.	305, 0 HR, 30 RBI, 31 SB
*Scott Sollmann, CF, Fr.	402, 0 HR, 27 RBI, 26 SB
*Ryan Topham, RF, So.	320, 10 HR, 55 RBI, 2 SB
Robbie Kent, 1B/3B, So.	402, 5 HR, 82 RBI, 7 SB
*Matt Haas, 3B/C, Sr.	353, 2 HR, 34 RBI, 9 SB
*George Restovich, DH, So.	347, 6 HR, 37 RBI, 1 SB
*Paul Failia, SS, Jr.	277, 1 HR, 31 RBI, 16 SB
Mark Mases, LF, So.	321, 0 HR, 41 RBI, 4 SB
Bob Lisanti, C, Jr.	267, 0 HR, 17 RBI, 4 SB
Robby Birk, OF/IF, Sr.	286, 2 HR, 24 RBI, 8 SB
Dennis Twombly, DH, Fr.	348, 5 HR, 24 RBI, 2 SB

TEAM **323, 39 HR, 474 slug, 124 SB**

*Tom Price, Sr.	14-5, 2.57, 140.1 IP, 85 SO
Darin Schmalz, Fr.	4-3, 3.59, 47.2 IP, 28 SO
Tim Kraus, Jr.	9-0, 1 SV, 2.73, 62.0 IP, 37 SO
*Greg Henebry, Fr.	3-1, 3.10, 29.2 IP, 23 SO
Larry Mohs, Fr.	4-2, 4 SV, 2.09, 60.1 IP, 41 SO
*Paul Prybilo, Fr.	1-0, 5 SV, 2.25, 28.1 IP, 25 SO

TEAM **46-16, 14 SV, 3.25, 513.0 IP, 335 SO**

1995 (40-21)

Craig DeSensi, 1B, Sr.	345, 8 HR, 48 RBI, 5 SB
*Scott Sollmann, CF, So.	406, 1 HR, 32 RBI, 23 SB
Mike Amrhein, 3B, So.	386, 7 HR, 69 RBI, 2 SB
*Ryan Topham, RF, Jr.	335, 18 HR, 79 RBI, 9 SB
Rowan Richards, LF, Jr.	284, 5 HR, 35 RBI, 5 SB
*George Restovich, C, Jr.	306, 9 HR, 50 RBI, 1 SB
Justin Scholl, DH, So.	297, 2 HR, 14 RBI, 0 SB
*J.J. Brock, SS, So.	238, 2 HR, 29 RBI, 4 SB
Randall Brooks, 2B, So.	333, 2 HR, 25 RBI, 5 SB
Christian Parker, DH, Fr.	287, 3 HR, 11 RBI, 1 SB
*Bob Lisanti, C, Sr.	injured (1 GP)

TEAM **316, 60 HR, 489 slug, 57 SB**

Darin Schmalz, So.	8-3, 4.01, 85.1 IP, 50 SO
Christian Parker, Fr.	4-5, 5.14, 68.1 IP, 34 SO
*Greg Henebry, So.	4-2, 4.47, 52.1 IP, 32 SO
Dan Stavisky, Fr.	5-1, 5.85, 47.2 IP, 30 SO
Larry Mohs, So.	2-2, 2 SV, 3.21, 33.2 IP, 27 SO
Tim Kraus, Sr.	4-3, 3 SV, 3.65, 44.1 IP, 21 SO
Rich Sauget, Sr.	2-1, 3 SV, 3.31, 32.2 IP, 27 SO

TEAM **40-21, 9 SV, 4.53, 510.2 IP, 320 SO**

1996 (44-18)

Randall Brooks, 2B, Jr.	396, 4 HR, 27 RBI, 15 SB
*Scott Sollmann, CF, Jr.	311, 2 HR, 25 RBI, 52 SB
Rowan Richards, RF, Sr.	303, 7 HR, 20 RBI, 1 SB
Mike Amrhein, LF, Jr.	323, 13 HR, 49 RBI, 8 SB
*George Restovich, 1B, Sr.	336, 7 HR, 68 RBI, 5 SB
Bob Lisanti, C, Gr.	344, 3 HR, 37 RBI, 2 SB
Jeff Wagner, DH/C, Fr.	287, 10 HR, 45 RBI, 0 SB
*J.J. Brock, 3B, Jr.	320, 3 HR, 41 RBI, 4 SB
*Paul Turco, SS, Fr.	247, 7 HR, 18 RBI, 4 SB
*Allen Greene, OF, Fr.	276, 1 HR, 14 RBI, 6 SB

TEAM **315, 58 HR, 485 slug, 97 SB**

Darin Schmalz, Jr.	9-4, 2.23, 84.2 IP, 56 SO
Christian Parker, Sr.	8-3, 4.24, 80.2 IP, 56 SO
Dan Stavisky, Jr.	7-1, 3.07, 70.1 IP, 47 SO
*Greg Henebry, Jr.	6-1, 4.60, 62.2 IP, 49 SO
Rich Sauget, Gr.	1-2, 6 SV, 2.92, 40.0 IP, 40 SO

TEAM **44-18, 11 SV, 3.87, 512.0 IP, 365 SO**

Starting Lineups

1997 (41-19)

Randall Brooks, CF, Sr.	366, 3 HR, 39 RBI, 17 SB
*Jeff Perconte, RF, Fr.	282, 3 HR, 9 RBI, 1 SB
Mike Amrhein, C/DH, Sr.	394, 14 HR, 71 RBI, 0 SB
Jeff Wagner, DH/C, So.	374, 17 HR, 69 RBI, 1 SB
Brant Ust, 2B/SS, Fr.	372, 11 HR, 54 RBI, 4 SB
#Allen Greene, LF, So.	365, 7 HR, 55 RBI, 4 SB
*Jeff Felker, 1B, Fr.	319, 4 HR, 29 RBI, 5 SB
Todd Frye, 2B, Jr.	308, 0 HR, 19 RBI, 5 SB
*J.J. Brock, 3B, Sr.	365, 3 HR, 50 RBI, 4 SB
Pat O'Keefe, OF, Sr.	276, 1 HR, 13 RBI, 6 SB
TEAM	334, 66 HR, 529 slug., 51 SB

Darin Schmalz, Sr.	9-3, 3.67, 81.0 IP, 58 SO
Alex Shilliday, So.	7-3, 1 SV, 51.1, 79.1 IP, 72 SO
Brad Lidge, So.	4-3, 6.21, 37.2 IP, 40 SO
*Tim Kalita, Fr.	3-1, 1 SV, 3.67, 49.0 IP, 46 SO
*Chris McKeown, So.	4-3, 3.26, 69.0 IP, 46 SO
Larry Mohs, Sr.	0-1, 4 SV, 2.66, 23.2 IP, 23 SO
TEAM	41-19, 11 SV, 51.1, 504.2 IP, 399 SO

1998 (41-17)

#Allen Greene, CF, Jr.	317, 7 HR, 44 RBI, 12 SB
*J.J. Brock, SS, Jr.	341, 13 HR, 54 RBI, 4 SB
*Jeff Felker, RF, So.	283, 3 HR, 35 RBI, 1 SB
Jeff Wagner, C, Jr.	330, 14 HR, 49 RBI, 1 SB
Brant Ust, 3B, So.	373, 18 HR, 58 RBI, 11 SB
*Jeff Perconte, DH, So.	250, 0 HR, 17 RBI, 7 SB
Alec Porzel, LF, Fr.	265, 7 HR, 39 RBI, 5 SB
Todd Frye, 2B, Sr.	243, 0 HR, 13 RBI, 4 SB
*Dan Leatherman, 1B, Sr.	343, 8 HR, 25 RBI, 7 SB
*Mike Knecht, C, Jr.	286, 0 HR, 10 RBI, 1 SB
TEAM	304, 73 HR, 501 slug., 61 SB

Alex Shilliday, Jr.	9-5, 3.54, 96.2 IP, 93 SO
Brad Lidge, Jr.	8-2, 4.15, 80.1 IP, 93 SO
*Tim Kalita, So.	4-0, 2.78, 74.1 IP, 71 SO
*Chris McKeown, Jr.	4-2, 4.47, 44.1 IP, 37 SO
Aaron Heilman, Fr.	7-3, 9 SV, 1.61, 67.0 IP, 78 SO
TEAM	41-17, 4.02, 10 SV, 501.1 IP, 456 SO

1999 (39-22)

*Steve Stanley, CF, Fr.	326, 0 HR, 29 RBI, 24 SB
*Paul O'Toole, C, Fr.	318, 8 HR, 39 RBI, 12 SB
Alec Porzel, 2B, So.	333, 13 HR, 60 RBI, 11 SB
Brant Ust, SS, Jr.	359, 17 HR, 58 RBI, 10 SB
Jeff Wagner, DH, Sr. (inj.)	354, 8 HR, 26 RBI, 1 SB
Matt Nussbaum, LF, Jr.	314, 5 HR, 33 RBI, 0 SB
*Jeff Felker, 1B, Jr.	333, 9 HR, 40 RBI, 3 SB
*Andy Bushey, 3B, Fr.	266, 2 HR, 10 RBI, 2 SB
*Ben Cooke, RF, So.	267, 1 HR, 22 RBI, 14 SB
Matt Strickroth, OF, Fr.	200, 3 HR, 18 RBI, 1 SB
*Jeff Perconte, 1F/OF, Jr.	323, 2 HR, 19 RBI, 4 SB
TEAM	307, 70 HR, 484 slug., 84 SB

Aaron Heilman, So.	11-2, 3 SV, 3.14, 109.0 IP, 118 SO
Alex Shilliday, Sr.	4-5, 5.14, 63.0 IP, 56 SO
*Tim Kalita, Jr.	4-2, 5.16, 90.2 IP, 97 SO
Scott Cavey, Jr.	6-1, 3.70, 58.1 IP, 47 SO
*Chris McKeown, Sr.	3-2, 1 SV, 3.53, 51.0 IP, 45 SO
John Corbin, Jr.	7-3, 9 SV, 4.53, 47.2 IP, 44 SO
TEAM	43-18, 15 SV, 5.15, 513.2 IP, 478 SO

2000 (46-18)

Ken Meyer, DH, So.	326, 3 HR, 20 RBI, 1 SB
*Steve Stanley, CF, So.	362, 0 HR, 24 RBI, 29 SB
Alec Porzel, SS, Jr.	342, 9 HR, 58 RBI, 10 SB
*Jeff Felker, 1B, Sr.	307, 7 HR, 51 RBI, 2 SB
Matt Nussbaum, LF, Sr.	257, 0 HR, 37 RBI, 5 SB
*Brian Stavisky, RF, Fr.	298, 14 HR, 45 RBI, 5 SB
*Paul O'Toole, C, Sr.	302, 8 HR, 39 RBI, 16 SB
*Andy Bushey, 3B, So.	275, 3 HR, 30 RBI, 3 SB
*Jeff Perconte, 2B, Sr.	205, 1 HR, 15 RBI, 0 SB
Kris Billmaier, LF, Fr.	354, 4 HR, 19 RBI, 0 SB
TEAM	299, 50 HR, 449 slug., 76 SB

Aaron Heilman, Jr.	10-2, 3.21, 103.2 IP, 118 SO
Scott Cavey, Sr.	6-3, 4.58, 70.2 IP, 61 SO
J.P. Gagne, Jr.	7-1, 4.46, 72.2 IP, 44 SO
Matt Laird, Fr.	5-2, 3.83, 47.0 IP, 34 SO
Danny Tamayo, Jr.	3-1, 1 SV, 3.62, 32.1 IP, 24 SO
John Corbin, Sr.	5-4, 11 SV, 4.69, 48.0 IP, 54 SO
TEAM	46-18, 15 SV, 3.93, 545.0 IP, 454 SO

2001 (49-13-1)

*Steve Stanley, CF, Jr.	400, 1 HR, 32 RBI, 31 SB
Steve Sollmann, 2B, Fr.	362, 5 HR, 36 RBI, 23 SB
Alec Porzel, SS, Sr.	295, 8 HR, 59 RBI, 6 SB
*Brian Stavisky, RF, So.	386, 10 HR, 66 RBI, 9 SB
Kris Billmaier, LF, So.	257, 3 HR, 37 RBI, 4 SB
*Paul O'Toole, C, Jr.	323, 4 HR, 35 RBI, 15 SB
*Andrew Bushey, 3B, Jr.	335, 0 HR, 36 RBI, 1 SB
*Matt Bok, DH, Jr.	286, 1 HR, 17 RBI, 0 SB
*Joe Thaman, 1B, Fr.	284, 2 HR, 25 RBI, 1 SB
Ken Meyer, DH, Jr.	271, 3 HR, 20 RBI, 1 SB
TEAM	322, 41 HR, 470 slug., 92 SB

Aaron Heilman, Sr.	15-0, 1.74, 114.0 IP, 111 SO
Danny Tamayo, Sr.	8-3, 2.72, 112.2 IP, 106 SO
J.P. Gagne, So.	5-5, 5.35, 70.2 IP, 47 SO
Peter Ogilvie, So.	5-1, 1.90, 52.0 IP, 30 SO
Matt Buchmeier, Jr.	1-1, 2 SV, 3.91, 46.0 IP, 28 SO
Matt Laird, So.	5-1, 4 SV, 3.09, 32.0 IP, 28 SO
TEAM	49-13, 8 SV, 3.22, 547.2 IP, 420 SO

2002 (50-18)

*Steve Stanley, CF, Sr.	439, 1 HR, 36 RBI, 32 SB
Steve Sollmann, 2B, So.	362, 2 HR, 47 RBI, 6 SB
*Brian Stavisky, LF, Jr.	394, 9 HR, 57 RBI, 2 SB
*Andrew Bushey, 3B, Sr.	323, 6 HR, 59 RBI, 1 SB
*Paul O'Toole, C, Sr.	281, 11 HR, 50 RBI, 11 SB
Kris Billmaier, LF, Jr.	313, 3 HR, 41 RBI, 2 SB
*Matt Bok, DH, Sr.	311, 3 HR, 36 RBI, 3 SB
Javi Sanchez, SS, So.	281, 5 HR, 29 RBI, 1 SB
*Joe Thaman, 1B, So.	272, 6 HR, 33 RBI, 2 SB
Matt Macri, SS, Fr. (inj.)	206, 1 HR, 13 RBI, 1 SB
Ken Meyer, DH, Sr.	268, 2 HR, 8 RBI, 1 SB
TEAM	321, 53 HR, 467 slug., 63 SB

J.P. Gagne, Jr.	9-4, 6 SV, 3.14, 94.2 IP, 69 SO
Grant Johnson, Fr.	9-5, 3.46, 101.1 IP, 86 SO
Chris Niesel, Fr.	4-0, 2 SV, 3.36, 72.1 IP, 62 SO
Peter Ogilvie, Jr.	7-5, 4.65, 79.1 IP, 58 SO
Ryan Kalita, Jr.	5-0, 3.16, 42.2 IP, 36 SO
John Axford, Fr.	5-2, 3.95, 70.2 IP, 64 SO
TEAM	50-18, 18 SV, 3.57, 584.1 IP, 483 SO

2003 (45-18)

Steve Sollmann, 2B, Jr.	384, 4 HR, 40 RBI, 38 SB
*Brennan Grogan, LF, Fr.	299, 0 HR, 25 RBI, 15 SB
*Steve Andres, DH, Fr.	269, 4 HR, 22 RBI, 2 SB
Matt Edwards, 3B/1B, So.	376, 8 HR, 69 RBI, 2 SB
Kris Billmaier, CF, Sr.	271, 5 HR, 43 RBI, 1 SB
Matt Macri, SS, So.	294, 4 HR, 35 RBI, 6 SB
Cody Rizzo, RF, Fr.	314, 4 HR, 38 RBI, 1 SB
Javi Sanchez, C, Jr.	303, 1 HR, 26 RBI, 6 SB
*Joe Thaman, 1B, Jr.	280, 1 HR, 23 RBI, 0 SB
Matt Bransfield, DH, Fr.	310, 0 HR, 10 RBI, 0 SB
Craig Cooper, LF, Fr.	303, 0 HR, 15 RBI, 10 SB
Greg Lopez, 3B, Fr.	250, 0 HR, 26 RBI, 1 SB
TEAM	309, 31 HR, 430 slug., 84 SB

Chris Niesel, So.	9-1, 2.65, 98.1 IP, 87 SO
Ryan Kalita, Sr.	7-1, 3.42, 76.1 IP, 64 SO
J.P. Gagne, Jr.	4-6, 13 SV, 2.70, 60.0 IP, 45 SO
John Axford, So.	9-3, 4.31, 71.0 IP, 69 SO
*Tom Thornton, Fr.	5-1, 1.81, 54.2 IP, 29 SO
Matt Laird, Sr.	2-1, 1 SV, 4.22, 53.1 IP, 48 SO
Ryan Doherty, Jr.	3-0, 1 SV, 2.20, 28.2 IP, 44 SO
TEAM	45-18, 18 SV, 3.53, 554.0 IP, 479 SO

2004 (51-12)

Matt Macri, 3B, Jr.	367, 14 HR, 56 RBI, 12 SB
Steve Sollmann, 2B, Sr. (inj.)	311, 2 HR, 23 RBI, 17 SB
Matt Bransfield, DH, So.	306, 12 HR, 58 RBI, 0 SB
Javi Sanchez, C, Sr.	278, 2 HR, 41 RBI, 2 SB
*Steve Andres, LF, So.	320, 8 HR, 39 RBI, 4 SB
Craig Cooper, RF, So.	360, 10 HR, 48 RBI, 12 SB
Matt Edwards, 1B, Jr.	310, 12 HR, 54 RBI, 5 SB
Cody Rizzo, CF, So.	262, 4 HR, 29 RBI, 5 SB
Greg Lopez, SS, So.	322, 2 HR, 34 RBI, 4 SB
Danny Dressman, OF, Fr.	264, 0 HR, 18 RBI, 2 SB
TEAM	309, 69 HR, 479 slug., 69 SB

Grant Johnson, Jr.	6-0, 1.87, 57.2 IP, 51 SO
Chris Niesel, Jr.	8-3, 3.62, 102.0 IP, 84 SO
*Tom Thornton, So.	9-2, 3.88, 99.2 IP, 77 SO
Jeff Samardzija, Fr.	5-3, 1 SV, 2.95, 64.0 IP, 42 SO
Ryan Doherty, Jr.	5-1, 12 SV, 2.38, 34.0 IP, 46 SO
Dan Kapala, Fr.	2-1, 1 SV, 2.70, 40.0 IP, 40 SO
*Joe Thaman, Sr.	4-1, 1 SV, 3.35, 48.1 IP, 34 SO
TEAM	51-12, 15 SV, 3.36, 554.2 IP, 346 SO

2005 (38-24-1)

Alex Nettey, CF, Jr.	288, 2 HR, 24 RBI, 12 SB
*Brett Lilley, 3B, Fr.	355, 0 HR, 28 RBI, 9 SB
Matt Edwards, 1B, Sr.	353, 14 HR, 68 RBI, 7 SB
Craig Cooper, LF, Jr.	325, 7 HR, 58 RBI, 14 SB
Cody Rizzo, RF, Jr.	252, 6 HR, 24 RBI, 17 SB
Matt Bransfield, DH, Jr. (inj.)	313, 0 HR, 16 RBI, 1 SB
*Ross Brezovsky, 2B, Fr.	261, 2 HR, 20 RBI, 3 SB
*Sean Gazon, C, So.	293, 1 HR, 28 RBI, 4 SB
Greg Lopez, SS, Jr.	274, 2 HR, 34 RBI, 0 SB
*Steve Andres, DH/LF, Jr.	232, 5 HR, 25 RBI, 0 SB
Tony Langford, LF/DH, Fr.	283, 3 HR, 28 RBI, 1 SB
TEAM	295, 43 HR, 416 slug., 69 SB

*Tom Thornton, Jr.	6-6, 4.69, 96.0 IP, 40 SO
Jeff Samardzija, So.	8-1, 3.89, 78.2 IP, 56 SO
Jeff Manishp, So.	2-1, 1 SV, 3.97, 22.2 IP, 20 SO
Dan Kapala, So.	7-3, 1 SV, 3.20, 81.2 IP, 41 SO
Ryan Doherty, Jr.	1-3, 7 SV, 3.79, 35.2 IP, 44 SO
*Wade Korpi, Fr.	4-3, 5.47, 54.1 IP, 32 SO
*Mike Dury, So.	1-0, 2 SV, 1.38, 26.0 IP, 17 SO
TEAM	38-24, 13 SV, 4.41, 557.1 IP, 342 SO

2006 (45-17-1)

Craig Cooper, 1B, Sr.425, 9 HR, 41 RBI, 9 SB
*Brett Lilley, 3B, So.320, 2 HR, 32 RBI, 5 SB
Jeremy Barnes, DH/2B, Fr.294, 2 HR, 49 RBI, 9 SB
Matt Bransfield, LF, Sr.333, 6 HR, 45 RBI, 4 SB
*Ross Brezovsky, 2B, So.295, 4 HR, 42 RBI, 2 SB
*Sean Gaston, C, Jr.319, 1 HR, 30 RBI, 4 SB
Alex Nettiey, CF, Sr.298, 3 HR, 38 RBI, 7 SB
Greg Lopez, SS, Sr.304, 0 HR, 37 RBI, 2 SB
Cody Rizzo, RF/C, Jr.261, 3 HR, 36 RBI, 13 SB
*Danny Dressman, OF, Jr.321, 0 HR, 35 RBI, 6 SB
*Steve Andres, DH/LF, Sr.203, 1 HR, 8 RBI, 1 SB
TEAM	313, 33 HR, 430 slug, 62 SB

Jeff Manship, Jr.9-2, 3.26, 94.0 IP, 111 SO
Jeff Samardzija, Jr.8-2, 4.33, 97.2 IP, 61 SO
*Tom Thornton, Sr.7-3, 3.94, 82.1 IP, 58 SO
*Wade Korpi, So.7-2, 2.00, 76.1 IP, 94 SO
Kyle Weiland, Fr.2-4, 16 SV, 2.37, 49.1 IP, 48 SO
*Mike Dury, Jr.3-1, 1 SV, 2.17, 29.0 IP, 17 SO
Jess Stewart, Jr.4-2, 1 SV, 2.31, 39.0 IP, 21 SO
TEAM	45-17, 18 SV, 3.52, 572.0 IP, 504 SO

2007 (28-28)

*Brett Lilley, SS, Jr.371, 1 HR, 14 RBI, 5 SB
A.J. Pollock, 3B, Fr.372, 3 HR, 28 RBI, 11 SB
*Ross Brezovsky, LF, Jr.263, 1 HR, 33 RBI, 7 SB
Matt Weglarz, C, Gr.244, 5 HR, 29 RBI, 4 SB
*Danny Dressman, CF, Sr.305, 0 HR, 27 RBI, 11 SB
Jeremy Barnes, 2B, So.258, 1 HR, 28 RBI, 8 SB
*Mike Dury, 1B, Sr.242, 9 HR, 35 RBI, 4 SB
Ryan Smith, DH, Fr.267, 2 HR, 23 RBI, 1 SB
Ryan Connolly, RF, So.185, 0 HR, 9 RBI, 2 SB
Brayden Ashdown, RF, Fr.158, 0 HR, 4 RBI, 2 SB
TEAM	274, 24 HR, 371 slug, 59 SB

David Phelps, So.8-5, 1.88, 110.1 IP, 102 SO
Dan Kapala, Sr.0-6, 3.92, 41.1 IP, 23 SO
*Wade Korpi, Jr.1-5, 4.02, 53.2 IP, 43 SO
Eric Maust, Fr.2-0, 1 SV, 3.65, 44.1 IP, 32 SO
Joey Williamson, Jr.4-3, 2 SV, 2.81, 51.1 IP, 53 SO
*Wade Korpi, Jr.5-3, 2 SV, 5.66, 41.1 IP, 37 SO
*Sam Elam, So.0-2, 1 SV, 4.55, 31.2 IP, 25 SO
Brett Graffy, So.3-2, 5.68, 38.0 IP, 24 SO
TEAM	28-28, 8 SV, 3.97, 487.0 IP, 396 SO

2008 (33-21-1)

*Brett Lilley, SS, Sr.297, 2 HR, 34 RBI, 9 SB
*David Mills, LF, So.349, 2 HR, 26 RBI, 9 SB
A.J. Pollock, CF, So.352, 4 HR, 42 RBI, 28 SB
*Evan Sharpley, DH, Jr.324, 13 HR, 40 RBI, 1 SB
*Ross Brezovsky, LF, Sr.338, 4 HR, 35 RBI, 1 SB
Jeremy Barnes, 2B, Jr.307, 8 HR, 50 RBI, 3 SB
Sean Gaston, C, Sr.287, 0 HR, 27 RBI, 3 SB
Casey Martin, 1B, So.281, 3 HR, 18 RBI, 0 SB
Greg Sherry, 3B, Fr.315, 2 HR, 14 RBI, 1 SB
Billy Bookford, RF, So.275, 1 HR, 26 RBI, 0 SB
TEAM	309, 41 HR, 447 slug, 59 SB

David Phelps, Jr.5-5, 4.65, 93.0 IP, 75 SO
*Wade Korpi, Sr.6-3, 3.59, 77.2 IP, 58 SO
Eric Maust, So.6-3, 4.52, 69.2 IP, 46 SO
Tony Langford, Sr.2-0, 1.27, 21.1 IP, 18 SO
Ryan Sharpley, Fr.4-2, 3.03, 32.2 IP, 31 SO
Steven Mazur, So.1-0, 4.18, 23.2 IP, 25 SO
Evan Danieli, Fr.0-0, 5.00, 27.0 IP, 20 SO
Kyle Weiland, Jr.2-2, 7 SV, 5.04, 30.1 IP, 31 SO
Cole Johnson, Fr.2-2, 5.30, 35.2 IP, 28 SO
Brian Dupra, Fr.3-3, 1 SV, 5.44, 46.1 IP, 30 SO
TEAM	33-21, 8 SV, 4.38, 493.2 IP, 392 SO

2009 (36-23)

A.J. Pollock, CF, Jr.365, 10 HR, 52 RBI, 21 SB
*Golden Tate, LF, So.329, 1 HR, 21 RBI, 13 SB
Jeremy Barnes, SS, Sr.353, 15 HR, 70 RBI, 4 SB
*David Casey, DH, So.330, 3 HR, 21 RBI, 2 SB
*David Mills, RF, Jr.325, 1 HR, 28 RBI, 7 SB
Ryan Connolly, 1B, Sr.324, 4 HR, 19 RBI, 5 SB
Mick Doyle, 3B, So.327, 3 HR, 31 RBI, 3 SB
Cameron McConnell, C, So.289, 3 HR, 37 RBI, 1 SB
Greg Sherry, 2B, So.273, 0 HR, 18 RBI, 0 SB
Brayden Ashdown, RF, Jr.302, 1 HR, 13 RBI, 1 SB
*Evan Sharpley, DH/1B, Sr.223, 5 HR, 15 RBI, 0 SB
Matt Scioscia, DH/C, So.265, 1 HR, 15 RBI, 0 SB
Ryne Intlekofer, 2B, Jr.250, 1 HR, 10 RBI, 0 SB
Casey Martin, DH/1B, Jr.301, 2 HR, 12 RBI, 1 SB
TEAM	309, 51 HR, 455 slug, 58 SB

Cole Johnson, So.7-3, 4.47, 94.2 IP, 64 SO
Brian Dupra, So.6-5, 4.94, 85.2 IP, 46 SO
Eric Maust, Jr.6-3, 7.13, 82.0 IP, 26 SO
Will Hudgins, Fr.2-0, 3 SV, 3.65, 24.2 IP, 9 SO
*Ryan Richter, Fr.5-2, 3.86, 30.1 IP, 19 SO
*David Mills, Jr.2-1, 1 SV, 4.55, 27.2 IP, 18 SO
Todd Miller, So.1-2, 5 SV, 5.40, 36.2 IP, 21 SO
*Sam Elam, Sr.1-1, 5.74, 31.1 IP, 38 SO
Steven Mazur, Jr.2-2, 2 SV, 10.07, 22.1 IP, 22 SO
TEAM	36-23, 12 SV, 5.36, 519.0 IP, 328 SO

2010 (22-32)

Ryan Connolly, LF, Sr.335, 11 HR, 38 RBI, 7 SB
Frank DeSico, 2B, Fr.333, 1 HR, 25 RBI, 4 SB
*David Mills, DH, Sr.308, 3 HR, 32 RBI, 8 SB
Casey Martin, 1B, Sr.328, 5 HR, 33 RBI, 1 SB
Mick Doyle, SS, Jr.228, 5 HR, 22 RBI, 2 SB
Brayden Ashdown, CF, Sr.262, 1 HR, 18 RBI, 0 SB
Billy Bookford, RF, Sr.267, 1 HR, 14 RBI, 1 SB
Cameron McConnell, C, Jr.219, 3 HR, 17 RBI, 1 SB
Greg Sherry, 3B, Jr.202, 0 HR, 6 RBI, 0 SB
Ryne Intlekofer, INF, Sr.315, 1 HR, 5 RBI, 1 SB
Matt Scioscia, DH/1B, Jr.288, 0 HR, 12 RBI, 0 SB
Joe Hudson, C, Fr.264, 1 HR, 6 RBI, 1 SB
Adam Norton, INF, Fr.261, 1 HR, 15 RBI, 0 SB
*David Casey, DH/1B, Jr.246, 0 HR, 12 RBI, 0 SB
TEAM	276, 39 HR, 394 slug, 29 SB

Brian Dupra, Jr.4-5, 6.21, 82.2 IP, 53 SO
*Steve Sabatino, So.3-7, 5.53, 71.2 IP, 61 SO
Eric Maust, Sr.1-6, 5.83, 66.1 IP, 34 SO
*David Mills, Jr.1-1, 2 SV, 3.26, 30.1 IP, 19 SO
Todd Miller, Jr.2-0, 1 SV, 3.65, 12.1 IP, 7 SO
Steven Mazur, Sr.1-2, 7 SV, 4.44, 26.1 IP, 29 SO
Adam Norton, Fr.1-0, 5.23, 20.2 IP, 18 SO
Will Hudgins, So.4-1, 5.56, 34.0 IP, 23 SO
*Ryan Richter, So.1-1, 7.15, 34.0 IP, 21 SO
*Joe Spano, So.0-3, 7.59, 21.1 IP, 20 SO
Cole Johnson, Jr.3-3, 7.76, 31.1 IP, 19 SO
TEAM	22-32, 10 SV, 5.95, 476.1 IP, 334 SO

2011 (23-29-1)

Frank DeSico, 2B, So.237, 0 HR, 11 RBI, 13 SB
Mick Doyle, SS, Sr.203, 1 HR, 15 RBI, 10 SB
*Eric Jagielo, OF, Fr.269, 5 HR, 28 RBI, 5 SB
Trey Mancini, 1B, Fr.323, 9 HR, 34 RBI, 4 SB
Herman Petzold, OF, Sr.282, 1 HR, 20 RBI, 4 SB
Adam Norton, DH, So.254, 2 HR, 17 RBI, 0 SB
Greg Sherry, 3B, Sr.179, 0 HR, 11 RBI, 2 SB
Joe Hudson, C, So.239, 0 HR, 14 RBI, 2 SB
*Alex Robinson, OF, Jr.222, 0 HR, 7 RBI, 2 SB
Charlie Markson, OF, So.244, 0 HR, 5 RBI, 2 SB
Matt Scioscia, DH, Sr.200, 0 HR, 3 RBI, 0 SB
*Matt Grosso, DH, Sr.190, 0 HR, 4 RBI, 1 SB
*David Casey, DH, Sr.120, 0 HR, 1 RBI, 0 SB
Cam McConnell, C, Sr.118, 0 HR, 1 RBI, 0 SB
TEAM	239, 18 HR, 325 slug, 46 SB

Brian Dupra, Sr.3-7, 3.10, 104.2 IP, 93 SO
Cole Johnson, Sr.5-7, 2.76, 101.0 IP, 87 SO
Todd Miller, Jr.4-3, 4.09, 81.1 IP, 41 SO
Will Hudgins, Jr.4-0, 2 SV, 1.73, 26.0 IP, 18 SO
Dan Slania, Jr.2-3, 4 SV, 2.35, 30.2 IP, 20 SO
Sean Fitzgerald, Fr.1-2, 5 SV, 2.38, 34.0 IP, 25 SO
Adam Norton, So.2-2, 1 SV, 3.75, 48.0 IP, 39 SO
Anthony McIver, Fr.2-5, 3.77, 43.0 IP, 33 SO
TEAM	23-29, 12 SV, 3.42, 481.2 IP, 368 SO

2012 (31-27)

Frank DeSico, 2B, Jr.302, 0 HR, 23 RBI, 13 SB
*Ryan Bull, DH/OF, Fr.254, 1 HR, 19 RBI, 1 SB
*Eric Jagielo, 3B, So.310, 13 HR, 43 RBI, 4 SB
Trey Mancini, 1B, So.317, 12 HR, 45 RBI, 3 SB
Joe Hudson, C, Jr.332, 6 HR, 39 RBI, 3 SB
*Alex Robinson, OF, Sr.301, 0 HR, 25 RBI, 2 SB
Charlie Markson, OF, Jr.303, 2 HR, 20 RBI, 19 SB
*Mac Hudgins, OF, Fr.261, 0 HR, 20 RBI, 3 SB
Tommy Chase, SS, Sr.195, 0 HR, 7 RBI, 1 SB
Jason McMurray, SS, Fr.221, 1 HR, 6 RBI, 1 SB
Conor Biggio, OF/DH, Fr.214, 0 HR, 9 RBI, 7 SB
*Blaise Lezynski, OF/DH, Fr.154, 0 HR, 3 RBI, 1 SB
Phil Mosey, 3B/SS, Fr.136, 1 HR, 4 RBI, 0 SB
Kevin DeFillippis, SS, Fr.279, 0 HR, 4 RBI, 0 SB
TEAM	277, 36 HR, 384 slug, 58 SB

Will Hudgins, Sr.5-3, 2.06, 96.1 IP, 90 SO
Adam Norton, Jr.5-5, 4.32, 98.0 IP, 61 SO
Pat Connaughton, Fr.4-4, 3.18, 45.1 IP, 40 SO
Sean Fitzgerald, So.7-3, 3.82, 70.2 IP, 57 SO
*Steve Sabatino, Sr.0-1, 5.05, 35.2 IP, 34 SO
Dan Slania, Jr.3-0, 13 SV, 2.03, 31.0 IP, 37 SO
*Joe Spano, Sr.0-4, 3.43, 21.0 IP, 33 SO
Donnie Hissa, So.1-1, 5.27, 27.1 IP, 31 SO
Patrick Veerkamp, Jr.2-0, 5.60, 27.1 IP, 16 SO
Matt Temowchek, Fr.3-2, 4.76, 22.2 IP, 12 SO
TEAM	31-27, 14 SV, 3.92, 511.2 IP, 417 SO

Batting Leaders

Year	Batting Average	Home Runs	Runs Batted In
1948	Gene Lavery281	Ray Petrzelka 2	Ray Petrzelka 11
1949	Dick Giedlin350	N.A.	N.A.
1950	Dick Giedlin317	Charles Kreis..... 3	Dick Giedlin/Charles Kreis/Tom Martin..... 16
1951	Tom Boland301	Harry Durkin 4	Harry Durkin..... 19
1952	Dick Colloton340	Bujnowski/Durkin/Ledwidge/Rosenthal 1	Joe Ridge..... 15
1953	Mark Tremblay350	Roger Braun/Dick Rosenthal 1	Roger Braun 30
1954	Mark Tremblay349	Mark Tremblay 3	Jim Twohy 15
1955	Jim Cusack342	Daniel Nespo..... 3	Jim Carideo/Jim Cusack/Dan Nespo 13
1956	Elmer Kohorst329	Elmer Kohorst/Daniel Nespo 2	Elmer Kohorst..... 21
1957	Jim Morris386	Gene Duffy 4	Bob Senecal..... 21
1958	Jim Morris394	Jim Morris 7	Dick Selcer/Harold Trapp 30
1959	Dick Selcer352	Gene Duffy 3	Gene Duffy 31
1960	Jack Gentempo383	Frank Finnegan 5	John Carretta 34
1961	Dick O'Leary287	Dick O'Leary 6	Dick O'Leary..... 26
1962	George Sefcik367	George Sefcik 4	George Sefcik 23
1963	Rich Gonski358	John Counsell 4	Shaun Fitzmaurice 27
1964	Rich Gonski379	Rich Gonski 10	Shaun Fitzmaurice 28
1965	Mark Gonnig299	Pat Topolski 3	Pat Topolski..... 22
1966	Dick Sauget342	Tom Blythe 3	Pat Topolski..... 16
1967	Kevin Hardy398	Dick Licini 4	Dick Licini 21
1968	Nick Scarpelli330	Gerry Goetz/Bob Kocmalski/Dick Licini 2	Gerry Goetz 18
1969	Tom Lux333	Phil Krill/James Gieselman 2	Tom Lux 13
1970	Joe Keenan312	Phil Krill..... 4	Bill Orga 23
1971	Pete Schmidt367	Paul Horan/Phil Krill 3	Phil Krill 28
1972	Joe LaRocca352	Rob Reschan 6	Rob Reschan..... 27
1973	Dick Nussbaum333	Tom Hansen/Robert Roemer 2	Mark Schmitz/Robert Roemer 24
1974	Tom Hansen378	Jim Smith..... 4	Tom Hansen 23
1975	Pat Coleman329	Jim Smith..... 3	Bob Stratta 22
1976	Frank Fiascki365	Bob Stratta 4	Bob Stratta 35
1977	Tim Pollock385	Dan Voellinger 5	Mike Galloway/Tim Pollock 28
1978	Rick Pullano356	Mark Simendinger/Jim Montagano..... 2	Rick Pullano..... 14
1979	Mike Jamieson355	Dan Voellinger 2	Dan Voellinger..... 30
1980	Dave Bartish422	Dan Voellinger 5	Dan Voellinger..... 38
1981	Jim Montagano397	Henry Valenzuela 8	Henry Valenzuela 44
1982	Dan Szajko343	Henry Valenzuela 4	Chuck Tasch/Henry Valenzuela 35
1983	Rick Chryst325	Carl Vuono 4	Carl Vuono 29
1984	Mike Metzler412	Carl Vuono 8	Mike Metzler 49
1985	Mike Trudeau366	Mike Trudeau 7	Mike Trudeau 47
1986	John Loughran380	Tom Shields 6	Ken Soos 47
1987	Pat Pesavento333	Tim Hutson/Dan Peltier 6	Dan Peltier..... 39
1988	Dan Peltier414	Tim Hutson 18	Tim Hutson..... 74
1989	Dan Peltier446	Dan Peltier 15	Dan Peltier..... 93
1990	Joe Binkiewicz322	Frank Jacobs..... 11	Frank Jacobs..... 49
1991	Joe Binkiewicz379	Frank Jacobs..... 20	Frank Jacobs..... 79
1992	Eric Danapilis377	Craig Counsell 12	Craig Counsell..... 63
1993	Edwin Hartwell447	Edwin Hartwell/Eric Danapilis..... 13	Eric Danapilis 85
1994	Scott Sollmann402	Ryan Topham 10	Robbie Kent..... 82
1995	Scott Sollmann406	Ryan Topham 18	Ryan Topham 79
1996	Randall Brooks396	Mike Amrhein 13	George Restovich 68
1997	Mike Amrhein394	Jeff Wagner 17	Mike Amrhein 71
1998	Brant Ust373	Brant Ust 18	Brant Ust 58
1999	Brant Ust359	Brant Ust 17	Alec Porzel 60
2000	Steve Stanley362	Brian Stavisky 14	Alec Porzel 58
2001	Steve Stanley400	Brian Stavisky 10	Brian Stavisky 66
2002	Steve Stanley439	Paul O'Toole 11	Andrew Bushey 59
2003	Steve Sollmann384	Matt Edwards 8	Matt Edwards 69
2004	Matt Macri367	Matt Macri 14	Matt Bransfield 58
2005	Brett Lilley355	Matt Edwards 14	Matt Edwards 68
2006	Craig Cooper425	Craig Cooper 9	Jeremy Barnes 49
2007	A.J. Pollock372	Mike Dury 9	Mike Dury 35
2008	A.J. Pollock352	Evan Sharpley 13	Jeremy Barnes 50
2009	A.J. Pollock365	Jeremy Barnes 15	Jeremy Barnes 70
2010	Ryan Connolly335	Ryan Connolly 11	Ryan Connolly 38
2011	Trey Mancini323	Trey Mancini 9	Trey Mancini 34
2012	Joe Hudson332	Eric Jagielo 13	Trey Mancini 45

Current players in **Bold**


Pitching Leaders



Year	Victories	Earned-Run Average	Strikeouts
1948	J. Campbell/W. Mahannah 3-3/3-4	N.A.	N.A.
1949	Walt Mahannah 8	N.A.	N.A.
1950	Bob Nemes 3-5	N.A.	Bob Nemes 28
1951	Stan Konopka 5-4	N.A.	N.A.
1952	Tom Bujnowski 5-5	N.A.	Tom Bujnowski 64
1953	Stan Konopka 9-1	N.A.	Stan Konopka 59
1954	Angelo Capozzi 4-2	N.A.	John Reynolds 33
1955	Dick Bunker 3-4	Dick Bunker 3.53*	Dick Bunker 60
1956	Tom Bujnowski 5-3	Tom Bujnowski 3.58*	Tom Bujnowski 67
1957	Tom Bujnowski 7-3	Chuck Symeon 1.31	Tom Bujnowski 75
1958	Frank Carpin/Chuck Symeon 6-2/6-3	Chuck Symeon 3.11	Frank Carpin 102
1959	Nick Palihnich 6-2	Nick Palihnich 1.25	Nick Palihnich 48
1960	Nick Palihnich 6-2	Jack Mitchell 0.71	Nick Palihnich 55
1961	Mickey Walker 5-2	Mickey Walker 2.46	Mickey Walker 48
1962	Phil Donnelly 4-3	Phil Donnelly 1.27	Mickey Walker 29
1963	Mickey Walker 6-2	Mickey Walker 1.73	Rich Rusteck 89
1964	Larry Kennedy/Frank Karazim 4-3/4-4	Larry Kennedy 2.91	Frank Karazim 42
1965	Ed Lupton 8-4	Ed Lupton 2.64	Dan McGinn 69
1966	Tom Cuggino 5-2	Tom Cuggino 2.25	Tom Cuggino 53
1967	Dave Celmer/Bob Arnzen 5-1/5-1	Bob Arnzen 2.43	Dave Celmer 53
1968	Celmer/Karkut/Furlong 3-2/3-3/3-3	Mickey Karkut 3.30	Nick Furlong 48
1969	Ron Schmitz 5-1	Nick Furlong 1.50	Nick Furlong 50
1970	Ron Schmitz 5-2	Ron Schmitz 3.76	Mickey Karkut 48
1971	James Noe/Ed Hrabcsak 3-3/3-1	Ed Hrabcsak 2.25	Ron Schmitz 48
1972	Rich Eich 5-2	Mike Riddell 3.58	Mike Riddell 44
1973	Mike Swallow 4-1	Mike Riddell 3.26	Mike Riddell 33
1974	Bob Stratta 7-3	Bob Stratta 2.50	Bob Stratta 52
1975	Bob Stratta 5-3	Bob Stratta 3.76	Bob Stratta 36
1976	Don Wolfe 6-3	Don Wolfe 2.97	Don Wolfe 46
1977	Jim Sholl 4-7	Jim Sholl 3.82	Jim Sholl 51
1978	Don Wolfe 4-6	Joe Karpowicz 2.61	Don Wolfe 41
1979	Mike Deasey 5-0	Mike Deasey 4.24	Bob Bartlett 32
1980	Mike Deasey 6-2	Mike Deasey 2.39	Bob Bartlett 37
1981	Bob Bartlett 7-3	Mike Deasey 3.41	Bob Bartlett 61
1982	Bryan Smith 7-2	Mark Clementz 1.50	Mark Clementz 33
1983	Bill Matre 6-5	Mark Clementz 3.31	Steve Whitmyer/Bill Matre 58
1984	Tom Conlin/Mark Clementz 5-3/5-6	Mark Clementz 3.31	Mark Clementz 37
1985	Stephen Powell/Bob Lopes 5-2/5-5	Kevin Chenail 3.22	Buster Lopes 42
1986	Mark Watzke 5-4	Mark Watzke 4.50	Kevin Chenail 33
1987	Mike Passilla/Thomas Shaw 3-4/3-1	Brian Piotrowicz 4.26	Brian Piotrowicz 28
1988	Erik Madsen 8-4	Erik Madsen 3.74	Erik Madsen 56
1989	Brian Piotrowicz 11-4	Brian Piotrowicz 2.24	Brian Piotrowicz 72
1990	David Sinnes 9-2	David Sinnes 1.05	David Sinnes 77
1991	Alan Walania 11-5	Chris Michalak 2.47	David Sinnes 89
1992	Chris Michalak 10-5	Chris Michalak 2.20	Pat Leahy 80
1993	Tom Price 12-2	A.J. Jones 1.79	David Sinnes 90
1994	Tom Price 14-5	Larry Mohs 2.09	Tom Price 85
1995	Darin Schmalz 8-3	Tim Kraus 3.65	Darin Schmalz 50
1996	Darin Schmalz 9-4	Darin Schmalz 2.23	Darin Schmalz/Christian Parker 56
1997	Darin Schmalz 9-3	Chris McKeown 3.26	Alex Shilliday 72
1998	Alex Shilliday 9-5	Aaron Heilman 1.61	Alex Shilliday/Brad Lidge 93
1999	Aaron Heilman 11-2	Aaron Heilman 3.14	Aaron Heilman 118
2000	Aaron Heilman 10-2	Aaron Heilman 3.21	Aaron Heilman 118
2001	Aaron Heilman 15-0	Aaron Heilman 1.74	Aaron Heilman 111
2002	Grant Johnson/J.P. Gagne 9-5/9-4	J.P. Gagne 3.14	Grant Johnson 86
2003	Chris Niesel/John Axford 9-1/9-3	Tom Thornton 1.81	Chris Niesel 87
2004	Tom Thornton 9-2	Grant Johnson 1.87	Chris Niesel 84
2005	Jeff Samardzija 8-1	Dan Kapala 3.20	Jeff Samardzija 56
2006	Jeff Manship 9-2	Wade Korpi 2.00	Jeff Manship 111
2007	David Phelps 8-5	David Phelps 1.88	David Phelps 102
2008	Eric Maust/Wade Korpi 6-3/6-3	Wade Korpi 3.59	David Phelps 75
2009	Cole Johnson 7-3	Cole Johnson 4.47	Cole Johnson 64
2010	Brian Dupra/Will Hudgins 4-5/4-1	Steve Sabatino 5.53	Steve Sabatino 61
2011	Cole Johnson 5-7	Cole Johnson 2.76	Brian Dupra 93
2012	Sean Fitzgerald 7-3	Will Hudgins 2.06	Will Hudgins 90

Current players in **Bold**

Season Offense



Cory Mee (1989-92) – now head coach at the University of Toledo – started all 63 games of his senior season (1992) and set the Irish record for total sacrifices (16, now 4th). He also set the Irish career record for total sacrifices (57).

GAMES PLAYED

1. Dan Peltier (1989)	68 of 68
Pat Pesavento (1989)	68 of 68
James Sass (1989)	68 of 68
Steve Stanley (2002)	68 of 68
5. Javi Sanchez (2002)	66 of 68
Paul O'Toole (2002)	66 of 68
7. Kris Billmaier (2002)	65 of 68
8. Steve Stanley (2000)	64 of 64
Brian Stavisky (2000)	64 of 64
Mike Coss (1989)	64 of 68

GAMES STARTED

1. Dan Peltier (1989)	68 of 68
Pat Pesavento (1989)	68 of 68
Steve Stanley (2002)	68 of 68
4. James Sass (1989)	66 of 68
5. Paul O'Toole (2002)	65 of 68
Javi Sanchez (2002)	65 of 68
7. Steve Stanley (2000)	64 of 64
Brian Stavisky (2000)	64 of 64
9. Brett Lilley (2005)	63 of 63
Matt Edwards (2005)	63 of 63
Joe Binkiewicz (1992)	63 of 63
Eric Danapilis (1993)	63 of 63
Cory Mee (1992)	63 of 63
Alec Porzel (2001)	63 of 63
Steve Stanley (2001)	63 of 63
Andrew Bushey (2002)	63 of 68

AT BATS

1. Steve Stanley (2002)	271
2. Dan Peltier (1989)	258
3. Steve Stanley (2001)	255
Steve Sollmann (2003)	255
5. Alec Porzel (2001)	251
6. Brian Stavisky (2000)	248
Frank DeSico (2012)	248
8. Pat Pesavento (1989)	245
9. Alec Porzel (2000)	243
10. Steve Stanley (1999)	242

BATTING AVERAGE

(min. 2.5 AB/team gm)

1. Edwin Hartwell (1993)447 (89/199)
2. Dan Peltier (1989)446 (115/258)
3. Steve Stanley (2002)439 (119/271)
4. Eric Danapilis (1993)438 (96/219)
5. Craig Cooper (2006)425 (97/228)
6. Dave Bartish (1980)422 (43/102)
7. Dan Peltier (1988)414 (89/215)
8. Mike Metzler (1984)412 (56/136)
9. Scott Sollmann (1995)406 (93/229)
10. Scott Sollmann (1994)402 (76/189)
11. Robbie Kent (1994)402 (86/214)
12. Steve Stanley (2001)400 (102/255)
13. James Sass (1989)398 (90/226)
14. Kevin Hardy (1967)398 (39/98)
15. Jim Montagano (1981)397 (52/131)
16. Randall Brooks (1996)396 (89/225)
17. Mike Amrhein (1997)394 (91/231)
18. Brian Stavisky (2002)394 (76/193)
19. Jim Morris (1958)394 (37/94)
20. Dick Licini (1967)390 (39/100)
21. Mike Amrhein (1995)386 (85/220)
22. Jim Morris (1957)386 (27/70)
Brian Stavisky (2001)386 (81/210)
24. Henry Valenzuela (1981)385 (52/135)

HITS

1. Steve Stanley (2002)	119
2. Dan Peltier (1989)	115
3. Steve Stanley (2001)	102
4. Steve Sollmann (2003)	98
5. Craig Cooper (2006)	97
6. Eric Danapilis (1993)	96
7. Scott Sollmann (1995)	93
8. Pat Pesavento (1989)	92
9. Mike Amrhein (1997)	91
10. James Sass (1989)	90

RBI

1. Dan Peltier (1989)	93
2. Eric Danapilis (1993)	85
3. Robbie Kent (1994)	82
4. Frank Jacobs (1991)	79
Ryan Topham (1995)	79
6. Tim Hutson (1988)	74
7. Mike Amrhein (1997)	71
8. Dan Peltier (1988)	70
Jeremy Barnes (2009)	70
10. Mike Amrhein (1995)	69
Jeff Wagner (1997)	69
Matt Edwards (2003)	69

ON BASE PERCENTAGE

(min. 2.5 AB/team gm)

1. Edwin Hartwell (1993)549 (135/246)
2. Eric Danapilis (1993)529 (145/274)
3. Rob Reschan (1972)523 (58/111)
4. Craig Cooper (2006)522 (145/278)
5. Dan Peltier (1989)513 (157/306)
6. Brett Lilley (2007)512 (131/256)
7. Dan Peltier (1988)512 (133/260)
8. Mike Metzler (1984)509 (88/173)
9. Steve Stanley (2002)506 (159/314)
10. Ryan Topham (1994)506 (121/239)

SLUGGING PERCENTAGE

(min. 2.5 AB/team gm)

1. Dan Peltier (1989)783 (202/258)
2. Ryan Topham (1995)733 (151/206)
3. Eric Danapilis (1993)726 (159/219)
4. Brant Ust (1998)724 (157/217)
5. Shaun Fitzmaurice (1964)719 (82/114)
Edwin Hartwell (1993)719 (143/199)
7. Jeff Wagner (1997)712 (156/219)
8. Rich Gonsky (1964)707 (82/116)

OPS (OBP + SLG)

(min. 2.5 AB/team gm)

1. Dan Peltier (1989; .513+.783)	1.296
2. Edwin Hartwell (1993; .549+.719)	1.267
3. Eric Danapilis (1993; .529+.726)	1.255
4. Craig Cooper (2006; .522+.654)	1.175
5. Ryan Topham (1995; .436+.733)	1.169
6. Jeff Wagner (1997; .447+.712)	1.159
7. Rob Reschan (1972; .523+.633)	1.155
8. Dan Peltier (1988; .512+.637)	1.149
9. Brant Ust (1998; .424+.724)	1.148
10. Mike Amrhein (1997; .476+.658)	1.134

TOTAL BASES

1. Dan Peltier (1989)	202
2. Eric Danapilis (1993)	159
3. Matt Macri (2004)	158
4. Brant Ust (1998)	157
5. Jeff Wagner (1997)	156
6. Mike Amrhein (1997)	152
Jeremy Barnes (2009)	152
8. Ryan Topham (1995)	151
9. Brant Ust (1999)	150
10. Craig Cooper (2006)	149

HOME RUNS

1. Frank Jacobs (1991)	20
2. Tim Hutson (1988)	18
Ryan Topham (1995)	18
Brant Ust (1998)	18
5. Jeff Wagner (1997)	17
Brant Ust (1999)	17
7. Dan Peltier (1989)	15
Joe Binkiewicz (1991)	15
Jeremy Barnes (2009)	15
10. Jeff Wagner (1998)	14
Mike Amrhein (1997)	14
Brian Stavisky (2000)	14
Matt Macri (2004)	14
Matt Edwards (2005)	14

TRIPLES

1. Scott Sollmann (1995)	11
2. Shaun Fitzmaurice (1964)	10
3. Robbie Kent (1994)	9
George Restovich (1996)	9
5. J.J. Brock (1997)	8
6. Scott Sollmann (1994)	7
Randall Brooks (1997)	7
Matt Macri (2004)	7
9. Dick Selcer (1958)	6
Gene Duffy (1959)	6
Paul Faila (1992)	6
Scott Sollmann (1996)	6
Jeremy Barnes (2006)	6
David Mills (2008)	6

DOUBLES

1. Dan Peltier (1989).....	32
2. Alec Porzel (2001).....	28
3. Eric Danapilis (1993).....	24
Robbie Kent (1994).....	24
Alec Porzel (2000).....	24
6. Craig Counsell (1992).....	22
7. Dan Peltier (1988).....	21
Jeff Wagner (1997).....	21
Jeff Felker (2000).....	21
Matt Edwards (2005).....	21

RUNS SCORED

1. Pat Pesavento (1989).....	88
2. Pat Pesavento (1988).....	81
Dan Peltier (1989).....	81
4. Craig Cooper (2006).....	79
5. Steve Stanley (2002).....	77
6. Craig DeSensi (1995).....	76
Steve Stanley (2001).....	76
Matt Macri (2004).....	76
9. Scott Sollmann (1995).....	73
10. Edwin Hartwell (1993).....	72

HARDEST TO STRIKEOUT (AB/SO)

1. Rick Pullano (1978).....	44.00 (132/3)
2. Dan Szajko (1982).....	34.25 (137/4)
3. Tom Caruso (1978).....	32.33 (97/3)
4. Mike Jamieson (1980).....	30.75 (123/4)
5. Dan Szajko (1980).....	25.75 (103/4)
6. Steve Stanley (2002).....	24.64 (271/11)
7. Pete Schmidt (1971).....	24.00 (120/5)
8. A.J. Pollock (2008).....	21.60 (216/10)
9. Dave Bartish (1980).....	20.40 (102/5)
10. Henry Valenzuela (1981).....	19.29 (135/7)

* Note: batters' strikeouts not kept until 1969;
minimum 90 at bats for above list; Tom Caruso had
87 at bats in 1979 without a single strikeout.

WALKS

1. Ryan Topham (1994).....	63
2. Pat Pesavento (1989).....	61
3. Ryan Topham (1993).....	51
4. Joe Binkiewicz (1992).....	50
5. Craig Counsell (1991).....	49
6. Eric Danapilis (1992).....	48
7. Pat Pesavento (1988).....	46
Matt Edwards (2005).....	46
9. Craig Counsell (1992).....	45
Greg Layson (1994).....	45

Did You Know?

All-America standouts **Eric Danapilis** (1.255 OPS, +34 PDR in 1993) and **Craig Cooper** (1.175 OPS, +34 PDR in 2006) are the only Notre Dame baseball players ever to post an on-base-plus-slugging score above 1.150 and a plate-discipline ratio (BB+HBP-SO) above +30 during the same season.

TIMES HIT-BY-PITCH

1. Brett Lilley (2008).....	31
2. Brett Lilley (2005).....	30
3. Cody Rizzo (2003).....	28
4. Brett Lilley (2007).....	27
5. Alex Netzey (2006).....	23
6. Cody Rizzo (2004).....	21
Cody Rizzo (2005).....	21
Brett Lilley (2006).....	21
9. Ryan Connolly (2010).....	20
10. Greg Lopez (2005).....	16

PLATE DISCIPLINE RATIO (BB+HBP-K)

1. Ed Lund (1988; 44+14-14).....	+44
2. Pat Pesavento (1989; 61+2-21).....	+42
3. Brett Lilley (2008; 31+31-26).....	+36
4. Eric Danapilis (1993; 34+15-15).....	+34
Craig Cooper (2006; 38+10-14).....	+34
6. Dan Szajko (1982; 36+1-4).....	+33
Craig Counsell (1991; 49+2-18).....	+33
Greg Layson (1993; 36+14-17).....	+33
9. Brett Lilley (2005; 34+30-33).....	+31
10. Ryan Topham (1994; 63+4-37).....	+30
Brett Lilley (2007; 31+27-28).....	+30

STOLEN BASES

1. Scott Sollmann (1996).....	52
2. Pat Pesavento (1988).....	38
Pat Pesavento (1989).....	38
Steve Sollmann (2003).....	38
5. Steve Stanley (2002).....	32
6. Greg Layson (1994).....	31
Steve Stanley (2001).....	31
8. Dan Bautch (1990).....	29
Steve Stanley (2000).....	29
10. Matt Haas (1993).....	28
A.J. Pollock (2008).....	28

STOLEN BASE PERCENTAGE

(min. eight stolen bases)

1. David Mills (2008).....	1.000 (9-9)
Frank Fiaschi (1976).....	1.000 (8-8)
Dave Lazzeri (1976).....	1.000 (8-8)
Jeff Felker (1997).....	1.000 (8-8)
Jeremy Barnes (2007).....	1.000 (8-8)
6. Greg Layson (1994).....	.969 (31-32)
7. Paul O'Toole (2000).....	.941 (16-17)
8. Golden Tate (2009).....	.929 (13-14)
9. Scott Rogers (1987).....	.923 (12-13)
10. Casey Snyder (1984).....	.917 (11-12)
Alec Porzel (1999).....	.917 (11-12)

SACRIFICE BUNTS

1. David Mills (2008).....	19
2. Brett Lilley (2006).....	15
3. Mike Moshier (1988).....	14
Mike Coss (1988).....	14
Scott Sollmann (1996).....	14
Mick Doyle (2011).....	14
7. Dan Bautch (1991).....	13
Cory Mee (1992).....	13
Steve Stanley (2000).....	13
Joe Thaman (2002).....	13

SACRIFICE FLIES

1. Robbie Kent (1994).....	9
Mick Doyle (2009).....	9
3. Alec Porzel (2000).....	8
Paul O'Toole (2002).....	8
5. George Restovich (1996).....	7
Alec Porzel (1999).....	7
Steve Stanley (1999).....	7
Jeff Felker (2000).....	7
Andrew Bushey (2002).....	7
Kris Billmaier (2003).....	7
Javi Sanchez (2004).....	7
Greg Lopez (2005).....	7
A.J. Pollock (2008).....	7
David Mills (2010).....	7

TOTAL SACRIFICES (SH/SF)

1. David Mills (2008).....	23 (19/4)
2. Brett Lilley (2006).....	19 (15/4)
3. Andrew Bushey (2002).....	17 (10/7)
4. Mike Moshier (1988).....	16 (14/2)
Cory Mee (1992).....	16 (13/3)
Danny Dressman (2007).....	16 (11/5)
7. Craig Counsell (1991).....	15 (10/5)
Scott Sollmann (1995).....	15 (12/3)
Joe Thaman (2002).....	15 (13/2)
10. Mike Coss (1988).....	14 (14/0)
Mike Coss (1990).....	14 (11/3)
Scott Sollmann (1996).....	14 (14/0)
Todd Frye (1997).....	14 (12/2)
Paul O'Toole (2002).....	14 (6/8)
Steve Stanley (2000).....	14 (13/1)
Billy Boockford (2008).....	14 (10/4)
Mick Doyle (2011).....	14 (14/0)

Current players in **Bold**



*Stellar defensive first baseman **Jeff Felker** (1997-2000) made 524 putouts as a senior in 2000 (now 4th in ND history) while his 21 doubles that season rank 7th in the ND record book. He also ranks among Notre Dame's all-time leaders in doubles (59, 4th), starts (220, t-9th) and closed his career with hits in the final seven games while earning a spot on the all-NCAA Starkville Regional team.*

Season Pitching



David Sinnes' (1990-93) career included a 1.05 ERA as a freshman in 1990 (2nd in the nation that season and 2nd in Notre Dame history). He also posted a 32-8 career record and held the Irish career strikeout record (315) for seven years before Aaron Heilman's 425 strikeouts from 1998-2001.

APPEARANCES

1. Mike Coffey (1989).....	37
2. Aaron Heilman (1998).....	31
Dan Slania (2012).....	31
4. John Corbin (2000).....	30
J.P. Gagne (2003).....	30
Ryan Doherty (2004).....	30
Kyle Weiland (2006).....	30
8. Joe Thaman (2004).....	29
Joe Spano (2012).....	29
10. Chris Michalak (1990).....	28
John Corbin (1999).....	28
J.P. Gagne (2002).....	28
Dan Kapala (2004).....	28

GAMES STARTED

1. Tom Price (1994).....	19
2. Brian Piotrowicz (1989).....	18
3. Erik Madsen (1989).....	17
Alex Shilliday (1998).....	17
5. Chris Michalak (1992).....	16
Tim Kalita (1999).....	16
Tom Thornton (2005).....	16
8. Erik Madsen (1988).....	15
Pat Leahy (1990).....	15
Pat Leahy (1992).....	15
Chris Michalak (1993).....	15
Tom Price (1993).....	15
Brad Lidge (1998).....	15
Aaron Heilman (2001).....	15
Danny Tamayo (2001).....	15
Chris Niesel (2003).....	15
Chris Niesel (2004).....	15
Tom Thornton (2004).....	15
Jeff Samardzija (2006).....	15
David Phelps (2007).....	15
Brian Dupra (2011).....	15
Cole Johnson (2011).....	15
Will Hudgins (2012).....	15
Adam Norton (2012).....	15

EARNED RUN AVERAGE

(min. 40 innings pitched)	
1. Jack Mitchell (1960).....	0.71 (4/50.2)
2. David Sinnes (1990).....	1.05 (8/68.2)
3. Nick Palihniich (1959).....	1.25 (9/64.2)
4. Phil Donnelly (1962).....	1.27 (7/49.2)
5. Chuck Symeon (1957).....	1.31 (9/62.0)
6. Nick Furlong (1969).....	1.50 (9/54.0)
Mark Clementz (1982).....	1.50 (7/42.0)
8. Aaron Heilman (1998).....	1.61 (12/67.0)
9. Mickey Walker (1963).....	1.73 (14/73.0)
10. Aaron Heilman (2001).....	1.74 (22/114.0)
11. A.J. Jones (1993).....	1.79 (8/40.1)
12. Tom Thornton (2003).....	1.81 (11/54.2)
13. Jack Mitchell (1959).....	1.85 (9/43.2)
14. Grant Johnson (2004).....	1.87 (12/57.2)
15. David Phelps (2007).....	1.88 (23/110.1)
16. Brian Piotrowicz (1990).....	1.90 (17/80.2)
17. Peter Ogilvie (2001).....	1.90 (11/52.0)
18. Wade Korpi (2006).....	2.00 (17/76.1)
19. Jim Phelps (1969).....	2.03 (9/40.0)
20. Will Hudgins (2012).....	2.06 (22/96.1)
21. Larry Mohs (1994).....	2.09 (14/60.1)
22. Rick Rusteck (1963).....	2.18 (16/66.0)
23. Chris Michalak (1992).....	2.20 (29/118.2)
24. Darin Schmalz (1996).....	2.23 (21/84.2)
25. Brian Piotrowicz (1989).....	2.24 (28/112.1)

SHUTOUTS

1. Billy Burke (1909).....	5
2. Jean Dubuc (1908).....	4
3. Eight players.....	3
Last times: Chris Michalak (1993),	
Aaron Heilman (2001), Danny Tamayo (2001)	

INNINGS PITCHED

1. Tom Price (1994).....	140.1
2. Chris Michalak (1992).....	118.2
3. Chris Michalak (1993).....	117.1
4. Aaron Heilman (2001).....	114.0
5. Danny Tamayo (2001).....	112.2
6. Brian Piotrowicz (1989).....	112.1
7. David Phelps (2007).....	110.1
8. Aaron Heilman (1999).....	109.0
9. Brian Dupra (2011).....	104.2
10. Erik Madsen (1989).....	104.0

WINS

1. Aaron Heilman (2001).....	15-0
2. Tom Price (1994).....	14-5
3. Tom Price (1993).....	12-2
4. Aaron Heilman (1999).....	11-2
Brian Piotrowicz (1989).....	11-4
Alan Waliana (1991).....	11-5
Chris Michalak (1993).....	11-5
8. Hugh Mageveney (1924).....	10
Frank Scanlan (1908).....	10-0
Aaron Heilman (2000).....	10-2
David Sinnes (1993).....	10-3
Erik Madsen (1989).....	10-4
Chris Michalak (1992).....	10-5

CONSECUTIVE WINNING DECISIONS

1. Aaron Heilman (2001).....	15
2. Frank Scanlan (1908).....	10
Aaron Heilman (2000).....	10

UNDEFEATED SEASON STARTS

1. Aaron Heilman (2001).....	15-0
2. Frank Scanlan (1908).....	10-0
3. Bill Ryan (1910).....	9-0
Hugh Mageveney (1924).....	9-0
Tim Kraus (1994).....	9-0
John Axford (2003).....	9-0

WINNING PERCENTAGE

(min. 8 decisions)	
1. Aaron Heilman (2001).....	1.000 (15-0)
Frank Scanlan (1908).....	1.000 (10-0)
Tim Kraus (1994).....	1.000 (9-0)
Sam O'Gorman (1906).....	1.000 (8-0)
Herb Kelly (1912).....	1.000 (8-0)
6. Bill Ryan (1910).....	.900 (9-1)
Stan Konopka (1953).....	.900 (9-1)
Chris Michalak (1991).....	.900 (9-1)
Chris Niesel (2003).....	.900 (9-1)
10. Jean Dubuc (1908).....	.889 (8-1)
Pat Leahy (1990).....	.889 (8-1)
David Sinnes (1992).....	.889 (8-1)
Jeff Samardzija (2005).....	.889 (8-1)

COMPLETE GAMES

1. Aaron Heilman (2001).....	12
2. Billy Ryan (1910).....	11
3. Frank Scanlan (1908).....	10
Jim Sholl (1977).....	10
Chris Michalak (1993).....	10
Tom Price (1994).....	10
7. Bill Fleet (1901).....	8
Ed Reulbach (1903).....	8
Jean Dubuc (1908).....	8
Bill Heyl (1910).....	8
Mickey Karkut (1970).....	8
Bob Bartlett (1981).....	8
Chris Michalak (1992).....	8
Aaron Heilman (2000).....	8



Jack Mitchell (1959-61) remains fourth on the Notre Dame career ERA list (2.49), highlighted by the best season ERA in Irish history: 0.71 in 1960, when he allowed four earned runs and just 35 hits in 50.2 innings (47 SO, 24 BB).

SAVES

(since 1976)

1. Kyle Weiland (2006).....	16
2. J.P. Gagne (2003).....	13
Dan Slania (2012).....	13
4. Ryan Doherty (2004).....	12
5. John Corbin (2000).....	11
6. Mike Coffey (1989).....	10
7. Aaron Heilman (1998).....	9
John Corbin (1999).....	9
9. Ryan Doherty (2005).....	7
Steven Mazur (2010).....	7
Kyle Weiland (2008).....	7

OPPONENT BATTING AVERAGE

(since 1991/min. 40 IP)

1. David Sinnes (1992).....	.163 (33/202)
2. Aaron Heilman (2001).....	.173 (70/404)
3. Grant Johnson (2004).....	.188 (39/208)
4. David Sinnes (1993).....	.198 (63/318)
5. Aaron Heilman (1998).....	.198 (46/232)
6. Larry Mohs (1994).....	.201 (46/229)
7. Wade Korpi (2006).....	.204 (55/272)
8. Chris Michalak (1992).....	.205 (87/425)
9. Jeff Samardzija (2004).....	.209 (50/239)
10. Joe Thaman (2004).....	.210 (37/176)

FEWEST HITS ALLOWED PER 9 IP

(min. 30 IP)

1. Sam Elam (2007).....	4.26 (15/31.2)
2. Ed Lupton (1963).....	4.83 (22/41.0)
3. Ryan Doherty (2004).....	5.03 (19/34.0)
4. David Sinnes (1992).....	5.09 (33/58.1)
5. David Sinnes (1990).....	5.11 (39/68.2)
6. Dan McGinn (1965).....	5.12 (29/51.0)
7. Mitchell Stoltz (1975).....	5.23 (19/32.2)
8. Charles Scrivani (1958).....	5.28 (18/30.2)
9. Ryan Sharpley (2008).....	5.51 (20/32.2)
10. Aaron Heilman (2001).....	5.53 (70/114.0)

STRIKEOUTS

1. Aaron Heilman (1999).....	118
Aaron Heilman (2000).....	118
3. Aaron Heilman (2001).....	111
Jeff Manship (2006).....	111
5. Danny Tamayo (2001).....	106
6. Frank Carpin (1958).....	102
David Phelps (2007).....	102
8. Tim Kalita (1999).....	97
9. Wade Korpi (2006).....	94
10. Alex Shilliday (1998).....	93
Brad Lidge (1998).....	93
Brian Dupra (2011).....	93



Larry Mohs (1994-95, 1997) allowed just one home run in 60.1 innings pitched as a freshman in 1994. He later made an inspiring return from "Tommy John" reconstructive elbow surgery for the 1997 season, posting a team-best 2.66 ERA while saving four games.

STRIKEOUTS PER 9 IP

(min. 30 IP)

1. Frank Carpin (1958).....	12.63 (102/72.2)
2. Dan McGinn (1965).....	12.18 (69/51.0)
Ryan Doherty (2004).....	12.18 (46/34.0)
4. Rick Rusteck (1963).....	12.14 (89/66.0)
5. Ryan Doherty (2005).....	11.10 (44/35.2)
6. Wade Korpi (2006).....	11.08 (94/76.1)
7. Sam Elam (2009).....	10.91 (38/31.1)
8. Dan Slania (2012).....	10.74 (37/31.0)
9. Jeff Manship (2006).....	10.63 (111/94.0)
10. Richard Bunker (1955).....	10.59 (60/51.0)

FEWEST WALKS PER 9 IP

(min. 30 IP)

1. Tom Price (1994).....	0.58 (9/140.1)
2. Adam Norton (2012).....	0.64 (7/98.0)
3. Tom Thornton (2006).....	0.77 (7/82.1)
4. David Mills (2010).....	0.89 (3/30.1)
5. Todd Miller (2011).....	1.22 (11/81.1)
6. Scott Cavey (1999).....	1.23 (8/58.1)
7. Alan Waliana (1990).....	1.29 (10/70.0)
8. James Cross (1985).....	1.33 (9/61.0)
9. Danny Tamayo (2001).....	1.36 (17/112.2)
10. Eric Maust (2007).....	1.42 (7/44.1)

STRIKEOUT-TO-WALK RATIO

(min. 30 IP)

1. Tom Price (1994).....	9.44 (85/9)
2. Adam Norton (2012).....	8.71 (61/7)
3. Tom Thornton (2006).....	8.29 (58/7)
4. David Mills (2010).....	6.33 (19/3)
5. Danny Tamayo (2001).....	6.24 (106/17)
6. Scott Cavey (1999).....	5.88 (47/8)
7. Alan Waliana (1993).....	5.62 (73/13)
8. Alan Waliana (1992).....	4.80 (72/15)
9. Alan Waliana (1990).....	4.60 (46/10)
10. Chris Niesel (2003).....	4.58 (87/19)

MOST INNINGS WITHOUT HR ALLOWED

1. Darin Schmalz (1996).....	84.2
2. Tim Kraus (1994).....	62.2
3. Tom Thornton (2003).....	54.2
4. Peter Ogilvie (2001).....	52.0
5. Pat Connaughton (2012).....	45.1
6. Eric Maust (2007).....	44.1
7. Kyle Weiland (2007).....	41.1

MOST INNING PER HOME RUN ALLOWED

1. Chris Michalak (1991).....	87.1
2. Wade Korpi (2006).....	76.1
3. John Axford (2002).....	70.2
4. Chris McKeown (1997).....	69.0
5. Larry Mohs (1994).....	60.1
6. Kyle Weiland (2006).....	49.1

Note: HR stats kept since 1987.

MOST INNINGS WITHOUT A WILD PITCH

1. Chris Michalak (1992).....	118.2
2. Darin Schmalz (1996).....	84.2
3. Tom Thornton (2006).....	82.1
4. Brian Conway (1989).....	71.1
5. Chris McKeown (1998).....	44.1
6. Mike Naumann (2001).....	41.2

MOST INNINGS PER WILD PITCH

1. Cole Johnson (2011).....	101.0
2. Darin Schmalz (1995).....	85.1
3. Wade Korpi (2006).....	76.1
4. Steve Sabatino (2010).....	71.2
5. Brian Conway (1989).....	71.1
6. J.P. Gagne (2001).....	70.2
7. Tom Price (1994).....	70.1
8. Alan Waliana (1990).....	70.0
9. Michael Deasey (1981).....	63.1

Note: WP stats kept since 1978.

FIELDING PUTOUTS

(since 1982)

1. Joe Binkiewicz (18; 1992).....	628
2. Joe Thaman (18; 2001).....	550
3. George Restovich (18; 1996).....	533
4. Jeff Felker (18; 2000).....	524
5. Craig Cooper (18; 2006).....	523
6. Craig DeSensi (18; 1995).....	519
7. Joe Thaman (18; 2002).....	514
8. Matt Edwards (C; 2004).....	510
9. Tim Hutson (18; 1988).....	503
10. Dan Leatherman (18; 1998).....	461

FIELDING ASSISTS

(since 1982)

1. Pat Pesavento (1989).....	222
2. Pat Pesavento (1988).....	216
3. Craig Counsell (1992).....	208
4. Craig Counsell (1991).....	189
5. J.J. Brock (1998).....	186
6. Matt Macri (2003).....	184
7. Alec Porzel (2001).....	183
8. Alec Porzel (2000).....	182
Greg Lopez (2004).....	182
10. Steve Sollmann (2003).....	181

FIELDING CHANCES WITHOUT AN ERROR

(since 1982)

1. Joe Binkiewicz (1991).....	320
2. Casey Martin (2008).....	272
3. Jeff Wagner (1997).....	181
4. A.J. Pollock (2009).....	159
5. Ryan Topham (1995).....	137
6. Dick Gaberik (1953).....	117
7. Justin Scholl (1995).....	103
8. Rowan Richards (1995).....	83

Current players in **Bold**



Alan Waliana (1990-93) helped Notre Dame post one of its most significant victories of the past 50 years, working out of countless jams to beat NCAA Atlantic Regional host Miami 6-3 during the 1992 postseason. Waliana ranks among the top-10 of four major career categories: 5th in wins (30), 6th in innings (324.0), 6th in strikeouts (236) and 8th in appearances (70).

Career Offense



Eric Danapilis (1990-93) ranks among the Notre Dame career top 10 in 13 of 20 categories for position players (most by any player) and holds the distinction of leading Notre Dame in batting average as a freshman (.429) before pacing the Irish in home runs (13) and RBI (85) as a senior.

GAMES PLAYED

1. Steve Stanley (1999-2002).....	256
2. Alec Porzel (1998-2001).....	239
Paul O'Toole (1999-2002).....	239
4. J.J. Brock (1994-98).....	238
5. Craig Counsell (1989-92).....	236
6. Mike Coss (1988-91).....	235
7. Brett Lilley (2005-08).....	231
8. Greg Lopez (2003-06).....	230
9. Jeff Felker (1997-2000).....	228
Jeremy Barnes (2006-09).....	228

GAMES STARTED

1. Steve Stanley (1999-2002).....	256
2. J.J. Brock (1994-98).....	238
3. Alec Porzel (1998-2001).....	234
4. Brett Lilley (2005-08).....	231
5. Paul O'Toole (1999-2002).....	229
6. Craig Counsell (1989-92).....	223
7. Andrew Bushey (1999-2002).....	222
8. Jeremy Barnes (2006-09).....	221
9. Jeff Felker (1997-2000).....	220
Ross Brezovsky (2005-08).....	220

CONSECUTIVE GAMES STARTED

1. Steve Stanley (1999-2002).....	256
2. Pat Pesavento (4/5/86 - 5/28/89).....	204
3. Brant Ust (2/21/97 - 5/29/99).....	179

AT BATS

1. Steve Stanley (1999-2002).....	1,003
2. Alec Porzel (1998-2001).....	897
3. J.J. Brock (1994-98).....	860
4. Jeremy Barnes (2006-09).....	856
5. Steve Sollmann (2001-04).....	840
6. Brett Lilley (2005-08).....	816
7. Paul O'Toole (1999-2002).....	809
8. Pat Pesavento (1986-89).....	806
9. Craig Counsell (1989-92).....	795
10. Jeff Felker (1997-2000).....	792

BATTING AVERAGE

(min. 2.5 AB/gm)

1. Dan Peltier (1987-89).....	406 (257/633)
2. Eric Danapilis (1990-93).....	405 (295/729)
3. Steve Stanley (1999-2002).....	384 (385/1003)
4. Scott Sollmann (1994-96).....	372 (239/643)
5. Brant Ust (1997-99).....	368 (243/660)
6. Pat Pesavento (1986-89).....	367 (296/806)
7. Robbie Kent (1993-94).....	364 (118/324)
8. Randall Brooks (1994-97).....	364 (233/640)
9. A.J. Pollock (2007-09).....	363 (237/653)
10. Mike Amrhein (1994-97).....	361 (269/745)
11. Craig Cooper (2003-06).....	361 (265/734)

HITS

1. Steve Stanley (1999-2002).....	385
2. Steve Sollmann (2001-04).....	302
3. Pat Pesavento (1986-89).....	296
4. Eric Danapilis (1990-93).....	295
5. Alec Porzel (1998-2001).....	279
6. Brett Lilley (2005-08).....	274
7. J.J. Brock (1994-98).....	272
8. Mike Amrhein (1994-97).....	269
9. Craig Cooper (2003-06).....	265
10. Jeremy Barnes (2006-09).....	261

SLUGGING PERCENTAGE

(min. 2 yrs, 200 AB)

1. Brant Ust (1997-99).....	.676 (446/660)
2. Dan Peltier (1987-89).....	.659 (417/633)
3. Jeff Wagner (1996-99).....	.634 (440/694)
4. Eric Danapilis (1990-93).....	.630 (459/729)
5. Shaun Fitzmaurice (1963-64).....	.629 (156/248)
6. Ryan Topham (1993-95).....	.627 (341/544)
7. Brian Stavisky (2000-02).....	.624 (406/651)
8. Mike Amrhein (1994-97).....	.600 (447/745)
9. Robbie Kent (1993-94).....	.577 (187/324)

ON BASE PERCENTAGE

(min. 2 yrs, 200 AB)

1. Eric Danapilis (1990-93).....	.503 (458/910)
2. Dan Peltier (1987-89).....	.484 (362/748)
3. Brett Lilley (2005-08).....	.479 (505/1055)
4. Ryan Topham (1993-95).....	.470 (331/705)
5. Edwin Hartwell (1990-93).....	.467 (231/495)
6. Craig Cooper (2003-06).....	.461 (406/881)
7. Pat Pesavento (1986-89).....	.460 (444/965)
8. Scott Sollmann (1994-96).....	.455 (340/747)
9. James Sass (1988-89).....	.454 (213/469)
10. Matt Haas (1991-94).....	.453 (289/638)

RBI

1. Eric Danapilis (1990-93).....	221
2. Alec Porzel (1998-2001).....	211
3. Dan Peltier (1987-89).....	202
Mike Amrhein (1994-97).....	202
5. Jeremy Barnes (2006-09).....	197
6. Matt Edwards (2002-05).....	195
7. Jeff Wagner (1996-99).....	189
8. Joe Binkiewicz (1989-92).....	176
9. J.J. Brock (1994-97).....	174
10. Brant Ust (1997-99).....	170

HOME RUNS


1. Jeff Wagner (1996-99).....	49
2. Brant Ust (1997-99).....	46
3. Frank Jacobs (1989-91).....	37
Mike Amrhein (1994-97).....	37
Alec Porzel (1998-2001).....	37
6. Ryan Topham (1993-95).....	34
Matt Edwards (2002-05).....	34
8. Joe Binkiewicz (1989-92).....	33
Brian Stavisky (2000-02).....	33
10. Paul O'Toole (1999-2002).....	31

TRIPLES

1. Scott Sollmann (1994-96).....	24
2. J.J. Brock (1994-98).....	16
3. Shaun Fitzmaurice (1963-64).....	14
George Restovich (1994-96).....	14
Randall Brooks (1994-97).....	14
Brian Stavisky (2000-02).....	14
Jeremy Barnes (2006-09).....	14
8. Paul Failla (1992-94).....	13
Ryan Topham (1993-95).....	13
10. Alec Porzel (1998-2001).....	12
Steve Stanley (1999-2002).....	12
Eric Danapilis (1990-93).....	12
Matt Macri (2002-04).....	12



Mike Coss (1988-91) set Notre Dame records for career games played (235, now 6th) and started (218, now 11th), also setting the Irish career record with 36 total sacrifices (now 9th) and ranking 8th in career fielding assists (510).



Jeff Wagner (1996-99) compiled one of the top power-hitting careers in Irish history, currently ranking 1st in career home runs (49), 7th in RBI (189) and t-10th in doubles (50). His 17 home runs in 1997 rank 5th on the Irish single-season list and he hit two home runs in a game at Eck Stadium five times in his career (all other Irish players have combined for only 11 multi-HR games at Eck).

DOUBLES

1.	Alec Porzel (1998-2001).....	77
2.	Eric Danapilis (1990-93).....	61
3.	Dan Peltier (1987-89).....	60
4.	Jeff Felker (1997-2000).....	59
5.	Mike Amrhein (1994-97).....	58
6.	Andrew Bushey (1999-2002).....	54
7.	Craig Cooper (2003-06).....	52
8.	Brant Ust (1997-99).....	51
	Matt Edwards (2002-05).....	51
10.	Craig Counsell (1989-92).....	50
	Jeff Wagner (1996-99).....	50

RUNS SCORED

1.	Steve Stanley (1999-2002).....	256
2.	Pat Pesavento (1986-89).....	246
3.	Greg Layson (1991-94).....	219
4.	Brett Lilley (2005-08).....	212
5.	Steve Sollmann (2001-04).....	211
6.	Eric Danapilis (1990-93).....	205
7.	Craig Counsell (1989-92).....	204
8.	Mike Amrhein (1994-97).....	195
9.	Paul O'Toole (1999-2002).....	191
	Craig Cooper (2003-06).....	191

STOLEN BASES

1.	Steve Stanley (1999-2002).....	116
2.	Scott Sollmann (1994-96).....	101
3.	Pat Pesavento (1986-89).....	94
4.	Steve Sollmann (2001-04).....	84
5.	Greg Layson (1991-94).....	80
6.	Dan Bautch (1990-92).....	68
7.	A.J. Pollock (2007-09).....	60
8.	Paul O'Toole (1999-2002).....	54
9.	Eric Danapilis (1990-93).....	46
10.	Craig Cooper (2003-06).....	45

STOLEN BASE PERCENTAGE

(min. 35 SB)	
1.	A.J. Pollock (2007-09)..... .870 (60-69)
2.	Dan Bautch (1990-92)..... .810 (68-84)
3.	Greg Layson (1991-94)..... .800 (80-100)
4.	Scott Sollmann (1994-96)..... .795 (101-127)
5.	Pat Pesavento (1986-89)..... .790 (94-119)
6.	Steve Stanley (1999-2002)..... .768 (116-151)
7.	Dan Szajko (1979-82)..... .766 (36-47)
8.	Steve Sollmann (2001-04)..... .757 (84-111)
9.	Frank DeSico (2010-)..... .750 (30-40)
10.	Craig Counsell (1989-92)..... .740 (37-50)

TOTAL BASES

1.	Alec Porzel (1998-2001).....	487
2.	Steve Stanley (1999-2002).....	462
3.	Eric Danapilis (1990-93).....	459
4.	Mike Amrhein (1994-97).....	447
5.	Brant Ust (1997-99).....	446
6.	Jeff Wagner (1996-99).....	440
7.	Dan Peltier (1987-89).....	417
	Jeremy Barnes (2006-09).....	417
9.	Paul O'Toole (1999-2002).....	409
	Craig Cooper (2003-06).....	409

WALKS

1.	Craig Counsell (1989-92).....	166
2.	Ryan Topham (1993-95).....	149
3.	Greg Layson (1991-94).....	148
4.	Pat Pesavento (1986-89).....	143
5.	Joe Binkiewicz (1989-92).....	132
6.	Eric Danapilis (1990-93).....	131
7.	Steve Stanley (1999-2002).....	126
8.	Brett Lilley (2005-08).....	122
9.	Ed Lund (1987-90).....	116
10.	Frank Jacobs (1989-91).....	113
	Jeremy Barnes (2006-09).....	113

TIMES HIT BY PITCH

*1.	Brett Lilley (2005-08).....	109
2.	Cody Rizzo (2003-06).....	84
3.	Alex Nettley (2003-06).....	42
4.	Craig DeSensi (1992-95).....	38
5.	Dan Bautch (1990-92).....	36
	Greg Layson (1991-94).....	36
7.	Greg Lopez (2003-06).....	34
8.	Ed Lund (1988-90).....	32
	Eric Danapilis (1990-93).....	32
10.	Craig Cooper (2003-06).....	30
	Ryan Connolly (2006-10).....	30

SACRIFICE BUNTS

1.	Cory Mee (1989-92).....	49
2.	Greg Lopez (2003-06).....	32
	Danny Dressman (2004-07).....	32
4.	David Mills (2007-10).....	31
5.	Mike Moshier (1986-89).....	30
	Mike Coss (1988-91).....	30
	Steve Stanley (1999-2002).....	30
	Brett Lilley (2005-08).....	30
9.	Dan Bautch (1990-92).....	26
	Craig Counsell (1989-92).....	26
	Greg Sherry (2008-11).....	26

TOTAL SACRIFICES (SH/SF)

1.	Cory Mee (1989-92).....	57 (49/8)
2.	Greg Lopez (2003-06).....	48 (32/16)
3.	David Mills (2007-10).....	46 (31/15)
4.	Steve Stanley (1999-2002).....	45 (30/15)
5.	Danny Dressman (2004-07).....	41 (32/9)
6.	Craig Counsell (1989-92).....	38 (26/12)
	Brett Lilley (2005-08).....	38 (30/8)
8.	Mick Doyle (2008-11).....	37 (24/13)
9.	Mike Coss (1988-91).....	36 (30/6)
10.	Eric Danapilis (1990-93).....	35
	Ross Brezovsky (2005-08).....	35 (20/15)

FIELDING PUTOUTS


1.	Joe Binkiewicz (18; 1989-92).....	1,583
2.	Jeff Felker (18/RF; 1997-2000).....	1,411
3.	Joe Thaman (18/LHP; 2001-04).....	1,387
4.	Paul O'Toole (C/3B; 1999-2002).....	1,347
5.	Matt Edwards (3B/1B; 2002-05).....	1,228
6.	Tim Hutson (1B; 1986-88).....	1,147
7.	Bob Lisanti (C; 1992-96).....	1,029
8.	Sean Gaston (C; 2004-08).....	969
9.	Casey Martin (1B; 2008-10).....	911
10.	Ed Lund (C; 1988-90).....	848

FIELDING ASSISTS

1.	Steve Sollmann (2001-04).....	629
2.	J.J. Brock (1994-98).....	619
3.	Pat Pesavento (1986-89).....	617
4.	Greg Lopez (2003-06).....	584
5.	Brett Lilley (2005-08).....	571
6.	Alec Porzel (1998-2001).....	562
7.	Jeremy Barnes (2006-09).....	556
8.	Mike Coss (1988-91).....	510
9.	Craig Counsell (1989-92).....	493
10.	Frank DeSico (2010-).....	477

Current players in Bold

*NCAA Record



First baseman **Joe Binkiewicz** (1989-92) still holds the Notre Dame career record for putouts (1,583) and remains among the Irish all-time leaders for home runs (8th with 33), RBI (8th with 176), doubles (15th with 48) and walks (5th with 132).

Career Pitching

APPEARANCES

1. J.P. Gagne (2000-03).....	94
2. Chris Michalak (1990-93).....	92
3. Aaron Heilman (1998-2001).....	83
4. Will Hudgins (2009-12).....	78
5. Mike Coffey (1987-90).....	73
6. Mike Dury (2004-07).....	72
7. Tom Price (1991-94).....	71
8. Alan Walania (1990-93).....	70
9. David Sinnes (1990-93).....	69
Jess Stewart (2004-07).....	69
Kyle Weiland (2006-08).....	69

GAMES STARTED

1. Tom Price (1991-94).....	56
2. Darin Schmalz (1994-97).....	53
Tom Thornton (2003-06).....	53
4. Brian Piotrowicz (1987-90).....	52
5. Brian Dupra (2008-11).....	51
6. Chris Niesel (2002-04).....	47
7. Pat Leahy (1990-92).....	44
Alex Shilliday (1996-99).....	44
Aaron Heilman (1998-2001).....	44
Wade Korpi (2005-08).....	44

INNINGS PITCHED

1. Aaron Heilman (1998-2001).....	393.2
2. Tom Price (1991-94).....	390.0
3. Chris Michalak (1990-93).....	372.2
4. Brian Piotrowicz (1987-90).....	337.2
5. Tom Thornton (2003-06).....	332.2
6. Alan Walania (1990-93).....	324.0
7. Brian Dupra (2008-11).....	315.2
8. Darin Schmalz (1994-97).....	298.2
9. J.P. Gagne (2000-03).....	298.0
10. David Sinnes (1990-93).....	297.1

EARNED RUN AVERAGE

(min. 60 IP)

1. Dan Slania (2011-).....	2.19 (20/61.2)
2. Mike Dury (2004-07).....	2.20 (20/81.2)
3. Nick Palihnich (1959-61).....	2.36 (39/148.2)
4. Jack Mitchell (1959-61).....	2.49 (41/148.1)
5. Aaron Heilman (1998-2001) ..	2.49 (109/393.2)
6. Larry Mohs (1994-97).....	2.52 (33/117.2)
7. Brandon Vilorio (2000-03).....	2.58 (24/83.2)
8. Phil Donnelly (1961-63).....	2.64 (33/112.2)
9. Ryan Doherty (2003-05).....	2.84 (31/98.1)
10. Tom Price (1991-94).....	2.84 (123/390.0)

WINS

1. Aaron Heilman (1998-2001).....	43-7
2. Tom Price (1991-94).....	40-10
3. Chris Michalak (1990-93).....	34-13
4. David Sinnes (1990-93).....	32-8
5. Alan Walania (1990-93).....	30-12
Darin Schmalz (1994-97).....	30-13
7. Tom Thornton (2003-06).....	27-12
Brian Piotrowicz (1987-90).....	27-17
9. Pat Leahy (1990-92).....	25-7
J.P. Gagne (2000-03).....	25-16
Alex Shilliday (1996-99).....	25-17

CONSECUTIVE WINNING DECISIONS

1. Ed Walsh (1926-28).....	17 (4/5/8)
2. Frank Scanlan (1907-09).....	16 (2/10/4)
3. Aaron Heilman (2001).....	15
4. Herb Kelly (1912-14).....	14 (8/5/1)

WINNING PERCENTAGE

(min. 16 decisions)

1. Herb Kelly (1912-14).....	.917 (22-2)
2. Frank Scanlan (1907-09).....	.864 (19-3)
3. Aaron Heilman (1998-2001).....	.860 (43-7)
4. Hugh Mageveney (1922-24).....	.857 (18-3)
5. Chris Niesel (2002-04).....	.840 (21-4)
6. Bill Heyl (1909-11).....	.818 (18-4)
7. Tom Price (1991-94).....	.800 (40-10)
David Sinnes (1990-93).....	.800 (32-8)
9. Scott Cavey (1997-2000).....	.789 (15-4)
Will Hudgins (2009-12).....	.789 (15-4)

SHUTOUTS

1. Jean Dubuc (1907-08).....	7
Frank Scanlan (1907-09).....	7
Chris Michalak (1991-93).....	7
4. Herb Kelly (1912-14).....	6
Aaron Heilman (1998-2001).....	6

COMPLETE GAMES

1. Norwood Gibson (1896-1900).....	28
2. Aaron Heilman (1998-2001).....	26
3. Tom Price (1991-94).....	24
4. Frank Scanlan (1907-09).....	22
5. Bob Stratta (1973-76).....	21
6. Bill Heyl (1909-11).....	20
Don Wolfe (1975, '77-'78).....	20
Chris Michalak (1990-93).....	20
9. Jim Sholl (1974-77).....	18
10. Rufus Waldorf (1905-07).....	17
Darin Schmalz (1994-97).....	17

HITS ALLOWED PER 9 IP

(min. 60 IP)

1. Sam Elam (2006-09).....	5.66 (48/76.1)
2. Ryan Doherty (2003-05).....	6.22 (68/98.1)
3. Dan McGinn (1964-65).....	6.27 (52/74.2)
4. Ed Lupton (1963-65).....	6.29 (113/161.2)
5. David Sinnes (1990-93).....	6.69 (221/297.1)
6. Aaron Heilman (1998-2001) ..	6.74 (295/393.2)
7. Rich Rusteck (1961-63).....	6.81 (83/109.2)
8. Larry Mohs (1994-97).....	6.96 (91/117.2)

SAVES

1. Kyle Weiland (2006-08).....	25
2. John Corbin (1997-2000).....	20
Ryan Doherty (2003-05).....	20
4. J.P. Gagne (2000-03).....	19
5. Dan Slania (2011-).....	17
6. Mike Coffey (1988-90).....	12
Chris Michalak (1990-93).....	12
Aaron Heilman (1998-2001).....	12
9. Larry Mohs (1994-97).....	10
10. Rich Sauger (1994-96).....	9
Steven Mazur (2007-10).....	9

STRIKEOUTS

1. Aaron Heilman (1998-2001).....	425
2. David Sinnes (1990-93).....	315
3. Tom Price (1991-94).....	276
4. Alex Shilliday (1996-99).....	265
5. Chris Michalak (1990-93).....	263
Alan Walania (1990-93).....	236
7. Chris Niesel (2002-04).....	233
8. Wade Korpi (2005-08).....	227
9. Brian Dupra (2008-11).....	224
10. Tim Kalita (1997-99).....	214

STRIKEOUTS PER 9 IP

(min. 60 IP)

1. Dan McGinn (1964-65).....	12.66 (105/74.2)
2. Ryan Doherty (2003-05).....	12.26 (134/98.1)
3. Rich Rusteck (1961-63).....	10.75 (131/109.2)
4. Jeff Manship (2004-06).....	10.11 (131/116.2)
5. Brad Lidge (1996-98).....	9.93 (143/129.2)
6. Sam Elam (2006-09).....	9.90 (84/76.1)
7. Aaron Heilman (1998-2001) ..	9.72 (425/393.2)
8. David Sinnes (1990-93).....	9.53 (315/297.1)
9. Steve Mazur (2007-10).....	9.32 (77/74.1)
10. Rob Hughes (1975-77).....	9.29 (75/72.2)

FEWEST WALKS PER 9 IP

(min. 60 IP)

1. Adam Norton (2010-).....	1.24 (23/166.2)
2. Brandon Vilorio (2000-03).....	1.61 (15/83.2)
3. Alan Walania (1990-93).....	1.64 (59/324.0)
4. Todd Miller (2008-11).....	1.70 (28/148.2)
5. David Mills (2007-10).....	1.70 (13/68.2)
6. Tom Thornton (2003-06).....	1.73 (64/332.2)
7. Sean Fitzgerald (2011-).....	1.81 (21/104.2)
8. Tom Price (1991-94).....	1.85 (80/390.0)
9. Brad Cross (1983-86).....	1.88 (27/129.1)
10. Chris Niesel (2002-04).....	1.88 (57/272.2)
11. Nick Palihnich (1959-61).....	1.94 (32/148.2)
12. Darin Schmalz (1994-97).....	2.05 (68/298.2)

STRIKEOUT-TO-WALK RATIO

(min. 60 IP)

1. Adam Norton (2010-).....	5.13 (118/23)
2. Chris Niesel (2002-04).....	4.09 (233/57)
3. Alan Walania (1990-93).....	4.00 (236/59)
4. Sean Fitzgerald (2011-).....	3.90 (82/21)
5. Aaron Heilman (1998-2001) ..	3.66 (425/116)
6. Ryan Doherty (2003-05).....	3.62 (134/37)
7. Nick Palihnich (1959-61).....	3.59 (115/32)
8. Tom Price (1991-94).....	3.54 (276/78)

Current players in **Bold**



Tom Price (1991-94) ranks among the top seven in several career pitching categories, including 1st in starts (56), 2nd in innings pitched (390.0) and wins (40-10, the 7th-best win pct.), 3rd in complete games (24) and strikeouts (276), and 9th in ERA (2.84). Price's Irish records for wins and innings were broken in 2001 by four-year All-American **Aaron Heilman** (43-7, 393.2 IP).

CAREER

BATTING AVERAGE

(min. 2.5 AB/team gm)

1. Steve Stanley (1999-2002)	384
2. Scott Sollmann (1994-96)	372
3. Brant Ust (1997-99)	368
4. Randall Brooks (1994-97)	364
5. A.J. Pollock (2007-09)	363

HITS

1. Steve Stanley (1999-2002)	385
2. Steve Sollmann (2001-04)	302
3. Alec Porzel (1998-2001)	279
4. Brett Lilley (2005-08)	274
5. J.J. Brock (1994-98)	272

HOME RUNS

1. Jeff Wagner (1996-99)	49
2. Brant Ust (1997-99)	46
3. Mike Amrhein (1994-97)	37
Alec Porzel (1998-2001)	37
Ryan Topham (1993-95)	34
Matt Edwards (2002-05)	34

RBI

1. Alec Porzel (1998-2001)	211
2. Mike Amrhein (1994-97)	202
3. Jeremy Barnes (2006-09)	197
4. Matt Edwards (2002-05)	195
5. Jeff Wagner (1996-99)	189

STOLEN BASES

1. Steve Stanley (1999-2002)	116
2. Scott Sollmann (1994-96)	101
3. Steve Sollmann (2001-04)	84
4. A.J. Pollock (2007-09)	60
5. Paul O'Toole (1999-2002)	54

ON BASE PERCENTAGE

(min. 2 yrs. 200 AB)

1. Brett Lilley (2005-08)	479
2. Ryan Topham (1993-95)	470
3. Craig Cooper (2003-06)	461
4. Scott Sollmann (1994-96)	455
5. Steve Stanley (1999-2002)	449

SLUGGING PERCENTAGE

(min. 2 yrs. 200 AB)

1. Brant Ust (1997-99)	676
2. Jeff Wagner (1996-99)	634
3. Ryan Topham (1993-95)	627
4. Brian Stavisky (2000-02)	624
5. Mike Amrhein (1994-97)	600

TRIPLES

1. Scott Sollmann (1994-96)	24
2. J.J. Brock (1994-98)	16
3. George Restovich (1994-96)	14
Randall Brooks (1994-97)	14
Brian Stavisky (2000-02)	14
Jeremy Barnes (2006-09)	14

DOUBLES

1. Alec Porzel (1998-2001)	77
2. Jeff Felker (1997-2000)	59
3. Mike Amrhein (1994-97)	58
4. Andrew Bushey (1999-2002)	54
5. Craig Cooper (2003-06)	52

RUNS SCORED

1. Steve Stanley (1999-2002)	256
2. Brett Lilley (2005-08)	212
3. Steve Sollmann (2001-04)	211
4. Mike Amrhein (1994-97)	195
5. Paul O'Toole (1999-2002)	191
Craig Cooper (2003-06)	191

ERA

(min. 60 IP)

1. Dan Slania (2011-)	2.19
2. Mike Dury (2004-07)	2.20
3. Aaron Heilman (1998-2001)	2.49
4. Larry Mohs (1994-97)	2.52
5. Brandon Vilorio (2000-03)	2.58

WINS

1. Aaron Heilman (1998-2001)	43-7
2. Darin Schmalz (1994-97)	30-13
3. Tom Thornton (2003-06)	27-12
4. J.P. Gagne (2000-03)	25-16
Alex Shilliday (1996-99)	25-17

WINNING PERCENTAGE

(min. 16 decisions)

1. Aaron Heilman (1998-2001)860 (43-7)
2. Chris Niesel (2002-04)840 (21-4)
3. Scott Gavey (1997-2000)789 (15-4)
Will Hudgins (2009-12)789 (15-4)

GAMES STARTED

1. Darin Schmalz (1994-97)	53
Tom Thornton (2003-06)	53
3. Brian Dupra (2008-11)	51
4. Chris Niesel (2002-04)	47
5. Alex Shilliday (1996-99)	44
Aaron Heilman (1998-2001)	44
Wade Korpi (2005-08)	44

STRIKEOUTS

1. Aaron Heilman (1998-2001)	425
2. Alex Shilliday (1996-99)	265
3. Chris Niesel (2002-04)	233
4. Wade Korpi (2005-08)	227
5. Brian Dupra (2008-11)	224

INNINGS PITCHED

1. Aaron Heilman (1998-2001)	393.2
2. Tom Thornton (2003-06)	332.2
3. Brian Dupra (2008-11)	315.2
4. Darin Schmalz (1994-97)	298.2
5. J.P. Gagne (2000-03)	298.0

SAVES

1. Kyle Weiland (2006-08)	25
2. John Corbin (1997-2000)	20
Ryan Doherty (2003-05)	20
4. J.P. Gagne (2000-03)	19
5. Dan Slania (2011-)	17

APPEARANCES

1. J.P. Gagne (2000-03)	94
2. Aaron Heilman (1998-2001)	83
3. Will Hudgins (2009-12)	78
4. Mike Dury (2004-09)	72
5. Kyle Weiland (2006-08)	69
Jess Stewart (2004-07)	69

SEASON

BATTING AVERAGE

(min. 2.5 AB/team gm)

1. Steve Stanley (2002)	439
2. Craig Cooper (2006)	425
3. Scott Sollmann (1995)	406
4. Steve Stanley (2001)	400
5. Randall Brooks (1996)	396

HITS

1. Steve Stanley (2002)	119
2. Steve Stanley (2001)	102
3. Steve Sollmann (2003)	98
4. Craig Cooper (2006)	97
5. Scott Sollmann (1995)	93

HOME RUNS

1. Ryan Topham (1995)	18
Brant Ust (1998)	18
3. Jeff Wagner (1997)	17
Brant Ust (1999)	17
5. Jeremy Barnes (2009)	15

RBI

1. Ryan Topham (1995)	79
2. Mike Amrhein (1997)	71
3. Jeremy Barnes (2009)	70
4. Mike Amrhein (1995)	69
Jeff Wagner (1997)	69
Matt Edwards (2003)	69

STOLEN BASES

1. Scott Sollmann (1996)	52
2. Steve Sollmann (2003)	38
3. Steve Stanley (2002)	32
4. Steve Stanley (2001)	31

ON BASE PERCENTAGE

(min. 2.5 AB/team gm)

1. Craig Cooper (2006)	522
2. Brett Lilley (2007)	512
3. Steve Stanley (2002)	506
4. Brett Lilley (2005)	502
5. Scott Sollmann (1995)	481

SLUGGING PERCENTAGE

(min. 2.5 AB/team gm)

1. Ryan Topham (1995)	733
2. Brant Ust (1998)	724
3. Jeff Wagner (1997)	712
4. Brant Ust (1999)	682
5. Matt Macri (2004)	667

TRIPLES

1. Scott Sollmann (1995)	11
2. George Restovich (1996)	9
3. J.J. Brock (1997)	8
4. Matt Macri (2004)	7
Randall Brooks (1997)	7

DOUBLES

1. Alec Porzel (2001)	28
2. Alec Porzel (2000)	24
3. Jeff Wagner (1997)	21
Jeff Felker (2000)	21
Matt Edwards (2005)	21

RUNS SCORED

1. Craig Cooper (2006)	79
2. Steve Stanley (2002)	77
3. Craig DeSensi (1995)	76
Steve Stanley (2001)	76
Matt Macri (2004)	76

TOUGHEST TO STRIKEOUT (AB/50)

1. Steve Stanley (2002)	24.64 (271/11)
2. A.J. Pollock (2008)	21.60 (210/10)
3. Andrew Bushey (2001)	17.58 (211/12)

ERA

(min. 40 IP)

1. Aaron Heilman (1998)	1.61 (12/67.0)
2. Aaron Heilman (2001)	1.74 (22/114.0)
3. Tom Thornton (2003)	1.81 (11/54.2)
4. Grant Johnson (2004)	1.87 (12/57.2)
5. David Phelps (2007)	1.88 (23/110.1)

WINS

1. Aaron Heilman (2001)	15-0
2. Aaron Heilman (1999)	11-2
3. Aaron Heilman (2000)	10-2
4. Chris Niesel (2003)	9-1
Tom Thornton (2004)	9-2
Jeff Manship (2006)	9-2
John Axford (2003)	9-3
Darin Schmalz (1997)	9-3
Darin Schmalz (1996)	9-4
J.P. Gagne (2002)	9-4
Alex Shillivay (1998)	9-5
Grant Johnson (2002)	9-5

STRIKEOUTS

1. Aaron Heilman (1999)	118
Aaron Heilman (2000)	118
3. Aaron Heilman (2001)	111
Jeff Manship (2006)	111
5. Danny Tamayo (2001)	106

INNINGS PITCHED

1. Aaron Heilman (2001)	114.0
2. Danny Tamayo (2001)	112.2
3. David Phelps (2007)	110.1
4. Aaron Heilman (1999)	109.0
5. Brian Dupra (2011)	104.2

SAVES

1. Kyle Weiland (2006)	16
2. Dan Slania (2012)	13
J.P. Gagne (2003)	13
4. Ryan Doherty (2004)	12
5. John Corbin (2000)	11

APPEARANCES

1. Dan Slania (2012)	31
Aaron Heilman (1998)	31
3. John Corbin (2000)	30
J.P. Gagne (2003)	30
Ryan Doherty (2004)	30
Kyle Weiland (2006)	30

Current players in **Bold**

Offense Game Records

TEAM RUNS

34-7 vs. Indiana (1900)
28-4 vs. Albion (1911)
28-7 vs. Northwestern (1962)
26-4 vs. Northwestern (1922)
26-10 vs. Western Michigan (1945)
25-14 vs. Purdue (1901)
25-9 vs. Indiana State (1993)
25-1 vs. South Alabama (2002)
25-1 at Georgetown (2008)
24-0 vs. Hillsdale (1903)
24-1 vs. Earl (1913)
23-6 vs. Upper Iowa (1901)
23-2 vs. Colorado State (1957)
23-1 vs. Detroit (2002)

SCORING MARGIN

27 (34-7) vs. Indiana (1900)
24 (24-0) vs. Hillsdale (1903)
24 (28-4) vs. Albion (1911)
24 (25-1) vs. South Alabama (2002)
24 (25-1) at Georgetown (2008)
23 (24-1) vs. Earl (1913)
22 (26-4) vs. Northwestern (1922)
22 (23-1) vs. Detroit (2002)
21 (22-1) vs. Kalamazoo (1909)
21 (23-2) vs. Colorado State (1957)
21 (28-7) vs. Northwestern (1962)
20 (22-2) vs. Minnesota (1920)
20 (21-1) vs. Chicago (1943)
20 (22-2) vs. Northwestern (1958)
20 (21-1) vs. Pittsburgh (2005)

COMBINED RUNS

41 (34-7) vs. Indiana (1900)
40 (18-22) vs. Pittsburgh (2000)
39 (25-14) vs. Purdue (1901)
38 (10-28) vs. Western Michigan (1988)
36 (26-10) vs. Western Michigan (1945)
35 (28-7) vs. Northwestern (1982)
34 (16-18) vs. Chicago (1950)
33 (19-16) vs. Dallas (1999)
34 (25-9) vs. Indiana State (1993)
33 (16-17) vs. Georgia (1966)
32 (28-4) vs. Albion (1911)
31 (9-22) vs. Ohio State (1941)
31 (20-11) vs. Michigan State (1986)
31 (15-16) vs. Detroit (1989)
31 (22-9) vs. Dayton (1989)
31 (21-10) vs. Washington (1995)
31 (12-19) vs. Connecticut (2001)

RUNS SCORED

1. Bobby Lynch 6 vs. Indiana May 25, 1900
Steve Sollmann 6 vs. South Alabama June 1, 2002
3. Fred Morgan 5 vs. Indiana May 25, 1900
John Farley 5 vs. Upper Iowa April 26, 1901
John Walsh 5 vs. Purdue May 3, 1901
Pat Pesavento 5 vs. Penn (at Orlando, FL) March 10, 1989
Brant Ust 5 at Seton Hall April 25, 1998
Matt Macri 5 vs. Minnesota (at FAU) Feb. 29, 2004
Brett Lilley 5 vs. Western Michigan March 21, 2007
Greg Sherry 5 at Georgetown March 20, 2008
A.J. Pollock 5 vs. Milwaukee March 26, 2008

HITS

1. Alec Porzel 6-for-6 vs. Pittsburgh May 7, 2000
Steve Sollmann 6-for-7 vs. South Alabama June 1, 2002
3. Fred "Cy" Williams 5 opponent and date unknown	
Charles Fleming 5 vs. Indiana May 25, 1900
Ed Reulbach 5 vs. Hillsdale April 23, 1903
Anton Stephan 5 vs. Hillsdale April 23, 1903
Roy Gage 5 vs. Hillsdale April 23, 1903
John Brogan 5 vs. Rose Poly May 7, 1906
Clarence Sheehan 5 at DePauw May 15, 1906
Red Smith 5 at Fort Benning April 15, 1927
Tom Sheehan 5 vs. Indiana April 16, 1943
John Creevey 5 at Michigan State April 27, 1943
Tom Sheehan 5 vs. Purdue June 17, 1944
Tim Prister 5 at Oklahoma City March 16, 1982
Tom Shields 5 vs. Northwestern (2) May 4, 1986
James Sass 5 vs. Detroit, gm 2 April 16, 1988
Dan Peltier 5-for-7 vs. Detroit May 18, 1989
Joe Binkiewicz 5-for-5 vs. Dayton May 20, 1989
Scott Sollmann 5-for-6 at Purdue May 10, 1994
Mike Amrhein 5-for-5 vs. Pepperdine (at CSF) Feb. 26, 1995
Allen Greene 5-for-6 vs. IUPUI March 20, 1997
Randall Brooks 5-for-6 vs. Central Michigan March 27, 1997 (12)
Randall Brooks 5-for-6 vs. Boston College (2) April 6, 1997
Dan Leatherman 5-for-5 vs. Toledo April 23, 1998
Brant Ust 5-for-5 at Seton Hall (2) April 25, 1998
Steve Stanley 5-for-5 vs. Milwaukee May 25, 2001
Brian Stavisky 5-for-5 vs. Detroit May 15, 2002
Paul O'Toole 5-for-5 vs. South Alabama June 1, 2002
Sean Gaston 5-for-6 vs. Minnesota (at FAU) Feb. 29, 2004
Matt Macri 5-for-6 vs. Virginia Tech May 22, 2004
Brett Lilley 5-for-5 vs. Cincinnati March 22, 2005
Craig Cooper 5-for-5 at Connecticut (2) April 29, 2006
A.J. Pollock 5-for-6 vs. Western Michigan March 21, 2007
Ryan Connolly 5-for-5 vs. Cincinnati (2) April 24, 2010
Alex Robinson 5-for-5 vs. Purdue Feb. 19, 2011

RBI

1. Bob Roemer 7 vs. Xavier (2) April 15, 1973
Tim Hutson 7 at Wake Forest Feb. 27, 1988
Joe Binkiewicz 7 vs. Evansville (2) April 6, 1991
Edwin Hartwell 7 vs. Illinois-Chicago May 11, 1993
Ryan Topham 7 vs. Illinois April 11, 1995
Andrew Bushey 7 vs. Detroit May 15, 2002
Steve Sollmann 7 vs. South Alabama June 1, 2002

TRIPLES

1. Bob Roemer 3 vs. Xavier (2) April 15, 1973
---------------	---------	----------------------	----------------------

HOME RUNS

1. "Jerry" Sheehan 3 vs. Hillsdale April 23, 1906
Jake Kline 3 vs. Michigan June 3, 1916
Andy Pilney 3 vs. Chicago May 22, 1934
Jim Morris 3 vs. Naval Air Station 1957
Joe Binkiewicz 3 at Evansville (2) April 6, 1991
Joe Binkiewicz 3 at Michigan April 18, 1991
Brant Ust 3 at Seton Hall (2) April 25, 1998
Matt Edwards 3 vs. Western Michigan March 29, 2005

Current players in **Bold**



Randall Brooks (1994-97) had two five-hit games at Eck Stadium in a 10-day span of the 1997 season, spraying five hits versus both Central Michigan (March 27) and Boston College (April 6).



Bob Roemer (1970-73) had a career day in an 11-3 win over Xavier on April 15, 1973, when he set Notre Dame records for RBI (7) and triples (3).

Pitching Game Records



STRIKEOUTS

Frank Carpin (10.0 IP)	19	vs. Indiana	April 16, 1958
Frank Symeon (9.0 IP)	18	at Purdue	April 29, 1958
Aaron Heilman (10.0 IP)	18	at West Virginia (1)	April 15, 2000
Ed Reulbach	16	vs. Indiana	May 25, 1904
Ed Reulbach	16	vs. Beloit	June 7, 1904
Jean Dubuc	16	vs. Minnesota	May 30, 1907
George Murphy	16	vs. St. Viator	May 20, 1917@
Mike Mandjak	16	vs. Chicago	April 30, 1938
Bob Hughes	16	vs. Bethel	April 5, 1977
Bill Perce	15	vs. Kalamazoo	April 21, 1906
Dick Falvey	15	at St. Mary's, KY	March 31, 1923
Ed Walsh	15	vs. Western State	April 21, 1926
Ron Mottl	15	at Ohio State	April 16, 1955
Billy Ryan	14	vs. Winona	April 15, 1908
Richard Bunker	14	vs. Purdue	May 17, 1955
Bob Bartlett	13	at Bethel	April 29, 1980
Don Wolfe	12	vs. Butler	April 20, 1975
Darin Schmalz (9.0 IP)	12	at Georgetown (2)	April 20, 1996
Brad Lidge (7.0 IP)	12	vs. Pittsburgh (2)	April 18, 1998
Aaron Heilman (8.0 IP)	12	vs. Georgia	March 5, 2000
Aaron Heilman (9.0 IP)	12	vs. Rutgers (BET)	May 18, 2001
John Axford (7.0 IP)	12	vs. Western Michigan	April 9, 2003
Chris Niesel (8.1 IP)	12	vs. Ball State (relief)	April 27, 2004
Tom Thornton (8.1 IP)	12	vs. Kent State (NCAAs)	June 5, 2004
Cole Johnson (8.1 IP)	12	at Rutgers	May 7, 2011
Will Hudgins (7.1 IP)	12	vs. Pittsburgh	March 23, 2012
Jim Sholl (7.0 IP)	11	vs. Christian Brothers (2)	March 14, 1977
David Sinnes (7.0 IP)	11	vs. Detroit	May 20, 1993
Christian Parker (7.0 IP)	11	at Georgetown	April 21, 1996
Aaron Heilman (9.0 IP)	11	vs. Creighton	March 11, 1999
Aaron Heilman (9.0 IP)	11	vs. Iowa	March 16, 2000
Chris Niesel (7.1 IP)	11	at Villanova	March 23, 2003
Wade Korpi (9.0 IP)	11	vs. Western Michigan	March 29, 2006
Wade Korpi (7.0 IP)	11	vs. Purdue	April 24, 2006
Wade Korpi (6.0 IP)	11	vs. USF (BET)	May 23, 2006
David Phelps (9.0 IP)	11	vs. Seton Hall	May 4, 2007
David Phelps (7.2 IP)	11	at Louisville	May 12, 2007
Steve Sabatino (6.1 IP)	11	at Villanova	May 15, 2010
Brian Dupra (6.0 IP)	11	at Seattle	Feb. 25, 2011
Will Hudgins (8.0 IP)	11	vs. Michigan	March 10, 2012
Richard Bunker	10	at Indiana	May 4, 1955
Nick Palihnich	10	vs. Glenview Naval	May 23, 1959
Jim Sholl (6.2 IP)	10	at Valparaiso	April 15, 1975
Mike Bobinski	10	vs. Bethel	April 5, 1977
Brian Piotrowicz (8.0 IP)	10	vs. Chicago State	March 29, 1989
David Sinnes (9.0 IP)	10	at Xavier	April 16, 1990
Alan Walania (9.0 IP)	10	at Xavier	April 25, 1992
David Sinnes (8.0 IP)	10	vs. La Salle	April 9, 1993
Alan Walania (7.0 IP)	10	vs. Valparaiso	April 27, 1993
Tom Price	10	vs. Illinois-Chicago	April 12, 1994
Tom Price	10	vs. Indiana State	April 27, 1994
Dan Stavisky (9.0 IP)	10	vs. Pittsburgh	April 30, 1996
Brad Lidge (5.0 IP)	10	vs. Northeastern Illinois	March 26, 1997
Alex Shilliday (8.0 IP)	10	at Evansville	Feb. 27, 1998
Tim Kalita (9.0 IP)	10	at Seton Hall	April 27, 1998
Tim Kalita (8.0 IP)	10	vs. Penn State	March 10, 1999
Tim Kalita (8.0 IP)	10	at West Virginia	March 20, 1999
Tim Kalita (7.2 IP)	10	at Villanova	March 27, 1999
Aaron Heilman (7.1 IP)	10	vs. Oakland (MI)	April 30, 1999
Drew Duff (6.0 IP)	10	vs. IUPUI	April 6, 2000
Danny Tamayo (6.0 IP)	10	vs. Sam Houston State	Feb. 25, 2001
Danny Tamayo (7.2 IP)	10	vs. Portland	March 17, 2001
Danny Tamayo (7.0 IP)	10	at Pittsburgh (1)	March 23, 2001
Danny Tamayo (7.2 IP)	10	vs. Seton Hall (2)	March 31, 2001
Aaron Heilman (7.0 IP)	10	vs. Connecticut (1)	May 5, 2001
Danny Tamayo (8.0 IP)	10	vs. Virginia Tech (BET)	May 17, 2001
Chris Niesel (5.0 IP)	10	vs. Southern Illinois	Feb. 24, 2002
Jeff Manship (6.0 IP)	10	vs. Arizona (2)	March 5, 2006
Jeff Manship (6.2 IP)	10	at Seton Hall	May 13, 2006

David Phelps (9.0 IP)	10	vs. USF	March 23, 2007
David Phelps (7.0 IP)	10	vs. Mount St. Mary's	March 1, 2008
David Phelps (7.0 IP)	10	at West Virginia	April 18, 2008
Wade Korpi (6.2 IP)	10	at USF	May 16, 2008
Brian Dupra (8.0 IP)	10	vs. Manhattan	March 4, 2011
Brian Dupra (9.0 IP)	10	vs. Seton Hall	April 29, 2011

@ indicates no-hitter

DOUBLE-DIGIT STRIKEOUT GAMES

(individually listed in chronological order)

Aaron Heilman (1998-2001)	7 (11-10 in '99; 12-11-18 in 2000; 10-12 in 2001)
David Phelps (2006-08)	5 (10-11-11 in 2007; 10-10 in 2008)
Danny Tamayo (1998-2001)	5 (10-10-10-10-10 in 2001)
Wade Korpi (2005-08)	4 (11-11-11 in 2006; 10 in 2008)
Tim Kalita (1997-99)	4 (10 in 1998; 10-10-10 in 1999)
Brian Dupra (2008-11)	3 (11-10-10 in 2011)
Chris Niesel (2002-04)	3 (10 in 2002; 11 in 2003; 12 in 2004)
David Sinnes (1990-93)	3 (10 in 1990; 10-11 in 1993)
Ed Reulbach (1903-04)	2 (16-16 in 1904)
Richard Bunker (1955)	2 (10-14 in 1955)
Tom Price (1991-94)	2 (10-10 in 1994)
Brad Lidge (1996-98)	2 (10 in 1997; 12 in 1998)
Jim Sholl (1974-77)	2 (10 in 1975; 11 in 1977)
Alan Walania (1990-93)	2 (10 in 1992; 10 in 1993)
Jeff Manship (2005-06)	2 (10-10 in 2006)
Will Hudgins (2009-12)	2 (11-12 in 2012)

NO-HITTERS

Norwood Gibson	4/21/1897, 7 IP	vs. Michigan
Norwood Gibson	4/21/1900, 6 IP	vs. Michigan
George Murphy	5/20/17, 9 IP	vs. St. Viator
Paul Castner	5/17/22, 9 IP	at Purdue
Hugh Mageveney (3.0), Dick Falvey (4.0)	5/14/23, 7 IP	vs. Beloit
Mike Mandjak	4/30/38, 9 IP	vs. Chicago
Bob Nemes, Dick Smullen, Tony Lipton (3.0 each) ..	5/21/49, 9 IP	vs. Pensacola
Don Wolfe	4/20/75, 7 IP	vs. Butler (1)
Brian Piotrowicz	5/11/88, 7 IP	vs. Ball State (2)

Current players in **Bold**



Darin Schmalz (1994-97) fired 12 strikeouts against Georgetown on April 20, 1996, the highest Irish single-game strikeout total since **Bob Bartlett** posted 13 against Bethel in 1980. **Brad Lidge** (1996-98) matched Schmalz with 12 strikeouts in a road win over Pittsburgh on April 18, 1998, before **Aaron Heilman** (1998-01) racked up 12 versus Georgia and 18 at West Virginia in 2000, plus 12 versus Rutgers at the 2001 BIG EAST Tournament. Schmalz, Lidge and Heilman are three of just six Notre Dame pitchers who are known to have posted 12-plus strikeouts in a game away from home.



Future big-league closer **Brad Lidge** (1996-98) fittingly posted a career-high 12 strikeouts in a Major League ballpark, during a 1998 win over the University of Pittsburgh at Three Rivers Stadium.

Eck Stadium Team Records

RUNS SCORED - NOTRE DAME

25 – vs. South Alabama	6/1/02
23 – vs. Detroit	5/15/02
19 – vs. Georgetown	3/28/98
18 – vs. Pittsburgh	5/7/00
18 – vs. Cleveland State	4/18/94
17 – vs. West Virginia	4/21/07
17 – vs. Western Michigan	3/21/07
17 – vs. Oakland	4/14/04
17 – vs. Georgetown	4/12/01
17 – vs. Seton Hall	4/25/99
17 – vs. Butler	4/2/95

RUNS SCORED - OPPONENT

22 – Rutgers	4/10/10 (L)
22 – Pittsburgh	5/7/00 (L)
20 – Michigan State	5/17/11 (L)
19 – West Virginia	4/17/09 (L)
19 – Connecticut	5/6/01 (L)
19 – Miami, Fla.	4/2/94 (L)
16 – West Virginia	4/22/07 (L)
16 – Rutgers (7)	5/13/00 (L)
15 – Seton Hall	5/6/07 (L)
14 – vs. Ball State	4/6/05 (L)
14 – Milwaukee	3/29/00 (L)

RUNS SCORED - COMBINED

40 – (18-22) vs. Pittsburgh	5/7/00
31 – (12-19) vs. Connecticut	5/6/01
30 – (5-25) vs. Rutgers	4/10/10
27 – (17-10) vs. Georgetown	4/12/01
26 – (17-9) vs. Western Michigan	3/21/07
26 – (14-12) vs. Rutgers	4/23/06
26 – (25-1) vs. South Alabama	6/1/02
26 – (19-7) vs. Georgetown	3/28/98
26 – (7-19) vs. Miami, Fla.	4/2/94
25 – (13-12) vs. Connecticut	5/5/01
25 – (17-8) vs. Seton Hall	4/25/99

VICTORY MARGIN

24 – (25-1) vs. South Alabama	6/1/02
22 – (23-1) vs. Detroit	5/5/02
16 – (16-0) vs. Valparaiso	4/3/02
15 – (16-1) vs. Duquesne	4/18/95
14 – (15-1) vs. Oakland	4/11/06
14 – (14-0) vs. Georgetown (7)	5/3/97
14 – (15-1) vs. Seton Hall	5/4/96
14 – (16-1) vs. Valparaiso	4/21/94
14 – (18-4) vs. Cleveland State ...	4/18/94

LOSS MARGIN

20 – (5-25) vs. Rutgers	4/10/10
17 – (3-20) vs. Michigan State ...	5/17/11
16 – (3-19) vs. West Virginia	4/17/09
14 – (1-15) vs. Seton Hall	5/6/07
13 – (0-13) vs. Michigan State ...	3/20/10
12 – (1-13) vs. Michigan	4/21/10
12 – (7-19) vs. Miami, Fla.	4/2/94
11 – (0-11) vs. Rutgers	5/5/02
11 – (3-14) vs. Milwaukee	3/29/00
10 – (2-12) vs. Central Michigan ..	5/12/10
10 – (3-13) vs. Louisville	5/22/10
10 – (6-16) vs. Rutgers	5/13/00
10 – (1-11) vs. Boston College	4/9/00

LONGEST GAMES (TIME)

4:20 – vs. West Virginia (15)	5/3/98
4:06 – vs. Pittsburgh (10)	5/7/00
3:54 – vs. Georgetown (12)	3/24/05
3:52 – vs. Cleveland State (13) ...	4/29/05
3:47 – vs. Villanova (10)	4/3/04
3:45 – vs. Rutgers (11)	4/11/10
3:40 – vs. IUPUI (12)	3/20/97
3:38 – vs. Central Michigan	3/24/09
3:38 – vs. Illinois-Chicago	4/28/09
3:37 – vs. Ball State (15)	4/27/04

LONGEST GAMES (INNINGS)

15 – vs. Ball State	4/27/04
15 – vs. West Virginia	5/3/98
13 – vs. Cleveland State	4/29/05
12 – vs. Seton Hall	4/30/11
12 – vs. Georgetown	3/24/05
12 – vs. IUPUI	3/20/97

HITS - NOTRE DAME

32 – vs. South Alabama	6/1/02
28 – vs. Detroit	5/15/02
23 – vs. Georgetown	3/28/98
22 – vs. Western Michigan	3/21/07
22 – vs. Toledo	4/23/98
21 – vs. Villanova	4/11/98
20 – vs. Central Michigan	3/24/09
20 – vs. Bowling Green	4/12/05
20 – vs. IPFW	4/24/03
20 – vs. Villanova	4/21/01
20 – vs. Western Michigan	3/25/97
20 – vs. Wright State	5/14/95

HITS - OPPONENT

30 – Pittsburgh	5/7/00
27 – Rutgers	4/10/10
26 – Michigan State	5/17/11
21 – Connecticut	5/6/01
20 – Louisville	5/22/10
20 – Seton Hall	3/22/09
20 – West Virginia	4/22/07
20 – Rutgers	4/23/06
20 – Milwaukee	3/29/00
20 – Miami, Fla.	4/2/94

HOME RUNS - NOTRE DAME

5 – vs. South Alabama	6/1/02
5 – vs. Providence	4/5/97

HOME RUNS - OPPONENT

7 – Rutgers	4/10/10
5 – St. John's	4/25/08
5 – Miami, Fla.	4/2/94

HOME RUNS - COMBINED

8 – vs. Pittsburgh (ND-4)	5/7/00
7 – vs. Rutgers (ND-0)	4/10/10
7 – vs. Miami, Fla. (ND-2)	4/2/94
6 – vs. Providence (ND-5)	4/5/97

TRIPLES - NOTRE DAME

4 – vs. Duquesne	4/18/95
------------------------	---------

TRIPLES - COMBINED

4 – vs. Ball State (ND-2)	3/23/10
4 – vs. Western Michigan	3/25/97
4 – vs. Duquesne (ND-4)	4/18/95

DOUBLES - NOTRE DAME

8 – vs. Toledo	4/23/98
7 – vs. Cleveland State	5/2/06
6 – vs. South Alabama	6/1/02
7 – vs. Rochester	5/15/02
6 – vs. Pittsburgh	5/7/00

DOUBLES - OPPONENT

7 – West Virginia	4/17/09
7 – West Virginia	4/22/07
6 – Rutgers	4/10/10
6 – St. John's	4/13/06
5 – Louisville	5/22/10
5 – Ohio State	5/31/02
5 – Chicago State	4/8/98

DOUBLES - COMBINED

10 – vs. West Virginia (ND-3)	4/22/07
10 – vs. Toledo (ND-8)	4/23/98
9 – vs. Western Michigan (ND-5) ..	3/21/07
9 – vs. Rutgers (ND-5)	4/23/06
9 – vs. USC (ND-5)	5/17/05
8 – vs. West Virginia (ND-1)	4/17/09
8 – vs. St. John's (ND-2)	4/13/06
8 – vs. Rochester (ND-7)	5/15/02
8 – vs. Pittsburgh (ND-6)	5/7/00
8 – vs. Western Michigan (ND-5) ..	3/25/97

ERRORS - NOTRE DAME

7 – vs. Rutgers	5/5/02
7 – vs. Connecticut	5/6/01
7 – vs. Chicago State	4/28/99
5 – vs. Rutgers	5/12/12
5 – vs. St. John's (1)	4/27/12
5 – vs. Michigan State	3/20/10
5 – vs. Ball State	4/6/05
5 – vs. Miami, Fla.	4/2/94

ERRORS - OPPONENT

7 – Oakland	4/11/06
6 – Connecticut	4/10/11
6 – St. John's	4/13/06
6 – Cleveland State	4/23/03
6 – Boston College	4/8/99
6 – St. Norbert	4/24/96

ERRORS - COMBINED

12 – vs. Chicago State (ND-7)	4/28/99
9 – vs. Rutgers (ND-7)	5/5/02
9 – vs. Boston College (ND-3)	4/8/99

NOTRE DAME STRIKEOUTS

20 – vs. Ball State	4/27/04
16 – vs. Cleveland State	4/23/03
16 – vs. Western Michigan	4/9/03
16 – vs. Oakland	5/3/00
15 – vs. Bowling Green	4/2/98
14 – vs. Oakland	4/11/06
14 – vs. Villanova	4/11/98
14 – vs. Western Michigan	4/1/98

OPPONENT STRIKEOUTS

13 – South Florida	3/24/07
13 – West Virginia	4/27/96
13 – Alabama	4/25/95
13 – Purdue	4/19/94

Team Combined Hits				
Total	ND Total	Opp. Total	Opponent	Date
49	19	30	Pittsburgh	5/7/00
40	13	27	Rutgers	4/10/10
39	19	20	Rutgers	4/23/06
36	15	21	Connecticut	5/6/01
35	22	13	Western Michigan	3/21/07
34	21	13	Villanova	4/11/98
33	32	1	South Alabama (NCAAs)	6/1/02
33	17	16	Providence	4/5/97
33	20	13	Western Michigan	3/25/97
33	14	19	Georgetown	3/24/05
32	12	20	West Virginia	4/22/07
32	28	4	Detroit	5/15/02
32	13	19	Connecticut	5/5/01
32	15	17	Toledo	4/24/97
32	20	12	Central Michigan	3/24/09
32	6	26	Michigan State	5/17/11
31	18	13	Seton Hall	4/25/99
31	23	8	Georgetown	3/28/98
31	19	12	Central Michigan	3/27/97
31	11	20	Miami, Fla.	4/2/94

HITS - NOTRE DAME

6-for-7	Steve Sollmann vs. South Alabama	6/1/02
6-for-6	Alec Porzel vs. Pittsburgh	5/7/00
5-for-5	Ryan Connolly vs. Cincinnati	4/24/10
5-for-6	A.J. Pollock vs. Western Michigan	3/21/07
5-for-5	Brett Lilley vs. Cincinnati	3/22/05
5-for-6	Matt Macri vs. Virginia Tech	5/22/04
5-for-5	Paul O'Toole vs. South Alabama	6/1/02
5-for-5	Brian Stavisky vs. Detroit	5/15/02
5-for-5	Steve Stanley vs. Milwaukee	5/25/01
5-for-5	Dan Leatherman vs. Toledo	4/23/98
5-for-6	Randall Brooks vs. Boston College	4/6/97
5-for-6	Randall Brooks vs. Central Michigan	3/27/97
5-for-6	Allen Greene vs. IUPUI	3/20/97

HITS - OPPONENT

5-for-5	Mark Pappas (Seton Hall)	5/6/07
5-for-5	Lance Noel (Franklin College)	5/2/07
5-for-6	Scott Gillitzer (Milwaukee)	3/29/00

RBI - NOTRE DAME

7	Steve Sollmann vs. South Alabama (NCAAs)	6/1/02
7	Andrew Bushey vs. Detroit	5/15/02
7	Ryan Topham vs. Illinois	4/11/95
7	Robbie Kent vs. Evansville	4/24/94
6	A.J. Pollock vs. West Virginia	4/21/07
6	Matt Edwards vs. Western Michigan	3/29/05
6	Jeff Wagner vs. Central Michigan	3/27/97

RBI - OPPONENT

7	Michael Lang (Rutgers)	4/10/10
7	Jeff Holm (Michigan State)	5/17/11
6	Brant Colamarino (Pittsburgh)	5/7/00
5	Ryan Kapp (Rutgers)	4/10/10
5	Chris Bisson (Connecticut)	4/6/96
5	Mike Pauldine (Detroit)	5/13/94

HOME RUNS - NOTRE DAME

3	Matt Edwards vs. Western Michigan	3/29/05
2	Brayden Ashdown vs. St. John's	4/30/10
2	Craig Cooper vs. Rutgers	4/21/06
2	Matt Bransfield vs. Oakland	4/11/06
2	Matt Edwards vs. Arizona (NCAAs)	6/6/04
2	Matt Macri vs. Virginia Tech	5/22/04
2	Alec Porzel (one inside-the-park) vs. Pittsburgh	5/7/00
2	Paul O'Toole vs. Pittsburgh	4/11/99
2	Jeff Wagner vs. Bowling Green	4/7/99
2	Jeff Wagner vs. Connecticut	4/3/99
2	Jeff Wagner vs. Toledo	4/24/97
2	Jeff Wagner vs. Providence	4/5/97
2	Jeff Wagner vs. Central Michigan	3/27/97
2	Brant Ust vs. Western Michigan	3/23/99
2	George Restovich vs. Wright State	5/14/95
2	George Restovich vs. Bowling Green	4/6/95

HOME RUNS - OPPONENT

2	Pat Biserta (Rutgers)	4/10/10
2	Michael Lang (Rutgers)	4/10/10
2	Adam Duvall (Louisville)	5/22/10
2	Chris Anninos (St. John's)	4/25/08
2	Brant Colamarino (Pittsburgh)	5/7/00
2	Jeff Stuss (Milwaukee)	4/8/95

RUNS SCORED - NOTRE DAME

6	Steve Sollmann vs. South Alabama (NCAAs)	6/1/02
5	A.J. Pollock vs. Milwaukee	3/26/08
5	Brett Lilley vs. Western Michigan	3/21/07
5	Steve Stanley vs. South Alabama (NCAAs)	6/1/02
5	Brian Stavisky vs. Detroit	5/15/02
4	Brett Lilley vs. Rutgers	4/5/08
4	Ken Meyer vs. Rutgers	5/14/00
4	Alec Porzel vs. Pittsburgh	5/7/00
4	J.J. Brock vs. Georgetown	3/29/98
4	Brant Ust vs. Central Michigan	3/25/97
4	Bob Lisanti vs. St. Norbert	4/24/96
4	George Restovich vs. Wright St.	5/14/95
4	Craig DeSensi vs. Illinois	4/11/95
4	Greg Layson vs. Milwaukee	4/15/94

STRIKEOUTS THROWN - NOTRE DAME

12	Will Hudgins vs. Pittsburgh	3/23/12
12	Tom Thornton vs. Kent State (NCAAs)	6/5/04
12	Chris Niesel (relief) vs. Ball State	4/27/04
12	John Axford vs. Western Michigan	4/9/03
11	David Phelps vs. Seton Hall	5/4/07
11	Wade Korpi vs. Purdue	4/24/06
11	Wade Korpi vs. Western Michigan	3/29/06
10	Brian Dupra vs. Seton Hall	4/29/11
10	David Phelps vs. South Florida	3/23/07
10	Aaron Heilman vs. Connecticut	5/5/01
10	Danny Tamayo vs. Seton Hall	3/31/01
10	Drew Duff vs. IUPUI	4/6/00
10	Aaron Heilman vs. Oakland	4/30/99
10	Brad Lidge vs. Northeastern Illinois	3/26/97
10	Dan Stavisky vs. Pittsburgh	4/30/96
10	Tom Price vs. Indiana State	4/27/94
10	Tom Price vs. Illinois-Chicago	4/12/94

STRIKEOUTS THROWN - OPPONENT

13	Will Schleuss (Alabama)	4/25/95
----	-------------------------	---------

Current players in **Bold**



Dan Leatherman (1997-98) tied a then-Irish record with five hits in five at bats in an Eck Stadium win over Toledo in 1998. He also hit two home runs (pictured) that year in Notre Dame's record-setting game at Boston College (7 HRs).



George Restovich (1994-96) was the first player to hit two home runs in a game at Eck Stadium, doing so in an April 6 win over Bowling Green during the 1995 season before again leaving the yard twice in a game six weeks later, versus Wright State in the MCC Tournament (also at The Eck).



Dan Stavisky – cousin of 2000-02 Irish outfielder Brian Stavisky – tied a Notre Dame record for strikeouts in a game at Eck Stadium with 10 versus Pittsburgh in 1996. John Axford broke the record with 12 strikeouts versus Western Michigan in 2003.

GAMES PLAYED/STARTED

FR	Brian Stavisky (2000)	64 of 64
SO	Javi Sanchez (2002)	66 of 68
JR	Dan Peltier (1989)	68 of 68
SR	Pat Pesavento (1989)	68 of 68
	James Sass (1989)	68 of 68
	Steve Stanley (2002)	68 of 68

AT BATS

FR	Brian Stavisky (2000)	248
SO	Steve Stanley (2000)	235
JR	Dan Peltier (1989)	258
SR	Steve Stanley (2002)	271

BATTING AVERAGE

(min. 2.5 AB/tm gm)

FR	Scott Sollmann (1994)	.402 (76/189)
SO	Dan Peltier (1988)	.414 (89/215)
JR	Dan Peltier (1989)	.446 (115/258)
SR	Edwin Hartwell (1993)	.447 (89/199)

HITS

FR	Brant Ust (1997)	83
SO	Scott Sollmann (1995)	93
JR	Dan Peltier (1989)	115
SR	Steve Stanley (2002)	119

SLUGGING PERCENTAGE

(min. 2.5 AB/tm gm)

FR	Brant Ust (1997)	.623 (139/223)
SO	Brant Ust (1998)	.724 (159/219)
JR	Dan Peltier (1989)	.783 (202/258)
SR	Eric Danapilis (1993)	.726 (159/219)

ON-BASE PERCENTAGE

(min. 2.5 AB/tm gm)

FR	Scott Sollmann (1994)	.491 (109/222)
SO	Dan Peltier (1988)	.512 (133/260)
JR	Dan Peltier (1989)	.513 (157/306)
SR	Edwin Hartwell (1993)	.549 (135/246)

RUNS BATTED IN

FR	Brant Ust (1997)	54
SO	Robbie Kent (1994)	82
JR	Dan Peltier (1989)	93
SR	Eric Danapilis (1993)	85

HOME RUNS

FR	Brian Stavisky (2000)	14
SO	Brant Ust (1998)	18
JR	Ryan Topham (1995)	18
SR	Frank Jacobs (1991)	20

TRIPLES

FR	Scott Sollmann (1994)	7
SO	Scott Sollmann (1995)	10
JR	Shaun Fitzmaurice (1964)	11
SR	George Restovich (1996)	9

DOUBLES

FR	Five players (Trey Mancini, 2011)	15
SO	Robbie Kent (1994)	24
JR	Dan Peltier (1989)	32
SR	Alec Porzel (2001)	28

RUNS SCORED

FR	Brant Ust (1997)	66
SO	Scott Sollmann (1995)	73
JR	Pat Pesavento (1988)	81
	Dan Peltier (1989)	81
SR	Pat Pesavento (1989)	88

STOLEN BASES

FR	Scott Sollmann (1994)	26
SO	Dan Bautch (1990)	29
	Steve Stanley (2000)	29
JR	Scott Sollmann (1996)	52
SR	Pat Pesavento (1989)	38

TOTAL BASES

FR	Brian Stavisky (2000)	141
SO	Brant Ust (1998)	157
JR	Dan Peltier (1989)	202
SR	Eric Danapilis (1993)	159

BASES ON BALLS

FR	Ryan Topham (1993)	51
SO	Ryan Topham (1994)	63
JR	Craig Counsel (1991)	49
SR	Pat Pesavento (1989)	61

TIMES HIT BY PITCH

FR	Brett Lilley (2005)	30
SO	Cody Rizzo (2004)	21
	Brett Lilley (2006)	21
JR	Brett Lilley (2007)	27
SR	Brett Lilley (2008)	31

SACRIFICE BUNTS

FR	Mike Coss (1988)	14
SO	David Mills (2008)	19
JR	Mike Moshier (1988)	14
SR	Scott Sollmann (1996)	14
JR	Mick Doyle (2011)	14

HARDEST TO STRIKEOUT (AB/SO)

FR	Jack Moran (1982)	18.80 (94/5)
SO	Dan Szajko (1980)	25.75 (103/4)
JR	Rick Pullano (1978)	44.00 (132/3)
SR	Dan Szajko (1982)	34.25 (137/4)

PUTOUTS

(since 1982)

FR	Joe Thaman (18; 2001)	550
SO	Joe Thaman (18; 2002)	514
JR	Joe Hudson (C; 2012)	405
SR	Joe Binkiewicz (18; 1992)	628

ASSISTS

(since 1982)

FR	Brett Lilley (2005)	172
SO	Matt Macri (2003)	184
JR	Pat Pesavento (1988)	216
SR	Pat Pesavento (1989)	222

APPEARANCES

FR	Aaron Heilman (1998)	31
SO	Dan Slania (2012)	31
JR	Mike Coffey (1989)	37
SR	John Corbin (2000)	30

GAMES STARTED

FR	Pat Leahy (1990)	15
SO	Chris Niesel (2003)	15
	Tom Thornton (2004)	15
	David Phelps (2007)	15
JR	Brian Piotrowicz (1989)	18
SR	Tom Price (1994)	19

EARNED RUN AVERAGE

(min. 40 IP)

FR	David Sinnes (1990)	1.05 (8/68.2)
SO	Jack Mitchell (1960)	0.71 (4/50.2)
JR	Phil Donnelly (1962)	1.27 (7/49.2)
SO	Nic Furlong (1969)	1.50 (9/54.0)

INNINGS PITCHED

FR	Grant Johnson (2002)	101.1
SO	David Phelps (2007)	110.1
JR	Chris Michalak (1992)	118.2
SR	Tom Price (1994)	140.1

WINS

FR	David Sinnes (1990)	9-2
	Grant Johnson (2002)	9-5
SO	Alan Walania (1991)	11-5
SO	Aaron Heilman (1999)	11-2
JR	Tom Price (1993)	12-2
SR	Aaron Heilman (2001)	15-0

WINNING PERCENTAGE

(min. 8 decisions)

FR	Pat Leahy (1990)	.889 (8-1)
SO	Frank Scanlan (1908)	1.000 (10-0)
JR	Tim Kraus (1994)	1.000 (9-0)
SR	Aaron Heilman (2001)	1.000 (15-0)

OPPONENT BATTING AVERAGE

(since 1991/min. 40 IP)

FR	Aaron Heilman (1998)	.198 (46/232)
SO	Wade Korpi (2006)	.204 (55/270)
JR	David Sinnes (1992)	.163 (33/202)
SR	Aaron Heilman (2001)	.173 (70/404)

SAVES

(since 1976)

FR	Kyle Weiland (2006)	16
SO	Dan Slania (2012)	13
JR	John Corbin (1999)	9
SR	J.P. Gagne (2003)	13

STRIKEOUTS

FR	Grant Johnson (2002)	86
SO	Aaron Heilman (1999)	118
JR	Aaron Heilman (2000)	118
SR	Aaron Heilman (2001)	111

CAREER BATTING AVERAGE

(min. 2 yrs, 80 at bats)

1. Craig Cooper (2003-06).....	444 (120/270)
2. Randall Brooks (1996-97).....	418 (69/165)
3. Brant Ust (1997-99).....	413 (100/242)
4. J.J. Brock (1996-98).....	399 (89/223)
5. Jeff Wagner (1996-99).....	390 (98/251)
6. Steve Stanley (1999-2002).....	381 (152/399)
7. Steve Sollmann (2001-04).....	356 (111/312)
8. Brian Stavisky (2000-02).....	352 (88/250)
9. A.J. Pollock (2007-09).....	347 (110/317)
10. Brett Lilley (2005-08).....	347 (128/369)

SEASON BATTING AVERAGE

(minimum 2.5 AB/team gm)

1. Brant Ust (1998).....	493 (37/75)
2. Jeff Wagner (1997).....	488 (39/80)
3. Craig Cooper (2006).....	481 (52/108)
4. Craig Cooper (2004).....	470 (31/66)
5. Ken Meyer (2000).....	438 (28/64)
6. Steve Stanley (2002).....	431 (44/102)
7. J.J. Brock (1998).....	427 (35/82)
8. Randall Brooks (1996).....	425 (34/80)
9. Andrew Bushey (2001).....	425 (34/80)
10. Brett Lilley (2006).....	419 (39/93)

CAREER RBI

1. Alec Porzel (1998-2001).....	102
2. Jeremy Barnes (2006-09).....	97
3. Paul O'Toole (1999-2002).....	86
4. Jeff Wagner (1996-99).....	83
5. Brant Ust (1997-99).....	71
6. Brian Stavisky (2000-02).....	68
7. Steve Sollmann (2001-04).....	65
8. Andrew Bushey (1999-2002).....	64
9. Matt Edwards (2002-05).....	63
Craig Cooper (2003-06).....	63



Alec Porzel (1998-01) owns the BIG EAST record for most career RBI in conference games only (102). He is the only player in BIG EAST history to surpass 100 career RBI in league games. Porzel captured the conference RBI title in 2000 and 2001.

SEASON RBI

1. Alec Porzel (2001).....	35
2. Jeff Wagner (1997).....	34
3. Matt Bransfield (2004).....	33
Jeremy Barnes (2009).....	33
5. Paul O'Toole (2002).....	30
6. Mike Amrhein (1997).....	29
7. J.J. Brock (1998).....	28
8. Alec Porzel (2000).....	27
Andrew Bushey (2001).....	27
Brian Stavisky (2001).....	27
Jeremy Barnes (2006).....	27

CAREER HOME RUNS

1. Jeff Wagner (1996-99).....	24
2. Alec Porzel (1998-2001).....	20
3. Brant Ust (1997-99).....	19
4. Paul O'Toole (1999-2002).....	15
5. Jeremy Barnes (2006-09).....	15
6. Brian Stavisky (2000-02).....	13
7. Mike Amrhein (1996-97).....	12
Jeff Felker (1997-2000).....	12
Trey Mancini (2011-).....	12
10. Ryan Connolly (2007-10).....	11

SEASON HOME RUNS

1. Jeff Wagner (1997).....	10
2. Brant Ust (1998).....	8
Jeremy Barnes (2009).....	8
4. Mike Amrhein (1997).....	7
J.J. Brock (1998).....	7
Brian Stavisky (2000).....	7
Paul O'Toole (2002).....	7
Matt Macri (2004).....	7
Craig Cooper (2006).....	7
A.J. Pollock (2009).....	7
Ryan Connolly (2010).....	7
Trey Mancini (2011).....	7

CAREER STOLEN BASES

1. Steve Stanley (1999-2002).....	45
2. Steve Sollmann (2001-04).....	33
3. Paul O'Toole (1999-2002).....	20
A.J. Pollock (2007-09).....	20
5. Craig Cooper (2003-06).....	18
6. Frank DeSico (2010-).....	17
7. Cody Rizzo (2003-06).....	16
8. Alec Porzel (1998-2001).....	13
Scott Sollman (1996).....	13
Charlie Markson (2010-).....	13

SEASON STOLEN BASES

1. Scott Sollmann (1996).....	13
Charlie Markson (2012).....	13
3. Steve Stanley (1999).....	12
Steve Stanley (2001).....	12
A.J. Pollock (2008).....	12
6. Steve Stanley (2002).....	11
Steve Sollmann (2003).....	11
Steve Sollmann (2004).....	11

CAREER TRIPLES

1. J.J. Brock (1996-98).....	7
Steve Stanley (1999-2002).....	7
Brian Stavisky (2000-02).....	7

SEASON TRIPLES

1. Steve Stanley (2001).....	5
2. J.J. Brock (1997).....	4
Ken Meyer (2000).....	4
Brennan Grogan (2003).....	4

CAREER DOUBLES

1. Alec Porzel (1998-2001).....	33
2. Jeff Felker (1997-2000).....	26
3. Andrew Bushey (1999-2002).....	24
4. Steve Stanley (1999-2002).....	22
5. Paul O'Toole (1999-2002).....	21
Jeremy Barnes (2006-09).....	21
A.J. Pollock (2007-09).....	21
8. Steve Sollmann (2001-04).....	20
9. Brant Ust (1997-99).....	19
10. Brian Stavisky (2000-02).....	18
Matt Edwards (2002-05).....	18
Craig Cooper (2003-06).....	18

SEASON DOUBLES

1. Alec Porzel (2001).....	13
2. Alec Porzel (2000).....	11
3. Andrew Bushey (2001).....	10
4. Jeff Felker (1999).....	9
Dan Leatherman (1998).....	9
Brant Ust (1998).....	9
Ken Meyer (2000).....	9
Andrew Bushey (2002).....	9
Steve Sollmann (2003).....	9
Mike Dury (2007).....	9

CAREER RUNS SCORED

1. Steve Stanley (1999-2002).....	110
2. Brett Lilley (2005-08).....	99
3. Steve Sollmann (2001-04).....	83
Craig Cooper (2003-06).....	83
5. Alec Porzel (1998-2001).....	79
Paul O'Toole (1999-2002).....	79
7. A.J. Pollock (2007-09).....	77
8. Jeremy Barnes (2006-09).....	76
9. Cody Rizzo (2003-06).....	73
10. Brant Ust (1997-99).....	70

SEASON RUNS SCORED

1. Craig Cooper (2006).....	43
2. Steve Stanley (2001).....	38
A.J. Pollock (2009).....	38
4. Matt Macri (2004).....	36
5. Brett Lilley (2008).....	31
6. Steve Stanley (2002).....	30
7. Mike Amrhein (1997).....	28
8. Jeff Wagner (1997).....	27
9. Brant Ust (1997).....	26
Alec Porzel (2001).....	26
Steve Sollmann (2001).....	26
Steve Sollmann (2003).....	26

CAREER ERA

(minimum 36.0 IP)

1. Pat Connaughton (2012-)	1.95 (8/37.0)
2. Aaron Heilman (1998-01)	2.39 (50/188.1)
3. Ryan Kalita (2000-03)	2.45 (16/58.2)
4. Sean Fitzgerald (2011-)	2.65 (16/54.1)
5. Jeff Manship (2005-06)	2.71 (23/76.0)
6. Darin Schmalz (1996-97)	2.74 (27/88.2)
7. Danny Tamayo (2000-01)	2.77 (21/68.1)

SEASON ERA

(minimum 1.0 IP/team gm)

1. J.P. Gagne (2003)	1.09 (3/24.2)
2. Aaron Heilman (2001)	1.40 (9/58.0)
3. Aaron Heilman (1998)	1.85 (5/24.1)
4. Grant Johnson (2004)	1.91 (8/37.2)
5. Pat Connaughton (2012)	1.95 (8/37.0)
6. Tim Kalita (1998)	2.03 (7/31.0)
7. Ryan Kalita (2003)	2.09 (10/43.0)
8. David Phelps (2007)	2.13 (19/80.1)
9. Dan Stavisky (1996)	2.22 (6/24.1)
10. Darin Schmalz (1996)	2.25 (10/40.0)

SEASON VICTORIES

1. Aaron Heilman (2001)	8-0
2. Chris Niesel (2003)	7-0
Aaron Heilman (2000)	7-1
Jeff Manship (2006)	7-1
5. Danny Tamayo (2001)	6-0
Darin Schmalz (1997)	6-1
Aaron Heilman (1999)	6-1
Jeff Samardzija (2006)	6-1
Eric Maust (2008)	6-1

SEASON STRIKEOUTS

1. David Phelps (2007)	76
2. Jeff Manship (2006)	70
3. Aaron Heilman (2000)	66
4. Danny Tamayo (2001)	59
5. Aaron Heilman (2001)	56
6. Brian Dupra (2011)	53
7. Brad Lidge (1998)	52
Aaron Heilman (1999)	52
Cole Johnson (2011)	52
10. Will Hudgins (2012)	50

SEASON OPPONENTS' BATTING AVERAGE

(minimum 1.0 IP/team gm)

1. Aaron Heilman (2001)152 (30/198)
2. Grant Johnson (2004)169 (23/136)
3. Cole Johnson (2011)213 (46/216)
4. J.P. Gagne (2003)213 (19/89)
5. Ryan Kalita (2003)214 (33/154)
6. Christian Parker (1996)217 (30/138)
7. Brad Lidge (1998)221 (36/163)
8. Eric Maust (2008)223 (39/175)
9. Danny Tamayo (2001)225 (50/222)
10. Dan Stovsky (1996)226 (2/93)
Jeff Manship (2006)226 (53/234)

Bold indicates current players.

YEARLY BIG EAST TEAM STATS

Yr.	AVG	R	(per game)				SLG	OBP
			HR	SB				
'96	.327	132 (6.6)	23 (1.15)	24 (1.20)			.509	.388
'97	.360	189 (9.0)	36 (1.71)	11 (0.52)			.599	.423
'98	.340	155 (8.2)	32 (1.68)	16 (0.84)			.581	.401
'99	.321	181 (7.2)	28 (1.12)	29 (1.16)			.497	.386
'00	.305	176 (7.0)	28 (1.12)	21 (0.84)			.490	.369
'01	.334	208 (8.0)	19 (0.73)	41 (1.58)			.519	.407
'02	.310	165 (6.3)	21 (0.81)	21 (0.81)			.457	.395
'03	.277	142 (6.2)	12 (0.52)	25 (1.09)			.406	.367
'04	.319	188 (7.2)	26 (1.00)	36 (1.38)			.489	.404
'05	.284	137 (5.7)	14 (0.58)	28 (1.17)			.399	.377
'06	.334	216 (8.0)	14 (0.52)	30 (1.11)			.444	.423
'07	.261	133 (4.8)	11 (0.39)	30 (1.07)			.343	.340
'08	.310	179 (6.9)	20 (0.77)	23 (0.88)			.435	.395
'09	.308	178 (6.6)	34 (1.26)	19 (0.70)			.492	.379
'10	.267	136 (5.0)	25 (0.93)	10 (0.37)			.395	.331
'11	.248	102 (3.9)	11 (0.42)	23 (0.88)			.337	.328
'12	.269	131 (4.9)	18 (0.67)	29 (1.07)			.379	.350

Yr.	ERA	Opp AVG	(per 9 IP)				Fld%
			SO	BB	SO/BB		
'96	3.91	.260	116 (6.48)	54 (3.02)	2.15		.953
'97	5.58	.310	134 (7.27)	63 (3.42)	2.13		.949
'98	3.42	.263	155 (8.56)	62 (3.42)	2.50		.970
'99	4.86	.282	199 (8.79)	82 (3.62)	2.43		.960
'00	4.52	.287	169 (7.28)	82 (3.53)	2.06		.968
'01	3.46	.243	185 (7.80)	67 (2.83)	2.76		.957
'02	3.74	.256	174 (7.23)	109 (4.53)	1.60		.964
'03	3.14	.247	173 (7.77)	68 (3.05)	2.54		.968
'04	3.51	.258	179 (7.40)	66 (2.73)	2.71		.968
'05	3.59	.271	118 (5.30)	56 (2.52)	2.11		.967
'06	3.98	.274	207 (7.64)	70 (2.53)	2.96		.974
'07	4.80	.287	206 (7.66)	93 (3.46)	2.22		.969
'08	3.60	.268	176 (6.66)	83 (3.14)	2.12		.978
'09	5.86	.306	133 (5.03)	86 (3.25)	1.55		.964
'10	7.02	.321	156 (5.92)	88 (3.34)	1.77		.974
'11	3.21	.263	168 (6.34)	66 (2.44)	2.55		.972
'12	3.37	.261	201 (7.52)	69 (2.58)	2.91		.956

TEAM OFFENSIVE STATISTICS																									
Yr.	Avg.	AB	R	R/gm	H	H/gm	2B	3B	HR	HR/gm	AB/HR	RBI	Slug%	BB	HP	SO	BB/SO	AB/SO	OB%	SF/SH	SB-Att	SB%			
'12	.277	1951	294	5.07	541	9.33	81	10	36	0.66	54.2	267	.384	199	67	381	0.52	5.12	.360	22/32	58-89	.652			
'11	.239	1736	195	3.68	415	7.83	81	7	18	0.34	96.4	172	.325	175	22	303	0.58	5.73	.315	12/72	46-78	.590			
'10	.276	1874	293	5.43	517	9.57	87	9	39	0.72	48.1	266	.394	181	45	343	0.53	5.46	.349	30/38	29-40	.725			
'09	.309	2024	399	6.76	625	10.59	95	24	51	0.86	39.7	371	.455	243	54	346	0.70	5.85	.392	33/37	58-82	.707			
'08	.309	1909	375	6.82	589	10.71	108	17	41	0.75	46.6	344	.447	223	59	289	0.77	6.61	.392	32/69	59-76	.776			
'07	.274	1831	307	5.48	502	8.96	78	14	24	0.43	76.3	266	.372	220	57	324	0.68	5.65	.365	25/51	59-77	.766			
'06	.313	2176	432	6.86	681	10.81	119	18	33	0.52	65.9	397	.430	247	100	281	0.88	7.74	.403	28/65	62-99	.626			
'05	.295	2102	423	6.71	620	9.84	104	11	43	0.68	48.9	375	.416	227	130	342	0.66	6.15	.393	28/50	69-100	.690			
'04	.309	2142	491	7.79	661	10.49	120	19	69	1.10	31.0	443	.479	275	106	358	0.77	5.98	.407	39/38	69-101	.683			
'03	.309	2149	433	6.87	664	10.54	115	26	31	0.49	69.3	383	.430	204	74	339	0.60	6.34	.384	26/54	84-118	.712			
'02	.321	2289	492	7.24	734	10.79	125	25	53	0.78	43.2	438	.467	253	55	326	0.78	7.02	.395	41/66	63-92	.685			
'01	.322	2114	425	6.75	680	10.79	141	25	41	0.67	50.3	384	.470	226	35	269	0.84	7.86	.391	33/28	92-136	.677			
'00	.299	2147	422	6.59	642	10.03	131	21	50	0.78	42.9	371	.449	183	37	275	0.67	7.81	.359	35/26	76-113	.673			
'99	.307	2010	411	6.74	617	10.11	113	16	70	1.15	28.7	366	.484	193	40	316	0.61	6.36	.374	28/18	84-112	.750			
'98	.304	1945	392	6.76	592	10.21	125	19	73	1.26	26.6	365	.501	201	25	333	0.60	5.84	.372	27/31	61-97	.629			
'97	.334	2037	465	7.75	681	11.35	127	36	66	1.10	34.0	427	.529	221	43	319	0.69	6.38	.406	24/39	51-78	.654			
'96	.315	2014	429	6.92	634	10.23	111	29	58	0.94	34.7	379	.485	231	33	352	0.66	5.72	.389	31/28	97-132	.735			
'95	.316	2037	456	7.48	644	10.56	104	34	60	0.98	34.0	416	.489	244	69	387	0.63	5.26	.403	22/41	57-93	.613			
'94	.323	2034	511	8.24	656	10.58	109	41	39	0.63	52.2	466	.474	342	36	316	1.08	6.44	.422	38/16	124-163	.761			
'93	.334	1960	550	8.87	655	10.56	125	23	64	1.03	30.6	485	.519	389	75	335	1.16	5.85	.457	26/46	127-177	.718			
'92	.301	1958	450	7.14	590	9.37	109	18	45	0.71	43.5	391	.444	342	58	359	0.95	5.45	.416	23/44	119-154	.773			
'91	.305	1893	448	7.34	577	9.46	106	14	62	1.02	30.5	385	.474	323	43	340	0.95	5.57	.413	22/48	91-131	.695			
'90	.291	1766	391	6.74	514	8.86	105	4	49	0.84	36.0	348	.438	338	52	299	1.13	5.91	.417	13/54	117-161	.727			
'89	.334	2147	528	7.76	718	10.56	112	14	36	0.53	59.6	463	.450	391	38	272	1.44	7.89	.443	14/57	119-163	.730			
'88	.307	1828	444	7.28	561	9.20	106	11	40	0.66	45.7	372	.443	326	50	300	1.09	6.09	.421	20/56	117-176	.665			
'87	.268	1354	202	4.59	363	8.25	51	8	21	0.48	64.5	177	.364	144	19	239	0.60	5.67	.343	15/19	47-55	.855			
'86	.315	1618	342	6.84	509	10.68	81	18	35	0.70	46.2	294	.452	182	17	267	0.68	6.06	.385	21/15	53-70	.757			
'85	.296	1613	326	5.93	477	8.67	65	16	28	0.51	57.6	281	.408	236	18	238	0.99	6.78	.386	28/42	58-74	.784			
'84	.295	1252	283	5.90	399	8.31	61	5	21	0.44	59.6	243	.426	237	13	200	1.19	6.26	.428	15/36	38-56	.679			
'83	.243	1226	193	4.11	298	6.34	42	12	16	0.34	76.6	166	.336	200	11	234	0.86	5.24	.351	14/40	28-40	.700			
'82	.277	1145	249	5.79	322	7.49	36	10	15	0.35	76.3	210	.369	213	15	126	1.69	9.09	.395	18/17	71-90	.789			
'81	.320	1135	248	6.20	363	9.08	53	10	25	0.63	45.4	220	.450	178	17	147	1.21	7.72	.415	14/36	45-64	.703			
'80	.332	1018	262	7.08	338	9.14	47	20	13	0.35	78.3	229	.456	196	10	83	2.36	12.27	.440	12/38	21-26	.808			
'79	.293	918	168	5.09	269	8.15	40	11	4	0.12	229.5	136	.374	142	16	111	1.28	8.27	.394	8/35	24-38	.632			
'78	.232	1028	130	3.42	239	6.29	27	8	9	0.24	114.2	113	.301	113	9	135	0.84	7.61	.312	6/17	31-47	.660			
'77	.275	1156	190	4.42	318	7.40	49	16	16	0.37	72.3	174	.387	—	—	—	—	—	—	/18	28-__	—			
'76	.288	1123	190	4.75	323	8.08	32	11	14	0.35	80.2	160	.373	—	—	—	—	—	—	/26	39-__	—			
'75	.264	851	142	4.58	225	7.26	32	13	9	0.29	94.6	122	.364	135	—	126	1.07	6.75	—	9/14	15-18	.833			
'74	.279	1178	186	4.77	329	8.44	38	22	12	0.31	98.2	159	.379	—	—	—	—	—	—	/10	27-__	—			
'73	.277	1067	140	3.78	295	7.97	23	15	9	0.24	118.6	127	.351	124	10	186	0.67	5.74	—	/15	__	—			
'72	.268	915	148	4.93	244	8.13	42	6	17	0.57	53.8	126	.381	131	—	176	0.74	5.20	—	—	__	—			
'71	.268	1017	138	4.31	274	8.56	41	3	12	0.38	84.8	132	.351	129	—	182	0.71	5.59	—	—	__	—			
'70	.264	996	148	4.77	263	8.48	31	15	13	0.42	76.6	135	.364	119	—	197	0.60	5.06	—	—	18-__	—			
'69	.249	823	124	5.17	205	8.54	15	11	10	0.42	82.3	116	.330	94	—	140	0.67	5.88	—	—	11-__	—			
'68	.285	817	129	5.61	233	10.13	32	11	9	0.39	90.8	107	.384	—	—	—	—	—	—	—	8-__	—			
'67	.268	865	141	5.42	232	8.92	33	12	11	0.42	78.6	—	.372	—	—	—	—	—	—	—	__	—			
'66	.256	856	141	5.42	219	8.42	39	9	15	0.58	57.1	114	.375	—	—	—	—	—	—	—	__	—			
'65	.261	1217	191	5.46	318	9.09	46	18	14	0.40	86.9	157	.363	—	—	—	—	—	—	—	__	—			
'64	.260	958	173	5.97	249	8.59	31	18	29	0.83	33.0	149	.421	—	—	—	—	—	—	—	__	—			
'63	.293	1065	211	7.03	312	10.40	45	23	14	0.47	76.1	170	.418	—	—	—	—	—	—	—	__	—			
'62	.295	600	131	7.71	177	10.41	25	15	14	0.82	42.9	114	.457	—	—	—	—	—	—	—	__	—			
'61	.242	1003	148	5.10	243	8.38	23	14	15	0.52	66.9	131	.338	—	—	—	—	—	—	—	__	—			
'60	.283	882	200	7.69	250	9.62	34	6	21	0.81	42.0	162	.407	—	—	—	—	—	—	—	__	—			
'59	.278	785	163	7.09	218	9.48	39	11	8	0.35	98.1	122	.386	—	—	—	—	—	—	—	__	—			
'58	.301	907	231	9.24	273	10.92	38	15	20	0.80	45.4	196	.442	—	—	—	—	—	—	—	__	—			
'57	.287	893	179	6.88	256	9.85	37	15	12	0.46	74.4	154	.402	—	—	—	—	—	—	—	__	—			
'56	.249	643	90	4.74	162	8.53	20	4	5	0.26	128.6	87	.319	—	—	—	—	—	—	—	__	—			
'55	.271	632	93	5.47	169	9.94	38	3	8	0.47	79.0	80	.375	—	—										

Year-by-Year Team Stats

TEAM PITCHING AND DEFENSIVE STATISTICS																		
Yr.	W-L-T	Pct.	IP	CG/ShO	SV	ERA	Opp Avg	K	BB	SO/BB	SO/9 IP	BB/9 IP	HR	HR/gm	WP	HB	BK	FLD (TC-E-DP)
'12	31-27-0	.534	511.2	3/6	14	3.92	.272	417	160	2.61	7.33	2.81	17	0.29	38	71	5	.960 (2,243-89-58)
'11	23-29-1	.443	481.2	1/7	12	3.42	.266	368	143	2.57	6.88	2.67	22	0.42	20	33	4	.972 (2,075-59-39)
'10	22-32	.407	476.1	0/1	10	5.95	.299	334	193	1.73	6.31	3.65	45	0.83	31	49	6	.966 (2,119-73-43)
'09	36-23	.610	519.0	7/2	12	5.36	.286	328	220	1.49	5.69	3.82	42	0.71	38	56	9	.966 (2,306-79-50)
'08	33-21-1	.609	493.2	1/6	8	4.38	.272	392	187	2.10	7.15	3.41	39	0.71	38	49	10	.973 (2,115-58-65)
'07	28-28-0	.500	487.0	5/3	8	3.97	.267	396	192	2.11	7.35	3.49	20	0.36	45	61	5	.962 (2,159-82-36)
'06	45-17-1	.722	572.0	3/5	18	3.52	.249	504	171	2.95	7.93	2.69	18	0.29	24	51	7	.972 (2,491-69-56)
'05	38-24-1	.611	557.1	10/3	13	4.41	.290	342	204	1.68	5.52	3.29	31	0.49	25	74	9	.960 (2,444-97-67)
'04	51-12-0	.836	554.2	3/6	15	3.36	.248	436	162	2.69	7.08	2.63	36	0.57	29	59	4	.967 (2,452-80-59)
'03	45-18-0	.714	534.0	4/2	18	3.53	.250	479	216	2.22	8.07	3.64	28	0.44	45	38	3	.970 (2,429-73-57)
'02	50-18-0	.735	584.1	3/2	18	3.57	.255	483	231	2.09	7.44	3.56	31	0.46	36	49	5	.961 (2,544-100-66)
'01	49-13-1	.786	547.2	21/7	8	3.22	.246	420	151	2.78	6.90	2.48	22	0.35	31	40	3	.964 (2,435-88-40)
'00	46-18-0	.719	545.0	10/5	15	3.93	.276	454	182	2.49	7.50	3.01	33	0.52	41	41	2	.965 (2,413-85-57)
'99	43-18-0	.705	513.2	8/2	15	5.15	.280	478	219	2.18	8.38	3.84	55	0.90	61	39	3	.954 (2,294-106-41)
'98	41-17-0	.707	501.1	6/3	10	4.02	.267	456	204	2.24	8.19	3.66	36	0.62	40	52	3	.962 (2,245-86-60)
'97	41-19-0	.683	504.2	10/3	11	4.51	.267	399	231	1.72	7.12	4.12	24	0.40	38	42	9	.942 (2,293-132-53)
'96	44-18-0	.710	512.0	12/9	11	3.87	.257	365	213	1.71	6.42	3.74	35	0.57	37	31	3	.953 (2,308-108-45)
'95	40-21-0	.656	510.2	13/3	9	4.53	.272	320	192	1.67	5.64	3.38	44	0.72	44	36	3	.960 (2,165-87-43)
'94	46-16-0	.742	513.0	17/6	14	3.25	.252	335	161	2.08	5.88	2.82	32	0.52	37	51	3	.955 (2,326-104-43)
'93	46-16-0	.742	502.2	21/7	11	4.57	.261	392	188	2.09	7.02	3.37	53	0.85	24	32	3	.961 (2,304-90-41)
'92	48-15-0	.762	512.0	25/10	10	3.06	.239	369	165	2.24	6.49	2.90	32	0.51	34	22	1	.965 (2,364-83-51)
'91	45-16-0	.738	491.0	13/9	14	4.01	.254	345	203	1.70	6.32	3.72	23	0.38	42	22	4	.961 (2,216-86-40)
'90	46-12-0	.793	474.1	7/5	12	3.00	.246	354	195	1.82	6.72	3.70	15	0.26	30	31	7	.953 (1,894-89-51)
'89	48-19-1	.713	543.0	14/12	12	4.13	.286	308	219	1.41	5.10	3.63	28	0.41	33	28	2	.950 (2,504-126-58)
'88	39-22-0	.639	461.0	17/3	6	5.43	.292	243	160	1.52	4.74	3.12	47	0.77	29	48	6	.961 (2,155-84-52)
'87	15-29-0	.341	335.2	14/0	4	4.75	.289	154	168	0.92	4.13	4.50	22	0.50	28	10	0	.953 (1,579-74-29)
'86	22-28-0	.440	376.0	10/3	9	6.25	.310	176	202	0.87	4.21	4.84	38	0.76	31	18		.946 (1,679-90-40)
'85	26-27-2	.491	397.2	15/3	4	6.16	.291	215	208	1.03	4.87	4.71	46	0.84	32	22		.954 (1,672-80-22)
'84	24-24-0	.500	331.0	24/3	3	4.95	.276	167	174	0.96	4.54	4.73	31	0.65	35	10		.943 (1,535-87-32)
'83	19-28-0	.404	326.0	17/1	4	4.80	.293	228	181	1.26	6.29	5.00	30	0.64	25	9		.943 (1,482-85-29)
'82	28-15-0	.651	307.0	23/6	4	3.81	.255	190	162	1.17	5.57	4.75	13	0.30	20	7		.965 (1,353-48-21)
'81	23-16-1	.588	280.2	18/3	3	5.48	.286	188	140	1.34	6.03	4.49	36	0.90	19	13		— (-51-21)
'80	29-8-0	.784	256.0	17/2	5	4.50	.259	167	136	1.23	5.87	4.78	25	0.68	18	7		— (-61-25)
'79	14-19-0	.424	234.0	10/2	1	5.54	.299	146	122	1.20	5.62	4.70	21	0.64	15	4		— (-76-16)
'78	12-25-1	.329	273.2	16/1	1	4.38	.271	147	157	0.94	4.83	5.16	15	0.39	19	8		— (-93-19)
'77	17-26-0	.395	292.2	19/4		6.15	.286	204	194	1.05	6.27	5.97	16	0.37		13		— (-91-)
'76	16-24-0	.400	278.0	/3		4.66	.286	193	147	1.31	6.25	4.76	11	0.28				— (-92-15)
'75	17-14-0	.548	213.0	21/2		2.83	.227	151	113	1.34	6.38	4.77	5	0.16		10		— (-45-21)
'74	18-21-0	.462	295.0	/1		4.52	.279	166	126	1.32	5.06	3.84	19	0.49				— (-64-40)
'73	15-22-0	.405	261.0	24/5		4.14	.278	169	147	1.15	5.83	5.07	10	0.27		11		— (-65-25)
'72	14-16-0	.467	211.0	11/5		5.46	.291	138	109	1.27	5.89	4.65	19	0.63				.942 (955-55-22)
'71	11-21-0	.344	249.1	12/2		4.26	.271	144	121	1.19	5.20	4.37	26	0.81				— (-68-26)
'70	17-14-0	.548	255.0	18/3		3.28	.249	147	96	1.53	5.19	3.39	19	0.61				.951 (1,056-52-29)
'69	14-10-0	.583	213.2	10/5		2.95	.256	173	91	1.90	7.30	3.84	12	0.50				.951 (977-48-27)
'68	13-10-0	.565	202.0	/1		3.87	.275	186	83	2.24	8.29	3.70	9	0.39				— (-54-)
'67	17-8-1	.673	218.0	/1		3.39	.216	189	96	1.97	7.80	3.96	11	0.42				
'66	12-14	.462	214.1	/2		3.99	.256	163	104	1.57	6.85	4.37	10	0.39				
'65	18-17	.514	303.0	/3		3.30	.214	256	148	1.73	7.60	4.40	16	0.46				
'64	16-12-1	.569	246.1	/1		4.24	.241	189	129	1.47	6.91	4.71	8	0.28				
'63	19-11	.633	254.0	/1		3.12	.214	245	102	2.40	8.68	3.61	7	0.23				
'62	11-6	.647	146.0	/1		3.51	.247	121	67	1.81	7.46	4.13	8	0.47				
'61	12-17	.414	260.0	/2		3.74		203	135	1.50	7.03	4.67						
'60	19-7	.731	221.1	/4		2.60	.204	183	106	1.73	7.44	4.31	7	0.27				
'59	17-6	.739	198.0	/2		2.91		154	79	1.95	7.00	3.59						
'58	17-8	.680	215.2	/4		3.42		237	129	1.84	9.89	5.38						
'57	16-10	.615	225.0	/3		2.60		193	117	1.65	7.72	4.68						
'56	10-9	.526	163.7	/1				125			6.87							
'55	7-10	.412	154.3	/2				146	94	1.55	8.51	5.48						
'54	12-13	.480	221.7	/0				107	118	0.91	4.34	4.79						
'53	16-7-1	.688	214.0	/1			.239	135	103	1.31	5.68	4.33						
'52	13-12	.520	223.0	/0				150	107	1.40	6.05	4.32						
'51	11-14	.440		/2														
'50	8-14	.364	192.0	/0				101	119	0.85	4.73	5.58						
'49	20-8	.714		/3														
'48	11-12	.478		/3														

BATTING AVERAGE

1.	.334 (718/2147)	1989
2.	.334 (681/2037)	1997
3.	.334 (655/1960)	1993
4.	.332 (338/1018)	1980
5.	.323 (656/2034)	1994

RUNS/GAME

1.	9.24 (231/25)	1958
2.	8.87 (550/62)	1993
3.	8.24 (511/62)	1994
4.	7.79 (491/63)	2004
5.	7.76 (528/68)	1989

HITS/GAME

1.	11.35 (681/60)	1997
2.	10.92 (273/25)	1958
3.	10.81 (681/63)	2006
4.	10.79 (734/68)	2002
5.	10.79 (680/63)	2001

DOUBLES

1.	141	2001
2.	131	2000
3.	127	1997
4.	125	1993, '98, '02

TRIPLES

1.	41	1994
2.	36	1997
3.	34	1995
4.	29	1996
5.	26	2003

HOME RUNS

1.	73	1998
2.	70	1999
3.	69	2004
4.	66	1997
5.	64	1993

HOME RUNS/GAME

1.	1.26 (73/58)	1998
2.	1.15 (70/61)	1999
3.	1.10 (66/60)	1997
4.	1.10 (69/63)	2004

AT BATS/HOME RUN

1.	26.64 (1945/73)	1998
2.	28.71 (2010/70)	1999
3.	30.53 (1893/62)	1991
4.	30.63 (1960/64)	1993

SLUGGING PERCENTAGE

1.	.529 (1078/2037)	1997
2.	.519 (1018/1960)	1993
3.	.501 (974/1945)	1998
4.	.489 (996/2037)	1995
5.	.485 (977/2014)	1996

BASES ON BALLS

(since 1969)

1.	391	1989
2.	389	1993
3.	342	1992, '94
5.	338	1990

TIMES HIT BY PITCH

(since 1978)

1.	130	2005
2.	126	2004
3.	110	2006
4.	75	1993
5.	74	2003

BATTERS' BB-TO-SO RATIO

(since 1969)

1.	2.36 (196/83)	1980
2.	1.69 (213/126)	1982
3.	1.44 (391/272)	1989
4.	1.28 (142/111)	1979
5.	1.21 (178/147)	1981

AT BATS/STRIKEOUT

(since 1969)

1.	12.27 (1018/83)	1980
2.	9.09 (1145/126)	1982
3.	8.27 (918/111)	1979
4.	7.89 (2147/272)	1989
5.	7.86 (2114/269)	2001

ON-BASE PERCENTAGE

(since 1978)

1.	.457 (1119/2450)	1993
2.	.443 (1147/2590)	1989
3.	.440 (544/1236)	1980
4.	.428 (649/1517)	1984
5.	.422 (1034/2450)	1994

SACRIFICE FLIES

(since 1975)

1.	41	2002
2.	39	2004
3.	38	1994
4.	35	2000
5.	33	2001, '09

SACRIFICE BUNTS

(since 1975)

1.	72	2011
2.	69	2008
3.	66	2002
4.	65	2006
5.	57	1989

TOTAL SACRIFICES

(since 1975)

1.	107	2002
2.	101	2008
3.	93	2006
4.	84	2011
5.	80	2003

STOLEN BASES

1.	127	1993
2.	124	1994
3.	119	1989, '92
5.	117	1988, '90

STOLEN BASE PERCENTAGE

(since 1975)

1.	.855 (47-55)	1987
2.	.833 (15-18)	1975
3.	.808 (21-26)	1980
4.	.789 (71-90)	1982
5.	.784 (58-74)	1985

INNINGS PITCHED

1.	584.1	2002
2.	572.0	2006
3.	557.1	2005
4.	554.2	2004
5.	554.0	2003

WINS

1.	51	2004
2.	50	2002
3.	49	2001
4.	48	1989, '92

REGULAR-SEASON WINS

1.	46	2004
2.	45	2001
3.	44	1990
4.	41	1989, '91, '92, '99, '02, '06

REGULAR-SEASON WIN PERCENTAGE

(min. 30 GP)

1.	.827 (45-9-1)	2001
2.	.821 (46-10)	2004
3.	.815 (44-10)	1990
4.	.784 (29-8)	1980
5.	.759 (41-13)	1992

COMPLETE GAMES

(since 1969)

1.	25	1992
2.	24	1984
	24	1973
4.	23	1982
5.	21	1975, '93, '01

Team Bests

SHUTOUTS

1.	12.....	1996, '89
3.	10.....	1992
4.	9.....	1991
5.	8.....	2001

SAVES

(since 1976)

1.	18.....	2006, '03, '02
4.	15.....	2004, '00, '99

EARNED RUN AVERAGE

(since 1957)

1.	2.60 (65/225.0).....	1957
2.	2.60 (64/221.1).....	1960
3.	2.83 (67/213.0).....	1975
4.	2.91 (64/198.0).....	1959
5.	2.95 (70/213.2).....	1969

EARNED RUN AVERAGE

(since 1971)

1.	2.83 (67/213.0).....	1975
2.	3.00 (158/474.1).....	1990
3.	3.06 (174/512.0).....	1992
4.	3.22 (196/547.2).....	2001
5.	3.25 (185/513.0).....	1994

OPPOSING BATTING AVERAGE

(since 1957)

1.	.204 (175/859).....	1960
2.	.214 (205/959).....	1963
3.	.214 (244/1139).....	1965
4.	.216 (178/824).....	1967
5.	.227 (178/783).....	1975

OPPOSING BATTING AVERAGE

(since 1971)

1.	.227 (178/783).....	1975
2.	.239 (466/1952).....	1992
3.	.246 (506/2061).....	2001
4.	.246 (437/1776).....	1990
5.	.248 (520/2101).....	2004

STRIKEOUTS THROWN

1.	504.....	2006
2.	483.....	2002
3.	479.....	2003
4.	478.....	1999
5.	456.....	1998

PITCHERS' SO-BB RATIO

1.	2.95 (504/171).....	2006
2.	2.78 (420/151).....	2001
3.	2.69 (436/162).....	2004
4.	2.61 (417/160).....	2012
5.	2.57 (368/143).....	2011

STRIKEOUTS/9 IP

1.	9.89 (237/215.2).....	1958
2.	8.68 (245/254.0).....	1963
3.	8.51 (146/154.1).....	1955
4.	8.38 (478/513.2).....	1999
5.	8.29 (186/202.0).....	1968

WALKS ALLOWED/9 IP

1.	2.48 (151/547.2).....	2001
2.	2.63 (162/554.2).....	2004
3.	2.67 (143/481.2).....	2011
4.	2.81 (160/511.2).....	2012
5.	2.82 (161/513.0).....	1994

FEWEST HR ALLOWED/GAME

1.	0.16 (5/31).....	1975
2.	0.23 (7/30).....	1963
3.	0.26 (15/58).....	1990
4.	0.27 (7/26).....	1960
5.	0.27 (10/37).....	1973

FEWEST WP ALLOWED/GAME

(since 1969)

1.	0.38 (20/53).....	2011
2.	0.39 (24/62).....	1993
3.	0.45 (15/33).....	1979
4.	0.46 (29/63).....	2004
5.	0.47 (20/43).....	1982

FEWEST HBP ALLOWED/GAME

(since 1973)

1.	0.12 (4/33).....	1979
2.	0.14 (5/35).....	1974
3.	0.16 (7/43).....	1982
4.	0.19 (7/37).....	1980
5.	0.19 (9/47).....	1983

FIELDING PERCENTAGE

(since 1982)

1.	.973 (2057/2115).....	2008
2.	.9723 (2422/2491).....	2006
3.	.9716 (2016/2075).....	2011
4.	970 (2356/2429)
20035
.967 (2372/2452).....		2004

DOUBLE PLAYS

(since 1969)

1.	67.....	2005
2.	66.....	2002
3.	65.....	2008
4.	60.....	1998
5.	59.....	2004

WINNING PERCENTAGE

(min. 20 GP)

1.	.952 (20-1).....	1908
2.	.913 (21-2).....	1907
3.	.864 (19-3).....	1910
4.	.826 (19-4).....	1922
5.	.810 (51-12).....	2004

SINGLE-SEASON WIN STREAKS

23 games.....	March 26-April 25, 2006
18 games.....	April 7-28, 1991
17 games.....	March 24 - April 14, 2003
17 games.....	April 20 - May 21, 1907
16 games.....	April 11 - May 4, 2002
16 games.....	April 4-25, 2001
16 games.....	April 24 - May 20, 1988

MULTIPLE-SEASON WIN STREAK)

21 games.....	May 31, 1906 - May 21, 1907
---------------	-----------------------------

SCORING STREAKS

231 games.....	2/26/99 - 5/4/02
215 games.....	5/11/02 - 5/3/06
133 games.....	2/24/95 - 3/9/97
121 games.....	4/23/30 - 5/26/37
103 games.....	5/25/07 - 5/17/12

BEST UNDEFEATED STARTS

17-0	1907
13-0	1908
9-0	1960
8-0	1909, '13
7-0	1901, '22, '36

BEST 10-20-30-40 GAME STARTS

10-0	1907, '08
19-1	1907, '08, '10
26-4	2004
34-5-1	2001

QUICKEST TO 20-30-40 WINS

20-1	1908
30-5	2004
30-5-1	2001
40-6-1	2001

ONE-LOSS STREAKS

25-1*	March 25 - April 29, 2006
23-1	March 26 - April 23, 1998

GAMES OVER .500


+40 (51-11).....	June 5, 2004
+36 (43-7-1).....	May 5, 2001
+35 (45-10).....	May 17, 1990
+34 (48-14).....	May 25, 1992
+33 (49-16).....	June 10, 2002

* Streak was 27-1-1 from 3/25 to 5/5/06



LEARN Like A CHAMPION

8,000	Total community service hours by Irish teams in 2011-12
321	BIG EAST Academic All-Stars in 2011-12
223	Academic All-Americans
49	Postgraduate Scholars
18	Irish teams with GPA of 3.00 or higher in 2011-12
18	Irish teams with 100% graduation rate in 2011-12
17	Irish teams honored by NCAA for APR in 2011-12




PATRICK VEERKAMP
SENIOR - PITCHER



RICKY PALMER
SENIOR - CATCHER



DAN SLANIA
JUNIOR - PITCHER
ALL-AMERICAN CANDIDATE



SEAN FITZGERALD
JUNIOR - PITCHER



BRECK ASHDOWN
SENIOR - PITCHER



ADAM NORTON
SENIOR - PITCHER



ERIC JAGIELO
JUNIOR - THIRD BASEMAN
ALL-AMERICAN CANDIDATE



TREY MANCINI
JUNIOR - FIRST BASEMAN
ALL-AMERICAN CANDIDATE

2013 NOTRE DAME BASEBALL SCHEDULE

FEBRUARY

16	Sat.	Florida Gulf Coast (Ed Smith Stadium)!	Sarasota, Fla.	2:30pm
		Ohio State (Ed Smith Stadium)	Sarasota, Fla.	6:00pm
17	Sun.	Mercer (Buck O'Neil Baseball Complex)!	Sarasota, Fla.	11:00am
22	Fri.	Tulane (Greer Field at Turchin Stadium)	New Orleans, La.	6:30pm
23	Sat.	Tulane (Greer Field at Turchin Stadium)	New Orleans, La.	2:00pm
24	Sun.	Tulane (Greer Field at Turchin Stadium)	New Orleans, La.	12:00pm

MARCH

1	Fri.	Massachusetts (USA Baseball Training Complex)@	Cary, N.C.	3:00pm
		Tennessee (USA Baseball Training Complex)@	Cary, N.C.	6:30pm
2	Sat.	Virginia Tech (USA Baseball Training Complex)@	Cary, N.C.	6:00pm
3	Sun.	Rhode Island (USA Baseball Training Complex)@	Cary, N.C.	11:00am
8	Fri.	UCLA (Jackie Robinson Stadium)#	Los Angeles, Calif.	6:00pm
9	Sat.	USC (Dedeaux Field)#	Los Angeles, Calif.	2:00pm
10	Sun.	Oklahoma (Dodgers Stadium)#	Los Angeles, Calif.	10:00am
12	Tues.	UCSB (Uyesaka Stadium)	Santa Barbara, Calif.	3:00pm
14	Thur.	Cal Poly (Baggett Stadium)	San Luis Obispo, Calif.	6:00pm
15	Fri.	Cal Poly (Baggett Stadium)	San Luis Obispo, Calif.	6:00pm
16	Sat.	Cal Poly (Baggett Stadium)	San Luis Obispo, Calif.	12:00pm
22	Fri.	Seton Hall (Frank Eck Stadium)*	Notre Dame, Ind.	5:35pm
23	Sat.	Seton Hall (Frank Eck Stadium)*	Notre Dame, Ind.	2:05pm
24	Sun.	Seton Hall (Frank Eck Stadium)*	Notre Dame, Ind.	12:05pm
25	Mon.	Kent State (Frank Eck Stadium)	Notre Dame, Ind.	5:35pm
26	Tues.	Kent State (Frank Eck Stadium)	Notre Dame, Ind.	5:35pm
28	Thur.	Louisville (Jim Patterson Stadium)*	Louisville, Ky.	6:00pm
29	Fri.	Louisville (Jim Patterson Stadium)*	Louisville, Ky.	6:00pm
30	Sat.	Louisville (Jim Patterson Stadium)*	Louisville, Ky.	1:00pm

APRIL

2	Tues.	UIC (Frank Eck Stadium)	Notre Dame, Ind.	5:35pm
3	Wed.	Valparaiso (Frank Eck Stadium)	Notre Dame, Ind.	5:35pm
5	Fri.	Villanova (Frank Eck Stadium)*	Notre Dame, Ind.	5:35pm
6	Sat.	Villanova (Frank Eck Stadium)*	Notre Dame, Ind.	2:05pm
7	Sun.	Villanova (Frank Eck Stadium)*	Notre Dame, Ind.	1:05pm
9	Tues.	Michigan (Frank Eck Stadium)	Notre Dame, Ind.	5:35pm
10	Wed.	Eastern Michigan (Frank Eck Stadium)	Notre Dame, Ind.	5:35pm
12	Fri.	Pittsburgh (Charles L. Cost Field)*	Pittsburgh, Pa.	6:00pm
13	Sat.	Pittsburgh (Charles L. Cost Field)*	Pittsburgh, Pa.	3:00pm
14	Sun.	Pittsburgh (Charles L. Cost Field)*	Pittsburgh, Pa.	Noon
16	Tues.	Michigan (Ray Fisher Stadium)	Ann Arbor, Mich.	4:05pm
17	Wed.	Bowling Green (Frank Eck Stadium)	Notre Dame, Ind.	5:35pm
19	Fri.	Quinnipiac (Frank Eck Stadium)	Notre Dame, Ind.	5:35pm
20	Sat.	Quinnipiac (Frank Eck Stadium)	Notre Dame, Ind.	3:30pm
21	Sun.	Quinnipiac (Frank Eck Stadium)	Notre Dame, Ind.	1:05pm
23	Tues.	Toledo (Frank Eck Stadium)	Notre Dame, Ind.	5:35pm
24	Wed.	Michigan State (Frank Eck Stadium)	Notre Dame, Ind.	5:35pm
26	Fri.	Connecticut (Frank Eck Stadium)*	Notre Dame, Ind.	5:35pm
27	Sat.	Connecticut (Frank Eck Stadium)*	Notre Dame, Ind.	2:05pm
28	Sun.	Connecticut (Frank Eck Stadium)*	Notre Dame, Ind.	1:05pm
30	Tues.	Central Michigan (Theunissen Stadium)	Mount Pleasant, Mich.	4:05pm

MAY

3	Fri.	USF (Frank Eck Stadium)*	Notre Dame, Ind.	5:35pm
4	Sat.	USF (Frank Eck Stadium)*	Notre Dame, Ind.	2:05pm
5	Sun.	USF (Frank Eck Stadium)*	Notre Dame, Ind.	1:05pm
11	Sat.	St. John's (Jack Kaiser Stadium)* (DH)	Queens, N.Y.	Noon
12	Sun.	St. John's (Jack Kaiser Stadium)*	Queens, N.Y.	1:00pm
14	Tues.	Western Michigan (Robert J. Bobb Stadium)	Kalamazoo, Mich.	3:00pm
16	Thur.	Cincinnati (Marge Schott Stadium)*	Cincinnati, Ohio	6:30pm
17	Fri.	Cincinnati (Marge Schott Stadium)*	Cincinnati, Ohio	6:30pm
18	Sat.	Cincinnati (Marge Schott Stadium)*	Cincinnati, Ohio	1:00pm
22-26	Wed.-Sun.	Big East Tournament •	Clearwater, Fla.	
31	Fri.	NCAA Regionals Begin	On Campus	

JUNE

7	Fri.	NCAA Super Regionals Begin	On Campus	
15	Fri.	College World Series Begins	Omaha, Neb.	

Home games in **BOLD**

* BIG EAST games

! Snowbird Tournament

@ Irish Classic at USA Baseball Complex

Dodgertown Classic

• Bright House Network Stadium (Clearwater, Fla.)

All times local to the site