


# NOTRE DAME

## *Fighting Irish*



## *History & Records*

Baseball has thrived at Notre Dame since its first varsity season in 1892. The program's many noteworthy letterwinners have included John Shea – seated at the bottom left of this 1908 photo – who co-wrote the famed Notre Dame victory march.

## NOTRE DAME BASEBALL: ALIVE AND WELL IN THIRD CENTURY

The program has produced its share of innovators and memories.

The Notre Dame baseball program punctuated its growing emergence as modern-day contender by advancing to the 2002 College World Series, part of a 16-year run of seasons with 40-plus victories (the third-longest streak in all of Division I baseball, as of 2004). But the program's legacy runs much deeper, stretching back through 122 seasons and even as far back as the 1860s, when baseball began to emerge as a popular diversion at the Northern Indiana school.

Notre Dame can trace its founding to the mid-19th century, when Father Edward Sorin, C.S.C., and a small band of French missionaries set up camp a little north of South Bend, Indiana. The 1842 construction included building a log church and a small building and the founders immodestly labeled their creation the University of Notre Dame du Lac (Our Lady of the Lake).

In the early years, this all-male university enrolled students from first grade through college and there was a heavy emphasis placed on recreational activities. For the next 24 years after its founding, the main athletic diversions of Notre Dame students were ice skating, swimming and cycling. Students also could be found playing team sports of European origin: cricket and soccer.

That all changed in 1866, when two young men from Marshalltown, Iowa –



*Adrian "Cap" Anson – who helped popularize baseball at Notre Dame – was considered one of the most dynamic players in professional baseball during the late 1800s.*

**Sturgis and Adrian Anson** – introduced a new sport to Notre Dame. The sport was base ball (it didn't become one word until much later) and it quickly became the biggest thing to hit the campus.

On any spring day, most of the Notre Dame student body could be found playing base ball on the many ball diamonds on the campus. During this period, Notre Dame had approximately 500 students in all combined programs.

In his autobiography, *A Ballplayer's Career*, **Adrian "Cap" Anson** spoke fondly of his days at Notre Dame. After leaving

Notre Dame, in 1871, Anson became one of the original major league baseball players in the National Association, the first major league.

Anson went on to become the most dominant figure of 19th-century baseball, as the playing manager of the National League Chicago White Stockings (now the Cubs). Anson retired after a 27-year career with a .329 batting average and he was elected to the Baseball Hall of Fame in 1939, as a member of the fourth class.

For the first 20 years of baseball at Notre Dame, all games were played on campus between club teams. The school began playing off-campus foes in the spring of 1888.

Notre Dame decided to sponsor varsity baseball in 1892. Five years earlier, the University had launched a varsity football program when Michigan's squad came to South Bend to teach a group of students the fundamentals. The next day, they played a football game and Michigan won handily.

Notre Dame also decided to inaugurate its varsity baseball program with a game against the Wolverines. The Michigan baseball team journeyed to South Bend and Notre Dame came away with a 6-4 victory in its first-ever baseball game.

From the early 1890s until the Notre Dame football team defeated Army in 1913, baseball was the biggest sport on the South Bend campus and Notre Dame



*First baseman **Angus McDonald** (left) and second baseman **Frank McNicholas** (right) were two of Notre Dame's first varsity baseball letterwinners in the late 1800s.*



*Notre Dame's third varsity baseball team (1895; 3-2 record)*



Fans flocked to Cartier Field in the 1950s, with the unique venue situated between the old Notre Dame Fieldhouse (upper left) and Notre Dame Stadium (beyond the outfield fence). One of Notre Dame's most recognizable present-day structures – Hesburgh Memorial Library (constructed in '63) – would be hovering over the third-base dugout in this 1950s photo.

was one of the best baseball teams in the country, despite there being fewer than 200 college students in the University's active population at that time.

With such an illustrious beginning and a cast of characters who would go on to make their mark throughout the world of sports, Notre Dame baseball progressed into the 20th century as one of the university's most consistently enjoyable means of recreation.

Notre Dame baseball experienced great success during the 1906-08 seasons, posting a three-year record of 60-9 – with the 1908 season (20-1) remaining the best winning percentage in the program's history (.952).

The middle portion of the 1900s included one consistent link to Notre Dame baseball, as **Clarence "Jake" Kline** was associated with the program for 49 seasons in a 62-year stretch (1913-75), including an amazing run as Irish head coach that spanned five decades ('34-'75).



**Jake Kline** made the journey from Williamsport, Pa., to Notre Dame in the fall of 1913 and remained part of the baseball program for 49 of the next 62 years.

Kline's 1949 squad closed the first half of the century with one of the program's best seasons, qualifying for the program's first NCAA appearance. Notre Dame returned to the NCAAs in '56 and again in '57 – when three wins in the district playoffs at Western Michigan sent the Irish on to Omaha for the College World Series.

Notre Dame was a common face in the NCAA Tournament for 13 seasons, advancing to the postseason tournament five times in that stretch. The program then experienced its first major venue shift in 1977, relocating from old Cartier Field (just north of Notre Dame Stadium) to the east side of campus, in the area that later would be dubbed Jake Kline Field (north of the current Joyce Center/Purcell Pavilion).

**Tom Kelly** and **Larry Gallo** shepherded the baseball program through the first 12 seasons following Kline's retirement (1976-87). Notre Dame opened the decade of the 1980s by posting a 29-8 record in the 1980 season, highlighted by a 12-game winning streak late in the year.



Two-time All-American **Elmer Kohorst** led the Irish to the 1957 College World Series.

**Noteworthy Baseball Accomplishments By Former Notre Dame Students**  
Former Notre Dame students have made a lasting impact on the game of baseball, with the more unique contributions including:

**Founder of the Major League Baseball All-Star Game**  
Arch Ward (1933)

**Inventor of the batting tee**  
Bert Dunne (1924-25)

**Only teammate of George Gipp (football), Red Grange (football) and Ty Cobb (baseball)**  
Johnny Mohardt (1919-21)

**Only major leaguer to pitch a doubleheader shutout**  
Ed Reulbach (early 1900s)

**Defeated famous Columbia Giants in 1900, as his team's No. 2 pitcher**  
Bert Keeley (also pitched the first complete-game doubleheader of the 1908 season)

**Stopped Joe DiMaggio's minor-league 61-game hitting streak**  
Ed Walsh, Jr. (1926-28)

**Held National League stolen base record for more than 50 years**  
Bob Bescher (81 in 1911)

**Major leaguer who also played pro basketball**  
Ron Reed (1965)



Former Irish player **Ron Reed** enjoyed a Major League career in addition to a jaunt in pro basketball.



**Kevin Hardy** (left) was Notre Dame's first three-sport athlete in the second half of the century ('64-'65, also football, basketball) while **Bob Arzen** (right) was accomplished both on the diamond and the hardwood.



**Rick Chryst** – former commissioner of the Mid-American Conference – was one of the leaders of Notre Dame baseball in the early 1980s.

Despite the program's many successes in its first 96 seasons, Notre Dame baseball entered a new level of excellence in the late 1980s. An ambitious young coach named **Pat Murphy** was hired to direct a program that had not tasted NCAA tournament action in nearly 20 years – and the Irish program responded with a string of 40-win seasons that spanned 16 years.

Murphy's first squad (39-22) posted 24 more wins than the previous team, with that breakthrough 1988 season representing the program's best win percentage since 1982.

Led by an assortment of talented players – including All-American/Academic All-American **Dan Peltier** – the Irish fashioned a memorable 1989 season. The highlight of 1989 came in the rain-soaked Midwest Collegiate Conference Tournament, when Notre Dame rallied for four wins in one hectic, soggy day to claim the tourney title and earn the league's automatic NCAA bid.

The success of the Murphy era continued through the 1994 season, with the Irish coming excruciatingly close to advancing to the College World Series in both 1992 (at Miami) and '93 (at Florida State).



(from left) Second baseman **Mike Moshier**, short-stop **Pat Pesavento** and first baseman/outfielder **Dan Peltier** – pictured at South Bend's Coveleski Stadium – were the veteran leaders of the 1989 NCAA tournament team.

The level of success set by **Cap Anson** and his contemporaries carried on during the next 12 seasons, under the direction of head coach **Paul Maineri**. The Irish program posted the seventh-best winning percentage in Division I baseball during the 1990s and went on to compile a string of 16 straight seasons with 40-plus wins.

All but the first season of the Maineri era saw Notre Dame participate in the BIG EAST Conference. The Irish failed to reach the BIG EAST Tournament only once in their 18 seasons of league membership. Notre Dame became the first team to win three straight (from '02-'04, plus '05-'06)

## Home Is Where the Heart Is



Notre Dame baseball has called four primary facilities "home" for significant stretches in its 121-year history.

The majority of the games in the first 85 years were held at **Cartier Field** (bottom left), an area that currently consists of the quad stretching between Notre Dame Stadium and the Hesburgh Library.

Irish baseball moved in 1977 to the other side of Juniper Road – just north of the Joyce Center – with games held on

a facility later named **Jake Kline Field** (top left) in honor of the legendary coach (shown middle left, receiving bat).

Notre Dame split time from the 1988-93 seasons at **Coveleski Stadium** (above center), South Bend's minor-league facility, while **Frank Eck Stadium** (above right) has been the home of Irish baseball since 1994. In 2014, Notre Dame installed FieldTurf artificial surface in place of the natural grass surface.



**NOTRE DAME'S 1992 NCAA ATLANTIC REGIONAL FINALISTS**

Row One (from left) — Bob Lisanti, Casey Clevenger, Edwin Hartwell, Cory Mee, Mike Rooney, Dan Bautch, Craig Counsell and Greg Layson. Row Two — Adam Maisno, Craig DeSensi, Robbie Birk, David Sinnes, Rob Natchia, Tim Kraus, Steve Verdusco and Matt Haas. Row Three — Tom Price, manager Derek Rakon, assistant coach Gary Tuck, head coach Pat Murphy, assistant coach Mike Gibbons, assistant coach Brian Cleary, trainer Mike Bean and student manager Celine Leneman. Row Four — Chris Michalak, Craig Allen, Joe Binkiewicz, Dan Adams, Pat Leahy, Paul Failla, Marty DeGraff, Al Walania and Eric Danapilis.

while also claiming regular-season titles in 1997, 1999, 2001, '02, '04 and '06.

The Irish fittingly closed the 1900s in style, as Notre Dame played host to NCAA tournament action for the first time in 40 years. The 1999 NCAA South Bend Regional was well-received by the community, which cheered the Irish on to an 8-1 NCAA opening win over Creighton en route to a 43-18 final record.

Notre Dame then returned to the NAAs with an inspiring showing at Mississippi State in 2000, followed by a

record-setting 2001 season that saw the Irish claim the first No. 1 ranking in the program's history and set the team record for wins (49-13-1).


Amazingly, the program kept climbing in 2002, as the Irish overcame a slew of injuries and rode the combination of a senior-dominated lineup and a youthful pitching staff all the way to the College World Series and a 50-18 final record — followed by a fifth straight NCAA trip in 2003, another record-setting season in 2004 (school-record 51 wins, only 12 losses),

and more NCAA trips in 2005 and '06 to give the Irish seven straight seasons in the NCAA tournament.

After 91 seasons as an independent, Notre Dame joined its first conference (Midwest City Conference) in 1983. After three years in the Midwest City Conference (1983-85), nine in the Midwestern Collegiate Conference (1986-95) and 18 in the BIG EAST Conference (1996-2013), a new era began in 2014, as the Irish began their first season in the historic Atlantic Coast Conference (ACC).



Notre Dame's 1998 pitching staff was led by (from left) **Alex Shilliday** (9-5 record, 3.54 ERA, 93 Ks), **Brad Lidge** (8-2, 4.15, 93), **Aaron Heilman** (7-3, 1.61, 78), **Chris McKeown** (4-2, 4.47, 37) and **Tim Kalita** (4-0, 2.78, 71) — with Lidge and Heilman going on to pitch in the Major Leagues while Kalita reached the triple-A level.



Notre Dame closed out the 1900s with an offensive barrage, as (from left) one-time teammates **Mike Amrhein**, **Jeff Wagner** and **Brant Ust** finished as the top three home-run hitters in Irish history.

## 1949 District Four (0-2) Notre Dame, Ind.

1R – Wake Forest 4, Notre Dame 1  
2R – Wake Forest 10, Notre Dame 7

## 1956 District Four (1-2) Minneapolis, Minn.

DP – Notre Dame 4, Minnesota 3  
DP – Minnesota 15, Notre Dame 5  
DP – Minnesota 10, Notre Dame 1

## 1957 (5-3), CWS Participant District Four (3-1); Kalamazoo, Mich. College World Series (2-2) Rosenblatt Stadium (Omaha, Neb.)

DP – Notre Dame 18, Alma 2  
DP – Notre Dame 4, Western Michigan 2  
DP – Northwestern 9, Notre Dame 2  
DP – Notre Dame 6, Northwestern 1  
1R – \* Iowa St. 13, Notre Dame 8 (10)  
2R – \* Notre Dame 23, Colorado St. 2  
3R – \* Notre Dame 9, Texas 0  
4R – \* Penn State 5, Notre Dame 4

## 1958 District Four (2-2) Kalamazoo, Mich.

DP – Valparaiso 2, Notre Dame 0  
DP – Notre Dame 11, Minnesota 7  
DP – Notre Dame 10, Valparaiso 4  
DP – Western Michigan 5, Notre Dame 4

## 1959 District Four (2-2) Notre Dame, Ind.

DP – Notre Dame 10, Detroit 0  
DP – Notre Dame 12, Minnesota 4  
DP – Western Michigan 2, Notre Dame 0  
DP – Western Michigan 9, Notre Dame 6

## 1960 District Four (0-2) Minneapolis, Minn.

DP – Minnesota 15, Notre Dame 6  
DP – Ohio Univ. 5, Notre Dame 4

## 1963 District Four (1-2) Champaign, Ill.

DP – Western Michigan 2, Notre Dame 1  
DP – Notre Dame 5, Valparaiso 2  
DP – Illinois 4, Notre Dame 0

## 1970 District Four (1-2) Columbus, Ohio

DP – Southern Illinois 10, Notre Dame 2  
DP – Notre Dame 6, Minnesota 2  
DP – Southern Illinois 1, Notre Dame 0

# IRISH MAKE THEIR MARK IN NCAAS

## Highlights include CWS trips in 1957 and 2002

While the first 60 years of varsity Notre Dame baseball were brimming with future major-leaguers and innovators, the 60-plus seasons since then have seen Irish baseball emerge as a respected and regular participant in the NCAA Championship.

The Irish advanced to the NCAAs 14 times during the 1900s (and again from 2000-06), with a 41-44 overall NCAA record, trips to the 1957 and 2002 College World Series – and near-misses on trips to Omaha in 1992 and '93.

Notre Dame made its NCAA debut in 1949, winning the district playoffs with a 1-0 victory at Purdue and a 9-1 home win over Western Michigan. The Irish – who were led in '49 by first baseman **Dick Gieldin's** .350 batting average – played host to Wake Forest in an NCAA Region B series, but the Demons advanced with 4-1 and 10-7 wins and went on to finish as runner-up to Texas in the College World Series.

The Irish returned to the NCAAs in '56, at Minnesota for a District Four series. Notre Dame opened with a 4-3 win but the Gophers won the next two (15-5, 10-1) and went on to claim the CWS title, with a 15-1 win over Arizona.

After being eliminated by the CWS runner-up and champion in its first two NCAA appearances, Notre Dame returned in '57 to post one of the finest seasons in the program's history. With most of its players back from '56 – including All-American catcher **Elmer Kohorst**, clutch-hitting leffelder **Bob Senecal**, strikeout specialist **Tom Bujnowski** and fellow righthander **Chuck Symeon** – the Irish posted an 11-7 regular-season record before winning the NCAA District Four tournament at Western Michigan.

Notre Dame began its march to Omaha with wins over Alma (18-2) and the host Broncos (4-2) but lost to Northwestern (9-2). The Irish and Wildcats faced off again the next day and a 6-1 Notre Dame win sent the Irish on to the College World Series, where they



*Jim Morris established a College World Series record for batting average (10-for-14, in '57).*

won games over Colorado State (23-2, still tied for most runs in a CWS game) and Texas (9-0, led by Symeon's five-hit gem) while losing to Iowa State (13-8) and eventual runner-up Penn State (5-4). Infielder **Jim Morris** hit 10-for-14 to establish a still-standing CWS batting average record (.714).

The Irish advanced to the NCAAs the next three seasons, with an 11-7 win over Minnesota, a split with Valparaiso and a 5-4 loss to host Western Michigan in '58. WMU beat the Irish twice in the '59 NCAAs – in South Bend (wins over Detroit and Minnesota) – while Minnesota and Ohio University ended Notre Dame's season in 1960, with the Gophers claiming another NCAA crown.

Top Irish hitters in the late 1950s included **Jim Morris**, second baseman **Dick Selcer** and outfielder **Gene Duffy**, with the talented mound corps led by Symeon, strikeout specialist and lefty **Frank Carpin**, **Nick Palihnich** and **Jack Mitchell** (who still own some of the top season ERAs in Irish history).

The 1963 season brought an NCAA trip to Illinois, with losses to Western Michigan (2-1) and the host Illini (4-0), sandwiching around a win over Valparaiso (5-2). Notre Dame then



*Notre Dame's 1949 NCAA Tournament team*



*Notre Dame's 1957 NCAA Third-Place Finishers – Row One (from left) – Tom Bujnowski, Jim Carideo, Steve Johnson, Elmer Kohorst, Jim Cusack, Ed Hurley, Paul Besser. Row Two – head coach Jake Kline, John Hammett, Henry Bretting, John Merlock, Jack Connors, Paul Sopka. Row Three – John Murphy, Bob Senecal, Joe Geneser, Pete Devito, Charles Symeon, Gene Duffy. Row Four – Bill Bell, Bob Giarrantano, Tom Marquez, John Casagrande, Jim Morris.*

had to wait seven years for its next NCAA appearance – a 6-2 win over Minnesota and a pair of losses to Southern Illinois, in 1970 action at Ohio State – and waited 19 more years before a return to the NCAAs, in 1989.

As if the emotion of making its first NCAA appearance in 20 seasons was not enough, getting there was half the thrill – as Notre Dame won four rain-soaked games over a span of 23 hours to win the 1989 Midwestern Collegiate Conference Tournament and an automatic NCAA bid. The Irish headed to Fresno State and opened with a tough 9-8 loss to the host Bulldogs before beating Portland (8-6 in 13 innings) and losing again to Fresno (11-4). All-American centerfielder **Dan Peltier** was the offensive leader in '89 and **Brian Piotrowicz** paced the pitching staff.

While the victory totals and hopes for a return to the NCAAs kept mounting, the Irish did not get there until 1992 and once again, memories were made.

After Notre Dame opened with a poor performance in a 5-1 loss to South Carolina at the 1992 Atlantic Regional, many foresaw a quick exit for the Irish as they took on the host Miami Hurricanes. Notre Dame spotted Miami a 3-0 lead but used a four-run fifth to claim the 6-3 upset. **Dan Bautch's** three hits led the offense while **Alan Walania** worked out of countless jams to get the win, with **David Sinnes** inducing a bases-loaded groundout to end the game.

The Irish beat Delaware (12-6) and South Carolina (11-2) to set up a winner-take-all final with the Hurricanes but ran out of gas, falling 5-1 in the final.

The 1993 NCAAs brought Notre Dame to Tallahassee, Fla., and the Irish opened with a 15-1 thumping of Mississippi State before nearly upsetting host Florida State. With the game tied 3-3 and one out in the bottom of the ninth, Irish shortstop **Paul Failla** tried to score from second on a single to left field but was called out on a controversial play at the plate. Then, in the 10th, Florida State's Ty Mueller hit a grand slam versus lefthanded reliever **Chris Michalak**, for a 7-3 Florida

State win.

Despite the setback, the Irish downed Central Florida the next afternoon (12-3) before avenging the loss to Florida State with a 4-3 elimination-game win. Michalak – who also hit 8-for-18 in the regional as a late addition for defensive purposes at first base – turned in a gutsy complete-game effort, scattering nine hits and one walk while striking out six in his 34th career win. Failla also gained some redemption with a timely, leaping stab on a linedrive in the eighth inning.

With the '93 win over FSU ending at 1:00 a.m., the Irish failed to fully recharge for the final game vs. Long Beach State (13-3). Third baseman **Matt Haas** earned what would be his first of two All-Regional selections, after an impressive tournament that included 11 hits in 20 at-bats and 10 RBI, plus a home run, triple and double.

The run of NCAA upsets on the opponent's field continued in 1994 at Clemson, as the Irish bounced back from a 9-5 loss to Old Dominion by stunning the Tigers (8-1). **Tim Krause's** five-hitter paved the way while Haas had three hits and three RBI vs. the hosts. The Irish then beat the Citadel (5-1)



*Second baseman Ed Hurley was part of a veteran infield unit on Notre Dame's 1957 College World Series team.*

## 1989 West II Regional (1-2) Fresno, Calif.

Fresno State 9, Notre Dame 8  
Notre Dame 8, Portland 6 (13)  
Fresno State 11, Notre Dame 4

## 1992 Atlantic Regional (3-2) Coral Gables, Fla.

South Carolina 5, Notre Dame 1  
Notre Dame 6, Miami 3  
Notre Dame 12, Delaware 6  
Notre Dame 11, South Carolina 2  
CG2 – Miami 5, Notre Dame 1

## 1993 East Regional (3-2) Tallahassee, Fla.

Notre Dame 15, Mississippi State 1  
Florida State 7, Notre Dame 3 (10)  
Notre Dame 12, Central Florida 3  
Notre Dame 4, South Carolina 3  
Long Beach State 13, Notre Dame 3

## 1994 East Regional (2-2) Clemson, S.C.

Old Dominion 9, Notre Dame 5  
Notre Dame 8, Clemson 1  
Notre Dame 5, The Citadel 1  
CG1 – Auburn 8, Notre Dame 0

## 1996 South I Regional (1-2) Tuscaloosa, Ala.

Notre Dame 12, Virginia 1  
Stetson 7, Notre Dame 6  
Virginia 7, Notre Dame 1

## 1999 South Bend Regional (1-2)

Notre Dame 8, Creighton 1  
Cal State Fullerton 6, Notre Dame 3  
Michigan 11, Notre Dame 5

## 2000 Starkville Regional (3-2)

Notre Dame 8, Tulane 4  
Mississippi State 8, Notre Dame 1  
Notre Dame 10, Tulane 6  
CG1 – Notre Dame 7, Mississippi State 0  
CG2 – Mississippi State 10, Notre Dame 9

## 2001 South Bend Regional (3-2)

Notre Dame 12, Wisconsin-Milwaukee 4  
Florida International 7, Notre Dame 6 (10)  
Notre Dame 11, UC Santa Barbara 10 (10)  
CG1 – Notre Dame 5, Florida International 2  
CG2 – Florida International 5, Notre Dame 4

**2002 CWS Participant (6-3)  
South Bend Regional (3-0)  
Tallahassee Super Regional (2-1)  
College World Series (1-2)**

Notre Dame 8, Ohio State 6  
Notre Dame 25, South Alabama 1  
CG1 – Notre Dame 9, Ohio State 6  
Notre Dame 10, Florida State 4  
Florida State 12, Notre Dame 5  
Notre Dame 3, Florida State 1  
1R – \* Stanford 4, Notre Dame 3  
2R – \* Notre Dame 5, Rice 3  
3R – \* Stanford 5, Notre Dame 3

**2003 – Fullerton Regional (2-2)**

Notre Dame 13, Arizona 5  
Cal State Fullerton 4, Notre Dame 3  
Notre Dame 6, San Diego 3  
CG1 – Cal State Fullerton 8, Notre Dame 1

**2004 – South Bend Regional (2-2)**

Kent State 2, Notre Dame 1  
Notre Dame 6, California Irvine 5  
Notre Dame 7, Kent State 1  
CG1 – Arizona 7, Notre Dame 6

**2005 – Gainesville Regional (2-2)**

North Carolina 5, Notre Dame 1  
Notre Dame 7, Stetson 4  
Notre Dame 3, North Carolina 0  
CG1 – Florida 23, Notre Dame 3

**2006 – Lexington Regional (0-2)**

College of Charleston 5, Notre Dame 4 (16)  
Kentucky 10, Notre Dame 4

\* – CWS game 1R – 1st-round, etc.  
DP – District Playoff  
CG1/2 – Regional Championship Games  
Totals: 21 appearances (41-44)

but came out flat on the final day, losing 8-0 to Auburn.

Other Notre Dame forays into the NCAA's came in 1996 at the University of Alabama – highlighted by a 12-1 win over No. 2 seed Virginia – and in 1999, when the Irish played host to a four-team regional at Eck Stadium. **Aaron Heilman's** complete-game outing carried the Irish to an 8-1 win over Creighton while freshman catcher **Paul O'Toole** became the first Irish player ever to hit a home run in four straight postseason games (all three NCAA games).

Then, in 2000, Notre Dame pushed host Mississippi State to the limit at the Starkville Regional – losing 10-9 on a ninth-inning home run in the title game and signaling good things to come for the Irish in the 21st century.

Another near-miss followed at the 2001 NCAA South Bend Regional, with Notre Dame and Florida International playing three hotly-contested games before the Panthers survived 5-4 in the title game.

Notre Dame broke through in 2002, winning the South Bend Regional with a pair of victories over Ohio State and a 25-1 dismantling of top-seeded South Alabama (sparked by **Grant Johnson's** 1-hitter and **Steve Sollmann's** 6-for-7, 7 RBI day). The Irish then sent rumbles throughout the college baseball world by upsetting the nation's No. 1-ranked team, Florida State, in the Super Regional round (10-4, 5-12, 3-1). Johnson and fellow freshman **Chris Niesel** (a Florida native) picked up the wins while **Kris Billmaier** maintained his hot hitting (16-for-26 combined in the Regional and Super Regional, with eight RBI and 21 total bases).

Those wins sent the Irish back to Omaha and the College World Series for the first time in 45 years – with a pair of narrow losses to Stanford (3-4, 3-5) sandwiched around a thrilling 9th-inning comeback to beat Rice (5-3). **Steve Stanley's** one-out triple sparked the rally, followed by **Steve**



**Brian Stavisky** posted a .386 career batting average in the NCAA's, with his seven career NCAA Tournament home runs including the blast that sparked the 2002 Super Regional upset of Florida State (pictured).

**Sollmann's** single up the middle and **Brian Stavisky's** game-ending home run over the rightfield fence.

Notre Dame then reached the regional title games in 2003 (vs. host Cal State Fullerton), 2004 (at Eck Stadium, vs. Arizona) and 2005 (vs. host Florida), with Sollmann adding two more all-regional performances to his impressive career resume.



**Danny Tamayo** earned all-region honors at the 2000 Starkville Regional along with four of his Irish teammates after Notre Dame advanced to the regional title game.



Notre Dame's impressive showing at the 2000 NCAA Starkville Regional vaulted the Irish into the landmark 2001 and '02 seasons. The 2000 Regional performance included (pictured) an elimination-game rally to beat Tulane (after riding out a tornado delay, with the game ending at 12:53 a.m.); the spirited leadership of centerfielder **Steve Stanley**, one of several ND players who became favorites of the famous "Leftfield Lounge" fan section; and **Danny Tamayo** pitching a three-hit shutout versus host Mississippi State (forcing a winner-take-all game, with the Bulldogs winning 10-9 on a ninth-inning home run).

## CAREER NCAA TOURNAMENT STAT LEADERS (SINCE 1989; MINIMUM 22 ABs)

Player	Years	GP/GS	AB	R	H	RBI	BB	K	2B/3B/HR	SB/SBA	AVG
Matt Haas	1992-94	11/9	37	6	19	15	3	5	1/0/1	0-0	.514
Steve Sollmann	2001-04	22/22	93	23	43	18	8	7	2/3/1	9-11	.462
Kris Billmaier	2000-03	23/23	87	10	39	20	9	13	8/1/0	0-1	.448
Steve Stanley	1999-2002	22/22	93	27	40	10	9	6	3/2/0	6-8	.430
Edwin Hartwell	1992-93	9/7	22	6	9	5	8	3	1/1/0	0-2	.409
Brian Stavisky	2000-02	19/19	83	23	32	30	6	13	5/0/7	2-3	.386
Alec Porzel	1999-2001	13/13	59	12	22	15	5	8	6/0/1	3-3	.373
Paul O'Toole	1999-02	22/22	84	19	31	17	11	9	5/1/6	2-3	.369
Steve Andres	2003-06	13/9	42	6	15	5	5	5	4/0/1	0-0	.357
Brett Lilley (4 HBP)	2005-06	6/6	23	3	7	4	0	4	1/0/0	0-0	.304
Andrew Bushey	1999-2002	22/22	86	9	25	13	8	6	3/0/1	1-2	.291
Eric Danapilis	1992-93	9/9	31	6	9	7	5	3	2/0/0	1-2	.290
Matt Nussbaum	1999-2000	8/8	31	3	9	4	2	4	1/0/0	0-0	.290
Javi Sanchez	2002-04	17/17	63	9	18	10	5	6	1/0/1	1-2	.286
Jeff Felker	1999-2000	8/8	33	5	9	6	1	6	3/0/1	0-0	.273
Rowan Richards	1993-94, '96	9/5	22	3	6	2	2	5	2/0/1	0-0	.273
Joe Thaman	2001-04	18/18	63	13	17	5	7	7	3/1/0	0-0	.270
Craig Counsell	1989, '92	7/7	26	3	7	2	6	7	0/0/0	0-0	.269

### Top One-Year NCAA Players

Dan Bautch (1992; 6-for-13/.462, 4 GS, 2 R, RBI, BB, 2 Ks, 2B, 4-4 SB)

Chris Michalak (1993; 5-for-12/.417, 3 GS, R, 2 RBI, 3 Ks, 2B)

Randall Brooks (1996; 4-for-12/.333, 3 GS, 2 R, BB, 4 Ks, 2 2B, 1-1 SB)

## NCAA TOURNAMENT ALL-REGIONAL TEAM SELECTIONS (SINCE 1992)

### 1992 Atlantic Regional

Joe Binkiewicz (Sr., 1B)  
Craig Counsell (Sr., SS)  
Eric Danapilis (Sr., OF)  
Alan Waliana (Sr., RHP)

### 1993 East Regional

Matt Haas (Sr., 3B)  
Edwin Hartwell (Sr., OF)  
Chris Michalak (Sr., 1B/LHP)

### 1994 East Regional

Paul Failla (Sr., SS)  
Matt Haas (Sr., 1B)  
Robbie Kent (Sr., 3B)

### 1996 South I Regional

George Restovich (Sr., 1B)  
Rowan Richards (Sr., LF)

### 1999 South Bend Regional

Aaron Heilman (So., RHP)  
Paul O'Toole (Fr., C)  
Alec Porzel (So., SS)

### 2000 Starkville Regional

Kris Billmaier (Fr., LF)  
Jeff Felker (Sr., 1B)  
Paul O'Toole (So., C)  
Alec Porzel (Sr., SS)  
Danny Tamayo (Sr., RHP)

### 2001 South Bend Regional

Andrew Bushey (Sr., 3B)  
Peter Ogilvie (So., RHP)  
Alec Porzel (Sr., SS)  
Steve Stanley (Sr., CF)  
Brian Stavisky (So., RF)

### 2002 South Bend Regional

\*Steve Sollmann (So., 2B)  
Kris Billmaier (Sr., LF)  
Grant Johnson (Fr., RHP)  
Paul O'Toole (Sr., C)  
Steve Stanley (Sr., CF)  
Brian Stavisky (Sr., LF)

### 2002 CWS All-Tournament Team

Steve Stanley (Sr., CF)

### 2003 Fullerton Regional

Kris Billmaier (Sr., CF)  
Javi Sanchez (Sr., C)  
Steve Sollmann (Sr., 2B)  
Joe Thaman (Sr., 1B)

### 2004 South Bend Regional

Steve Andres (So., LF)  
Matt Edwards (Sr., 1B)  
Steve Sollmann (Sr., 2B)  
Tom Thornton (So., LHP)

### 2005 Gainesville Regional

Dan Kapala (So., RHP)  
Brett Lilley (Fr., 3B)

### 2006 Lexington Regional

Craig Cooper (Sr., 1B)  
Alex Nettey (Sr., CF)

*\*Most Valuable Player*



Craig Counsell



Matt Haas



Chris Michalak



Alec Porzel





The Notre Dame baseball program has seen 21 of its players named to official All-America teams a total of 56 times – including 14 players who have combined for 43 All-America seasons since 1995.

The 2004 season saw third baseman **Matt Macri** and closer **Ryan Doherty** each receive All-America honors, as Notre Dame was one of only four schools in the nation with a full-time position player and pitcher on the 2004 All-America team named by the College Baseball Writers. Macri was one of only seven position players named a first- or second-team All-American by *Baseball America*, *USA Today* and *Collegiate Baseball* magazine in 2004.

Pitching ace **Aaron Heilman** (a rare four-time All-American) and centerfielder **Steve Stanley** were consensus first-team All-Americans in consecutive seasons (Heilman '01, Stanley '02) and each was a finalist for various national player-of-the-year awards as seniors.

The 21 Notre Dame baseball players who have earned All-America honors break down as follows:

► By position: catchers **Elmer Kohorst** and **Walt Osgood**, first basemen **Craig Cooper** and **Trey Mancini**, second basemen **Dick Selcer** and **Steve Sollmann**, shortstop **Rich Gonski**, third basemen **Brant Ust**, Macri and **Eric Jagielo**, five outfielders (**Dan Peltier**, **Eric Danapilis**, **Ryan Topham**, **A.J. Pollock** and Stanley), four starting pitchers (**Nick Palihnich**, **Heilman**, **Chris Niesel** and **Jeff Manship**) and relievers **J.P. Gagne** and Doherty.

► The 21 have combined for 26 All-America seasons (four by Heilman, two each by Kohorst and Stanley).

► By class year: nine seniors (Kohorst, Selcer, Osgood, Gonski, Danapilis, Heilman, Stanley, Gagne and Cooper), 12 juniors (Jagielo, Kohorst, Mancini, Palihnich, Peltier, Topham, Heilman, Stanley, Sollmann, Macri, Manship and Pollock), four sophomores (Ust, Heilman, Niesel, Doherty) and one freshman (Heilman).

► By association/publication: 18 from the ABCA (since '54), 13 from NCBWA (since '81), 11 from *Collegiate Baseball* (since '91), nine from *Baseball America* (since '81), five from *USA Today* (2000-05) and one from All Ping! Baseball (2007-10).

**All-America Designations** – **ABCA** (American Baseball Coaches Association; since 1954) ... **BA** – *Baseball America* magazine (since 1981) ... **CB** – *Collegiate Baseball* magazine (since 1991) ... **NCBWA** – National College Baseball Writers Association (since '81) ... **USA** – *USA Today* Sports Weekly (2000-05)

*stats indicate career numbers*

## NOTRE DAME



ABCA, BA All-American  
First-Team Selection (1956, 1957)

### ELMER KOHORST

Catcher • Albany, Minnesota  
.323, 254 AB, 3 HR, 16 2B, 49 RBI

Co-captain of 1957 College World Series team, noted for his strong arm and expert handling of the Irish pitching staff ... also had solid offensive ability and good size (6-2, 190) for the catcher's position ... as a junior, he led the 1956 team in batting (.342) and RBI (22).

## NOTRE DAME



ABCA All-American  
Third-Team Selection (1959)

### DICK SELCER

Second Baseman • Cincinnati, Ohio  
.335, 179 AB, 3 HR, 44 RBI

Led 1958 team with 30 RBI, one season after the Irish went to the College World Series ... also legged out six triples in that 1958 season, setting the Notre Dame record for triples in a season ... his All-America season in 1959 included a team-best .352 batting average ... joined centerfielder Gene Duffy as 1959 team co-captains.

## NOTRE DAME



ABCA All-American  
Third-Team Selection (1960)

### NICK PALIHNICH

Pitcher • West Orange, New Jersey  
2.36 ERA, 12-4, 148.2 IP, 115 K

Lanky righthander (6-1, 180) finished career with a 2.36 ERA, including a 1.25 ERA as a sophomore in 1959 (1.67 BB/9 IP and a 4.0 K-to-BB ratio) before earning All-America honors in 1960 (3.08, 6-2 record, 55 Ks/13 BB).

## NOTRE DAME



ABCA, BA All-American  
Second-Team Selection (1962)

### WALT OSGOOD

Catcher • Compton, California  
.279, 197 AB, 4 HR, 9 2B, 34 RBI

California native who remains one of the top catchers in the Notre Dame baseball program's history ... bounced back from junior-year slump for an All-America season as a senior in 1964, when he batted .343 with 13 RBI in 17 games played.

**NOTRE DAME**



**NI**

ABCA, All-American  
Second-Team Selection (1964)

**RICH GONSKI**

Shortstop • Chicago, Illinois  
.353, 320 AB, 12 HR, 17 2B, 57 RBI

Quick-thinking shortstop who swung a heavy bat, hitting .379 with a .707 slugging percentage in his All-American senior season (1964). His 10 home runs during the campaign was a school record at the time (no other Notre Dame player hit more than seven home runs in a season until 1984).

**NOTRE DAME**



**NI**

ABCA, BA, NCBWA, All-American  
First-Team Selection (1989)

**DAN PELTIER**

Outfielder • Clifton Park, New York  
.406, 28 HR, 60 2B, 202 RBI, .659 slug

**Academic All-American (1988, '89)**

Rare All-American/Academic All-American double honoree who finished career with a .406 average, .659 slugging pct., 484 on-base pct. and 202 RBI despite only playing three seasons. His impressive 1989 season included school records for slugging (.783), RBI (93) and doubles (32) to go along with a .446 batting average (2nd), .513 on-base pct. (6th) and 15 HR (t-7th).

**BEST OF THE BEST?**

All-America centerfielders **Dan Peltier** ('89), **Eric Danapilis** ('93) and **Steve Stanley** ('02) have combined for three of the best all-around offensive seasons in Notre Dame history, with All-America first baseman **Craig Cooper** (a converted outfielder) fashioning his own impressive all-around season in 2006.

Peltier (pictured at left) ultimately rose above all the rest as owner of the program's most dominant offensive season (1989), with the potent 3-hole hitter recording a .783 slugging pct., a 1.296 OPS (on-base pct. plus slugging), 93 RBI and 32 doubles (led nation '89), in addition to a then-school record .446 season batting average, 15 home runs, five triples and only 17 strikeouts (he reached base in 64 of 68 games).

Danapilis (pictured below) did his damage as the 1993 cleanup batter, compiling a 1.248 OPS. During that season, Danapilis (.726), his classmate Edwin Hartwell and Peltier all posted a slugging percentage above .700 and on-base pct. above .500. His other 1993 stats included a .438 season batting avg., a .522 on-base pct., 96 hits, 85 RBI, 24 doubles, 13 home runs and 13 stolen bases.

Stanley's stellar leadoff season in 2002 included a .506 on-base pct., 76 runs and 32 stolen bases. The 5-9 speedster's 119 hits eclipsed Peltier's record (115) while batting .439.

Danapilis also racked up a huge number of total bases in 1993 (159, with Stanley totaling 147 in '02).

Cooper's impressive season as the 2006 leadoff batter included a 1.176 OPS, .425 batting average and reaching base in 55 of 57 games, plus a 21-game hit streak (tying then ND record), a .522 on-base pct., a nation-leading and ND-record 79 runs scored, nine home runs, 19 doubles, 38 walks, 10 HBPs, nine stolen bases and only 10 Ks.

**NOTRE DAME**



**NI**

(Consensus All-American  
First-Team Selection (1993))

**ERIC DANAPILIS**

Outfielder • St. Joseph, Michigan  
.405, 29 HR, 61 2B, 221 RBI, .559 OB

**1992 NCAA Atlantic Regional  
All-Tournament Team**

Finished career with a .405 average, .494 on-base pct., .643 slugging pct., 295 hits, 131 walks, 61 doubles and 221 RBI. Set school record for on-base pct. in 1991 (.531). In 1993, hit .438 with 85 RBI, 24 doubles, a .726 slugging pct., and a .522 on-base pct. to earn first team All-America honors.

**NOTRE DAME**



**NI**

ABCA All-American  
Third-Team Selection (1999)

**RYAN TOPHAM**

Outfielder • Portage, Michigan  
.320, 34 HR, 39 2B, 165 RBI, 149 BB

Earned All-America honors as a junior in 1995 season after batting .335 with 79 RBI, a .733 slugging pct., 18 HR, five triples, 18 doubles, a .506 on-base and 35 walks ... had a remarkable 63 walks in 1994 ... closed out career with .470 on-base and .627 slugging percentages, 34 homers and 149 walks.

**NOTRE DAME**



ABCA, BA All-American  
Third-Team Selection (1998)

**BRANT UST**

Third Baseman • Redmond, Washington  
.368, 46 HR, 51 2B, 170 RBI, .676 slug

**USA National Team Member (1998)**  
**BIG EAST Player of the Year (1998)**

Potent offensive player who served at 2B, SS and 3B in three-year career ... his All-America junior season included a .373 batting avg., 18 home runs, 58 RBI, 20 doubles and 11 stolen bases ... finished career with a .676 slugging percentage and 46 home runs.



**HEILMAN'S ALL-AMERICA AWARDS**

- ▶ Collegiate Baseball (3rd - '98, '99; 1st - '00, '01)
- ▶ ABCA (3rd - '99; 2nd - '00; 1st - '01)
- ▶ USA Today (2nd - '00; 1st - '01)
- ▶ NCBA (3rd - '00; 1st - '01)
- ▶ Baseball America (1st - '01)
- ▶ National Player of the Year finalist ('01)
- ▶ BIG EAST Pitcher of the Year ('00, '01)
- ▶ Team USA National Team member ('99)



**Aaron Heilman ... a Rare Four-Year All-American**

Completed college career (1998-2001) as one of the most accomplished student-athletes in Notre Dame history, becoming Notre Dame's 14th four-year All-American (in any sport) and 14th Division I player to compile 40-plus wins and 400-plus Ks in his career ... led nation in ERA as a freshman in 1998 (1.61) before serving as one of top pitchers on the U.S. National Team in the summer of 1999 ... finalist for several 2001 national player-of-the-year awards while posting four Notre Dame career records (43 wins, 425 Ks, 393.2 innings, six double-digit K games) and five season records (15 wins, 118 Ks, 12 complete games, 15 consecutive wins, 15-0 season start) ... set BIG EAST Conference records for career BIG EAST wins (23-4), Ks in BIG EAST play (199) and complete games in a BIG EAST season (8) and career (18) - while tying the record for Ks in a BIG EAST game (18, 10-inning win at West Virginia in '01) ... he finished his career with a 2.49 career ERA, a 3.66 strikeout-to-walk ratio, won 25 of his final 26 decisions, posted a 24-3 career record and 2.14 ERA in games away from home, and averaged 33 innings per home run allowed.

**NOTRE DAME**



Two-Year All-America Selection  
Consensus First Team All-American (2002)

**STEVE STANLEY**

Centerfielder • Upper Arlington, Ohio  
.384, 385 H, 2 HR, 47 2B, 116 SB

- ▶ Consensus First Team All-American (2002)
- ▶ USA Today Second Team All-American (2001)
- ▶ Baseball America First Team All-American (2001)
- ▶ BIG EAST Player of the Year (2001, '02)

**NOTRE DAME**



ABCA, BA, NCBA, USA Today All-American  
First-Team Selection (2001)

**AARON HEILMAN**

Pitcher • Logansport, Indiana  
2.49 ERA, 43-7, 12 SV, 393.2 IP, 425 K

- ▶ 14th Division I player with 40 wins, 400 Ks
- ▶ Led nation in ERA as a freshman (1.61, '98)
- ▶ Set ND career records for wins, innings and Ks; set ND season records for Ks (118, twice), wins (15) and complete games (12, both in '01)
- ▶ Set BIG EAST records for wins (23-4), Ks (199) and complete games (18); tied single-game K record (18)

**NOTRE DAME**



NCBWA All-American  
Third-Team Selection (2003)

**J.P. GAGNE**

Pitcher • Bloomington, Minnesota  
3.90 ERA, 25-16, 21 SV, 298.0 IP, 205 K

Joined future big-league players Chris Michalak and Aaron Heilman as only Notre Dame pitchers with 20-plus wins and 10-plus saves ... rare All-America/Academic All-America combo (3.40 GPA, finance) ... finished career with 19 saves, a 25-16 record and 205 strikeouts in 298.0 innings pitched (94 appearances).

**HITTING THE BALL ... AND THE BOOKS**

Centerfielder **Dan Peltier** ('89), second baseman **Steve Sollmann** ('03) and pitcher **J.P. Gagne** ('03) are the only Notre Dame baseball players ever to couple All-America and Academic All-America honors in the same season.

Peltier ('88/'89 Academic All-American) signed after his junior season and went on to a big-league career – but he returned in the falls of 1990 and '91, graduating with a 3.42 cumulative GPA as an accounting major. He went on to become V.P. for financial advising with Merrill Lynch in St. Paul, Minn. Sollmann was a second team Academic All-American in 2003 and earned first team honors in 2004 – becoming the program's fifth repeat Academic All-American. He graduated with a 3.44 GPA as a marketing major, closing with a 4.0 in the 2004 spring term. Sollmann and Gagne (3rd team; 3.40 GPA, finance major) each earned All-America and Academic All-America honors in 2003.

**NOTRE DAME**



ABCA Second Team All-American,  
NCBWA Third Team All-American (2003)

**STEVE SOLLMANN**

Second Baseman • Cincinnati, Ohio  
.360, 302 H, 13 HR, 38 2B, 84 SB

Prep centerfielder who made great transition to second base with the Irish ... one of 11 non-seniors at Notre Dame ever to combine All-America and Academic All-America honors ... clutch postseason performer, with .462 career batting average in the NCAAs (three-time All-Regional pick).

**NOTRE DAME**



Collegiate Baseball Second Team,  
NCBWA Third Team All-American (2003)

**CHRIS NIESEL**

Pitcher • Plantation, Florida  
3.21 ERA, 21-4, 2 SV, 272.2 IP, 233 K

Classic bulldog and staff ace who finished with a 4.09 career strikeout-to-walk ratio ... career postseason stats included a 1.65 ERA in eight appearances (33 K, 14 BB) ... his All-America sophomore season in 2003 (BIG EAST pitcher of the year) featured a 2.65 ERA, 9-1 record, 87 strikeouts and only 19 walks.

**NOTRE DAME**



BA, USA Today, NCBWA Second Team,  
CB Third Team All-American (2004)

**MATT MACRI**

Third Baseman • Clive, Iowa  
.316, 14 HR, 104 RBI, 33 2B, 19 SB

Overcame 2002 elbow injury, starting at short-stop in '03 and third base in '04 ... ranked 1st or 2nd on '04 team in 17 categories, including batting (.367), HR (14), RBI (56), runs (76), SBs (12), 3Bs (7), TBs (158), slugging (.667), 2Bs (15) ... 3rd ND player with 80-plus hits (87), 40-plus walks (40) in same season.

**NOTRE DAME**



ABCA Second Team All-American,  
NCBWA Second Team All-American (2004)

**RYAN DOHERTY**

Pitcher • Toms River, New Jersey  
2.84 ERA, 8-4, 20 SV, 98.1 IP, 134 K

His All-America 2004 season included 12 saves (8th in nation), 2.38 ERA, 5-1 record, 46 Ks, 11 BB, 19 hits (.160 opp. batting), 34 IP and 1-of-17 inherited runners scored ... 7-foot-1, 235-pounder who allowed only 6.22 hits per 9 IP in career and finished with a 2.84 ERA and a 12.17 strikeouts per nine innings mark.

**NOTRE DAME**





Ba and CB Second Team All-American  
NCBA Third Team All-American (2006)

**CRAIG COOPER**

First Baseman • Plainview, New York  
.361, 26 HR, 162 RBI, 191 R, 52 2B, 45 SB

All-America '06 season included reaching base in 55 of 57 GP and 21-game hit streak (then ND record) ... BIG EAST all-time leader with .344 career batting average in league games at time of graduation ... led nation with ND-record 79 runs scored, sixth nationally with .425 batting and posted .522 on-base pct. in '06 ... posted .461 on-base percentage for career.

**NOTRE DAME**





Collegiate Baseball All-American  
Third-Team Selection (2006)

**JEFF MANSHIP**

Pitcher • San Antonio, Texas  
3.39 ERA, 11-3, 116.2 IP, 131 K

Joined teammate Craig Cooper in sweeping the 2006 BIG EAST Pitcher- and Player-of-the-Year awards ... had career strikeout rate of 10.11 Ks per 9.0 innings ... All-America season in 2006 included 111 Ks, a 3.26 ERA and 9-2 record ... returned from elbow surgery that sidelined him for freshman season in 2004.

**NOTRE DAME**





First Baseball All-American  
Third-Team Selection (2009)

**A.J. POLLOCK**

Centerfielder • Hebron, Connecticut  
.363, 17 HR, 41, 2B, 103B, 122 RBI, 60 SB

Only Irish player to ever hit 10 homers and steal 20 bases in the same season ... Notre Dame's first back-to-back MVP since Aaron Heilman (2000, 2001) ... all-BIG EAST first team in 2008 and 2009 ... led squad in 11 different offensive categories ... did not commit an error in 159 fielding chances ... committed just one error over his final 104 games ... second player in school history to lead Irish in hitting three straight years.

**NOTRE DAME**





ABCA, Rawlings & BA Second Team All-American  
Collegiate Baseball Second Team All-American (2013)

**ERIC JAGIELO**

Third Baseman • Downers Grove, Illinois  
.321, 27 HR, 124 RBI, 201 H, 47 2B, 112 R

Earned BIG EAST Player of the Year honors as a junior after hitting .388 with 76 hits, 19 doubles, nine HRs, 53 RBI and 47 runs scored ... finished with 88 walks and was also hit by 25 pitches ... had 201 hits including 47 doubles and 27 homers in 626 at-bats ... scored 112 runs and drove in 124 more ... entered draft after junior year and was selected 26th overall by the Yankees.

**NOTRE DAME**





ABCA / Rawlings Third Team All-American (2013)

**TREY MANCINI**

First Baseman • Winter Haven, Florida  
.345, 28 HR, 133 RBI, 214 H, 39 2B, 109 R

Named first team all-BIG EAST after spectacular junior year by totaling 89 hits, 14 doubles, seven triples, seven home runs and 54 RBI while hitting .389 ... finished career with a .345 average, 214 hits, 39 doubles, 10 triples, 28 homers, 133 RBI, 109 runs scored and 62 walks ... also had 1,334 putouts at first base ... entered draft after junior year and was selected in eighth round by Orioles.

**ALL-AMERICANS**

**American Baseball Coaches (since 1954)**


1956	Elmer Kohorst, Jr., C (1st team)
1957	Elmer Kohorst, Sr., C (1st team)
1959	Dick Selcer, Sr., 2B (3rd team)
1960	Nick Palihnich, Jr., RHP (3rd team)
1962	Walt Osgood, Sr., C (2nd team)
1964	Rich Gonski, Sr., SS (2nd team)
1989	Dan Peltier, Jr., OF (1st team)
1993	Eric Danapilis, Sr., OF (1st team)
1995	Ryan Topham, Jr., OF (3rd team)
1998	Brant Ust, So., 3B (3rd team)
1999	Aaron Heilman, So., RHP (3rd team)
2000	Aaron Heilman, Jr., RHP (2nd team)
2001	Aaron Heilman, Sr., RHP (1st team)
2002	Steve Stanley, Sr., CF (1st team)
2003	Steve Sollmann, Jr., 2B (2nd team)
2004	Ryan Doherty, So., RHP (2nd team)
2013	Eric Jagielo, Jr., 3B (2nd team)
	Trey Mancini, Jr., 1B (3rd team)

**Baseball America (since 1981)**

1989	Dan Peltier, Jr., OF (1st team)
1993	Eric Danapilis, Sr., OF (1st team)
1998	Brant Ust, So., 3B (3rd team)
2001	Aaron Heilman, Sr., RHP (1st team)
	Steve Stanley, Jr., CF (3rd team)
2002	Steve Stanley, Sr., CF (1st team)
2004	Matt Macri, Jr., 3B (2nd team)
2006	Craig Cooper, Sr., 1B (2nd team)
2013	Eric Jagielo, Jr., 3B (2nd team)

**Collegiate Baseball Writers (since 1981)**

1989	Dan Peltier, Jr., OF (1st team)
1993	Eric Danapilis, Sr., OF (1st team)
1998	Brant Ust, So., 3B (3rd team)
2000	Aaron Heilman, Jr., RHP (3rd team)
2001	Aaron Heilman, Sr., RHP (1st team)
	(NCBWA District V Player of the Year)
2002	Steve Stanley, Sr., CF (1st team)
2003	J.P. Gagne, Sr., RHP (3rd team)
	Chris Niesel, So., RHP (3rd team)
	Steve Sollmann, Jr., 2B (3rd team)
2004	Matt Macri, Jr., 3B (2nd team)
	Ryan Doherty, So., RHP (2nd team)
2006	Craig Cooper, Sr., 1B (3rd team)



Grant Johnson pitched for the 2002 United States National Team that competed at an international tournament in Holland and the World Championship in Italy.

**Collegiate Baseball Magazine (since 1991)**

1993	Eric Danapilis, Sr., OF (1st team)
1998	Aaron Heilman, Fr., RHP (3rd team)
1999	Aaron Heilman, So., RHP (3rd team)
2000	Aaron Heilman, Jr., RHP (1st team)
2001	Aaron Heilman, Sr., RHP (1st team)
2002	Steve Stanley, Sr., CF (1st team)
2003	Chris Niesel, So., RHP (2nd team)
2004	Matt Macri, Jr., 3B (3rd team)
2006	Craig Cooper, Sr., 1B (2nd team)
	Jeff Manship, Jr., RHP (3rd team)
2013	Eric Jagielo, Jr., 3B (3rd team)

**USA Today (2000-05)**

2000	Aaron Heilman, Jr., RHP (2nd team)
2001	Aaron Heilman, Sr., RHP (1st team)
	Steve Stanley, Jr., CF (2nd team)
2002	Steve Stanley, Sr., CF (1st team)
2004	Matt Macri, Jr., 3B (2nd team)

**Ping! Baseball (2007-10)**

2009	A.J. Pollock, Jr., OF (3rd team)
------	----------------------------------

**USA NATIONAL TEAM MEMBERS**

1964	Shaun Fitzmaurice, OF (Olympic Team)
1998	Brant Ust, 3B, So. (National Team)
1999	Aaron Heilman, RHP, So. (Collegiate National Team)
2000	Matt Macri, 3B/SS (18U National Team)
	Cody Rizzo, OF/C (16U National Team)
2001	Jeff Manship, RHP (16U National Team)
2002	Grant Johnson, RHP, Fr. (National Team)
	Joey Williamson, RHP (16U National Team)
2003	Jeff Manship, RHP (18U National Team)
2005	Brant Ust, 3B (National Team)
	Chris Michalak, LHP (National Team)
2006	Brad Lidge, RHP (National Team)
2013	<b>Cavan Biggio, 2B</b> <b>(18U National Team)</b>

**CANADIAN NATIONAL TEAM MEMBERS**

2012	John Axford, RHP (World Baseball Classic)
------	--

**COSIDA ACADEMIC ALL-AMERICANS**

1977	Tim Pollock, Sr., C (1st)
1980	Dave Bartish, Sr., IF (1st)
1981	Rick Chryst, So., OF (3rd)
	Henry Valenzuela, Sr., 1B (3rd)
1984	James Dee, Sr., 3B (1st)
	Mark Clementz, Sr., LHP (2nd)



This 1999 meeting on the mound included consecutive Freshman All-Americans (from left): Aaron Heilman ('98), Brant Ust ('97) and Paul O'Toole ('99).

1985	Rick Vanthournout, Jr., 3B (2nd)
	John Loughran, So., OF (3rd)
1986	John Loughran, Jr., OF (1st)
	Rick Vanthournout, Sr., 3B (2nd)
1987	John Loughran, Sr., OF (2nd)
1988	Dan Peltier, So., OF (3rd)
1989	Dan Peltier, Jr., OF (2nd)
	Erik Madsen, Sr., RHP (3rd)
1991	Joe Binkiewicz, Jr., 1B (3rd)
1992	Joe Binkiewicz, Sr., 1B (1st)
	Cory Mee, Sr., IF (1st)
2000	Jeff Perconte, Sr., 2B (1st)
	Mike Naumann, Jr., LHP (3rd)
2001	Mike Naumann, Sr., LHP (1st)
	Brian Stavisky, So., OF (3rd)
2002	Andrew Bushey, Sr., 3B (2nd)
	Brian Stavisky, Jr., OF (3rd)
2003	Steve Sollmann, Jr., 2B (2nd)
	J.P. Gagne, Sr., RHP (3rd)
2004	Steve Sollmann, Sr., 2B (1st)
2006	Greg Lopez, Sr., SS (3rd)
2007	Brett Lilley, Jr., SS (1st)
2008	Brett Lilley, Sr., SS (1st)

**NATIONAL FRESHMAN OF THE YEAR**

1998	Aaron Heilman ( <i>Collegiate Baseball</i> )
------	--

**FRESHMAN ALL-AMERICANS**

1990	David Sinnes, RHP (1st-BA)
	Pat Leahy, RHP (1st-CB)
1991	Greg Layson, 2B (1st-BA)
1992	Paul Failla, OF (2nd-BA)
1993	Ryan Topham, OF (HM-CB)
1994	Dennis Twombly, C (1st-CB)
	Larry Mohs, RHP (HM-CB)
	Scott Sollmann, OF (HM-CB)
1996	Alex Shilliday, RHP (HM-CB)
1997	Brant Ust, IF (3rd-BA, ABCA)
1998	Aaron Heilman, RHP (1st-BA, CB)
1999	Paul O'Toole, C (1st-CB)
	Steve Stanley, CF (HM-CB)
2000	Brian Stavisky, RF (1st-BA, CB)
2001	Steve Sollmann, 2B (1st-BA, CB, USA)
2002	Grant Johnson, RHP (1st-CB, 2nd-BA)
2004	Jeff Samardzija, RHP (1st-CB)
2005	Brett Lilley, 3B (1st-CB)
2006	Kyle Weiland, RHP (1st-BA, CB)

2007 A.J. Pollock, 3B (CB)  
 2009 Ryan Richter, LHP (HM-CB)  
 2011 Trey Mancini, 1B (1st-CB)  
 Key: BA – Baseball America  
 CB – Collegiate Baseball, USA – USA Today

### ABCA ALL-MIDEAST REGION

- 1988 Dan Peltier, Jr., OF (1st)  
Pat Pesavento, Jr., SS (2nd)
- 1991 Eric Danapilis, So., OF (2nd)  
Alan Walania, So., RHP (2nd)
- 1994 Tom Price, Sr., LHP (3rd)  
Robbie Kent, So., IF (3rd)  
Matt Haas, Sr., 3B (HM)
- 1995 Ryan Topham, Jr., OF (1st)
- 1997 Mike Amrhein, Sr., C (1st)
- 1998 Aaron Heilman, Fr., RHP (1st)  
Brant Ust, So., 3B (1st)
- 1999 Aaron Heilman, So., RHP (1st)
- 2000 Aaron Heilman, Jr., RHP (1st)
- 2001 Aaron Heilman, Sr., RHP (1st)  
Steve Stanley, Jr., CF (2nd)  
Danny Tamayo, Sr., RHP (2nd)
- 2002 Steve Stanley, Sr., CF (1st)
- 2003 J.P. Gagne, Sr., RHP (1st)  
Steve Sollmann, So., 2B (1st)  
Matt Edwards, So., 3B/1B (2nd)
- 2004 Ryan Doherty, So., RHP (1st)  
Grant Johnson, Jr., RHP (2nd)  
Matt Macri, Jr., 3B (2nd)  
Steve Sollmann, Sr., 2B (2nd)
- 2005 Matt Edwards, Sr., 1B (1st)
- 2006 Craig Cooper, Sr., 1B (2nd)
- 2009 Jeremy Barnes, Sr., SS (1st)  
A.J. Pollock, Jr., OF (2nd)
- 2012 Will Hudgins, Sr., RHP (2nd)  
Eric Jagielo, So., 3B (2nd)
- 2013 Trey Mancini, Jr., 1B (1st)  
Eric Jagielo, Jr., 3B (1st)

### ABCA ALL-MIDEAST REGION COACH OF THE YEAR

- 2001 Paul Mainieri
- 2002 Paul Mainieri

### RAWLINGS NCAA DIVISION I GOLD GLOVES

- 2009 A.J. Pollock, Jr., OF

### BIG EAST TEAM ACADEMIC EXCELLENCE AWARD ('96-'13)

- 2010 3.117 GPA

### BIG EAST PLAYER OF THE YEAR ('96-'13)

- 1998 Brant Ust, So., 3B
- 2001 Steve Stanley, Jr., CF
- 2002 Steve Stanley, Sr., CF
- 2006 Craig Cooper, Sr., 1B
- 2013 Eric Jagielo, Jr., 3B

### BIG EAST PITCHER OF THE YEAR ('96-'13)

- 1998 Brad Lidge, Jr., RHP
- 2000 Aaron Heilman, Jr., RHP
- 2001 Aaron Heilman, Sr., RHP
- 2003 Chris Niesel, So., RHP
- 2006 Jeff Manship, Jr., RHP

### BIG EAST ROOKIE OF THE YEAR ('96-'13)

- 1996 Jeff Wagner, DH
- 1997 Brant Ust, IF
- 2001 Steve Sollmann, 2B
- 2005 Brett Lilley, 3B
- 2011 Trey Mancini, 1B

### BIG EAST COACH OF THE YEAR ('96-'13)

- 2001 Paul Mainieri

### BIG EAST TOURNAMENT MVP ('96-'13)

- 2002 Steve Stanley, Sr., CF
- 2003 Javi Sanchez, Jr., C
- 2004 Matt Macri, Jr., 3B
- 2005 Matt Edwards, Sr., 1B
- 2006 Wade Korpi, So., LHP

### BIG EAST POSTGRADUATE SCHOLARSHIP ('96-'13)

- 2001 Mike Naumann, Sr., LHP
- 2003 J.P. Gagne, Sr., RHP
- 2008 Brett Lilley, Sr., SS

### BIG EAST ALL-ROOKIE TEAM ('96-'00)

- 1997 Jeff Felker, 1B
- 1997 Brant Ust, IF
- 1998 Aaron Heilman, RHP
- 1998 Alec Porzel, LF
- 1999 Paul O'Toole, C

- 1999 Steve Stanley, CF
- 2000 J.P. Gagne, RHP
- 2000 Brian Stavisky, RF

### ALL-BIG EAST CONFERENCE ('96-'13)

- 1996 Randall Brooks, Jr., 2B (1st)  
Scott Sollmann, Jr., CF (1st)  
Jeff Wagner, Fr., DH (1st)  
Darin Schmalz, Jr., RHP (2nd)
- 1997 Randall Brooks, Sr., CF (1st)  
Brant Ust, Fr., 2B (1st)  
Jeff Wagner, So., DH (1st)  
Mike Amrhein, Sr., C (2nd)  
Darin Schmalz, Sr., RHP (2nd)
- 1998 J.J. Brock, Sr., SS (1st)  
Brad Lidge, Jr., RHP (1st)  
Brant Ust, So., 3B (1st)  
Jeff Wagner, Jr., DH (1st)  
Aaron Heilman, Fr., RHP (2nd)  
Alex Shilliday, Jr., RHP (2nd)
- 1999 Aaron Heilman, So., RHP (1st)  
Brant Ust, Jr., SS (1st)  
Jeff Wagner, Sr., DH (1st)  
Steve Stanley, Fr., CF (2nd)
- 2000 Aaron Heilman, Jr., RHP (1st)  
Alec Porzel, Jr., SS (2nd)  
Brian Stavisky, Fr., RF (2nd)
- 2001 Andrew Bushey, Jr., 3B (1st)  
Aaron Heilman, Sr., RHP (1st)  
Steve Sollmann, Fr., 2B (1st)  
Steve Stanley, Jr., CF (1st)  
Danny Tamayo, Sr., RHP (1st)  
Paul O'Toole, Jr., C (2nd)  
Alec Porzel, Sr., SS (2nd)  
Brian Stavisky, So., RF (2nd)  
Matt Bok, Jr., DH (3rd)
- 2002 J.P. Gagne, So., RHP (3rd)  
Steve Stanley, Sr., CF (1st)  
Paul O'Toole, Sr., C (2nd)  
Steve Sollmann, So., 2B (2nd)  
Brian Stavisky, Jr., LF (2nd)  
Andrew Bushey, Sr., 3B (3rd)  
Matt Bok, Sr., DH (3rd)
- 2003 Matt Edwards, So., 1B/3B (1st)  
Chris Niesel, So., RHP (1st)  
Ryan Kalita, Sr., RHP (2nd)  
Steve Sollmann, Jr., 2B (2nd)  
Kris Billmaier, Sr., CF (3rd)  
J.P. Gagne, Sr., RHP (3rd)
- 2004 Grant Johnson, Jr., RHP (1st)  
Matt Macri, Jr., 3B (1st)  
Steve Sollmann, Sr., 2B (1st)  
Craig Cooper, So., OF (2nd)  
Ryan Doherty, So., RHP (2nd)  
Chris Niesel, RHP (2nd)  
Greg Lopez, So., SS (3rd)  
Javi Sanchez, Sr., C (3rd)
- 2005 Matt Edwards, Sr., 1B (1st)  
Tom Thornton, Jr., LHP (2nd)  
Brett Lilley, Fr., 3B (3rd)  
Craig Cooper, Jr., OF (3rd)



Notre Dame's 1998 all-BIG EAST award winners included (above, from left): pitcher of the year Brad Lidge, second-team pitchers Aaron Heilman and Alex Shilliday, player of the year Brant Ust (third base), first-team DH Jeff Wagner and first-team shortstop J.J. Brock.

2006	Craig Cooper, Sr., 1B (1st) Jeff Manship, Jr., RHP (1st) Jeff Samardzija, Jr., RHP (1st) Jeremy Barnes, Fr., DH (2nd) Danny Dressman, Jr., OF (2nd) Brett Lilley, So., 3B (2nd) Greg Lopez, Sr., SS (2nd) Kyle Weiland, Fr., RHP (2nd) Matt Bransfield, Sr., LF (3rd)
2007	David Phelps, So., RHP (1st) Brett Lilley, Jr., SS (2nd) A.J. Pollock, Fr., 3B (2nd)
2008	David Mills, So., DH (1st) A.J. Pollock, So., OF (1st) Wade Korpi, Sr., LHP (2nd) Eric Maust, So., RHP (2nd) David Phelps, Jr., RHP (3rd)
2009	A.J. Pollock, Jr., OF (1st) Jeremy Barnes, Sr., SS (2nd) Cole Johnson, So., RHP (2nd)
2011	Trey Mancini, Fr., 1B (3rd) Brian Dupra, Sr., RHP (3rd)
2012	Joe Hudson, C, Jr. (2nd) Will Hudgins, Sr., RHP (2nd) Eric Jagielo, So., 3B (2nd) Dan Slania, So., RHP (2nd) Trey Mancini, So., 1B (3rd)
2013	Eric Jagielo, Jr., 3B (1st) Adam Norton, Sr., RHP (1st) Trey Mancini, Jr., 1B (1st) Dan Slania, Jr., RHP (2nd) <b>Ryan Bull, So., OF (3rd)</b>

**ALL-BIG EAST  
TOURNAMENT TEAM ('08-'13)**

2009	Will Hudgins, Fr., RHP
2011	Cole Johnson, Sr., RHP
2012	Trey Mancini, So., 1B
2013	Eric Jagielo, Jr., 3B Frank DeSico, Sr., 2B

**MIDWESTERN COLLEGIATE CONFERENCE  
PLAYER OF THE YEAR ('86-'95)**

1989	Dan Peltier, Jr., OF
1993	Eric Danapilis, Sr., OF
1994	Tom Price, Sr., LHP

**MCC TOURNAMENT MVP ('86-'95)**

1989	Dan Peltier, Jr., OF
1991	Frank Jacobs, Sr., OF/DH
1992	Chris Michalak, Jr., LHP
1993	Eric Danapilis, Sr., OF
1994	Tom Price, Sr., LHP

**MCC NEWCOMER OF THE YEAR ('86-'95)**

1990	David Sinnes, RHP
1992	Paul Failla, SS
1994	Scott Sollmann, OF
1995	Christian Parker, RHP

**MCC COACH OF THE YEAR ('86-'95)**

1989	Pat Murphy
1990	Pat Murphy
1992	Pat Murphy

**ALL-MCC HONORS ('83-'95)**

1983	Rick Chryst, Sr., OF (1st)
1984	Mike Metzler, Sr., 1B (1st)
1985	Mike Trudeau, Sr., OF (1st) Rick Vanthournout, Jr., 3B (1st) Kevin Chenail, Fr., RHP (2nd) John Loughran, Jr., OF (2nd) <b>Tommy Shields, So., SS (2nd)</b>
1986	Tommy Shields, Sr., SS (1st) John Loughran, Jr., OF (2nd)
1988	Tim Hutson, Sr., 1B (1st) Dan Peltier, So., OF (1st) Pat Pesavento, Jr., SS (1st) Steve Skupien, Sr., OF (2nd)
1989	Ed Lund, Jr., C (1st) Dan Peltier, Jr., OF (1st) Pat Pesavento, Sr., SS (1st) Brian Piotrowicz, Jr., RHP (1st) Erik Madsen, Sr., RHP (2nd) James Sass, Sr., OF (2nd)
1990	Ed Lund, Sr., C (1st) David Sinnes, Fr., RHP (1st) Joe Binkiewicz, So., 1B (2nd) Mike Coss, Jr., SS (2nd) Craig Counsell, So., 3B (2nd) Eric Danapilis, Fr., OF (2nd) Frank Jacobs, Jr., OF (2nd) Pat Leahy, Fr., LHP (2nd)
1991	Eric Danapilis, So., OF (1st) Frank Jacobs, Sr., DH (1st) Greg Layson, Fr., 2B (1st) Joe Binkiewicz, Jr., 1B (2nd) Craig Counsell, Jr., SS (2nd) Cory Mee, Jr., 3B (2nd) Alan Walania, So., RHP (2nd)
1992	Joe Binkiewicz, Sr., 1B (1st) Craig Counsell, Sr., SS (1st) Eric Danapilis, Jr., OF (1st) Cory Mee, Sr., 3B (1st) Chris Michalak, Jr., LHP (1st) David Sinnes, Jr., RHP (1st) Paul Failla, Fr., OF (2nd) Pat Leahy, Jr., RHP (2nd)
1993	Eric Danapilis, Sr., OF (1st) Paul Failla, So., SS (1st) Edwin Hartwell, Sr., OF (1st) Chris Michalak, Sr., LHP (1st) Greg Layson, Jr., 2B (2nd) David Sinnes, Sr., RHP (2nd)
1994	Tom Price, Sr., LHP (1st) Robbie Kent, So., 1B (1st) Greg Layson, Sr., 2B (1st) Scott Sollmann, Fr., OF (1st) Ryan Topham, So., OF (1st) Larry Mohs, Fr., RHP (2nd) Matt Haas, Sr., 3B (2nd) Bob Lisanti, Jr., C (2nd) Mark Mapes, So., DH (2nd)

1995	Craig DeSensi, Sr., 1B (1st) Randall Brooks, So., 2B (1st) Mike Amrhein, So., 3B (1st) Scott Sollmann, So., OF (1st) Ryan Topham, Jr., OF (1st) George Restovich, Jr., DH (2nd)
------	--

**ALL-MCC TOURNAMENT TEAM ('83-'95)**

1985	<u>Jim Cross, Jr., RHP</u>
1988	Ed Lund, So., C Dan Peltier, So., OF Pat Pesavento, Jr., SS
1989	Ed Lund, Jr., C Dan Peltier, Jr., OF Pat Pesavento, Sr., SS Brian Piotrowicz, RHP James Sass, Sr., OF
1990	Joe Binkiewicz, So., 1B Eric Danapilis, Fr., OF Brian Piotrowicz, Sr., RHP
1991	Mike Coss, Sr., C Frank Jacobs, Sr., OF Greg Layson, Fr., 2B Alan Walania, So., LHP
1992	Joe Binkiewicz, Sr., 1B Craig Counsell, Sr., SS Eric Danapilis, Jr., OF Edwin Hartwell, Jr., DH Cory Mee, Sr., 3B Chris Michalak, Jr., LHP Eric Danapilis, Sr., OF Paul Failla, So., SS Edwin Hartwell, Sr., OF Greg Layson, Jr., 2B Matt Haas, Jr., 3B Tom Price, Jr., LHP
1994	Tom Price, Sr., LHP Robbie Kent, So., 1B Paul Failla, Jr., SS Matt Haas, Sr., 3B Scott Sollmann, Fr., OF Ryan Topham, So., OF George Restovich, Jr., C J.J. Brock, So., SS Mike Amrhein, So., 3B Rowan Richards, Jr., OF Scott Sollmann, So., OF

**MCC ALL-NEWCOMER TEAM ('86-'95)**

1992	Paul Failla, OF Tim Kraus, RHP Bob Lisanti, C Steve Verduzco, 2B
1993	Mark Mapes, DH Ryan Topham, OF
1994	Larry Mohs, RHP Dennis Twombly, C George Restovich, DH Scott Sollmann, OF
1995	Christian Parker, RHP/DH

*\*Notre Dame was part of the Midwest City Conference from 1983-85 before transitioning to the Midwestern Collegiate Conference.*

## Byron V. Kanaley Award

The most prestigious honor awarded to a Notre Dame student-athlete, the Byron V. Kanaley Award, has been presented each year since 1927 to senior monogram athletes who have been most exemplary as both students and leaders. The awards, presented by the Faculty Board on Athletics, are named in honor of a Weedsport, N.Y., native and 1904 Notre Dame graduate who was a member of the baseball team as an undergraduate. Kanaley went on to a successful banking career in Chicago and served the University as a lay trustee from 1915 until his death in 1960. Fourteen members of the Notre Dame baseball team have received the award, including four since 2000.

The first three baseball recipients of the award came in the 1940s: **Rex Ellis** (Greens Fork, Ind.; '40), **Ralph Pinelli** (San Francisco, Calif.; '41) and **John Hickey** (South Bend, Ind.; '43). The most noteworthy baseball honoree was **Don Sniegowski** (Toledo, Ohio), an infielder who finished fifth on the 1956 Irish team with a .280 batting average. Sniegowski earned an even more prestigious honor when he was awarded a Rhodes Scholarship. As of 1996, he was one of 32 former varsity college baseball players known to have earned a Rhodes Scholarship. Since 1956, he has been joined by just one other Rhodes Scholar who was known to have played Division I baseball – Oregon State's Knute Buehler ('84).

Righthander **Ron Schmitz** (Cleveland, Ohio) received the Kanaley Award in 1971 after leading the Irish with 43 strikeouts and posting a 2.59 ERA. Five years later, another righthander, **Bob Stratta** (Olympia Fields, Ill.), received the Kanaley. Stratta posted a 3.69 ERA as a senior after leading the Irish in wins, ERA and strikeouts as both a sophomore and a junior (he remains the only Irish hurler to lead all three categories twice).

**Rick Chryst** (Platteville, Wis.) – former commissioner of the Mid-American Conference – was the next Irish baseball player to receive the Kanaley, doing so in 1983. The infielder/outfielder was second on the '83 squad with a .304 batting average. Third baseman **Jim Dee** (Chicago, Ill.) was the program's eighth Kanaley winner in '84, after ranking third on the team with a .340 batting average, and outfielder **John Loughran** (Stamford, Conn.) followed suit three years later after appearing in all 44 games for the 1987 squad.

Righthander **Erik Madsen** (Great Falls, Mont.) received the Kanaley in '89, after leading the Irish in wins (eight), ERA (3.74) and strikeouts (56) while second baseman **Jeff Perconte** (Arlington Heights, Ill.) – who went on to earn first team Academic All-America honors – was presented with the Kanaley Award in 2000, followed in 2001 by **Mike Naumann** (also a first team Academic All-American) and by his fellow lefthanded pitcher **Tom Thornton** in 2006. **Cole Johnson** was the most recent Irish player to capture the award in 2011.



**Rex Ellis** 1940      **Ralph Pinelli** 1941      **John Hickey** 1943      **Don Sniegowski** 1956      **Ron Schmitz** 1971



**Bob Stratta** 1976      **Rick Chryst** 1983      **Jim Dee** 1984      **John Loughran** 1987      **Erik Madsen** 1989



**Jeff Perconte** 2000      **Mike Naumann** 2001      **Tom Thornton** 2006      **Cole Johnson** 2011

## Monogram Club MVP Award

1995	Ryan Topham (Jr, RF)
1996	Randall Brooks (Jr, 2B)
1997	Mike Amrhein (Sr, DH)
1998	J.J. Brock (Sr, SS)
1999	Brant Ust (Jr, SS)
2000	Aaron Heilman (Jr, RHP)
2001	Aaron Heilman (Sr, RHP)
	Alec Porzel (Sr, SS)
2002	Steve Stanley (Sr, CF)
2003	J.P. Gagne (Sr, RHP)
	Steve Sollmann (Jr, 2B)
2004	Javi Sanchez (Sr, C)
2005	Matt Edwards (Sr, 1B)
2006	Craig Cooper (Sr, 1B)
2007	David Phelps (So, RHP)
2008	A.J. Pollock (So, OF)
2009	A.J. Pollock (Jr, OF)
2010	None
2011	Trey Mancini (Fr, 1B)
2012	Will Hudgins (Sr, RHP)
2013	Adam Norton (Sr, RHP)
2014	Blaise Lezynski (Jr, 1B/OF/DH)

## Notre Dame Club of St. Joseph Valley Rockne Student-Athlete Award

1995	Scott Sollmann (Jr, CF)
1996	J.J. Brock (Jr, SS)
1997	J.J. Brock (Sr, SS)
1998	Todd Frye (Sr, 2B)
1999	Jeff Frye (Jr, IF)
2000	Jeff Perconte (Sr, IF)
2001	Mike Naumann (Sr, LHP)
2002	Andrew Bushey (Sr, 3B)
2003	Brandon Vilorio (Sr, RHP)
2004	Greg Lopez (So, SS)
2005	Tom Thornton (Jr, LHP)
2006	Matt Bransfield (Sr, LF)
2007	Brett Lilley (Jr, SS)
2008	Wade Korpi (Sr, LHP)
2009	Jeremy Barnes (Sr, SS)
2010	None
2011	Brian Dupra (Sr, RHP)
2012	None
2013	Adam Norton (Sr, RHP)
2014	Sean Fitzgerald (Sr, RHP)


## Francis Patrick O'Connor Award Chris Zorich Award

Three Notre Dame baseball players – OF **Edwin Hartwell** ('93), C **Matt Nussbaum** ('01) and 2B **Steve Sollmann** ('03) – have received Notre Dame's Francis Patrick O'Connor Award, presented to one male and one female student-athlete who embody team spirit, inspiration, caring, courage, honesty and patience. The award is named after Pat O'Connor (son of "Bucky" O'Connor, a 1940s guard on the Notre Dame football team), who died in 1973 following his freshman year at Notre Dame.

LHP **Tom Thornton** ('06) and SS **Tommy Chase** ('12) have each captured the athletic department's Chris Zorich Award – named in honor of the former Irish football player and recognizing community service excellence.

Led by Thornton's example, the 2006 baseball team also was the first recipient of the athletic department's team award for community service.

Chase captured the Ray Siegfried Award for Leadership Excellence. He was also named a finalist for the Fan's Choice Award presented by TD Ameritrade and Coach Wooden Citizenship Cup.



**Frank Shaughnessy** (right) – pictured at an awards ceremony with Stan Musial – developed a playoff system in 1933 that was credited with saving the minor leagues during the Great Depression.



(clockwise, bottom left): **"Count" Campau** remains the only player to lead a minor (3) and major (10) league in home runs for the same season (1890); **Harry Curtis** (1907) went on to play with the N.Y. Giants; **George Cutshaw** (1908) was voted outstanding defensive second baseman of the deadball era; speedy **Bert Daniels** (1908-09) was known for his high hit-by-pitch ratios with the N.Y. Yankees; **Fred "Cy" Williams** (1910-12) became a four-time NL batting champ.




Hall of Fame pitcher **Ed Walsh** (left) poses with son Ed Jr., who pitched at Notre Dame before halting Joe Dimaggio's 61-game, minor-league hit streak ('33).


**Billy Sullivan, Jr.** (above right; '30-'31) received pitches from another former Notre Dame player, **Ed Walsh, Jr.**, in a game with the Chicago White Sox (their fathers formed the famous battery on the White Sox "hitless wonders" team in 1909).



**Richard "Red" Smith** ('25-'27) played baseball and football at Notre Dame and professional baseball but he often was confused for one of his Notre Dame classmates, famous sportswriter Walter "Red" Smith (both hailed from small Wisconsin towns).



**Tommy Carroll** (above) was one of baseball's first "bonus babies" and played in the 1955 World Series at the tender age of 18.



**Jim Hannan** (above; '58-'59) went on to become founding president of the MLB Alumni Association. **"Diamond" Jim Brady** (left) was a "bonus baby" who later became president of Jacksonville University. **Dan McGinn** (above right; '65) hit the first Major League home run outside the U.S. and pitched a shutout to end Tom Seaver's 16-game win streak.



**John "Red" Murray** (above, back row right; and far right in adjacent photo) played for Notre Dame in 1905-06, led the National League in home runs in 1909 (7) and rubbed elbows during his career with such legends as (above, top row from left) Connie Mack and Bill Klem, (bottom row) Babe Ruth and Walter Johnson, and (in photo at left) Jim Thorpe.

Notre Dame players have gone on to enjoy success in professional baseball since the turn of the century. Most recently, since the inception of the amateur draft (in 1965), 95 Notre Dame players have been drafted a total of 108 times.

## Highest-Drafted Players

### First Round

Ken Plesha (C, So.)	1965, Chicago White Sox
A.J. Pollock (OF, Jr.)	2009, Arizona Diamondbacks
Brad Lidge (RHP, Jr.)	1998, Houston Astros
Aaron Heilman (RHP, Sr.)	2001, New York Mets
Eric Jagielo (3B, Jr.)	2013, New York Yankees

*\* Plesha, Lidge and Pollock were 17th overall pick, Heilman 18th and Jagielo 26th.*

### Supplementary Round (31st pick)

Aaron Heilman (RHP, Jr.)	2000, Minnesota Twins
--------------------------	-----------------------

### Second Round

Steve Stanley (CF, Sr.)	2002, Oakland A's
Grant Johnson (RHP, Jr.)	2004, Chicago Cubs

### Third Round

Dan Peltier (OF, Jr.)	1989, Texas Rangers
Paul Failla (SS, Jr.)	1994, California Angels
Kyle Weiland (RHP, Jr.)	2008, Boston Red Sox

### Fourth Round

Ryan Topham (OF, Jr.)	1995, Chicago White Sox
Christian Parker (RHP, So.)	1996, Montreal Expos
Pat Connaughton (RHP, Jr.)	2014, Baltimore Orioles

### Fifth Round

Nick Furlong (RHP, Jr.)	1968, Cincinnati Reds
Matt Macri (3B, Jr.)	2004, Colorado Rockies
Jeff Samardzija (RHP, Jr.)	2006, Chicago Cubs
Dan Slania (RHP, Jr.)	2013, San Francisco Giants

### Sixth Round

Steve Whitmyer (RHP, Sr.)	1983, Cleveland Indians
Pat Leahy (RHP, Jr.)	1992, Florida Marlins
Brant Ust (SS, Jr.)	1999, Detroit Tigers
Brian Stavisky (OF, Jr.)	2002, Oakland A's

### Seventh Round

Frank Jacobs (OF/1B, Sr.)	1991, New York Mets
Scott Sollmann (OF, Jr.)	1996, Detroit Tigers
Tim Kalita (LHP, Jr.)	1999, Detroit Tigers
Craig Cooper (1B, Sr.)	2006, San Diego Padres
Brian Dupra (RHP, Sr.)	2011, Washington Nationals

### Eighth Round

Ed Lupton (LHP, Sr.)	1965, Washington Senators
Sam Elam (LHP, Sr.)	2009, New York Yankees
Trey Mancini (1B, Jr.)	2013, Baltimore Orioles

### Ninth Round

Allen Greene (OF, Jr.)	1998, New York Yankees
Chris Niesel (RHP, Jr.)	2004, Cleveland Indians

### Tenth Round

Mike Amrhein (C, Sr.)	1997, Chicago Cubs
Danny Tamayo (RHP, Sr.)	2001, Kansas City Royals
Steve Sollmann (2B, Sr.)	2004, Milwaukee Brewers

## 1965 (3)

Ken Plesha, C, So. (Chicago White Sox, 1st, 17th pick)  
Edward Lupton, LHP (Washington Senators, 8th)  
*Dan McGinn, LHP, Jr. (St. Louis Cardinals, 12th)*

## 1966 (3)

Richard Sauget, C (Atlanta Braves, 48th)  
Dan McGinn, LHP (Cincinnati Reds, 1st\*)  
*Robert Bentley, RHP, Jr. (Minnesota Twins, 30th)*

## 1967 (1)

*Dick Licini, 1B, So. (Chicago White Sox, 11th)\*\**

## 1968 (1)

*Nick Furlong, RHP, So. (Boston Red Sox, 5th\*)*

## 1969 (2)

Dick Licini, 1B (Boston Red Sox, 2nd#)  
Nick Furlong, RHP, Jr. (Cincinnati Reds, 5th)

## 1970 (1)

Richard Lucke, OF (Chicago White Sox, 17th)

## 1971 (1)

Joe Theismann, SS (Minnesota Twins, 39th)

## 1972 (1)

Joseph LaRocca, 1B (Texas Rangers, 39th)

## 1982 (1)

Dan Szajko, OF (Montreal Expos, 27th)

## 1983 (1)

Steve Whitmyer, RHP (Cleveland Indians, 6th)

## 1985 (1)

Robert "Buster" Lopes, RHP (Pittsburgh Pirates, 31st)  
Tommy Shields, SS, Jr. (Pittsburgh Pirates, 36th)

## 1986 (1)

Tommy Shields, SS (Pittsburgh Pirates, 15th)

## 1987 (0/1 signee)

Pat Pesavento, SS, Jr. (Boston Red Sox, 24th)

## 1988 (2)

Pat Pesavento, SS (Toronto Blue Jays, 11th)  
Tim Hutson, 1B (Milwaukee Brewers, Free Agent)

## 1989 (4/2)

Dan Peltier, OF, Jr. (Texas Rangers, 3rd)  
Pat Pesavento, SS, 5th-Yr. (Detroit Tigers, 17th)  
Pat Leahy, RHP, HS (Toronto Blue Jays, 16th)  
Alan Walania, RHP, HS (Houston Astros, 48th)  
Erik Madsen, RHP (L.A. Dodgers, Free Agent)  
James Sass, OF/2B (Milwaukee Brewers, Free Agent)

## 1990 (4/1)

*Frank Jacobs, 1B/OF, Jr. (Houston Astros, 15th)*  
Matt Haas, C, HS (Montreal Expos, 17th)  
Ed Lund, C (L.A. Dodgers, 40th)  
Tony Rice, dnp at ND (California Angels, 50th)  
Mike Coffey, RHP (Milwaukee Brewers, Free Agent)  
Brian Piotrowski, RHP (L.A. Dodgers, Free Agent)

## 1991 (2/3 signees)

Steve Verduzco, SS, HS (Philadelphia Phillies, 5th)  
Frank Jacobs, OF/1B (N.Y. Mets, 7th)  
Paul Failla, SS, HS (Kansas City Royals, 7th)

Tim Kraus, RHP, HS (San Francisco Giants, 11th)  
Mike Coss, SS (Baltimore Orioles, Free Agent)

## 1992 (5/2)

Pat Leahy, RHP, Jr. (Florida Marlins, 6th)  
Craig Counsell, SS (Colorado Rockies, 11th)  
Chris Michalak, LHP, Jr. (Oakland Athletics, 15th)  
Ryan Topham, OF, HS (L.A. Dodgers, 36th)  
Irv Smith, OF, So. (Houston Astros, 50th)  
Mark Mapez, C, HS (Cincinnati Reds, 50th)  
Cory Mee, 3B/C (L.A. Dodgers, Free Agent)

## 1993 (5/2)

Dennis Twombly, C, HS (Chicago White Sox, 4th)  
Larry Mohs, RHP, HS (Toronto Blue Jays, 11th)  
Chris Michalak, LHP (Oakland Athletics, 12th)  
David Sinnes, RHP (Toronto Blue Jays, 19th)  
Eric Danapilis, OF (Detroit Tigers, 23rd)  
Alan Walania, RHP (Florida Marlins, Free Agent)  
Edwin Hartwell, OF (San Francisco Giants, Free Agent)

## 1994 (3/2)

Paul Failla, SS, Jr. (California Angels, 3rd)  
*Gus Omsstein, IF, HS (Seattle Mariners, 20th)*  
*Christian Parker, RHP, HS (Cleveland Indians, 22nd)*  
Matt Haas, IF (Montreal Expos, 44th)  
Tom Price, LHP (L.A. Dodgers, Free Agent)

## 1995 (5/3)

Ryan Topham, OF, Jr. (Chicago White Sox, 4th)  
Tim Kraus, RHP (Chicago White Sox, 22nd)  
*Brad Lidge, RHP, HS (San Francisco Giants, 42nd)*  
*Allen Greene, OF, HS (Toronto Blue Jays, 52nd)*  
*Paul Turco, IF, HS (Milwaukee Brewers, 57th)*  
*Craig Allen, RHP, Jr. (L.A. Dodgers, 74th)*  
Craig DeSensi, 1B (Co-Op, Free Agent)  
Garret Carlson, RHP, Jr. (Chicago White Sox, Free Agent)

## 1996 (8/1)

Christian Parker, RHP, So. (Montreal Expos, 4th)  
Scott Sollmann, OF, Jr. (Detroit Tigers, 7th)  
*Brant Ust, SS, HS (N.Y. Yankees, 11th)*  
George Restovich, C/1B (Detroit Tigers, 17th)  
Rowan Richards, OF (Texas Rangers, 47th)  
*Mike Amrhein, OF, Jr. (N.Y. Yankees, 99th)*  
Craig Allen, RHP (L.A. Dodgers, Free Agent)  
Bob Lisanti, C (Chicago Cubs, Free Agent)  
Rich Sauget, RHP (Chicago White Sox, Free Agent)

## 1997 (2/1)

Mike Amrhein, C (Chicago Cubs, 10th)  
Darin Schmalz, RHP (L.A. Dodgers, 29th)  
*Aaron Heilman, RHP, HS (N.Y. Yankees, 54th)*

## 1998 (5)

Brad Lidge, RHP, Jr. (Houston Astros, 1st/17th pick)  
Allen Greene, OF, Jr. (N.Y. Yankees, 9th)  
Jeff Wagner, C, Jr. (Toronto Blue Jays, 50th)  
J.J. Brock, SS, 5th-Yr. (Arizona Diamondbacks, Free Agent)  
Dan Leatherman, 1B (Minnesota Twins, Free Agent)

## 1999 (3/1)

Brant Ust, SS, Jr. (Detroit Tigers, 6th)  
Tim Kalita, LHP, Jr. (Detroit Tigers, 7th)  
*Brian Stavisky, OF, HS (Montreal Expos, 12th)*  
Jeff Wagner, C/1B (Anaheim Angels, 21st)

## 2000 (4/1)

Aaron Heilman, RHP, Jr. (Minnesota Twins, 1st, 31st pick)  
 Scott Cavey, RHP (Toronto Blue Jays, 23rd)  
 Jeff Felker, 1B (Chicago Cubs, Free Agent)  
 John Corbin, RHP (Chicago Cubs, Free Agent)

## 2001 (6/5)

Aaron Heilman, RHP (N.Y. Mets, 1st, 18th pick)  
 John Axford, RHP, HS (Seattle Mariners, 7th)  
 Danny Tamayo, RHP (Kansas City Royals, 10th)  
 Ale Porzello, SS (Boston Red Sox, 13th)  
 Martin Vergara, RHP, HS (Cleveland Indians, 15th)  
 Matt Macri, RHP, HS (Minnesota Twins, 17th)  
 Tyler Jones, RHP, HS (Atlanta Braves, 30th)  
 Brian Stavisky, RF, So. (Chicago Cubs, 33rd)  
 Paul O'Toole, C, Jr. (San Francisco Giants, 48th)  
 Kris Niesel, RHP, HS (Chicago Cubs, 46th)  
 Steve Stanley, CF, Jr. (Florida Marlins, 50th)

## 2002 (5/0)

Steve Stanley, CF (Oakland Athletics, 2nd)  
 Brian Stavisky, LF, Jr. (Oakland Athletics, 6th)  
 Andrew Bushey, 3B (Colorado Rockies, 15th)  
 Paul O'Toole, C (Chicago Cubs, 21st)  
 Matt Bok, DH (L.A. Dodgers, Free Agent)

## 2003 (5/4)

J.P. Gagne, RHP (Colorado Rockies, 14th)  
 Ryan Kalita, RHP (Chicago Cubs, 17th)  
 Derik Olvey, RHP, HS (L.A. Dodgers, 13th)  
 Steve Sollmann, 2B, Jr. (Oakland Athletics, 33rd)  
 Dan Kapala, C, HS (Seattle Mariners, 47th)  
 Sean Gaston, C, HS (Chicago White Sox, 50th)  
 Jeff Manship, RHP, HS (Arizona Diamondbacks, 50th)  
 Kris Billmaier, CF (Detroit Tigers, Free Agent)  
 Matt Laird, RHP (Chicago Cubs, Free Agent)

## 2004 (5/0)

Grant Johnson, RHP, Jr. (Chicago Cubs, 2nd)  
 Matt Macri, 3B, Jr. (Colorado Rockies, 5th)  
 Chris Niesel, RHP, Jr. (Cleveland Indians, 9th)  
 Steve Sollmann, 2B (Milwaukee Brewers, 10th)  
 Javi Sanchez, C (Minnesota Twins, 14th)

## 2005 (3/0)

Matt Edwards, 1B (Philadelphia Phillies, 16th)  
**John Axford, RHP (Cincinnati Reds, 43rd)**  
 Ryan Doherty, RHP, Jr. (Arizona Diamondbacks, Free Agent)

## 2006 (6/0)

**Jeff Samardzija, RHP, Jr. (Chicago Cubs, 5th)**  
 Craig Cooper, 1B (San Diego Padres, 7th)  
**Jeff Manship, RHP, Jr. (Minnesota Twins, 16th)**  
 Tom Thornton, LHP (Detroit Tigers, 21st)  
 Greg Lopez, SS (Toronto Blue Jays, 33rd)  
 Matt Bransfield, IF/OF (Gateway Grizzlies, Free Agent)

## 2007 (2/5)

Evan Danieli, RHP, HS (Minnesota Twins, 33rd)  
 Ryan Sharpley, RHP, HS (Chicago White Sox, 34th)  
 Joey Williamson, RHP, Jr. (Colorado Rockies, 36th)  
 Brian Dupra, RHP, HS (Texas Rangers, 36th)  
 Matt Scioscia, C, HS (Anaheim Angels, 41st)  
 Golden Tate, OF, HS (Arizona Diamondbacks, 42nd)  
 Dan Kapala, RHP (N.Y. Yankees, 46th)

## 2008 (5/2)

**Kyle Weiland, RHP, Jr. (Boston Red Sox, 3rd)**  
**David Phelps, RHP, Jr. (N.Y. Yankees, 14th)**  
 Wade Korpi, LHP (Florida Marlins, 20th)  
 Sam Elam, LHP, Jr. (Colorado Rockies, 23rd)  
 Brett Graffy, RHP, Jr. (Chicago White Sox, 24th)  
 Brett Lilley, 2B (St. Louis Cardinals, 29th)  
 Steve Sabatino, LHP, HS (Chicago White Sox, 42nd)

## 2009 (4/1)

**A.J. Pollock, OF, Jr. (Arizona Diamondbacks 1st, 17th pick)**  
 Sam Elam, LHP (N.Y. Yankees, 8th)  
 Jeremy Barnes, SS (Philadelphia Phillies, 11th)  
 Evan Sharpley, 1B (Seattle Mariners, 50th)  
 Charlie Markson, OF, HS (Detroit Tigers, 44th)

## 2010 (4/3)

Brian Dupra, RHP, Jr. (Detroit Tigers, 11th)  
 Evan Danieli, RHP, Jr. (Atlanta Braves, 24th)  
 Steven Mazur, RHP (Baltimore Orioles, 33rd)  
 Dan Slania, RHP, HS (Boston Red Sox, 42nd)

William Harford, C (Cincinnati Reds, 45th)  
 Golden Tate, OF (San Francisco Giants, 50th)  
 Eric Jagielo, 3B, HS (Chicago Cubs, 50th)

## 2011 (3/1)

**Brian Dupra, RHP (Washington Nationals, 7th)**  
**Cole Johnson, RHP (Minnesota Twins, 44th)**  
**Matt Scioscia, C (Anaheim Angels, 45th)**  
*Robert Youngdahl, OF, HS (Boston Red Sox, 37th) - transferred to Notre Dame before the 2014 season ... played at Kansas State and Iowa Western Junior College*  
 Pat Connaughton, RHP, HS (San Diego Padres, 38th)

## 2012 (4/0)

**Joe Hudson, C (Cincinnati Reds, 6th)**  
 Will Hudgins, RHP (Washington Nationals, 22nd)  
**Steve Sabatino, LHP (St. Louis Cardinals, 26th)**  
**Joe Spano, LHP (Toronto Blue Jays, Free Agent)**

## 2013 (6/2)

**Eric Jagielo, 3B, Jr. (N.Y. Yankees, 1st, 26th pick)**  
**Dan Slania, RHP, Jr. (San Francisco Giants, 5th)**  
**Trey Mancini, 1B, Jr. (Baltimore Orioles, 8th)**  
**Charlie Markson, OF, (Milwaukee Brewers, 38th)**  
 Cavan Biggio, 2B, HS (Philadelphia Phillies, 29th)  
 Ryan Lidge, C, HS (Boston Red Sox, 40th)

## 2014 (5/2)

**Pat Connaughton, RHP, Jr. (Baltimore Orioles, 4th)**  
**Donnie Hissa, RHP, Sr. (Milwaukee Brewers 21st)**  
**Sean Fitzgerald, RHP, Sr. (Los Angeles Angels, Free Agent)**  
*Peter Solomon, RHP, HS (San Diego Padres, 21st)*  
*Brad Bass, RHP, HS (Chicago Cubs, 33rd)*

Drafted as Notre Dame seniors, unless indicated  
*Italics* – returned or enrolled to Notre Dame  
 \* – January secondary phase  
 \*\* – Secondary phase  
 # – January regular phase  
**Bold** – active at end of 2014

## NOTRE DAME BASEBALL DRAFT NOTES

► Notre Dame had an unprecedented five players selected in the first 14 rounds of the 2004 Major League draft. Only four other teams in the nation – two recent NCAA runner-ups (South Carolina and Stanford) and the 2002 and '03 NCAA champs (Texas and Rice) – had more players picked in the first 14 rounds of the 2004 draft. The Notre Dame record for most players drafted from one team belongs to the 2001, 2008 and 2010 squads (six), followed by the 1996, 2004 and 2006 teams each with five drafted players.

► The 2004 draft marked the seventh straight season that at least three Notre Dame players were selected (also in '06, '08-'13). The 15-year span from 1995-2009 saw 73 players drafted (60) or signed as free agents – including 23 who were selected in the first 10 rounds (led by 10 in rounds 1-5).

► Over the last 18 years, 19 of 21 Notre Dame signees who were drafted out of high school went on to be higher-round draft picks as members of the Irish baseball program, which also has produced 43 players during the past 18 seasons who were drafted out of Notre Dame despite going undrafted as high school seniors.

► Third baseman **Eric Jagielo** (1st - 26th pick, Yankees) and RHP **Dan Slania** (5th round, Giants) are the highest-

drafted teammates in Notre Dame history (in 2013). Jagielo became the seventh Notre Dame player since 1998 (and eighth all-time) to be selected in the first two rounds of the MLB draft.

► The 2006 team became the first in Notre Dame history to feature three pitchers who were drafted: **Jeff Samardzija** (5th round, Cubs), **Jeff Manship** (14th round, Twins) and **Tom Thornton** (21st round, Tigers). The 2006 squad tied another Irish draft record, as three seniors were selected (Cooper, Thornton and shortstop **Greg Lopez**, in the 33rd round to the Blue Jays).

► The 2008 team became the first in Irish history to feature five pitchers who were drafted: **Kyle Weiland** (3rd round, Red Sox), **David Phelps** (Yankees, 14th round), **Wade Korpi** (Marlins, 20th round), **Sam Elam** (Rockies, 23rd round) and **Brett Graffy** (White Sox, 24th round).

► Prior to 2004, no previous Notre Dame squad had produced more than two selections in the first 10 rounds – with the 2004 team producing picks in the 2nd, 5th, 9th and 10th rounds. Previous pairs of Notre Dame players who were drafted in the first 10 rounds include: **Christian Parker** and **Scott Sollmann** in 1996; Lidge and **Allen Green** in 1998; **Brant Ust** and **Tim Kalita** in 1999; Heilman and **Danny Tamayo** in 2001; and Stanley and Stavisky in 2002 (also

Samardzija and Cooper in 2006; Pollock and Elam in 2009). In 2013, Jagielo (1st round), Slania (5th round) and **Trey Mancini** (8th round) were all picked in the top 10 rounds of the same draft, marking only the second time in school history the Irish had three or more players accomplish that feat.

► Jagielo (1st round) and Mancini (8th round) became the highest-drafted pair of infielders in Notre Dame baseball history.

► Since 1995, there have been 17 Notre Dame seniors selected in the MLB draft (12 in the first 17 rounds). **Aaron Heilman** ('01 - 1st round) is the highest drafted senior, with **Steve Stanley** ('02 - 2nd round) close behind. Heilman and teammate **Danny Tamayo** (10th round) are the highest senior teammates to be drafted.

► Pollock (1st round, 2009) equalled the highest draft selection in Notre Dame history. He was picked 17th overall by the Arizona Diamondbacks. **Ken Plesha** (1965, Chicago White Sox) and **Brad Lidge** (1998, Houston Astros) were also chosen 17th overall.

► **Peter Solomon** ('14 - 24th round) became the highest drafted high schooler in program history since **Derik Olvey** (13th round) in 2003. Both enrolled at Notre Dame.

## Top Recent Draft Picks (1995-2014)

The Notre Dame baseball program has seen 69 of its players selected in the Major League Baseball draft during the past 19 seasons (1995-2014), led by 31 who were selected in the first 15 rounds and 12 elite prospects who were selected in rounds 1-5.

### NOTRE DAME




First-Round Draft Pick 2009 – Arizona Diamondbacks

**A.J. POLLOCK**  
Outfielder, 2007-09

Year	G/GS	AVG	AB	H	R	2B	3B	HR	RBI	SB
2007	54/52	.372	196	73	39	7	2	3	28	11
2008	55/55	.352	216	76	49	15	3	4	42	28
2009	59/59	.365	241	88	69	19	5	10	52	21
<b>Career</b>	<b>168/166</b>	<b>.363</b>	<b>653</b>	<b>237</b>	<b>157</b>	<b>41</b>	<b>10</b>	<b>17</b>	<b>122</b>	<b>60</b>

### NOTRE DAME



First-Round Draft Pick 1998 – Houston Astros

**BRAD LIDGE**  
Pitcher, 1996-98

Year	GP/GS	IP	R	ER	BB	K	W-L	SV	ERA
1996	7/0	11.2	7	7	11	10	1-0	1	5.40
1997	8/7	37.2	36	26	22	40	4-3	0	6.21
1998	16/15	80.1	41	37	39	93	8-2	0	4.15
<b>Career</b>	<b>31/22</b>	<b>129.2</b>	<b>84</b>	<b>70</b>	<b>72</b>	<b>143</b>	<b>13-5</b>	<b>1</b>	<b>4.86</b>

### NOTRE DAME



First-Round Draft Pick 2013 – New York Yankees

**ERIC JAGIELO**  
Third Baseman, 2011-13

Year	G/GS	AVG	AB	H	R	2B	3B	HR	RBI	SB
2011	53/53	.269	201	54	32	13	1	5	28	5
2012	58/58	.310	229	71	33	15	0	13	43	4
2013	56/56	.388	196	76	47	19	1	9	53	3
<b>Career</b>	<b>167/167</b>	<b>.321</b>	<b>626</b>	<b>201</b>	<b>112</b>	<b>47</b>	<b>2</b>	<b>27</b>	<b>124</b>	<b>12</b>

### NOTRE DAME



First-Round Draft Pick 2001 – New York Mets

**AARON HEILMAN**  
Pitcher, 1998-2001

Year	GP/GS	IP	R	ER	BB	K	W-L	SV	ERA
1998	31/1	67.0	16	12	10	78	7-3	9	1.61
1999	20/14	109.0	50	38	37	118	11-2	3	3.14
2000	17/14	103.2	47	37	29	118	10-2	0	3.21
2001	15/15	114.0	28	22	31	111	15-0	0	1.74
<b>Career</b>	<b>83/44</b>	<b>393.2</b>	<b>141</b>	<b>109</b>	<b>107</b>	<b>425</b>	<b>43-7</b>	<b>12</b>	<b>2.49</b>

### NOTRE DAME



Second-Round Draft Pick 2002 – Oakland Athletics

**STEVE STANLEY**  
Centerfielder, 1999-2002

Year	G/GS	AVG	AB	H	R	2B	3B	HR	RBI	SB
1999	61/61	.326	242	79	52	6	1	0	29	24
2000	64/64	.362	235	85	51	10	2	0	24	29
2001	63/63	.400	255	102	76	14	5	1	32	31
2002	68/68	.439	271	119	77	17	4	1	36	32
<b>Career</b>	<b>256/256</b>	<b>.384</b>	<b>1003</b>	<b>385</b>	<b>256</b>	<b>47</b>	<b>12</b>	<b>1</b>	<b>121</b>	<b>116</b>

### NOTRE DAME



Second-Round Draft Pick 2004 – Chicago Cubs

**GRANT JOHNSON**  
Pitcher, 2002-04

Year	GP/GS	IP	R	ER	BB	K	W-L	SV	ERA
2002	18/14	101.1	45	39	44	86	9-5	0	3.46
2003	injured								
2004	14/13	57.2	17	12	26	51	6-0	0	1.87
<b>Career</b>	<b>32/27</b>	<b>159.0</b>	<b>62</b>	<b>51</b>	<b>70</b>	<b>137</b>	<b>15-5</b>	<b>0</b>	<b>2.89</b>

Top Recent Draft Picks (1995-2014)

**NOTRE DAME**




Third-Round Draft Pick, 2008 – Boston Red Sox

**KYLE WEILAND**  
Pitcher, 2006-08

Year	GP/GS	IP	R	ER	BB	K	W-L	SV	ERA
2006	30/0	49.1	15	13	20	48	2-4	16	2.37
2007	13/6	41.1	29	26	26	38	5-3	2	5.66
2008	26/0	30.1	19	17	10	31	2-2	7	5.04
<b>Career</b>	<b>69/6</b>	<b>121.0</b>	<b>63</b>	<b>56</b>	<b>56</b>	<b>117</b>	<b>9-9</b>	<b>25</b>	<b>4.17</b>

**NOTRE DAME**




Third-Round Draft Pick, 2008 – Boston Red Sox

**CHRISTIAN PARKER**  
Pitcher, 1995-96

Year	GP/GS	IP	R	ER	BB	K	W-L	SV	ERA
1995	12/12	68.1	49	39	35	34	4-5	0	5.14
1996	14/13	80.2	47	38	56	41	8-3	0	4.24
<b>Career</b>	<b>26/25</b>	<b>149.0</b>	<b>96</b>	<b>77</b>	<b>91</b>	<b>75</b>	<b>12-8</b>	<b>0</b>	<b>4.65</b>

**NOTRE DAME**



Fourth-Round Draft Pick, 1995 – Chicago White Sox

**RYAN TOPHAM**  
Outfielder, 1993-95

Year	G/GS	AVG	AB	H	R	2B	3B	HR	RBI	SB
1993	59/55	.302	169	51	41	12	3	6	31	7
1994	60/59	.320	169	54	63	9	5	10	55	2
1995	55/55	.335	206	69	50	18	5	18	79	9
<b>Career</b>	<b>174/169</b>	<b>.320</b>	<b>544</b>	<b>174</b>	<b>154</b>	<b>39</b>	<b>13</b>	<b>34</b>	<b>165</b>	<b>18</b>

**NOTRE DAME**



Fourth-Round Draft Pick, 2014 – Baltimore Orioles

**PAT CONNAUGHTON**  
Pitcher, 2012-14

Year	GP/GS	IP	R	ER	BB	K	W-L	SV	ERA
2012	12/10	45.1	20	16	21	40	4-4	0	3.18
2013	10/10	47.1	12	9	28	29	4-2	0	1.71
2014	10/10	62.0	29	27	40	36	3-5	0	3.92
<b>Career</b>	<b>32/30</b>	<b>154.2</b>	<b>61</b>	<b>52</b>	<b>89</b>	<b>105</b>	<b>11-11</b>	<b>0</b>	<b>3.03</b>

**NOTRE DAME**



Fifth-Round Draft Pick, 2004 – Colorado Rockies

**MATT MACRI**  
Shortstop/Third Baseman, 2002-04

Year	G/GS	AVG	AB	H	R	2B	3B	HR	RBI	SB
2002	17/16	.206	68	14	10	3	0	1	13	1
2003	60/60	.294	214	63	41	15	5	4	35	6
2004	61/60	.367	237	87	76	15	7	14	56	12
<b>Career</b>	<b>138/136</b>	<b>.316</b>	<b>519</b>	<b>164</b>	<b>127</b>	<b>33</b>	<b>12</b>	<b>19</b>	<b>105</b>	<b>19</b>

**NOTRE DAME**



Fifth-Round Draft Pick, 2013 – San Francisco Giants

**DAN SLANIA**  
Pitcher, 2011-13

Year	GP/GS	IP	R	ER	BB	K	W-L	SV	ERA
2011	23/0	30.2	12	8	9	20	2-3	4	2.35
2012	31/0	31.0	10	7	12	37	3-0	13	2.03
2013	24/0	59.1	12	8	11	43	3-1	13	1.21
<b>Career</b>	<b>78</b>	<b>121.0</b>	<b>34</b>	<b>23</b>	<b>32</b>	<b>100</b>	<b>8-4</b>	<b>30</b>	<b>1.71</b>

## Top Recent Draft Picks (1995-2014)

### NOTRE DAME



Fifth-Round Draft Pick 2006 – Chicago Cubs

**JEFF SAMARDZIJA**  
Pitcher, 2004-06

Year	GP/GS	IP	R	ER	BB	K	W-L	SV	ERA
2004	20/6	64.0	25	21	17	42	5-3	1	2.95
2005	15/10	78.2	39	34	30	56	8-1	0	3.89
2006	15/15	97.2	51	47	37	61	8-2	0	4.33
<b>Career</b>	<b>50/31</b>	<b>240.1</b>	<b>115</b>	<b>102</b>	<b>84</b>	<b>159</b>	<b>21-6</b>	<b>1</b>	<b>3.82</b>

### NOTRE DAME



Sixth-Round Draft Pick 1999 – Detroit Tigers

**BRANT UST**  
Infielder, 1997-99

Year	G/GS	AVG	AB	H	R	2B	3B	HR	RBI	SB
1997	60/60	.372	223	83	66	15	4	11	54	4
1998	58/58	.373	217	81	55	20	1	18	58	11
1999	61/61	.359	220	79	53	16	2	17	58	10
<b>Career</b>	<b>179/179</b>	<b>.368</b>	<b>660</b>	<b>243</b>	<b>174</b>	<b>51</b>	<b>7</b>	<b>46</b>	<b>170</b>	<b>25</b>

### NOTRE DAME



Sixth-Round Draft Pick 2002 – Oakland A's

**BRIAN STAVISKY**  
Outfielder, 2000-02

Year	G/GS	AVG	AB	H	R	2B	3B	HR	RBI	SB
2000	64/64	.298	248	74	50	15	5	14	45	5
2001	58/57	.386	210	81	46	19	4	10	66	9
2002	50/50	.394	193	76	47	14	5	9	57	2
<b>Career</b>	<b>172/171</b>	<b>.355</b>	<b>651</b>	<b>231</b>	<b>143</b>	<b>48</b>	<b>14</b>	<b>33</b>	<b>168</b>	<b>16</b>

### NOTRE DAME



Sixth-Round Draft Pick 2012 – Cincinnati Reds

**JOE HUDSON**  
Catcher, 2010-12

Year	G/GS	AVG	AB	H	R	2B	3B	HR	RBI	SB
2010	22/16	.264	53	14	9	1	0	1	6	1
2011	53/51	.239	163	39	18	10	2	0	14	2
2012	55/55	.337	196	66	38	14	1	6	38	3
<b>Career</b>	<b>130/122</b>	<b>.289</b>	<b>412</b>	<b>119</b>	<b>65</b>	<b>25</b>	<b>3</b>	<b>7</b>	<b>58</b>	<b>6</b>

### NOTRE DAME



Seventh-Round Draft Pick 1996 – Detroit Tigers

**SCOTT SOLLMANN**  
Centerfielder, 1994-96

Year	G/GS	AVG	AB	H	R	2B	3B	HR	RBI	SB
1994	58/56	.402	189	76	53	3	7	0	27	26
1995	61/61	.406	229	93	73	9	11	1	32	23
1996	62/62	.311	225	70	61	3	6	2	25	52
<b>Career</b>	<b>181/179</b>	<b>.372</b>	<b>643</b>	<b>239</b>	<b>187</b>	<b>15</b>	<b>24</b>	<b>3</b>	<b>84</b>	<b>101</b>

### NOTRE DAME




Seventh-Round Draft Pick 1999 – Detroit Tigers

**TIM KALITA**  
Pitcher, 1997-99

Year	GP/GS	IP	R	ER	BB	K	W-L	SV	ERA
1997	14/6	49.0	23	20	33	46	3-1	1	3.67
1998	15/11	74.1	33	23	37	71	4-0	0	2.78
1999	18/16	90.2	61	52	46	97	4-2	0	5.16
<b>Career</b>	<b>47/33</b>	<b>214.0</b>	<b>117</b>	<b>95</b>	<b>116</b>	<b>214</b>	<b>11-3</b>	<b>1</b>	<b>4.00</b>

Top Recent Draft Picks (1995-2014)

**NOTRE DAME**




**NI**

Seventh-Round Draft Pick 2006 – San Diego Padres

**CRAIG COOPER**  
Outfielder/First Baseman, 2003-06

Year	G/GS	AVG	AB	H	R	2B	3B	HR	RBI	SB
2003	46/31	.303	122	37	22	6	2	0	15	10
2004	58/46	.360	175	63	42	13	1	10	48	12
2005	60/58	.325	209	68	48	14	1	7	58	14
2006	57/57	.425	228	97	79	19	3	9	41	9
<b>Career</b>	<b>221/192</b>	<b>.361</b>	<b>734</b>	<b>265</b>	<b>191</b>	<b>52</b>	<b>7</b>	<b>26</b>	<b>162</b>	<b>45</b>

**NOTRE DAME**



**NI**

Seventh-Round Draft Pick 2011 – Washington Nationals

**BRIAN DUPRA**  
Pitcher, 2008-11

Year	GP/GS	IP	R	ER	BB	K	W-L	SV	ERA
2008	11/9	46.1	35	28	10	30	3-3	1	5.44
2009	14/13	82.0	71	65	16	48	6-5	0	7.13
2010	15/14	82.2	72	57	22	53	4-5	0	6.21
2011	15/15	104.2	42	36	29	93	3-7	0	3.10
<b>Career</b>	<b>55/51</b>	<b>315.2</b>	<b>220</b>	<b>186</b>	<b>77</b>	<b>224</b>	<b>16-20</b>	<b>1</b>	<b>5.30</b>

**NOTRE DAME**



**NI**

Eighth-Round Draft Pick 2009 – New York Yankees

**SAM ELAM**  
Pitcher, 2006-09

Year	GP/GS	IP	R	ER	BB	K	W-L	SV	ERA
2006	11/0	12.1	4	3	6	19	0-0	0	2.19
2007	13/7	31.2	17	16	25	25	0-2	1	4.55
2008	1/0	1.0	2	2	4	2	0-0	0	18.00
2009	11/2	31.0	24	20	29	38	1-1	0	5.74
<b>Career</b>	<b>36/9</b>	<b>76.1</b>	<b>47</b>	<b>41</b>	<b>64</b>	<b>84</b>	<b>1-3</b>	<b>1</b>	<b>4.83</b>

**NOTRE DAME**



**NI**

Eighth-Round Draft Pick 2013 – Baltimore Orioles

**TREY MANCINI**  
First Baseman, 2011-13

Year	G/GS	AVG	AB	H	R	2B	3B	HR	RBI	SB
2011	53/52	.323	189	61	33	15	3	9	34	4
2012	54/54	.317	202	64	47	10	0	12	45	3
2013	57/57	.389	229	89	29	14	7	7	54	3
<b>Career</b>	<b>164/163</b>	<b>.345</b>	<b>620</b>	<b>214</b>	<b>109</b>	<b>29</b>	<b>10</b>	<b>28</b>	<b>133</b>	<b>10</b>

**NOTRE DAME**



**NI**

Ninth-Round Draft Pick 2004 – Cleveland Indians

**CHRIS NIESEL**  
Pitcher, 2002-04

Year	GP/GS	IP	R	ER	BB	K	W-L	SV	ERA
2002	14/11	72.1	33	27	18	62	4-0	2	3.36
2003	15/15	98.1	34	29	19	87	9-1	0	2.65
2004	18/15	102.0	46	41	20	84	8-3	0	3.62
<b>Career</b>	<b>47/41</b>	<b>272.2</b>	<b>113</b>	<b>97</b>	<b>57</b>	<b>233</b>	<b>21-4</b>	<b>2</b>	<b>3.21</b>

**NOTRE DAME**



**NI**

Ninth-Round Draft Pick 1998 – New York Yankees

**ALLEN GREENE**  
Outfielder, 1996-98

Year	G/GS	AVG	AB	H	R	2B	3B	HR	RBI	SB
1996	32/22	.276	87	24	14	7	1	1	14	6
1997	60/59	.365	200	73	41	20	5	7	55	4
1998	58/57	.317	224	71	53	17	3	7	44	12
<b>Career</b>	<b>150/138</b>	<b>.327</b>	<b>511</b>	<b>168</b>	<b>108</b>	<b>44</b>	<b>9</b>	<b>15</b>	<b>113</b>	<b>22</b>

## Top Recent Draft Picks (1995-2014)

### NOTRE DAME




10th-Round Draft Pick, 2001 – Kansas City Royals

#### DANNY TAMAYO

Pitcher, 1998-2001 (dnp in '99)

Year	GP/GS	IP	R	ER	BB	K	W-L	SV	ERA
1998	5/0	15.0	17	11	10	11	1-1	0	6.60
Did Not Play									
2000	10/5	32.1	14	13	17	24	3-1	1	3.62
2001	15/15	122.2	39	34	17	106	8-3	0	2.72
<b>Career</b>	<b>30/20</b>	<b>170.0</b>	<b>70</b>	<b>58</b>	<b>44</b>	<b>141</b>	<b>12-5</b>	<b>1</b>	<b>3.07</b>

### NOTRE DAME



10th-Round Draft Pick, 2004 – Milwaukee Brewers

#### STEVE SOLLMANN

Second Baseman, 2001-04

Year	G/GS	AVG	AB	H	R	2B	3B	HR	RBI	SB
2001	61/61	.362	221	80	52	9	2	5	36	23
2002	59/57	.362	213	77	53	8	4	2	47	6
2003	61/61	.384	255	98	67	16	5	4	40	38
2004	40/40	.311	151	47	39	5	1	2	23	17
<b>Career</b>	<b>221/219</b>	<b>.360</b>	<b>840</b>	<b>302</b>	<b>211</b>	<b>38</b>	<b>12</b>	<b>13</b>	<b>146</b>	<b>84</b>

### NOTRE DAME




10th-Round Draft Pick, 1997 – Chicago Cubs

#### MIKE AMRHEIN

Catcher/First Baseman, 1994-97

Year	G/GS	AVG	AB	H	R	2B	3B	HR	RBI	SB
1994	33/13	.297	74	22	9	5	0	3	13	1
1995	58/58	.386	220	85	53	16	3	7	69	2
1996	62/62	.323	220	71	63	15	3	13	49	8
1997	60/60	.394	231	91	70	13	3	14	71	0
<b>Career</b>	<b>213/193</b>	<b>.361</b>	<b>745</b>	<b>269</b>	<b>195</b>	<b>49</b>	<b>9</b>	<b>37</b>	<b>202</b>	<b>11</b>

### NOTRE DAME




11th-Round Draft Pick, 2009 – Philadelphia Phillies

#### JEREMY BARNES

Shortstop, 2006-09

Year	G/GS	AVG	AB	H	R	2B	3B	HR	RBI	SB
2006	58/55	.294	231	68	40	11	6	2	49	9
2007	56/54	.258	194	50	27	8	2	1	28	8
2008	55/53	.307	199	61	40	15	1	8	50	3
2009	59/59	.353	232	82	53	15	5	15	70	4
<b>Career</b>	<b>228/221</b>	<b>.305</b>	<b>856</b>	<b>261</b>	<b>160</b>	<b>49</b>	<b>14</b>	<b>26</b>	<b>197</b>	<b>24</b>

### NOTRE DAME




13th-Round Draft Pick, 2001 – Boston Red Sox

#### ALEC PORZEL

Shortstop, 1998-2001

Year	G/GS	AVG	AB	H	R	2B	3B	HR	RBI	SB
1998	54/49	.265	181	48	34	11	2	7	39	5
1999	60/60	.333	222	74	52	15	4	13	60	11
2000	62/62	.342	243	83	44	24	4	9	58	10
2001	63/63	.295	251	74	53	28	2	8	59	6
<b>Career</b>	<b>239/234</b>	<b>.311</b>	<b>897</b>	<b>279</b>	<b>183</b>	<b>78</b>	<b>12</b>	<b>37</b>	<b>217</b>	<b>32</b>

### NOTRE DAME



14th-Round Draft Pick, 2008 – New York Yankees


#### DAVID PHELPS

Pitcher, 2006-08

Year	GP/GS	IP	R	ER	BB	K	W-L	SV	ERA
2006	12/3	26.2	24	21	10	12	2-0	0	7.09
2007	15/15	110.1	35	23	30	102	8-5	0	1.88
2008	14/14	93.0	53	48	28	75	5-5	0	4.65
<b>Career</b>	<b>41/32</b>	<b>230.0</b>	<b>112</b>	<b>92</b>	<b>68</b>	<b>200</b>	<b>15-10</b>	<b>0</b>	<b>3.60</b>

**Top Recent Draft Picks (1995-2013)**

**NOTRE DAME**



14th-Round Draft Pick 2003 - Colorado Rockies

**J.P. GAGNE**  
Pitcher, 2000-03

Year	GP/GS	IP	R	ER	BB	K	W-L	SV	ERA
2000	19/13	72.2	40	36	25	44	7-1	0	4.46
2001	17/13	70.2	47	42	21	47	5-5	0	5.35
2002	28/7	94.2	40	33	16	69	9-4	6	3.14
2003	30/1	60.0	28	18	21	45	4-6	13	2.70
<b>Career</b>	<b>94/34</b>	<b>298.0</b>	<b>155</b>	<b>129</b>	<b>83</b>	<b>205</b>	<b>26-16</b>	<b>19</b>	<b>3.90</b>

**NOTRE DAME**



15th-Round Draft Pick 2002 - Colorado Rockies

**ANDREW BUSHEY**  
Third Baseman, 1999-2002

Year	G/GS	AVG	AB	H	R	2B	3B	HR	RBI	SB
1999	37/36	.266	128	34	19	8	1	2	10	2
2000	62/62	.275	211	58	27	10	1	3	30	3
2001	61/61	.335	212	71	34	17	3	0	36	1
2002	63/63	.323	226	73	44	19	1	6	59	1
<b>Career</b>	<b>223/222</b>	<b>.304</b>	<b>777</b>	<b>236</b>	<b>124</b>	<b>54</b>	<b>6</b>	<b>11</b>	<b>135</b>	<b>7</b>



## Notre Dame and the Major Leagues (current players in bold)

Name	ML Teams
Adrian "Cap" Anson	Chicago Cubs (1876-97)
<b>John Axford</b>	<b>Milwaukee Brewers (2009-13), St. Louis Cardinals (2013)</b> <b>Cleveland Indians / Pittsburgh Pirates (2014)</b> <b>Colorado Rockies (2015-Present)</b>
Alfred "Dutch" Bergman	Cleveland Indians (1916)
Bob Bescher	Cincinnati Reds (1908-13), New York Giants (1914) St. Louis Cardinals (1915-17), Cleveland Indians (1918)
Lou Bevil	Washington Senators (1942)
Joe Birmingham	Cleveland Indians (1906-14)
Jim Brady	Detroit Tigers (1956)
Billy Burke	Boston Braves (1910-11)
Charles "Count" Campau	Detroit Wolverines (1888) St. Louis Browns (1890), Washington Senators (1894)
Frank Carpin	Pittsburgh Pirates (1965), Houston Astros (1966)
Tommy Carroll	New York Yankees (1955-56), Kansas City Athletics (1959)
Paul Castner	Chicago White Sox (1923)
Craig Counsell	Colorado Rockies (1995, '97), Florida Marlins (1999) L.A. Dodgers (2000), Arizona Diamondbacks (2000-03, '05-06) Milwaukee Brewers (2004, '07-11)
Harry Curtis	New York Giants (1907)
George Cutshaw	Brooklyn Dodgers (1912-17) Pittsburgh Pirates (1918-21), Detroit Tigers (1922-23)
Bert Daniels	New York Yankees (1910-13), Cincinnati Reds (1914)
Jean Dubuc	Cincinnati Reds (1908-09), Detroit Tigers (1912-16) Boston Red Sox (1918), New York Giants (1919)
Shaun Fitzmaurice	New York Mets (1966)
James "Steamer" Flanagan	Pittsburgh Pirates (1905)
Bill Froats	Detroit Tigers (1955)
Norwood Gibson	Boston Red Sox (1903-06)
Jim Hannan	Washington Senators (1962-70), Detroit Tigers (1971) Milwaukee Brewers (1971)
Ed Hanyzewski	Chicago Cubs (1942-46)
Aaron Heilman	New York Mets (2003-08), Chicago Cubs (2009) Arizona Diamondbacks (2010-11), Seattle Mariners (2012)
Bert Inks	Brooklyn Grooms (1891-92), Washington Senators (1892) Baltimore Orioles (1894), Louisville Colonels (1894-95) Philadelphia Phillies (1896), Cincinnati Reds (1896)
Burt Keeley	Washington Senators (1808-09)
Albert "Red" Kelly	Chicago White Sox (1910)
Herb Kelly	Pittsburgh Pirates (1914-15)
Ed Lagger	Philadelphia As (1934)
Bill Lathrop	Chicago White Sox (1913-14)
Brad Lidge	Houston Astros (2002-06), Philadelphia Phillies (2007-11) Washington Nationals (2012)
Adrian Lynch	St. Louis Browns (1920)
Earle Mack	Philadelphia As (1910-11, '14)
Matt Macri	Minnesota Twins (2008)
<b>Jeff Manship</b>	<b>Minnesota Twins (2009-12), Colorado Rockies (2013)</b> <b>Philadelphia Phillies (2014), Cleveland Indians (2015-Present)</b>
Jackie Mayo	Philadelphia Phillies (1948-53)
Alex McCarthy	Pittsburgh Pirates (1910-15, '16-17) Chicago Cubs (1915-16)
Ed McDonough	Philadelphia Phillies (1909-10)
Willie McGill	Cleveland Infants (1890), St. Louis Browns (1891) Cincinnati Reds (1891-92), Chicago Cubs (1893-94) Philadelphia Phillies (1895-96)

Name	ML Teams
Dan McGinn	Cincinnati Reds (1968), Montreal Expos (1969-71) Chicago Cubs (1972)
Johnny McHale	Detroit Tigers (1943-48)
Chris Michalak	Arizona Diamondbacks (1998), Toronto Blue Jays (2001) Texas Rangers (2001-02), Cincinnati Reds (2006)
Rupert Mills	Newark Federals (1915)
Johnny Mohardt	Detroit Tigers (1922)
James "Red" Morgan	Boston Red Sox (1906)
Patrick Murray	Philadelphia Phillies (1919)
John "Red" Murray	St. Louis Cardinals (1906-08) New York Giants (1909-15, '17), Chicago Cubs (1915)
Lou Nagelson	Cleveland Indians (1912)
Hank Olmstead	Boston Red Sox (1905)
Phillip "Peaches" O'Neill	Cincinnati Reds (1904)
Christian Parker	New York Yankees (2001)
Dan Peltier	Texas Rangers (1992-93), San Francisco Giants (1994-96)
<b>David Phelps</b>	<b>New York Yankees (2012-present)</b>
Andy Pilney	Boston Braves (1936)
<b>A.J. Pollock</b>	<b>Arizona Diamondbacks (2012-present)</b>
Michael "Doc" Powers	Louisville Colonels (1898-99) Washington Senators (1899), Philadelphia As (1901-09) New York Yankees (1905)
Bill Reed	Boston Braves (1952)
Ron Reed	Atlanta Braves (1966-75), St. Louis Cardinals (1975) Philadelphia Phillies (1976-83), Chicago White Sox (1984)
Ed Reulbach	Chicago Cubs (1905-13), Brooklyn Dodgers (1913-14) Newark Federals (1915), Chicago Cubs (1916-17)
Rich Rusteck	New York Mets (1966)
<b>Jeff Samardzija</b>	<b>Chicago Cubs (2008-2014), Oakland As (2014)</b> <b>Chicago White Sox (2015-Present)</b>
Frank Scanlan	Philadelphia Phillies (1909)
Arthur "Tillie" Shafer	New York Giants (1910-13)
Frank Shaugnessy	Washington Senators (1905), Philadelphia As (1908)
Tommy Shields	Baltimore Orioles (1992), Chicago Cubs (1993)
Tom "Duke" Simpson	Chicago Cubs (1953)
Richard "Red" Smith	New York Giants (1927)
Lou Sockalexis	Cleveland Indians (1897-99)
Billy Sullivan, Jr.	Chicago White Sox (1931-33), Cincinnati Reds (1935) Cleveland Indians (1936-37), St. Louis Browns (1938-39) Detroit Tigers (1940-41), Brooklyn Dodgers (1942) Pittsburgh Pirates (1947)
Lancelot "Yank" Terry	Boston Red Sox (1940-45)
Henry Thielman	New York Giants (1902), Cincinnati Reds (1902) Brooklyn Dodgers (1903)
Dick Thoenen	Philadelphia Phillies (1967)
Clem Clemens (Ulatowski)	Chicago Whales (1914-15) Chicago Cubs (1916)
Ed Walsh, Jr.	Chicago White Sox (1928-32)
John G. Walsh	Philadelphia Phillies (1093)
Kyle Weiland	Boston Red Sox (2011) Houston Astros (2012)
Tom Whelan	Boston Braves (1920)
Fred "Cy" Williams	Chicago Cubs (1912-17) Philadelphia Phillies (1918-30)
Carl Yastrzemski	Boston Red Sox (1961-83)



**Counsell Repeats As World Series Champion With 2001 Arizona Diamondbacks**

Craig Counsell's World Series magic continued in 2001, as a member of the Arizona Diamondbacks. Counsell went from being a reserve to serving as one of the driving forces in the team's postseason run. He batted .275 during the 2001 regular season (4 HR, 38 RBI) before earning MVP honors at the National League Championship Series, thanks to his 8-for-21 batting, four RBI and five runs scored versus the Atlanta Braves (he is pictured below with the trophy, seated next to then-Diamondbacks general manager and fellow Notre Dame graduate Joe Garagiola, Jr.). His career-best season included 141 games played at second base, third base and shortstop, and he closed the 2001 regular season by hitting safely in 25 of his final 27 starts. In addition to his NLCS heroics, Counsell opened the World Series by hitting an early solo home run versus the New York Yankees' Mike Mussina, forging a 1-1 tie and launching Arizona to a 9-1 Game 1 victory.

**'Unsung hero': For Counsell, past is present**  
Ex-Marlins sparkplug emerges in postseason again for D'backs

By [Name] [Date]

ARIZONA • The image is familiar to the vast majority of baseball fans. It's the moment when a player in a white uniform with a dark "D" on the back is being embraced by a man in a suit. The player is Craig Counsell, and the man is Joe Garagiola Jr., the Arizona Diamondbacks' general manager. They are celebrating Counsell's performance in the National League Championship Series against the Atlanta Braves.

Counsell, who hit a career-best .275 during the 2001 regular season, earned MVP honors at the NLCS. He batted 8-for-21 with four RBIs and five runs scored against the Braves. His heroics helped the Diamondbacks advance to the World Series, where they will face the New York Yankees.

Counsell's performance in the NLCS was a testament to his versatility and clutch hitting. He played at second base, third base and shortstop during the series. His ability to hit safely in 25 of his final 27 starts during the regular season was a key factor in the team's success.

Counsell's journey from a reserve player to a postseason hero is a story of perseverance and skill. He has established himself as one of the most reliable players on the team, and his performance in the NLCS has solidified his status as an "unsung hero" of the Diamondbacks.

**The Sporting News**  
SEE A DIFFERENT GAME

How the Diamondbacks derailed destiny's dynasty

**SNAKEBITE!**

www.sportingnews.com November 12, 2001

THE EXPERT'S CHOICE

**Cameo player Counsell in starring role**

By [Name] [Date]

ARIZONA • Craig Counsell, the Diamondbacks' reserve infielder, played a starring role in the team's victory over the Atlanta Braves in the National League Championship Series. Counsell's performance was a key factor in the team's success, as he batted .275 during the series and earned MVP honors.

Counsell's heroics in the NLCS were a testament to his versatility and clutch hitting. He played at second base, third base and shortstop during the series. His ability to hit safely in 25 of his final 27 starts during the regular season was a key factor in the team's success.

Counsell's journey from a reserve player to a postseason hero is a story of perseverance and skill. He has established himself as one of the most reliable players on the team, and his performance in the NLCS has solidified his status as a "cameo player" in a starring role.

**WORLD SERIES 2001**

AMERICAN LEAGUE CHAMPIONS Bank One Ballpark

GAME 7 VS GAME 7

BASE CHECK

Bank One Ballpark

**Counsell's homer imperils Cards**

By [Name] [Date]

ST. LOUIS • Craig Counsell's home run in the bottom of the ninth inning of Game 7 of the National League Championship Series against the St. Louis Cardinals put the Arizona Diamondbacks in a precarious position. The home run tied the game at 1-1, setting up a dramatic extra-innings contest.

Counsell's heroics in the NLCS were a testament to his versatility and clutch hitting. He played at second base, third base and shortstop during the series. His ability to hit safely in 25 of his final 27 starts during the regular season was a key factor in the team's success.

Counsell's journey from a reserve player to a postseason hero is a story of perseverance and skill. He has established himself as one of the most reliable players on the team, and his performance in the NLCS has solidified his status as a "cameo player" in a starring role.

**Counsell earns respect, raves**

By [Name] [Date]

ARIZONA • Craig Counsell's performance in the National League Championship Series has earned him the respect of his teammates and fans alike. Counsell's heroics in the NLCS were a testament to his versatility and clutch hitting.

Counsell's journey from a reserve player to a postseason hero is a story of perseverance and skill. He has established himself as one of the most reliable players on the team, and his performance in the NLCS has solidified his status as a "cameo player" in a starring role.

**'97 Series hero Counsell keeps coming through in clutch for D'backs**

By [Name] [Date]

ARIZONA • Craig Counsell's performance in the National League Championship Series has earned him the respect of his teammates and fans alike. Counsell's heroics in the NLCS were a testament to his versatility and clutch hitting.

Counsell's journey from a reserve player to a postseason hero is a story of perseverance and skill. He has established himself as one of the most reliable players on the team, and his performance in the NLCS has solidified his status as a "cameo player" in a starring role.


**Craig Counsell** #19  
Class of '92 • Ht: 6-0 • Wt: 177 (as senior)  
Bats-Throws: L-R • Whitefish Bay, Wis.

**INSIDE THE NUMBERS**

Captained 1992 Irish to within one game of College World Series (he was named to NCAA all-Atlantic Regional team) • Team MVP on 1992 squad that included 14 eventual pro draft picks • finished Irish career with 166 walks, 236 games played 38 total sacrifices and 50 doubles • followed his father John as only father-son combination to captain the same team sport at Notre Dame • selected in 11th round of the 1992 Major League draft, by the Colorado Rockies.

**COUNSELL'S CAREER NOTRE DAME STATISTICS**

Year	G/GS	AB	R	H	2B	3B	HR	RBI	BB	SO	SB-A	FLD	AVG
1989	57/49	152	43	44	3	0	0	32	43	27	6-8	.939	.289
1990	56/51	181	42	48	11	0	4	34	29	18	11-14	.904	.265
1991	61/61	208	57	66	14	3	2	37	49	18	7-12	.927	.317
1992	62/62	227	62	77	22	1	12	63	45	19	13-16	.923	.339
<b>Career</b>	<b>236/223</b>	<b>768</b>	<b>204</b>	<b>235</b>	<b>50</b>	<b>4</b>	<b>18</b>	<b>166</b>	<b>166</b>	<b>82</b>	<b>37-50</b>	<b>.923</b>	<b>.306</b>



## Brad Lidge Saves the 2008 World Series for the Philadelphia Phillies

Brad Lidge, the man who threw the winning pitch for the Philadelphia Phillies at the 2008 World Series, retired in 2012. He was a two-time All-Star who closed for the Phillies, Houston Astros and the Washington Nationals during his 11-year major league career. Lidge served as the closer for six playoff teams, three pennant winners and one world champion. For his career, he finished with a 3.54 ERA and 225 saves, and a strikeout rate of 11.919, a whisker behind Billy Wagner's 11.982 for the lead among MLB pitchers with at least 600 innings (he had 603). Lidge, who saved 18 more games in the postseason, is best known for helping lead the Phillies to their 2008 World Series title in his first year with the club. He recorded 48 saves in 48 opportunities that season and the final out the series-deciding Game 5.

### Lidge a proud product of Notre Dame

Brad Lidge takes the ball for the Phillies, but somewhere, the Irish eyes are smiling.

That's because Lidge is one of Notre Dame's own — an alum who once was the Big East Conference pitcher of the year. That was in 1998, when Lidge went 8-2 and recorded 92 strikeouts in 80 1/3 innings, and this year, the Philadelphia closer added the National League's Comeback Player of the Year Award to his resume.

*Cheer, cheer for Old Notre Dame, wake up the echoes cheering her name.*

The comeback nod for Lidge was well deserved.

In 41 save opportunities in the regular season, Lidge took the ball. On all of those 41 occasions, Lidge received the obligatory handshake from his catcher and extended his consecutive-saves streak to 44 with three saves carried over from last season with the Astros.

Lidge will need a season in 2009 similar to this one to match Eric Gagne's 84 consecutive-saves streak that ended in 2004.

Lidge notched 19 saves but blew eight opportunities last season in Houston, but he erased all the bad memories in 2008.

"I never lost confidence in myself, no matter what the years were like or the results," Lidge said. "I always felt I was going to come back and pitch to the best of my ability."

Phillies fans like those in Houston before they may be able to quickly point out that Lidge has pressed the issue, but accepting defeat on the mound, this season anyway, has been an alien concept, and Lidge would like that to continue.

*Send a volley cheer on high, shake down the thunder from the sky!*

The right-hander is making his third trip to the postseason and would like to make a return trip to the World Series. Lidge made two relief appearances for Houston in 2005, and took a pair of losses, as the White Sox swept the Astros to take the title.

Lidge allowed a walk-off homer to Scott Podsednik in Game 2 in that series and an RBI single to Jermaine Dye, which produced the lone run in the Game 4 clincher.

*What though the odds be great or small, old Notre Dame will win over all.*

The move to Philadelphia has changed the fortunes for Lidge, who was born in Sacramento, Calif. He attended Cherry Creek High School near Denver before moving on to Notre Dame.

There were five former Notre Dame players to play on winning World Series teams, and Lidge joined that list. The last was Craig Counsell, who earned rings with the Marlins in 1997 and again in 2001 with the Diamondbacks.

The others were Cubs right-hander Ed Reulbach (1907-08), Red Sox pinch-hitter Jean Dubuc (1918), Tigers first baseman John McHale (1945) and Phillies right-hander Ron Reed (1980).

A couple of years ago, Lidge made the pilgrimage to the campus after the Fighting Irish had reached the NCAA.

"It was awesome," Lidge told MLB.com. "It was nice to meet the next generation, which makes me sound old. It was good to go back in the clubhouse. Things haven't changed that much."

*While her loyal sons are marching onward to victory!*

**Mike Scarr** is a reporter for MLB.com.

## 2008 WORLD CHAMPIONS



### Brad Lidge #20

Class of '98 • Ht: 6-3 • Wt: 200 (as junior)  
Bats-Throws: R-R • Englewood, Colo.

#### INSIDE THE NUMBERS

Award-winning Notre Dame pitcher who helped the Philadelphia Phillies (08) win World Series • recorded final out and save in game 5 of World Series clinching victory over Tampa Bay Rays • finished the postseason a perfect 7-of-7 in save opportunities • went 41-of-41 in save chances during the regular season • selected to Major League Baseball All-Star game in final season of Yankee Stadium • awarded MLB National League Comeback Player of the Year • ranked as one of MLB's top rookies in 03 for Houston Astros before setting the NL record for strikeouts by a reliever in 04 • drafted by the San Francisco Giants in the 42nd round of the '95 MLB Draft (did not sign) • developed into the highest-ND drafted player in 23 years (all tied for highest drafted player ever) named '08 BIG EAST Pitcher of the Year • his 93 strikeouts shared for the conference league and were tied for second-most in school history at the time • selected in the 1st round of the 1992 Major League draft, by Houston with the 17th overall pick.



LIDGE'S CAREER NOTRE DAME STATISTICS												
Year	G/GS	IP	H	R	ER	BB	K	WP	HB	AVG	W-L	ERA
1996	7/0	11.2	8	7	7	11	10	3	2	2.00	1-0	5.40
1997	8/7	37.2	41	36	26	22	40	5	6	275	4-3	6.21
1998	16/15	80.1	72	41	37	39	93	2	6	240	8-2	4.15
Career	31/22	129.2	121	84	70	72	143	10	17	247	13-5	4.86

A						
No.	Name	Years	Pos.	Hometown/Previous Team	Ht./Wt.	Career Statistics
	*Abbatiello, Jimmy	1976-77	2B/1B	Long Island, NY/St. Dominic HS	5-11/175	172 AB, 238, 0 HR, 12 RBI
	Abbott, Bernard	1927	P	Berkeley, CA		
33	Adams, Ty	2010-11	OF	Indianapolis, IN/Breureuf Jesuit	6-6/225	20 AB, 150, 0 HR, 1 RBI
	Alderman, Dallas	1904	P	Goshen, IN		5-2 record
23	Allen, Craig	1994-96	RHP	Franklin, KY/Franklin-Simpson HS	6-2/195	154.0 IP, 5.38 ERA, 9-5 (1), 76 K
1	*Allen, Tom	1989	OF/DH	Council Bluffs, IA/Dowling HS	5-8/160	63 AB, 254, 1 HR, 10 RBI
	Allison, William	1917	C/OF	Georgetown, TX	6-1/180	
26	Ambrey, Timothy	1981-82	C/1B	Cary, IL/Gary Grove HS	6-2/210	141 AB, 255, 1 HR, 19 RBI
12	Armhein, Mike	1994-97	IF/OF/C	Oak Park, IL/Oak Park River Forest HS	6-2/200	745 AB, 361, 37 HR, 202 RBI
36	*Andres, Steve	2003-06	LF/DH/C	Napa, CA/Justin Siena HS	5-10/200	385 AB, 268, 17 HR, 86 RBI
	Andres, William	1916-18	C	Bridgeport, CT	5-10/175	
	Anson, George	1895	1B	Merrill, WI		
	Arboit, Ennio	1936-38	P/OF	Oglesby, IL/St. Bede's Academy	5-11/180	13-4 record
30	Arzten, Bob	1967-69	RHP	St. Thomas, KY/St. Xavier HS	6-5/205	106.1 IP, 3.30 ERA, 6-3 (0), 75 K
	Antoine, Lawrence	1903-04	C	St. Thomas Monauk, IL		
	Arnfield, Fremont	1911-12	OF	Elgin, IL		
12	Ashdown, Brayden	2007-10	OF	Tucson, AZ/Catalina Foothills HS	6-1/180	341 AB, 261, 7 HR, 39 RBI, 4 SB
27	*Ashdown, Breck	2013	RHP	Tucson, AZ/Catalina Foothills HS/Oregon State	6-5/220	5.2 IP, 7.94 ERA, 1-0 (0), 1 K
	Askw, Haskell	1930-31	2B/SS	Oklahoma City, OK		
49	Axford, John	2002-03	RHP	Port Dover, ONT/Assumption College HS	6-5/180	144.2 IP, 4.28 ERA, 14-6 (0), 137 K

B						
No.	Name	Years	Pos.	Hometown/Previous Team	Ht./Wt.	Career Statistics
	*Bader, Bob	1977-78	OF	Lakewood, OH	5-11/175	157 AB, 197, 3 HR, 22 RBI
	Bader, Clarence	1918-19	P	Whiting, IN		
	Bahan, Leonard	1918-19	1B	Somerset, KY		
41	Balkci, Mike	1995-97	RHP	Santa Margarita, CA/Santa Margarita HS	5-9/160	90.2 IP, 4.57, 9-2 (2), 56 K
20	Barnes, Jeremy	2006-09	2B	Garland, TX/South Garland HS	5-10/190	856 AB, 305, 49 2B, 26 HR, 197 RBI
	Barrett, Jack	1944-46	P	Louisville, KY	6-0/160	13-10 record
2	Barrows, Joseph	1981	SS/2B	Wabash, IN/Wabash HS	5-9/160	54 AB, 222, 0 HR, 11 RBI
	Barry, Norm	1919-21	P	Chicago, IL/Fenwick HS	5-10/170	
	Barish, Dave	1978-80	IF	Cincinnati, OH/St. Xavier HS	6-0/165	250 AB, 312, 1 HR, 42 RBI
28	Bartlett, Bob	1979-81	RHP	Shaker Heights, OH/Shaker Heights HS	5-10/170	
3	Bautch, Dan	1990-92	OF	Houston, TX/Stratford HS	5-11/165	422 AB, 284, 2 HR, 46 RBI, 68 SB
	*Beach, Joe	1934-35	LHP/OF	New Orleans, LA/Holy Cross HS	5-11/175	5-1 record
	Becker, Alphonse	1899	OF	Adrian, MN		
	Behe, Francis	1939	OF	Altoona, PA		
14	Bentley, Bob	1965-67	RHP	Clinton, IA/St. Mary's HS	6-3/190	75.1 IP, 5.38 ERA, 3-8, 68 K
	Berger, Alvin	1912-14	P	Howe, IN	6-0/170	7-7 record
	Bergman, Alfred	1914-15	SS/OF/P	Peru, IN/Peru HS	5-7/155	
	Bergman, Joseph	1923	OF/P	Peru, IN/Peru HS	5-8/170	
	Bertelli, Angelo	1943	C/1B	West Springfield, MA/Cathedral HS	6-1/170	
24	Bertucci, Rico	2004	RHP	Belleville, IL/St. Louis University HS	6-0/170	14.1 IP, 1.88 ERA, 1-0, 11 K
	Besser, Paul	1955	RHP	Buffalo, NY/Neumann HS	6-3/200	21.2 IP, 0-1, 17 K
	Besten, Elmer	1925-27	P/OF	Davenport, IA		11-14 record
33	Bickford, Scott	2005	LHP	Owings, MD/Northern HS	6-5/170	40.0 IP, 4.28 ERA, 4-1 (1), 37 K
23	*Biggio, Cavan	2014	IF	Houston, TX/St. Thomas Aquinas HS	6-1/185	187 AB, 246, 2 HR, 16 RBI, 5 SB
10	*Biggio, Connor	2012-14	OF	Houston, TX/St. Thomas Aquinas HS	5-9/155	160 AB, 225, 0 HR, 12 RBI, 18 SB
8	Billmaier, Kris	2000-03	OF	Woodinville, WA/Woodinville HS	5-10/205	731 AB, 271, 15 HR, 140 RBI
13	*Binkiewicz, Joe	1989-92	1B/LHP	Wintersville, OH/Wintersville HS	6-4/225	671 AB, 334, 33 HR, 176 RBI; 49.1 IP, 3.10 ERA, 6-1 (0), 27 K; 204 AB, 250, 2 HR, 40 RBI


11	Birk, Robby	1992-94	UTIL	Louisville, KY/St. Xavier HS	6-0/165	
	Bliuevich, Jerome	1920-22	C	Elmhurst, IL		
12	Blythe, Thomas	1964-66	SS	Koppel, PA	5-10/165	340 AB, 241, 7 HR, 53 RBI
	Bobinski, Mike	1978-79	RHP	Yaphank, NY/Longwood HS	6-0/180	76.1 IP, 4.24 ERA, 4-8 (0), 45 K
	*Bobowski, Stan	1975, 77	CF	Arlington Hts., IL/St. Viator HS	6-0/185	228 AB, 259, 4 HR, 33 RBI
9	*Bok, Matt	2000-02	DH/OF/C	Akron, OH/Walsh Jesuit HS/Georgetown	5-10/190	462 AB, 290, 6 HR, 85 RBI
	Boland, James	1918	P	Lansing, MI		0-1 record
	Boland, Tom	1949-51	C	Columbus, OH/Aquinas HS	6-4/200	165 AB, 291, 0 HR, 26 RBI
	Bonham, Edwin	1906-08	OF	Painted Post, NY		
17	Bookford, Billy	2007-10	OF	Glen Ellyn, IL/Glenbard West HS	6-1/195	290 AB, 276, 13 2B, 3 HR, 51 RBI
	*Borowski, Chuck	1936-38	OF	South Bend, IN/Central HS		
	Bothwick, Thomas	1909	OF	Joliet, IL		
	Boyle, Hugh	1907	IF	Darlington, WI		
	Braddock, John	1937-38	2B	Washington, DC		
12	Bransfield, Matt	2003-06	OF/DH/C	Englewood, CO/Cherry Creek HS	6-1/200	577 AB, 317, 18 HR, 129 RBI
27	Braun, Roger	1953	LF	Athens, WI	6-0/190	101 AB, 347, 1 HR, 30 RBI
	Bray, James	1928-29	2B/OF	Kansas City, MO/St. Peter's Prep	5-11/165	
17	Brennan, Michael	1960-61	RHP	Rensselaer, NY	6-1/185	30 AB, 133, 0 HR, 2 RBI
4	Bretting, Henry	1956	RHP	Ashland, WI	6-2/175	12.2 IP, 2-1, 8 K
7	*Brezowsky, Ross	2005-08	IF/OF	Naples, FL/Collier HS	5-9/180	788 AB, 289, 11 HR, 130 RBI
5	*Brock, J.J.	1995-98	IF	Colorado Springs, CO/Air Academy HS	5-11/175	860 AB, 316, 21 HR, 174 RBI
	Broemell, Robert "Bo"	1959	RF	Quincy, IL/Notre Dame HS	6-2/180	35 AB, 314, 0 HR, 6 RBI
	Brogan, John	1906-08	3B	The Dalles, OR		
1	Brooks, Randall	1995-97	2B/CF	Hazel Crest, IL/Hillcrest HS	5-11/180	640 AB, 364, 9 HR, 121 RBI
	Browne, Robert	1895-97, 99	IF/C	Blencoe, IA		



**Ennio Arboit** captained the 1937 team while helping the Irish post a 38-12 record from 1936-38 (13-4 career record).



**Bob Arzten** was named an Academic All-American three times (as a basketball player) – led the '67 staff with a 2.34 ERA.




**Dan Bautch** finished career with 68 stolen bases, including 29 on an aggressive 1990 team that totaled 117 SBs.




**Tom Bujnowski** finished his career with 206 strikeouts and led the Irish staff in K's three times (64 in 1952, 67 in '56 and 75 in '57).


No.	Name	Years	Pos.	Hometown/Previous Team	Ht./Wt.	Career Statistics
16	Brutvan, Bill	1960-62	CF	Johnson City, NY	5-11/185	224 AB, .295, 5 HR, 32 RBI
39	Buchmeier, Matt	1999-2002	RHP	Greenwood, IN/Roncalli HS	6-0/195	120.1 IP, 4.64 ERA, 5-3 (5), 147 K
11	Bujnowski, Tom	1952, '56-'57	RHP	Bayonne, NJ/St. Benedict's Prep	5-11/170	207 K thrown; 132 AB, .197
19	<b>Bill, Ryan</b>	<b>2012-14</b>	<b>OF/IF</b>	<b>Ede Prairie, MN/Ede Prairie HS</b>	<b>6-2/220</b>	<b>509 AB, .273, 6 HR, 67 RBI</b>
	Bunker, Richard	1955	LHP	Norwood, MA		51.0 IP, 3-4, 60 K
	Burke, Bill	1909	LHP	Worcester, PA	5-10/165	5-2 record
	Burke, Ernest	1915	1B/OF	Indianapolis, IN		
	Burns, Raymond	1905	P	Pittsburgh, PA		2-4 record
12	*Bushey, Andrew	1999-2002	3B/C	Boardman, OH/Cardinal Mooney HS	5-10/190	777 AB, .304, 11 HR, 135 RBI
<b>C</b>						
	Callahan, Edward	1894	RF	Omaha, NE		
	Callahan, Thomas	1941	OF	Stamford, CT		
3	*Cameron, Jim	1982	OF	Spring Lake, MI/Grand Haven HS	5-9/160	95 AB, .242, 1 HR, 19 RBI
	Campagna, Joseph	1941	3B	Berwyn, IL		
	Campbell, Arthur	1895	OF	San Francisco, CA		
	Campbell, Jack	1947-49	LHP	Lowell, MA	6-1/175	10-7 record
	Campbell, Michael R.	1895-96	C	Tillahama, TN		
30	Capozzi, Angelo	1954	LHP	Syracuse, NY		48.0 IP, 4-2, 31 K
14	Carideo, Jim	1955-57	SS	Mt. Vernon, NY/A.B. Davis HS	5-7/165	236 AB, .254, 0 HR, 31 RBI
	Carlin, Jim	1942-43	3B	Trenton, NJ/Trenton Catholic HS	5-10/150	
13	Carlin, Mike	1998-2001	RHP	Manhattan, KS/Manhattan HS	6-5/215	34.2 IP, 5.19 ERA, 1-1, 19 K
	Carlin, Tom	1943	2B	Trenton, NJ/Trenton Catholic HS	5-11/175	
29	Carlson, Garret	1995	P	Spokane, WA/North Central HS	6-1/192	34 IP, 7.68 ERA, 0-1, 31 K
	Camody, Arthur	1912	OF	Shreveport, LA		
	Camody, Francis	1915	2B	Shreveport, LA		
	Carney, Mark	1977	LHP	Elmhurst, IL	6-3/180	27.0 IP, 5.00 ERA, 2-2 (0), 18 K
14	*Carpin, Frank	1958	LHP/OF	Richmond, VA/Benedictine HS	5-10/170	72.2 IP, 3.22 ERA, 6-2, 102 K
	Carson, James	1937	1B	Indianapolis, IN/Cathedral HS	5-9/165	
31	Carretta, John	1958-60	1B	Arlington, VA	6-3/205	257 AB, .276, 5 HR, 62 RBI
	Carter, Dezera	1892	2B	Ludington, MI		
	Caruso, Thomas	1978-79	IF	Kenmore, NY/Kenmore West HS	5-10/170	203 AB, .271, 1 HR, 17 RBI
44	Casey, David	2009-11	1B	Whitefish Bay, WI/Whitefish Bay HS	6-4/235	211 AB, .261, 11 2B, 3 HR, 39 RBI
	Castner, Paul	1921-23	LHP/OF	St. Paul, MN/St. Thomas Military Acad.	5-11/187	14-7 record
21	Gavey, Scott	1997-2000	RHP	Omaha, NE/Creighton Prep	6-5/200	165.0 IP, 4.20 ERA, 15-4, 138 K
20	Celmer, Dave	1966-68	LHP	Rochester, NY	6-3/180	113.2 IP, 3.40 ERA, 9-4, 114 K
	Centlivre, Carl	1908	OF	Fort Wayne, IN		
11	Chase, Tommy	2009, 11-12	INF	Cohasset, MA/Boston College HS	5-10/175	121 AB, .198, 2 2B, 8 RBI, 2 SB
39	Chenail, Kevin	1985-88	RHP	North Adams, MA/Drury HS	6-4/200	211.0 IP, 4.48, 13-13 (1), 96 K
	Ciblebeck, Andrew	1940-42	OF	St. Paul, MN/St. Thomas Military Academy	6-0/190	
10	*Chryst, Rick	1981-83	OF/IF	Plateville, WI/Madison Edgewood HS	6-0/165	421 AB, .318, 8 HR, 66 RBI
	Cianchetti, Robert	1944	2B/C	Brooklyn, NY/Lafayette HS	5-7/140	
	Ciszczon, Frank	1944	2B	East Chicago, IN/Cathedral Central HS	6-0/165	
23	*Clark, David	1983-85	C	Mitchellville, MD/DeMatha HS	6-2/185	333 AB, .231, 5 HR, 61 RBI
	Clary, Bob	1977	3B	Birmingham, MI/Brother Rice HS	5-8/145	140 AB, .207, 0 HR, 11 RBI
6	*Clemens, Peter	1974	CF	Tell City, IN/Tell City HS	5-10/165	91 AB, .264, 2 HR, 11 RBI
14	Clemenz, Mark	1982-84	LHP	Elkhart, IN/Elkhart Central HS	6-0/170	179.0 IP, 2.97, 14-9 (3), 106 K
17	Cloveger, Kasey	1993	OF	Marion, IN/Marion HS	5-11/186	11 AB, .000, 0 HR, 0 RBI
	Cocitti, Tom	1948	C	Rochester, NY	5-5/190	
27	Coffey, Mike	1988-90	RHP	West Sand Lake, NY/Christian Brothers	6-3/195	158.0 IP, 4.50, 16-5 (12), 109 K
18	Coleman, Patrick	1973-75	3B	Anoka, MN/Benilde HS	5-11/180	228 AB, .329, 0 HR, 36 RBI
	*Colloton, Dick	1952-54	2B	Mason City, IA/St. Joseph HS	5-11/160	277 AB, .300, 2 HR, 34 RBI
	Colrick, John	1927-29	1B	Newark, NJ/St. Benedict's Prep	6-2/190	
	Combe, Joseph	1892	LF	Brownsville, TX		
26	Combs, Arthur	1972	RHP	Yorktown Hts, NY	6-0/175	8 IP, 9.00 ERA, 0-1 (0), 3 K
22	Conlin, Thomas	1982-84	RHP	Mt. Prospect, IL/John Hersey HS	6-0/170	98.0 IP, 4.41 ERA, 8-8 (4), 65 K
24	Connaughton, Pat	2012-14	RHP	Arlington, MA/St. John's Prep HS	6-5/214	154.2 IP, 3.03 ERA, 11-11 (0), 105 K
	Connelly, Eugene	1909-11	3B	Malden, MA		
	Connors, Benny	1919-20	OF	Chicago, IL		
10	Connolly, Ryan	2007, '09	LF	Binghamton, NY/Binghamton HS	5-11/190	353 AB, .300, 28 2B, 15 HR, 67 RBI
30	Connors, John	1957	RHP	LaGrange, IL	6-1/185	22.2 IP, 4.37 ERA, 2-4, 25 K
18	Conroy, Tom	1982	LHP	Staten Island, NY/Farell HS	6-2/190	9.1 IP, 4.82 ERA, 0-0 (0), 8 K
24	Conway, Brian	1989	LHP	Indianapolis, IN/Cathedral HS	6-2/185	71.1 IP, 5.55 ERA, 5-4 (0), 31 K
	Cook, Arthur	1905	C	Brooklyn, NY		
14	*Cooke, Ben	1998-2001	IF/OF	Bay Village, OH/St. Ignatius HS	5-9/175	421 AB, .274, 1 HR, 39 RBI
	*Cooper, Alan	1962-63	RHP/IF	Buffalo, NY/Canisius HS	5-9/155	63 IP, 3.86 ERA, 4-3, 58 K; 51 AB, .235, 0 HR, 4 RBI
9	Cooper, Craig	2003-06	OF/1B	Plainville, NY/Chaminade HS	6-1/210	734 AB, .361, 26 HR, 162 RBI
24	Corbin, John	1998-2000	RHP	Hollywood, FL/Hollywood Hills HS	6-3/200	114.1 IP, 4.64 ERA, 13-7 (20), 112 K
	Corcoran, Charles	1915-16	2B	Joliet, IL		
	Corcoran, James	1938	OF	Washington, D.C.		
	*Corrao, Andy	1954	OF	Milwaukee, WI/Lincoln HS	5-11/155	50 AB, .200, 0 HR, 3 RBI
6	*Coss, Mike	1988-91	SS	Bridgeport, OH/Linsly HS	5-10/190	687 AB, .268, 5 HR, 104 RBI
29	Costa, Donald	1959	LF	Ellwood City, PA	5-11/200	48 AB, .229, 0 HR, 7 RBI
	Costello, Albert	1933-35	OF	Akron, OH/North HS		
13	*Costigan, Dave	1951-53	3B/OF	Bloomington, IL/Trinity HS	5-10/161	187 AB, .246, 0 HR, 17 RBI
19	*Counsell, Craig	1989-92	3B/SS	Whitefish Bay, WI/Whitefish Bay HS	6-0/177	768 AB, .306, 18 HR, 166 RBI




Frank Carpin set the Irish record for strikeouts in a game (19) en route to a then-ND record 102 strikeouts in the 1958 season.



Tom Caruso did not strike out during the 1979 season (87 at bats), as a member of an offense that totaled just 111 strikeouts over the entire season.



John Corbin ('97-'00) set then-Notre Dame records for saves in a season (11) and saves in a career (20).



Tom Cuggino ('66-'68) ended his career ranked fourth on the Notre Dame career ERA list (2.93).

No.	Name	Years	Pos.	Hometown/Previous Team	Ht./Wt.	Career Statistics
23	*Counsel, John	1962-64	RF	Oconomowoc, WI/Oconomowoc HS	5-11/180	272 AB, 290, 6 HR, 44 RBI
	Crane, Hubert	1939-40	OF/2B	North Hampton, MA		
	Creevey, John	1943;47-48	OF/RHP	Clawson, MI/Clawson HS	6-2/215	4-4 record
21	<b>Cresta, Joey</b>	<b>2014</b>	<b>RHP</b>	<b>Plainfield, IL/Plainfield North HS</b>	<b>5-11/183</b>	<b>4.2 IP, 3.86 ERA, 0-1 (0), 5 K</b>
	Crimmins, Bernard	1940-42	C	Louisville, KY/St. Xavier HS	5-11/185	
	Crimmins, Charles	1941	IF	Watertown, NY		
17	Cross, James	1983, '85-'86	RHP	Royal Oak, MI/Shrine HS	6-0/185	129.1 IP; 5.50 ERA, 6-12 (3), 50 K
	Crowley, Francis	1924-26	3B/OF	Chicago, IL		
25	Guggino, Tom	1966-68	RHP	Bronx, NY/Mount St. Michael HS	6-4/210	156.2 IP; 2.93 ERA, 10-7, 127 K
	Cummings, Leo	1931-32	1B/OF	Seattle, WA		
	Cunha, Daniel	1933-35	SS	St. Petersburg, FL		
	Cunningham, John	1950-51	OF/3B	East St. Louis, IL	5-11/180	138 AB, 217, 1 HR, 17 RBI
	Curtin, Egbert	1923	C	Farnam, MA		
	Curtis, Harry	1907	C	Newbury Port, MA	5-10/170	
26	Cusack, James	1955-57	1B	Peoria, IL/Spalding Institute	6-1/185	263 AB, 308, 3 HR, 43 RBI
	Cutshaw, George	1908	2B	Newburyport, MA	5-9/160	

**D**


	Dalton, James	1954	LHP	Minneapolis, MN	5-11/160	39.0 IP, 1-3, 16 K
	Daly, Charles	1900	2B	Patterson, NJ	5-7/140	
	Daly, Michael	1896-98	OF	New Brunswick, NJ		
22	Danapilis, Eric	1990-93	RF/RHP	St. Joseph, MI/St. Joseph HS	6-2/220	729 AB, 405, 29 HR, 221 RBI; 23 IP, 5.87 ERA, 2-1 (3), 17 K
	Danieli, Evan	2008-09	RHP	East Hanover, NJ/Seton Hall Prep	6-7/230	30.1 IP, 5.64 ERA, 0-1 (0), 24 K
	Daniels, Bert	1908-09	TB	Joliet, IL	5-9/180	
	Darwin, Oscar	1917	P	Minocque, WI		
30	Davis, Pat	1996, '98	LHP	San Antonio, TX/Texas Military Inst.	6-4/225	34.1 IP, 6.03 ERA, 0-0 (0), 31 K
	Dawes, Joseph	1925	P	Ft. Leavenworth, KS		1-1 record
	*Deasey, John	1982-83	IF/OF	Edina, MN/Edina West	6-0/175	53 AB, 170, 0 HR, 8 RBI
23	Deasey, Michael	1978-81	RHP	Edina, MN/Edina West	6-3/195	186.2 IP, 3.86 ERA, 19-7 (0), 96 K
19	Dee, Jim	1982-84	3B/IF	Chicago Heights, IL/Marian Catholic	5-9/175	89 AB, 236, 1 HR, 19 RBI
	Defacchi, Dave	1975-78	C/OF	Richton Park, IL/Rice Central HS	5-10/170	
6	<b>Defilippis, Kevin</b>	<b>2013-14</b>	<b>INF</b>	<b>Homer Glen, IL/Providence Catholic</b>	<b>6-0/173</b>	<b>87 AB, 230, 0 HR, 11 RBI</b>
50	DeGart, Marty	1993-94	RHP	South Bend, IN/St. Joseph's HS	6-3/205	53.1 IP, 4.39 ERA, 9-1, 41 K
13	DeSensi, Craig	1992-95	1B/3B	Louisville, KY/Trinity HS	6-0/192	546 AB, 313, 18 HR, 132 RBI
35	DeSico, Frank	2010-13	2B	Cleveland, OH/St. Ignatius HS	5-9/190	875 AB, 283, 33 2B, 3 HR, 80 RBI, 49 5B
	DeSilva, Mark	1981	C	Greenlawn, NY/John Glenn HS	6-1/185	1 AB, 000, 0 HR, 0 RBI
	Dille, James	1930	P	Newark, NJ		4-2 record
20	Dingle, Phil	1982-83	C/OF	Tampa, FL/Jesuit HS	6-0/180	204 AB, 240, 3 HR, 33 RBI
	Doar, James	1903	C	Cumberland, WI	5-11/185	
	Dobosh, Joseph	1984-85	RHP	Brookfield, OH/Brookfield HS	6-6/220	135.0 IP; 6.20 ERA, 5-14 (3), 75 K
	Doemel, Dave	1975	C	Cohoes, NY/Christian Brothers HS	5-11/168	25 AB, 280, 0 HR, 4 RBI
	Dohan, Joseph	1902	P	Cincinnati, OH		4-2 record
47	Doherty, Ryan	2003-05	RHP	Toms River, NJ/Toms River East HS	7-1/220	98.1 IP, 2.84 ERA, 8-4 (20), 134 K
	Dolan, William	1912-13	OF	St. Louis, MO		
	Donahue, Matthew	1898-1901	CF	Wilmington, IL		
	Donnelly, Phil	1961-62	LHP	Albany, NY	5-9/195	112.2 IP, 2.64 ERA, 8-5, 67 K
	Donohe, Edward	1928	C	Cincinnati, OH		
	Donovan, William	1920	OF	Chicago, IL		
	6 Doring, Michael	1983-85	C	Claremont, CA/LaVerne Damien HS	5-9/150	287 AB, 275, 2 HR, 38 RBI
	Doyle, Lawrence	1937-39	TB	Morristown, NJ		
26	Doyle, Mick	2008-11	INF	LaGrange Park, IL/Benet Academy	6-1/200	566 AB, 254, 35 2B, 9 HR, 74 RBI, 15 5B
9	Drewnie, J. P.	1999	C	Arlington Heights, IL/John Hersey HS	5-11/190	35 AB, 229, 0 HR, 4 RBI
	Drewes, Henry	1900		Des Plaines, IL		4-0 record
6	*Dressman, Danny	2004-07	OF	San Jose, CA/Archbishop Mitty HS	5-8/180	566 AB, 299, 0 HR, 90 RBI
	DuBois, Leo	1917		Oklahoma		
	Dubuc, Jean	1907-08	P/OF	Waterbury, CT	5-10/185	13-2 record
	Dudley, Ambrose "Bud"	1942	P	Philadelphia, PA/St. Joseph Prep	5-10/185	
5	Duff, Drew	1999-2002	RHP	Sevierville, TN/Sevier County HS	5-11/190	135.1 IP; 5.65 ERA, 12-4 (3), 114 K
12	*Duffy, Gene	1957-59	CF	Davenport, IA/St. Ambrose HS	5-6/155	290 AB, 338, 8 HR, 56 RBI
	Duggan, Edward	1913-15	OF	Greenwood, IN	6-0/195	
	Duggan, James	1901	OF	Crestin, IA		
	Dunn, Louis	1933-35	TB	Springfield, MA		
	Dunne, Bert	1924-25	OF	San Francisco, CA		
6	Dupra, Brian	2008-11	RHP	Rochester, NY/Greece Athena HS	6-3/200	315.2 IP; 5.30 ERA, 16-20 (1), 224 K
	*Durkin, Harry	1951-52	SS/3B	Newark, NJ	5-10/165	175 AB, 269, 5 HR, 33 RBI
44	*Dury, Mike	2004-07	LHP/1B	Indianapolis, IN/Bishop Chatard HS	6-5/240	81.2 IP, 2.20 ERA, 6-1 (3), 53 K; 270 AB, 237, 13 HR, 52 RBI

**E**

17	Ebert, John	1982	LHP	Dallas, TX/Marion (OH) Catholic HS	6-3/175	35.0 IP, 6.43 ERA, 3-2 (0), 21 K
	Edgren, Paul	1916-17	P	South Bend, IN		11-4 record
14	Edwards, Matt	2002-05	3B/1B	Mechanicsville, VA/Lee-Davis HS	6-2/195	708 AB, 345, 34 HR, 195 RBI
28	*Eich, Richard	1970-72	LHP	Little Falls, MN	6-3/190	
15	Eilers, Pat	1989	OF	St. Paul, MN/St. Thomas HS	5-11/198	75 AB, 307, 0 HR, 11 RBI
24	*Elam, Sam	2006-07, '09	LHP	Mesquite, TX/Poteet HS	6-3/220	76.1 IP, 4.83 ERA, 1-3 (1), 84 K
	Ellis, Rex	1938-40	P	Greens Fork, IN/Greens Fork HS	6-3/185	7-7 record




**Pat Davis ('98)** - a baseball coach at Texas Military Institute - and father Ben have coordinated the Irish Baseball Classic in San Antonio.



**Craig DeSensi ('92-'95)** played in 200 career games, becoming the eighth Irish player to reach that milestone (he also had a .313 career batting average).



**Phil Donnelly** led the 1962 staff with a 1.27 ERA (2.64 career).




**Phil Faila**, who earned all-NCAA East Regional honors on a 1994 team that went 46-16, also served as a backup quarterback with the Irish football team.

No.	Name	Years	Pos.	Hometown/Previous Team	Ht./Wt.	Career Statistics
	Edward, Allen	1915-16	OF	Lawrence, MA		
<b>F</b>						
5	#Failla, Paul	1992-94	SS/3B	Sewickley, PA/North Allegheny HS	6-2/195	610 AB, .303, 7 HR, 106 RBI
	Falvey, Richard	1921-23	P	Winamac, IN		17-10 record
25	Fanning, Kevin	1974	RHP	Milton, MA/Milton HS	6-4/230	57.2 IP, 3.75 ERA, 3-7 (0), 29 K
	Farabaugh, Gallitzen	1906-07	1B	Loretto, PA		
	Farley, John	1899-1902	OF	Patterson, NJ		5-9/160
	Farrell, Charles	1939-41		Okmugee, OK		
4	Farrell, Dick	1952-53	C	Bronx, NY/Mount Saint Michael HS	5-9/170	40 AB, .150, 0 HR, 3 RBI
	Farrell, Simon	1911-14	1B	Joliet, IL		
	Farrell, Thomas	1924-25	OF	East Orange, NJ		5-11/165
	Feehery, Edward	1927-28	P/OF	Chicago, IL		
16	Fenzel, Jeff	1997-2000	1B/OF	Ellicott City, MD/Mount St. Joseph HS	6-5/190	792 AB, .311, 23 HR, 155 RBI
	Fenzel, Jerry	1970-71	RHP	Baltimore, MD	5-10/170	20.2 IP, 8.71 ERA, 2-3 (0), 14 K
	*Ferrymann, Jean	1951	OF/LHP	Omaha, NE/Creighton Prep	6-0/185	33 AB, .303, 0 HR, 2 RBI
5	Fiascdi, Frank	1976-77	IF	Mountaintop, PA/Bishop O'Reilly HS	5-11/170	254 AB, .343, 1 HR, 36 RBI
20	Fiala, Kyle	2014	IF	Carmel, IN/Carmel	6-0/178	179 AB, .268, 0 HR, 11 RBI
21	Finnegan, Frank	1958-60	RF	Peoria, IL	6-0/185	
	Fischer, Bob	1941-42	P	Wauwatosa, WI		3-6 record
	Fish, James	1911	C	Boston, MA		
17	Fitz, Robert	1987	RHP	Lexington, KY/Henry Clay HS	6-2/160	35.1 IP, 6.11 ERA, 2-1 (0), 16 K
	Fitzgerald, William	1920-21	1B/3B	Chicago, IL		
18	Fitzgerald, Sean	2011-14	RHP	McLean, VA/McLean HS	6-3/175	249.0 IP, 3.51 ERA, 16-12 (6), 173 K
	Fitzgibbon, James	1892	1B	Newark, OH		
12	Fitzmaurice, Shaun	1963-64	OF	Wellesley, MA	5-10/170	248 AB, .355, 9 HR, 55 RBI
4	*Flanagan, John	1988	OF	Chicago, IL/St. Rita HS	5-8/160	33 AB, .061, 0 HR, 2 RBI
	Flannigan, John	1894	1B	Minneapolis, MN		
	Fleet, William	1901	P	North Anderson, IN		
	Fleming, Charles	1897-1900	LF	Detroit, MI		1-0 record
23	Flynn, Chris	1987	C	Bayonne, NJ/Marist HS	6-2/215	353 AB, .292, 17 HR, 83 RBI
	Foley, Charles	1921-22	P	Burns, OR		2-2 record
	Foley, Dani	1923	2B	FL Leavenworth, KS		
	Foley, James	1910	SS	Milford, MA		
	Follen, Peter	1897-1900	OF	Lafayette, IN		
	Francis, Harry	1929		Ardmore, PA		
	Fromhart, Wally	1934-35	3B	Moundsville, WV/Moundsville HS	5-11/185	
4	*Frye, Todd	1997-98	IF	Aledo, IL/Aledo HS	5-11/170	322 AB, .273, 0 HR, 33 RBI
7	Fuentes, Javier	1994	IF	Austin, TX/Travis HS	6-1/175	40 AB, .375, 0 HR, 7 RBI
	Funke, Arthur	1895	P	Denver, CO		0-1 record
17	Furlong, Nick	1968-69	RHP	Pelham, NY/Iona Prep	6-1/200	96.1 IP, 3.36, 6-6, 98 RBI
<b>G</b>						
	Gaberik, Dick	1952-54	C	Berwyn, IL	5-11/150	161 AB, .255, 0 HR, 20 RBI
	Gage, Roy	1902	2B	North Branch, MI		
46	Gagne, J.P.	2000-03	RHP	Bloomington, MN/Cretin-Deham Hall HS	6-0/205	298 IP, 3.90 ERA, 25-16 (19), 205 K
6	Galloway, Mike	1975-77	OF	Cocoa Beach, FL/Cocoa Beach HS	6-0/170	320 AB, .316, 1 HR, 52 RBI
	Garofalo, Emil	1948-49	OF	Fairfield, CT		6-0/170
	Garvey, Arthur	1921	C/OF	Holyoke, MA		6-1/215
11	*Gaston, Sean	2004-06, '08	C	Brownsburg, IN/Brownsburg HS	6-0/195	551 AB, .301, 2 HR, 96 RBI
	Gaul, Frank	1934-36	C	Waterville, ME/Waterville HS	5-10/165	
15	Gazdayka, Walt	1966	1B	Fairlawn, NJ	6-0/165	66 AB, .163, 8 HR, 16 RBI
	Gehring, Joe	1946		Gretna, LA		
	Geneser, Joe	1958	SS	Granger, IA/Assumption HS	6-0/165	97 AB, .299, 0 HR, 14 RBI
32	Gentempo, Jack	1959-61	IF	Union, NJ	5-10/175	273 AB, .319, 0 HR, 36 RBI
	Geoghegan, Marty	1903-04	IF	Lockport, NY		
	Giigliio, Edward	1943	2B	Staten Island, NY		
15	Giarrantano, Bob	1957	RF	Great Neck, NY/Great Neck HS	5-11/165	69 AB, .290, 1 HR, 11 RBI
	Gibbons, Brian	1984	C	South Bend, IN	6-0/200	33 AB, .242, 1 R, 8 H, 3 RBI
12	*Gibbons, Jim	1952-53	RHP/OF	Chicago, IL/Mt. Carmel HS	6-2/180	104.1 IP, 7-7, 65 K, 150, 9 RBI
	Gibson, Norwood	1896-1900	RHP/2B	Peoria, IL	5-10/180	20-9 record
	*Giedlin, Richard	1949-50	1B	Trenton, NJ	6-2/190	189 AB, .328, 2 HR, 16 RBI
21	Gieselman, Jim	1969	LF	New Orleans, LA		49 AB, .204, 2 HR, 8 RBI
	*Gilhooley, Frank	1944-46	CF	Toledo, OH/Central Catholic HS	6-0/175	
	*Gillis, Jim	1949-51	1B/OF	Hunt Beach, CA/Hunt Beach Union	6-0/180	186 AB, .258, 0 HR, 15 RBI
	Gillon, Charles	1892	SS	Milford, MA		
	Gleeson, John	1986	RHP	Bronx, NY/Cardinal Spellman HS	6-2/190	38.1 IP, 6.34 ERA, 3-2 (5), 20 K
21	Gleichowski, Justin	1995	RHP	Cleawater, FL/Countryside HS	5-8/160	22.0 IP, 3.68 ERA, 2-1 (7), 7 K
21	Goetz, Jerry	1968	IF	Shaker Heights, OH/Shaker Heights HS	6-3/185	57 AB, .333, 2 HR, 21 RBI
33	Golom, Ed	1999	IF/OF	Lockport, IL/Providence Catholic HS	5-9/175	53 AB, .284, 1 HR, 2 RBI
	Goncher, John	1936-37	P	Waterville, ME		7-3 record
	Gonring, Mark	1964-66	OF	West Bend, WI	5-10/160	282 AB, .252, 2 HR, 26 RBI
26	Gonski, Richard	1962-64	SS	Chicago, IL/DelaSalle HS	6-0/195	180 AB, .353, 12 HR, 57 RBI
	Gordon, Ronald	1974	OF	Mt. Sinai, NY/Port Jefferson HS	6-0/195	75 AB, .240, 1 HR, 10 RBI
	Good, Fredrick	1942	SS/2B	Fort Lauderdale, FL		
21	Graffy, Brett	2006-07	RHP	Homer Glen, IL/Joilet Catholic Academy	6-1/195	75.1 IP, 5.14, 6-2 (0), 45 K



**Nick Furlong** – a fifth-round pick of the Cincinnati Reds posted an impressive 1.50 ERA for one season.



**Jack Gentempo** hit .383 with wood bats in 1960, ranking at that time as the third-best season batting average in school history.



**Norwood Gibson** closed the 19th century by posting a 20-9 record (1896-1900), a pair of no-hitters and 28 complete games.



**Jim Gillis** was a first baseman/outfielder from 1949-51 and member of the first Irish team to advance to the NCAAs ('49).

No.	Name	Years	Pos.	Hometown/Previous Team	Ht./Wt.	Career Statistics
33	Graney, Mike	1959	OF	Chesterton, IN/Bishop Noll HS	6-5/225	39 AB, .359, 0 HR, 5 RBI
	Granfield, Bill	1911-13	3B	Springfield, MA		
	Grant, Matthew	1943	LF	Freeport, IL		
	Gray, Wilbur	1912-14	C	Calumet, MI		
9	#Greene, Allen	1996-98	OF	Seattle, WA/Bishop O'Dea HS	6-1/190	511 AB, .327, 15 HR, 113 RBI
	Greenwell, Rick	1977	3B/2B	New Haven, KY/Bishop David HS	5-11/160	31 AB, .226, 0 HR, 7 RBI
	Grieve, Don	1949-50	OF	Yonkers, NY	5-9/160	96 AB, .219, 11 RBI
	Griffin, Gerald	1929		Morristown, NJ		
13	Grogan, Brennan	2003	OF	Tequesta, FL/Benjamin HS	6-2/175	215 AB, .298, 1 HR, 32 RBI
8	Grosso, Matt	2009-11	OF	Marlborough, CT/RHAM HS/Maine/UConn	5-10/175	129 AB, 3 2B, 2 HR, 11 RBI
29	#Guener, David	2006	LHP	Gig Harbor, WA/Life Christian Academy	6-2/195	41.2 IP, 5.62, 1-2 (1), 28 K
	Guffoile, Tom	1986	1B/3B	Cooperstown, NY/Cooperstown Central HS	5-11/170	89 AB, .247, 1 HR, 15 RBI
	Gully, Raymond	1912	C	Rochester, NY		
<b>H</b>						
8	#Haas, Matt	1991-94	C/3B	Puduchak, KY/St. Mary's HS	6-1/175	503 AB, .330, 12 HR, 119 RBI
	Hagan, Daniel	1959-61	OF/3B	Mexico, MO	6-2/180	315 AB, .292, 8 HR, 49 RBI
32	<b>Hale, Connor</b>	<b>2013</b>	<b>RHP</b>	<b>Carmel, IN/Brebeuf Jesuit</b>	<b>6-4/175</b>	<b>9.2 IP, 5.59 ERA, 1-0 (0), 7 K</b>
	Hamilton, Donald	1909-10	OF	Columbus, OH		
24	Hammitt, John	1955	RHP	Rocky River, OH/St. Ignatius HS	6-0/180	56.0 IP, 2-4, 28 K
	Handrich, Tim	1979-80	RHP	Kimberly, WI/Kimberly HS	6-3/200	40.0 IP, 4.50 ERA, 4-0 (2), 18 K
30	Hannan, Jim	1958-59	RHP	Jersey City, NJ/St. Peter's Prep	6-2/195	80.1 IP, 4.93 ERA, 7-4, 65 K
	Hannin, Michael	1892	RF	Toledo, OH		
5	Hansen, Tom	1972-74	3B	Erie, PA/Cathedral Prep	6-2/180	269 AB, .290, 7 HR, 44 RBI
29	Hanson, Dave	1961-63	LF	Saco, ME	6-0/180	267 AB, .277, 3 HR, 39 RBI
34	#Hardy, Kevin	1965, '67	OF	Oakland, CA/St. Elizabeth's HS	6-6/270	176 AB, .330, 2 HR, 32 RBI
30	Harford, Will	2009-10	INF/C	Chicago, IL/Kent School (CT)	6-0/180	17 AB, .059, 0 HR, 0 RBI
	Hargrave, Bob	1940	RF	Evansville, IN/Reitz Memorial HS	5-10/180	
45	Harmon, Michael	1986-88	LHP	Indianapolis, IN/Bishop Silas Chatarad HS	5-10/175	132.0 IP, 4.70 ERA, 10-9 (6), 59 K
	Harrington, Daniel	1984	IF	Braintree, MA	6-0/170	29 AB, .172, 8 R, 5 H, 3 RBI
	Harsha, Terry	1965	C/OF	Van Nuys, CA	5-11/155	25 AB, .320, 0 HR, 3 RBI
	Hart, Tom	1929	OF	Dunkirk, IN		
56	#Hartwell, Edwin	1990-93	DH/OF	Fl. Worth, TX/Country Day HS	6-0/200	404 AB, .354, 18 HR, 100 RBI
15	#Hartvigson, Chad	1990	LHP	Kirkland, WA/Juanita HS	6-3/180	12.2 IP, 7.11 ERA, 1-0 (0), 8 K
	Hassett, Bill	1945-46	SS	New York, NY/La Salle Academy	5-10/180	
11	<b>Hearne, David</b>	<b>2013</b>	<b>RHP</b>	<b>Homer Glen, IL/Providence Catholic</b>	<b>6-4/222</b>	<b>47.0 IP, 4.40 ERA, 1-2 (0), 38 K</b>
28	<b>Hearne, Michael</b>	<b>2014</b>	<b>RHP</b>	<b>Palos Heights, IL/Marist</b>	<b>6-0/180</b>	<b>91.1 IP, 2.86 ERA, 5-6 (0), 53 K</b>
22	Heilman, Aaron	1998-2001	LHP	Logansport, IN/Logansport HS	5-6/225	393.2 IP, 1.49 ERA, 43-7 (12), 425 K
	Hemp, Charles	1902	3B	St. Louis, MO		
31	Henebry, Gregg	1994-'97	LHP	Clinton, MA/Clinton HS	5-11/200	168.2 IP, 4.48 ERA, 16-6 (0), 97 K
	Hengel, Edward	1941	OF	Pierre, SD		
	Hesse, John	1896	IF	Fl. Madison, IA		
	Heyl, Bill	1909-11	RHP	Pittsburgh, PA		18-4 record
	Hickey, John	1943	TB	South Bend, IN/Central HS		
	Higgins, William	1902-03	P	Boston, MA		11-4 record
	Hilbrich, John	1950	RHP	Griffith, IN	6-2/175	37.1 IP, 1-3, 23 K
	#Hiller, John	1942, '48	C/OF	East Bernstadt, KY/St. Michael's HS	6-0/180	
	Hindel, William	1896-97	IF	Indianapolis, IN		
51	Hissa, Donnie	2012-14	RHP	Iron River, WI/Maple Northwestern HS	6-7/230	124.2 IP, 4.55 ERA, 4-6 (7), 119 K
	Hoag, Robert	1939	2B	Ottawa, ONT		
	Hoan, Harry	1901-03	P	Fort Wayne, IN		11-2 record
25	Holba, Mike	2002	TB	Lansing, IL/Thornton Fractional South HS	6-8/240	55 AB, .327, 0 HR, 7 RBI
	Holland, Leo	1899	P	London, OH		3-1 record
	Holloran, Joseph	1918		Casper, WY		
16	Horan, Paul	1970-71	OF	Bloomfield, IA/Walsh HS	6-1/185	220 AB, .300, 5 HR, 39 RBI
	Howard, Tom	1987-88	RHP	Grand Rapids, MI	46.2 IP, 6.17 ERA, 0-3 (0), 22 K	
15	Hrabcsak, Edward	1971-73	RHP	Warwick, RI	6-1/195	78.1 IP, 5.97, 4-7 (0), 37 K
	Hudas, Greg	1983	TB	Troy, MI/H.W. Bishop Gallagher HS	6-6/210	107 AB, .215, 1 HR, 16 RBI
13	<b>#Hudgins, Mac</b>	<b>2012-14</b>	<b>OF</b>	<b>Richmond, VA/Douglas Freeman HS</b>	<b>6-0/185</b>	<b>382 AB, .254, 15 2B, 6 3B, 1 HR, 39 RBI, 105B</b>
45	Hudgins, Will	2009-12	RHP	Richmond, VA/Douglas Freeman HS	6-3/180	181.0 IP, 2.88 ERA, 15-4 (5), 140 K
4	Hudson, Joe	2010-12	C	Odessa, FL/Tampa Jesuit HS	6-1/190	412 AB, .289, 25 2B, 7 HR, 58 RBI
	Hughes, Robert	1975	LHP	Union, NJ/Union HS	5-11/165	72.2 IP, 4.58, 5-5 (0), 75 K
	Huisiking, Charlie	1934-35	P	Long Island, NY		3-6 record
	Hunthausen, Norvall	1938-40	P	St. Louis, MO		13-8 record
23	Hurley, Eddie	1955-57	2B	Holyoke, MA/Holyoks HS/Deerfield Academy	6-0/170	252 AB, .278, 2 HR, 33 RBI
24	#Hutson, Tim	1986-88	TB	Battle Creek, MI/St. Philip HS	6-2/205	517 AB, .282, 28 HR, 128 RBI
<b>I-J</b>						
9	Iams, George	1980-81	OF	South Bend, IN/Clay HS	5-7/170	243 AB, .263, 1 HR, 21 RBI
	Iarocci, Anthony	1972, 74-75	C	Highland, IN/Bishop Noll HS	5-9/165	84 AB, .155, 0 HR, 4 RBI
29	Intlekofer, Ryne	2007-10	IF	Moorpark, CA/Moorpark HS	5-9/160	156 AB, .269, 4 3B, 2 HR, 26 RBI, 2 5B
7	Ispas, Dustin	2009	LHP	Rancho Cucamonga, CA/Los Osos HS	6-1/190	20.1 IP, 6.20 ERA, 0-1 (0), 15 K
	Jachym, Joseph	1927-29	P	Westfield, MA		14-6 record
8	#Jacobs, Frank	1989-91	1B/OF	Highland Hts, KY/Covington Catholic HS	6-5/245	590 AB, .303, 37 HR, 166 RBI
16	Jaeb, Tom	1956	3B	Claremont, MN	5-11/170	45 AB, .133, 0 HR, 1 RBI
	Jaeger, Bob	1968-70	LHP	Short Hills, NJ	5-9/175	55.2 IP, 2.59, 5-1, 42 RBI
7	#Jagiello, Eric	2011-13	OF	Downers Grove, IL/Downers Grove North HS	6-3/215	626 AB, .321, 47 2B, 27 HR, 124 RBI




**Bill Heyl (1909-11)** posted an .818 career winning percentage (18-4) and 20 complete games.



**Paul Horan**, who helped Notre Dame reach the 1971 NCAAAs, hit a team-high three home runs in 1972 and posted a .300 career batting average.



Former Notre Dame career home run leader **Frank Jacobs (37)** caught a touchdown pass in the 1989 Fiesta Bowl, as a tight end on the national-title winning football team.



**Tim Kalita (1997-99)**, a seventh-round draft pick of the Detroit Tigers in '99, finished his career with 214 strikeouts.


No.	Name	Years	Pos.	Hometown/Previous Team	Ht./Wt.	Career Statistics
5	Jamieson, Michael	1979-81	OF	Detroit, MI/Brother Rice HS	6-1/180	330 AB, 348, 0 HR, 59 RBI
27	Jaun, Gregory	1982-83	RHP	Cincinnati, OH/Moeller HS	6-4/195	60.0 IP, 6.90 ERA, 4-3 (1), 36 K
37	Johnson, Cole	2008-11	RHP	Hudson, OH/Hudson HS	6-3/200	262.2 IP, 4.32 ERA, 17-15 (0), 198 K
<b>30</b>	<b>Johnson, Forrest</b>	<b>2013-14</b>	<b>C</b>	<b>Hudson, OH/Hudson HS</b>	<b>6-2/202</b>	<b>259 AB, 224, 9 2B, 1 HR, 25 RBI, 2 5B</b>
22	Johnson, Grant	2002, '04	RHP	Burr Ridge, IL/Lyons Township HS	6-5/215	159.0 IP, 2.89 ERA, 14-5 (0), 137 K
	Johnson, Steven	1957	3B	Robbinsdale, MN	5-10/160	65 AB, 292, 2 HR, 13 RBI
20	Jones, A.J.	1993-94	RHP	Tinley Park, IL/Andrew HS	6-0/175	69.2 IP, 3.38 ERA, 7-3 (2), 36 K
38	Jones, Tyler	2003-05	RHP	Arlington, TX/James Martin HS	6-4/205	39.2 IP, 8.17 ERA, 3-1 (1), 24 K
	Judy, Robert	1943	RHP	Goshen, IN		1-0 record
<b>K</b>						
32	Kalita, Ryan	2002-03	RHP	Oak Park, IL/Oak Park River Forest HS	6-2/210	131.0 IP, 3.23 ERA, 14-1, 110 K
46	Kalita, Tim	1997-99	LHP	Oak Park, IL/Oak Park River Forest HS	6-1/220	214.0 IP, 4.00 ERA, 11-3 (1), 214 K
	Kanaley, Byron	1903-04	OF	Weedsport, NY		
	Kane, Mike	1921-23	IF	Springfield, MA	5-8/150	
	Kane, Paul	1932, 34	3B	Cresson, PA		
37	Kapala, Dan	2004-05, '07	RHP	Royal Oak, MI/Shrine Catholic HS	6-4/215	163.0 IP, 3.26 ERA, 9-10, 104 K
24	Karazim, Frank	1964-65	RHP	Jackson, MI/St. Mary's HS	6-3/205	117.1 IP, 3.30, 6-9, 82 K
29	Karkut, Mickey	1968-70	LHP	Bayonne, NJ	6-3/180	43.2 IP, 3.30 ERA, 3-3, 32 K
	Karpowicz, Joe	1978	RHP	Columbus, OH/Bishop Hartley HS	6-1/180	78.0 IP, 4.96 ERA, 4-9 (0), 45 K
	Keeley, Burt	1899-1900	RHP	Wilmington, IL	5-9/170	5-1 record
	Keenan, Joseph	1916-17	C/OF	Dixon, IL		
22	Keenan, Joseph	1969-70	C	Park Ridge, IL		144 AB, 319, 2 HR, 18 RBI
	Kelly, Albert	1909-10	2B/OF	Morris, IL	5-11/170	
	Kelly, Herb	1912-14	LHP	Mobile, AL	5-9/160	22-2 record
	Kelly, Michael	1941	C	Piper City, IL		
	Kelly, Neil	1945, '47	OF	Bridgeport, CT		
	Kelly, Timothy	1922-23	OF	Watersmeet, MI		
	Kenahan, Mike	1979-80	RHP	Providence, RI/Our Lady of Providence Prep	5-11/165	70.1 IP, 6.40 ERA, 5-2 (1), 43 K
19	Kennedy, Larry	1964-65	RHP	Tacoma, WA	5-9/170	81.1 IP, 2.99 ERA, 4-4, 54 K
	Kenny, Joseph	1913-15	C/OF	Pittsfield, MA		
14	Kent, Robbie	1993-94	IF	Evanston, IN/Memorial HS	5-10/165	324 AB, 364, 7 HR, 100 RBI
12	Kernan, Joe	1967-68	C/IF	South Bend, IN/St. Joseph's HS	5-10/165	159 AB, 245, 0 HR, 22 RBI
	Kerwin, Peter	1984		Green Bay, WI/Premontite HS		did not play
<b>31</b>	<b>Kerrigan, Scott</b>	<b>2013-14</b>	<b>RHP</b>	<b>Saugus, CA/Saugus HS</b>	<b>6-7/219</b>	<b>60.2 IP, 2.37 ERA, 3-1 (0), 33 K</b>
	Kiley, Roger	1921	2B	Chicago, IL/Fenwick HS	6-0/180	
	King, Bob	1952	OF	Oak Park, IL/Fenwick HS	5-10/185	48 AB, 208, 0 HR, 3 RBI
	Kisgen, Dick	1943	LF	Carroll, IA		
	Klein, Bob	1943-44, '47	3B	Buffalo, NY		
	Kline, Jake	1915-17	3B	Williamsport, PA		
	Kluck, Dick	1946-47	RHP	Chicago, IL/St. Philip HS	6-2/205	6-4 record
	Knecht, Mike	1998	C	Newport Beach, CA/Corona del Mar HS	5-6/155	87 AB, 287, 0 HR, 11 RBI
15	Kobloch, Pete	1946, '48-'49	SS	Yonkers, NY/Gorton HS	6-1/170	
21	Kocmalksi, Bob	1967-68	OF	Bayonne, NJ/Marist HS	6-1/185	141 AB, 333, 3 HR, 20 RBI
	Koeppling, Otto	1907	SS	Elgin, IL		
33	Kohorst, Elmer	1955-57	C	Albany, MN/Albany HS	6-2/190	254 AB, 323, 3 HR, 49 RBI
	Kolasa, George	1954	IF	Clarence, PA	5-11/165	103 AB, 262, 1 HR, 7 RBI
	Kolski, Alvin	1931	C	Chicago, IL		
33	Konopka, Stan	1951-53	RHP	Jersey City, NJ/Ferris HS	6-3/200	140.0 IP, 16-7, 93 K
13	Korpi, Wade	2005-08	LHP	Lake Worth, FL/Santalucas HS	5-10/190	262.0 IP, 3.61 ERA, 18-13 (0), 227 K
	Kot, Gregory	1979	RHP	Fairfax, VA/W.T. Woodson HS	6-0/170	48.2 IP, 7.03 ERA, 4-4 (0), 27 K
	Kovzelove, Alexander	1937-38	C	New York, NY		
	Kozak, George	1932	OF	Bedford, OH	6-2/200	
	Kozlik, Benny	1946-49	2B	Chicago, IL	5-8/155	
17	Krall, Matt	1990-91	C	Bedford, TX/Trinity HS	5-11/220	101 AB, 257, 3 HR, 22 RBI
44	Kraus, Tim	1992-95	RHP	Cincinnati, OH/Colerain HS	6-1/182	170.0 IP, 4.29 ERA, 15-6 (5), 84 K
	Kreis, Charles	1950	RF	Baltimore, MD	6-3/190	316 AB, 230, 3 HR, 16 RBI
	Krill, Phil	1969-71	IF	Erie, PA	6-0/185	606 AB, 248, 9 HR, 60 RBI
11	Kristowski, Alan	1964-65	2B	South Bend, IN	5-9/160	229 AB, 249, 3 HR, 30 RBI
	Krivik, Stanley	1946		Bloomfield, NY/Bloomfield HS	5-11/200	
<b>16</b>	<b>*Kutulis, Zak</b>	<b>2013-14</b>	<b>LHP/OF</b>	<b>Homer Glen, IL/Providence Catholic</b>	<b>6-2/201</b>	<b>302 AB, 272, 18 2B, 28 RBI, 12 5B</b> <b>28.0 IP, 2.25 ERA, 0-1 (0), 15 K</b> <b>95 AB, 274, 2 HR, 18 RBI</b>
30	Kwiatowski, Frank	1966-67	RF	Rochester, NY	6-0/185	
<b>L</b>						
12	Lackner, Larry	1981	RHP	South Bend, IN/Mishawaka Marian HS	6-1/185	34.1 IP, 6.29 ERA, 1-1 (4), 18 K
	Ladd, Mark	1979	RHP	Munster, IN	5-11/160	26.1 IP, 4.10 ERA, 2-3 (0), 7 K
	Lagger, Edwin	1932	RHP	Joliet, IL/DeLaSalle HS, Campion HS	6-3/200	2-2 record
37	Laird, Matt	2000-03	RHP	Bellaire, TX/Bellaire HS	6-0/185	143.1 IP, 3.96 ERA, 13-4 (6), 119 K
	Lally, Edward	1920	LHP	Sioux Falls, SD		2-0 record
	Lammers, Paul	1944	P	St. Henry, OH		
3	Langford, Tony	2005, '07-'08	OF/RHP	Fl. Worth, TX/Fl. Worth Country Day HS	6-0/185	50.0 IP, 2.34 ERA, 7-0 (2), 43 K; 193 AB, 269, 3 HR, 33 RBI
	*Lange, Hank	1973	OF/LHP	Guilderland, NY		
8	Lange, Henry	1983	IF/OF	Midlothian, VA/Benedictine HS	6-0/170	71 AB, 254, 0 HR, 5 RBI
34	Lapinskas, Mark	1997	LHP	Naperville, IL/Naperville Central HS	6-2/200	17.0 IP, 6.88 ERA, 1-0 (1), 16 K




*Mickey Karkut's concluded his career with a 2.89 ERA (1968-70).*



*Stan Konopka posted a 9-1 record in 1953, after allowing just 5.54 hits per nine innings in 1952.*



*Tim Kraus went 9-0 in 1994, and concluded his Irish career with a 15-6 record and five saves (92-95).*



*Pat Leahy – grandson of legendary Notre Dame football coach Frank Leahy – started 44 games from 1990-92 while compiling a 3.67 career ERA and 25-7 record, with 192 Ks.*


No.	Name	Years	Pos.	Hometown/Previous Team	Ht./Wt.	Career Statistics
11	LaRocca, Joe	1970-72	IF	Ft. Lauderdale, FL/Cardinal Gibbons HS	6-0/190	222 AB, 324, 5 HR, 32 RBI
	Lathrop, Ralph	1914-16	OF	Fenimore, WI	6-2/185	
18	Lavelle, Harold "H"	1955-56	IF	Compton, CA	5-8/150	
	"Lavery, Gene	1946-49	3B/SS	Brooklyn, NY	5-10/170	10 AB, 200, 0 HR, 0 RBI
	Lavery, Thomas	1919	P	Bridgeport, CT		2-2 record
	Law, John	1929	C	Yonkers, NY		5-9/160
3	#Layson, Greg	1991-94	2B	La Mesa, CA/Grossmont HS	5-10/165	700 AB, 321, 5 HR, 101 RBI
	"Lazzeri, Dave	1976	CF/LHP	Springfield, IL/Giffin HS	5-11/190	102 AB, 304, 1 HR, 17 RBI
	Leahy, Joe	1977	RHP	Literky Lake, WA/Joel E. Ferris HS	6-4/215	56.0 IP, 8.20 ERA, 2-9, 23 K
23	Lavelle, Pat	1990-92	RHP	Yakima, WA/Eisenhower HS	6-7/245	25.1 IP, 3.67 ERA, 25-7 (0), 192 K
36	"Leatherman, Dan	1997-98	1B/OF	Orland Hills, IL/St. Xavier Univ./Andrews HS	5-11/170	224 AB, 313, 9 HR, 27 RBI
	Lebrau, John	1945	P	Baltimore, MD/Calvert Hall HS		2-2 record
	Ledwidge, Jerry	1951-52	LHP	Pindney, MI		16.1 IP, 0-2, 14 K
29	Legas, David	1989	1B/LHP	Edina, MN/Edina HS	6-1/190	13.2 IP, 6.46 ERA, 1-1 (0), 13 K
13	Lennon, Chuck	1960-61	OF	Joliet, IL	5-10/180	233 AB, 248, 1 HR, 15 RBI
	Leonard, Jim	1933-34	P	Pedricktown, NJ/St. Joseph HS		6-0/185
	LeRose, Len	1951, '53	3B	Chicago, IL/Fenger HS	6-0/180	160 AB, 219, 0 HR, 15 RBI
	Lesso, Mike	1954-56	1B	Jersey City, NJ	5-10/180	184 AB, 250, 0 HR, 16 RBI
8	#Lezynski, Blaise	2012-14	OF	Newtown, PA/Notre Dame HS (NJ)	6-0/200	303 AP, 264, 19 2B, 3 HR, 47 RBI, 7 SB
27	#Licini, Dick	1967-68	1B	Yonkers, NY/Iona Prep	6-3/223	184 AB, 337, 7 HR, 35 RBI
20	Lidge, Brad	1997-98	RHP	Englewood, CO/Cherry Creek HS	6-3/200	129.2 IP, 4.86 ERA, 13-5 (1), 143 K
36	#Lidge, Ryan	2014	C	Barrington, IL/Barrington	6-2/207	87 AB, 264, 4 2B, 6 RBI, 6 BB, 3 R
2	Lilly, Brett	2005-08	2B/3B/SS	North Canton, OH/Hoover HS	5-8/165	816 AB, 336, 5 HR, 108 RBI
	Linbeck, Leo	1954	RHP	Houston, TX/St. Thomas HS	6-3/220	22.0 IP, 1-1, 5 K
	Lipton, Anthony	1948-50	RHP	Baltimore, MD/Mt. St. Joseph's HS	5-10/155	38.2 IP, 4-3, 20 K
3	Lisanti, Bob	1992-94, '96	C	Chicago, IL/Fenwick HS	5-10/180	567 AB, 284, 4 HR, 99 RBI
	Lisicki, John	1929-31	LHP	Amboy, NJ		8-2 record
34	Livorsi, Tony	1988-91	LHP	Glenview, IL/Notre Dame HS	5-11/170	134.1 IP, 5.09 ERA, 9-6 (5), 55 K
	Lomasney, Bill	1931-32	OF	Oklahoma City, OK		
	Lopes, Bob	1983-85	RHP	New Bedford, MA/New Bedford HS	6-4/220	143.2 IP, 5.14 ERA, 10-11 (0), 94 K
4	Lopez, Greg	2003-06	SS/3B	Upper Arlington, OH/Upper Arlington HS	6-0/185	746 AB, 294, 4 HR, 131 RBI
	Lordi, Joseph	1928-30	C	New York, NY		
	"Loughran, John	1985-87	OF	Stamford, CT/Rippowam HS	6-1/185	467 AB, 315, 5 HR, 72 RBI
25	Lucas, Bill	1972	RHP	Elmhurst, IL/Fenwick HS	6-4/205	35.1 IP, 5.09 ERA, 2-2, 24 RBI
19	Lucke, Dick	1968-70	OF	Wisconsin Dells, WI	5-11/175	261 AB, 284, 4 HR, 36 RBI
	Lujack, John	1944	OF	Connellsville, PA/Connellsville Public HS	6-0/180	
28	Lund, Ed	1988-90	C	Pasadena, CA/St. Francis HS	6-2/205	507 AB, 308, 10 HR, 116 RBI
16	Lupton, Ed	1963-65	LHP	Ventura, CA	5-11/167	161.2 IP, 3.06 ERA, 15-7, 135 K
28	"Lux, Tom	1967-69	3B	Phoenix, AZ	6-0/205	132 AB, 311, 1 HR, 20 RBI
	Lynch, Robert	1899-1901	SS	Chicago, IL		

**M**

	MacDonald, Thomas	1963	IF	Downey, CA/Plus X. HS	5-11/180	113 AB, 283, 1 HR, 19 RBI
	Machado, Robert	1948-49	OF	Oakland, CA	5-9/180	
5	Macri, Matt	2002-04	SS/3B	Clive, IA/Dowling HS	6-2/190	519 AB, 316, 19 HR, 104 RBI
22	Madsen, Erik	1987-89	RHP	Great Falls, MT/C.M. Russell HS	6-3/190	239.2 IP, 4.24 ERA, 18-12 (1), 147 K
	Magaveney, Hugh	1922-24	P	Memphis, TN		20-5 record
	Mahannah, Walt	1946-49	P	Memphis, TN		18-8 record
	Maier, Richard	1946-49	C	Kalamazoo, MI/St. Augustine's HS	5-10/175	
	Mahoney, John	1930-31	SS	Chicago, IL		
25	Mainieri, Nick	2004-05	C	South Bend, IN/St. Joseph's HS	5-11/190	8 AB, 125, 0 HR, 2 RBI
54	Maisano, Adam	1990-92	DH	Atlanta, GA/Riverwood HS	5-8/245	230 AB, 257, 13 HR, 69 RBI
	Maloney, Jim	1909-10	SS	New Upper Falls, MA		5-9/160
3	Mancini, Trey	2011-13	1B	Winter Haven, FL/Winter Haven HS	6-5/205	620 AB, 345, 39 2B, 28 HR, 133 RBI, 10 SB
	Mandjick, Michael	1938-39	LHP	Kalamazoo, MI		8-3 record
	Mangin, Joseph	1918	C	Newark, NJ		
	Manning, Bob	1951	2B	Peoria, IL/Spalding Institute		80 AB, 200, 1 HR, 7 RBI
	#Manning, Jim	1950-51	IF	Brooklyn, NY/Brooklyn Prep	5-11/170	76 AB, 237, 0 HR, 11 RBI
	Mannix, Charles	1931	P	Washington, D.C.		2-3 record
34	ManSHIP, Jeff	2005-06	RHP	San Antonio, TX/Reagan HS	6-1/195	116.2 IP, 3.39 ERA, 11-3 (1), 131 K
4	Mapes, Mark	1993-94	OF/1B	Painted Post, NY/Painted Post HS	5-9/170	184 AB, 346, 3 HR, 56 RBI
	Maranik, Kenneth	1944				
20	Markson, Charlie	2010-13	OF	Whitefish Bay, WI/Whitefish Bay HS	6-2/195	431 AB, 253, 11 2B, 2 HR, 49 RBI, 34 SB
38	Martin, Casey	2008-10	TB	Chesterton, IN/Chesterton HS	6-4/250	364 AB, 310, 14 2B, 10 HR, 63 RBI
	Martin, Tom	1945, '49-50	LF	Detroit, MI	5-8/175	158 AB, 285, 1 HR, 19 RBI
	Martin, William	1944	P			
14	#Martinez, Jason	1989-90	3B/C	Richland, WA/Richland HS	5-10/180	140 AB, 307, 1 HR, 24 RBI
11	Matre, William	1981-83	RHP	Park Forest, IL/Rich East HS	6-0/160	166 IP, 3.58 ERA, 15-11 (0), 108 K
	Matthews, Francis	1933	OF	Highland Falls, NY		
21	Matthews, John	1962-63	IF	Watervliet, NY/Christian Brothers HS	6-0/175	131 AB, 260, 3 HR, 20 RBI
	Mauk, Paul	1985	RHP	Teatckett, MA/Falmouth HS	6-1/190	47.1 IP, 5.51 ERA, 3-4 (0), 21 K
16	Maust, Eric	2007-10	RHP	Alpharetta, GA/Blessed Trinity HS	6-1/185	266.0 IP, 4.84 ERA, 15-12 (1), 138 K
	Mayer, Gary	1973	C/OF	Crestline, OH/Crestline HS	6-0/180	57 AB, 246, 0 HR, 4 RBI
11	"Mayo, John	1944-47	OF	Youngstown, OH/Rayen HS	6-1/190	
18	Mazur, Steven	2008-10	RHP	Round Rock, TX/Stony Point HS	5-11/195	74.1 IP, 6.42 ERA, 4-4 (9), 77 K
	McCarrick, Joseph	1893-94	3B	Norfolk, VA		



Catcher **Bob Lisanti** ('92-'96) played in 216 games and became the program's first three-year captain while directing 13 pitchers who went on to play pro ball.



**Hugh Magaveney** went 20-5 in his career ('22-'24) and threw the first three innings of a 1923 no-hit shutout vs. Beloit (**Dick Falvey** tossed the final four innings).




**Walt Mahannah** earned four monograms ('46-'49) during the post-World War II era while compiling an 18-8 career record.



Lethander **Mike Mandjick** threw a nine-inning, solo no-hitter — doing so in a 1938 5-0 win over the University of Chicago.

No.	Name	Years	Pos.	Hometown/Previous Team	Ht./Wt.	Career Statistics
5	<b>McCarthy, Nick</b>	2013-14	RHP	Westfield, IN/Cathedral	6-2/192	118.2 IP, 4.85 ERA, 7-11 (1), 69 K
	McCarthy, Frank	1906	OF/C	Elgin, IA		
	McCarthy, Leo	1920	C	Nauvton, WI		
	McCleary, William	1926, '29	SS	Brooklyn, NY		
28	McConnell, Cameron	2008-11	C	Bannockburn, IL/Deerfield HS	6-1/205	367 AB, .248, 13 2B, 6 HR, 58 RBI
	McDemott, James	1892	3B	Chicago, IL		
	McDonald, Angus	1897-1900	1B	Houston, TX	5-11/170	
	McDonough, Edward	1908-09	C	Elgin, IL	6-0/160	
20	*McGinn, Dan	1965	LHP	Omaha, NE/Cathedral HS	6-0/190	74.2 IP, 5.42 ERA, 5-6, 105 K
	McGinnis, William	1895	C	Ft. Howard, WI		
	McGrath, Frank	1924		Omaha, NE		
	McGrath, James	1931-33	OF	Rochester, NY		
	McGrath, Michael	1950	RHP	Lakewood, OH	5-9/155	23.1 IP, 2-1, 4 K
	*McGraw, Tommy	1970-71	OF	Weedsport, NY/Weedsport Central HS	6-0/170	59 AB, .254, 0 HR, 8 RBI
	McGuire, Bob	1919		Chicago, IL	6-0/200	
	McGurk, Jim	1945	1B	Montclair, NJ/Montclair HS	6-0/185	
	McHale, John	1943	1B	Detroit, MI/Catholic Central HS	6-3/210	
	McHale, Tom	1948	OF	Detroit, MI	6-0/175	
22	McIver, Anthony	2011	LHP	Vista, CA/Rancho Buena Vista HS	6-4/190	43.0 IP, 2-5, 3.77 ERA, 33 K
	McKee, Francis	1894	CF	Versailles, KY		
	McKee, John	1907-09	CF	Chicago, IL		
	McKenna, Coe	1908	3B	Portland, OR		
45	*McKeown, Chris	1997-99	LHP	Arlington Hts, IL/Bufalo Grove HS	6-3/215	182.1 IP, 3.85 ERA, 13-7 (1), 149 K
15	McMurray, Jason	2012	SS	West Des Moines, IA/Dowling Catholic HS	6-1/185	78 AB, .218, 3 2B, 1 HR, 6 RBI, 1 SB
12	*McNamara, Jerry	1961	C	Decatur, IL	6-3/190	40 AB, .250, 2 HR, 6 RBI
	*McNeill, Michael	1985	C	South Bend, IN/St. Joseph's HS	6-1/175	87 AB, .287, 4 HR, 21 RBI
	McNerney, Lawrence	1905-06	2B	Elgin, IL		
	McNichols, Francis	1897-98	3B	Chicago, IL		
10	*Mee, Cory	1989-92	3B/C	Hilton, NY/Hilton Central HS	5-10/190	627 AB, .303, 6 HR, 114 RBI
14	Mendiola, Eddy	2006-07, '09	3B	Miami, FL/Palmer Trinity HS	6-0/220	64 AB, .266, 3 2B, 0 HR, 10 RBI
	Mettler, Victor	1934-35	OF	Hammond, IN/Hammond HS	5-10/155	
	Metzger, John	1941-42	P	Louisville, OH		
	Metzler, Mike	1984	1B/3B	Niagara Falls, NY/Niagara Falls HS	6-0/180	136 AB, .412, 6 HR, 49 RBI
	Meyer, Joseph	1914-17	DH/1B/OF	Cincinnati, OH		
17	Meyer, Ken	1999-2002	1B/F	Fort Myers, FL/Bishop Verot HS	6-0/205	432 AB, .282, 9 HR, 54 RBI
25	Michaich, Mike	1990	RHP/OF	Lake Oswego, OR/Lakeridge HS	6-2/190	52 AB, .120, 0 HR, 1 RBI
31	*Michalak, Chris	1990-93	LHP	Lemont, IL/Joliet Catholic HS	6-2/190	372.2 IP, 3.21, 34-13 (12), 263 K
	Miles, Frank	1919-21	SS	St. Louis, MO	6-0/165	
8	Miller, Thomas	1973-74	IF	Indianapolis, IN	5-8/150	167 AB, .228, 0 HR, 23 RBI
19	Miller, Todd	2008-11	RHP	Franklin, TN/Montgomery Bell Academy	6-3/195	148.2 IP, 4.18 ERA, 7-6 (6), 82 K
5	Mills, David	2008-10	OF/LHP	Battle Creek, MI/Lakeview HS	5-9/165	504 AB, .325, 17 2B, 11 3B, 6 HR, 86 RBI; 68.2 IP, 4.46 ERA, 4-2 (3), 44 K
	Mills, Rupert	1913-15	1B/2B	Newark, NJ/Barringer HS	6-2/190	
23	Mitchell, Jack	1959-61	RHP	Riverdale, IL/Mount Carmel HS	6-3/180	148.1 IP, 2.49 ERA, 12-8, 125 K
	Mohardt, Johnny	1919-21	P/CF/3B	Gary, IN	5-10/165	6-1 record
	Mohr, Robert	1937	OF	Howells, NE		
52	Mohs, Larry	1994-95, '97	RHP	Nutley, NJ/Nutley HS	6-8/225	117.2 IP, 2.52 ERA, 7-5 (10), 91 K
	Moir, John	1937	1B/OF	Niagara Falls, NY/Niagara Falls HS	6-2/185	
	Moahan, Richard	1896	OF	Charlotte, IA		
24	Montagano, Jim	1978-79, '81	C	Elkhart, IN/Elkhart Memorial HS	6-1/190	323 AB, .325, 10 HR, 72 RBI
	Mooney, Edward	1916	OF	Pittsburgh, PA		
	Moore, Daniel	1925-27	OF/IF	Baltimore, MD		
	Moore, Elwyn	1920		Kewanee, IL		
	Moran, John	1928-30	OF	Oak Park, IL		
5	Moran, Jack	1982-85	2B	Memphis, TN/Christian Brothers HS	5-5/145	568 AB, .280, 0 HR, 60 RBI
	Morgan, James	1900-01	1B/P	Neola, IA		0-1 record
	Morgan, Larry	1920-21	RF	Chicago, IL	5-11/165	
32	Morris, Jim	1957-58	IF	Quincy, IL	6-3/200	164 AB, .390, 9 HR, 44 RBI
33	<b>Mosey, Phil</b>	2012-14	INF	<b>Fishers, IN/Cathedral HS</b>	<b>6-2/204</b>	<b>173 AB, .191, 8 2B, 5 HR, 23 RBI</b>
	Moshier, Mike	1986-89	2B	Rome, NY/Rome Free Academy HS	5-5/160	524 AB, .288, 4 HR, 64 RBI
16	Mottl, Ron	1955	RHP	Parma, OH/Parma HS	6-2/180	
	Mottz, Charles	1915-16	OF/C	St. Cloud, MN		
	Murphy, George E.	1916-17	P	Oaklawn, TX		
	Murphy, George L.	1920, '22	C	St. Cloud, MN		
	Murphy, John	1985	3B	Crystal Lakes, IL/South HS	5-10/170	57 AB, .211, 1 HR, 9 RBI
	Murray, James	1925	SS	Ft. Leavenworth, KS		
	Murray, John "Red"	1905-06	C/OF/2B	Amot, PA	5-10/190	
	Murray, Patrick	1918-19	LHP	Akron, NY	6-0/175	14-3 record
2	Murray, Tim	2003	IF	Shrub Oak, NY/Lakewood HS	6-2/190	42 AB, .357, 0 HR, 8 RBI
20	Murray, Tom	1990	OF	St. Paul, MN/St. Thomas Academy	5-9/160	43 AB, .302, 0 HR, 7 RBI
25	Musto, John	1965-66	OF	Stockton, CA	5-9/170	155 AB, .290, 2 HR, 23 RBI




**Mike Metzler** rapped out a .412 batting average in 1984, good for second-best in school history at the time.



**George Murphy** tossed the first nine-inning no-hitter by a Notre Dame pitcher, in a 1917 win over St. Viator (9-0).



**Chris Niesel** (2002-04), a ninth-round pick of the Cleveland Indians in '04 draft, captured BIG EAST Pitcher of the Year in '03 and finished his career with a 4.09 strikeout-to-walk ratio.



**Daniel Nespo** served as an outfielder and third baseman, hitting .313 as captain of the '56 team that advanced to the NCAA's.

**N**

	Nardone, Joseph	1937-39	OF	Tiltonville, OH		
6	Naumann, Mike	1998-2001	LHP	Tucson, AZ/Salpointe Catholic HS	6-0/180	124.2 IP, 4.11 ERA, 10-2 (1), 58 K
	Nemes, Bob	1949-51	RHP	Jersey City, NJ	6-2/160	48.2 IP, 10-10, 28 K

No.	Name	Years	Pos.	Hometown/Previous Team	Ht./Wt.	Career Statistics
20	*Nespo, Daniel	1950-'55-'56	SS	Michigan City, IN/Elston HS	6-0/180	196 AB, 255, 6 HR, 35 RBI
16	Netzey, Alex	2003-06	OF	Dolton, IL/Thorndike HS	6-1/200	501 AB, 279, 5 HR, 55 RBI
26	<b>Nevant, James</b>	<b>2013-14</b>	<b>OF/1B</b>	<b>Asheville, N.C./T.C. Roberson</b>	<b>6-1/210</b>	<b>52 AB, 115, 1 2B, 3 RBI, 1 SB</b>
	Newning, Harry	1913-14	3B	Houston, TX		
	Newning, Samuel	1913	SS	Houston, TX		
	Niemsel, John	1927-28		Bellaire, OH	5-8/170	
10	Nichel, Chris	2002-04	RHP	Plantation, FL/St. Thomas Aquinas HS	6-0/205	272.2 IP, 3.21 ERA, 21-4 (2), 233 K
1	Norton, Adam	2010-13	INF/RHP	Highland, IN/Andreas HS	6-2/195	264 AB, 242, 16 2B, 3 HR, 32 RBI; 283.0 IP, 3.50 ERA, 18-12 (1), 188 K 65.2 IP, 4.52 ERA, 5-6, 22 K
19	Noe, Jim	1970-72	RHP/1B	Toledo, OH	6-3/195	
	Nolan, Cyril	1930		Davenport, IA		
	Nolan, Roger	1923-25	1B	Davenport, IA		
	Nowicki, Sebastian	1941	P	South Bend, IN/Central HS		3-5 record
21	*Nussbaum, Dick	1971-74	CF	Moon Township, PA/Moon Township HS	6-0/170	329 AB, 277, 1 HR, 33 RBI
3	Nussbaum, Matt	1999-2000	LF/CF	South Bend, IN/St. Joseph's HS	6-1/200	442 AB, 274, 5 HR, 70 RBI

**O**

	Oberbruner, Kenneth	1939-40	C	Ashland, WI/DePadua HS	5-11/175	
	O'Boyle, Harry	1925-27	OF	Des Moines, IA	5-9/165	
15	O'Brien, Pat	1986-88	OF/C	Minneapolis, MN/St. Thomas Academy	6-2/185	254 AB, 272, 1 HR, 40 RBI
	O'Brien, William	1896	OF	Chicago, IL		
	O'Connell, Frank	1911-13	SS	Williamsport, PA		
	O'Conner, Daniel	1902-05	3B	Chicago, IL		
	O'Conner, James	1931	OF	Springfield, MA		
	O'Conner, Richard	1934		Highwood, IL		
	O'Conner, Thomas	1970-71	IF	Cumberland, RI	5-10/155	124 AB, 218, 1 HR, 12 RBI
19	O'Drabinak, John	1955	OF	Whiting, IN	6-1/180	45 AB, 156, 0 HR, 1 RBI
20	Ogilvie, Peter	2001-03	RHP	Buffalo Grove, IL/Stevenson HS	6-3/220	166.2 IP, 4.21 ERA, 14-10, 118 K 11-3 record
	O'Gorman, Samuel	1905-06	P	Worcester, MA		
38	O'Hagan, Tom	1997-98	RHP	Crystal Lake, IL/Crystal Lake Central HS	6-3/180	36.2 IP, 3.68 ERA, 2-1 (3), 24 K
	O'Keefe, Dennis	1930-32	3B	Standish, MI		
25	O'Keefe, Pat	1996-97	OF	Grand Ledge, MI/Grand Ledge HS	5-11/180	143 AB, 252, 1 HR, 15 RBI
14	O'Leary, Richard	1960-61	1B/OF	Terre Haute, IN/Schulte HS	6-1/180	180 AB, 300, 8 HR, 34 RBI
20	Olvey, Derek	2004-05	RHP	Pelham, AL/Pelham HS	6-2/205	63.2 IP, 5.09 ERA, 3-2 (0), 32 K
	O'Neill, Joe	1937		Phoenixville, PA	6-2/185	
	O'Neill, John	1905	OF/3B	Chicago, IL		
17	O'Neill, Kevin	1964	RHP	Albany, NY	6-2/170	42.2 AB, 4.01 ERA, 3-3, 44 RBI
9	*O'Neill, Mike	1974-75	OF	Rochester, NY/McQuaid Jesuit	5-8/160	140 AB, 229, 2 HR, 16 RBI
	O'Neill, Pat	1951	OF	Chevy Chase, MD	6-0/175	
	O'Neill, Phillip	1899-1902	C	Anderson, IN/Anderson HS		
	O'Neill, Walter A.	1894		St. Louis, MO		
	O'Neill, William	1932-34	C	Albany, NY		
20	*Orga, Bill	1968-70	OF	Pittsburgh, PA	5-11/173	146 AB, 308, 3 HR, 36 RBI
16	*Orga, Frank	1966-68	OF/1B	Pittsburgh, PA/North Catholic HS	5-9/160	173 AB, 277, 2 HR, 14 RBI
27	<b>Orwick, Jim</b>	<b>2014</b>	<b>LHP</b>	<b>Findlay, OH/Findlay</b>	<b>5-11/190</b>	<b>18 APP, 7.45 ERA, 9.2 IP, 0-0 (0), 850</b>
18	Osgood, Walt	1960-62	C	Compton, CA/St. Anthony's HS	6-0/190	197 AB, 279, 4 HR, 34 RBI
27	*O'Toole, Paul	1999-2002	C	Lakewood, OH/St. Ignatius HS	6-1/205	809 AB, 305, 31 HR, 163 RBI

**P**


	Palermo, Joseph	1929-30	SS	Vicksburg, MS		
26	Palinhich, Nick	1959-61	RHP	West Orange, NJ/Seton Hall Prep	6-2/180	148.2 IP, 2.36 ERA, 12-4, 115 K
	Palmer, Ricky	2013	C	Orland Park, IL/Brother Rice	6-0/200	9 AB, 111, 1 2B
	Palmisani, Frank	1932-34	3B	Brooklyn, NY		
	Palt, Charles	1931-32	LHP	Chicago, IL		11-3 record
	Panic, James	1970-71	IF	Muskegon, MI	6-1/195	43 AB, 186, 0 HR, 3 RBI
	Parisien, Arthur	1926	OF	Haverhill, MA	5-7/148	
7	Parker, Christian	1995-96	RHP/DH	Albuquerque, NM/Eldorado HS	6-0/203	149.0 IP, 4.65 ERA, 12-8 (0), 76 K 109 AB, 303, 6 HR, 16 RBI
19	Passilla, Mike	1987-89	RHP	Windermere, FL/Bishop Moore HS	6-2/195	200.1 IP, 4.85, 17-11 (3), 78 K
	Passinault, Steve	1983-84	CF	Grand Rapids, MI/Catholic Central HS	5-10/180	219 AB, 224, 2 HR, 21 RBI
	*Pavela, Steve	1943, '47-'48	OF	LaCrosse, WI/Aquinas HS	5-9/160	
5	Pavlina, Craig	1988	C	Whiting, IN/Bishop Noll HS	5-10/175	60 AB, 217, 1 HR, 8 RBI
	Pearson, James	1924-26	3B	Saginaw, MI		
42	*Peltier, Dan	1987-89	1B/OF	Clifton Park, NY/Shenendehowa HS	6-1/205	633 AB, 406, 28 HR, 202 RBI
	Perce, William	1905-07	P	Elgin, IL		12-2 record
7	*Perconete, Jeff	1997-2000	IF/OF	Arlington Hts, IL/Buffalo Grove HS	5-11/190	411 AB, 260, 6 HR, 60 RBI
	Perry, Victor	1934	OF	Helper, UT		
12	*Pesavento, Pat	1986-89	SS	Lockport, IL/Juliet Catholic HS	6-3/180	806 AB, 367, 2 HR, 109 RBI
32	Peters, Brian	1967-68	C	Brooklyn, NY	6-2/195	47 AB, 362, 0 HR, 4 RBI
	Petitclair, Paul	1962	RHP	Waukegan, IL	6-2/215	40.1 IP, 5.58 ERA, 2-2, 39 K
	Petzzelka, Ray	1946-49	OF/1B	Cedar Rapids, IA/Roosevelt HS	6-3/180	
	Petersch, Thomas	1954	C	Grand Rapids, MI	5-7/155	11 AB, 000, 0 HR, 0 RBI
13	Petzold, Herman	2010-11	INF	Saint Clair Shores, MI/De LaSalle HS	5-8/175	198 AB, 283, 11 2B, HR, 20 RBI, 4 SB
16	*Phelps, Dan	1970-72	C/OF	Merrill, WI/Merrill Senior HS	5-10/185	62 AB, 274, 3 HR, 10 RBI
35	Phelps, David	2006-08	RHP	Hazelwood, MO/Hazelwood HS	6-3/190	230.0 IP, 3.60 ERA, 15-10, 200 K
15	Phelps, Jim	1968-70	LHP	Wayzata, MN	6-0/170	89.2 IP, 2.91 ERA, 6-4, 73 RBI
	Phibin, Dave	1917	C/1B	Portland, OR	6-1/215	



*Sam O'Gorman was one of Notre Dame's top pitchers of the early 1900s, posting an 11-3 record from 1905-06 (when ND went 26-14).*



*Phillip O'Neill was one of the first monogram winners in program history, as a catcher with the growing program during the 1899-1902 seasons.*




*Pat Pesavento, a 17th-round selection by the Detroit Tigers in '89, made 204 consecutive starts (Apr. 5, 1986 - May 28, 1989) in his career and scored 246 runs.*




*Tim Pollock was the baseball program's first Academic All-American (1977) and posted a .362 career batting average.*


No.	Name	Years	Pos.	Hometown/Previous Team	Ht./Wt.	Career Statistics
	Phillips, Wendell	1908-11	OF/P	Milford, MA		1-1 record
	Pilney, Andy	1934-36	OF	Chicago, IL/Harrison Tech	5-11/175	
	Pinelli, Ray	1939-41	SS	San Francisco, CA	5-9/165	
	Pinelli, Roy	1939	RHP	San Francisco, CA		
40	Piotrowski, Brian	1987-90	RHP	North Liberty, IN/Washington HS	6-1/185	337.2 IP, 3.17, 27-17 (2), 201 K
19	Pittman, Mark	1970-'74	RHP	Avon, MA/Phillips Exeter Academy	6-0/180	103.0 IP, 6.29 ERA, 3-9, 71 K
	Pliska, Joseph	1915	OF	Chicago, IL	5-10/170	
	Polisky, John	1926-27	OF	Bellaire, OH		
4	Pollock, A.J.	2007-09	3B	Hebron, CT/RHAM HS	6-1/200	653 AB, 363, 41 2B, 10 3B, 17 HR, 122 RBI, 60 SB 149 AB, 362, 5 HR, 34 RBI
	Pollock, Tom	1976-77	C	Mahwah, NJ/St. Joseph Regional HS	6-0/180	
	Ponzevic, Joe	1936	1B/2B	Chicago, IL		
13	Poppoletto, Bret	1995-96	OF	Pittsburgh, PA/North Allegheny HS	5-11/190	136 AB, 243, 2 HR, 17 RBI
10	Porzel, Alec	1998-2001	IF/OF	Lisle, IL/Naperville North HS	6-0/195	897 AB, 311, 37 HR, 216 RBI
20	Powell, Steve	1984-86	RHP	Bakersfield, CA/Buffalo (WY) HS	6-2/180	98.1 IP, 7.87 ERA, 8-8 (0), 68 K
	Powell, William	1932-34	2B/3B	Brooklyn, NY		
	Powers, Michael	1897-98	C	Adams, MA		
	Prendergast, Edward	1924-25	2B	St. Louis, MO		
41	"Price, Tom	1991-94	LHP	Edwardsville, IL/Edwardsville HS	6-0/185	377.1 IP, 2.70 ERA, 40-8 (5), 276 K
1	Priester, Tim	1981-82	2B	South Bend, IN/Marian HS	6-2/175	230 AB, 283, 0 HR, 30 RBI
	Prokop, George	1920-22	IF/OF	Youngstown, OH	5-9/170	
27	"Prybyl, Paul	1994-95	LHP	LaPorte, IN/LaPorte HS	6-0/180	33.0 IP, 3.27 ERA, 1-0 (5), 28 K
	Pullano, Rick	1976-79	SS	Skokie, IL/Holy Cross HS	5-9/165	485 AB, 338, 0 HR, 49 RBI
	Puplis, Andrew	1937	SS	Chicago, IL/Harrison Tech	5-8/170	
<b>Q-R</b>						
	Quigley, Tom	1910-11	OF	Chicago, IL		
	Quinlan, Joseph	1924	2B	Ft. Bayard, NM		
	Quinn, James	1925-26	1B	Salina, KS		
	Raba, Elmer	1946	OF	Washington, D.C./Gonzaga HS	6-0/190	
	Rascher, Norbert	1933-34	P/OF	Beecher, IL	6-1/190	
	Ratterman, George	1945	SS	Cincinnati, OH		
	Rauch, Edward	1896	SS	Indianapolis, IN		
	Reagan, Harold	1934-36	SS	Yakima, WA		
31	"Reardon, Tim	1963	1B/OF	San Francisco, CA/St. Ignatus HS	5-10/165	40 AB, 125, 0 HR, 2 RBI
	Reed, Ron	1965	RHP	LaPorte, IN/LaPorte HS	6-6/205	64.2 IP, 4.04 ERA, 2-2 (0), 47 K
	Reese, Frank	1922	1B/3B	Robinson, IL		
	Regan, George	1910-13	LHP	Chicago, IL		9-4 record 237 AB, 266, 2 HR, 30 RBI
25	Reilly, Hal	1952-54	IF	Staten Island, NY	5-10/170	
	"Reither, Phil	1944	1B	St. Louis, MO/St. Louis University HS	5-10/175	
22	Reschan, Robin	1970-72	IF	San Clemente, CA	6-0/170	128 AB, 336, 7 HR, 32 RBI
31	Restovich, George	1966-67	RHP	Shreveport, LA/Jesuit HS	6-2/190	66.0 IP, 3.68 ERA, 5-3, 36 K
24	"Restovich, George	1994-96	C/1B	Rochester, MN/Mayo HS	6-1/205	551 AB, 327, 22 HR, 155 RBI
	Reulbach, Ed	1903-04	RHP/OF	St. Louis, MO/Manual Training HS	6-1/190	10-6 record
21	Reynolds, John	1954	LHP	Maplewood, NJ	6-1/170	75.1 IP, 3-6, 41 K
4	<b>Richards, Lane</b>	<b>2013-14</b>	<b>INF</b>	<b>Pendleton, OR/Pendleton</b>	<b>6-0/189</b>	<b>325 AB, 249, 17 2B, 32 RBI, 3 SB</b>
	Richards, Rowan	1993-96	OF	Bloomfield, NJ/Bloomfield HS	6-0/195	480 AB, 277, 16 HR, 88 RBI
14	<b>Richardson, Kyle</b>	<b>2013-14</b>	<b>OF</b>	<b>Park Ridge, IL/Maine South</b>	<b>6-0/192</b>	<b>111 AB, 153, 7 RBI, 6 SB</b>
23	Richter, Ryan	2009-10-12	LHP	South Bend, IN/St. Joseph's HS	6-3/205	76.2 IP, 5.40 ERA, 6-6 (0), 51 K
24	Riddell, Mike	1970-73	RHP	San Bernardino, CA/Aquinas HS	6-2/185	161.0 IP, 3.58 ERA, 9-14, 100 K
30	Ridge, Joe	1951-53	CF	San Francisco, CA/Zone/Balboa HS	6-0/170	210 AB, 300, 0 HR, 25 RBI
30	Rieder, Mike	1963-64	C/OF	Madison, WI/Edgewood HS	6-0/180	99 AB, 242, 0 HR, 10 RBI
17	Rizzo, Cody	2003-06	OF/C	Temecula, CA/Chaparral HS	6-1/195	713 AB, 273, 17 HR, 127 RBI
2	Robinson, Alex	2009-12	OF	Dallas, TX/First Baptist Academy	6-0/170	317 AB, 256, 7 2B, 33 RBI, 4 SB
	"Rodems, Greg	1978-80	OF	Orchard Park, NY/Canisius HS	5-8/165	210 AB, 249, 2 HR, 39 RBI
27	"Roemer, Bob	1970-73	C	South Holland, IL/Thornridge HS	6-3/200	302 AB, 228, 2 HR, 53 RBI
18	Rogers, John	1967-69	1B/SS	Lockport, IL/Lockport Central HS	6-2/180	210 AB, 200, 0 HR, 21 RBI
20	Rogers, Scott	1986-87	OF	Carmel, IN/Carmel HS	6-0/190	327 AB, 272, 6 HR, 42 RBI
	Romanin, Albert	1931	P	South Euclid, OH		0-1 record
	Ronay, Steve	1925-27	P	Cleveland, OH		10-9 record
5	Rooney, Mike	1991-92	OF	Newton Square, PA/Malvern Prep	5-9/183	76 AB, 224, 0 HR, 9 RBI
19	Rosenthal, Dick	1952-53	1B	St. Louis, MO/McBride HS	6-5/210	188 AB, 239, 2 HR, 34 RBI
49	"Rotkis, Mike	1988-90	RHP	Lancaster, OH/Fisher Catholic HS	5-11/185	160 AB, 331, 5 HR, 31 RBI
37	<b>Rubbinaccio, Kyle</b>	<b>2013</b>	<b>RHP</b>	<b>Manalapan, NJ/Manalapan</b>	<b>6-3/200</b>	<b>15.0 IP, 8.40 ERA, 0-1 (0), 13 K</b>
	Ruell, Ulic	1907-08	C	Linwood, MA	5-9/170	
12	Rump, Kenneth	1972	IF	Bloomfield, MI	5-11/160	49 IP, 347, 2 HR, 5 RBI
	Russo, Albert	1931-32	OF	Wilkes Barre, PA		
	Rust, Oscar	1928-29	P	Little Rock, AR		14-7 record
30	Rusteck, Rich	1961-63	LHP	Chicago, IL	6-2/170	109.2 IP, 3.45 ERA, 5-6, 131 K
	Ryan, Bill	1908-10	RHP	Cleveland, OH/Shaw HS		12-1 record
	Rydel, Oscar	1936-37	LHP	Chicago, IL		
	Rykovich, Julius	1944	OF	Gary, IN	6-1/190	
<b>S</b>						
52	Sabatino, Steve	2009-10-12	LHP	Lockport, IL/Lockport Township HS	6-2/200	138.2 IP, 4.93 ERA, 6-7 (0), 120 K
	Sagartz, John	1933	P	Chicago, IL		2-2 record



Former third baseman **Tim Priester** has covered Notre Dame athletics for over 25 years, most recently with *IrishIllustrated.com*.



**Rick Pullano** was a .338 career hitter and slick-fielding shortstop for the Irish during the late 1970s.



**Rich Rusteck** posted a 2.18 ERA and 12.14 K/9 IP in 1963 and finished with a 10.75 career strikeout average.




**Bill Ryan's** 9-0 start in 1910 was one shy of the Notre Dame record for undefeated starts – until Aaron Heilman's 15-0 mark in 2001.


No.	Name	Years	Pos.	Hometown/Previous Team	Ht./Wt.	Career Statistics
	Salmon, Louis "Red"	1903-04	RF	Syracuse, NY	5-10/175	
45	Samardzija, Jeff	2004-06	RHP	Valparaiso, IN/Valparaiso HS	6-5/215	240.1 IP, 3.82 ERA, 21-6 (1), 159 K
	San Filippo, Frank	1942	LF	Poughkeepsie, NY/Poughkeepsie HS	5-10/170	
	Sanchez, Javi	2002-04	IF/C	Miami, FL/Christopher Columbus HS	6-3/205	661 AB, 281, 8 HR, 96 RBI
<b>12</b>	<b>Sanchez, Riddy</b>	<b>2013</b>	<b>C</b>	<b>Miami, FL/Flanagan HS</b>	<b>6-0/205</b>	<b>91 AB, 242, 4 2B, 6 RBI, 5 SB</b>
8	Sass, James	1988-89	OF/2B	Louisville, KY/St. Xavier HS	6-1/195	389 AB, 357, 3 HR, 77 RBI
27	Sauget, Richard, Sr.	1964-66	C	Belleville, IL/Catholic HS	6-3/205	192 AB, 307, 7 HR, 35 RBI
54	Sauget, Rich, Jr.	1994-96	RHP	Sauget, IL/Belleville Althoff HS	6-4/230	103.2 IP, 3.13 ERA, 3-3 (9), 47 K
	Scafati, Andy	1936	1B	Dedham, MA		
	Scanlan, Francis	1907-09	LHP	Syracuse, NY/Syracuse HS	6-1/175	19-3 record
	Scanlan, Ray	1908-09	C	Syracuse, NY		
	Scarpelli, Leonard	1944	OF	San Jose, CA		
24	*Scarpelli, Nick	1968-70	2B	Spokane, WA	5-8/158	307 AB, 264, 1 HR, 36 RBI
	Scarpitto, Bob	1960	SS	Rahway, NJ/Rahway HS	5-10/190	92 AB, 283, 3 HR, 13 RBI
31	Scheid, Andrew	2009	RHP	Highlands Ranch, CO/Regis Jesuit HS	6-6/205	13.2 IP, 5.93 ERA, 0-1 (0), 11 K
22	Schloemer, Jay	1966	LHP	Cincinnati, OH	5-10/185	10 AB, 100, 0 HR, 0 RBI
42	Schmalz, Darin	1994-97	RHP	Barrington, IL/Barrington HS	6-0/190	298.2 IP, 3.35 ERA, 30-13 (0), 192 K
	Schmidt, Oscar	1894-95	C/3B/OF	Rock Island, IL		
18	Schmidt, Pete	1971-72	OF/IF	Plainfield, NJ/Plainfield HS	6-1/170	333 AB, 303, 1 HR, 28 RBI
35	Schmitz, Mark	1972-75	IF	Cleveland, OH/St. Ignatius HS	6-2/190	358 AB, 289, 4 HR, 55 RBI
25	Schmoyer, Ron	1969-71	RHP	Cleveland, OH/St. Ignatius HS	6-0/185	186.0 IP, 3.39 ERA, 12-9, 124 K
	Schneider, George	1945-47	SS/OF	New York, NY		
13	Schoen, Bill	1970-71	3B/2B	Toledo, OH/St. Francis HS	5-10/175	105 AB, 219, 0 HR, 9 RBI
14	Scholl, Justin	1995-97	OF/C	Athens, OH/Athens HS	6-2/210	235 AB, 264, 8 HR, 40 RBI
	Schomer, Jason	1984-85	RHP	Jackson, MI/Lumen Christi HS	5-10/175	46.2 IP, 8.29 ERA, 4-2 (2), 20 K
29	Schrader, Joe	1964	1B	Lafayette, IN/Central Catholic HS	6-3/200	78 AB, 218, 2 HR, 11 RBI
	Schrall, Leo	1927-28	SS	Cresson, PA		
18	Schuster, Ken	1972-74	OF/C	Western Springs, IL/Lyons Township HS	6-0/185	183 AB, 269, 3 HR, 18 RBI
14	Sciocia, Matt	2009-11	C	Westlake Vill., CA/Encino Crespi Carmelite HS	6-1/225	176 AB, 267, 6 2B, 2 HR, 34 RBI
	Scofield, Paul	1919-20	OF	Columbus, OH		
11	Scrivanich, Charles	1958-60	LHP	Lynchburg, NJ	5-10/170	57.1 IP, 4.71 ERA, 4-1, 47 K
	Seabaugh, John	2007	RHP	Granger, IN/Penn HS	6-0/205	2.0 IP, 9.00 ERA, 0-0 (0), 3 K
20	Sefcik, George	1961-62	2B	Cleveland, OH/Benedictine HS	5-8/175	211 AB, 299, 6 HR, 37 RBI
	Seidel, Arnold	1932-33	OF/2B	Marshfield, WI		
25	Selcer, Dick	1958-59	2B	Cincinnati, OH	5-10/175	179 AB, 335, 3 HR, 44 RBI
26	Senecal, Bob	1956-58	LF	Newaygo, MI/Newaygo HS	6-0/185	235 AB, 272, 3 HR, 49 RBI
	Sepe, Tom	1934-35	OF	Cranston, RI		
26	Serena, Martin	1974, 76	RHP	Ottawa, IL/Marquette HS	6-0/180	33.2 IP, 6.95 ERA, 4-4, 21 K
8	Sharpley, Evan	2006-09	1B	Marshall, MI/Marshall HS	6-2/210	269 AB, 260, 16 2B, 18 HR, 61 RBI
34	Sharpley, Ryan	2008, '10	RHP	Marshall, MI/Marshall HS	6-4/210	48.0 IP, 4.69 ERA, 4-3 (0), 47 K
	Shaughnessy, Frank	1902-04	OF/C	Amboy, IL	6-1/185	
	Shea, John	1905-06	SS	Holyoke, MA		
	Sheehan, Bill	1922-24	SS	Chicago, IL		
	Sheehan, Charles	1913-15	P	Taunton, MA		10-2 record
	Sheehan, Clarence	1905-06	C/OF	Grand Ridge, IL		
	Sheehan, Thomas	1943-46	C	New Haven, CT/Hillhouse HS	6-0/190	
	Sheeketski, Joseph	1932	OF/C	Shadyside, OH/Shadyside HS	5-8/170	
	Sherman, Bill	1947	RHP	St. Paul, MN		2-2 record
15	Sherry, Greg	2008-11	INF	Mendham, NJ/Delbarton HS	5-9/180	591 AB, 244, 25 2B, 2 HR, 49 RBI, 3 SB
	Sherry, James	1903	2B	North Tarrytown, NY		
	Sherry, William	1911	IF	Somerville, MA		
	Shields, Tommy	1984-86	SS/3B	Devon, PA/Conestoga HS	6-1/180	458 AB, 338, 13 HR, 95 RBI
32	Shilliday, Alex	1996-99	RHP	Dunwoody, GA/Westminster HS	6-1/200	290 IP, 4.41 ERA, 25-17 (3), 265 K
	Shillington, John	1897	SS	Chicago, IL		
	Sholl, Jim	1974-77	RHP	Oakwood, OH/Paulding HS	6-2/205	157.0 IP, 4.24, 8-14, 115 K
4	Siler, Scott	1980-82	2B/3B	Elkhart, IN/Elkhart Memorial HS	5-7/185	75 AB, 280, 0 HR, 15 RBI
	Simendinger, Mark	1978-80	3B	Severna Park, MD/Severna Park HS	6-2/180	287 AB, 307, 3 HR, 44 RBI
17	Simone, Steve	1974	C	West Chester, OH/Lakota HS	6-0/185	33 AB, 091, 0 HR, 0 RBI
12	Simmes, David	1990-93	RHP	Miami, FL/Palmetto Sr. HS	5-11/190	297.1 IP, 2.91, 32-8 (6), 315 K
31	Sinnott, Tom	1969	RHP	Elizabeth, NJ/St. Patrick's HS	6-4/205	10.2 IP, 0.00 ERA, 0-2, 8 K
7	*Sisko, Zach	2004	IF	Belleville, IL/St. Louis University HS	6-2/205	71 AB, 296, 1 HR, 13 K
	Sjoberg, Ralph	1917-19	2B	Kewanee, IL		
10	Skupien, Steve	1986-88	SS/CF	Mission Viejo, CA/Capistrano Valley HS	5-8/165	378 AB, 272, 8 HR, 53 RBI
	Slania, Dan	2011-13	RHP	Tucson, AZ/Salpointe Catholic HS	6-5/275	121.0 IP, 1.71 ERA, 8-4 (30), 100 K
11	Slavinsky, Tom	1977	RHP	Garfield, NJ/Bergen Catholic HS	5-11/160	12.1 IP, 10.22 ERA, 1-1 (0), 8 K
	Smith, Bill	1933	P	Chicago, IL		
15	Smith, Bryan	1980-82	RHP	Syracuse, IN/Wawasee HS	5-10/175	133.2 IP, 6.19 ERA, 12-8 (0), 81 K
	Smith, David	1978	IF	Westlake, OH	6-3/215	115 AB, 191, 1 HR, 8 RBI
5	Smith, Eddie	2005	IF	Olympia, WA/North Thurston HS	5-11/170	43 AB, 256, 0 HR, 6 RBI
45	Smith, Irv	1990-91	OF	Browns Mill, NJ/Pemberton Township HS	6-5/235	134 AB, 179, 6 HR, 15 RBI
7	Smith, Jim	1973-75	SS	Binghamton, NY/North HS	6-0/165	308 AB, 240, 8 HR, 40 RBI
	Smith, Joseph	1895	P	Watertown, WI		3-0 record
	Smith, Richard "Red"	1925-27	C/1B/OF	Combined Locks, WI/Kaukauna HS	5-10/185	
45	Smith, Ryan	2007	C	Waldorf, MD/Westlake HS	6-1/210	131 AB, 267, 2 HR, 23 RBI
3	Smoyer, Ryan	2014	RHP	Bowling Green, OH/Otsego	6-4/210	11 APP, 4.19 ERA, 0-0 (0), 19.1 IP, 13 SO



All-MCC Tournament performer **James Sass** helped Notre Dame reach the 1989 NAAs while hitting .357 in his two seasons.



**Tommy Shields ('84-'86)** – an all-conference shortstop with a .338 career batting average – went on to be a minor-league manager in the Orioles organization.



**Steve Skupien** started at second base and centerfield in 1988, batting .315 with two home runs, 25 RBI and 10 stolen bases.



Future NFL tight end **Irv Smith** played two seasons with Notre Dame baseball before being drafted by the Houston Astros in '92 (he went on to play with three NFL teams).


No.	Name	Years	Pos.	Hometown/Previous Team	Ht./Wt.	Career Statistics
	Smullen, Dick	1946-49	LHP	Forest Hills, NY/Roosevelt Yonkers HS	6-0/185	5-3 record 4-3 record
	Smullen, Harold	1942-43	RHP	West Haven, CT		98 AB, 255, 0 HR, 10 RBI
27	Sniegowski, Don	1954-56	IF	Toledo, OH	6-1/175	166 AB, 223, 4 HR, 27 RBI
18	Snow, Charles	1964-66	C/OF	Castleton, NY	6-0/190	5-8/150
	*Snyder, Casey	1983-84	OF	New Orleans, LA/Jesuit HS		60 AB, 233, 0 HR, 7 RBI
	*Snyder, Jack	1975	OF	New Orleans, LA	5-7/155	
	Sobek, George	1940-42	2B	Hammond, IN	6-0/175	
15	*Sollmann, Scott	1994-96	CF	Cincinnati, OH/St. Xavier HS	5-11/165	643 AB, 372, 3 HR, 84 RBI
3	Sollmann, Steve	2001-04	2B	Cincinnati, OH/St. Xavier HS	5-11/195	689 AB, 370, 11 HR, 123 RBI
	Somers, Michael	1911	P	Bloomington, IL		0-1 record
	Soos, Kenneth	1984-86	IF	South Bend, IN/Washington HS	5-11/175	346 AB, 286, 8 HR, 69 RBI
16	*Sopko, Paul	1957	OF	Columbus, OH	5-10/175	16 AB, 063, 0 HR, 0 RBI
27	Soriano, Chris	2006	C	Randolph, NJ/Delbarton HS	6-1/195	12 AB, 417, 0 HR, 3 RBI
31	Spaeth, Gerald	1954	RHP	Peoria, IL	6-1/190	33.1 IP, 2-1, 15 K
21	Spano, Joe	2009-10-12	LHP	Verona, NJ/Seton Hall Prep	5-11/165	61.2 IP, 5.11 ERA, 1-8 (0), 50 K
	Spaulding, Thomas	1916-17	2B	Springfield, KY		6-2/185
43	Spizziri, Joe	2010-11	LHP	San Juan Capistrano, CA/Jesera Catholic	6-2/185	10.1 IP, 6.97 ERA, 0-0 (0), 5 K
	Stack, Richard	1894	P	Escanaba, MI		1-2 record
	Stange, Gus	1924	P	Merrill, WI	6-2/195	0-2 record
2	*Stanley, Steve	1999-2002	CF	Upper Arlington, OH/Worthington Chr. HS	5-8/155	1,003 AB, 384, 2 HR, 121 RBI
	Starr, William	1977-78	OF	Allison Park, PA/North Catholic HS	5-10/150	128 AB, 211, 2 HR, 19 RBI
19	*Stavisky, Brian	2000-02	OF	Port Allegany, PA/Port Allegany HS	6-3/220	651 AB, 355, 33 HR, 168 RBI
17	Stavisky, Dan	1995-98	RHP	Mt. Pleasant, PA/Mt. Pleasant Area HS	6-4/200	132.1 IP, 5.44 ERA, 12-4 (0), 85 K
	Stephan, Anton	2002-03	1B	Scales Mound, IL		4-2 record
	Stewart, Jack	1945	P	Washington, D.C.		1-2 record
32	Stewart, Jess	2004-07	RHP	Manassas, VA/Osborn City HS	6-3/215	125.0 IP, 3.89 ERA, 14-5 (2), 66 K
13	Stoltz, Mitchell	1973-76	RHP	Evansville, IN/Reitz HS	6-2/180	133.2 IP, 3.91 ERA, 7-11 (0), 87 K
31	Stonikas, William	1982-83	RHP	Flossmoor, IL/Homewood-Flossmoor HS	6-4/195	51.2 IP, 5.75 ERA, 4-4 (0), 20 K
	Stopper, Anthony	1905-06	1B	Williamsport, PA		
15	Stouffer, Jim	1962-63	C/OF	Benton Harbor, MI	6-1/195	54 AB, 222, 1 HR, 10 RBI
27	Stratta, Bob	1974-76	RHP	Olympia Fields, IL/Rich Central HS	6-2/185	177.0 IP, 3.92 ERA, 15-12, 130 K
35	Strickroth, Matt	1999-2002	OF/1B	Mission Viejo, CA/Santa Margarita HS	6-4/230	264 AB, 235, 9 HR, 45 RBI
	Sullivan, Albert Jr.	1931				
	Sullivan, Chester	1938-40	3B	Chicago, IL		
	Sullivan, Joseph	1926-28	2B	Waterbury, CT		
	Sullivan, William Jr.	1930-31	1B	Newburg, OR/Columbia Prep	6-1/170	
4	Swallow, Michael	1973	LHP	Ft. Yates, ND/Annendale HS	6-3/185	46.2 IP, 2.12 ERA, 4-1 (0), 23 K
	Sweet, George	1894-95	RHP	Washington, D.C.		
29	Symeon, Chuck	1956-58	OF	Stamford, CT/St. Basil's Prep	6-0/180	188.1 IP, 1.30 ERA, 14-7, 176 K
6	Szajko, Dan	1979-82	OF	South Bend, IN/John Adams HS	5-10/165	407 AB, 317, 10 HR, 72 RBI
8	Szajko, Ray	1987	IF	South Bend, IN/John Adams HS	5-10/165	90 AB, 200, 5 RBI
27	Szajko, Thomas	1964-65	OF	South Bend, IN	5-10/175	126 AB, 238, 2 HR, 12 RBI
28	Szczepanski, Steve	1998	RHP	Lombard, IL/Glenbard East HS	6-2/190	43.2 IP, 5.98 ERA, 3-3 (1), 27 K

**T**

	Tallett, John	1942	1B	North Chicago, IL		
23	Tamayo, Danny	1998, '00-'01	RHP	Miami, FL/Ransom Everglades HS	6-1/220	160.0 IP, 3.27 ERA, 12-5 (1), 141 K
7	Tasch, Chuck	1980-82	SS/2B	Barrington, IL/Barrington HS	5-10/180	329 AB, 343, 1 HR, 68 RBI
32	Tate, Golden	2009	OF	Hendersonville, TN/Pope John Paul II HS	6-1/180	264 AB, 318, 11 2B, HR, 25 RBI, 16 SB
	Tencza, Tom	1965-67	2B	Dearborn, MI	5-8/155	343 AB, 251, 5 HR, 33 RBI
<b>42</b>	<b>Ternowchek, Matt</b>	<b>2012-14</b>	<b>RHP</b>	<b>Glenmoore, PA/Downington East HS</b>	<b>6-5/195</b>	<b>72.1 IP, 5.10 ERA, 8-6 (0), 43 K</b>
28	Teschke, Bill	1954-55	OF	Chicago, IL/Hirsch HS	6-1/175	139 AB, 259, 1 HR, 18 RBI
21	*Thaman, Joe	2001-04	1B/LHP	St. Louis, MO/St. Louis Univ. HS	6-4/210	506 AB, 279, 9 HR, 81 RBI; 48.1 IP, 3.35, 4-1 (1), 34 K
	Themes, Matt	1934-36	P	Cincinnati, OH	6-1/190	8-5 record
	Thomas, Frank	1922-23	OF	East Chicago, IN	5-9/160	
30	*Thornton, Tom	2003-06	LHP	Middleboro, MA/Middleboro HS	6-6/225	332.2 IP, 3.79 ERA, 27-12 (0), 204 K
45	Tommasini, Kevin	1994	3B/1B	Winston, OR/Douglas HS	6-1/195	28 AB, 286, 0 HR, 9 RBI
9	*Topham, Ryan	1993-95	RF/1B	Portage, MI/Portage Central HS	6-2/200	544 AB, 320, 34 HR, 165 RBI
26	Topolski, Pat	1965-67	3B/1B	Michigan City, IN	5-11/170	324 AB, 275, 3 HR, 45 RBI
<b>17</b>	<b>Torres, Cristian</b>	<b>2012-14</b>	<b>RHP</b>	<b>Rancho Palos Verdes, CA/P.V. Peninsula HS</b>	<b>6-6/215</b>	<b>23.2 IP, 6.08 ERA, 2-3 (3), 20 K</b>
	Tourney, William	1935	P	New York, NY		2-2 record
	Tracy, Bill	1945	C	New York, NY		
27	Trapp, Harold "Bud"	1958	3B	Sycamore, IL/Sycamore HS	6-0/185	
5	*Tremblay, Mark	1953-54	CF	Cambridge, MA	5-8/155	155 AB, 342, 3 HR, 27 RBI
	*Trudeau, Mike	1983-85	OF	Bellingham, WA/Memorial HS	6-0/175	370 AB, 343, 7 HR, 75 RBI
6	*Turco, Paul	1996-97	SS	Sarasota, FL/Sarasota HS	5-9/165	246 AB, 211, 0 HR, 24 RBI
29	*Twohy, Jim	1954	1B/RF	Brooklyn, NY/Xavier HS	6-0/170	61 AB, 279, 1 HR, 15 RBI
22	Twombly, Dennis	1994	C	San Diego, CA/Patrick Henry HS	6-2/205	92 AB, 348, 5 HR, 24 RBI

**U-V**


	Ulatowski, Clem	1910-11	C/OF	Chicago, IL/St. Cyril's HS	5-11/175	
	Underkofler, Joseph	1933-35	C	Britt, IA		
8	Ust, Brant	1997-99	IF	Redmond, WA/Eastlake HS	6-1/200	660 AB, 368, 46 HR, 170 RBI
21	Valenzuela, Henry	1979-82	1B	Tampa, FL/Jesuit HS	6-2/185	494 AB, 314, 15 HR, 123 RBI




**Chuck Symeon** — who had a 1.31 ERA in 1957 — tossed a shutout in the 9-0 win that eliminated Texas from the '57 College World Series.



**Pat Topolski** played both first and third base during his career, leading the 1965 Irish in home runs (3) and RBI (22) before pacing the '66 team in RBI.



**Clem Ulatowski** lettered as a catcher and outfielder in 1910 and 1911 before playing in the Major Leagues with the Chicago Cubs.



**Rich Vanthournout** earned Academic All-America honors in 1986 while compiling a .323 career batting average.

No.	Name	Years	Pos.	Hometown/Previous Team	Ht./Wt.	Career Statistics
	Vanthournout, Rich	1985-86	3B	St. Charles, IL/St. Charles HS	6-1/160	396 AB, 323, 4 HR, 63 RBI
	Vaughan, Champ	1927	C	Portland, OR		
24	Veerkamp, Patrick	2010-13	RHP	Fort Wayne, IN/Homestead HS	6-3/205	38.2 IP, 7.22 ERA, 2-2 (0), 23 K
	Velcheck, Arnold	1933, '35-'36	OF	Thorpe, WI		
42	Verduzco, Steve	1992-93	3B/SS	Scotts Valley, CA/Bellarmino Prep	6-1/185	102 AB, 245, 1 HR, 16 RBI
	Vergara, George	1924	1B/3B/OF	Bronx, NY		
23	Vergara, Martin	2002	RHP	Paterson, NJ/DePaul Catholic HS	6-0/190	63.0 IP, 4.14 ERA, 6-1 (1), 55 K
	Verhoestra, Arthur	1938-39	C	South Bend, IN		
45	Vloria, Brandon	2000-03	RHP	Wailuku, HI/Maui HS	5-11/210	83.2 IP, 2.58 ERA, 6-2 (7), 49 K
	Voellinger, Dan	1977-80	C	Rockford, IL/Boylan HS		414 AB, 273, 12 HR, 101 RBI
8	Vogele, Greg	1988	OF	Cincinnati, OH/La Salle HS	5-11/160	35 AB, 343, 1 HR, 8 RBI
33	"Volter, Bob	1968-70	OF	Church Point, LA/Acad. Immac. Conception	6-1/165	264 AB, 265, 1 HR, 21 RBI
	Vuono, Carl	1984	1B/3B	Pittsburgh, PA/Mt. Lebanon HS	6-0/180	263 AB, 297, 12 HR, 69 RBI
	Vuono, Marty	1980	RHP	Pittsburgh, PA/Mt. Lebanon HS	6-0/180	35.0 IP, 4.11 ERA, 4-3 (1), 20 K

### W

44	Wagner, Jeff	1996-99	C/1B	Louisville, KY/St. Xavier HS	6-3/235	694 AB, 336, 49 HR, 189 RBI
7	Walania, Alan	1990-93	RHP	Derby, CT/Notre Dame HS	6-2/170	324 IP, 3.64 ERA, 30-12 (8), 236 K
	Walburn, Tom	1976	OF	Appleton, WI	6-0/165	77 AB, 338, 0 HR, 11 RBI
	Waldorf, Rufus	1905-07	P	Mendota, IL	5-11/170	11-3 record
19	Walker, Mickey	1961-63	RHP	Detroit, MI/Detroit Catholic Central HS	6-2/195	164.1 IP, 2.96 ERA, 13-4, 143 K
	Walsh, Edward	1926-28	P	Meridian, CT/Meriden HS, St. John's Prep	6-1/180	18-6 record
	Walsh, James	1915	P	Fonda, IA		9-5 record
41	Warrender, Bill	2009-10	OF	Collegeville, PA/La Salle Collegiate HS	6-1/190	36 AB, 250, 1 2B, 1 3B, 1 HR, 4 RBI
	Watzke, Mark	1984-86	RHP	Palos Hts, IL/Carl Sandburg HS	6-1/180	119 IP, 4.92 ERA, 11-6 (0), 39 K
	Weglarz, Matt	2007	C	Kansas City, MO/Rockhurst HS/Missouri St.	6-3/220	156 AB, 244, 5 HR, 29 RBI
33	Weiland, Kyle	2006-08	RHP	Albuquerque, NM/Eldorado HS	6-3/180	121.0 IP, 4.17, 9-9 (25), 117 K
18	Weiss, Brent	2002, '04	OF/C	Cockeysville, MD/St. Paul's HS	6-1/195	36 AB, 222, 2 HR, 9 RBI
	Welch, Thomas	1905	OF	Kewanee, IL		10-2 record
	Wells, March Forth	1912-15	P	Dowagiac, MI		
	Wentworth, George	1934-36	SS	Bucksport, ME		
	White, Clovis	1933	1B	Scottsville, KY		
29	Whitmyer, Steve	1981-82	RHP	Columbus, OH/Brookhaven HS	6-4/215	135.2 IP, 5.24 ERA, 9-13 (1), 109 K
26	"Widelski, Wally	1995-97	LHP	South Holland, IL/Thornwood HS	6-2/180	68.2 IP, 5.64 ERA, 7-0 (0), 39 K
29	Wilkins, Cody	2004	LHP	Hudson, NC/South Caldwell HS	6-1/225	6.0 IP, 7.50 ERA, 0-0 (0), 7 K
	"Williams, Fred "Cy"	1910-12	OF	Wadena, IN	6-2/180	
51	Williamson, Joey	2005-07	RHP	Lantana, FL/Santaluces HS	6-1/195	93.2 IP, 4.52 ERA, 5-4 (2), 91 K
	Wilson, Francis	1926-28	OF/1B	Pittsburgh, PA		
	Wilson, Ralph	1896, '98	OF	Blairsville, PA		
	Wilson, William	1911	C	Flint, MI		
20	Wojcik, Edward	1958-60	C	Manchester, CT	6-1/195	214 AB, 229, 1 HR, 35 RBI
	Wolf, Charles	1947	OF	Ft. Thomas, KY		
	Wolf, George Louis	1916	SS	South Bend, IN		
	Wolfe, Don	1975-78	LHP	Fairlawn, NJ/Fairlawn HS	6-2/175	191.0 IP, 3.58, 13-14, 145 K
12	"Wood, Howard	1972-73	OF	Redondo Beach, CA/Montgomery HS	5-10/170	135 AB, 237, 1 HR, 9 RBI
	Woolwine, Jim	1961-63	3B	Wilmington, IL/Wilmington HS	5-10/175	201 AB, 279, 1 HR, 24 RBI
	Wrape, James	1919	P	St. Louis, MO		4-1 record
32	Wright, Jim	1969	C	Sparta, NJ/Sparta HS	6-1/220	49 AB, 224, 1 HR, 9 RBI
1	Wright, Michael	2007	OF	Lockhart, TX/Lockhart HS	5-7/160	45 AB, 200, 1 HR, 6 RBI
45	Wroblecki, Korey	1992-93	DH	LaPorte, IN/LaPorte HS	6-2/210	59 AB, 186, 4 HR, 10 RBI

### Y-Z

30	Yawman, Dave	1988	C	Fairport, NY/Fairport HS	6-3/205	31 AB, 129, 0 HR, 3 RBI
32	Yeager, Joe	1955	OF	Stamford, CT	6-2/185	31 AB, 258, 0 HR, 4 RBI
	Yore, William	1927	OF	Oakland, CA		
25	Youngdahl, Robert	2014	OF	New Brighton, MN/Hill-Murray/Kansas St./Iowa Western JC	6-2/193	173 AB, 225, 3 HR, 5 3B, 17 RBI 18.2 IP, 6 APP, 1.93 ERA, 1-1 (0), 9 50
	Zabroski, Peter	1977-78	RHP	Hartford, CT/Hartford Public HS	6-0/170	75.1 IP, 4.30 ERA, 3-2, 38 K
	Zappia, Tony	1970-71	2B	South Bend, IN/St. Joseph's HS	5-9/160	38 AB, 184, 0 HR, 1 RBI
	Ziemiński, Joe	1944	P	Springfield, MA		2-2 record
18	Zimont, Larry	1998	OF	Oak Forest, IL/Oak Forest HS	6-3/220	85 AB, 271, 3 HR, 16 RBI
28	Zolnowski, Ray	1966	RHP	Bayonne, NJ	6-0/185	



Steve Whitmer is one of several former players who went on to enter college coaching, serving five seasons as head coach at the U.S. Naval Academy.



Jeff Wagner (1996-99), 21st-round pick by the Anaheim Angels in '99, finished his career with a .634 slugging percentage, 189 RBI, 49 home runs, 50 doubles and 440 total bases.



Kyle Weiland (2006-08), third-round pick of the Boston Red Sox in '08, finished with 25 career saves including 16 in 2006.



Ray Zolnowski (1966) is the final player on ND baseball's list of over 900 letterwinners

### Note

Jersey number, position, ht. and wt. based on final media guide listings. Only years in which player lettered are listed (stats reflect entire career). Stats refer to at bats, batting avg., home runs and runs batted in for offensive players and innings, earned run avg., win-loss record (saves) and strikeouts for pitchers. Current players in bold. Asterisks (\*) indicate lefthanded hitters, pound sign (#) switch-hitters. Some data incomplete/unavailable. Please forward additions/corrections to Russell Dorn in the Notre Dame Media Relations Office.

## 0

Jake ShepSKI

## 1

Tom Allen  
Clayton Bouchard  
Randall Brooks  
Adam Norton  
Anthony Iarocci  
Tim Prister  
Michael Wright

## 2

Joseph Barrows  
Jack Flaherty  
**Torii Hunter Jr.**  
Brett Lilley  
Tim Murray  
Rowan Richards  
Alex Robinson  
Gregory Rodems  
John Rodgers  
Casey Snyder  
Steve Stanley

## 3

Dan Bautch  
James Cameron  
Tony Langford  
Greg Layson  
Bob Lisanti  
Trey Mancini  
Mike Moshier  
Matt Nussbaum  
**Ryan Smoyer**  
Steve Sollmann

## 4

Michael Doraning  
Richard Farrell  
John Flanagan  
Todd Frye  
Joe Hudson  
Greg Lopez  
Mark Mapes  
A.J. Pollock  
**Lane Richards**  
Scott Siler  
Michael Swallow

## 5

J.J. Brock



Several Notre Dame pitchers have worn number 20, including **Dan McGinn** ('65) and **Dave Celmer** ('66-'68), plus **Steve Powell** ('84-'86), **A.J. Jones** ('93-'94), **Brad Lidg**e ('97-'98) and **Peter Ogilvie** ('01-'03, pictured).

Drew Duff  
Paul Failla  
Frank Fiascki  
Tom Hansen  
Michael Jamieson  
Matt Macri  
**Nick McCarty**  
David Mills  
John Moran  
Craig Pavlina  
Chris Reinhart  
Mike Rooney  
Eddie Smith

## 6

Peter Clemens  
Mike Coss  
**Kevin DeFilippis**  
Danny Dressman  
Brian Dupra  
Mike Galloway  
Mike Naumann  
Steven Passinault  
Dan Szajko  
Paul Turco

## 7

Ross Brezovsky  
Javier Fuentes  
Dustin Ispas  
Eric Jagielo  
Chris Melillo  
Christian Parker  
Jeff Perconte  
Zach Sisko  
James Smith  
Chuck Tasch  
Alan Walania

## 8

Kris Billmaier  
Chris Fournier  
Matt Grosso  
Matt Haas  
Frank Jacobs  
Michael Kenahan  
Henry Lange  
**Blaise Lezynski**  
Thomas Miller  
James Sass  
Evan Sharpley  
Brant Ust  
Rich Vanthournout  
Gary Voegel

## 9

Matt Bok  
Craig Cooper  
J.P. Drevline  
Allen Greene  
George Iams  
Edward Lange  
John Loughran  
Michael O'Neill  
Ryan Topham

## 10

**Conor Biggio**  
Rick Chryst  
Ryan Connolly  
Dustin Ispas  
Cory Mee  
Chris Niesel  
Alec Porzel  
Steve Skupien

## 11

Robby Birk  
Tom Bujnowski  
Tommy Chase  
Phil Donnelly  
Sean Gaston  
**David Hearne**  
Phil Krill  
Alan Kristowski  
Joseph LaRoca  
William Matre  
Gary Mayer  
Charles Scranwich

## 12

Mike Amrhein  
Brayden Ashdown  
Dave Bartish  
Brett Basilone  
**Brandon Bielak**  
Thomas Blythe  
Matt Bransfield  
Andrew Bushey  
Kevin Connolly  
Gene Duffy  
Shaun Fitzmaurice  
Jim Gibbons  
Joe Kernan  
Laurence Lackner  
Jerry McNamara  
Pat Pesavento  
Kenneth Rump  
David Sinnes  
Howard Wood

## 13

Joe Binkiewicz  
Mike Carlin  
Dave Costigan  
Craig DeSinti  
Brennan Grogan  
**Mac Hudgins**  
Wade Korpi  
Chuck Lennon  
Thomas O'Conner  
Herman Petzold  
Bret Poppleton  
William Schoen  
Mitchell Stoltz  
Dan Voellinger

## 14

Bob Bentley  
Joseph Carideo

Frank Carpin  
Mark Clementz  
Ben Cooke  
Matt Edwards  
Tom Guilfoile  
Robbie Kent  
Jason Martinez  
Eddy Mendiola  
Richard O'Leary  
**Kyle Richardson**  
Justin Scholl  
Matt Scioscia  
Tommy Shields

## 15

Miles Bland  
Pat Eilers  
Walt Gazdayka  
Robert Giarrantano  
Chad Hartvigson  
Edward Hrabcsak  
Mike Knecht  
Leonard LeRose  
Michael Lesso  
Jason McMurray  
Pat O'Brien  
Jim Phelps  
Javi Sanchez  
Greg Sherry  
Bryan Smith  
Scott Sollmann  
Jim Stouffer  
Mike Trudeau  
Matt Weglarz

## 16

Bill Brutvan  
Jeff Felker  
Paul Horan  
Thomas Jaeb  
**Zak Kutsulis**  
Edward Lupton  
Eric Maust  
Ron Mottl  
Alex Netthey  
Frank Orga  
Daniel Phelps  
Paul Sopko

## 17

Billy Boockford  
Michael Brennan  
Henry Bretting  
Kasey Clevenger  
James Cross  
John Ebert  
Robert Fitz  
Nick Furlong  
Matt Krall  
Ken Meyer  
Kevin O'Neill  
Cody Rizzo  
Stephen Simone  
Dan Stavisky  
**Cristian Torres**

## 18

Patrick Coleman  
Tom Conroy  
Sean Fitzgerald  
Harold Lavelle  
Paul Mauk  
Steven Mazur  
Walt Osgood  
John Rogers  
Peter Schmidt  
Kenneth Schuster



Former South Bend mayor and Indiana governor **Joe Kernan** was a catcher on the 1967 and '68 baseball teams. Kernan is one of several noteworthy Irish baseball players who have worn No. 12, with that group including **Mike Amrhein**, **Shaun Fitzmaurice**, **Jim Gibbons**, **Pat Pesavento**, **David Sinnes** and **Andrew Bushey**.

## Charles Snow Charlie Vorsehek

Brent Weiss  
Larry Zimont

## 19

**Ryan Bull**  
Craig Counsell  
Jim Dee  
Larry Kennedy  
Dick Lucke  
Todd Miller  
James Noe  
John O'Drobinak  
Mike Passilla  
Mark Pittman  
Dick Rosenthal  
John Seabaugh  
Brian Stavisky  
Mickey Walker

## 20

Jeremy Barnes  
Dave Celmer  
Phillip Dingle  
**Kyle Fiala**  
A.J. Jones  
Brad Lidg  
Charlie Markson  
Dan McGinn  
Tom Murray  
Daniel Nespo  
Peter Ogilvie  
Derik Olvey  
Bill Orga  
Steve Powell  
Scott Rogers  
George Sefcik  
Edward Wojcik

## 21

Scott Cavey  
**Joey Cresta**  
Frank Finnegan  
James Gieselman  
Justin Gleichowski  
Gerry Goetz  
Brett Graffy  
Robert Kocmalski  
John Matthews  
Dick Nussbaum  
John Reynolds  
Joe Spano  
Tom Tencza  
Joe Thaman  
Henry Valenzuela

## 22

Thomas Colin  
Eric Danapolis  
Evan Danieli  
Aaron Heilman  
Daniel Hogan  
Grant Johnson  
Dan Kapala  
Joseph Keenan  
Erik Madsen  
Anthony McIver  
Robin Reschan  
**Ricky Sanchez**  
Jay Schloemer  
Mark Simendinger  
Dennis Twombley

## 23

Craig Allen  
**Cavan Biggio**  
David Clark  
John Counsell  
Michael Deasey  
Chris Flynn  
Joseph Geneser  
Mark Gonring  
Ed Hurley  
Tony Langford  
Pat Leahy  
John Mitchell  
Ryan Richter  
Danny Tamayo  
Mark Tremblay  
Martin Vergara

## 24

Matt Arminio  
Rico Bertucci  
Pat Connaughton ('14)  
Brian Conway  
John Corbin  
Sam Elam  
Ronald Goodman  
John Hammett  
Tim Hutson  
Frank Karazim  
James Montegano  
George Restovich, Jr.  
Michael Riddell  
Nick Scarpelli  
Patrick Veerkamp

## 25

Tom Cuggino  
Kevin Fanning  
Mike Holba  
Matt Katich

William Lucas  
Nick Mainieri  
John Musto  
Pat O'Keefe  
Ricky Palmer  
Austin Pearce  
Paul Pettitclair  
Harold Reilly  
Ron Schmitz  
Dick Selcer

**Robert Youngdahl**

**26**

Timothy Ambrey  
Arthur Combs  
Jim Cusack  
Doug Doemel  
Mick Doyle  
Rich Gonski  
Timothy Handrich  
Bob Jaeger  
**James Nevant**  
Nick Palihnich  
Bob Senecal  
Martin Serena  
Pat Topolski  
Wally Wideliski  
Joey Williamson

**27**

Breck Ashdown  
Roger Braun  
Mike Coffey  
Jerry Fenzel  
Gregory Jaun  
Richard Licini  
**Jim Orwick**  
Paul O'Toole  
Paul Pryblo  
Sam Richey  
Robert Roemer  
Rich Sauget, Jr.  
Don Sniogowski  
Chris Soriano  
Bob Stratta  
Thomas Szajko  
Harold Tapp  
Marty Vuono

**28**

Bob Bartlett  
Richard Eich  
**Michael Hearne**  
Ed Lund  
Thomas Lux  
Cameron McConnell  
William Teschke  
Ray Zolnowski

**29**

Garret Carlson  
Donald Costa  
David Gruener  
Dave Hanson  
Ryne Intekofer  
David Legus  
Buster Lopes  
Robert Scarpitto  
Joseph Schrader  
Chuck Symeon  
Steve Whitmeyer  
Cody Wilkins

**30**

Bob Arnzen  
John Connor

Pat Davis  
Jim Hannan  
Will Harford  
**Forrest Johnson**  
Frank Kwiatkowski  
Mike Morgalis  
Joseph Ridge  
Michael Rieder  
Rich Rusteck  
Tom Thornton  
Bob Voitier  
Dave Yawman

**31**

John Coretta  
Gregg Henebry  
**Scott Kerrigan**  
Mike Many  
Timothy Reardon  
George Restovich, Sr.  
Andrew Scheid  
Tom Sinnott  
Gerald Spaeth  
William Stonikas

**32**

John Gentempo  
**Connor Hale**  
Ryan Kalita  
Jim Morris  
Brian Peters  
Alex Robinson  
Alex Shilliday  
Jess Stewart  
Golden Tate  
James Wright  
Joe Yeager

**33**

Ty Adams  
Scott Bickford  
Ed Golom  
Mike Graney  
Mickey Karkut  
Elmer Kohorst  
Stan Konopka  
**Phil Mosey**  
Ron Reed  
Bob Voitier  
Kyle Weiland

**34**

Dylan Blake  
Kevin Hardy  
Tom Howard  
Mark Lapinskas  
Tony Livorsi  
Jeff Manship  
Ryan Sharpley

**35**

Frank DeSico  
David Phelps  
Mark Schmitz  
Peter Solomon  
Matt Strickroth  
Chris Vasami

**36**

Steve Andres  
Pat Connaughton (12-13)  
Leighton Cooper  
Dan Leatherman  
**Ryan Lidge**

**37**

Cole Johnson  
Dan Kapala  
Matt Laird  
**Kyle Rubbinaccio**

**38**

Tyler Jones  
Casey Martin  
Tom O'Hagan  
**Scott Tully**

**39**

Matt Buchmeier  
Alex Carter  
Kevin Chenail  
**Jake Johnson**

**40**

Justin Gingerich  
Brian Piotrowicz  
Dan Slania

**41**

Mike Balicki  
Tom Price  
Bill Warrender

**42**

Ty Adams  
Dan Peltier  
Darin Schmalz  
**Matt Ternowchek**  
Steve Verduzco

**43**

Joe Spizziri

**44**

David Casey  
Mike Dury  
Tim Krause  
**Evy Ruibal**  
Jeff Wagner

**45**

**Brad Bass**  
Michael Harmon  
Will Hudgins  
Chris McKeown  
Jeff Samardzija  
Irv Smith  
Ryan Smith  
Kevin Tommasini  
Brandon Vilorcia  
Korey Wroblecki

**46**

J.P. Gagne  
Tim Kalita  
Matt Whittington

**47**


Ryan Doherty

**48**

Andrew Wiand

**Monogram Winners By State**

Illinois.....	157	Kansas.....	5
Indiana.....	87	Colorado.....	5
New York.....	84	Arizona.....	5
Ohio.....	68	Maine.....	4
New Jersey.....	50	Oklahoma.....	4
Massachusetts.....	47	Rhode Island.....	4
Michigan.....	44	Georgia.....	3
Pennsylvania.....	40	New Mexico.....	3
California.....	40	Alabama.....	2
Wisconsin.....	32	Ontario.....	2
Iowa.....	26	South Dakota.....	2
Minnesota.....	23	North Carolina.....	2
Texas.....	21	Arkansas.....	1
Florida.....	20	Canal Zone.....	1
Kentucky.....	18	Delaware.....	1
Connecticut.....	17	Hawaii.....	1
Missouri.....	15	Mississippi.....	1
Washington.....	13	Montana.....	1
Maryland.....	12	North Dakota.....	1
Virginia.....	11	Utah.....	1
Louisiana.....	9	West Virginia.....	1
Oregon.....	9	Wyoming.....	1
Washington, D.C.....	7		
Nebraska.....	6		
Tennessee.....	6		



Notre Dame's 50 all-time baseball letterwinners from New Jersey include 2004 All-American RHP **Ryan Doherty** (Toms River) and Fairlawn native **Dan Wolfe** (pictured), who as a freshman tossed the first known no-hitter by a Notre Dame pitcher in 38 years (during a 10-0 home victory over Butler on April 20, 1975). The southpaw collected 12 strikeouts during the historic outing. He went on to post 20 complete games in his three-year career ('75, '77-'78).



Ontario native **Robert Hoag** (Ottawa) lettered as a second baseman with the 1939 Notre Dame baseball team while MLB reliever **John Axford** (Port Dover) joined him as the second Canadian to earn a monogram with the Irish baseball program (in 2002).

**49**

John Axford  
Mike Rotkis

**50**

Marty DeGraff  
**Sean Guenther**

**51**

Donnie Hissa  
Joey Williamson

**52**

Larry Mohs  
Steve Sabatino

**54**

Adam Maisano  
Rich Sauget  
Matt Whittington

**55**

Matt Scioscia

**56**

Edwin Hartwell

Current players in **bold**  
Numbers unavailable  
for some seasons

Coach	Years	W-L-T (Pct.)
Frank Hering	1897-99	17-7-0 (.708)
Stahl	1900	15-2-0 (.882)
Robert Lynch	1903	17-5-0 (.773)
Harry Arndt	1906	20-5-0 (.800)
Lou Criger	1907	21-2-0 (.913)
Harry Curtis	1908-09 (2)	33-6-0 (.846)
Ed Smith	1910, '12 (2)	38-8-0 (.826)
Albert Kelly	1911 (1)	17-5-0 (.773)
Fred "Cy" Williams	1913 (1)	14-3-0 (.824)
Jesse Harper	1914-18 (5)	61-28-0 (.685)
Gus Dorais	1919-20 (2)	21-10-1 (.672)
Walter Halas	1921-23 (3)	46-21-1 (.684)
George Keogan	1924-26, '30-'33 (7)	68-57-2 (.543)
Tommy Mills	1927-29 (3)	57-20-1 (.737)
Jake Kline	1934-75 (42)	558-449-5 (.554)
Tom Kelly	1976-80 (5)	88-102-1 (.463)
Larry Gallo	1981-87 (7)	157-167-3 (.485)
Pat Murphy	1988-94 (7)	318-116-1 (.732)
Paul Mainieri	1995-2006 (12)	533-213-3 (.714)
Dave Schrage	2007-10 (4)	119-104-1 (.533)
<b>Mik Aoki</b>	<b>2011-14 (4)</b>	<b>110-111-1 (.498)</b>



Even before the first varsity season (1892), Notre Dame students were playing organized baseball – as shown in this 1869 photo.

Years	Coach	Captain(s)	W-L-T (Pct.)
1920	Dorais	Frank Miles	11-6-0 (.647)
1921	Halas	Johnny Mohardt	11-7-1 (.605)
1922	Halas	Jerome Bliervemich	19-4-0 (.826)
1923	Halas	Paul Castner	16-10-0 (.615)
1924	Keogan	William Sheehan	16-7-0 (.696)
1925	Keogan	Roger Nolan	11-13-0 (.458)
1926	Keogan	James Silver	13-13-0 (.500)
1927	Mills	Richard Smith	15-6-0 (.714)
1928	Mills	Joseph Sullivan	23-8-0 (.742)
1929	Mills	John Colrick	19-6-1 (.750)
1930	Keogan	Joe Lordi	12-7-0 (.632)
1931	Keogan	Dennis O'Keefe	6-4-0 (.600)
1932	Keogan	Charles Palt	5-6-1 (.458)
1933	Keogan	James McGrath	5-7-1 (.423)
1934	Kline	Lawrence O'Neill	8-11-0 (.421)
1935	Kline	Kieran Dunn	11-7-0 (.611)
1936	Kline	Francis Gaul	16-3-0 (.842)
1937	Kline	Ennio Arboit	11-6-0 (.647)
1938	Kline	Charles Borowski	11-6-0 (.647)
1939	Kline	Joseph Nardone	11-6-0 (.647)
1940	Kline	Chester Sullivan	9-8-0 (.529)
1941	Kline	Andrew Chlebeck	6-10-1 (.382)
1942	Kline	Bernie Crimmins	7-4-0 (.636)
1943	Kline	James Carlin	5-3-0 (.625)
1944	Kline	Thomas Sheehan	11-11-0 (.500)
1945	Kline	Frank Gilhooly	10-8-1 (.553)
1946	Kline	Thomas Sheehan	13-6-0 (.684)
1947	Kline	Bob Klein, Jack Mayo	16-5-0 (.762)
1948	Kline	Steve Pavella	11-12-0 (.478)
1949*	Kline	Benny Kozlik, Ray Petrzelka	20-8-0 (.714)
1950	Kline	Thomas Martin	8-14-0 (.364)
1951	Kline	Bob Nemes	11-14-0 (.440)
1952	Kline	Jerry Ledwidge	13-12-0 (.520)
1953	Kline	Joe Ridge	16-7-1 (.688)
1954	Kline	Harold Reilly	12-13-0 (.480)
1955	Kline	Ron Mottl (honorary)	9-13-0 (.409)
1956*	Kline	Dan Nespo	12-14-0 (.462)
1957*	Kline	Jim Cusack, Elmer Kohorst	16-10-0 (.615)



Jake Kline (left) and Charles Borowski



Francis Gaul

Herb Kelly

1914 team captain

Year	Coach	Captain(s)	W-L-T (Pct.)
1892	None	Charles Gillon	1-0-0 (1.000)
1894	None	John Flannigan	1-2-0 (.333)
1895	None	Oscar Schmidt	3-2-0 (.600)
1896	None	Michael Daly	2-3-0 (.400)
1897	Hering	Michael Powers	4-2-0 (.667)
1898	Hering	Michael Powers	6-2-0 (.750)
1899	Hering	Angus McDonald	7-3-0 (.700)
1900	Stahl	Angus McDonald	15-2-0 (.882)
1901	None	Matthew Donahue	11-8-0 (.579)
1902	None	Robert Lynch	16-4-1 (.786)
1903	Lynch	Anton Stephen	17-5-0 (.773)
1904	None	Anton Stephen	12-5-0 (.706)
1905	None	Daniel O'Connor	6-9-0 (.400)
1906	Arndt	Lawrence Mc Nerney	20-5-0 (.800)
1907	Criger	Rufus Waldorf	21-2-0 (.913)
1908	Curtis	John Brogan	20-1-0 (.952)
1909	Curtis	John McKee	13-5-0 (.722)
1910	Smith	Albert Kelly	19-3-0 (.864)
1911	Kelly	Eugene Connolly	17-5-0 (.773)
1912	Smith	Fred "Cy" Williams	19-5-0 (.792)
1913	Williams	Simon Farrell	14-3-0 (.824)
1914	Harper	Herb Kelly	17-5-0 (.773)
1915	Harper	Edward Duggan	14-6-0 (.700)
1916	Harper	Charles Sheehan	11-8-0 (.579)
1917	Harper	Clarence "Jake" Kline	10-4-0 (.714)
1918	Harper	Louis Wolf	9-5-0 (.643)
1919	Dorais	Ralph Sjoberg	10-4-1 (.700)

1958*	Kline	Bob Senecal	20-11-0 (.645)
1959*	Kline	Gene Duffy, Dick Selcer	22-7-0 (.759)
1960*	Kline	Ed Wojcik	19-7-0 (.731)
1961	Kline	Jack Gentempo	12-17-0 (.414)
1962	Kline	Bill Brutvan (honorary)	11-6-0 (.647)
1963*	Kline	Dave Hanson	19-11-0 (.633)
1964	Kline	John Counsell	16-12-1 (.569)
1965	Kline	Ed Lupton (honorary)	18-17-0 (.514)
1966	Kline	Mark Goningr	12-14-0 (.462)
1967	Kline	Pat Topolski	17-8-1 (.673)
1968	Kline	Tom Cuggino	13-10-0 (.565)
1969	Kline	Tom Lux	14-10-0 (.583)



Notre Dame's 1904 varsity baseball team



Bernie Crimmins

James Carlin



**Notre Dame's 1959 NCAA Tournament Team**

Year	Coach	Captain(s)	W-L-T (Pct.)	Year	Coach	Captain(s)	W-L-T (Pct.)	Year	Coach	Captain(s)	W-L-T (Pct.)
1970*	Kline	Nick Scarpelli	17-14-0 (.548)	1990	Murphy	Ed Lund	46-12-0 (.793)	2004*	Mainieri	Javi Sanchez	51-12-0 (.810)
1971	Kline	Chuck Horan	11-21-0 (.344)	1991	Murphy	Joe Binkiewicz	45-16-0 (.738)			Steve Sollmann, Chris Niesel	
1972	Kline	Joe LaRocca	14-16-0 (.467)	1992*	Murphy	Craig Counsell	48-15-0 (.762)	2005*	Mainieri	John Axford, Tyler Jones	38-24-1 (.611)
1973	Kline	Bob Roemer	15-22-0 (.405)			Cory Mee, Joe Binkiewicz				Greg Lopez, Cody Rizzo	
1974	Kline	Tom Hansen	18-21-0 (.462)	1993*	Murphy	Edwin Hartwell	46-16-0 (.742)	2006*	Mainieri	Greg Lopez	45-17-1 (.722)
1975	Kline	Mark Schmitz	17-14-0 (.548)	1994*	Murphy	Bob Lisanti	46-16-0 (.742)			Tom Thornton	
1976	Kelly	Mitch Stolz, Bob Stratta	16-24-0 (.400)	1995	Mainieri	Bob Lisanti	40-21-0 (.656)	2007	Schrage	Danny Dressman	28-28-0 (.500)
1977	Kelly	Stan Bobowski	17-26-0 (.395)			Craig DeSensi				Mike Dury	
1978	Kelly	Rick Pullano	12-25-1 (.329)	1996*	Mainieri	Craig Allen, Bob Lisanti	44-18-0 (.710)	2008	Schrage	Ross Brezovsky	33-21-1 (.609)
1979	Kelly	Rick Pullano	14-19-0 (.424)			George Restovich, Rowan Richards				Sean Gaston, Chris Soriano	
1980	Kelly	Dan Voelinger	29-8-0 (.784)	1997	Mainieri	J.J. Brock	41-19-0 (.683)	2009	Schrage	Jeremy Barnes	36-23-0 (.610)
1981	Gallo	Mike Jamieson	23-16-1 (.588)	1998	Mainieri	J.J. Brock	41-17-0 (.707)			Ryan Connolly	
1982	Gallo	Chuck Tascch	28-15-0 (.651)	1999*	Mainieri	Alex Shilliday	43-18-0 (.705)	2010	Schrage	Brian Dupra	22-32-0 (.407)
		Henry Valenzuela				Jeff Wagner				Ryan Connolly, Mick Doyle, Cole Johnson	
1983	Gallo	Rick Chryst	19-28-0 (.404)	2000*	Mainieri	Aaron Heilman	46-18-0 (.719)	2011	Aoki	Brian Dupra	23-29-1 (.443)
1984	Gallo	Curt Vuono	24-24-0 (.500)			Matt Nussbaum, Jeff Perconte				Mick Doyle	
1985	Gallo	Jack Moran	26-27-2 (.491)	2001*	Mainieri	Andrew Bushey	49-13-1 (.786)	2012	Aoki	Will Hudgins	31-27 (.534)
1986	Gallo	Tom Shields	22-28-0 (.440)			Aaron Heilman, Alec Porzel				Tommy Chase	
		Rich Vanthournout		2002*	Mainieri	Andrew Bushey	50-18-0 (.735)	2013	Aoki	Frank DeSico	34-24 (.586)
1987	Gallo	None	15-29-0 (.341)			Steve Stanley				Charlie Markson	
1988	Murphy	Steve Skupien	39-22-0 (.639)	2003*	Mainieri	Kris Billmaier	45-18-0 (.714)	2014	Aoki	Sean Fitzgerald	22-31 (.415)
1989*	Murphy	Mike Moshier	48-19-1 (.713)			J.P. Gagne, Steve Sollmann				Forrest Johnson	

\* Denotes NCAA tournament appearances

**Program Totals: (3,875 games) - 2,380 wins - 1,474 losses - 21 ties (.617)**



**Notre Dame's 1989 NCAA Tournament West II Regional Team (48-19-1)**

(kneeling, from left) Pat Eilers, Mike Coss, John Flanagan, Tom Allen, Mike Moshier, Mike Rooney, Tom Murray, Craig Counsell, Jason Martinez and Dan Marzec; (middle row, from left) Pat Pesavento, Erik Madsen, Matt Krall, Jim Passinault, Dan Peltier, Jon Baker, James Sass, Brian Piotrowicz, Mike Passilla and Brian Conway; (back row, from left) Tom Gulka, Joe Binkiewicz, Mike Coffey, assistant coach Fred Petersen, groundskeeper, senior manager Chris Welborn, junior manager Luke Lovell, assistant coach Jeff Nate, head coach Pat Murphy, David Legus, Paul Lange, graduate assistant coach Brian Galloway and athletic trainer Dwayne Treolo  
 Players not pictured include: Dan Bautch, Frank Jacobs, Tony Livorsi, Ed Lund, Cory Mee, Mike Rotkis, Corey Wroblewski and Joe Zebroski (plus assistant coach Mike Gibbons)

# ALL-TIME SERIES RECORDS

Air Force..... 7-0	Delta State..... 1-6-1	La Salle..... 7-0	Oberlin..... 2-1	Stetson..... 3-3
Akron..... 1-0	Denison..... 3-0	Lafayette..... 1-0-1	Oglethorpe..... 1-1	Syracuse..... 1-0
Alabama..... 4-3	Detroit (Mercy)..... 56-46	Lake Forest..... 4-1	Ohio..... 14-16	Tennessee..... 2-4
Alabama-Birmingham..... 1-0	Drake..... 1-0	Lawrence..... 1-0	Ohio State..... 27-20	Tennessee-Martin..... 1-1
Albany..... 0-1	Duke..... 4-8	Lehigh..... 0-1	Ohio Wesleyan..... 4-1	Texas..... 3-3
Albion..... 8-1	Duquesne..... 10-0	Lewis..... 5-5	Oklahoma..... 1-2	Texas A&M..... 2-2
Alma..... 1-0	Earlham..... 2-0	Lewis & Clark State..... 1-0	Oklahoma City..... 1-0	Texas A&M Corpus Christi..... 0-1
Amherst..... 1-0	Eastern Illinois..... 5-1	Liberty..... 0-1	Old Dominion..... 0-1	TCU..... 1-2
Appalachian State..... 2-0	Eastern Michigan..... 3-2	Lipscomb..... 1-0	Olivet..... 6-0	Texas Lutheran..... 4-4
Arkansas..... 6-6	Elon..... 2-0	Lombard..... 1-0	Oral Roberts..... 4-10	Texas Wesleyan..... 0-2
Arkansas-Little Rock..... 1-0	Evansville..... 21-10	Long Beach State..... 1-2	Oregon State..... 0-1	Texas-Pan American..... 6-7
Arkansas State..... 8-7	Fairfield..... 1-0	LSU..... 3-2	University of the Pacific..... 1-2	Texas-San Antonio..... 4-3
Armour..... 7-0	Ferris State..... 3-6	Louisiana Tech..... 3-0	Penn State..... 10-3	(SW) Texas State..... 3-7
Army..... 5-1	Florida..... 1-4	Louisville..... 8-16	Pennsylvania..... 1-0	Texas Tech..... 1-0
Arizona..... 2-8	Florida A&M..... 2-0	Loyola (IL)..... 3-0	Pensacola..... 1-0	Toledo..... 44-13
Arizona State..... 2-5	Florida Atlantic..... 3-2	Loyola (LA)..... 2-1	Pepperdine..... 1-0	Transylvania..... 2-0
Auburn..... 0-4	Florida Gulf Coast..... 1-1	Loyola Marymount..... 1-0	Pittsburgh..... 37-18	Trinity (TX)..... 11-0
Austin Peay State..... 0-1	Florida International..... 1-6	Luther..... 1-2	Portland..... 2-0	Tri-State..... 4-0
Ball State..... 19-12	Florida Memorial..... 1-0	Maine..... 3-2	Prairie View A&M..... 1-0	Tufts..... 1-0
Baylor..... 2-3	Florida Southern..... 0-1	Manchester..... 7-0	Princeton..... 0-2	Tulane..... 8-9-1
Beloit..... 18-9	Florida State..... 4-8	Manhattan..... 1-1	Providence..... 7-3	Tulsa..... 0-5
Bethany..... 2-0	Fordham..... 2-1	Mankato State..... 1-0	Purdue..... 80-38-3	UCLA..... 1-3
Bethel..... 19-4	Franklin College..... 0-1	Marian..... 3-0	Quincy..... 1-0	Upper Iowa..... 1-0
Boston College..... 25-10	Fresno State..... 1-4	Marquette..... 2-0	Quinnipiac..... 3-0	USC..... 4-3
Bowling Green..... 39-23-1	Furman..... 1-1	Marshall..... 1-3	Rhode Island..... 0-1	Valparaiso..... 75-21
Bradley..... 16-11	Georgetown..... 38-8	Maryland..... 0-3	Rice..... 1-1	Vanderbilt..... 4-2
Brigham Young..... 3-2	Georgetown (KY)..... 1-0	Massachusetts..... 1-0	Robert Morris (IL)..... 1-0	Vermont..... 1-1
Brown..... 0-1	George Washington..... 1-0	Memphis (State)..... 10-9	Rochester (MI)..... 1-0	Villanova..... 37-9-1
Buffalo..... 1-0	Georgia..... 7-5	Mercer..... 3-4	Rollins..... 3-3	Virginia..... 2-3
Butler..... 67-15	Georgia Tech..... 4-6	Miami (FL)..... 6-16	Rose Polytechnic..... 6-0	Virginia Tech..... 9-8
California..... 3-2	Gonzaga..... 2-2-1	Miami (OH)..... 1-11	Rush Medical..... 1-1	Wabash..... 39-6
Cal-Irvine..... 1-0	Goshen..... 4-0	Michigan..... 46-87	Rutgers..... 34-20	Wake Forest..... 2-7
Cal Poly..... 2-1	Grambling..... 2-0	Michigan State..... 54-78	Sacred Heart..... 2-1	University of Washington..... 5-3
Cal-Riverside..... 0-1	Great Lakes..... 14-8	Minnesota..... 23-19	St. Ambrose..... 0-1	Washington University..... 1-0
Cal-Santa Barbara..... 1-1	Harvard..... 1-2	Mississippi..... 1-4	St. Bernard..... 0-1	Washington and Jefferson..... 1-0
Cal State Fullerton..... 0-4	Hawaii..... 0-2	Mississippi State..... 4-2	St. Bonaventure..... 2-0	Washington State..... 3-0
Carson-Newman..... 0-1	Hillsdale..... 14-0	Mississippi Valley State..... 5-0	St. Edward's (TX)..... 0-6	Wayne State (IN)..... 5-0
Cathedral..... 1-0	Hofstra..... 3-0	Missouri..... 1-1	St. Ignatius..... 3-0	Webber International..... 1-0
Catholic University..... 2-1	Hope College..... 2-0	Missouri Southern..... 1-2	St. John's..... 27-25	West Virginia..... 40-22
Central Florida..... 4-3	Houston..... 0-1	(SW) Missouri State..... 3-1	St. Joseph's (IN)..... 12-1	Western Kentucky..... 1-0
Central Michigan..... 18-12-1	Houston Baptist..... 1-0	Monmouth..... 2-0	Saint Louis..... 13-4	Western Michigan..... 68-66-1
College of Charleston..... 0-1	Huntington..... 11-0	Mount St. Mary's..... 2-0	St. Mary of the Plains..... 1-1	Wichita State..... 1-1
Chicago..... 27-6-1	Illinois..... 25-38	Murray State..... 4-3	St. Mary's (KY)..... 4-0	Williams..... 1-0
Chicago State..... 29-2	Illinois-Chicago..... 30-10	Navy..... 8-3-1	St. Mary's (MN)..... 5-3	Winona..... 1-0
Christian Brothers..... 6-3	Illinois State..... 8-13	Nebraska..... 11-3	St. Mary's (TX)..... 8-7	Winthrop..... 1-2
Cincinnati..... 26-18	Illinois Tech..... 1-2	Nevada..... 1-1	St. Norbert..... 2-0	Wisconsin..... 61-56-3
The Citadel..... 1-0	Illinois Wesleyan..... 8-2	New Hampshire..... 0-1	St. Procopius..... 1-0	Wisconsin-Milwaukee..... 10-3
Clemson..... 3-1	Incarnate Word..... 2-2	New Mexico..... 1-0	St. Thomas..... 3-0	Wright State..... 3-3
Cleveland State..... 16-1	Indiana..... 66-32-1	New Mexico State..... 1-1	St. Viator..... 18-5	Xavier..... 56-20
Coastal Carolina..... 0-2	IPFW..... 6-0	New Orleans..... 4-6	Sam Houston State..... 1-0	Yale..... 1-2
Coe..... 2-0	IUPUI..... 5-1	New York Tech..... 1-0	San Diego..... 2-0	Youngstown State..... 1-0
Colgate..... 4-2	Indiana State..... 5-9	Newman..... 1-0	San Diego State..... 1-0	
Colorado State..... 1-0	Indiana Tech..... 4-1	Niagara..... 2-1	Santa Clara..... 0-3	
Columbia..... 1-0	Indianapolis..... 2-0	North Carolina..... 1-2	Schreiner..... 4-1	
Concordia..... 1-0	Iowa..... 41-27-1	NC State..... 0-4	Seattle University..... 1-2	
Connecticut..... 28-18-1	Iowa State..... 1-1-1	UNC Wilmington..... 0-1	Seton Hall..... 36-17	
Cornell..... 3-1	Jacksonville..... 0-1	North Central..... 1-0	Siena Heights..... 2-0	
Creighton..... 8-4	Jacksonville State..... 1-0	North Dakota State..... 1-0	SMU..... 1-0	
Dallas..... 3-0	James Madison..... 1-0	North Florida..... 1-1	South Alabama..... 2-1	
Dallas Baptist..... 1-1	Kalamazoo..... 14-1	Northeastern Illinois..... 7-2	South Carolina..... 1-1	
Daniel Baker..... 2-0	Kansas..... 1-0	Northern Illinois..... 7-2	South Dakota State..... 0-1	
Dartmouth..... 2-0	Kansas State..... 0-3	Northern Iowa..... 2-0	South Florida..... 12-15	
Dayton..... 46-12	Kent State..... 9-7	Northeastern..... 1-2	Southern Illinois..... 10-4	
DePaul..... 3-0	Kentucky..... 5-6	Northwestern..... 71-59-1	Southwestern (TN)..... 1-0	
DePaul..... 19-4	Kentucky Wesleyan..... 1-0	Northwood..... 3-1	Spring Hill..... 1-1	
Delaware..... 3-2	Knox..... 5-3	Oakland (MI)..... 12-1	Stanford..... 0-3	

**AIR FORCE**

Notre Dame leads 7-0

3/16/1990	N	W	4	3
3/17/1990	N	W	4	3
5/15/1991	N	W	9	6
2/29/1992	N	W	12	4
2/24/1996	N	W	12	8
2/24/2000	N	W	6	0
2/24/2006	N	W	8	2

**AKRON**

Notre Dame leads 1-0

3/17/2000	N	W	10	3
-----------	---	---	----	---

**ALABAMA**

Notre Dame leads 4-3

3/19/1976	A	L	0	9
3/20/1976	A	W	5	0
3/10/1994	A	L	2	5
3/11/1994	A	W	5	4
3/12/1994	A	W	10	7
4/25/1995	H	W	5	3
4/26/1995	H	L	1	9

**ALABAMA-BIRMINGHAM**

Notre Dame leads 1-0

3/12/2011	N	W	3	0
-----------	---	---	---	---

**ALBANY**

Notre Dame trails 0-1

2/24/2008	N	L	4	12
-----------	---	---	---	----

**ALBION**

Notre Dame leads 8-1

5/5/1894	H	W	3	2
6/9/1899	A	W	18	2
5/8/1902	H	W	21	7
5/9/1905	H	L	2	9
5/21/1906	H	W	6	1
5/8/1907	H	W	6	4
4/18/1908	H	W	18	0
4/14/1909	H	W	6	4
4/15/1911	H	W	28	4

**ALMA**

Notre Dame leads 1-0

5/28/1957	N	W	18	2
-----------	---	---	----	---

**AMHERST**

Notre Dame leads 1-0

6/15/1928	A	W	1	0
-----------	---	---	---	---

**APPALACHIAN STATE**

Notre Dame leads 2-0

3/2/2014	N	W	(11)	4
3/11/2014	A	W	(10)	13

**ARKANSAS**

Series is tied 6-6

4/28/1910	H	W	6	4
4/29/1910	H	L	1	5
4/26/1911	H	L	2	3
4/27/1911	H	L	2	4
4/24/1912	H	W	11	2
4/25/1912	H	L	5	6
4/26/1912	H	W	10	9
4/24/1913	H	W	17	3
4/26/1913	H	W	11	0
3/16/1973	N	L	5	6
3/17/1983	A	0	5	
2/28/1997	N	W	(7)	8

**ARKANSAS-LITTLE ROCK**

Notre Dame leads 2-0

3/15/2002	N	W	7	5
-----------	---	---	---	---

**ARKANSAS STATE**

Notre Dame leads 8-7

4/1/1953	N	W	11	2
4/2/1953	A	W	9	0
4/17/1954	N	L	0	10
4/22/1954	A	L	3	4
4/23/1954	A	W	9	8
4/1/1959	A	W	12	5
4/18/1960	A	W	17	3
4/20/1960	A	W	15	4
3/27/1965	A	W	5	2
3/15/1971	A	L	2	5
3/16/1971	A	L	2	3
3/16/1971	A	L	8	11
3/29/1972	A	L	4	7
3/11/1974	N	L	3	6
3/13/1974	N	W	6	3

**ARMOUR INSTITUTE**

Notre Dame leads 7-0

5/17/1910	H	W	19	4
5/21/1910	H	W	4	3
4/29/1911	H	W	10	5
4/18/1914	H	W	5	1
4/14/1915	H	W	14	2
4/25/1916	H	W	11	1
4/14/1930	H	W	12	4

**ARMY**

Notre Dame leads 5-1

5/24/1913	A	L	0	3
5/13/1914	A	W	9	3
5/11/1940	A	W	6	2
2/28/1992	N	W	2	1
2/23/1996	N	W	(7)	12
2/27/1997	N	W	(7)	8

**ARIZONA**

Notre Dame trails 2-8

4/7/1961	A	L	3	5
4/8/1961	A	L	4	12
4/8/1961	A	L	1	6
3/9/1993	A	L	6	19
3/10/1993	A	L	9	10
5/30/2003	A	W	13	5
3/12/2004	N	W	4	2
6/6/2004	H	L	6	7
3/5/2006	N	L	0	2
3/9/2008	N	L	0	16

**ARIZONA STATE**

Notre Dame trails 2-5

3/20/1992	A	L	2	16
3/21/1992	A	L	5	10
3/22/1992	A	L	5	9
3/8/1993	A	W	11	4
4/26/2002	H	W	9	4
2/22/2003	A	L	3	16
2/23/2003	A	L	8	14

**AUBURN**

Notre Dame trails 0-4

3/17/1976	N	L	2	10
3/17/1976	N	L	0	9
3/18/1976	N	L	6	8
5/29/1994	N	L	0	8

**AUSTIN PEAY**

Notre Dame trails 0-1

4/22/1960	A	L	4	6
-----------	---	---	---	---

**BALL STATE**

Notre Dame leads 19-12

4/27/1976	H	L	0	9
4/27/1976	H	W	5	0
4/26/1977	A	W	5	3
4/26/1977	A	W	7	5
4/15/1978	H	L	0	2
4/15/1978	H	L	0	8
4/20/1981	H	W	3	2
4/20/1981	H	W	8	0
4/19/1982	A	W	6	2
4/19/1982	A	L	4	8
4/13/1983	H	W	5	3
4/13/1983	H	L	1	9
4/2/1985	H	W	6	5
4/2/1985	H	L	3	8
3/28/1987	A	L	2	4
3/28/1987	A	W	3	2
5/11/1988	A	W	13	4
5/11/1988	A	W	2	0
4/4/1992	H	W	(7)	7
4/4/1992	H	L	0	3
4/7/1998	H	L	3	4
4/3/2001	H	L	3	4
4/16/2002	H	W	10	1
4/22/2003	H	L	1	3
4/27/2004	H	W	(15)	7
4/6/2005	H	L	5	14
4/5/2006	H	W	6	4
4/24/2007	H	W	6	4
3/25/2008	H	W	7	3
3/17/2009	H	W	5	4
3/23/2010	H	W	11	5

**BAYLOR**

Notre Dame trails 2-3

4/1/1929	A	W	5	2
4/2/1929	A	W	12	6
3/18/1987	N	L	4	9
3/12/1995	N	L	1	2
3/14/1995	N	L	4	10

**BELOIT**

Notre Dame leads 18-9

5/17/1900	H	L	1	2
5/11/1901	H	L	2	7
5/23/1901	H	L	1	9
5/22/1902	A	L	0	2
5/21/2003	H	W	12	6
5/28/2003	H	W	3	2
5/10/1904	A	L	1	4
6/7/1904	H	L	0	2
5/2/1905	A	L	0	2
5/2/1906	A	W	6	5
5/12/1906	N	W	11	5

5/31/1907	H	W	6	0
4/23/1908	H	W	3	2
4/28/1909	H	W	7	3
5/30/1909	A	L	2	4
5/7/1910	H	W	3	0
5/19/1910	H	W	3	1
5/9/1911	A	W	10	1
5/27/1911	H	W	6	3
6/1/1912	H	W	8	1
5/18/1913	H	W	2	1
5/23/1914	H	L	10	13
5/4/1915	H	W	15	6
4/8/1915	A	W	14	3
5/2/1922	A	W	16	7
5/25/1922	H	W	5	2
5/14/1923	H	W	6	0

**BETHANY**

Notre Dame leads 2-0

4/23/1914	H	W	8	3
4/22/1915	H	W	7	3

**BETHEL**

Notre Dame leads 19-4

4/24/1976	H	W	1	0
4/5/1977	H	W	12	1
4/5/1977	H	W	5	0
3/31/1978	H	W	17	0
4/6/1978	A	L	2	5
4/27/1979	A	W	14	2
3/12/1979	H	L	3	4
4/29/1980	A	W	14	0
4/29/1980	A	W	7	5
4/7/1981	H	W	13	10
4/7/1981	H	W	11	5
4/15/1982	A	W	1	0
4/15/1982	A	L	1	3
4/7/1983	H	W	3	2
4/7/1983	H	W	7	2
3/29/1984	H	L	11	12
4/11/1985	H	W	9	6
4/11/1985	H	W	8	5
4/3/1986	A	W	6	4
4/3/1986	A	W	7	5
4/21/1987	H	W	10	1
3/23/1988	A	W	15	1
3/23/1988	A	W	2	1

**BOSTON COLLEGE**

Notre Dame leads 25-10

5/20/1908	A	W	9	0
6/7/1928	A	L	1	8
3/23/1996	A	W	(7)	9
6/6/1997	H	W	(11)	6
4/6/1997	H	W	16	3
4/4/1998	A	W	(7)	5
4/4/1998	A	W	6	4
4/5/1998	A	W	16	6
4/17/1999	H	L	(8)	7
4/17/1999	H	W	9	6
4/18/1999	H	W	11	8
4/8/2000	H	W	(7)	10
4/9/2000	H	L	1	11
5/17/2000	N	L	3	4
5/19/2000	N	L	5	6
5/12/2001	A	W	(7)	8
5/12/2001	A	W	8	2
5/13/2001	A	W	8	7
5/18/2002	H	W	(7)	10
5/18/2002	H	W	5	2
4/10/2004	H	(7)	4	7
4/10/2004	H	W	6	4
5/27/2004	N	W	3	2
5/29/2004	N	W	11	5
4/9/2005	A	L	(7)	2
4/9/2005	A	W	3	2
4/10/2005	A	W	3	0
5/26/2005	N	W	6	5
3/2/2008	N	L	2	7
4/11/2014	H	L	(11)	4
4/12/2014	H	W	4	2
4/12/2014	H	W	7	0

**BOWLING GREEN**

Notre Dame leads 39-23-1

4/29/1960	A	L	2	3
4/30/1960	A	W	14	0
4/21/1961	H	L	6	9
4/22/1961	H	W	9	4
4/24/1962	A	W	4	2
5/22/1964	A	L	(10)	13
5/23/1964	A	W	6	4

5/14/1965	H	L	1	3
5/15/1965	H	W	5	3
5/6/1966	A	W	4	2
5/7/1966	A	L	4	5
4/28/1967	H	L	4	6
4/26/1968	A	W	5	4
4/27/1968	A	W	8	6
4/18/1969	H	L	0	3
4/19/1969	H	W	1	0
4/10/1970	A	L	2	9
4/11/1970	A	L	0	5
5/5/1972	H	W	5	1
4/8/1971	H	W	7	11
5/6/1972	H	W	5	2
5/6/1972	H	W	5	2
4/4/1973	A	W	7	2
5/5/1973	A	L	2	3
5/5/1973	A	W	10	3
5/1/1974	H	W	4	0
5/1/1974	H	W	2	1
4/22/1975	A	W	10	4
4/22/1975	A	L	1	6
4/13/1976	H	L	4	5
4/13/1976	H	W	11	4
4/15/1977	A	L	1	4
4/15/1977	A	L	3	6
4/23/1979	A	L	7	8
4/23/1979	A	L	0	7
4/27/1980	H	W	6	2
4/27/1980	H	W	8	7
4/29/1981	A	W	8	7
4/29/1981	A	W	2	1
4/27/19				

BYU			
Notre Dame leads 3-2			
3/28/1986	N	L	0 10
3/13/1992	N	L	3 7
5/30/1941	H	W	7 2
3/9/1998	N	W	15 4
4/1/2002	H	W	1 0

CALIFORNIA			
Notre Dame leads 3-2			
5/27/1938	H	L	0 4
5/30/1941	H	W	5 4
5/31/1941	H	W	8 6
3/28/1961	A	W (10)	7 6
3/29/1961	A	L	1 5

CAL IRVINE			
Notre Dame leads 1-0			
6/4/2004	H	W	6 5

CAL POLY			
Notre Dame leads 2-1			
3/14/2013	A	L	3 6
3/15/2013	A	W	1 0
3/16/2013	A	W	6 5

CAL RIVERSIDE			
Notre Dame trails 0-1			
3/25/1986	A	L	2 13

CAL SANTA BARBARA			
Series is tied 1-1			
5/27/2001	H	W (10)	11 10
3/12/2013	A	L	2 7

CAL STATE FULLERTON			
Notre Dame trails 0-4			
2/25/1995	A	L	3 20
5/29/1999	H	L	3 6
5/31/2003	A	L	3 4
6/1/2003	A	L	1 8

CARSON-NEWMAN			
Notre Dame trails 0-1			
4/5/1923	A	L	1 4

CATHEDRAL			
Notre Dame leads 1-0			
5/18/1911	H	W	8 4

CATHOLIC UNIVERSITY			
Notre Dame leads 2-1			
5/16/1912	L	L	2 8
5/22/1913	A	W	9 5
5/15/1914	A	W	13 4

CENTRAL FLORIDA			
Notre Dame leads 4-3			
3/19/1979	A	L	3 10
3/19/1979	A	L	2 5
5/29/1993	N	W	12 3
5/18/2004	H	W	4 0
5/19/2004	H	W	3 2
2/19/2005	N	L	1 2
2/20/2005	N	W	4 2

CENTRAL MICHIGAN			
Notre Dame leads 18-12-1			
4/16/1957	H	W	3 2
5/3/1958	H	W	6 0
5/3/1958	H	W	11 0
4/25/1959	A	W	9 3
4/25/1959	A	W	5 3
4/9/1977	H	L	8 9
5/8/1977	H	L	1 2
5/9/1978	A	L	0 5
5/9/1978	A	L	3 16
5/17/1993	H	W	7 4
5/9/1994	H	W	5 4
5/4/1995	A	L	3 8
5/4/1995	A	L	7 8
3/27/1997	H	W	14 9
2/25/1998	H	W	7 5
4/22/1999	H	W	3 1
3/11/2000	N	W	5 0
4/19/2001	H	W	6 4
4/15/2002	H	W	10 9
4/14/2003	H	W	8 3
3/23/2004	H	L	1 4
4/13/2005	H	L	4 10
3/22/2006	H	W	11 9
3/27/2007	H	L	4 8
3/17/2008	H	T	2 2
3/24/2009	H	W	14 8
5/12/2010	H	L	5 12
3/29/2011	H	W	3 2
4/25/2012	H	L	4 9
4/30/2013	A	W	7 3
4/23/2014	H	L	3 4

COLLEGE OF CHARLESTON			
Notre Dame trails 0-1			
6/2/2006	N	L (16)	4 5

CHICAGO			
Notre Dame leads 27-6-1			
5/15/1897	H	L	2 10
5/31/1898	H	W	12 9
5/20/1899	A	W	7 2
5/18/1900	H	W	7 2
5/4/1901	H	W	11 3
4/16/1932	A	W	3 0
4/27/1932	H	T	6 6
4/15/1933	A	L	5 6
4/25/1933	H	L	1 13
4/24/1934	H	L	12 14
5/22/1934	H	W	19 6
4/20/1935	A	W	12 6
4/30/1935	H	W	8 7
4/18/1936	H	W	8 2
5/5/1936	A	W	8 0
4/13/1937	H	W	16 9
4/22/1937	A	L	2 9
4/16/1938	A	W	3 2
4/30/1938	H	W	5 0
4/25/1939	A	W	9 7
4/16/1940	A	W	4 1
4/23/1940	A	W	9 4
4/15/1941	A	W	17 10
4/10/1943	H	W	21 1
5/7/1949	A	W	8 2
5/14/1949	H	W	14 3
4/18/1950	H	W	6 2
5/6/1950	A	L	16 18
5/17/1988	H	W	11 2
5/17/1988	H	W	8 5
5/15/1990	H	W	9 1
5/31/2003	A	W	4 1
5/14/1991	H	W	18 14
5/10/1997	H	W	3 1

CHICAGO STATE			
Notre Dame leads 29-2-2			
4/1/1986	H	W	8 4
3/27/1988	H	W	3 1
3/27/1988	H	W	3 0
3/29/1989	H	W	7 1
4/27/1989	H	W	7 4
4/27/1989	L	L	4 5
4/24/1990	H	W	5 4
4/24/1990	H	W	12 4
4/25/1990	H	W	6 3
4/25/1990	H	W	3 2
4/17/1991	H	W	5 1
4/17/1991	H	W	5 0
5/16/1994	H	W	5 1
5/16/1994	H	W	8 2
4/5/1995	H	W	4 1
4/10/1996	H	W	10 7
5/1/1997	H	W	7 5
4/8/1998	H	W	11 5
4/28/1999	H	L	4 6
4/18/2000	H	W	12 2
4/18/2000	H	W	4 1
4/10/2001	H	W	5 2
4/23/2002	H	W	16 7
4/10/2003	H	W	9 3
4/6/2004	H	W	15 5
2/3/2005	H	W	15 3
4/4/2006	H	W	6 4
3/28/2007	H	W	14 4
4/22/2008	H	W	12 2
4/13/2010	H	W	6 4
4/8/2014	A	W	6 1

CHRISTIAN BROTHERS			
Notre Dame leads 6-3			
3/17/1971	A	L	3 7
3/18/1971	A	L	8 0
3/31/1972	A	L	6 0
4/1/1972	A	W	9 7
4/1/1972	A	W	6 0
3/14/1977	H	W	5 2
3/14/1977	H	W	4 0
3/16/1977	H	L	0 8
2/27/1997	N	W	12 1

CINCINNATI			
Notre Dame leads 26-18			
4/17/1948	A	L	3 4
4/17/1948	A	L	1 2
4/13/1949	H	W	9 5
5/17/1952	A	L	12 2
4/13/1968	A	L	7 8
4/13/1968	A	L	3 1
5/7/1971	H	W	5 2
4/28/1972	A	L	2 6
5/1/1973	H	L	5 9

5/1/1973	H	W	9 2
4/10/1974	A	W	6 5
4/10/1974	A	W	4 3
5/1/1976	A	W	5 2
3/19/1994	A	L	0 10
4/29/1977	H	W	5 1
4/29/1977	H	W	5 0
4/29/1978	A	L	7 8
4/29/1978	A	L	6 9
3/29/1980	A	W	5 1
3/29/1980	A	W	6 2
4/4/1981	H	W	13 4
4/4/1981	H	W	17 9
3/30/1995	H	W	5 4
3/24/1998	H	W	3 2
5/13/2003	H	W	9 6
3/22/2005	H	W	10 4
4/5/2007	A	L	3 4
4/6/2007	A	L	3 4
4/7/2007	A	L	9 5
3/29/2008	H	L	3 5
3/29/2008	H	W	4 3
3/30/2008	H	L	3 4
4/9/2009	A	L (11)	4 5
4/11/2009	A	L (7)	3 7
4/11/2009	A	W	6 2
4/23/2010	H	W	5 2
4/24/2010	H	L	4 5
4/24/2010	H	W	5 4
4/13/2012	H	W	10 9
4/14/2012	H	W	6 5
4/15/2012	H	L	2 6
5/16/2013	A	L	5 9
5/17/2013	A	W	9 1
5/18/2013	A	L	5 11

THE CITADEL			
Notre Dame leads 1-0			
5/28/1994	N	W	5 1

CLEMSON			
Notre Dame leads 3-1			
5/27/1994	A	W	8 1
5/9/2014	H	W	2 1
5/10/2014	H	L	0 8
5/11/2014	H	W	11 3

CLEVELAND STATE			
Notre Dame leads 16-1			
5/1/1992	H	W (5)	22 3
5/1/1992	H	W	20 9
4/12/1993	H	W	8 3
4/12/1993	H	W	11 5
5/13/1993	A	W	10 8
5/13/1993	A	W	10 4
4/18/1994	H	W	18 4
4/18/1994	H	W	14 5
4/14/1999	H	W	6 3
4/27/2000	H	W	9 6
3/21/2001	H	W	3 0
4/23/2003	H	L	13 1
4/28/2004	H	L	5 12
4/29/2005	H	W	7 6
4/30/2005	H	W	13 3
5/2/2006	H	W	12 1
3/20/2007	H	W	5 3

COASTAL CAROLINA			
Notre Dame trails 0-2			
2/25/2007	N	L	0 4
3/12/2011	A	L	3 4

COE			
Notre Dame leads 2-0			
5/11/1928	A	W	7 5
5/18/1929	H	W	5 0

COLGATE			
Notre Dame leads 4-2			
5/26/1913	A	W	3 0
5/11/1915	H	W	10 1
3/27/1967	A	W	4 0
3/30/1967	A	L	3 13
4/2/1970	N	W	7 1
4/4/1970	N	L	3 4

COLORADO STATE			
Notre Dame leads 1-0			
6/9/1957	N	W	23 2

COLUMBIA			
Notre Dame leads 1-0			
3/11/1989	N	W	9 2

CONCORDIA			
Notre Dame leads 1-0			
4/8/1947	A	W	10 2

CONNECTICUT			
Notre Dame leads 28-18-1			
4/6/1996	H	W (7)	7 6

4/6/1996	H	L	9 10
3/29/1997	A	W (7)	7 2
4/3/1999	H	W (7)	11 7
4/3/1999	H	W	11 8
4/1/2000	A	W (7)	8 3
4/1/2000	A	L	1 8
4/2/2000	A	W	9 2
5/5/2001	H	W (7)	6 1
5/5/2001	H	W	13 12
5/6/2001	H	L	12 19
3/23/2002	A	L (7)	3 4
3/23/2002	A	L (11)	8 9
3/24/2002	A	L	6 13
4/26/2003	H	W (7)	3 2
4/26/2003	H	W	11 4
4/27/2003	H	W	6 3
5/9/2004	A	W (7)	4 0
5/9/2004	A	W	11 4
5/10/2004	A	W	16 8
4/16/2005	H	W (7)	3 2
4/16/2005	H	W	7 1
4/17/2005	H	W	9 7
4/29/2006	A	W	7 6
4/29/2006	A	W	7 3
4/30/2006	A	T (13)	1 1
5/17/2007	H	L	0 5
5/18/2007	H	W	5 4
5/19/2007	H	L	6 7
5/2/2008	A	L	7 9
5/3/2008	A	W	8 2
5/4/2008	A	W	8 2
5/11/2009	H	L	5 8
5/2/2009	H	L	3 8
5/3/2009	H	W	5 4
4/8/2011	H	L	1 3
4/9/2011	H	L	3 6
4/10/2011	H	W	14 4
5/25/2011	N	L	2 4
5/27/2011	N	L	3 3
5/17/2012	A	L	1 2
5/18/2012	N	W	4 0
5/19/2012	A	L	0 4
4/26/2013	H	W	12 2
4/27/2013	H	W	4 3
4/28/2013	H	L	12 5
5/26/2013	N	L	1 8

CORNELL			
---------	--	--	--

4/3/1972	A	L	8	10
4/4/1972	A	W	5	1
3/17/1977	A	L	1	6
3/17/1977	A	L	2	3
3/18/1977	A	L	1	6
3/16/1981	A	L	7	8
3/16/1981	A	L	6	11
3/17/1981	A	T	8	8
<b>DENISON</b>				
Notre Dame leads 3-0				
5/26/1903	H	W	12	5
6/3/1903	H	W	7	4
5/16/1905	H	W	6	1
<b>DETROIT (MERCY)</b>				
Notre Dame leads 56-46				
5/28/1959	H	W	10	0
5/16/1964	H	L	3	4
4/24/1965	H	W	5	1
5/4/1965	A	L	6	8
5/3/1966	H	L	8	10
5/5/1966	A	L	13	14
4/12/1967	A	W	7	3
5/10/1967	H	L	7	8
4/18/1968	A	W	4	1
4/14/1969	A	W	6	3
5/15/1969	H	W	17	4
4/15/1970	A	L	5	7
5/7/1970	A	W	7	4
4/12/1971	A	L	8	9
5/9/1971	H	L	1	3
4/29/1973	H	L	2	4
4/29/1973	H	L	3	5
5/5/1974	H	W	9	1
5/5/1975	H	L	2	3
5/5/1975	H	L	0	5
5/4/1976	A	W	5	2
5/4/1976	A	L	1	5
5/4/1976	A	L	0	4
5/7/1977	H	W	7	6
5/8/1977	H	W	11	6
5/7/1978	A	L	4	10
5/7/1978	A	L	0	4
4/14/1979	H	L	1	6
4/14/1979	H	W	8	6
5/4/1980	H	W	13	3
5/4/1980	H	W	6	5
4/18/1981	A	L	3	4
4/18/1981	A	L	7	8
4/25/1982	H	L	3	5
4/25/1982	H	W	2	1
4/23/1983	A	L	4	7
4/23/1983	A	L	4	8
4/24/1983	A	W	4	2
4/24/1983	A	L	7	8
5/22/1983	N	L	9	10
4/21/1984	A	L	1	7
4/21/1984	A	W	1	0
4/20/1985	A	W	3	2
4/20/1985	A	W	12	6
4/21/1985	A	W	19	0
4/21/1985	A	W	19	6
4/19/1986	H	L	6	8
4/19/1986	H	L	10	13
4/20/1986	H	L	2	3
4/20/1986	H	L	5	10
4/18/1987	A	L	2	3
4/18/1987	A	L	2	6
4/16/1988	A	W	9	8
4/16/1988	A	W	12	11
4/17/1988	A	L	12	14
4/17/1988	A	W	16	11
5/21/1988	H	L	4	5
4/22/1989	H	L	0	1
4/22/1989	H	W	7	2
4/23/1989	H	L	3	6
4/23/1989	H	L	4	5
5/6/1989	A	L	2	4
5/6/1989	A	L	2	4
5/7/1989	A	L	6	7
5/7/1989	A	W	7	6
5/18/1989	H	L	15	16
5/20/1989	H	W	4	1
5/20/1989	H	W	21	10
4/28/1990	A	W	3	1
4/28/1990	A	W	10	9
4/29/1990	A	W	4	3
4/29/1990	A	W	7	2
5/13/1990	H	W	7	1
5/13/1990	H	W	8	4
5/4/1991	H	L	5	6
5/4/1991	H	L	4	7

5/5/1991	H	W	6	2
5/5/1991	H	W	7	1
5/16/1991	H	W	9	7
5/2/1992	A	W	16	1
5/2/1992	A	W	20	0
5/3/1992	A	W	11	2
5/3/1992	A	W	5	1
5/15/1992	H	W	11	8
5/1/1993	H	W	2	0
5/1/1993	H	W	4	2
5/2/1993	H	W (7)	10	3
5/2/1993	H	L	2	8
5/20/1993	H	W	14	8
5/13/1994	H	W	5	4
5/13/1994	H	L	8	9
5/14/1994	H	L	5	10
5/14/1994	H	W	5	4
5/19/1994	H	L	6	7
4/15/1995	H	W	4	2
4/16/1995	H	W	11	5
4/5/1999	H	W	6	4
3/22/2000	H	W	10	3
4/11/2001	H	W	9	8
5/15/2002	H	W	23	1
4/1/2003	H	W	15	5
3/24/2004	H	W	16	6
<b>DRAKE</b>				
Notre Dame leads 1-0				
5/4/1929	A	W	13	7
<b>DUKE</b>				
Notre Dame trails 4-8				
4/7/1955	A	L	1	4
4/11/1963	A	W	4	3
4/13/1963	A	W	6	2
2/25/1988	A	W	14	11
2/26/1988	A	L	6	9
3/18/1989	A	W	5	4
3/19/1989	A	L	2	8
3/17/1990	N	L	2	4
2/1/1998	N	L	1	3
3/14/2014	A	L (10)	3	4
3/15/2014	A	L	1	4
3/15/2014	A	L	0	1
<b>DUQUESNE</b>				
Notre Dame leads 10-0				
4/18/1993	A	W (7)	5	1
4/18/1993	A	W	11	0
4/19/1993	A	W	12	8
4/19/1993	A	W (5)	11	0
5/18/1993	H	W	18	4
4/18/1995	H	W	11	1
4/18/1995	H	W	16	1
3/11/2000	N	W	5	1
3/1/2002	N	W	6	2
3/11/2007	N	W	14	3
<b>EARLHAM</b>				
Notre Dame leads 3-0				
6/8/1912	H	W	11	7
4/19/1913	H	W	24	1
<b>EASTERN ILLINOIS</b>				
Notre Dame leads 5-1				
5/17/1994	H	L	4	8
5/17/1994	H	L	10	3
4/27/1995	H	W	9	3
4/3/1996	H	W	5	0
4/2/1997	H	W	7	5
3/13/2003	N	W	3	2
<b>EASTERN MICHIGAN</b>				
Notre Dame leads 3-2				
4/20/1992	H	W	6	1
3/10/2001	N	W	4	3
4/15/2003	H	L	3	5
3/20/2012	H	L	12	4
5/1/2013	H	L	6	12
<b>ELON</b>				
Notre Dame leads 2-0				
4/15/1963	A	W	7	0
4/15/1963	A	W	9	2
<b>EVANSVILLE</b>				
Notre Dame leads 21-10				
3/25/1959	A	W	9	2
4/13/1960	A	W	8	6
5/18/1985	N	W	1	0
5/22/1988	H	L	6	9
5/20/1989	H	W	11	2
5/18/1990	H	L	3	7
5/19/1990	H	L	7	8
4/6/1991	A	L	0	5
4/6/1991	A	W	12	6
4/7/1991	A	L	1	2
4/7/1991	A	W	5	0

5/17/1991	H	W	12	5
5/18/1991	H	W	12	5
4/10/1992	H	W	6	0
4/11/1992	H	W (7)	5	1
4/11/1992	H	W (7)	7	3
4/12/1992	H	W	4	0
5/16/1992	H	W	8	1
4/24/1993	A	L	3	11
4/24/1993	A	W	6	0
4/25/1993	A	L	0	3
5/21/1993	H	L	1	5
5/22/1993	H	W	22	5
4/23/1994	H	W	3	2
4/23/1994	H	L	5	9
4/24/1994	H	W	7	0
4/24/1994	H	W	12	0
5/20/1994	H	W	13	3
5/21/1994	H	W	10	2
2/27/1998	A	W	6	1
3/18/2005	A	L	3	10
<b>FAIRFIELD</b>				
Notre Dame leads 1-0				
3/2/2002	N	W	6	4
<b>FERRIS STATE</b>				
Notre Dame trails 3-6				
4/18/1973	A	L	0	14
4/18/1973	A	W	1	0
4/22/1974	H	W	11	8
4/22/1974	H	L	13	14
5/3/1975	A	W	5	3
5/3/1975	A	L	2	2
4/21/1976	H	L	5	8
5/5/1977	A	L	2	8
5/5/1977	A	L	9	10
<b>FLORIDA</b>				
Notre Dame trails 1-4				
4/21/1930	A	W	5	4
4/21/1930	A	L	0	1
3/20/1979	A	L	1	6
3/21/1979	A	L	0	12
6/5/2005	A	L	3	23
<b>FLORIDA A&amp;M</b>				
Notre Dame leads 2-0				
2/18/2005	N	W	18	3
2/19/2005	N	W	4	3
<b>FLORIDA ATLANTIC</b>				
Notre Dame leads 3-2				
3/2/2001	N	W	3	0
2/28/2004	A	W	3	2
2/15/2014	A	W	9	2
2/15/2014	A	L	6	16
2/16/2014	A	L	3	13
<b>FLORIDA GULF COAST</b>				
Series tied 1-1				
3/16/2007	N	L	3	5
2/16/2013	N	W (10)	6	5
<b>FLORIDA INTERNATIONAL</b>				
Notre Dame trails 1-6				
2/19/1999	A	L	1	14
2/20/1999	A	L	2	3
2/21/1999	A	L	0	12
5/27/2001	H	L (10)	6	7
5/29/2001	H	W	5	2
5/29/2001	H	L	4	5
3/2/2002	N	L	4	13
<b>FLORIDA MEMORIAL</b>				
Notre Dame leads 1-0				
2/28/2004	N	W	12	3
<b>FLORIDA SOUTHERN</b>				
Notre Dame trails 0-1				
3/22/1978	N	L	0	12
<b>FLORIDA STATE</b>				
Notre Dame trails 4-8				
3/31/1956	N	L	5	12
4/5/1926	A	L	2	5
4/8/1958	A	L	3	7
5/28/1993	A	L	3	7
5/29/1993	A	W	4	3
1/30/1998	N	W	10	1
6/7/2002	A	W	10	4
6/9/2002	A	L	5	12
6/10/2002	A	W	3	1
4/4/2014	A	L (12)	7	8
4/6/2014	A	L	2	11
4/6/2014	A	L	3	4
<b>FORDHAM</b>				
Notre Dame leads 2-1				
5/21/1908	A	W	2	0
5/12/1913	A	W	6	3
5/12/1915	H	L	5	6

<b>FRANKLIN COLLEGE</b>				
Notre Dame trails 0-1				
5/2/2007	H	L	3	4
<b>FRESNO STATE</b>				
Notre Dame trails 1-4				
3/31/1961	A	L	13	19
4/1/1961	A	L	2	8
5/26/1989	A	L	8	9
5/28/1989	A	L	4	11
3/14/2001	A	W	5	4
<b>FURMAN</b>				
Series is tied 1-1				
4/13/1925	A	W	10	3
4/14/1925	A	L	10	14
<b>GEORGETOWN</b>				
Notre Dame leads 38-8				
5/23/1908	A	W	11	2
5/12/1914	A	L	1	4
4/20/1996	A	L (7)	3	6
4/20/1996	A	W	7	3
4/21/1996	A	W	7	0
5/3/1997	H	W (7)	14	0
5/3/1997	H	W	11	1
5/4/1997	H	W	12	1
3/28/1998	H	W (7)	7	6
3/28/1998	H	W	19	7
3/29/1998	H	W	10	2
5/8/1999	A	W (7)	8	2
5/9/1999	A	W	11	5
4/22/2000	A	W (7)	5	1
4/22/2000	A	W	12	1
4/12/2001	H	W (7)	15	4
4/12/2001	H	W	17	10
3/30/2002	A	W (7)	10	6
3/30/2002	A	W	12	3
3/29/2003	H	W (7)	6	2
3/29/2003	H	W	13	3
3/30/2003	H	L	12	5
4/17/2004	A	W (7)	18	7
4/17/2004	A	W	11	4
4/17/2004	A	W	9	6
3/24/2005	H	L (7)	6	2
3/24/2005	H	L (12)	8	

# ALL-TIME SERIES RESULTS

4/25/1980	H	W	7	6	4/5/1989	H	W	13	2	4/26/1919	H	W	6	5	4/10/1997	H	W	(7)	11	3	4/21/1956	A	L	1	6				
3/28/1981	A	W	6	5	4/5/1989	H	L	0	5	5/10/1919	H	W	2	1	4/10/1997	H	W	(7)	6	3	3/16/2000	N	W	3	2				
3/28/1981	A	W	1	0	4/12/1989	A	W	0	0	5/22/1920	H	W	4	3	5/9/1997	H	W	14	3	3/11/2006	N	W	16	2					
3/24/1982	H	W	2	0	4/12/1989	A	W	6	3	6/1/1920	A	L	(f)	0	9	4/6/2000	H	W	7	3	3/13/2006	N	W	6	2				
3/24/1982	H	W	11	1	4/30/1990	A	W	10	8	5/8/1921	A	W	4	1	3/16/2006	N	W	7	5	3/17/2006	N	L	8	10					
5/5/1984	H	W	14	4	4/30/1990	A	L	8	9	5/30/1921	H	W	15	5	3/17/2006	N	L	8	10										
5/5/1984	H	W	14	0	4/15/1991	H	W	4	0	4/28/1923	H	W	7	3	3/17/2006	N	L	(6)	1										
<b>ILLINOIS</b>					4/15/1991	H	W	1	0	5/6/1924	H	W	8	0	2/23/2008	N	W	(10)	14	3/17/2011	N	L	3	4					
Notre Dame trails 25-38					4/29/1992	H	W	2	1	5/9/1924	A	W	12	1	4/16/1983	H	L	0	3	3/18/2011	N	L	2	11					
5/9/1895	H	W	8	7	4/29/1992	H	W	9	2	6/1/1928	A	W	6	2	4/26/1983	H	L	1	4	2/18/2012	N	W	5	2					
5/27/1896	H	L	7	12	5/11/1993	H	W	19	6	4/30/1929	H	T	5	5	4/16/1993	H	W	6	5	<b>IOWA STATE</b>									
5/27/1897	H	L	8	9	4/12/1994	H	W	14	1	5/31/1930	H	W	8	6	4/28/1993	H	L	0	2	Series is tied 1-1-									
5/11/1899	H	W	15	0	4/22/1995	H	W	6	0	5/21/1936	A	W	8	5	4/27/1994	A	W	20	9	5/6/1919					A	T	5	5	
5/6/1901	H	L	2	5	4/22/1995	H	W	10	3	5/1/1939	H	W	12	7	4/27/1994	H	W	4	0	5/21/1926					A	W	7	0	
5/13/1901	H	W	10	7	4/23/1995	H	W	11	0	4/16/1940	A	L	4	7	5/12/1994	A	L	8	11	6/8/1957					N	L	8	13	
4/30/1903	H	L	5	8	4/23/1995	H	L	(10)	4	4/17/1943	H	W	9	4	3/21/1995	A	L	8	12	<b>JACKSONVILLE</b>									
6/1/1903	H	L	2	4	4/27/1999	H	W	(5)	3	4/17/1943	H	L	2	4	3/27/1996	H	W	5	4	Notre Dame trails 0-1									
5/2/1904	H	L	1	2	5/1/2007	H	W	4	3	4/15/1944	H	W	9	4	3/17/2012	N	L	(10)	4	3/12/2003					A	L	(10)	6	9
6/4/1904	A	L	0	1	4/28/2009	H	L	5	10	4/15/1944	H	L	2	3	3/18/2012	N	L	1	6	<b>JACKSONVILLE STATE</b>									
4/26/1906	H	L	9	12	3/24/2010	H	L	5	10	4/15/1944	H	L	2	3	Notre Dame leads 1-0														
5/18/1906	A	L	1	12	3/28/2011	H	L	3	5	4/13/1946	H	W	5	1	3/18/1976					N	W	15	5						
4/24/1907	H	W	6	4	3/27/2012	A	L	5	8	4/13/1946	H	L	2	6	<b>JAMES MADISON</b>														
5/23/1907	H	L	0	1	4/2/2013	H	W	6	2	5/9/1947	A	W	10	2	Notre Dame leads 1-0														
4/14/1916	H	L	2	7	<b>ILLINOIS STATE</b>					5/10/1947	A	W	10	2	2/19/1999					N	W	8	4						
4/15/1916	H	L	0	6	Notre Dame trails 8-13					5/1/1948	H	W	5	3	<b>KALAMAZOO</b>														
4/13/1917	A	L	1	5	5/3/1963	A	W	9	3	5/1/1948	H	L	1	5	Notre Dame leads 14-1														
4/14/1917	A	L	6	9	5/9/1964	H	W	10	4	4/8/1949	A	L	7	8	6/8/1899					A	W	9	8						
5/2/1919	A	L	3	5	5/9/1964	H	W	6	5	4/9/1949	A	L	5	7	6/8/1900					H	W	5	4						
5/3/1919	A	L	5	9	5/29/1965	A	L	3	7	4/20/1951	A	L	5	6	4/21/1902					H	W	9	5						
4/23/1920	A	L	4	7	5/27/1966	H	W	4	3	4/21/1951	A	L	4	5	4/22/1903					H	W	13	9						
4/24/1920	A	L	3	8	4/14/1973	A	W	1	0	5/30/1952	H	W	4	1	5/30/1903					H	L	0	2						
5/2/1921	A	L	2	5	4/14/1973	A	L	2	7	5/31/1952	H	W	4	3	4/22/1905					H	W	13	9						
5/3/1921	A	L	1	3	3/12/1974	N	L	0	1	4/7/1953	A	W	11	3	4/22/1905					H	W	13	9						
5/19/1922	A	L	3	11	3/13/1974	N	L	5	4	5/20/1954	H	W	16	4	4/21/1906					H	W	18	0						
4/21/1923	A	L	4	10	4/26/1974	H	W	5	2	5/4/1955	A	L	4	5	4/21/1908					H	W	19	0						
4/21/1923	A	L	0	3	4/27/1974	H	L	6	2	5/13/1956	H	L	6	7	4/17/1909					H	W	22	1						
6/9/1923	H	W	4	2	4/27/1974	H	L	3	5	5/14/1956	H	W	14	5	4/14/1910					H	W	13	3						
5/16/1924	A	W	7	0	4/18/1975	A	L	2	6	4/12/1957	A	W	6	1	4/29/1920					H	W	3	2						
5/15/1925	A	L	1	12	4/19/1975	A	W	2	1	4/13/1957	A	W	9	7	4/20/1921					H	W	4	3						
5/4/1926	A	L	4	7	4/16/1976	A	L	3	6	5/19/1957	A	L	0	3	5/13/1922					H	W	5	3						
5/4/1927	A	W	3	0	4/17/1976	A	L	4	5	4/16/1958	H	W	12	10	4/14/1923					H	W	13	4						
5/18/1928	H	L	3	5	4/17/1976	A	L	4	7	5/1/1958	H	L	2	6	4/17/1928					H	W	3	0						
5/17/1929	A	L	0	9	4/16/1977	H	L	4	6	4/4/1959	A	W	7	5	<b>KANSAS</b>														
5/16/1930	H	W	7	5	4/16/1977	H	L	7	13	4/4/1959	A	W	5	2	Notre Dame leads 1-0														
4/27/1935	A	W	2	1	3/12/2009	N	L	2	3	4/8/1960	H	W	10	7	3/16/2012					N	W	1	0						
4/25/1936	H	W	5	4	5/12/2009	N	L	4	8	4/14/1961	A	W	5	7	<b>KANSAS STATE</b>														
4/17/1937	A	W	7	6	<b>ILLINOIS TECH</b>					4/15/1961	A	W	5	3	Notre Dame trails 0-3														
5/10/1938	H	W	8	2	Notre Dame trails 1-2					4/14/1962	H	W	7	0	3/14/1983					N	L	0	9						
4/8/1939	A	W	4	2	4/11/1980	A	L	0	5	4/14/1962	H	W	8	6	3/15/1983					N	L	3	5						
4/29/1949	A	W	6	1	4/12/1980	A	W	13	7	4/5/1963	A	W	20	3	3/6/2010					N	L	2	5						
4/30/1949	A	W	5	1	4/25/1981	L	L	4	5	4/6/1963	A	L	2	3	<b>KENT STATE</b>														
5/26/1950	H	L	0	21	4/25/1981	H	L	4	5	4/6/1963	A	L	5	6	Notre Dame leads 9-7														
5/27/1950	H	L	1	4	4/10/1982	H	L	5	8	4/10/1964	H	L	5	8	5/2/1959					A	L	5	11						
5/11/1951	A	W	1	10	4/10/1982	H	L	5	8	4/11/1964	H	L	10	12	5/2/1959					A	W	8	2						
5/12/1951	A	L	3	20	5/4/1951	A	L	6	10	4/11/1964	H	L	2	3	5/28/1960					H	W	2	0						
4/17/1953	H	W	13	2	5/5/1951	A	L	2	5	4/2/1965	A	W	6	5	5/28/1960					H	W	3	1						
4/18/1953	H	L	0	8	3/28/1959	A	W	14	1	4/3/1965	A	L	8	9	5/9/1962					H	W	11	3						
4/2/1956	H	W	6	5	5/4/1963	A	W	9	3	4/3/1965	A	W	(7)	2	5/7/1965					A	L	2	5						
4/16/1960	A	W	3	2	5/2/1964	H	W	5	1	4/2/1980	A	W	2	5	5/8/1965					A	L	3	5						
6/1/1963	A	L	0	4	5/2/1964	H	W	7	5	4/2/1980	A	W	2	5	4/29/1966					H	W	3	1						
4/15/1992	H	L	2	7	5/28/1965	A	W	14	0	4/1/1981	H	W	4	3	4/30/1966					H	W	8	6						
4/21/1992	A	L	12	3	5/28/1966	H	W	0	7	4/1/1981	H	L	14	16	4/21/1967					A	L	5	9						
4/6/1993	H	L	4	11	5/28/1966	H	W	11	6	3/31/1984	A	W	3	1	4/19/1968					H	L	6	7						
4/11/1995	A	W	15	4	<b>INCARNATE WORD</b>					3/31/1984	A	W	3	1	4/20/1968					H	L	8	16						
4/23/1996	A	L	3	13	Series tied 2-2					3/9/1986	A	L	1	4	6/4/2004					H	L	1	2						
3/12/2000	N	W	5	1	3/17/1987	N	W	8	6	3/9/1986	A	L	10	11	6/5/2004					H	W	1	2						
3/18/2000	N	W	12	3	3/17/1987	N	L	7	8	3/7/1987	A	L	3	4	3/13/2011					N	W	2	0						
3/16/2001	N	W	9	5	3/17/1988	A	L	2	10	3/7/1987	A	L	2	4	3/26/2013					H	W	8	1						
3/12/2006	N	W	4	2	2/22/2014	N	W	2	8	3/8/1987	A	L	0	3	<b>KENTUCKY</b>														
2/21/2009	N	W	14	7	Notre Dame leads 66-32-1					3/29/1987	H	L	5	11	Notre Dame trails 5-6														
2/6/2010	N	L	1	11	5/26/1898	H	W	10	1	3/16/1988	A	L	1	10	5/13/1903					H	W	4	3						
2/17/2012	N	W	13	12	5/1/1900	H	W	14	3	3/16/1988	A	L	4	7	4/23/1912					H	W	15	2						
<b>ILLINOIS-CHICAGO</b>					5/25/1900	H	W	34	7	5/1/1900	H	L	10	10	4/6/1923					A	L	2	4						
Notre Dame leads 30-10					5/1/1900	H	W	14	3	4/25/1900	H	W	11	7	4/23/1927					A	W	3	2						
3/20/1977	H	W	9	5	5/1/1900	H	W	14	3	3/7/1992	N	W	4	1	3/19/1993					A	W	7	6						
5/2/1979	A	L	3	4	5/16/1901	H	L	4	7	3/30/1994	H	W	7	6	3/8/1992					N	W	6	2						
5/2/1979	A	L	7	9	4/29/1902	A	W	15	2	3/28/1995	A																		

5/25/1923	A	W	8	0
4/12/1952	A	L	4	6
4/12/1958	A	L	2	10
<b>LA SALLE</b>				
Notre Dame leads 7-0				
4/9/1993	H	W	4	3
4/10/1993	H	W	20	0
4/10/1993	H	W	6	2
4/11/1993	H	W	(7)	8
3/26/1994	A	W	9	2
3/26/1994	A	W	21	1
5/18/1994	H	W	21	1
<b>LAFAYETTE</b>				
Notre Dame leads 1-0-1				
3/28/1967	A	W	2	1
3/31/1967	A	T	1	1
<b>LAKE FOREST</b>				
Notre Dame leads 4-1				
5/18/1900	H	W	20	5
6/1/1913	H	L	5	7
5/26/1914	H	W	11	0
4/17/1915	H	W	13	1
5/16/1916	H	W	17	1
<b>LAWRENCE</b>				
Notre Dame leads 1-0				
5/1/1903	H	W	7	4
<b>LEHIGH</b>				
Notre Dame trails 0-1				
3/6/2008	N	L	2	4
<b>LEWIS</b>				
Series is tied 5-5				
4/19/1962	A	W	14	4
5/10/1963	H	W	3	1
5/11/1963	H	W	13	2
5/11/1983	H	L	4	7
5/11/1983	H	L	0	2
5/6/1984	A	L	0	4
5/6/1984	A	W	6	3
4/23/1985	H	L	4	9
4/23/1985	H	W	11	5
4/22/1986	A	L	0	18
<b>LEWIS &amp; CLARK STATE</b>				
Notre Dame leads 1-0				
3/8/1996	N	W	12	6
<b>LIBERTY</b>				
Notre Dame trails 0-1				
2/22/2008	N	L	2	6
<b>LIPSCOMB</b>				
Notre Dame leads 1-0				
4/21/1960	A	W	7	6
<b>LOMBARD</b>				
Notre Dame leads 1-0				
5/2/1925	A	W	13	0
<b>LONG BEACH STATE</b>				
Notre Dame trails 1-2				
5/30/1993	N	L	3	13
3/9/1996	N	W	8	4
2/21/1997	A	L	8	10
<b>LSU</b>				
Notre Dame leads 3-2				
4/7/1928	A	W	5	3
3/30/1964	A	L	(10)	2
3/31/1964	A	L	(12)	7
3/12/1991	A	W	6	3
3/11/2012	A	W	7	1
<b>LOUISIANA TECH</b>				
Notre Dame leads 3-0				
5/12/1936	H	W	3	1
5/12/1937	H	W	9	4
5/13/1937	H	W	4	3
<b>LOUISVILLE</b>				
Notre Dame trails 8-16				
4/18/1922	A	W	13	4
3/6/1992	A	W	3	2
5/5/2006	H	W	11	3
5/6/2006	H	L	4	5
5/7/2006	H	L	6	9
5/27/2006	N	W	7	0
5/12/2007	A	L	1	3
5/13/2007	A	L	3	4
5/14/2007	A	L	3	7
4/24/2009	A	L	7	8
4/25/2009	A	W	11	5
4/26/2009	A	W	13	12
5/20/2009	N	L	2	12
5/23/2009	N	W	6	5
5/23/2009	N	L	6	7
5/20/2010	H	L	3	6
5/22/2010	H	L	(7)	3
5/22/2010	H	L	3	13
5/19/2011	A	L	2	14

5/20/2011	A	L	5	7
5/21/2011	A	W	2	1
3/28/2013	A	L	5	10
3/29/2013	A	L	1	2
3/30/2013	A	L	5	10
<b>LOYOLA (IL)</b>				
Notre Dame leads 3-0				
5/2/1911	A	W	15	1
6/13/1912	H	W	14	2
4/26/1924	H	W	5	0
<b>LOYOLA (LA)</b>				
Notre Dame leads 2-1				
3/25/1964	A	W	4	1
3/26/1964	A	L	5	9
2/14/1998	N	W	5	2
<b>LOYOLA MARYMOUNT</b>				
Notre Dame leads 1-0				
4/5/1961	A	W	8	0
<b>LUTHER</b>				
Notre Dame trails 1-2				
4/25/1925	H	W	19	0
5/10/1928	A	L	4	5
5/23/1930	A	L	2	3
<b>MAINE</b>				
Notre Dame leads 3-2				
5/4/1985	A	W	7	3
5/4/1985	A	W	1	0
5/5/1985	A	L	4	6
5/5/1985	A	L	1	7
3/4/2008	N	W	(10)	1
<b>MANCHESTER</b>				
Notre Dame leads 7-0				
4/14/1998	H	W	(7)	11
4/14/1998	H	W	3	2
3/7/2000	H	W	5	1
4/29/2004	H	W	10	0
4/27/2005	H	W	5	0
4/12/2006	H	W	8	2
4/9/2008	H	W	13	8
<b>MANHATTAN</b>				
Series is tied 1-1				
3/4/2011	N	L	2	5
3/5/2011	N	W	5	4
<b>MANKATO STATE</b>				
Notre Dame leads 1-0				
3/21/1984	N	W	8	5
<b>MARIAN</b>				
Notre Dame leads 3-0				
5/4/1974	H	W	13	4
4/6/1975	A	W	14	3
4/6/1975	A	W	12	1
<b>MARQUETTE</b>				
Notre Dame leads 2-0				
6/1/1909	H	W	13	0
5/4/1910	H	W	11	0
<b>MARSHALL</b>				
Notre Dame trails 1-3				
4/20/1916	H	L	6	8
4/24/1917	H	W	5	2
5/27/1929	H	L	3	4
5/28/1929	H	L	0	1
<b>MARYLAND</b>				
Notre Dame trails 1-2				
4/9/1955	N	L	5	8
3/14/1992	N	W	13	7
3/7/1999	N	L	3	4
5/2/2014	A	L	0	2
5/3/2014	A	L	2	6
5/4/2014	A	L	2	3
<b>MASSACHUSETTS</b>				
Notre Dame leads 1-0				
3/1/2013	N	W	9	4
<b>MEMPHIS (STATE)</b>				
Notre Dame leads 10-9				
4/21/1954	A	W	9	1
3/31/1959	A	W	6	1
4/19/1960	A	W	9	4
3/22/1965	A	W	6	5
3/23/1965	A	L	1	6
3/24/1965	A	L	3	4
3/19/1971	A	W	13	10
3/19/1971	A	W	2	1
3/20/1971	A	W	5	0
3/28/1972	A	W	5	0
3/15/1977	H	L	0	12
3/30/1981	A	L	5	6
3/20/1981	A	L	6	8
3/21/1981	A	L	2	12
3/1/1992	N	W	(7)	10
2/25/1996	N	L	2	4

2/27/2000	A	W	4	3
2/25/2000	N	L	(10)	6
<b>MERCER</b>				
Mercer leads 4-3				
4/17/1925	A	L	3	13
4/18/1925	A	L	9	13
4/7/1926	A	L	0	3
4/8/1926	A	W	14	9
4/18/1927	A	W	7	3
4/19/1927	A	W	6	3
2/17/2013	N	L	4	5
<b>MIAMI (FL)</b>				
Notre Dame trails 6-16				
3/30/1970	A	L	3	7
3/31/1970	A	L	2	6
3/8/1989	A	W	4	2
3/27/1992	A	W	2	1
3/28/1992	A	L	6	18
3/29/1992	A	L	(11)	5
5/23/1992	A	W	6	3
5/25/1992	A	L	1	5
4/2/1994	H	L	7	19
4/2/1994	H	L	2	5
4/3/1994	H	L	2	4
3/24/1995	A	L	4	9
3/25/1995	A	L	4	12
3/26/1996	A	W	5	2
2/20/1998	A	L	3	18
2/21/1998	A	L	2	27
2/22/1998	A	L	3	17
5/11/1999	H	L	3	5
5/12/1999	H	L	0	0
4/19/2014	A	L	2	3
4/20/2014	A	W	7	4
4/21/2014	A	L	3	6
<b>MIAMI (OH)</b>				
Notre Dame trails 1-11				
4/30/1971	A	L	3	4
5/1/1971	A	L	2	11
5/1/1971	A	L	1	6
4/21/1972	H	L	2	12
4/22/1972	H	L	3	12
4/27/1973	A	L	0	5
4/28/1973	A	L	0	2
4/5/1974	H	L	2	5
4/6/1974	H	L	2	6
3/26/1983	A	L	1	2
3/26/1983	A	L	5	6
3/15/2001	N	W	3	2
<b>MICHIGAN</b>				
Notre Dame trails 46-87				
4/21/1892	H	W	6	4
4/22/1895	H	L	0	13
4/21/1897	H	L	18	3
4/18/1898	H	W	4	2
6/9/1898	H	L	2	15
4/22/1899	H	L	3	5
6/10/1899	A	L	1	7
4/24/1910	H	W	8	0
6/9/1900	H	W	7	1
5/21/1907	H	W	5	4
4/19/1909	H	W	11	2
5/8/1909	H	L	5	12
6/5/1909	H	L	2	4
4/18/1910	H	W	4	0
6/11/1910	H	L	2	3
6/13/1914	H	L	1	5
6/5/1914	A	W	9	3
6/6/1914	A	L	0	3
4/19/1915	H	L	3	4
6/4/1915	H	L	2	4
6/5/1915	H	L	1	4
4/17/1916	H	L	4	6
6/2/1916	H	L	1	2
6/3/1916	H	L	4	6
5/31/1918	A	L	0	14
4/1/1918	A	L	1	5
5/28/1919	A	W	3	2
5/28/1919	A	L	1	5
4/30/1921	H	L	7	8
4/18/1921	H	L	3	6
5/19/1922	H	L	3	6
5/19/1922	H	L	4	12
4/30/1924	H	W	6	2
5/30/1924	A	L	6	9
5/19/1938	A	L	0	6
5/19/1938	H	W	3	2
4/29/1938	H	L	1	9
4/16/2013	A	L	2	8

4/22/1941	A	W	6	2
5/20/1941	H	L	3	8
4/29/1942	A	L	2	3
5/4/1942	H	W	11	7
4/28/1944	A	L	4	5
4/29/1944	A	L	2	7
6/2/1944	H	W	10	1
6/3/1944	H	L	4	6
4/27/1945	H	L	1	6
4/28/1945	H	L	4	12
5/11/1945	A	L	3	12
5/14/1946	A	L	1	7
6/8/1946	H	L	8	9
4/15/1947	A	L	10	11
4/18/1948	A	L	0	3
5/20/1948	H	L	2	5
4/27/1949	A	L	8	9
5/17/1949	H	W	5	4
5/1/1950	H	W	4	2
5/23/1950	A	L	1	13
8/8/1951	A	L	6	13
5/15/1951	H	W	6	5
4/21/1952	A	L	0	3
5/14/1953	H	L	2	3
4/28/1955	H	L	1	2
4/18/1956	A	L	2	5
5/3/1956	H	W	6	5
4/20/1957	A	L	4	5
4/20/1957	A	L	0	3
5/9/1957	H	W	14	0
4/21/1958	A	L	7	13
4/22/1958	H	W	18	11
4/30/1959	A	W	21	0
5/14/1959	A	W	9	8
5/28/1960	A	W	8	4
5/18/1961	H	W	(10)	6
4/25/1962	A	L	7	15
5/8/1963	A	L	1	7
5/16/1963	H	L	6	7
4/23/1964	H	L	0	2
4/28/1964	A	W	9	3
4/29/1965	H	L	5	6
5/3/1965	A	L	4	5
4/11/1967	A	L	3	6
5/16/1967	H	W	6	5
4/6/1968	A	L	2	3
4/15/1969	A	L	1	7
3/30/1969	H	W	3	2
4/19/1970	A	L	2	3
4/29/1970	H	W	10	4
5/11/1971	H	L	4	6
5/3/1972	H	L	5	8
5/17/1972	H	L	1	3
4/17/1973	A	L	2	3
4/23/1974	H	L		

5/11/1960	H	L	3	5
5/18/1960	A	W	8	1
5/4/1961	A	H	3	6
5/24/1961	A	L	4	5
5/16/1962	A	L	0	4
5/5/1964	H	W	9	8
5/10/1965	A	L	0	3
5/17/1965	H	L	6	8
5/9/1966	A	L	0	5
5/16/1966	A	L	3	7
5/11/1967	A	W	5	4
5/9/1967	H	W	5	4
4/23/1968	H	L	2	15
5/7/1968	A	L	2	6
5/6/1969	H	L	12	17
4/1/1970	N	L	3	11
4/3/1970	N	L	11	12
5/2/1970	H	W	9	8
5/12/1970	A	L	1	4
5/11/1971	H	L	2	5
4/25/1972	A	L	1	16
4/25/1972	A	L	3	4
4/28/1974	A	L	2	5
4/28/1974	A	L	0	3
4/29/1975	H	L	2	10
4/29/1975	H	W	1	2
5/13/1983	H	W	7	5
5/13/1983	H	W	2	1
4/11/1984	A	L	1	7
4/11/1984	A	L	2	7
4/4/1985	H	L	1	3
4/4/1985	H	L	5	6
4/8/1986	A	L	7	8
4/8/1986	A	W	20	11
4/7/1987	H	L	10	13
4/7/1987	H	L	8	10
4/23/1988	A	L	1	13
4/23/1988	A	L	5	6
4/28/1988	H	L	1	4
3/20/2010	H	L	0	13
3/20/2010	H	L	4	7
3/21/2010	H	L	0	3
2/18/2011	N	L	1	2
5/17/2011	H	L	3	20
4/10/2012	A	L	2	8
4/24/2013	H	W	7	3

<b>MINNESOTA</b>				
Notre Dame leads 23-19				
6/20/1894	H	L	1	3
6/7/1900	H	W	7	3
4/24/1901	H	W	7	6
5/20/1901	H	L	5	10
5/21/1901	H	L	4	5
5/19/1902	A	W	9	5
5/20/1902	A	L	5	9
6/5/1902	A	W	22	2
5/12/1904	H	W	13	3
5/21/1904	A	W	18	1
5/3/1906	A	W	9	0
5/4/1906	A	L	4	7
5/30/1906	H	L	5	8
5/31/1906	H	W	3	0
5/4/1907	A	W	5	0
5/30/1907	H	L	1	2
5/20/1909	H	W	12	6
5/28/1909	A	L	2	3
5/28/1909	A	L	1	2
5/21/1924	H	W	11	5
6/1/1925	H	L	2	3
5/21/1927	A	W	4	1
5/11/1928	H	W	7	2
5/24/1929	A	W	18	2
5/25/1929	A	W	4	2
4/22/1949	H	W	8	6
4/23/1949	H	W	4	0
5/12/1950	A	W	6	1
5/13/1950	A	L	5	15
5/29/1956	A	W	4	3
5/30/1956	A	L	5	15
5/30/1956	A	L	1	10
5/29/1958	N	W	11	7
5/29/1959	H	W	12	4
5/29/1960	A	L	6	15
6/4/1970	N	W	6	2
3/19/1984	N	L	4	7
3/30/1991	A	L	5	9
3/4/2000	A	L	7	9
3/4/2003	A	L	2	8
2/29/2004	N	W	19	7
3/4/2006	A	N	0	8

<b>MISSISSIPPI</b>				
Notre Dame trails 1-4				
4/4/1953	A	W	6	5
3/28/1959	A	L	2	3
3/18/1981	A	L	5	11
3/19/1981	A	L	5	7
2/23/1997	N	L	5	11
<b>MISSISSIPPI STATE</b>				
Notre Dame leads 4-2				
5/27/1993	N	W	15	1
5/27/2000	A	L	1	8
5/28/2000	A	W	7	0
5/28/2000	A	L	9	10
2/17/2001	A	W	7	5
2/18/2001	A	W	(11)	4
<b>MISSISSIPPI VALLEY STATE</b>				
Notre Dame leads 5-0				
4/29/2008	H	W	4	0
4/30/2008	H	W	13	2
2/19/2010	A	W	12	4
2/20/2010	N	W	8	3
2/21/2010	N	W	19	3
<b>MISSOURI</b>				
Series is tied 1-1				
2/26/1999	N	L	(8)	1
2/22/2002	N	W	(10)	7
<b>(SW) MISSOURI STATE</b>				
Notre Dame leads 3-1				
3/19/1983	A	L	1	13
3/19/1983	A	W	9	7
3/10/2005	N	W	6	4
3/12/2005	N	W	12	11
<b>MISSOURI SOUTHERN</b>				
Notre Dame trails 1-2				
3/19/1982	A	L	3	4
3/20/1982	A	L	8	9
3/18/1983	A	W	13	1
<b>MONMOUTH</b>				
Notre Dame leads 2-0				
5/23/1902	A	W	12	1
5/1/1907	A	W	2	0
<b>MOUNT ST. MARY'S</b>				
Notre Dame leads 2-0				
5/13/1912	A	W	6	5
3/1/2008	N	W	5	0
<b>MURRAY STATE</b>				
Notre Dame leads 4-3				
4/14/1960	A	W	8	1
3/22/1971	A	W	6	5
3/23/1971	A	L	0	1
3/24/1972	A	W	9	5
3/25/1972	A	L	7	8
3/25/1972	A	W	6	3
3/19/1977	N	L	0	17
<b>NAVY</b>				
Notre Dame leads 63-3-1				
5/21/1913	A	L	1	7
5/16/1914	A	W	4	2
5/15/1915	H	L	2	5
6/9/1929	H	W	6	4
5/9/1931	H	W	5	2
5/10/1940	A	W	4	5
5/17/1941	H	L	4	4
2/28/1992	N	W	7	6
2/23/1996	N	W	(7)	1
3/13/2003	N	T	(10)	4
3/10/2003	N	W	7	3
3/14/2003	N	W	11	2
<b>NEBRASKA</b>				
Notre Dame leads 11-3				
5/17/1897	H	W	6	5
5/22/1899	H	W	16	8
5/12/1900	H	W	12	5
5/8/1901	H	W	16	10
5/9/1902	H	W	2	0
5/8/1903	H	W	13	2
5/3/1904	H	L	4	5
5/11/1906	H	W	8	3
5/14/1907	H	W	4	0
2/22/1991	N	W	8	5
3/13/1995	N	W	(11)	5
2/28/2003	N	L	1	7
3/3/2006	N	L	1	11
3/4/2007	N	W	(7)	16
<b>NEVADA</b>				
Series is tied 1-1				
3/30/1961	A	L	(10)	15
3/5/1995	N	W	11	4
<b>NEW HAMPSHIRE</b>				
Notre Dame trails 0-1				
6/11/1928	A	L	0	9

<b>NEW MEXICO</b>				
Notre Dame leads 1-0				
3/12/2001	N	W	3	0
<b>NEW MEXICO STATE</b>				
Series is tied 1-1				
3/15/1973	N	W	2	0
5/10/1973	N	L	1	4
<b>NEW ORLEANS</b>				
Notre Dame trails 4-6				
3/8/1974	A	W	(10)	6
3/9/1974	A	W	(10)	3
3/10/1974	A	L	1	2
3/11/1996	A	W	8	3
3/2/1996	A	L	7	11
3/3/1996	A	L	7	12
2/14/1998	A	L	(11)	3
2/27/1998	A	W	14	11
2/17/2001	N	L	6	7
2/23/2002	A	L	7	8
<b>NEW YORK TECH</b>				
Notre Dame leads 1-0				
3/15/2007	N	W	12	1
<b>NEWMAN</b>				
Notre Dame leads 1-0				
2/22/2003	N	W	15	5
<b>NIAGARA</b>				
Notre Dame leads 2-1				
5/24/1916	H	W	1	0
5/16/1917	H	L	4	6
5/17/1917	H	W	5	2
<b>NORTH CAROLINA</b>				
Notre Dame trails 1-2				
3/31/1956	N	L	4	14
6/3/2005	N	L	1	5
6/5/2005	N	W	3	0
<b>NC STATE</b>				
Notre Dame trails 0-4				
1/31/1998	N	L	8	10
3/8/2014	A	L	3	5
3/8/2014	A	L	0	1
3/9/2014	A	L	0	7
<b>UNC WILMINGTON</b>				
Notre Dame trails 0-1				
2/23/2007	N	L	4	9
<b>NORTH CENTRAL</b>				
Notre Dame leads 1-0				
4/25/1981	N	W	3	2
<b>NORTH DAKOTA STATE</b>				
Notre Dame leads 1-0				
3/18/1982	N	W	7	4
<b>NORTH FLORIDA</b>				
Series is tied 1-1				
3/13/2000	A	L	1	6
3/11/2003	A	W	6	1
<b>NORTHEASTERN ILLINOIS</b>				
Notre Dame leads 7-2				
4/5/1988	H	W	5	4
5/5/1995	H	W	4	1
5/15/1995	H	W	3	1
3/28/1996	H	W	6	3
3/14/1997	N	W	7	2
3/15/1997	N	L	(7)	5
3/26/1997	H	W	11	4
3/26/1998	H	L	(7)	4
3/26/1998	H	W	(7)	11
<b>NORTHERN ILLINOIS</b>				
Notre Dame leads 7-2				
4/4/1976	H	W	12	11
4/4/1976	H	W	15	4
4/29/1995	A	L	3	4
4/29/1995	A	L	5	6
4/30/1995	A	W	17	7
3/30/1995	A	W	7	4
5/8/1995	H	W	12	4
3/17/2005	N	W	10	6
4/16/2008	N	W	5	4
<b>NORTHERN IOWA</b>				
Notre Dame leads 2-0				
3/11/1990	N	W	6	1
4/29/1994	N	W	3	0
<b>NORTHEASTERN</b>				
Notre Dame trails 1-2				
4/25/2014	H	W	8	4
4/26/2014	H	L	2	6
4/27/2014	H	L	0	4
<b>NORTHWESTERN</b>				
Notre Dame leads 71-59-1				
5/7/1896	H	L	6	15
5/3/1897	H	W	11	8
4/29/1898	H	W	12	1
5/7/1900	H	W	14	6

5/14/1901	H	W	13	4
5/24/1901	H	W	5	2
5/19/1903	H	L	8	9
5/14/1904	H	W	9	1
5/3/1905	A	L	6	8
5/4/1905	A	L	1	2
5/24/1905	H	W	8	3
5/14/1921	H	L	14	15
5/25/1921	A	W	7	0
5/15/1922	H	W	26	4
6/3/1922	A	W	5	4
4/26/1923	H	W	12	2
5/19/1923	A	L	0	4
5/12/1924	H	W	9	4
4/28/1926	H	W	2	0
5/28/1926	A	W	4	0
5/15/1928	A	W	16	4
5/11/1929	H	W	11	5
5/13/1930	H	W	10	6
5/17/1930	A	W	7	6
4/29/1931	H	L	5	7
5/19/1931	H	W	4	3
5/10/1932	H	W	5	3
5/28/1932	A	L	3	10
4/19/1933	H	L	7	9
4/23/1934	H	L	13	14
5/15/1934	H	W	3	2
5/8/1935	H	L	7	10
5/15/1935	H	W	10	8
5/7/1936	A	W	10	3
5/26/1936	H	W	3	0
5/4/1937	A	L	2	3
5/3/1938	H	L	3	5
4/15/1939	H	L	2	4
5/11/1939	A	W	9	2
4/6/1940	H	W	6	1
4/27/1940	A	L	2	3
5/2/1941	H	L	5	6
3/8/2014	A	L	1	5
4/21/1942	H	W	13	1
4/27/1942	A	W	6	4
6/10/1944	A	L	6	7
5/1/1945	A	W	4	0
6/8/1945	H	W	10	4
4/30/1946	H	W	7	2
6/4/1946	A	L	1	11
4/27/1947	H	W	4	2
5/26/1948	A	W	3	0
5/11/1949	H	W	10	5

5/17/1968	A	L	2	4
5/9/1969	H	W	3	0
5/2/1970	A	L	2	5
4/23/1971	H	L	3	14
4/24/1971	H	L	6	7
4/14/1972	A	L	0	4
4/15/1972	A	L	2	13

**OHIO STATE**

Notre Dame leads 27-20				
5/5/1902	H	W	7	0
6/5/1903	H	W	2	1
4/29/1905	H	L	1	6
5/20/1933	H	W	12	4
4/13/1934	H	L	5	7
5/5/1934	H	W	5	3
4/12/1935	H	W	4	3
5/4/1935	H	L	9	10
5/16/1936	H	W	2	1
5/21/1937	H	W	22	3
4/18/1938	A	W	3	1
4/19/1938	A	L	1	6
5/17/1940	A	W	4	0
5/18/1940	A	W	7	4
5/23/1941	H	L	9	22
5/24/1941	H	L	5	8
5/25/1945	A	W	3	1
5/26/1945	A	W	11	8
4/20/1946	H	W	9	3
4/20/1946	H	W	10	4
5/16/1947	A	W	7	5
5/14/1948	H	L	3	6
5/15/1948	H	W	6	0
4/14/1949	A	W	4	1
4/19/1950	H	L	0	2
5/20/1950	H	L	8	12
4/14/1951	A	W	1	0
4/18/1952	H	L	5	8
4/19/1952	H	W	3	1
4/19/1952	H	W	4	4
4/10/1953	A	W	6	4
4/11/1953	A	L	0	8
5/28/1954	H	L	1	11
5/29/1954	H	W	3	1
4/15/1955	A	W	4	3
4/16/1955	A	L	2	3
4/16/1955	A	L	5	6
3/19/1976	N	L	0	3
3/20/1976	N	W	4	2
2/23/1991	N	L	1	6
2/24/1991	N	L	11	12
2/25/2000	N	L	4	5
5/31/2002	H	W	8	6
6/2/2002	H	W	9	6
2/20/2009	N	L	0	2
2/27/2010	N	L	2	10
2/16/2013	N	W	13	3

**OHIO WESLEYAN**

Notre Dame leads 4-1				
5/12/1903	H	W	11	0
6/4/1903	H	L	2	5
6/6/1906	H	W	4	2
6/7/1906	H	W	7	1
4/25/1914	H	W	12	0

**OKLAHOMA**

Notre Dame leads 1-2				
3/15/1982	N	L	3	15
2/26/2006	N	L	3	4
3/10/2013	N	W	11	6

**OKLAHOMA CITY**

Notre Dame leads 1-0				
3/16/1982	A	W	19	7

**OLD DOMINION**

Notre Dame trails 0-1				
5/26/1994	N	L	5	9

**OLIVET**

Notre Dame leads 6-0				
5/5/1909	H	W	8	2
5/10/1910	H	W	16	1
4/10/1911	H	W	7	6
4/9/1912	H	W	8	0
4/12/1913	H	W	9	1
4/11/1914	H	W	14	2

**ORAL ROBERTS**

Notre Dame trails 4-10				
3/10/1973	N	W	12	3
3/11/1973	N	L	6	7
3/17/1982	A	L	2	5
3/17/1982	A	L	1	2
3/18/1982	A	L	0	13
3/13/1983	A	L	3	12
3/14/1983	A	L	0	8

5/21/1983	A	L	5	18
5/17/1985	A	L	13	14
5/18/1985	A	L	0	12
3/13/1996	N	W	6	2
3/16/1996	N	W	10	6
3/11/2005	N	L	8	15
3/6/2009	N	W	2	1

**OREGON STATE**

Notre Dame trails 0-1				
3/26/1986	N	L	1	4

**PACIFIC**

Notre Dame trails 1-2				
3/10/2001	A	W	5	2
3/12/2010	N	L	4	8
3/14/2010	N	L	2	3

**PENNS STATE**

Notre Dame leads 10-3				
5/21/1909	H	W	9	0
5/11/1912	A	W	6	1
5/20/1913	A	W	5	3
6/11/1957	N	L	4	5
3/8/1997	N	L	2	9
3/12/1997	N	W	11	9
3/6/1999	N	L	5	6
3/7/1999	N	W	3	1
3/10/1999	N	W	6	3
3/8/2004	N	W	8	2
3/11/2004	N	W	4	2
2/28/2010	N	W	10	9
2/20/2011	N	W	8	5

**PENNSYLVANIA**

Notre Dame leads 1-0				
3/10/1989	N	W	15	8

**PENSACOLA**

Notre Dame leads 1-0				
5/21/1949	H	W	12	0

**PEPPERDINE**

Notre Dame leads 1-0				
2/26/1995	N	W	14	5

**PITTSBURGH**

Notre Dame leads 37-18				
4/27/1951	A	W	5	3
4/28/1951	A	W	10	5
5/2/1952	H	W	18	3
5/3/1952	H	W	9	4
3/5/1989	N	W	16	9
4/30/1996	H	W	7	8
4/30/1996	H	W	2	0
4/27/1997	A	W	8	11
4/27/1997	A	L	6	7
4/18/1998	N	W	7	11
4/18/1998	N	W	12	1
4/10/1999	H	W	7	4
4/10/1999	H	W	3	2
4/11/1999	H	W	9	8
5/6/2000	H	W	7	0
5/6/2000	H	W	11	8
5/7/2000	H	L	10	18
5/18/2000	N	W	15	7
3/23/2001	A	W	7	3
3/23/2001	A	W	3	0
4/11/2002	H	L	7	5
4/11/2002	H	W	12	2
4/17/2003	H	W	7	5
4/17/2003	H	L	3	5
4/25/2004	A	L	7	6
4/25/2004	A	L	6	7
5/14/2005	A	L	7	1
5/14/2005	A	L	5	8
5/15/2005	A	W	21	1
5/27/2005	N	W	4	2
5/28/2005	N	W	11	4
3/31/2006	H	W	6	1
4/1/2006	H	W	4	3
4/2/2006	H	W	9	8
3/30/2007	A	L	2	4
3/31/2007	A	L	0	5
5/9/2008	H	W	5	4
5/10/2008	H	W	3	5
3/27/2009	A	W	5	4
3/28/2009	A	L	7	15
3/29/2009	A	L	11	14
4/1/2011	A	L	5	6
4/2/2011	A	L	2	3
4/3/2011	A	W	8	6
3/23/2012	H	W	6	5
3/24/2012	H	W	3	2
3/25/2012	H	W	7	5
4/12/2013	A	L	0	4
4/13/2013	A	L	2	4
4/14/2013	A	L	3	12

5/23/2013	N	W	5	3
5/25/2013	N	W	10	3
5/15/2014	H	W	3	0
5/16/2014	H	W	1	0
5/17/2014	H	W	5	4

**PORTLAND**

Notre Dame leads 2-0				
5/27/1989	N	W	8	6
3/17/2001	N	W	7	6

**PRAIRIE VIEW &M**

Notre Dame leads 1-0				
2/17/2007	N	W	15	8

**PRINCETON**

Notre Dame trails 0-2				
5/14/1914	A	L	1	4
5/13/1915	H	L	5	6

**PROVIDENCE**

Notre Dame leads 7-3				
6/14/1928	A	L	1	6
3/24/1996	A	L	7	2
3/24/1996	A	W	10	7
5/17/1996	N	W	4	2
4/5/1997	H	W	7	10
4/5/1997	H	W	14	10
5/16/1998	N	W	9	7
4/1/1999	H	W	7	5
4/1/1999	H	W	6	5
5/22/1999	N	L	4	8

**PURDUE**

Notre Dame leads 80-38-3				
5/22/1884	H	L	2	3
5/30/1895	H	W	11	6
5/4/1899	A	W	10	5
4/27/1900	H	L	7	10
5/3/1900	H	W	8	6
4/19/1901	H	W	7	6
5/3/1901	H	W	25	14
5/2/1902	A	W	8	5
6/7/1902	H	T	2	2
5/16/1903	H	W	8	1
6/6/1903	H	W	2	1
5/26/1904	H	W	11	2
6/3/1904	A	L	13	4
5/12/1905	H	L	2	9
6/2/1905	A	L	1	3
5/10/1906	H	W	4	2
5/17/1906	A	L	4	8
5/18/1907	A	W	6	2
5/25/1907	H	W	4	3
5/2/1916	H	W	1	0
5/25/1916	H	W	4	0
5/5/1917	H	W	9	5
5/8/1918	A	W	7	5
5/25/1918	H	W	8	1
5/6/1919	A	W	16	6
5/24/1919	H	W	13	1
5/4/1920	A	L	4	8
6/6/1920	H	W	12	22
4/19/1921	A	W	4	1
5/21/1921	H	W	8	1
5/10/1922	H	W	2	1
5/17/1922	A	W	4	0
4/9/1923	A	W	3	0
5/29/1923	H	W	6	0
5/5/1925	A	L	3	5
5/5/1926	H	L	5	8
5/26/1931	H	W	10	7
4/28/1933	A	T	9	9
5/14/1933	A	W	8	7
4/27/1934	H	L	13	14
4/28/1934	H	L	6	9
5/24/1934	H	L	13	5
4/17/1935	A	L	5	9
5/18/1935	H	W	13	4
4/22/1936	H	W	18	15
5/20/1936	A	L	4	6
5/15/1937	H	W	15	0
5/25/1937	A	W	6	1
5/26/1939	H	W	9	0
5/16/1939	A	W	6	1
4/29/1940	H	L	2	3
5/14/1940	A	L	1	2
10/10/1941	A	T	3	3
4/7/1942	A	W	12	3
4/23/1942	H	W	4	3
5/16/1944	A	L	2	5
6/17/1944	H	W	15	0
3/25/1946	A	W	11	4
6/16/1946	H	W	9	2
5/20/1947	H	W	4	3
5/20/1947	H	L	3	5

5/25/1948	H	W	5	3
5/25/1948	H	L	2	4
6/1/1949	A	W	5	3
6/11/1949	A	W	1	0
5/2/1950	H	L	8	11
5/16/1950	H	L	4	6
5/1/1951				

3/14/1988	A	L	4	5
<b>ST. IGNATIUS</b>				
Notre Dame leads 3-0				
5/30/1896	H	W	9	6
5/24/1915	A	W	10	1
5/28/1917	H	W	8	1

<b>ST. JOHN'S</b>					
Notre Dame leads 27-25					
4/4/1996	H	W	(7)	7	3

5/17/1996	N	W	4	0	
5/9/1998	H	L	(7)	0	3
5/9/1998	H	W	2	1	
5/10/1998	H	L	5	6	
5/14/1998	N	W	3	2	
5/15/1999	A	L	(7)	4	5
5/15/1999	A	W	5	2	
5/16/1999	A	L	5	14	
4/29/2000	H	W	(7)	8	3
4/29/2000	H	L	4	6	
4/30/2000	A	W	9	8	
4/28/2001	A	H	(7)	3	2
4/28/2001	A	W	5	0	
4/29/2001	A	W	7	3	
4/16/2002	H	W	(7)	4	1
4/16/2002	H	L	3	4	
4/17/2002	H	W	5	2	
4/6/2003	H	W	(7)	11	3
4/6/2003	H	W	18	3	
4/12/2004	H	W	(7)	7	1
4/12/2004	H	L	1	2	
5/28/2004	N	W	9	2	
5/7/2005	A	L	2	3	
5/7/2005	A	L	(10)	5	6
5/8/2005	A	L	1	3	
4/13/2006	H	W	9	2	
4/13/2006	H	W	13	7	
4/15/2006	H	W	7	5	
5/26/2006	N	L	1	10	
5/26/2006	N	W	5	3	
4/25/2008	H	L	3	10	
4/26/2008	H	L	4	6	
4/27/2008	H	W	8	4	
5/14/2009	A	W	9	1	
5/15/2009	A	W	15	8	
5/16/2009	A	L	6	10	
5/19/2009	N	W	14	5	
5/22/2009	N	W	11	10	
4/30/2010	H	W	14	5	
5/1/2010	H	L	1	8	
5/2/2010	H	L	4	9	
4/21/2011	A	L	0	6	
4/21/2011	A	L	1	4	
4/27/2012	H	L	4	6	
4/27/2012	H	L	4	6	
4/29/2012	H	L	1	3	
5/23/2012	N	L	(7)	2	12
5/26/2012	N	L	1	2	
5/11/2013	A	L	1	4	
5/12/2013	A	L	1	2	
5/12/2013	A	W	16	7	

<b>ST. JOSEPH'S (IN)</b>				
Notre Dame leads 12-1				
20/201910	H	W	2	0
5/8/1911	A	W	17	1
4/28/1968	A	W	3	1
4/1/1978	H	L	1	11
4/1/1978	H	L	2	1
4/16/1980	H	W	5	1
4/16/1980	H	W	7	5
4/21/1982	H	W	7	2
4/21/1982	H	W	15	5
3/17/1986	H	W	4	1
3/17/1986	H	W	8	0
4/19/1987	H	W	6	3
4/19/1987	H	W	6	5

<b>SAINT LOUIS</b>				
Notre Dame leads 13-4				
4/6/1947	A	L	3	4
4/7/1947	A	W	11	2
4/25/1987	N	L	1	3
4/25/1987	N	W	5	2
4/26/1987	N	L	2	3
4/1/1989	A	W	1	0
4/1/1989	A	W	6	2
5/19/1989	N	W	10	6
3/10/1990	A	W	10	6
3/31/1990	H	W	5	0
4/27/1991	H	W	8	5
4/27/1991	H	W	18	7
4/28/1991	H	W	2	1
4/28/1991	H	L	1	3

5/6/1994	H	W	14	3
5/7/1994	H	W	11	5
5/8/1994	H	W	6	4

<b>ST. MARY OF THE PLAINS</b>				
Series is tied 1-1				
3/16/1983	N	L	1	3
3/16/1983	N	W	8	1

<b>ST. MARY'S (KY)</b>				
Notre Dame leads 4-0				
4/16/1922	A	W	7	1
4/17/1922	A	W	5	3
3/31/1923	A	W	4	1
4/1/1923	A	W	8	6

<b>ST. MARY'S (MN)</b>				
Notre Dame leads 5-3				
4/9/1979	H	W	1	0
5/16/1979	H	L	2	6
4/7/1980	H	W	5	1
4/7/1980	H	W	2	1
4/3/1981	H	W	7	1
4/3/1981	H	W	2	1
3/20/1984	N	L	0	1
3/20/1984	N	L	3	8

<b>ST. MARY'S (TX)</b>				
Notre Dame leads 8-7				
4/5/1965	A	L	4	6
3/23/1984	A	L	7	8
3/18/1985	A	W	9	1
3/22/1985	A	L	1	3
3/19/1987	A	L	3	7
3/21/1987	A	W	8	1
3/19/1988	A	L	(8)	6
3/19/1988	A	L	0	3
2/25/1989	A	L	1	5
2/25/1989	A	W	4	2
3/3/1990	A	W	3	2
3/3/1990	A	W	5	1
3/2/1991	A	W	6	4
3/2/1991	A	W	9	3
3/12/1999	N	W	4	3

<b>ST. NORBERT</b>					
Notre Dame leads 2-0					
4/24/1996	H	W	(7)	13	0
4/24/1996	H	W	(7)	13	1

<b>ST. PROCOPIUS</b>				
Notre Dame leads 1-0				
4/14/1967	H	W	6	5

<b>ST. THOMAS</b>				
Notre Dame leads 3-0				
5/2/1907	H	W	7	1
5/22/1915	H	W	11	2
4/25/1947	H	W	10	2

<b>ST. VIATOR</b>				
Notre Dame leads 18-5				
5/30/1898	H	W	8	6
5/5/1905	H	W	2	1
6/4/1906	H	W	2	1
5/28/1907	H	W	6	0
4/24/1909	H	W	4	0
5/16/1910	H	W	6	4
5/3/1911	A	W	12	4
5/31/1911	H	L	5	10
6/1/1911	H	W	9	1
5/31/1912	H	W	2	1
6/7/1913	H	W	16	0
5/20/1914	H	W	6	4
4/28/1915	H	W	19	1
5/18/1916	H	W	17	2
4/10/1917	H	W	10	1
5/20/1917	H	W	9	0
5/7/1921	A	L	0	7
5/27/1922	H	W	5	0
5/17/1924	A	L	6	11
5/27/1925	H	L	2	12
6/2/1926	H	W	9	4
6/4/1927	H	L	6	9
5/26/1928	H	W	7	6

<b>SAM HOUSTON STATE</b>				
Notre Dame leads 1-0				
2/25/2001	N	W	7	4

<b>SAN DIEGO</b>				
Notre Dame leads 2-0				
4/6/1961	A	W	2	0
5/31/2003	N	W	6	3

<b>SAN DIEGO STATE</b>				
Notre Dame leads 1-0				
2/20/2004	N	W	7	1

<b>SANTA CLARA</b>				
Notre Dame trails 0-3				
4/2/1961	A	L	8	9
2/20/2014	N	L	1	2

2/23/2014	N	L	7	8
-----------	---	---	---	---

<b>SCHREINER</b>				
Notre Dame leads 4-1				
3/20/1985	A	W	8	3
5/24/1915	A	W	3	1
3/14/1987	A	W	4	1
3/12/1988	A	L	0	4
3/12/1988	A	W	19	2

<b>SEATTLE</b>				
Notre Dame trails 1-2				
2/25/2011	A	W	5	0
2/26/2011	A	L	0	1
2/26/2011	A	L	2	7

<b>SETON HALL</b>					
Notre Dame leads 36-17					
5/17/1912	A	W	4	3	
5/4/1996	H	W	(7)	7	1
5/4/1996	H	W	15	1	
5/5/1996	H	W	10	1	
4/7/2000	A	L	(7)	4	5
3/22/1997	A	L	0	16	
3/23/1997	A	L	10	16	
5/14/1997	N	W	4	3	
4/25/1998	A	L	(7)	4	5
4/25/1998	A	W	11	3	
4/27/1998	A	W	6	1	
4/24/1999	H	L	(7)	8	7
4/24/1999	H	L	1	7	
4/25/1999	H	W	17	8	
5/11/1999	N	L	3	11	
4/20/2000	H	W	(7)	11	5
4/20/2000	H	W	5	1	
3/31/2001	H	W	(7)	6	0
3/31/2001	H	W	6	1	
4/1/2001	H	W	15	3	
4/1/2001	H	W	15	3	
4/20/2002	A	W	(7)	9	4
4/20/2002	A	W	4	2	
4/21/2002	A	W	6	3	
4/19/2003	H	W	(7)	4	1
4/19/2003	H	W	9	3	
4/23/2004	A	L	(7)	2	4
4/23/2004	A	W	4	3	
3/26/2005	H	W	(7)	8	2
3/26/2005	H	W	4	1	
5/13/2006	A	L	6	7	
5/13/2006	A	L	14	12	
5/14/2006	A	L	1	2	
5/4/2007	H	W	3	1	
5/5/2007	H	W	6	4	
5/6/2007	H	L	1	15	
3/20/2009	H	W	10	4	
3/21/2009	H	L	4	9	
3/22/2009	H	L	4	11	
4/16/2010	A	W	(10)	6	5
4/17/2010	A	W	2	1	
4/18/2010	A	W	7	4	
4/29/2011	H	L	1	2	
4/30/2011	H	L	2	1	
5/1/2011	H	W	5	4	
4/5/2012	A	L	(10)	4	5
4/5/2012	A	L	1	2	
4/6/2012	A	L	0	2	
5/25/2012	N	W	4	3	
3/22/2013	H	L	3	4	
3/23/2013	H	W	3	2	
3/24/2013	H	W	3	2	
5/22/2013	N	W	5	0	

<b>SOUTHERN ILLINOIS</b>					
Notre Dame leads 10-4					
6/3/1970	N	L	2	10	
6/5/1970	N	L	0	1	
3/14/1996	N	W	6	2	
3/11/1998	N	W	4	3	
2/28/1999	N	W	15	5	
2/24/2002	N	L	2	6	
3/16/2002	N	W	5	3	
3/16/2002	N	W	3	2	
3/6/2004	N	W	(11)	12	11
3/20/2004	A	L	4	8	
3/21/2004	A	W	5	3	
3/17/2006	N	W	12	2	
3/15/2006	N	W	4	0	
3/8/2008	N	W	4	0	

<b>SOUTHERN METHODIST</b>				
Notre Dame leads 1-0				
5/5/1929	A	W	6	5

<b>SOUTHWESTERN (TN)</b>				
Notre Dame leads 1-0				
4/19/1954	A	W	8	2

<b>SPRING HILL</b>				
Series is tied 1-1				
4/11/1928	A	L	0	6
4/12/1928	A	W	6	1

<b>STANFORD</b>				
Notre Dame trails 0-3				
3/29/1991	N	L	3	7
6/15/2002	N	L	3	4
6/18/2002	N	L	3	5

<b>STETSON</b>				
Series is tied 3-3				
3/25/1978	N	L	2	6
3/24/1979	A	W	19	11
5/24/1996	N	L	7	4
6/4/2005	N	W	6	7
3/2/2007	A	L	4	5
3/7/2010	A	W	4	

5/10/1968	H	W	10	7	3/17/1973	A	L	1	14	4/5/2000	H	W	7	2	5/18/2001	N	L	2	5	3/8/2009	N	W	7	3		
5/2/1969	A	W	16	3	<b>UCLA</b>					4/25/2001	H	W	(7)	7	3	4/12/2002	H	W	(11)	2	<b>WAYNE STATE (IN)</b>					
5/3/1969	A	L	4	8	UCLA leads 3-1					4/25/2001	H	L	(7)	2	4	4/12/2002	H	W	4	2	Notre Dame leads 5-0					
5/3/1969	A	W	1	0	4/4/1961	N	L	6	2	4/3/2002	H	W	(7)	16	0	5/24/2002	N	W	8	4	4/17/1968	A	W	4	1	
4/24/1970	H	W	7	4	3/31/1991	A	W	3	6	4/3/2002	H	W	(7)	12	1	5/16/2003	A	W	(7)	12	4	5/8/1968	H	W	19	1
4/24/1970	H	W	7	4	3/8/2013	A	L	1	2	4/2/2003	H	W	13	4	5/16/2003	A	W	5	11	5/16/1969	A	W	5	4		
4/25/1970	H	W	5	4	2/28/2014	N	L	1	2	4/2/2003	H	W	13	4	5/21/2004	H	W	9	0	5/16/1970	H	W	6	2		
4/16/1971	A	L	1	2	<b>UPPER IOWA</b>					4/17/2004	H	W	9	3	5/22/2004	H	L	10	11	5/16/1970	H	W	5	2		
4/17/1971	A	L	3	4	Notre Dame leads 1-0					4/21/2005	H	W	9	8	5/23/2004	H	W	2	1	<b>WEBBER INTERNATIONAL</b>						
4/17/1971	A	W	5	2	4/26/2001	H	W	23	6	3/28/2006	H	W	12	0	3/2/2013	N	W	3	0	Notre Dame leads 1-0						
4/7/1974	H	L	0	2	<b>VALPARAISO</b>					4/28/2006	H	W	8	6	3/21/2014	H	W	2	1	3/12/2007	A	W	(10)	11	8	
4/7/1974	H	W	4	1	Notre Dame leads 75-21					3/18/2009	H	W	10	4	3/22/2014	H	L	3	8	<b>WEST VIRGINIA</b>						
4/13/1975	A	W	3	2	5/14/1918	H	W	4	2	4/28/2010	N	W	10	0	3/23/2014	H	L	(12)	4	5	Notre Dame leads 40-22					
4/13/1975	A	L	1	6	5/15/2020	H	W	2	0	5/2/2012	H	L	4	7	<b>WABASH</b>					5/13/1902	H	W	9	5		
4/11/1976	H	L	3	13	5/28/2020	A	W	2	1	4/9/2013	H	W	3	1	Notre Dame leads 39-6					6/1/1910	H	W	6	1		
4/11/1976	H	L	3	13	5/19/1958	H	L	13	15	3/26/2014	H	W	4	1	4/25/1902	H	W	19	4	5/9/1912	A	L	1	7		
4/2/1977	H	L	7	8	5/28/1958	N	L	0	2	4/1/2014	H	W	11	1	5/1/1902	A	W	14	7	5/10/1912	A	W	4	2		
4/2/1977	H	L	4	5	5/30/1958	N	W	10	4	<b>VANDERBILT</b>					5/7/1904	H	W	18	7	5/11/1914	A	W	12	3		
4/6/1992	N	W	13	7	5/18/1959	A	W	9	5	Notre Dame leads 4-2					5/3/1904	H	W	6	2	4/30/1927	H	W	10	9		
4/20/1993	H	W	5	2	5/15/1961	H	W	11	2	4/2/1923	A	W	3	1	5/20/1905	H	W	6	3	4/30/1927	H	W	8	6		
4/20/1993	H	W	(7)	2	5/15/1962	A	W	4	3	4/3/1923	A	L	1	10	5/31/1905	H	L	2	5	5/4/1928	H	W	4	3		
4/7/1994	H	W	5	3	5/14/1963	H	W	11	4	4/13/1928	A	W	4	2	5/26/1906	A	W	5	1	5/5/1928	H	W	14	2		
4/11/1996	H	W	8	6	5/21/1963	A	L	4	13	4/23/1960	A	W	6	4	5/26/1906	H	W	5	4	4/13/1955	A	L	3	5		
4/24/1997	H	W	15	9	5/31/1963	N	W	5	2	3/9/1989	N	L	2	11	5/17/1907	A	W	6	0	3/29/1956	N	L	0	4		
4/23/1998	H	W	15	4	5/12/1964	A	W	10	7	3/8/2003	N	W	(10)	3	5/30/1907	H	W	6	1	4/7/1958	A	W	6	4		
4/13/2000	H	W	6	3	5/19/1964	H	W	4	3	<b>VERMONT</b>					4/30/1908	A	W	5	2	4/27/1996	H	L	(7)	4	6	
3/28/2001	H	W	6	1	5/11/1965	H	L	(11)	1	Series is tied 1-1					5/29/1908	H	W	2	0	4/27/1996	H	L	5	8		
3/25/2003	H	W	8	3	5/18/1965	A	W	11	1	5/19/1908	A	L	3	6	6/4/1908	H	W	18	2	5/14/1996	N	L	8	10		
3/21/2004	H	W	9	3	5/10/1966	A	W	6	5	5/22/1912	A	W	4	1	6/13/1908	H	W	8	2	5/18/1996	N	W	5	2		
4/5/2005	H	W	6	2	5/16/1967	A	L	6	10	<b>VILLANOVA</b>					5/3/1909	A	W	4	0	5/18/1996	N	L	4	7		
4/18/2006	H	W	8	2	5/23/1967	H	W	5	1	Notre Dame leads 37-9-1					5/7/1909	H	W	4	0	4/26/1997	A	L	(7)	5	7	
4/17/2007	H	W	8	7	5/14/1968	H	W	11	8	5/15/1996	N	W	7	3	5/5/1910	H	W	4	1	4/26/1997	A	W	7	6		
4/15/2008	H	W	6	1	5/21/1968	A	W	3	2	4/19/1997	H	W	(7)	4	3	5/6/1910	H	W	15	9	5/15/1997	N	W	8	1	
4/1/2009	H	W	11	7	5/13/1969	A	L	2	3	4/19/1997	H	W	14	3	5/26/1910	H	W	9	4	5/2/1998	H	W	(7)	4	3	
4/27/2010	H	W	9	0	4/2/1970	H	W	5	1	4/20/1997	H	W	10	8	5/27/1910	H	W	8	3	5/2/1998	H	L	(10)	9	11	
4/3/2012	H	W	7	3	5/19/1970	A	W	4	0	4/20/1997	N	L	5	10	5/10/1911	H	W	8	3	5/3/1998	H	W	(15)	5	3	
4/23/2013	A	L	3	15	4/20/1971	A	W	4	2	5/15/1997	N	L	(11)	4	5	5/19/111	H	L	7	11	5/13/1998	N	W	5	4	
4/16/2014	A	W	4	3	4/27/1971	H	L	0	8	4/27/1971	H	W	9	4	5/25/1911	A	L	2	8	3/20/1999	A	W	(7)	4	3	
<b>TRANSYLVANIA</b>					4/18/1972	A	W	12	5	4/11/1998	H	W	14	10	5/26/1911	A	W	6	4	3/20/1999	A	W	6	4		
Notre Dame leads 2-0					5/9/1972	H	W	4	2	3/27/1999	A	W	10	8	6/16/1912	A	W	12	0	5/19-20/1999	N	W	7	2		
4/20/1922	A	W	12	7	5/2/1973	A	W	5	3	5/27/1999	A	W	10	8	5/7/1912	A	L	3	5	4/15/2000	A	W	(10)	3	1	
4/16/1924	A	W	13	1	5/8/1973	H	L	5	8	3/25/2000	A	W	(7)	4	0	6/6/1912	A	W	6	2	4/15/2000	A	L	2	7	
<b>TRINITY (TX)</b>					4/20/1974	H	W	6	0	3/25/2000	A	W	(10)	7	3	5/28/1913	H	W	3	0	4/16/2000	A	W	4	3	
Notre Dame leads 11-0					4/9/1975	H	W	6	5	3/26/2000	A	L	5	11	5/28/1913	H	W	8	0	4/12/2001	H	W	(7)	4	1	
3/18/1984	N	W	4	3	4/15/1975	A	L	3	5	4/21/2001	H	W	(7)	7	1	5/26/1914	H	W	4	3	4/14/2001	H	W	8	1	
3/22/1984	N	W	8	2	4/6/1976	A	L	3	14	5/12/2001	H	W	15	2	5/29/1914	H	W	12	3	4/9/2002	A	L	(7)	2	4	
3/22/1984	N	W	9	0	4/14/1976	H	W	13	10	4/22/2001	H	W	8	3	4/24/1915	H	W	13	1	4/9/2002	A	W	(10)	1	0	
3/21/1985	A	W	8	3	4/12/1977	A	L	2	6	5/11/2002	A	L	7	8	5/10/1916	H	W	13	7	5/3/2003	H	W	(7)	1	6	
3/21/1985	A	W	8	6	4/12/1977	H	W	12	8	5/12/2002	A	W	(7)	8	1	5/5/1919	A	W	13	0	5/3/2003	H	L	5	7	
2/23/1989	A	W	12	2	4/5/1978	H	W	4	1	5/12/2002	A	W	9	5	4/22/1920	A	W	18	2	5/4/2003	H	L	1	5		
3/27/1989	A	W	12	4	4/25/1978	A	L	1	2	3/23/2003	A	L	(13)	2	3	4/20/1923	A	L	0	2	5/22/2003	N	W	9	1	
3/4/1990	A	W	5	4	4/10/1979	H	W	2	3	3/24/2003	A	W	(7)	3	2	5/2/1924	H	L	6	10	3/27/2004	A	W	(10)	5	3
3/3/1991	A	W	8	2	4/10/1979	H	W	2	0	3/24/2003	A	W	5	1	5/6/1925	A	W	2	1	3/27/2004	A	W	4	0		
3/3/1991	A	W	8	3	4/20/1980	A	L	1	3	4/3/2004	H	W	(7)	15	7	5/11/1925	H	W	10	6	3/28/2004	A	W	6	2	
3/14/2009	A	W	11	8	4/20/1980	A	L	1	3	4/3/2004	H	W	(10)	6	5	4/27/1928	A	W	7	1	5/20/2005	H	W	7	3	
<b>TRI-STATE</b>					5/6/1980	H	L	7	10	4/4/2004	H	W	13	1	5/8/1928	H	W	11	2	5/20/2005	H	W	5	1		
Notre Dame leads 4-0					5/6/1980	H	W	8	3	4/22/2005	H	W	5	2	4/19/1929	H	W	5	0	5/21/2005	H	W	7	3		
5/9/1988	H	W	8	2	5/5/1981	H	W	8	1	4/24/2005	H	W	(7)	9	4	4/26/1958	A	W	6	3	5/24/2006	H	W	12	4	
5/9/1988	H	W	16	5	4/1/1982	A	W	3	0	4/25/2005	H	W	(10)	7	7	4/26/1958	A	W	8	0	4/20/2007	H	W	5	2	
4/20/1989	H	W	16	5	4/29/1982	H	W	2	0	5/18/2006	A	W	3	1	4/14/1959	H	W	13	1	4/21/2007	H	W	17	6		
4/11/1991	A	W	10	6	4/29/1982	H	W	2	2	5/20/2006	A	W	12	1	<b>WAKE FOREST</b>					4/22/2007	H	L	7	16		
<b>TUFTS</b>					3/31/1983	A	W	4	2	5/23/2007	N	L	2	3	Notre Dame trails 2-7					4/18/2008	A	W	8	4		
Notre Dame leads 1-0					3/31/1983	A	W	4	2	4/11/2008	A	W	2	3	6/17/1949	H	L	1	4	4/19/2008	A	L	6	11		
5/21/1912	A	W	3	2	5/3/1983	A	L	2	6	4/12/2008	A	W	8	5	1/27/1988	A	L	10	17	4/20/2008	N	W	9	4		
<b>TULANE</b>					5/3/1983	H	W	12	3	4/13/2008	A	W	13	0	2/28/1988	A	L	5	12	5/21/2008	N	L	6	13		
Notre Dame trails 8-9-1					4/24/1984	A	W	9	5	4/3/2009	H	W	3	1	3/20/1988	N	W	8	5	4/17/2009	H	L	3	19		
3/28/1964	A	L	0	5	4/24/1984	A	W	8	7	4/4/2009	H	W	4	0	5/2/2000	A	L	8	5	4/18/2009	H	W	8			

4/24/1929	H	W	4	1	5/4/1979	H	L	1	11	5/13/1931	H	L	1	2	3/30/1999	H	W	7	6	<b>YALE</b>				
5/4/1932	H	L	1	4	4/22/1980	A	L	8	9	4/29/1932	H	L	3	10	3/29/2000	H	L	3	14	Notre Dame trails 1-2				
5/30/1932	A	W	2	1	4/22/1980	A	L	12	16	5/24/1932	A	L	4	5	5/26/2001	H	W	12	4	4/9/1955 N L 5 8				
4/17/1934	H	L	7	14	4/28/1982	A	L	1	5	5/29/1933	H	L	4	7	3/26/2008	H	W	14	3	3/14/1992 N W 13 7				
5/10/1934	H	L	2	4	4/28/1982	A	L	2	3	5/30/1933	H	W	8	6	<b>WRIGHT STATE</b>									
4/18/1935	H	W	6	5	5/2/1983	H	L	4	17	5/2/1934	H	L	4	6	Series is tied 3-3									
5/11/1935	H	W	7	4	5/2/1983	H	W	11	7	6/1/1934	H	W	5	4	5/1/1982	H	W	5	2	5/11/1982 H W 5 2				
5/13/1936	H	W	9	8	5/2/1984	A	L	2	4	5/14/1935	A	L	6	7	5/1/1982	H	W	3	0	5/1/1982 H W 3 0				
5/23/1936	A	W	4	1	5/2/1984	A	W	4	1	5/31/1935	A	L	2	7	4/16/1995	H	W	11	8	5/16/1995 H L 6 8				
5/8/1937	H	W	4	3	5/1/1985	H	W	7	1	5/6/1936	A	L	2	5	5/15/1995	H	L	5	8	5/15/1995 H L 5 8				
5/19/1937	A	W	6	1	5/1/1985	H	W	2	1	5/29/1936	H	W	13	8	3/21/2006	H	L	2	4	3/21/2006 H L 2 4				
4/14/1938	A	W	8	0	4/30/1986	A	L	7	8	5/5/1937	A	W	10	9	<b>XAVIER</b>									
5/5/1938	H	W	9	8	4/30/1986	A	L	4	5	5/29/1937	H	L	0	9	Notre Dame leads 56-20									
4/22/1939	H	W	5	0	4/27/1987	H	L	5	7	6/3/1938	H	W	4	3	4/21/1922	A	W	4	1	4/21/1922 A W 4 1				
5/5/1939	A	W	10	5	4/19/1988	A	L	10	28	6/4/1938	H	W	5	3	4/7/1923	A	W	6	4	4/7/1923 A W 6 4				
4/20/1940	H	L	6	9	5/13/1991	H	L	5	8	5/12/1939	A	L	1	7	4/19/1924	A	W	4	0	4/18/1948 A L 3 4				
4/25/1940	A	W	2	1	4/5/1992	H	W	9	1	5/13/1939	A	W	1	0	4/18/1948	A	W	5	2	4/18/1948 A W 5 2				
4/23/1941	A	L	2	11	3/25/1997	H	W	16	6	5/24/1940	H	L	4	9	5/19/1968	A	L	4	7	5/19/1968 A L 4 7				
4/26/1941	H	L	3	6	4/1/1998	H	W	8	1	5/25/1940	H	W	4	0	5/11/1969	H	W	9	0	5/11/1969 H W 9 0				
5/2/1942	A	L	7	12	3/23/1999	H	W	12	8	4/21/1944	A	W	2	1	5/10/1970	A	W	4	2	5/10/1970 A W 4 2				
5/9/1942	H	W	2	0	4/25/2000	N	L	7	11	4/22/1944	A	W	8	1	5/10/1970	A	W	6	5	5/10/1970 A W 6 5				
4/23/1943	A	L	2	4	5/2/2001	H	L	6	7	5/27/1946	A	W	6	4	5/2/1971	H	L	6	8	5/2/1971 H L 6 8				
5/1/1943	H	W	4	2	4/9/2002	H	W	5	4	5/28/1946	A	L	6	7	4/29/1972	A	L	1	5	4/29/1972 A L 1 5				
5/12/1944	H	L	5	8	4/9/2003	H	W	7	1	4/18/1947	H	W	9	1	4/15/1973	H	W	6	4	4/15/1973 H W 6 4				
5/13/1944	H	W	3	1	3/31/2004	H	W	12	3	5/7/1948	A	L	1	3	4/15/1973	H	W	11	3	4/15/1973 H W 11 3				
5/27/1944	A	W	2	1	3/29/2005	H	W	9	5	5/8/1948	A	L	1	2	5/4/1975	H	W	3	2	5/4/1975 H W 3 2				
5/27/1944	A	W	4	2	3/29/2006	H	W	2	0	4/20/1949	H	W	11	7	5/4/1975	H	W	7	3	5/4/1975 H W 7 3				
5/4/1945	A	W	26	10	3/21/2007	H	W	17	9	4/21/1949	H	W	7	6	4/30/1976	A	W	2	1	4/30/1976 A W 2 1				
5/5/1945	A	T	2	2	5/12/2008	H	L	4	6	5/10/1950	A	W	10	5	5/1/1977	H	W	5	4	5/1/1977 H W 5 4				
5/18/1945	H	L	6	13	5/11/2009	H	W	5	3	5/11/1950	A	W	14	5	5/13/1978	A	L	1	3	5/13/1978 A L 1 3				
5/19/1945	H	W	3	0	4/6/2011	H	L	6	2	5/25/1951	H	W	8	7	4/30/1978	A	W	5	0	4/30/1978 A W 5 0				
3/3/1947	A	W	6	5	4/11/2012	H	L	4	5	5/12/1952	A	L	1	3	4/30/1978	A	W	4	3	4/30/1978 A W 4 3				
5/30/1947	H	L	3	7	5/14/2013	A	W	13	10	5/13/1952	A	W	13	5	4/30/1978	A	W	4	3	4/30/1978 A W 4 3				
5/31/1947	H	W	6	5	4/30/2014	H	L	(10)	4	4/20/1953	H	L	4	6	4/30/1978	A	W	4	3	4/30/1978 A W 4 3				
6/4/1948	H	W	13	0	<b>WICHITA STATE</b>					4/22/1953	H	W	8	4	4/30/1978	A	W	4	3	4/30/1978 A W 4 3				
6/5/1948	H	W	4	3	Series is tied 1-1					5/10/1955	A	L	4	6	4/29/1979	H	W	9	8	4/29/1979 H W 9 8				
5/10/1949	A	W	3	2	3/13/1993	A	L	11	14	4/3/1956	N	L	2	9	4/4/1983	H	L	3	6	4/4/1983 H L 3 6				
6/4/1949	A	W	7	4	3/14/1993	A	W	8	6	4/5/1956	N	L	3	5	4/4/1983	H	W	9	0	4/4/1983 H W 9 0				
6/13/1949	N	W	9	1	<b>WILLIAMS</b>					5/6/1957	H	W	4	1	4/5/1983	H	W	4	3	4/5/1983 H W 4 3				
4/22/1950	A	L	1	8	Notre Dame leads 1-0					5/7/1957	H	L	9	14	5/5/1983	H	W	5	3	5/5/1983 H W 5 3				
6/3/1950	H	W	8	7	5/16/1908	A	W	8	1	4/5/1958	N	W	11	8	4/14/1984	A	L	1	4	4/14/1984 A L 1 4				
6/1/1951	A	L	4	11	<b>WINONA</b>					5/12/1958	A	W	5	4	4/14/1984	A	W	12	9	4/14/1984 A W 12 9				
6/2/1951	H	L	5	9	Notre Dame leads 1-0					5/13/1958	A	L	3	5	4/15/1984	A	L	1	4	4/15/1984 A L 1 4				
5/6/1952	A	L	0	4	4/15/1908	H	W	19	0	4/18/1959	H	W	8	2	4/15/1984	A	L	3	14	4/15/1984 A L 3 14				
5/15/1952	H	L	8	10	<b>WINTHROP</b>					4/18/1959	H	W	7	5	4/13/1985	H	L	0	4	4/13/1985 H L 0 4				
5/16/1953	A	L	3	5	Notre Dame trails 1-2					5/10/1960	A	L	1	3	4/13/1985	H	W	5	4	4/13/1985 H W 5 4				
6/2/1953	H	W	10	9	2/27/2004	N	W	19	6	5/8/1961	H	W	4	2	4/14/1985	H	L	3	13	4/14/1985 H L 3 13				
5/11/1954	A	W	7	4	3/4/2011	A	L	2	4	5/8/1962	A	L	2	3	4/14/1985	H	L	8	13	4/14/1985 H L 8 13				
6/2/1954	H	L	2	3	3/5/2011	A	L	2	7	4/19/1965	H	W	(10)	11	4/12/1986	A	L	3	15	4/12/1986 A L 3 15				
5/21/1955	A	W	2	0	<b>WISCONSIN</b>					4/20/1965	H	L	4	10	4/12/1986	A	W	7	5	4/12/1986 A W 7 5				
6/4/1955	H	L	10	15	Notre Dame leads 61-56-3					4/25/1966	A	L	0	4	4/13/1986	A	L	5	7	4/13/1986 A L 5 7				
5/4/1956	A	W	7	2	5/21/1895	H	W	5	4	4/7/1973	A	L	0	2	4/13/1986	A	L	2	5	4/13/1986 A L 2 5				
5/22/1956	H	L	3	4	5/22/1896	H	L	6	9	4/8/1973	A	W	7	0	5/2/1987	H	L	0	2	5/2/1987 H L 0 2				
5/29/1957	A	W	4	2	6/4/1897	H	W	13	0	4/17/1974	H	L	3	6	5/2/1987	H	W	4	1	5/2/1987 H W 4 1				
6/2/1957	H	L	2	4	5/20/1898	H	L	0	5	4/17/1974	H	L	6	7	4/9/1988	A	W	14	2	4/9/1988 A W 14 2				
5/23/1958	A	L	1	2	5/15/1900	H	W	14	2	3/20/1978	N	W	4	1	4/9/1988	A	W	13	4	4/9/1988 A W 13 4				
5/30/1958	H	L	4	5	5/21/1900	H	W	15	6	3/20/1978	N	W	12	6	4/10/1988	A	W	6	1	4/10/1988 A W 6 1				
5/31/1958	H	L	2	5	5/22/1901	H	L	6	16	3/23/1978	N	T	4	4	4/10/1988	A	W	7	6	4/10/1988 A W 7 6				
5/16/1959	H	L	0	3	6/4/1901	H	L	4	11	4/5/1980	H	W	16	7	4/9/1989	A	W	3	2	4/9/1989 A W 3 2				
5/30/1959	H	L	0	2	4/24/1902	H	L	5	6	4/5/1980	H	W	8	4	4/9/1989	A	W	12	3	4/9/1989 A W 12 3				
5/30/1959	H	L	6	9	4/29/1904	H	W	4	3	5/2/1981	A	W	3	1	4/10/1989	A	W	12	1	4/10/1989 A W 12 1				
5/6/1960	H	W	12	2	5/11/1904	A	W	6	0	5/2/1981	A	L	1	6	4/10/1989	A	W	6	3	4/10/1989 A W 6 3				
4/29/1961	H	L	4	7	5/18/1905	H	L	2	3	4/14/1982	H	W	4	1	4/29/1989	H	W	3	0	4/29/1989 H W 3 0				
4/21/1962	A	L	8	10	4/26/1907	H	W	7	4	4/14/1982	H	W	10	3	4/29/1989	H	W	11	6	4/29/1989 H W 11 6				
5/24/1963	H	L	2	5	4/7/1914	H	W	7	2	4/7/1984	H	W	7	6	4/30/1989	H	W	8	5	4/30/1989 H W 8 5				
5/25/1963	A	L	4	5	4/5/1915	H	W	3	2	4/7/1984	H	W	7	4	4/30/1989	H	L	2	6	4/30/1989 H L 2 6				
5/30/1963	N	L	1	2	4/12/1916	H	L	0	1	4/6/1985	H	L	6	7	4/14/1990	A	W	6	4	4/14/1990 A W 6 4				
5/21/1965	H	L	5	6	4/13/1916	H	L	2	3	4/6/1985	H	W	7	1	4/15/1990	A	L	2	3	4/15/1990 A L 2 3				
5/22/1965	A	W	2	0	5/12/1916	H	W	6	0	4/7/1985	H	L	5	6	4/15/1990	A	W	4	2	4/15/1990 A W 4 2				
5/14/1966	A	L	5	10	4/17/1917	H	W	7	2	4/7/1985	H	T	15	15	4/16/1990	A	W	2	0	4/16/1990 A W 2 0				
5/23/1966	H	L	3	6	4/22/1918	H	W	6	1	3/27/1986	N	L	9	11	5/5/1990	H	W	8	6	5/5/1990 H W 8 6				
5/5/1967	H	L	1	8	4/27/1918	A	W	15	2	4/5/1986	H	L	6	9	5/5/1990	H	W	17	13	5/5/1990 H W 17 13				
5/3/1968	H	L	6	4	4/19/1919	H	W																	

**1892 – RECORD: 1-0**  
4/21 Michigan W, 6-4

**1894 – RECORD: 1-2**  
5/5 Albion W, 3-2  
5/22 Purdue L, 2-3  
6/20 Minnesota L, 1-3

**1895 – RECORD: 3-2**  
4/22 Michigan L, 0-13  
5/2 Rush Medical L, 8-9  
5/9 Illinois W, 8-7  
5/21 Wisconsin W, 5-4  
5/30 Purdue W, 11-6

**1896 – RECORD: 2-3**  
5/7 Northwestern L, 6-15  
5/15 Rush Medical W, 13-12  
5/22 Wisconsin L, 6-9  
5/26 Illinois L, 7-12  
5/30 St. Ignatius W, 9-6



**Frank E. Hering**  
1897-99  
  
Three seasons  
17-7-0 (.708)

**1897 – RECORD: 4-2**  
4/21 Michigan W, 18-3  
5/3 Northwestern W, 11-8  
5/15 Chicago L, 2-10  
5/17 Nebraska W, 6-5  
5/27 Illinois L, 8-9  
6/4 Wisconsin W, 13-0

**1898 – RECORD: 6-2**  
4/18 Michigan W, 4-2  
4/29 Northwestern W, 12-1  
5/14 DePauw W, 5-2  
5/20 Wisconsin L, 0-5  
5/26 Indiana W, 10-1  
5/30 St. Viator W, 8-6  
5/31 Chicago W, 12-9  
6/9 Michigan L, 2-15

**1899 – RECORD: 7-3**  
4/22 Michigan L, 3-5  
5/4 at Purdue W, 10-5  
5/5 at DePauw W, 14-11  
5/11 Illinois W, 15-0  
5/20 at Chicago W, 7-2

5/22 Nebraska W, 16-8  
5/26 Oberlin L, 0-4  
6/8 at Kalamazoo W, 9-8  
6/9 at Albion W, 18-2  
6/10 at Michigan L, 1-7

**1900 – RECORD: 15-2**  
4/21 Michigan W, 8-0  
4/27 Purdue L, 7-10  
5/1 Indiana W, 14-3  
5/2 DePauw W, 9-1  
5/3 Purdue W, 8-6  
5/7 Northwestern W, 14-6  
5/12 Nebraska W, 12-5  
5/15 Wisconsin W, 14-2  
5/17 Beloit L, 1-2  
5/18 Lake Forest W, 20-5  
5/18 Chicago W, 7-2  
5/21 Wisconsin W, 15-6  
5/25 Indiana W, 34-7  
5/29 Oberlin W, 5-1  
6/7 Minnesota W, 7-3  
6/8 Kalamazoo W, 5-4  
6/9 Michigan W, 7-1

**1901 – RECORD: 11-8**  
4/19 Purdue W, 7-6  
4/24 Minnesota W, 7-6  
4/26 Upper Iowa W, 23-6  
5/1 Indiana W, 14-3  
5/2 DePauw W, 14-3  
5/3 Purdue W, 25-14  
5/4 Chicago W, 11-3  
5/6 Illinois L, 2-5  
5/8 Nebraska W, 16-10  
5/11 Beloit L, 2-7  
5/13 Illinois W, 10-7  
5/14 Northwestern W, 13-4  
5/16 Indiana L, 4-7  
5/20 Minnesota L, 5-10  
5/21 Minnesota L, 4-5  
5/22 Wisconsin L, 6-16  
5/23 Beloit L, 1-9  
5/24 Northwestern W, 5-2  
6/4 Wisconsin L, 4-11

**1902 – RECORD: 16-4-1**  
4/21 Kalamazoo W, 9-5  
4/24 Wisconsin L, 5-6  
4/25 Wabash W, 19-4

4/29 at Indiana W, 15-2  
4/30 at DePauw W, 2-1  
5/1 at Wabash W, 14-7  
5/2 at Purdue W, 8-5  
5/7 Indiana W, 7-4  
5/8 Albion W, 21-7  
5/9 Nebraska W, 2-0  
5/13 West Virginia W, 9-5  
5/15 Ohio State W, 7-0  
5/17 Knox W, 6-5  
5/19 at Minnesota W, 9-5  
5/20 at Minnesota L, 5-9  
5/22 at Beloit L, 0-2  
5/23 at Monmouth W, 12-1  
5/24 at Knox L, 5-6  
5/26 DePauw W, 10-6  
6/5 at Minnesota W, 22-2  
6/7 Purdue T, 2-2

5/25 Indiana W, 2-1  
5/26 Purdue W, 11-2  
5/31 Wabash W, 6-2  
6/1 at DePauw W, 12-5  
6/2 at Indiana W, 5-2  
6/3 at Purdue W, 13-4  
6/4 at Illinois L, 0-1  
6/7 Beloit L, 0-1

**1905 – RECORD: 6-9**  
4/22 Kalamazoo W, 13-9  
4/29 Ohio State L, 1-6  
5/2 at Beloit L, 0-2  
5/3 at Northwestern L, 6-8  
5/4 at Northwestern L, 1-2  
5/5 St. Viator W, 2-1  
5/9 Albion L, 2-9  
5/12 Purdue L, 2-9  
5/16 Denison W, 6-1  
5/18 Wisconsin L, 2-3  
5/20 Wabash W, 6-3  
5/24 Northwestern W, 8-3  
5/31 Wabash L, 2-5  
6/1 Indiana W, 4-2  
6/2 at Purdue L, 1-3

**1906 – RECORD: 20-5**  
4/21 Kalamazoo W, 18-0  
4/23 Hillsdale W, 17-0  
4/26 Illinois L, 9-12  
4/28 DePauw W, 4-2  
5/2 at Beloit W, 6-5  
5/3 at Minnesota W, 9-0  
5/4 at Minnesota L, 4-7  
5/5 vs. Northwestern (WI)! W, 16-0  
5/7 Rose Polytechnic W, 14-6  
5/10 Purdue W, 4-2  
5/11 Nebraska W, 8-3  
5/12 vs. Beloit@ W, 11-5  
5/14 at Indiana W, 10-2  
5/15 at DePauw W, 17-2  
5/16 at Wabash W, 5-1  
5/17 at Purdue L, 4-8  
5/18 at Illinois L, 1-12  
5/21 Albion W, 6-1  
5/25 Indiana W, 16-2  
5/26 Wabash W, 5-4  
5/30 vs. Minnesota@ L, 5-8  
5/31 Minnesota W, 3-0  
6/4 St. Viator W, 2-1  
6/6 Ohio Wesleyan W, 4-2  
6/7 Ohio Wesleyan W, 7-1

**1907 – RECORD: 17-5**  
4/22 Kalamazoo W, 13-9  
4/23 Hillsdale W, 24-0  
4/28 DePauw L, 4-7  
4/29 Indiana W, 7-1  
4/30 Illinois L, 5-8  
5/1 Lawrence W, 7-4  
5/2 Beloit W, 12-6  
5/6 DePauw W, 10-1  
5/8 Nebraska W, 13-2  
5/12 Ohio Wesleyan W, 11-0  
5/13 Kentucky W, 4-3  
5/16 Purdue W, 8-1  
5/19 Northwestern L, 8-9  
5/22 Indiana W, 7-2  
5/26 Denison W, 12-5  
5/28 Beloit W, 3-2  
5/30 Kalamazoo L, 0-2  
6/1 Illinois L, 2-4  
6/3 Denison W, 7-4  
6/4 Ohio Wesleyan W, 2-5  
6/5 Ohio State L, 2-1  
6/6 Purdue W, 2-1

**1904 – RECORD: 12-5**  
4/29 Wisconsin W, 4-3  
5/2 Illinois L, 1-2  
5/3 Nebraska L, 4-5  
5/7 Wabash W, 18-7  
5/10 at Beloit L, 1-4  
5/11 at Wisconsin W, 6-0  
5/12 Minnesota W, 13-3  
5/14 Northwestern W, 9-1  
5/21 Minnesota W, 18-1



**Robert Lynch**  
1903  
  
One season  
17-5 (.773)

**1903 – RECORD: 17-5**  
4/22 Kalamazoo W, 13-9  
4/23 Hillsdale W, 24-0  
4/28 DePauw L, 4-7  
4/29 Indiana W, 7-1  
4/30 Illinois L, 5-8  
5/1 Lawrence W, 7-4  
5/2 Beloit W, 12-6  
5/6 DePauw W, 10-1  
5/8 Nebraska W, 13-2  
5/12 Ohio Wesleyan W, 11-0  
5/13 Kentucky W, 4-3  
5/16 Purdue W, 8-1  
5/19 Northwestern L, 8-9  
5/22 Indiana W, 7-2  
5/26 Denison W, 12-5  
5/28 Beloit W, 3-2  
5/30 Kalamazoo L, 0-2  
6/1 Illinois L, 2-4  
6/3 Denison W, 7-4  
6/4 Ohio Wesleyan W, 2-5  
6/5 Ohio State L, 2-1  
6/6 Purdue W, 2-1



**Harry Arndt**  
1906  
  
One season  
20-5 (.800)

**1906 – RECORD: 20-5**  
4/21 Kalamazoo W, 18-0  
4/23 Hillsdale W, 17-0  
4/26 Illinois L, 9-12  
4/28 DePauw W, 4-2  
5/2 at Beloit W, 6-5  
5/3 at Minnesota W, 9-0  
5/4 at Minnesota L, 4-7  
5/5 vs. Northwestern (WI)! W, 16-0  
5/7 Rose Polytechnic W, 14-6  
5/10 Purdue W, 4-2  
5/11 Nebraska W, 8-3  
5/12 vs. Beloit@ W, 11-5  
5/14 at Indiana W, 10-2  
5/15 at DePauw W, 17-2  
5/16 at Wabash W, 5-1  
5/17 at Purdue L, 4-8  
5/18 at Illinois L, 1-12  
5/21 Albion W, 6-1  
5/25 Indiana W, 16-2  
5/26 Wabash W, 5-4  
5/30 vs. Minnesota@ L, 5-8  
5/31 Minnesota W, 3-0  
6/4 St. Viator W, 2-1  
6/6 Ohio Wesleyan W, 4-2  
6/7 Ohio Wesleyan W, 7-1

!Watertown, Wisc.  
@South Bend, Ind.



The early teams of Notre Dame baseball were known as a spirited and colorful bunch who quickly brought acclaim to the program, posting a combined 230-73-1 record during the first 20 varsity seasons. Pictured at left is the official 1889 team that competed prior to the founding of a varsity program in 1892.

Note: The Notre Dame baseball team did not have a coach for several seasons in the early days of the program (1892-96, 1900-02 and 1904-05). Coaches served in a preseason capacity only until 1908, when Harry Curtis became the program's first bench coach.



**Lou Criger**  
1907

One season  
21-2 (.913)

**1907 – RECORD: 21-2**

4/20	Hillsdale	W, 11-3
4/24	Illinois	W, 6-4
4/26	Wisconsin	W, 7-4
4/27	Knox	W, 3-1
4/30	at Knox	W, 9-4
5/1	at Monmouth	W, 2-0
5/2	St. Thomas	W, 7-1
5/4	at Minnesota	W, 5-0
5/7	Michigan Agriculture	W, 1-0
5/8	Albion	W, 6-4
5/9	Indiana	W, 6-0
5/14	Nebraska	W, 4-0
5/15	Oberlin	W, 5-0
5/16	at Indiana	W, 3-1
5/17	at Wabash	W, 6-0
5/18	at Purdue	W, 6-2
5/21	Michigan	W, 5-4
5/23	Illinois	L, 0-1
5/25	vs. Purdue!	W, 4-3
5/28	St. Viator	W, 6-0
5/30	vs. Minnesota!	L, 1-2
5/30	vs. Wabash!	W, 6-1
5/31	Beloit	W, 6-0

*South Bend, Ind.*




**Harry Curtis**  
1908-09

Two seasons  
33-6 (.846)

**1908 – RECORD: 20-1**

4/15	Winona	W, 19-0
4/18	Albion	W, 18-0
4/21	Kalamazoo	W, 19-0
4/23	Beloit	W, 3-2
4/25	Michigan Agriculture	W, 4-2
4/30	at Wabash	W, 5-2



First baseman **Bert Daniels** (1908-09) was one of several players from Notre Dame's 1908 team who went on to make a name for himself in professional baseball (the 1908 squad posted a 20-1 season record and outscored its opponents 185-33).



5/1	at Indiana	W, 1-0
5/2	at Indiana	W, 13-3
5/6	Knox	W, 22-3
5/9	Rose Polytechnic	W, 5-0
5/15	at Syracuse	W, 2-1
5/16	at Williams	W, 8-1
5/18	at Dartmouth	W, 8-3
5/19	at Vermont	L, 3-6
5/20	at Boston College	W, 9-0
5/21	at Fordham	W, 2-0
5/23	at Georgetown	W, 11-2
5/27	Indiana	W, 5-4
5/29	Wabash	W, 2-0
6/4	Wabash	W, 18-2
6/13	Wabash	W, 8-2

**1909 – RECORD: 13-5**

4/14	Albion	W, 6-4
4/17	Kalamazoo	W, 22-1
4/19	Michigan	W, 11-2
4/24	St. Viator	W, 4-0
4/28	Beloit	W, 7-3
5/3	at Wabash	W, 4-0
5/5	Olivet	W, 8-2
5/7	Wabash	W, 4-0
5/8	Michigan	L, 5-12
5/12	Hillsdale	W, 13-0
5/17	Rose Polytechnic	W, 8-0
5/20	Minnesota	W, 12-6
5/21	Penn State	W, 9-0
5/28	at Minnesota	L, 2-3
5/29	at Minnesota	L, 1-2
5/30	at Beloit	L, 2-4
6/1	Marquette	W, 13-0
6/5	Michigan	L, 2-4
6/10	Cuban Stars (exhibition)	L, 5-6



**Ed Smith**  
1910, 1912

Two seasons  
38-8 (.826)

**1910 – RECORD: 19-3**

4/14	Kalamazoo	W, 13-3
4/18	Michigan	W, 4-0
4/21	Michigan Agriculture	W, 3-1
4/28	Arkansas	W, 6-4
4/29	Arkansas	L, 1-5
5/4	Marquette	W, 11-0
5/5	Wabash	W, 4-1
5/6	Wabash	W, 15-9
5/7	Beloit	W, 3-0
5/10	Olivet	W, 16-1
5/14	Rose Polytechnic	W, 4-0
5/16	St. Viator	W, 6-4
5/17	Armour Institute	W, 19-4
5/19	Beloit	W, 3-1
5/20	St. Joseph's (IN)	W, 2-0



**Frank "Dreams" Scanlan** (far left; 19-3, 1907-09) and **Jean Dubuc** (near left; 13-2, 1907-08) remain one of the great pitching tandems in Notre Dame history.

5/21	Armour Institute	W, 4-3
5/26	Wabash	W, 9-4
5/27	Wabash	W, 8-3
6/1	West Virginia	W, 6-1
6/7	Butler	W, 17-1
6/10	Michigan Agriculture	L, 3-6
6/11	Michigan	L, 2-3



**Albert Kelly**  
1911

One season  
17-5 (.773)

**1911 – RECORD: 17-5**

4/10	Olivet	W, 7-6
4/15	Albion	W, 28-4
4/20	DePauw	W, 12-0
4/26	Arkansas	L, 2-3
4/27	Arkansas	L, 2-4
4/29	Armour	W, 10-5
5/2	at Loyola (IL)	W, 15-1
5/3	at St. Viator	W, 12-4
5/4	at DePaul	W, 9-5
5/6	at Sacred Heart	W, 10-1
5/8	at St. Joseph's (IN)	W, 17-1
5/9	at Beloit	W, 10-1
5/10	Wabash	W, 8-3
5/13	Wabash	L, 7-11
5/17	DePaul	W, 8-1
5/18	Cathedral College	W, 8-4
5/25	at Wabash	L, 2-8
5/26	at Wabash	W, 6-4
5/27	Beloit	W, 6-3
5/31	St. Viator	L, 5-10
6/1	St. Viator	W, 9-1
6/6	Keio (Japan)	W, 9-5

**1912 – RECORD: 19-5**

4/9	Olivet	W, 8-0
4/23	Kentucky	W, 15-2
4/24	Arkansas	W, 11-2
4/25	Arkansas	L, 5-6
4/26	Arkansas	W, 10-9
4/29	Rose Polytechnic	W, 9-0
5/4	DePaul	W, 9-3
5/6	at Wabash	W, 12-0
5/7	at Wabash	L, 3-5
5/9	at West Virginia	L, 1-7
5/10	at West Virginia	W, 4-2
5/11	at Penn State	W, 6-1
5/13	at Mt. St. Mary's	W, 6-5
5/16	at Catholic University	L, 2-8
5/17	at Seton Hall	W, 4-3
5/18	at Brown	L, 0-13
5/20	at Dearfield Academy	W, 10-6
5/21	at Tufts	W, 3-2
5/22	at Vermont	W, 4-1
5/31	St. Viator	W, 2-1
6/1	Beloit	W, 8-1

6/6	at Wabash	W, 6-2
6/8	Earlham	W, 11-7
6/13	Loyola (IL)	W, 14-2



**Fred Williams**  
1913

One season  
14-3 (.824)

**1913 – RECORD: 14-3**

4/12	Olivet	W, 9-1
4/19	Earlham	W, 24-1
4/24	Arkansas	W, 17-3
4/26	Arkansas	W, 11-0
5/9	Washington & Jefferson	W, 9-1
5/13	Chinese University	W, 5-1
5/18	Beloit	W, 2-1
5/20	at Penn State	W, 5-3
5/21	at Navy	L, 1-7
5/22	at Catholic University	W, 9-5
5/23	at Fordham	W, 6-3
5/24	at Army	L, 0-3
5/26	at Colgate	W, 3-0
5/28	Wabash	W, 3-0
5/28	Wabash	W, 8-0
6/1	Lake Forest	L, 5-7
6/7	St. Viator	W, 16-0



**Jesse Harper**  
1914-18


Five seasons  
61-28 (.685)

**1914 – RECORD: 17-5**

4/7	Wisconsin	W, 7-2
4/11	Olivet	W, 14-2
4/13	Michigan	L, 1-5
4/16	Western State	W, 6-1
4/18	Armour Institute	W, 5-1
4/23	Bethany	W, 8-3
4/25	Ohio Wesleyan	W, 12-0
5/2	Michigan Agriculture	W, 6-4
5/11	at West Virginia	W, 12-3
5/12	at Georgetown	L, 1-4
5/13	at Army	W, 9-3
5/14	at Princeton	L, 1-4
5/15	at Catholic University	W, 13-4
5/16	at Navy	W, 4-2
5/20	St. Viator	W, 6-4
5/23	Beloit	L, 10-13
5/26	Wabash	W, 4-3
5/26	Lake Forest	W, 11-0
5/29	Wabash	W, 12-3
5/30	at Michigan Agriculture	W, 12-4
6/5	at Michigan	W, 9-3
6/6	at Michigan	L, 0-3

**1915 – RECORD: 14-6**

4/5	Wisconsin	W, 3-2
4/14	Armour Institute	W, 14-2
4/17	Lake Forest	W, 13-1
4/19	Michigan	L, 3-4
4/22	Bethany	W, 7-3
4/24	Wabash	W, 13-1
4/28	St. Viator	W, 19-1
5/1	Michigan Agriculture	W, 3-2
5/4	Beloit	W, 15-6



Three-sport athlete Paul Castner tossed a 4-0 no-hitter at Purdue on May 17, 1922 (he also excelled in football and hockey).

5/6	Chinese University	W, 3-2
5/10	Cornell	W, 5-2
5/11	Colgate	W, 10-1
5/12	Fordham	L, 5-6
5/13	Princeton	L, 5-6
5/15	Navy	L, 2-5
5/22	St. Thomas	W, 11-2
5/24	at St. Ignatius	W, 10-1
6/3	Michigan Agriculture	W, 6-2
6/4	Michigan	L, 2-4
6/5	Michigan	L, 1-4

**1916 – RECORD: 11-8**

4/12	Wisconsin	L, 0-1
4/13	Wisconsin	L, 2-3
4/14	Illinois	L, 2-7
4/15	Illinois	L, 0-6
4/17	Michigan	W, 14-6
4/20	Marshall	L, 6-8
4/25	Armour Institute	W, 11-1
4/29	Michigan Agriculture	W, 2-0
5/2	Purdue	W, 1-0
5/6	Western State	W, 6-0
5/10	Wabash	W, 13-7
5/12	Wisconsin	W, 6-0
5/16	Lake Forest	W, 17-1
5/18	St. Viator	W, 17-2
5/24	Niagara	W, 1-0
5/25	Purdue	W, 4-0
6/1	Michigan Agriculture	L, 2-5
6/2	Michigan	L, 1-2
6/3	Michigan	L, 4-6

**1917 – RECORD: 10-4**

4/10	St. Viator	W, 10-1
4/13	at Illinois	L, 1-5
4/14	at Illinois	L, 6-9
4/17	Wisconsin	W, 7-2
4/24	Marshall	W, 5-2
5/2	Western State	W, 9-3
5/5	Purdue	W, 9-5
5/12	Michigan Agriculture	W, 12-0
5/16	Niagara	L, 4-6
5/17	Niagara	W, 5-2
5/20	St. Viator	W, 9-0
5/28	St. Ignatius	W, 8-1
5/31	at Michigan Agriculture	L, 0-5

6/1	at Michigan Agriculture	W, 4-2
<b>1918 – RECORD: 9-5</b>		
4/20	at Rose Polytechnic	W, 3-2
4/22	Wisconsin	W, 6-1
4/27	at Wisconsin	W, 15-2
5/3	Indiana	W, 9-2
5/4	at Michigan Agriculture	W, 11-8
5/8	at Purdue	W, 7-5
5/11	Michigan Agriculture	L, 0-4
5/14	Valparaiso	W, 4-2
5/17	Iowa	L, 1-2
5/21	St. Ambrose	L, 2-3
5/22	Iowa	W, 4-3
5/25	Purdue	W, 8-1
5/31	at Michigan	L, 0-14
6/1	at Michigan	L, 1-5



**Gus Dorais**  
1919-20  
Two seasons  
21-10-1 (.672)

**1919 – RECORD: 10-4-1**

4/19	Wisconsin	W, 4-3
4/26	Indiana	W, 6-5
4/30	Michigan Agriculture	L, 1-2
5/2	at Illinois	L, 3-5
5/3	at Illinois	L, 5-9
5/5	at Wabash	W, 13-0
5/6	at Purdue	W, 16-6
5/10	at Indiana	W, 2-1
5/16	at Iowa State	T, 5-5
5/17	at Iowa	W, 4-3
5/23	Iowa	W, 8-0
5/24	Purdue	W, 13-1
5/27	at Michigan Agriculture	W, 12-3
5/28	at Michigan	W, 3-2
6/4	at Wisconsin	L, 2-5

**1920 – RECORD: 11-6**

4/7	Wisconsin	W, 2-1
4/7	Wisconsin	L, 0-2
4/22	at Wabash	W, 18-2
4/23	at Illinois	L, 4-7
4/24	at Illinois	L, 3-8
4/29	Kalamazoo	W, 3-2
5/4	at Purdue	L, 4-8
5/8	Michigan Agriculture	W, 11-10
5/15	Valparaiso	W, 2-0
5/21	Iowa	W, 9-8
5/22	Indiana	W, 4-3
5/25	at Michigan Agriculture	W, 12-11
5/26	at Michigan	L, 1-5
5/28	at Valparaiso	W, 2-1
5/29	Iowa	W, 3-2
6/1	at Indiana (forfeit)	L, 0-9
6/6	Purdue	W, 12-11



**Walter Halas**  
1921-23  
Three seasons  
46-21-1 (.684)

**1921 – RECORD: 11-7-1**

4/15	Wisconsin	T, 3-3
4/19	at Purdue	W, 4-1
4/20	Kalamazoo	W, 4-3

4/28	DePauw	W, 2-0
4/30	Michigan	L, 7-8
5/2	at Illinois	L, 2-5
5/3	at Illinois	L, 1-3
5/6	at Iowa	W, 4-2
5/7	at St. Viator	L, 0-7
5/8	at Indiana	W, 4-1
5/14	Northwestern	L, 14-15
5/18	at Michigan	L, 3-6
5/19	at Michigan Agriculture	W, 7-4
5/21	Purdue	W, 8-1
5/25	at Northwestern	W, 7-0
5/26	Michigan Agriculture	W, 8-4
5/30	Indiana	W, 15-5
6/3	at Beloit	W, 14-3
6/4	at Wisconsin	L, 2-6

**1922 – RECORD: 19-4**

4/16	at St. Mary's (KY)	W, 7-1
4/17	at St. Mary's (KY)	W, 5-3
4/18	at Louisville	W, 13-4
4/19	at Georgetown (KY)	W, 12-0
4/20	at Transylvania	W, 12-7
4/21	at St. Xavier	W, 4-1
4/22	at Dayton	W, 10-0
4/24	Wisconsin	L, 1-9
4/27	Western State	W, 6-2
4/29	Michigan Agriculture	W, 12-6
5/1	at Wisconsin	L, 4-10
5/2	at Beloit	W, 16-7
5/5	at Michigan	L, 3-6
5/6	at Michigan Agriculture	W, 3-1
5/10	Purdue	W, 2-1
5/13	Kalamazoo	W, 5-3
5/15	Northwestern	W, 26-4
5/17	at Purdue	W, 4-0
5/19	at Illinois	L, 3-11
5/25	Beloit	W, 5-2
5/27	St. Viator	W, 5-0
5/30	Michigan	W, 5-0
6/3	at Northwestern	W, 5-4

**1923 – RECORD: 16-10**

3/31	at St. Mary's (KY)	W, 4-1
4/1	at St. Mary's (KY)	W, 8-6
4/2	at Vanderbilt	W, 3-1
4/3	at Vanderbilt	L, 1-10
4/5	at Carson-Newman	L, 1-4
4/6	at Kentucky	L, 2-4
4/7	at St. Xavier	W, 6-4
4/9	at Purdue	W, 3-0
4/14	Kalamazoo	W, 13-4
4/18	Michigan Agriculture	W, 16-9
4/20	at Wabash	L, 0-2
4/21	at Illinois	L, 4-10
4/26	Northwestern	W, 12-2
4/28	Indiana	W, 7-3
4/30	Wisconsin	W, 16-2
5/4	at Michigan Agriculture	L, 5-6
5/5	at Michigan	L, 10-11
5/8	Iowa	W, 1-0
5/14	Beloit	W, 6-0
5/18	at Illinois	L, 0-3
5/19	at Northwestern	L, 0-4
5/25	at Knox	W, 8-0
5/26	at Iowa	W, 3-2
5/29	Purdue	W, 6-0
5/30	Michigan	L, 4-12
6/9	Illinois	W, 4-2



**George Keogan**  
1924-26, 1930-1933  
Seven seasons  
68-57-2 (.543)

**1924 – RECORD: 16-7**

4/12	at Georgia Tech	W, 4-3
4/14	at Tennessee	L, 2-7
4/16	at Transylvania	W, 13-1
4/18	at Kentucky Wesleyan	W, 3-2
4/19	at St. Xavier	W, 4-0
4/23	Western State	W, 10-1
4/26	Loyola (IL)	W, 5-0
4/30	Michigan	W, 6-2
5/2	Wabash	L, 6-10
5/6	Indiana	W, 8-0
5/9	at Indiana	W, 12-1
5/12	Northwestern	W, 9-4
5/16	at Illinois	W, 7-0
5/17	at St. Viator	L, 6-11
5/20	Iowa	L, 2-3
5/21	Minnesota	W, 11-5
5/24	at Iowa	W, 9-6
5/26	Wisconsin	W, 9-3
5/30	at Michigan	L, 6-9
6/3	at Wisconsin	L, 2-9
6/6	at Michigan Agriculture	W, 4-3
6/7	at Western State	L, 1-2
6/14	Michigan Agriculture	W, 8-2

**1925 – RECORD: 11-13**

4/11	at Georgia Tech	L, 1-6
4/12	at Camp Benning	L, 2-3
4/13	at Furman	W, 10-3
4/14	at Furman	L, 10-14
4/15	at Georgia	W, 15-0
4/16	at Georgia	L, 1-2
4/17	at Mercer	L, 3-13
4/18	at Mercer	L, 9-13
4/25	Luther	W, 19-0
4/28	Western State	W, 5-4
5/1	at Iowa	W, 5-2
5/2	at Lombard	W, 13-0
5/5	at Purdue	L, 3-5
5/6	at Wabash	W, 2-1
5/11	Wabash	W, 10-6
5/15	at Illinois	L, 1-12
5/20	Oseka-Mainich	L, 1-2
5/23	Michigan Agriculture	W, 11-7
5/27	St. Viator	L, 2-12
5/30	Bradley	W, 17-13
6/1	Minnesota	L, 2-3
6/5	at Western State	L, 2-3
6/6	at Michigan Agriculture	L, 4-5
6/13	Iowa	W, 4-1



A 1926 Notre Dame baseball promotional poster

## 1926 – RECORD: 13-13

4/1	at Western Kentucky	W, 5-2
4/2	at Georgia Tech	L, 0-8
4/3	at Georgia Tech	L, 4-12
4/5	Georgia!	L, 6-7
4/6	Georgia!	W, 5-2
4/7	at Mercer	L, 0-3
4/8	at Mercer	W, 14-9
4/9	at Fort Benning	L, 5-7
4/10	at Fort Benning	L, 1-2
4/14	Bradley	L, 4-6
4/17	Hope College	W, 16-1
4/21	Western State	W, 5-4
4/28	Northwestern	W, 2-0
5/5	Purdue	L, 5-8
5/8	at Wisconsin	L, 3-5
5/14	at Illinois	L, 4-7
5/15	Iowa	W, 5-1
5/21	at Iowa State	W, 7-0
5/22	at Iowa	L, 2-3
5/24	Georgia	W, 4-2
5/25	Georgia	L, 2-3
5/28	at Northwestern	W, 4-0
5/31	Wisconsin	W, 5-0
6/2	St. Viator	W, 9-4
6/5	at Michigan State	L, 2-5
6/12	Michigan State	W, 6-0

! Atlanta, Ga.



**Tommy Mills**  
1927-29

Three seasons  
57-20-1 (.737)

## 1927 – RECORD: 15-6

4/14	at Fort Benning	W, 10-4
4/15	at Fort Benning	W, 9-5
4/16	at Fort Benning	L, 3-4
4/18	at Mercer	W, 7-3
4/19	at Mercer	W, 6-3
4/20	at Georgia	W, 4-0
4/21	at Georgia	L, 2-4
4/22	at Tennessee	W, 13-1
4/23	at Kentucky	W, 3-2
4/26	at Wisconsin	W, 6-3
4/30	West Virginia	W, 10-9
4/30	West Virginia	W, 8-6
5/4	at Illinois	W, 3-0
5/7	Michigan State	L, 1-4
5/11	Bradley	W, 4-3
5/19	at Iowa	L, 4-8
5/21	at Minnesota	W, 4-1
5/25	at Michigan State	W, 5-0
5/27	Iowa	L, 0-2
5/31	Wisconsin	W, 6-5
6/4	St. Viator	L, 6-9

### Did You Know?

Heisman Trophy-winning quarterbacks **Angelo Bertelli** ('43) and **Johnny Lujack** ('44) also played for the baseball program while others such as **Frank Jacobs**, **Irv Smith**, **Paul Failla**, **Scott Sollmann**, **Jeff Samardzija**, **Eric Maust**, **Evan Sharpley** and **Golden Tate** have pulled double duty during the past 20 years.

## 1928 – RECORD: 23-8

4/3	at Fort Benning	W, 2-1
4/4	at Fort Benning	L, 2-3
4/5	at Fort Benning	W, 3-2
4/7	at LSU	W, 5-3
4/11	at Spring Hill	L, 0-6
4/12	at Spring Hill	W, 6-1
4/13	at Vanderbilt	W, 4-2
4/17	Kalamazoo	W, 3-0
4/24	Western State	W, 13-11
4/27	at Wabash	W, 7-1
4/28	at Butler	W, 9-2
5/1	Minnesota	W, 7-2
5/4	West Virginia	W, 4-3
5/5	West Virginia	W, 14-2
5/8	Wabash	W, 11-2
5/10	at Luther	L, 4-5
5/11	at Coe	W, 7-5
5/12	at Iowa	L, 5-6
5/14	Bradley	W, 5-4
5/15	at Northwestern	W, 16-4
5/18	Illinois	L, 3-5
5/22	Butler	W, 9-3
5/26	St. Viator	W, 7-6
6/1	at Indiana	W, 6-2
6/2	Michigan State	W, 8-0
6/7	at Boston College	L, 1-8
6/9	at Harvard	W, 20-1
6/11	at New Hampshire	L, 0-9
6/14	at Providence	L, 1-6
6/15	at Amherst	W, 1-0
6/16	at Cornell	W, 7-5

## 1929 – RECORD: 19-6-1

3/30	at Ouachita College	W, 5-2
4/1	at Baylor	W, 5-2
4/2	at Baylor	W, 12-6
4/3	at Daniel Baker	W, 1-0
4/4	at Daniel Baker	W, 8-2
4/5	at Southern Methodist	W, 6-5
4/6	at Texas A&M	L, 4-7
4/19	Wabash	W, 5-0
4/22	Iowa	L, 7-13
4/24	Western State	W, 4-1
4/30	Indiana	T, 5-5
5/1	at Wisconsin	L, 3-4
5/3	at Iowa	W, 7-2
5/4	at Drake	W, 13-7
5/10	at Michigan State	W, 9-1
5/11	Northwestern	W, 11-5
5/16	Michigan State	W, 12-5
5/17	at Illinois	L, 0-9
5/18	Coe	W, 5-0
5/20	Meiji University	W, 9-6
5/22	Butler	W, 2-0
5/24	at Minnesota	W, 18-2
5/25	at Minnesota	W, 4-2
5/27	Marshall	L, 3-4
5/28	Marshall	L, 0-1
6/1	Navy	W, 6-4

## 1930 – RECORD: 12-7

4/14	Armour Tech	W, 12-4
4/21	at Florida	W, 5-4
4/21	at Florida	L, 0-1
4/23	at Georgia Tech	W, 3-1
4/24	at Georgia Tech	W, 5-3
4/25	at Fort Benning	L, 5-8

4/26	at Fort Benning	L, 5-9
4/30	at Wisconsin	W, 5-3
5/3	at Michigan State	L, 2-3
5/10	Iowa	W, 2-4
5/13	Northwestern	W, 10-6
5/16	Illinois	W, 7-5
5/17	at Northwestern	W, 7-6
5/20	Bradley	W, 13-6
5/23	at Luther	L, 2-3
5/24	at Iowa	W, 8-4
5/26	Michigan State	L, 3-5
5/30	Wisconsin	L, 3-4
5/31	Indiana	W, 8-6

## 1931 – RECORD: 6-4

4/16	Wisconsin	W, 8-7
4/24	Hillsdale	W, 6-1
4/27	Iowa	W, 10-4
4/29	Northwestern	L, 5-7
5/7	Hosei, Japan	L, 1-4
5/9	Navy	W, 5-2
5/13	Wisconsin	L, 1-2
5/19	Northwestern	W, 4-3
5/23	Iowa	L, 1-8
5/26	Purdue	W, 10-7

## 1932 – RECORD: 5-6-1

4/15	Wisconsin	L, 3-10
4/16	at Chicago	W, 3-0
4/27	Chicago	T, 6-6
5/4	Western State	L, 1-4
5/10	Northwestern	W, 5-3
5/14	at Michigan State	L, 2-5
5/20	Iowa	W, 7-5
5/21	Iowa	L, 4-5
5/24	at Wisconsin	L, 4-5
5/28	at Northwestern	L, 3-10
5/30	at Western State	W, 2-1
6/4	Michigan State	W, 6-3

## 1933 – RECORD: 5-7-1

4/15	at Chicago	L, 5-6
4/19	Northwestern	L, 7-9
4/25	Chicago	L, 1-13
4/28	at Purdue	T, 9-9
4/29	at Purdue	W, 8-7
5/3	at Michigan State	L, 3-5
5/10	Iowa	W, 8-5
5/11	Iowa	W, 2-0
5/15	Bradley	L, 3-4
5/20	Ohio State	W, 12-4
5/29	Wisconsin	L, 4-7
5/30	Wisconsin	W, 8-6
6/3	Michigan State	L, 5-14



**Jake Kline**  
1934-75

42 seasons  
558-449-5 (.554)

## 1934 – RECORD: 8-11

4/13	Ohio State	L, 5-7
4/17	Western State	L, 7-14
4/21	Chicago	L, 12-14
4/23	Northwestern	L, 13-14
4/27	Purdue	L, 13-14
4/28	Purdue	L, 6-9
5/2	Wisconsin	L, 4-6
5/5	Ohio State	W, 5-3
5/9	Michigan State	L, 1-8
5/10	Western State	L, 2-4
5/12	Indiana	W, 7-3
5/15	Northwestern	W, 3-2
5/18	Iowa	L, 6-7
5/19	Iowa	W, 17-2
5/22	Chicago	W, 19-6
5/24	Purdue	W, 13-5
5/26	Toledo	W, 7-5
6/1	Wisconsin	W, 5-4
6/2	Michigan State	L, 9-13

## 1935 – RECORD: 11-7

4/12	Ohio State	W, 4-3
4/17	at Purdue	L, 5-9
4/18	Western State	W, 6-5
4/20	at Chicago	W, 12-6
4/24	Iowa	L, 1-11
4/25	Iowa	W, 5-3
4/27	at Illinois	W, 2-1
4/30	Chicago	W, 8-7
5/2	at Michigan State	L, 4-5
5/4	at Toledo	W, 5-3
5/4	Ohio State	L, 9-10
5/8	Northwestern	L, 7-10
5/11	Western State	W, 7-4
5/14	at Wisconsin	L, 6-7
5/15	Northwestern	W, 10-8
5/18	Purdue	W, 13-4
5/31	Wisconsin	L, 2-7
6/1	Michigan State	W, 2-1

## 1936 – RECORD: 16-3

4/16	Toledo	W, 7-6
4/18	Chicago	W, 8-2
4/22	Purdue	W, 18-15
4/25	Illinois	W, 5-4
4/30	at Michigan State	W, 12-3
5/1	at Toledo	W, 5-4
5/5	at Chicago	W, 8-0
5/6	at Wisconsin	L, 2-5



Players run the bases in a 1936 game scene at Cartier Field, with the familiar view of Notre Dame Stadium's north end framing the outfield area.


5/7	at Northwestern	W, 10-3
5/12	Louisiana Tech	W, 3-1
5/13	Western State	W, 9-8
5/16	Ohio State	W, 2-1
5/20	at Purdue	L, 4-6
5/21	at Indiana	W, 8-5
5/23	at Western State	W, 4-1
5/26	Northwestern	W, 3-0
5/29	Wisconsin	W, 13-8
5/30	Iowa	L, 5-10
6/6	Michigan State	W, 6-4

**1937 – RECORD: 11-6**

4/13	Chicago	W, 16-9
4/17	at Illinois	W, 7-6
4/22	at Chicago	L, 2-9
5/1	at Michigan State	L, 1-7
5/4	at Northwestern	L, 2-3
5/5	at Wisconsin	W, 10-9
5/8	Western State	W, 4-3
5/12	Louisiana Tech	W, 9-4
5/13	Louisiana Tech	W, 4-3
5/15	Purdue	W, 15-0
5/19	at Western State	W, 6-1
5/21	Ohio State	W, 22-3
5/25	at Purdue	W, 6-1
5/26	Michigan State	L, 3-10
5/29	Wisconsin	L, 0-9
6/4	Iowa	L, 1-6
6/5	Iowa	W, 3-2

**1938 – RECORD: 11-6**

4/14	at Western State	W, 8-0
4/16	at Chicago	W, 3-2
4/18	at Ohio State	W, 3-1
4/19	at Ohio State	L, 1-6
4/25	Iowa	L, 9-13
4/26	Iowa	W, 2-1
4/30	Chicago	W, 5-0
5/3	Northwestern	L, 3-5
5/5	Western State	W, 9-8
5/7	at Michigan State	L, 2-5
5/10	Illinois	W, 8-2
5/19	at Michigan	L, 0-6
5/21	Michigan	W, 3-2
5/24	Michigan State	W, 9-1
5/27	California	L, 0-4
6/3	Wisconsin	W, 4-3
6/4	Wisconsin	W, 5-3



**Dick Giedlin** paced the 1949 Irish team with a .350 batting average while leading Notre Dame to its first NCAA Tournament appearance.

**1939 – RECORD: 11-6**

4/8	at Illinois	W, 4-2
4/15	Northwestern	L, 2-4
4/22	Western State	W, 5-0
4/25	at Chicago	W, 9-7
4/26	Purdue	W, 9-0
4/29	at Michigan	L, 1-9
5/1	Indiana	W, 12-7
5/5	at Western State	W, 10-5
5/6	at Michigan State	L, 9-14
5/11	at Northwestern	W, 9-2
5/12	at Wisconsin	L, 1-7
5/13	at Wisconsin	W, 1-0
5/16	at Purdue	W, 6-1
5/20	Michigan	W, 5-3
5/26	at Iowa	L, 4-8
5/27	at Iowa	W, 1-0
6/3	Michigan State	L, 3-4

**1940 – RECORD: 9-8**

4/6	Northwestern	W, 6-1
4/16	at Chicago	W, 4-1
4/20	Western State	L, 6-9
4/23	at Chicago	W, 9-4
4/25	at Western State	W, 2-1
4/27	at Northwestern	L, 2-3
4/29	Purdue	L, 2-3
5/4	at Michigan State	L, 1-2
5/7	at Indiana	L, 4-7
5/10	at Navy	W, 5-4
5/11	at Army	W, 6-2
5/14	at Purdue	L, 1-2
5/17	at Ohio State	W, 4-0
5/18	at Ohio State	W, 7-4
5/24	Wisconsin	L, 4-9
5/25	Wisconsin	W, 4-0
6/1	Michigan State	L, 2-4

**1941 – RECORD: 6-10-1**

4/10	at Purdue	T, 3-3
4/15	at Chicago	W, 17-10
4/19	at Iowa	L, 0-3
4/19	at Iowa	W, 4-2
4/22	at Michigan	W, 6-2
4/23	at Western Michigan	L, 2-11
4/26	Western Michigan	L, 3-6
5/2	Northwestern	L, 5-6
5/3	at Northwestern	L, 1-5
5/7	Michigan State	W, 14-5
5/10	at Michigan State	L, 2-10
5/17	Navy	L, 4-5
5/20	Michigan	L, 3-8
5/23	Ohio State	L, 9-22
5/24	Ohio State	L, 5-8
5/30	California	W, 5-4
5/31	California	W, 8-6

**1942 – RECORD: 7-4**

4/7	at Purdue	W, 12-3
4/15	Iowa	L, 5-10
4/16	Iowa	L, 1-4
4/21	Northwestern	W, 13-1
4/23	Purdue	W, 4-3
4/27	at Northwestern	W, 6-4
4/29	at Michigan	L, 2-3
5/1	Great Lakes	W, 8-6
5/2	at Western Michigan	L, 7-12
5/4	Michigan	W, 11-7
5/9	Western Michigan	W, 2-0

**1943 – RECORD: 5-3**

4/10	Chicago	W, 21-1
4/16	Indiana	W, 9-4
4/17	Indiana	L, 2-3
4/23	at Western Michigan	L, 2-4
4/27	at Michigan State	W, 12-2
4/29	Michigan State	W, 8-0
4/30	at Great Lakes	L, 3-8
5/1	Western Michigan	W, 4-2

**1944 – RECORD: 11-11**

4/15	at Indiana	W, 10-5
4/15	at Indiana	W, 4-0
4/21	at Wisconsin	W, 2-1
4/22	at Wisconsin	W, 8-1
4/28	at Michigan	L, 4-5
4/29	at Michigan	L, 2-7
5/6	at Purdue	L, 2-5
5/7	at Freeman Field	L, 0-4
5/12	Western Michigan	L, 5-8
5/13	Western Michigan	W, 3-1
5/14	at Bunker Hill	W, 5-4
5/20	at Iowa Pre-Flight	L, 0-2
5/27	at Western Michigan	W, 2-1
5/28	at Western Michigan	W, 4-2
5/28	Bunker Hill	L, 2-6
6/2	Michigan	W, 10-1
6/3	Michigan	L, 4-6
6/4	Freeman Field	W, 4-3
6/10	at Northwestern	L, 6-7
6/11	at Great Lakes	L, 2-8
6/17	Purdue	W, 15-0
6/18	Great Lakes	L, 7-13

**1945 – RECORD: 10-8-1**

4/21	at Camp Atterbury	W, 11-6
4/22	at Wakeman Hospital	W, 6-6
4/27	Michigan	L, 1-6
4/28	Michigan	L, 4-12
5/1	at Northwestern	W, 4-0
5/4	at Western Michigan	W, 26-10
5/5	at Western Michigan	T, 2-2
5/6	Bunker Hill	W, 7-2
5/11	at Michigan	L, 3-12
5/18	Western Michigan	L, 6-13
5/19	Western Michigan	W, 3-0
5/20	at Bunker Hill	L, 4-9
5/25	at Ohio State	W, 3-1
5/26	at Ohio State	W, 11-8
6/1	at Iowa Pre-Flight	L, 4-5
6/6	at Great Lakes	W, 1-0
6/8	Northwestern	W, 10-4
6/10	Iowa Pre-Flight	L, 5-7
6/16	Great Lakes	L, 0-5

**1946 – RECORD: 13-6**

4/13	Indiana	W, 5-1
4/13	Indiana	L, 2-6
4/20	Ohio State	W, 9-3
4/20	Ohio State	W, 10-4
4/23	at Purdue	W, 11-4
4/30	Northwestern	W, 7-2
5/7	at Iowa	W, 3-0
5/8	at Iowa	W, 9-4
5/11	at Michigan State	W, 5-4

5/14	at Michigan	L, 1-7
5/27	at Wisconsin	W, 6-4
5/28	at Wisconsin	L, 6-7
6/1	Great Lakes	L, 3-4
6/4	at Northwestern	L, 1-11
6/6	Purdue	W, 9-2
6/8	Michigan	L, 8-9
6/12	Bradley	W, 13-2
6/16	at Great Lakes	W, 2-0
6/29	Great Lakes	W, 4-1

**1947 – RECORD: 16-5**

4/3	at Washington University	W, 13-4
4/6	at Saint Louis	L, 3-4
4/7	at Parks Air College	W, 4-2
4/7	at Saint Louis	W, 11-2
4/8	at Concordia	W, 10-2
4/15	at Michigan	L, 10-11
4/18	Wisconsin	W, 9-1
4/22	Northwestern	W, 4-2
4/25	St. Thomas	W, 10-2
4/26	at Michigan State	L, 4-7
4/30	Iowa	W, 3-2
5/3	at Western Michigan	W, 6-5
5/9	at Indiana	W, 7-0
5/10	at Indiana	W, 10-2
5/15	Toledo	W, 8-5
5/16	at Ohio State	W, 7-5
5/20	Purdue	W, 4-3
5/20	Purdue	L, 3-5
5/23	Michigan State	W, 10-2
5/30	Western Michigan	L, 3-7
5/31	Western Michigan	W, 6-5

**1948 – RECORD: 11-12**

4/17	at Cincinnati	L, 3-4
4/17	at Cincinnati	L, 1-2
4/18	at Xavier	L, 3-4
4/18	at Xavier	W, 5-2
4/22	at Bradley	L, 1-2
4/23	at Iowa	W, 8-7
4/24	at Iowa	L, 3-4
5/1	Indiana	W, 5-3
5/1	Indiana	L, 1-5
5/7	at Wisconsin	L, 1-3
5/8	at Wisconsin	L, 1-2
5/14	Ohio State	L, 3-6
5/15	Ohio State	W, 6-0
5/18	at Michigan	L, 0-3
5/20	Michigan	L, 2-5
5/22	at Michigan State	W, 5-4
5/25	Purdue	W, 5-3
5/25	Purdue	L, 2-3
5/26	at Northwestern	W, 3-0
5/29	Michigan State	W, 10-1
6/3	at Toledo	W, 7-1
6/4	Western Michigan	W, 13-0
6/5	Western Michigan	W, 4-3

**1949 – RECORD: 20-8**

**NCAA Tournament Team**

4/8	at Indiana	L, 7-8
4/9	at Indiana	L, 5-7
4/11	Iowa	L, 1-8

**Did You Know?**

Notre Dame won its first-ever NCAA Tournament game, 1-0 over Purdue, in a 1949 game played in West Lafayette – thanks to a complete-game, one-hit effort from Memphis native **Walt Mahannah**, who posted an 18-8 career mark with the Irish.

4/12	Iowa	W, 4-3
4/13	Cincinnati	W, 9-5
4/14	at Ohio State	W, 4-1
4/20	Wisconsin	W, 11-7
4/21	Wisconsin	W, 7-6
4/22	Minnesota	W, 8-6
4/23	Minnesota	W, 4-0
4/27	at Michigan	L, 8-9
4/29	at Illinois	W, 6-1
4/30	at Illinois	W, 5-1
5/4	at Michigan State	L, 5-7
5/7	at Chicago	W, 8-2
5/10	at Western Michigan	W, 3-2
5/11	Northwestern	W, 10-5
5/14	Chicago	W, 14-3
5/17	Michigan	W, 5-4
5/21	Pensacola	W, 12-0
5/25	at Northwestern	W, 4-1
5/28	Michigan State	L, 8-10
6/1	at Purdue	W, 5-4
6/4	Western Michigan	W, 7-4

**NCAA District 4 Playoffs (2-0)**

**West Lafayette, Indiana**

6/11	at Purdue	W, 1-0
6/13	vs. Western Michigan	W, 9-1

**NCAA Tournament (0-2)**

**First Round**

**Notre Dame, Indiana**

6/17	Wake Forest	L, 1-4
6/18	Wake Forest	L, 7-10

**1950 – RECORD: 8-14**

4/10	at Illinois Wesleyan	W, 4-1
4/17	Ohio	L, 1-4
4/18	Chicago	W, 6-2
4/22	at Western Michigan	L, 1-8
5/1	Michigan	W, 4-2
5/2	at Purdue	L, 8-11
5/4	Michigan State	L, 10-11
5/6	at Chicago	L, 16-18
5/10	at Wisconsin	W, 10-5
5/11	at Wisconsin	W, 14-5
5/12	at Minnesota	W, 6-1
5/13	at Minnesota	L, 5-15
5/16	Purdue	L, 4-6
5/17	at Northwestern	L, 10-11
5/19	Ohio State	L, 0-2
5/20	Ohio State	L, 8-12
5/23	at Michigan	L, 1-13
5/24	at Michigan State	L, 1-7
5/26	Illinois	L, 0-21
5/27	Illinois	L, 1-4
5/31	at Great Lakes	W, 17-6
6/3	Western Michigan	W, 8-7

**1951 – RECORD: 11-14**

4/14	at Ohio State	W, 1-0
4/18	Iowa	W, 3-0
4/19	Iowa	W, 11-10
4/20	at Indiana	L, 5-6
4/21	at Indiana	L, 4-5
4/25	Michigan State	L, 1-9
4/27	at Pittsburgh	W, 5-3
4/28	at Pittsburgh	W, 10-5
5/1	Purdue	W, 5-2
5/2	at Northwestern	W, 4-2
5/3	at Illinois Normal	W, 13-4

5/4	at Illinois Wesleyan	L, 6-10
5/5	at Illinois Wesleyan	L, 2-5
5/8	at Michigan	L, 6-13
5/9	at Michigan State	L, 2-3
5/11	at Illinois	L, 1-10
5/12	at Illinois	L, 3-20
5/15	Michigan	W, 6-5
5/16	Northwestern	L, 6-8
5/19	at Great Lakes	W, 4-2
5/22	at Purdue	L, 5-8
5/25	Wisconsin	W, 8-7
5/30	Great Lakes	L, 4-7
6/1	at Western Michigan	L, 4-11
6/2	Western Michigan	L, 5-9

**1952 – RECORD: 13-12**

4/9	at Camp Breckinridge	L, 1-4
4/12	at Fort Knox	L, 4-6
4/15	at Iowa	L, 2-7
4/16	at Iowa	L, 2-3
4/18	Ohio State	L, 5-8
4/19	Ohio State	W, 3-1
4/19	Ohio State	W, 4-1
4/21	at Michigan	L, 0-3
4/22	Purdue	W, 3-2
4/25	Quantico Marines	L, 7-17
4/26	Quantico Marines	L, 1-8
4/30	at Northwestern	L, 1-2
5/2	Pittsburgh	W, 18-3
5/3	Pittsburgh	W, 9-4
5/6	at Western Michigan	L, 0-4
5/7	at Michigan State	W, 4-2
5/11	at Great Lakes	W, 3-1
5/12	at Wisconsin	L, 1-3
5/13	at Wisconsin	W, 13-5
5/15	Western Michigan	L, 8-10
5/17	at Cincinnati	W, 12-2
5/21	Northwestern	W, 20-4
5/28	Michigan State	W, 5-4
5/30	Indiana	W, 4-1
5/31	Indiana	W, 4-3

**1953 – RECORD: 16-7-1**

3/30	at Memphis Naval AS	W, 7-1
4/1	vs. Arkansas State!	W, 11-2
4/2	at Arkansas State	W, 9-0
4/4	at Mississippi	W, 6-5
4/7	at Indiana	W, 11-3
4/10	at Ohio State	W, 6-4
4/11	at Ohio State	L, 0-8
4/13	Iowa	T, 4-4
4/14	Iowa	W, 8-2
4/17	Illinois	W, 13-2
4/18	Illinois	L, 0-8
4/20	Wisconsin	L, 4-6
4/22	Wisconsin	W, 8-4
4/29	at Northwestern	W, 6-4
5/6	at Michigan State	L, 5-8
5/9	at Great Lakes	W, 13-8
5/10	at Glenview Naval AS	W, 16-8
5/13	Northwestern	W, 5-4
5/14	Michigan	L, 2-3
5/16	at Western Michigan	L, 3-5
5/19	at Purdue	W, 2-1
5/27	Michigan State	L, 2-4
6/2	Western Michigan	W, 10-9
6/6	Great Lakes	W, 15-8

*!Memphis, Tenn.*

**1954 – RECORD: 12-13**

4/17	vs. Arkansas State!	L, 0-10
4/18	at Memphis Naval AS	W, 7-3
4/19	at Southwestern (TN)	W, 8-2
4/20	at Memphis Naval AS	L, 3-12
4/21	at Memphis State	W, 9-1
4/22	at Arkansas State	L, 3-4
4/23	at Arkansas State	W, 9-8
4/27	at Purdue	W, 16-10
4/28	Northwestern	L, 6-3
5/1	at Western Michigan	W, 7-4
5/5	at Michigan State	L, 1-8
5/8	at Great Lakes	L, 3-7
5/9	at Glenview Naval AS	W, 4-1
5/11	Purdue	L, 0-7
5/12	at Northwestern	L, 2-9
5/17	at Iowa	L, 1-18
5/18	at Iowa	W, 4-1
5/20	Indiana	W, 16-4
5/22	Great Lakes	L, 3-4
5/26	Michigan State	L, 4-6
5/28	Ohio State	L, 1-11
5/29	Ohio State	W, 3-1
6/2	Western Michigan	L, 2-3
6/4	Santo Domingo	W, 6-4
6/5	Santo Domingo	W, 4-3

*!Memphis, Tenn.*

**1955 – RECORD: 9-13**

4/7	at Duke	L, 1-4
4/8	vs. Ohio!	W, 3-2
4/9	vs. Yale!	L, 5-8
4/12	at Virginia Tech	W, 8-5
4/13	at West Virginia	L, 3-5
4/15	at Ohio State	W, 4-3
4/16	at Ohio State	L, 2-3
4/16	at Ohio State	L, 5-6
4/23	Glenview Naval AS	W, 15-2
4/27	at Northwestern	L, 1-8
4/28	Michigan	L, 1-2
5/3	at Purdue	L, 2-3
5/4	at Indiana	L, 4-5
5/7	at Great Lakes	W, 10-4
5/8	at Glenview	W, 10-0
5/10	at Wisconsin	L, 4-6
5/14	Great Lakes	W, 13-5
5/17	Purdue	W, 7-4
5/18	at Michigan State	L, 4-5
5/21	at Western Michigan	W, 2-0
5/25	Michigan State	L, 4-5
6/4	Western Michigan	L, 10-15

*!Durham, N.C. (Duke)*

**1956 – RECORD: 12-14**

**NCAA Tournament Team**

**Spring Trip (2-5)**

**Tallahassee, FL (Florida A&M)**

3/29	vs. West Virginia	L, 0-4
3/31	vs. North Carolina	L, 4-14
3/31	vs. Florida State	L, 5-12
4/2	vs. Illinois	W, 6-5
4/3	vs. Wisconsin	L, 2-9
4/4	vs. Brown	W, 18-8
4/5	vs. Wisconsin	L, 3-5
4/13	Indiana	L, 6-7
4/14	Indiana	W, 14-5
4/18	at Michigan	L, 2-5
4/20	at Iowa	W, 5-4
4/21	at Iowa	L, 1-6



Leftfielder **Bob Senecal** was one of the top players on Notre Dame's 1957 College World Series team (he had a team-best 21 RBI in 26 games).

4/24	at Purdue	L, 3-4
4/27	at Ohio	L, 1-9
4/28	at Ohio	W, 7-3
5/3	Michigan	W, 6-5
5/4	at Western Michigan	W, 7-2
5/8	Purdue	W, 15-0
5/16	at Michigan State	W, 8-2
5/19	at Great Lakes	W, 3-2
5/21	Michigan State	L, 4-5
5/22	Western Michigan	L, 3-4

**NCAA Tournament (1-2)**

**District Round**

**Minneapolis, Minnesota**

5/29	at Minnesota	W, 4-3
5/30	at Minnesota	L, 5-15
5/30	at Minnesota	L, 1-10
6/1	Great Lakes	W, 11-2

**1957 – RECORD: 16-10**

**NCAA Tournament Team**

**College World Series Team**

4/12	at Indiana	W, 6-1
4/13	at Indiana	W, 9-7
4/13	at Indiana	L, 0-3
4/16	Central Michigan	W, 3-2
4/20	at Michigan	L, 4-5
4/20	at Michigan	L, 0-3
4/26	at Ohio	W, 8-3
4/27	at Ohio	L, 4-7
4/30	Michigan State	L, 3-4
5/1	at Northwestern	W, 8-4
5/4	Glenview Naval AS	W, 12-1
5/6	Wisconsin	W, 4-1
5/7	Wisconsin	L, 9-14
5/9	Michigan	W, 14-0
5/11	Great Lakes Naval AS	W, 9-0
5/13	at Michigan State	W, 3-1
5/15	Northwestern	W, 6-2

**NCAA Tournament (3-1)**

**District Round**

**Kalamazoo, Michigan**


5/28	vs. Alma	W, 18-2
5/29	at Western Michigan	W, 4-2
5/30	vs. Northwestern	L, 2-9
5/31	vs. Northwestern	W, 6-1
6/2	Western Michigan	L, 2-4

**College World Series (2-2)**

**Rosenblatt Stadium**

**Omaha, Nebraska**

6/8	vs. Iowa State	L, 8-13
6/9	vs. Colorado State	W, 23-2
6/10	vs. Texas	W, 9-0



**Dick O'Leary** (left) led the 1961 Notre Dame team in batting average (.287), home runs (6) and RBI (26), a feat equaled by his teammate **George Sefcik** (right) during the 1962 season (.367, 4 HR, 23 RBI).

6/11 vs. Penn State L, 4-5

**1958 – RECORD: 20-11**

**NCAA Tournament Team**

4/3	at Georgia	W, 4-2
4/5	at Florida State	L, 2-5
4/5	vs. Wisconsin	W, 11-8
4/7	vs. West Virginia	W, 6-4
4/8	at Florida State	L, 2-3
4/12	at Fort Knox	L, 2-10
4/15	Purdue	W, 7-5
4/16	Indiana (10)	W, 12-10
4/18	Ohio	W, 15-2
4/19	Ohio	L, 5-8
4/21	at Michigan	L, 7-13
4/22	Michigan	W, 18-11
4/26	at Wabash	W, 6-3
4/26	at Wabash	W, 8-0
4/29	at Purdue	W, 14-1
5/1	Indiana	W, 14-2
5/3	Central Michigan	W, 6-0
5/3	Central Michigan	W, 11-0
5/6	Northwestern	W, 22-2
5/7	at Michigan State	W, 7-0
5/10	at Glenview Naval AS	W, 18-2
5/12	at Wisconsin	W, 5-4
5/13	at Wisconsin	L, 3-5
5/19	Valparaiso	L, 13-15
5/21	at Northwestern	W, 16-5
5/23	at Western Michigan	L, 1-2

**NCAA Tournament (2-2)**

**District Round**

**Kalamazoo, Michigan**

5/28	vs. Valparaiso	L, 0-2
5/29	vs. Minnesota	W, 11-7
5/30	vs. Valparaiso	W, 10-4
5/30	at Western Michigan	L, 4-5
5/31	Western Michigan	L, 2-5

*Tallahassee, Fla. (Florida State)*

**1959 – RECORD: 22-7**

**NCAA Tournament Team**

3/25	at Evansville College	W, 9-2
3/28	at Mississippi	L, 2-3
3/28	at Illinois Wesleyan	W, 14-1
3/30	at Quincy College	W, 11-7
3/31	at Memphis State	W, 6-1
4/1	at Arkansas State	W, 12-5
4/4	at Indiana	W, 7-5
4/4	at Indiana	W, 5-2
4/11	Ohio	L, 2-3
4/14	Wabash	W, 13-1
4/18	Wisconsin	W, 8-2
4/18	Wisconsin	W, 7-5
4/22	at Northwestern	W, 8-5
4/25	at Central Michigan	W, 9-3

4/25	at Central Michigan	W, 5-3
4/30	at Michigan	W, 21-0
5/2	at Kent College	L, 5-11
5/2	at Kent College	W, 8-2
5/5	Michigan State	W, 3-1
5/9	at Glenview Naval AS	W, 3-2
5/13	at Michigan State	L, 4-5
5/14	at Michigan	W, 9-8
5/16	at Western Michigan	L, 0-3
5/18	at Valparaiso	W, 9-5
5/23	Glenview Naval AS	W, 8-1

**NCAA Tournament**

**District Round**

**Notre Dame, Indiana (2-2)**

5/28	Detroit	W, 10-0
5/29	Minnesota	W, 12-4
5/30	Western Michigan	L, 0-2
5/30	Western Michigan	L, 6-9

**1960 – RECORD: 19-7**

**NCAA Tournament Team**

4/8	Indiana	W, 10-7
4/13	at Evansville	W, 8-6
4/14	at Murray State	W, 8-1
4/16	at Illinois	W, 3-2
4/16	at Memphis Navy	W, 16-0
4/18	at Arkansas State	W, 17-3
4/19	at Memphis State	W, 9-4
4/20	at Arkansas State	W, 15-4
4/21	at Lipscomb	W, 7-6
4/22	at Austin Peay	L, 4-6
4/23	at Vanderbilt	W, 6-4
4/26	at Purdue	W, 7-2
4/27	Northwestern	L, 4-6
4/29	at Bowling Green	L, 2-3
4/30	at Bowling Green	W, 14-0
5/2	at Michigan	W, 8-4
5/6	Western Michigan	W, 12-2
5/10	at Wisconsin	L, 1-3
5/11	Michigan State	L, 3-5
5/18	at Michigan State	W, 8-1
5/20	Ohio	W, 9-0
5/25	at Northwestern	W, 14-1
5/28	Kent State	W, 2-0
5/28	Kent State	W, 3-1

**NCAA Tournament (0-2)**

**District Round**

**Minneapolis, Minnesota**

5/29	at Minnesota	L, 6-15
5/30	vs. Ohio University (10)	L, 4-5

**1961 – RECORD: 12-17**

3/28	at California (10)	W, 7-6
3/29	at California	L, 1-5
3/30	at Nevada (10)	L, 15-16

3/31	at Fresno State	L, 13-19
4/1	at Fresno State	L, 2-8
4/2	at Santa Clara	L, 8-9
4/3	at USC	L, 3-4
4/4	at UCLA	W, 6-2
4/5	at Loyola Marymount	W, 8-0
4/6	at San Diego	W, 2-0
4/7	at Arizona	L, 3-5
4/8	at Arizona	L, 4-12
4/8	at Arizona	L, 1-6
4/11	Purdue	L, 2-5
4/14	at Indiana	W, 5-7
4/15	at Indiana	W, 5-3
4/21	Bowling Green	L, 6-9
4/22	Bowling Green	W, 9-4
4/29	Western Michigan	L, 4-7
5/2	Northwestern	L, 5-13
5/4	Michigan State	L, 3-6
5/5	at Toledo (14)	W, 3-1
5/8	Wisconsin	W, 4-2
5/12	at Ohio	W, 11-4
5/13	at Ohio	W, 5-4
5/15	Valparaiso	W, 11-2
5/16	at Northwestern	L, 0-1
5/18	Michigan (10)	W, 6-5
5/24	at Michigan State	L, 4-5

**1962 – RECORD: 11-6**

4/10	at Purdue	W, 6-4
4/14	Indiana	W, 7-0
4/14	Indiana	W, 8-6
4/18	at Northwestern	L, 5-8
4/19	at Lewis College	W, 14-4
4/21	at Western Michigan	L, 8-10
4/24	at Bowling Green	W, 4-2
4/25	at Michigan	L, 7-18
4/27	Toledo	L, 8-9
4/28	Toledo	W, 5-1
5/4	Ohio	W, 8-1
5/5	Ohio	W, 6-3
5/8	at Wisconsin	L, 2-3
5/9	Kent State	W, 11-3
5/15	at Valparaiso	W, 4-3
5/16	at Michigan State	L, 0-4
5/23	Northwestern	W, 28-7

**1963 – RECORD: 19-11**

**NCAA Tournament Team**

4/5	at Indiana	W, 20-3
4/6	at Indiana	L, 2-3
4/6	at Indiana	L, 5-6
4/8	at Camp Lejeune	W, 6-3
4/9	at Camp Lejeune	W, 13-5
4/10	at Camp Lejeune	L, 4-8
4/11	at Duke	W, 4-3
4/13	at Duke	W, 6-2
4/15	at Elon	W, 7-0
4/15	at Elon	W, 9-2
4/16	at Fort Lee	W, 4-1
4/17	at Fort Lee	W, 17-2
4/19	at Toledo	W, 14-3
4/20	at Toledo	W, 6-3
4/26	at Ohio	W, 8-7
4/27	at Ohio	W, 16-6
5/3	at Illinois State	W, 8-1
5/4	at Illinois Wesleyan	W, 9-3
5/8	at Michigan	L, 1-5
5/10	Lewis College	W, 3-1
5/11	Lewis College	W, 13-2

5/13	at Northwestern	L, 3-7
5/14	Valparaiso	W, 11-4
5/16	Michigan	L, 6-7
5/21	at Valparaiso	L, 4-13
5/24	Western Michigan	L, 2-5
5/25	at Western Michigan	L, 4-5

**NCAA Tournament (1-2)**

**District Round**

**Champaign, Illinois**

5/30	vs. Western Michigan	L, 1-2
5/31	vs. Valparaiso	W, 5-2
6/1	at Illinois	L, 0-4

**1964 – RECORD: 16-12-1**

3/23	at Keesler Air Force	W, 9-1
3/24	at Keesler Air Force	W, 8-0
3/25	at Loyola (LA)	W, 4-1
3/26	at Loyola (LA)	L, 5-9
3/28	at Tulane	L, 0-5
3/28	at Tulane	T, 3-3
3/30	at LSU (10)	L, 2-9
3/31	at LSU (12)	L, 7-8
4/6	Hope College	W, 6-5
4/10	Indiana	L, 5-8
4/11	Indiana	L, 10-12
4/11	Indiana	L, 2-3
4/15	Purdue	W, 9-4
4/17	at Toledo	W, 10-6
4/23	Michigan	L, 0-2
4/24	Ohio	L, 1-11
4/25	Ohio (10)	L, 2-3
4/28	at Michigan	W, 9-3
5/2	Illinois Wesleyan	W, 5-1
5/2	Illinois Wesleyan	W, 7-5
5/5	Michigan State	W, 9-8
5/9	Illinois State	W, 10-4
5/9	Illinois State	W, 6-5
5/12	at Valparaiso	W, 10-7
5/16	Detroit	L, 3-4
5/18	Northwestern	W, 9-3
5/19	Valparaiso	W, 4-3
5/22	at Bowling Green (10)	L, 13-14
5/23	at Bowling Green	W, 6-4

**1965 – RECORD: 18-17**

3/22	at Memphis State	W, 6-5
3/23	at Memphis State	L, 1-6
3/24	at Memphis State	L, 3-4
3/27	at Arkansas State	W, 5-2
4/2	at Indiana	W, 6-5
4/3	at Indiana	L, 8-9
4/3	at Indiana (7)	W, 8-2
4/7	Northwestern	W, 13-3
4/9	Toledo	W, 10-1
4/10	Toledo	W, 8-2
4/10	Toledo	W, 4-0
4/14	at Purdue	W, 4-2
4/17	at Ohio	L, 5-11
4/17	at Ohio (7)	L, 3-7
4/19	Wisconsin (10)	W, 11-9
4/20	Wisconsin	L, 4-10
4/24	Detroit	W, 5-1
4/27	at Northwestern	W, 8-2
4/29	Michigan	L, 5-6
4/30	Bradley (11)	W, 7-6
5/1	Bradley	W, 6-5
5/3	at Michigan	L, 4-5
5/4	at Detroit	L, 6-8
5/7	at Kent State	

L, 2-5	
5/8 at Kent State	L, 3-5
5/10 at Michigan State	L, 0-3
5/11 Valparaiso (11)	L, 1-3
5/14 Bowling Green	L, 1-3
5/15 Bowling Green	W, 5-3
5/17 Michigan State	L, 6-8
5/18 at Valparaiso	W, 11-1
5/21 Western Michigan	L, 5-6
5/22 at Western Michigan	W, 2-0
5/28 at Illinois Wesleyan	W, 14-0
5/29 at Illinois State	L, 3-7

**1966 – RECORD: 12-14**

4/9 at Tennessee	L, 2-4
4/9 at Tennessee	L, 0-4
4/11 at Georgia	W, 9-4
4/12 at Georgia	L, 16-17
4/13 at Oglethorpe	L, 0-2
4/14 at Oglethorpe	W, 6-0
4/15 at Georgia Tech	W, 8-6
4/16 at Georgia Tech	L, 2-9
4/22 at Bradley	W, 5-1
4/25 at Wisconsin	L, 0-4
4/29 Kent State	W, 3-1
4/30 Kent State	W, 8-6
5/2 Northwestern	W, 9-1
5/3 Detroit	L, 8-10
5/5 at Detroit	L, 13-14
5/6 at Bowling Green	W, 4-2
5/7 at Bowling Green	L, 4-5
5/9 at Michigan State	L, 0-5
5/10 at Valparaiso	W, 6-5
5/14 at Western Michigan	L, 5-10
5/16 at Michigan State	L, 3-7
5/20 at Toledo	L, 5-7
5/23 Western Michigan	L, 3-6
5/27 Illinois State	W, 4-3
5/28 Illinois Wesleyan	W, 7-0
5/28 Illinois Wesleyan	W, 11-6

**1967 – RECORD: 17-8-1**

3/25 at Rollins	W, 7-1
3/27 at Colgate	W, 4-0
3/28 at Lafayette	W, 2-1
3/29 at Rollins	W, 4-3
3/30 at Colgate	L, 3-13
3/31 at Lafayette	T, 1-1
4/1 at Rollins	W, 6-4
4/11 at Michigan	L, 3-6
4/12 at Detroit	W, 7-3
4/14 St. Procopius	W, 6-5
4/17 Purdue	W, 8-1
4/18 Northwestern	W, 7-6
4/21 at Kent State	L, 5-9
4/28 Bowling Green	L, 4-6
5/1 at Michigan State	W, 5-4
5/3 Northwestern	W, 6-5
5/4 Michigan	W, 6-5
5/5 Western Michigan	L, 1-8
5/9 Michigan State	W, 5-4
5/10 Detroit	L, 7-8
5/12 at Toledo	W, 5-4
5/13 at Toledo	L, 2-4
5/16 at Valparaiso	L, 6-10
5/19 Ohio	W, 17-7
5/20 Ohio	W, 9-5
5/23 Valparaiso	W, 5-1

**1968 – RECORD: 13-10**

4/9 at Purdue	W, 7-0
4/13 at Cincinnati	L, 3-8
4/13 at Cincinnati	W, 7-1
4/15 at Hillsdale	W, 8-1
4/16 at Michigan	L, 2-3
4/17 at Wayne State	W, 4-1
4/18 at Detroit	W, 4-1
4/19 Kent State	L, 6-7
4/20 Kent State	L, 8-16
4/23 Michigan State	L, 2-15
4/26 at Bowling Green	W, 5-4
4/27 at Bowling Green	W, 8-6
4/28 at St. Joseph's (IN)	W, 3-1
4/30 at Northwestern	L, 5-11
5/3 Western Michigan	W, 6-4
5/4 at Western Michigan	L, 0-6
5/7 at Michigan State	L, 2-6
5/8 Wayne State	W, 19-1
5/10 Toledo	W, 10-7
5/14 Valparaiso	W, 11-8
5/17 at Ohio	L, 2-4
5/19 at Xavier	L, 4-7
5/21 at Valparaiso	W, 3-2

**1969 – RECORD: 14-10**

4/5 at St. Mary's (TX)	L, 4-6
4/7 at Texas	L, 4-5
4/8 at Texas A&M	W, 5-2
4/9 at St. Edward's	L, 3-5
4/10 at Texas Lutheran	W, 5-4
4/14 at Detroit	W, 6-3
4/15 at Michigan	L, 1-7
4/18 Bowling Green	L, 0-3
4/19 Bowling Green	W, 1-0
4/21 Northwestern (13)	L, 4-5
4/25 Western Michigan	W, 5-2
4/26 at Western Michigan (11)	L, 6-7
4/30 Michigan	W, 3-2
5/2 at Toledo	W, 16-3
5/3 at Toledo	L, 4-8
5/3 at Toledo	W, 1-0
5/6 Michigan State	L, 12-17
5/7 Hillsdale	W, 4-3
5/9 Ohio	W, 3-0
5/11 Xavier	W, 9-0
5/13 at Valparaiso	L, 2-3
5/15 Detroit	W, 17-4
5/16 at Wayne State	W, 5-4
5/19 at Northwestern	W, 4-0

**1970 – RECORD: 17-14**

**NCAA Tournament Team**

3/30 at Miami (FL)	L, 3-7
3/31 at Miami (FL)	L, 2-6
4/1 vs. Michigan State	L, 3-11
4/2 vs. Colgate	W, 7-1
4/3 vs. Michigan State	L, 11-12
4/4 vs. Colgate	L, 3-4
4/10 at Bowling Green	L, 2-9
4/11 at Bowling Green	L, 0-5
4/14 at Michigan	L, 2-3
4/15 at Detroit	L, 5-7
4/17 at Western Michigan	L, 4-5
4/18 Western Michigan	W, 1-0
4/21 Valparaiso	W, 5-1
4/24 Toledo	W, 7-4
4/24 Toledo	W, 7-4
4/25 Toledo	W, 5-4

4/29 Michigan	W, 10-4
5/2 at Ohio University	L, 2-5
5/2 Michigan State	W, 9-8
5/6 at Hillsdale	W, 13-0
5/7 Detroit	W, 7-4
5/10 at Xavier	W, 4-2
5/10 at Xavier	W, 6-5
5/12 at Michigan State	L, 1-4
5/16 Wayne State	W, 6-2
5/16 Wayne State	W, 5-2
5/18 Northwestern	W, 6-5
5/19 at Valparaiso	W, 4-0

**NCAA Tournament (1-2)**

**District Round**

**Columbus, Ohio**

6/3 Southern Illinois	L, 2-10
6/4 Minnesota	W, 6-2
6/5 Southern Illinois	L, 0-1

**1971 – RECORD: 11-21**

3/15 at Arkansas State	L, 2-5
3/16 at Arkansas State	L, 2-3
3/16 at Arkansas State	L, 8-11
3/17 at Christian Brothers	L, 3-7
3/18 at Christian Brothers	W, 8-0
3/19 at Memphis State	W, 13-10
3/19 at Memphis State	W, 2-1
3/20 at Memphis State	W, 5-0
3/22 at Murray State	W, 6-5
3/23 at Murray State	L, 0-1
4/8 Western Michigan	L, 7-10
4/10 at Western Michigan	L, 2-3
4/12 at Detroit	L, 8-9
4/16 at Toledo	L, 1-2
4/17 at Toledo	L, 3-4
4/17 at Toledo	W, 5-2
4/20 at Valparaiso	W, 4-2
4/23 Ohio University	L, 3-14
4/24 Ohio University	L, 6-7
4/27 Valparaiso	L, 0-8
4/28 Butler	L, 3-7
4/30 at Miami (OH)	L, 3-4
5/1 at Miami (OH)	L, 2-11
5/1 at Miami (OH)	L, 1-6
5/2 Xavier	L, 6-8
5/3 at Northwestern	W, 7-4
5/4 Hillsdale	W, 4-1
5/4 Hillsdale	W, 16-4
5/7 Cincinnati	W, 5-2
5/9 Detroit	L, 1-3
5/11 Michigan State	L, 2-5
5/11 Michigan	L, 4-6

**1972 – RECORD: 14-16**

3/24 at Murray State	W, 9-5
3/25 at Murray State	L, 7-8
3/25 at Murray State	W, 6-3
3/28 at Memphis State	W, 5-0
3/29 at Arkansas State	L, 4-7
3/31 at Christian Brothers	L, 6-7
4/1 at Christian Brothers	W, 9-0
4/1 at Christian Brothers	W, 6-0
4/3 at Delta State	L, 8-10
4/4 at Delta State	W, 5-1
4/11 Northwestern	L, 6-9
4/14 at Ohio University	L, 0-4
4/15 at Ohio University	L, 2-13
4/18 at Valparaiso	W, 12-5

4/21 Miami (OH)	L, 2-12
4/22 Miami (OH)	L, 3-12
4/25 at Michigan State	L, 1-16
4/25 at Michigan State	L, 3-4
4/27 at Butler	W, 15-4
4/27 at Butler	W, 2-1
4/28 at Cincinnati	L, 2-6
4/29 at Xavier	L, 1-5
5/2 at Hillsdale	W, 4-0
5/2 at Hillsdale	W, 4-0
5/3 Michigan	L, 5-8
5/3 Michigan	L, 1-8
5/5 Bowling Green	W, 5-1
5/6 Bowling Green	L, 7-11
5/6 Bowling Green	W, 5-2
5/9 Valparaiso	W, 4-2

**1973 – RECORD: 15-22**

**Spring Break Trip (2-8)**

**Tulsa, Oklahoma**

3/10 vs. Oral Roberts	W, 12-3
3/10 at Tulsa	L, 1-7
3/11 at Tulsa	L, 4-16
3/11 vs. Oral Roberts	L, 6-7
3/14 at Tulsa	L, 6-8
3/15 vs. New Mexico State	W, 2-0
3/15 at Tulsa	L, 0-4
3/16 vs. Arkansas	L, 5-6
3/16 vs. New Mexico State	L, 1-4
3/17 at Tulsa	L, 1-14
4/7 at Wisconsin	L, 0-2
4/8 at Wisconsin	W, 7-0
4/14 at Illinois State	W, 1-0
4/14 at Illinois State	L, 2-7
4/15 Xavier	W, 6-4
4/15 Xavier	W, 11-3
4/17 at Michigan	L, 1-3
4/17 at Michigan	L, 2-3
4/18 at Ferris State	L, 0-14
4/18 at Ferris State	W, 1-0
4/23 at Northwestern	L, 1-11
4/23 at Northwestern	W, 3-2
4/25 Western Michigan	L, 2-4
4/25 Western Michigan	W, 3-2
4/27 at Miami (OH)	L, 0-5
4/28 at Miami (OH)	L, 0-2
4/29 Detroit	L, 2-4
4/29 Detroit	L, 3-5
5/1 Cincinnati	L, 5-9
5/1 Cincinnati	W, 9-2
5/2 at Valparaiso	W, 5-3
5/4 at Bowling Green	W, 7-2
5/5 at Bowling Green	L, 2-3
5/5 at Bowling Green	W, 10-3
5/6 Butler	W, 6-3
5/6 Butler	W, 8-0
5/8 Valparaiso	L, 5-8

**1974 – RECORD: 18-21**

**Spring Break Trip (3-7)**

**New Orleans, Louisiana**

3/8 vs. New Orleans (10)	W, 6-5
3/9 vs. New Orleans (10)	W, 3-2
3/10 vs. New Orleans	L, 1-2
3/11 vs. Arkansas State	L, 3-6
3/12 vs. Illinois State	L, 0-5
3/13 vs. Illinois State	L, 1-4
3/13 vs. Arkansas State	W, 6-3
3/15 vs. Tulane	L, 7-8



Mike Trudeau ranked as one of Notre Dame's top hitters in the mid-1980s, compiling a .343 career batting average.

3/16	vs. Tulane	L, 0-3
3/17	vs. Tulane	L, 1-5
4/5	Miami (OH)	L, 2-5
4/6	Miami (OH)	L, 2-6
4/7	Toledo	L, 0-2
4/7	Toledo	W, 4-1
4/10	at Cincinnati	W, 6-5
4/10	at Cincinnati	W, 4-3
4/12	at Bradley	L, 1-7
4/13	at Bradley	L, 1-17
4/15	at Butler	W, 5-1
4/15	at Butler	W, 5-2
4/17	Wisconsin	L, 3-6
4/17	Wisconsin	L, 6-7
4/19	at Northwestern	L, 4-5
4/20	Valparaiso	W, 6-0
4/22	Ferris State	W, 11-8
4/22	Ferris State	L, 13-14
4/23	Michigan	L, 11-18
4/26	Illinois State	W, 5-2
4/27	Illinois State	L, 4-6
4/27	Illinois State	L, 3-5
4/28	at Michigan State	L, 2-5
4/28	at Michigan State	L, 0-3
5/1	Bowling Green	W, 4-0
5/1	Bowling Green	W, 2-1
5/3	at Western Michigan	W, 3-2
5/3	at Western Michigan	W, 15-10
5/4	Marian	W, 13-4
5/5	Detroit	W, 9-1
5/6	Northwestern	W, 14-9

**1975 – RECORD: 17-14**

**Spring Break Trip (3-3)  
Dallas-Fort Worth, Texas**

3/22	vs. University of Dallas	W, 4-3
3/22	vs. University of Dallas	W, 2-1
3/24	at Texas Wesleyan	L, 2-3
3/24	at Texas Wesleyan	L, 5-6
3/25	vs. Dallas Baptist	L, 0-4

3/25	vs. Dallas Baptist	W, 4-0
4/6	at Marian	W, 14-3
4/6	at Marian	W, 12-1
4/9	Valparaiso	W, 6-5
4/11	Bradley	W, 5-4
4/12	Bradley	W, 8-3
4/12	Bradley	W, 20-0
4/13	at Toledo	W, 3-2
4/13	at Toledo	L, 1-6
4/15	at Valparaiso	L, 3-5
4/18	at Illinois State	L, 2-6
4/19	at Illinois State	W, 2-1
4/20	Butler	W, 10-0
4/20	Butler	W, 3-2
4/22	at Bowling Green	W, 10-4
4/22	at Bowling Green	L, 1-6
4/25	at Michigan	L, 3-4
4/25	at Michigan	L, 2-10
4/29	Michigan State	L, 2-10
4/29	Michigan State	L, 1-2
5/3	at Ferris State	W, 5-3
5/3	at Ferris State	L, 1-2
5/4	Xavier	W, 3-2
5/4	Xavier	W, 7-3
5/5	Detroit	L, 2-3
5/5	Detroit	L, 0-5



**Tom Kelly**  
1976-80

Five seasons  
88-102-1 (.463)

**1976 – RECORD: 16-24**

**Joe Sewell Classic (3-6)  
Tuscaloosa, Alabama**

3/14	vs. St. Bernard	L, 3-4
3/17	vs. Auburn	L, 2-10
3/17	vs. Auburn	L, 0-9



Mark Clementz is one of 16 Notre Dame baseball players to earn Academic All-America honors. He led the Irish in earned-run average during three straight seasons (1.50 in 1982, 3.41 in '83 and 3.31 in '84).

3/18	vs. Auburn	L, 6-8
3/18	vs. Jacksonville State	W, 15-5
3/19	vs. Ohio State	L, 0-3
3/19	at Alabama	L, 0-9
3/20	vs. Ohio State	W, 4-2
3/20	at Alabama	W, 5-0
4/4	Northern Illinois	W, 12-11
4/4	Northern Illinois	W, 15-4
4/6	at Valparaiso	L, 3-14
4/9	at Bradley	L, 5-8
4/10	at Bradley	L, 10-11
4/10	at Bradley	L, 1-7
4/11	Toledo	L, 3-13
4/11	Toledo	L, 3-11
4/13	Bowling Green	L, 4-5
4/13	Bowling Green	W, 11-4
4/14	Valparaiso	W, 13-10
4/16	at Illinois State	L, 3-6
4/17	at Illinois State	L, 4-5
4/17	at Illinois State	L, 4-7
4/19	at Western Michigan	L, 1-4
4/19	at Western Michigan	L, 1-2
4/20	at Northwestern	L, 9-12
4/21	Ferris State	L, 5-8
4/24	Bethel	W, 1-0
4/27	Ball State	L, 0-9
4/27	Ball State	W, 5-0
4/30	at Xavier	L, 1-4
4/30	at Xavier	W, 2-1
5/1	at Cincinnati	W, 5-2
5/1	at Cincinnati	L, 0-10
5/2	at Butler	W, 9-5
5/2	at Butler	W, 2-1
5/4	at Detroit	W, 5-2
5/4	at Detroit	L, 1-5
5/5	Michigan	W, 5-4
5/5	Michigan	W, 13-5

**1977 – RECORD: 17-26**

3/14	Christian Brothers	W, 5-2
3/14	Christian Brothers	W, 4-0
3/15	Memphis State	L, 0-12
3/15	Memphis State	L, 6-11
3/16	Christian Brothers	L, 0-8
3/17	at Delta State	L, 1-6
3/17	at Delta State	L, 2-3
3/18	at Delta State	L, 1-6
3/19	vs. Tennessee-Martin	L, 1-10
3/19	vs. Tennessee-Martin	W, 5-4
3/20	Illinois-Chicago	W, 9-5
3/20	Murray State	W, 0-17
4/2	Toledo	L, 7-8
4/2	Toledo	L, 4-5
4/5	Bethel	W, 12-1
4/5	Bethel	W, 5-0
4/9	Central Michigan	L, 8-9
4/12	at Valparaiso	L, 2-6
4/12	Valparaiso	W, 12-8
4/15	at Bowling Green	L, 1-4
4/15	at Bowling Green	L, 3-6
4/16	Illinois State	L, 4-6
4/16	Illinois State	L, 7-13
4/20	Northwestern	W, 4-3
4/20	Northwestern	L, 3-14
4/21	at Michigan	L, 1-6
4/21	at Michigan	L, 3-8
4/24	Butler	L, 2-5
4/24	Butler	L, 6-8
4/26	at Ball State	W, 5-3

4/26	at Ball State	W, 7-5
4/29	Cincinnati	W, 5-1
4/29	Cincinnati	W, 5-0
5/1	Xavier	W, 5-4
5/1	Xavier	W, 5-3
5/2	Western Michigan	W, 4-0
5/2	Western Michigan	L, 4-9
5/5	at Ferris State	L, 2-8
5/5	at Ferris State	L, 9-10
5/7	Detroit	L, 0-4
5/7	Detroit	W, 7-6
5/8	Detroit	W, 11-6
5/8	Central Michigan	L, 1-2

(Cleveland, Miss. (Delta State))

**1978 – RECORD: 15-25-1**

**Rollins College Invitational (3-5-1)  
Winter Park, Florida**

3/20	vs. Wisconsin	W, 4-1
3/20	vs. Wisconsin	W, 12-6
3/21	at Rollins	L, 3-6
3/22	vs. Delaware	W, 11-9
3/22	vs. Florida Southern	L, 0-12
3/23	vs. Wisconsin	T, 4-4
3/24	at Rollins	L, 5-7
3/25	vs. Delaware	L, 1-16
3/25	vs. Stetson	L, 2-8
3/31	Bethel	W, 17-0
4/1	St. Joseph's (IN)	L, 1-11
4/1	St. Joseph's (IN)	W, 2-1
4/5	Valparaiso	W, 4-1
4/6	at Bethel	L, 2-5
4/9	Northwood	W, 6-4
4/9	Northwood	W, 3-2
4/12	at Western Michigan	L, 4-7
4/12	at Western Michigan	L, 1-2
4/15	Ball State	L, 0-2
4/15	Ball State	L, 0-8
4/16	at Butler	L, 4-5
4/16	at Butler	L, 2-8
4/22	Dayton	L, 2-5
4/22	Dayton	W, 8-3
4/25	at Valparaiso	L, 1-2
4/29	at Cincinnati	L, 7-8
4/29	at Cincinnati	L, 6-9
4/30	at Xavier	L, 0-1
4/30	at Xavier	W, 5-4
5/3	Michigan	L, 0-4
5/3	Michigan	L, 0-6
5/4	Huntington	W, 3-2
5/6	Bradley	W, 3-1
5/6	Bradley	L, 0-5
5/7	at Detroit	L, 4-10
5/7	at Detroit	L, 0-4
5/9	at Central Michigan	L, 0-5
5/9	at Central Michigan	L, 3-16

**1979 – RECORD: 14-19**

3/19	at Central Florida	L, 3-10
3/20	at Florida	L, 1-6

**Did You Know?**

The 1984 Notre Dame baseball team opened its season with Spring Break games in San Antonio, which proved to be a fine host for the Irish during the rest of the decade (the team returned to the Alamo City 22 times from 1985-2014).

3/21	at Florida	L, 0-12
3/22	vs. Delaware!	W, 8-5
3/23	vs. Delaware!	L, 7-15
3/24	at Central Florida	L, 2-5
3/24	at Stetson	W, 19-11
3/27	at Bethel	W, 14-2
4/7	Northwestern	L, 5-8
4/9	St. Mary's (MN)	W, 1-0
4/9	St. Mary's (MN)	L, 2-6
4/10	Valparaiso	W, 9-3
4/10	Valparaiso	W, 2-0
4/12	Bethel	L, 3-4
4/14	Detroit	L, 1-6
4/14	Detroit	W, 8-6
4/16	Northwood	L, 4-7
4/16	Northwood	W, 16-3
4/17	Butler	W, 4-3
4/17	Butler	L, 2-7
4/20	at Huntington	W, 3-2
4/20	at Huntington	W, 9-1
4/21	at Dayton	L, 3-4
4/21	at Dayton	W, 4-1
4/23	at Bowling Green	L, 7-8
4/23	at Bowling Green	L, 0-7
4/29	Xavier	W, 9-8
5/2	at Illinois-Chicago	L, 3-4
5/2	at Illinois-Chicago	L, 7-9
5/4	Western Michigan	W, 5-4
5/4	Western Michigan	L, 1-11
5/5	at Bradley	L, 3-10
5/5	at Bradley	L, 3-4

*Orlando, Fla. (UCF)*

### 1980 – RECORD: 29-8

3/29	at Cincinnati	W, 5-1
3/29	at Cincinnati	W, 6-2
3/29	at Butler	L, 2-6
4/2	at Indiana	W, 2-1
4/2	at Indiana	W, 6-2
4/3	at Butler	W, 8-2
4/3	at Butler	L, 0-7
4/5	Wisconsin	W, 16-7
4/5	Wisconsin	W, 8-4
4/7	St. Mary's (MN)	W, 5-1
4/7	St. Mary's (MN)	W, 2-1
4/11	at Illinois Tech	L, 0-5
4/11	at Northwestern	W, 3-2
4/12	at Northwestern	L, 1-2
4/12	at Illinois Tech	W, 13-7
4/16	St. Joseph's (IN)	W, 5-1
4/16	St. Joseph's (IN)	W, 7-5
4/19	Dayton	W, 13-8
4/19	Dayton	W, 13-12
4/20	at Valparaiso	L, 1-3
4/20	at Valparaiso	W, 9-2
4/22	at Western Michigan	L, 8-9
4/22	at Western Michigan	L, 12-16
4/25	Huntington	W, 15-7
4/25	Huntington	W, 7-6
4/26	Illinois-Chicago Circle	W, 5-1
4/26	Illinois-Chicago Circle	W, 3-0
4/27	Bowling Green	W, 6-2
4/27	Bowling Green	W, 8-7
4/29	at Bethel	W, 14-0
4/29	at Bethel	W, 7-5
5/3	Bradley	W, 6-1
5/3	Bradley	W, 10-8
5/4	Detroit	W, 13-3
5/4	Detroit	W, 6-5

5/6	Valparaiso	L, 7-10
5/6	Valparaiso	W, 8-3



**Larry Gallo**  
1981-87

Seven seasons  
157-167-3 (.485)

### 1981 – RECORD: 23-16-1

3/16	at Delta State	L, 7-8
3/16	at Delta State	L, 6-11
3/17	at Delta State	T, 8-8
3/18	at Mississippi	L, 5-11
3/19	at Mississippi	L, 5-7
3/20	at Memphis State	L, 5-6
3/20	at Memphis State	L, 6-8
3/21	at Memphis State	L, 2-12
3/25	at Purdue	W, 3-1
3/25	at Purdue	L, 1-5
3/28	at Huntington	W, 6-5
3/28	at Huntington	W, 1-0
3/29	at Dayton	L, 2-6
3/29	at Dayton	W, 19-9
4/1	Indiana	W, 4-3
4/1	Indiana	L, 14-16
4/3	St. Mary's (MN)	W, 7-1
4/3	St. Mary's (MN)	W, 2-1
4/4	Cincinnati	W, 13-4
4/4	Cincinnati	W, 17-9
4/7	Bethel	W, 13-10
4/7	Bethel	W, 11-5
4/16	Butler	W, 2-1
4/16	Butler	W, 4-3
4/18	at Detroit	L, 3-4
4/18	at Detroit	L, 7-8
4/20	Ball State	W, 3-2
4/20	Ball State	W, 8-0

### Northwestern Invitational (1-2)

#### Evanson, Illinois

4/25	vs. Illinois Tech	L, 4-5
4/25	vs. North Central	W, 3-2
4/25	at Northwestern	L, 5-9
4/27	Northwestern	W, 10-2
4/27	Northwestern	W, 8-7
4/29	at Bowling Green	W, 8-7
4/29	at Bowling Green	W, 2-1
5/2	at Wisconsin	W, 3-1
5/2	at Wisconsin	L, 1-6
5/3	at Ill.-Chicago Circle	L, 11-14
5/3	at Ill.-Chicago Circle	W, 8-6
5/5	Valparaiso	W, 8-1

### 1982 – RECORD: 28-15

3/15	at Oklahoma	L, 3-15
3/16	at Oklahoma City	W, 19-7
3/17	at Oral Roberts	L, 2-5
3/17	at Oral Roberts	L, 1-2
3/18	vs. North Dakota State!	W, 7-4
3/18	at Oral Roberts	L, 0-13
3/19	at Missouri Southern	L, 3-4
3/20	at Missouri Southern	L, 8-9
3/24	Huntington	W, 2-0
3/24	Huntington	W, 11-1
4/1	at Valparaiso	W, 3-0
4/1	at Valparaiso	W, 2-0
4/10	Purdue	W, 9-3
4/10	Purdue	L, 0-6
4/11	at Butler	W, 13-6

4/14	Wisconsin	W, 4-1
4/14	Wisconsin	W, 10-3
4/15	at Bethel	W, 1-0
4/15	at Bethel	L, 1-3
4/17	at DePauw	W, 13-4
4/17	at DePauw	W, 7-3
4/18	at Indiana State	L, 2-3
4/18	at Indiana State	L, 6-7
4/19	at Ball State	W, 6-2
4/19	at Ball State	L, 4-8
4/21	St. Joseph's (IN)	W, 7-2
4/21	St. Joseph's (IN)	W, 15-5
4/24	Dayton	W, 17-1
4/24	Dayton	W, 7-3
4/25	Detroit	L, 3-5
4/25	Detroit	W, 2-1
4/27	Bowling Green	W, 10-2
4/27	Bowling Green	W, 5-0
4/28	at Western Michigan	L, 1-5
4/28	at Western Michigan	L, 2-3
4/29	Valparaiso	W, 2-1
4/29	Valparaiso	W, 7-2
5/1	Wright State	W, 5-2
5/1	Wright State	W, 3-0
5/2	Illinois-Chicago Circle	W, 9-2
5/2	Illinois-Chicago Circle	W, 11-4
5/4	Northwestern	L, 3-9
5/4	Northwestern	W, 3-1

*!Tulsa, Okla. (Tulsa)*

### 1983 – RECORD: 19-28

#### MWCC: 7-4 (2nd North)

#### MWCC Tournament

3/13	vs. Creighton!	L, 5-6
3/13	at Oral Roberts	L, 3-12
3/14	vs. Kansas State!	L, 0-9
3/14	at Oral Roberts	L, 0-8
3/15	vs. Kansas State!	L, 3-5
3/16	St. Mary of Plains!	L, 1-3
3/16	St. Mary Plains!	W, 8-1
3/17	at Arkansas	L, 0-5
3/18	at Missouri Southern	W, 3-1
3/19	at Southwest Missouri	L, 1-13
3/19	at Southwest Missouri	W, 9-7
3/26	at Miami (OH)	L, 1-2
3/26	at Miami (OH)	L, 5-6
3/27	at Dayton	L, 5-6
3/27	at Valparaiso	W, 4-2
3/31	at Valparaiso	W, 4-2
4/4	Xavier	L, 3-6
4/4	Xavier	W, 9-0
4/5	Xavier	W, 4-3
4/5	Xavier	W, 5-3
4/7	Bethel	W, 3-2
4/7	Bethel	W, 7-2
4/13	Ball State	W, 5-3
4/13	Ball State	L, 1-9
4/16	Indiana State	L, 0-3
4/16	Indiana State	L, 1-4
4/19	at Northwestern	L, 5-7
4/19	at Northwestern	L, 0-3
4/23	at Detroit	L, 4-7
4/23	at Detroit	L, 4-8
4/24	at Detroit	W, 4-2
4/24	at Detroit	L, 7-8
4/26	at Bowling Green	L, 1-4
4/26	at Bowling Green	L, 2-7
4/29	at Butler	W, 5-2
4/29	at Butler	W, 8-3

4/30	Butler	W, 7-3
5/2	Western Michigan	L, 4-17
5/2	Western Michigan	W, 11-7
5/3	Valparaiso	L, 2-6
5/3	Valparaiso	W, 12-3
5/11	Lewis	L, 4-7
5/11	Lewis	L, 0-2
5/13	Michigan State	W, 7-5
5/13	Michigan State	W, 2-1

#### MWCC Tournament (0-2)

#### Oral Roberts University Tulsa, Oklahoma

5/21	at Oral Roberts	L, 5-18
5/22	vs. Detroit	L, 9-10

*!Tulsa, Okla. (Oral Roberts)*

### 1984 – RECORD: 24-24

#### MWCC: 4-6 (3rd North)

#### Spring Break Trip (4-7)

#### San Antonio, Texas

3/17	at St. Edward's	L, 5-7
3/18	vs. Trinity	W, 4-3
3/19	vs. Minnesota	L, 4-7
3/20	vs. St. Mary's (MN)	L, 0-1
3/20	vs. St. Mary's (MN)	L, 3-8
3/21	vs. Mankato State	W, 8-5
3/22	vs. Trinity	W, 8-2
3/22	vs. Trinity	W, 9-0
3/23	at St. Mary's (TX)	L, 7-8
3/24	at Texas Lutheran	L, 4-5
3/24	at Texas Lutheran	L, 4-6
3/29	at Bethel	L, 11-12
3/31	at Indiana	W, 3-1
3/31	at Indiana	L, 1-4
4/1	Dayton	W, 3-1
4/1	Dayton	W, 10-4
4/7	Wisconsin	W, 7-6
4/7	Wisconsin	W, 7-4
4/8	DePauw	W, 9-3
4/8	DePauw	L, 10-11
4/10	Illinois-Chicago	W, 15-1
4/11	at Michigan State	L, 1-7
4/11	at Michigan State	L, 2-7
4/14	at Xavier	L, 1-4
4/14	at Xavier	W, 12-9
4/15	at Xavier	L, 1-4
4/15	at Xavier	L, 3-14
4/18	Purdue	W, 4-1
4/18	Purdue	L, 4-5
4/21	at Detroit	L, 1-7
4/21	at Detroit	W, 1-0
4/24	at Valparaiso	W, 9-5
4/24	at Valparaiso	W, 8-7
4/25	Bowling Green	L, 0-4
4/25	Bowling Green	W, 7-1
4/28	Butler	W, 10-5
4/28	Butler	W, 16-2
4/29	at Butler	L, 4-7
4/29	at Butler	L, 2-5
5/2	at Western Michigan	L, 2-4
5/2	at Western Michigan	W, 4-1
5/5	Huntington	W, 14-4
5/5	Huntington	W, 14-0
5/6	at Lewis	L, 0-4
5/6	at Lewis	W, 6-3
5/6	at Valparaiso	L, 7-11
5/8	Northwestern	W, 16-11

5/8 Northwestern	L, 2-4
<b>1985 – RECORD: 26-27-2</b>	
<b>MWCC (2nd North) Tournament</b>	
3/16 at TCU	L, 3-9
3/17 at Houston	L, 4-14
3/18 at St. Mary's (TX)	W, 9-1
3/19 at St. Edward's	L, 6-9
3/19 at St. Edward's	L, 2-3
3/20 at Schreiner	W, 8-3
3/21 at Trinity	W, 8-3
3/21 at Trinity	W, 8-6
3/22 at St. Mary's (TX)	L, 5-7
3/23 at Texas Lutheran	L, 7-13
3/23 at Texas Lutheran	L, 0-14
4/2 Ball State	W, 6-5
4/2 Ball State	L, 3-8
4/3 Northwestern	L, 3-8
4/3 Northwestern	W, 11-5
4/4 Michigan State	L, 1-3
4/4 Michigan State	L, 5-6
4/6 Wisconsin	L, 6-7
4/6 Wisconsin	W, 7-1
4/7 Wisconsin (8)	L, 5-6
4/7 Wisconsin (8)	T, 15-15
4/10 at Northwestern	L, 1-4
4/10 at Northwestern	L, 1-6
4/11 Bethel	W, 9-6
4/11 Bethel	W, 8-5
4/13 Xavier	L, 0-4
4/13 Xavier	W, 5-4
4/14 Xavier	L, 4-16
4/14 Xavier	L, 4-7
4/16 Valparaiso	L, 3-5
4/16 Valparaiso	W, 6-4
4/17 Purdue	L, 3-13
4/17 Purdue	L, 8-13
4/20 at Detroit	W, 3-2
4/20 at Detroit	W, 12-6
4/21 at Detroit	W, 19-0
4/21 at Detroit	W, 19-6
4/23 Lewis	L, 4-9
4/23 Lewis	W, 11-5
4/24 at Bowling Green	W, 10-9
4/24 at Bowling Green	T, 5-5
4/27 at Butler	L, 2-3
4/27 at Butler	W, 5-1
4/28 Butler	W, 8-7
4/28 Butler	W, 7-2
4/30 at Illinois-Chicago	W, 11-1
5/1 Western Michigan	W, 7-1
5/1 Western Michigan	W, 2-1
5/4 at Maine	W, 7-3
5/4 at Maine	W, 1-0
5/5 at Maine	L, 4-6
5/5 at Maine	L, 1-7

<b>MWCC Tournament Oral Roberts University Tulsa, Oklahoma (1-2)</b>	
5/17 at Oral Roberts	L, 13-14
5/18 vs. Evansville	W, 1-0
5/18 at Oral Roberts	L, 0-12
<b>1986 – RECORD: 22-8</b>	
<b>MCC: 5-7 (3rd North)</b>	
3/9 at Indiana	L, 9-10

3/9 at Indiana	L, 10-11
3/15 at DePauw	W, 11-5
3/15 at DePauw	W, 11-1
3/16 at DePauw	W, 8-7
3/16 at DePauw	W, 9-7
3/17 St. Joseph's (IN)	W, 4-1
3/17 St. Joseph's (IN)	W, 8-0

<b>California Riverside Invitational (0-7) Riverside, Calif.</b>	
3/24 vs. Washington	L, 4-10
3/25 at California-Riverside	L, 2-13
3/26 vs. Oregon State	L, 1-4
3/27 vs. Tulane	L, 6-8
3/27 vs. Wisconsin	L, 9-11
3/28 vs. Brigham Young	L, 0-10
3/28 vs. Cornell	L, 2-4
4/1 Chicago State	W, 8-4
4/2 at Valparaiso	W, 5-0
4/3 at Bethel	W, 6-4
4/3 at Bethel	W, 7-5
4/5 Wisconsin	L, 6-9
4/5 Wisconsin	L, 7-9
4/6 Wisconsin	W, 8-7
4/6 Wisconsin	W, 7-6
4/8 at Michigan State	L, 7-8
4/8 at Michigan State	W, 20-11
4/9 Illinois-Chicago	W, 11-7
4/12 at Xavier	L, 3-15
4/12 at Xavier	W, 7-5
4/13 at Xavier	L, 5-7
4/13 at Xavier	L, 2-5
4/16 at Purdue	L, 6-20
4/19 Detroit	L, 6-8
4/19 Detroit	L, 10-13
4/20 Detroit	L, 2-3
4/20 Detroit	L, 5-10
4/22 at Lewis	L, 0-18
4/23 Bowling Green	L, 3-4
4/23 Bowling Green	W, 15-4
4/26 Butler	W, 7-6
4/26 Butler	W, 11-6
4/27 at Butler	W, 14-0
4/27 at Butler	W, 9-2
4/29 Purdue	L, 6-9
4/30 at Western Michigan	L, 7-8
4/30 at Western Michigan	L, 4-5
4/31 Valparaiso	W, 5-1
5/3 at Northwestern	L, 2-3
5/3 at Northwestern	L, 1-8
5/4 Northwestern	L, 4-6
5/4 Northwestern	W, 22-5
<b>1987 – RECORD: 15-29</b>	
3/7 at Indiana	L, 3-4
3/7 at Indiana	L, 2-4
3/8 at Indiana	L, 0-3

<b>Spring Break Trip San Antonio, Texas (6-4)</b>	
3/14 at Schreiner	W, 3-1
3/14 at Schreiner	W, 4-1
3/15 vs. St. Edward's!	L, 3-5
3/16 vs. SW Texas State!	W, 10-5
3/17 vs. Incarnate Word@	W, 8-6
3/17 vs. Incarnate Word@	L, 7-8
3/18 Baylor!	L, 4-9
3/19 at St. Mary's (TX)	L, 3-7
3/20 at Texas Lutheran	W, 3-1

3/21 at St. Mary's (TX)	W, 8-1
3/28 at Ball State	L, 2-4
3/28 at Ball State	W, 3-2
3/29 Indiana	L, 5-11
4/1 Valparaiso	L, 5-9
4/4 Wisconsin	L, 0-7
4/4 Wisconsin	L, 0-7
4/5 Wisconsin	L, 1-3
4/5 Wisconsin	L, 1-5
4/7 Michigan State	L, 10-13
4/7 Michigan State	L, 8-10
4/8 at Illinois-Chicago	W, 20-3
4/11 at Tulane	L, 3-11
4/11 at Tulane	W, 8-6
4/12 at Tulane	L, 1-7
4/18 at Detroit	L, 2-3
4/18 at Detroit	L, 2-6
4/19 St. Joseph's (IN)	W, 6-3
4/19 St. Joseph's (IN)	W, 6-5
4/21 Bethel	W, 10-1
4/23 Butler	L, 5-6
4/25 vs. St. Louis#	L, 1-3
4/25 vs. St. Louis#	W, 1-2
4/26 vs. St. Louis#	L, 2-3
4/27 Western Michigan	L, 5-7
4/28 Purdue	L, 5-8
4/30 at DePauw	W, 13-3
4/30 at DePauw	L, 3-5
5/2 Xavier	L, 0-2
5/2 Xavier	W, 4-1
5/3 at Northwestern	L, 0-1
5/4 Northwestern	L, 6-7

*!San Antonio, Texas (V.J. Keefe Stadium)  
@San Antonio, Texas (Trinity College)  
#Sauget, Ill.*



**Pat Murphy**  
1988-94

Seven seasons  
318-116-1 (.732)

<b>1988 – RECORD: 39-22</b>	
<b>MCC: 11-3 (1st North) MCC Tournament</b>	
2/25 at Duke	W, 14-11
2/26 at Duke	L, 6-9
2/27 at Wake Forest	L, 10-17
2/28 at Wake Forest	L, 5-12
3/6 at Indiana	L, 1-10
3/6 at Indiana	L, 4-7
3/9 Goshen	W, 10-0

<b>Spring Break Trip San Antonio, Texas (4-5)</b>	
3/12 at Schreiner	L, 0-4
3/12 at Schreiner	W, 19-2
3/14 at St Edward's	L, 4-5
3/14 at Texas Lutheran	W, 7-3
3/14 at Texas Lutheran	W, 8-2
3/17 at Incarnate Word	L, 2-10
3/18 vs. Cornell!	W, 16-2
3/19 at St. Mary's (TX) (8)	L, 6-7
3/19 at St. Mary's (TX)	L, 1-3
3/23 at Bethel	W, 5-1
3/23 at Bethel	W, 2-1
3/25 Wisconsin	L, 2-9
3/26 at Butler	W, 5-1
3/26 at Butler (8)	W, 3-2

3/27 Chicago State (CS)	W, 3-1
3/27 Chicago State (CS)	W, 3-0
3/30 Dayton (CS)	L, 0-3
3/30 Dayton (CS)	W, 12-2
3/31 Dayton (CS)	W, 3-2
3/31 Dayton (CS)	L, 2-4
4/4 at Bowling Green	W, 11-7
4/5 Northeastern Illinois	W, 5-4
4/9 at Xavier	W, 14-2
4/9 at Xavier	W, 13-4
4/10 at Xavier	W, 6-1
4/10 at Xavier	W, 7-6
4/12 at Purdue	L, 7-11
4/13 Northwestern	L, 0-5
4/16 Detroit	W, 9-8
4/16 Detroit	W, 12-11
4/17 Detroit	L, 12-14
4/17 Detroit	W, 16-11
4/19 at Western Michigan	L, 10-28
4/21 IUPUI (CS)	L, 5-10
4/23 at Michigan State	L, 1-13
4/23 at Michigan State	L, 5-6
4/24 Illinois-Chicago	W, 8-1
4/24 Illinois-Chicago	W, 8-1
4/26 Purdue	W, 5-2
5/7 at Valparaiso	W, 10-2
5/7 at Valparaiso	W, 9-3
5/8 Valparaiso	W, 12-3
5/8 Valparaiso	W, 6-5
5/9 Tri-State	W, 8-2
5/9 Tri-State	W, 16-5
5/10 at Illinois-Chicago	W, 10-3
5/10 at Illinois-Chicago	W, 8-4
5/11 at Ball State	W, 13-4
5/11 at Ball State	W, 2-0
5/17 University of Chicago	W, 11-2
5/17 University of Chicago	W, 8-5

<b>MCC Tournament Coveleski Stadium South Bend, Indiana (1-2)</b>	
5/20 Butler	W, 11-6
5/21 Detroit	L, 4-5
5/22 Evansville	L, 6-9

<i>!San Antonio, Texas (V.J. Keefe Stadium) CSSouth Bend, Ind. (Coveleski Stadium)</i>	
<b>1989 – RECORD: 48-19-1</b>	
<b>MCC: 21-9 (2nd North) MCC Tournament Champions NCAA Tournament</b>	

2/23 at Trinity	W, 12-2
2/23 at Trinity	W, 12-4
2/24 at Texas	W, 12-9
2/25 at St. Mary's (TX)	L, 0-5
2/25 at St. Mary's (TX)	W, 4-2
3/5 vs. Pittsburgh!	W, 16-9
3/6 at Rollins College	L, 1-8
3/8 at Miami (FL)	W, 4-2

**Did You Know?**  
The Notre Dame baseball team – under first-year head coach **Pat Murphy** – won 39 games in 1988, setting in motion a 19-year period in which the Irish averaged nearly 45 wins per season (from 1988-2006) while advancing to the NAAs 13 times in that span.



## Notre Dame's 1993 NCAA Tournament East Regional Team (46-16)

(kneeling, from left) Greg Layson, A.J. Jones, Mark Mapes, Bob Lisanti, Robbie Kent, David Sinnes, assistant coach Brian Cleary, Robbie Birk, Casey Clevenger, Dewan Simon, junior manager Dave Walters; (middle row, from left) senior manager Ed Smith, athletic trainer Mike Bean, George Restovich, Tom Price, Edwin Hartwell, assistant coach Gary Tuck, head coach Pat Murphy, assistant coach Cory Mee, Craig DeSensi, Bill Fidell, Marty DeGraff and Matt Haas; (back row, from left) Eric Danapilis, Tim Kraus, Garret Carlson, Alan Walania, Dan Adams, Ryan Topham, Paul Failla, Chris Michalak, Craig Allen, Corey Wroblewski and Colin Ritters (not pictured: Rowan Richards).

3/9 vs. Vanderbilt@	L, 2-11
3/10 vs. Penn@	W, 15-8
3/11 vs. Columbia@	W, 9-2
3/18 at Duke	W, 5-4
3/19 vs. St. Bonaventure#	W, 5-2
3/19 at Duke	L, 2-8
3/23 at Butler	W, 15-1
3/23 at Butler	W, 12-3
3/25 at Indiana	L, 0-10
3/29 Chicago State	W, 7-1
4/1 at Saint Louis	W, 1-0
4/1 at Saint Louis	W, 6-2
4/5 Illinois-Chicago	W, 13-2
4/5 Illinois-Chicago	L, 0-5
4/9 at Xavier	W, 3-2
4/9 at Xavier	W, 12-3
4/10 at Xavier	W, 12-1
4/10 at Xavier	W, 6-3
4/12 at Illinois-Chicago	W, 5-0
4/12 at Illinois-Chicago	W, 6-3
4/13 Butler	W, 5-1
4/13 Butler	W, 11-6
4/15 at Dayton	W, 6-5
4/15 at Dayton	W, 13-4
4/16 at Dayton	L, 3-7
4/16 at Dayton	W, 22-9
4/19 Northwestern	W, 10-8
4/20 Tri-State	W, 16-5
4/22 Detroit (CS)	L, 0-1

4/22 Detroit (CS)	W, 7-2
4/23 Detroit (CS)	L, 3-6
4/23 Detroit (CS)	L, 4-5
4/26 Indiana	W, 11-7
4/27 at Chicago State	W, 7-4
4/27 at Chicago State	L, 4-5
4/29 Xavier	W, 3-0
4/29 Xavier	W, 11-6
4/30 Xavier	W, 8-5
4/30 Xavier	L, 2-6
5/1 at Valparaiso	W, 5-4
5/2 Valparaiso	W, 15-14
5/4 at Northwestern	T, 5-5
5/6 at Detroit	L, 2-4
5/6 at Detroit	L, 2-4
5/7 at Detroit	L, 6-7
5/7 at Detroit	W, 7-6
5/13 Dayton	W, 9-4
5/13 Dayton	W, 3-2
5/14 Dayton	L, 3-5
5/14 Dayton	W, 14-0

### MCC Tournament

#### Coveleski Stadium

#### South Bend, Indiana (6-1)

5/17 Butler	W, 13-1
5/18 Detroit	L, 15-16
5/19 Saint Louis	W, 10-6
5/20 Dayton	W, 20-4
5/20 Evansville	W, 11-2
5/20 Detroit	W, 4-1
5/20 Detroit	W, 21-10

### NCAA Tournament – West II Regional,

#### Fresno, California (1-2)

5/26 at Fresno State	L, 8-9
5/27 vs. Portland	W, 8-6
5/28 at Fresno State	L, 4-11

!Orlando, Fla.

@Orlando, Fla. (Rollins College)

#Durham, N.C. (Duke)

CS South Bend, Ind. (Coveleski Stadium)

### 1990 – RECORD: 46-12

#### MCC: 25-3 (1st North)

#### MCC Tournament Runner-up

2/5 Goshen	W, 3-0
2/23 at Hawaii	L, 0-6
2/24 at Hawaii	L, 7-12


3/2 at Texas	L, 3-5
3/3 at St. Mary's (TX)	W, 3-2
3/3 at St. Mary's (TX)	W, 5-1
3/4 at Trinity	W, 5-4
3/10 at Saint Louis	W, 10-2
3/11 vs. Bradley!	W, 10-2
3/11 vs. Northern Iowa!	W, 6-1

### College Baseball Classic

#### Kingdome

#### Seattle, Washington (3-1)

3/16 vs. Air Force	W, 4-3
3/16 vs. Washington	W, 8-4
3/17 vs. Duke	L, 2-4
3/17 vs. Air Force	W, 4-3
3/25 at Butler	W, 3-1
3/25 at Butler	W, 4-2
3/28 at Purdue	L, 8-10
3/31 Saint Louis (CS)	W, 5-0
4/7 Dayton	W, 11-3
4/7 Dayton	W, 6-4
4/8 Dayton	W, 7-1
4/8 Dayton	W, 10-9
4/12 Purdue (CS)	W, 14-2
4/14 at Xavier	W, 6-4
4/15 at Xavier	L, 2-3
4/15 at Xavier	W, 4-2
4/16 at Xavier	W, 2-0
4/18 Northwestern (CS)	L, 3-7
4/19 Butler	L, 7-8
4/19 Butler	W, 3-2
4/22 at Dayton	W, 11-1
4/22 at Dayton	W, 14-2
4/23 at Dayton	W, 7-3
4/23 at Dayton	L, 5-6
4/24 Chicago State (CS)	W, 5-4
4/24 Chicago State (CS)	W, 12-4
4/25 Chicago State (CS)	W, 6-3
4/25 Chicago State (CS)	W, 3-2
4/28 at Detroit	W, 3-2
4/28 at Detroit	W, 10-9
4/29 at Detroit	W, 4-3
4/29 at Detroit	W, 4-2
4/30 at Illinois-Chicago	W, 10-8
4/30 at Illinois-Chicago	L, 8-9
5/2 Valparaiso	W, 6-4
5/2 Valparaiso	W, 11-1
5/5 Xavier	W, 8-6
5/5 Xavier	W, 17-13



Second baseman **Greg Layson** – who stole 80 bases in his career – earned first team all-Midwestern Collegiate Conference honors in 1991, as the second of six Notre Dame freshmen ever named first team all-conference (since '83), with that group including outfielder **Scott Sollmann** ('94) and his brother **Steve** ('01), an All-America second baseman.

5/6 Xavier	W, 6-2
5/6 Xavier	W, 14-4
5/13 Detroit	W, 7-1
5/13 Detroit	W, 8-4
5/15 Chicago	W, 9-1
5/15 Chicago	W, 4-1

### MCC Tournament

#### Coveleski Stadium

#### South Bend, Indiana (2-2)



Outfielder **Rowan Richards** was a top reserve as a freshman on Notre Dame's 1993 team before cracking the starting lineup in 1995 and '96.

5/17	Butler	W, 6-0
5/18	Evansville	L, 3-7
5/18	Dayton	W, 16-3
5/19	Evansville	L, 7-8

*St. Louis, Miss. (St. Louis U.)*  
*CS South Bend, Ind. (Coveleski Stadium)*

**1991 – RECORD: 45-16**

**MCC: 18-5 (2nd)**  
**MCC Tournament Champions**

**Oakland A's Tournament (2-2)**  
**Phoenix, Arizona**

2/21	vs. Dartmouth	W, 4-2
2/22	vs. Nebraska	W, 8-5
2/23	vs. Ohio State	L, 1-6
2/24	vs. Ohio State (11)	L, 11-12
3/1	at Texas	W, 13-4
3/2	at St. Mary's (TX)	W, 6-4
3/2	at St. Mary's (TX)	W, 9-3
3/3	at Trinity	W, 8-2
3/3	at Trinity	W, 8-3

**Diamond Club Classic (1-3)**  
**Mobile, Alabama**

3/9	at South Alabama	L, 7-9
3/10	vs. Michigan	L, 5-6
3/11	at Tulane	L, 3-5
3/12	at LSU	W, 6-3

**College Baseball Classic (4-0)**  
**Kingdome**

**Seattle, Washington**

3/15	vs. Air Force	W, 9-6
3/15	vs. Northwestern	W, 7-0
3/16	vs. Washington	W, 9-7
3/17	vs. Washington	W, 4-2
3/22	at Virginia	L, 6-12
3/24	at Virginia	W, 12-0
3/24	at Virginia	L, 2-5

**Oscar Mayer Classic (0-3)**  
**Metrodome**

**Minneapolis, Minnesota**

3/29	vs. Stanford	L, 3-7
3/30	vs. Minnesota	L, 5-9
3/31	vs. UCLA	L, 3-6
4/6	at Evansville	L, 0-5
4/6	at Evansville	W, 12-6
4/7	at Evansville	L, 1-2
4/7	at Evansville	W, 5-0
4/11	at Tri-State	W, 10-6
4/13	Xavier	W, 12-5
4/14	Xavier	W, 7-6
4/14	Xavier	W, 9-3
4/15	Illinois-Chicago (CS)	W, 4-0
4/15	Illinois-Chicago (CS)	W, 1-0
4/17	Chicago State (CS)	W, 5-1
4/17	Chicago State (CS)	W, 5-0
4/18	at Michigan	W, 11-6
4/20	at Butler	W, 11-0
4/20	at Butler	W, 5-1
4/21	at Butler	W, 2-1
4/21	at Butler	W, 7-2
4/24	Indiana State (CS)	W, 6-5
4/27	Saint Louis	W, 8-5
4/27	Saint Louis	W, 18-7
4/28	Saint Louis	W, 2-1
4/28	Saint Louis	L, 1-3
5/1	Valparaiso	W, 12-0



*Notre Dame returned to the NCAAs in 1996, as part of a wild 62-game season that featured the program's first year in the Big East Conference and as a strong runner-up showing at the BIG EAST Tournament.*

5/4	Detroit	L, 5-6
5/4	Detroit	L, 4-7
5/5	Detroit	W, 6-2
5/5	Detroit	W, 7-1
5/11	at Dayton	W, 6-4
5/11	at Dayton	W, 20-0
5/12	at Dayton	W, 10-2
5/12	at Dayton	W, 12-8
5/13	Western Michigan	L, 5-8
5/14	Chicago	W, 18-14

**MCC Tournament (4-0)**  
**Coveleski Stadium**  
**South Bend, Indiana**

5/15	Dayton	W, 8-2
5/16	Detroit	W, 9-7
5/17	Evansville	W, 12-5
5/18	Evansville	W, 12-5

*CS South Bend, Ind. (Coveleski Stadium)*

**1992 – RECORD: 48-15**

**MCC: 18-2 (1st)**  
**MCC Tournament Champions**  
**NCAA Tournament**

**Service Academies Classic (4-0)**  
**Millington, Tennessee**

2/28	vs. Army	W, 2-1
2/28	vs. Navy	W, 7-6
2/29	vs. Air Force	W, 12-4
3/1	vs. Memphis State (7)	W, 10-0

**Big Four Classic (3-1)**  
**Louisville, Kentucky**

3/6	at Louisville	W, 3-2
3/7	vs. Kentucky	L, 1-8
3/7	vs. Indiana	W, 4-1
3/8	vs. Kentucky	W, 6-2

**College Baseball Classic (3-1)**  
**Kingdome**

**Seattle, Washington**

3/12	vs. Washington	W, 4-0
3/13	vs. Brigham Young	L, 3-7
3/14	vs. Yale	W, 13-7
3/15	vs. Washington State	W, 9-6
3/20	at Arizona State	L, 2-16
3/21	at Arizona State	L, 5-10

3/22	at Arizona State	L, 5-9
3/27	at Miami (FL)	W, 2-1
3/28	at Miami (FL)	L, 6-18
3/29	at Miami (FL) (11)	L, 5-6
4/4	Ball State (CS) (7)	W, 7-1
4/4	Ball State (CS)	L, 0-3
4/5	Western Michigan (CS)	W, 9-1
4/6	Toledo (CS)	W, 13-7
4/8	Purdue (CS)	L, 4-5
4/10	Evansville (CS)	W, 6-0
4/11	Evansville (7)	W, 5-1
4/11	Evansville (7)	W, 7-3
4/12	Evansville	W, 4-0
4/15	Illinois (CS)	L, 2-7
4/16	at Purdue (5)	W, 7-0
4/17	Butler (CS) (7)	W, 10-0
4/17	Butler (CS)	W, 4-3
4/18	Butler (CS) (8)	W, 1-0
4/18	Butler (CS)	W, 6-2
4/20	at Indiana State	W, 18-7
4/21	at Illinois	L, 12-13
4/25	at Xavier (7)	L, 0-1
4/25	at Xavier	W, 5-3
4/26	at Xavier	W, 11-5
4/26	at Xavier	W, 9-1
4/29	Illinois-Chicago (CS)	W, 2-1
4/29	Illinois-Chicago (CS)	W, 9-2
4/30	Eastern Michigan	W, 6-1
5/1	Cleveland State (5)	W, 22-3
5/1	Cleveland State	W, 20-9
5/2	at Detroit Mercy (5)	W, 16-1
5/2	at Detroit Mercy (5)	W, 20-0
5/3	at Detroit Mercy (7)	W, 11-2
5/3	at Detroit Mercy	W, 5-1
5/8	Michigan (CS)	W, 5-3
5/9	Dayton (7)	L, 2-5
5/9	Dayton (11)	W, 7-5
5/10	Dayton (7)	W, 7-1
5/10	Dayton	W, 10-5
5/11	Bowling Green (CS)	W, 6-5

5/15	Detroit Mercy	W, 11-2
5/16	Evansville	W, 8-1

**NCAA Tournament**  
**Atlantic Regional**  
**Miami, Florida (3-2)**

5/22	vs. South Carolina	L, 1-5
5/23	at Miami	W, 6-3
5/24	vs. Delaware	W, 12-6
5/25	vs. South Carolina	W, 11-2
5/25	at Miami	L, 1-5

*CS South Bend, Ind. (Coveleski Stadium)*


**1993 – RECORD: 46-16**

**MCC: 23-4 (1st)**  
**MCC Tournament Champions**  
**NCAA Tournament**

3/8	at Arizona State	W, 11-4
3/9	at Arizona	L, 6-19
3/10	at Arizona	L, 9-10
3/13	at Wichita State	L, 11-14
3/14	at Wichita State	W, 8-6
3/19	at Kentucky	W, 7-6
3/20	at Kentucky	L, 10-13
3/21	at Kentucky	L, 7-8
3/21	at Kentucky	L, 6-9
3/27	at Xavier (7)	W, 6-0
3/27	at Xavier	W, 18-5
3/28	at Xavier	W, 14-4
3/28	at Xavier	W, 8-4
4/3	at Butler	L, 1-3
4/3	at Butler (7)	W, 3-0
4/4	at Butler	W, 17-9
4/4	at Butler	W, 18-3
4/6	Illinois (CS)	L, 4-11
4/7	at Purdue	W, 2-1
4/9	La Salle (CS)	W, 4-3
4/10	La Salle (CS)	W, 20-0
4/10	La Salle (CS)	W, 6-2
4/11	La Salle (CS) (7)	W, 8-3
4/12	Cleveland State	W, 8-3
4/12	Cleveland State	W, 11-5
4/18	at Duquesne (7)	W, 5-1
4/18	at Duquesne	W, 11-0
4/19	at Duquesne	W, 12-8
4/19	at Duquesne (5)	W, 11-0

**MCC Tournament**  
**Coveleski Stadium**  
**South Bend, Indiana (4-0)**

5/13	Xavier	W, 3-2
5/14	Dayton	W, 10-1



**Scott Sollmann** led Notre Dame in 1995 with a .402 season batting average and finished his career with a .372 career mark. He set Irish records for stolen bases in a season (52, 1996) and career (101) before signing with the Detroit Tigers after his junior season.

4/20	Toledo	W, 5-2
4/20	Toledo (7)	W, 2-1
4/21	Purdue (CS)	W, 7-5
4/24	at Evansville	L, 3-11
4/24	at Evansville	W, 6-0
4/25	at Evansville (5)	L, 0-3
4/27	Valparaiso (CS) (7)	L, 1-2
4/27	Valparaiso (CS)	W, 6-5
4/28	Indiana State (CS)	L, 0-2
5/1	Detroit Mercy	W, 2-0
5/1	Detroit Mercy	W, 4-2
5/2	Detroit Mercy (7)	W, 10-3
5/2	Detroit Mercy	L, 2-8
5/10	at Indiana State	W, 20-9
5/11	Illinois-Chicago	W, 19-6
5/12	at Northwestern	W, 10-1
5/13	at Cleveland State	W, 10-8
5/13	at Cleveland State	W, 10-4
5/14	Dayton (7)	W, 9-4
5/14	Dayton	W, 14-6
5/15	Dayton	W, 15-4
5/15	Dayton	W, 19-12
5/17	Central Michigan	W, 7-4

**MCC Tournament (4-1)**  
Coveleski Stadium  
South Bend, Indiana

5/18	Duquesne	W, 18-4
5/19	Butler	W, 15-2
5/20	Detroit Mercy	W, 14-8
5/21	Evansville	L, 1-5
5/22	Evansville	W, 22-5

**NCAA Tournament (3-2)**  
East Regional  
Tallahassee, Florida

5/27	vs. Mississippi State	W, 15-1
5/28	at Florida State (11)	L, 3-7
5/29	vs. Central Florida	W, 12-3
5/29	at Florida State	W, 4-3
5/30	vs. Long Beach State	L, 3-13

CS South Bend, Ind. (Coveleski Stadium)

**1994 - RECORD: 46-16**

MCC: 14-4 (1st)

**MCC Tournament Champions**  
NCAA Tournament

3/5	at Tulane	W, 8-2
3/6	at Tulane	W, 9-0
3/7	at Tulane	L, 2-6
3/10	at Alabama	L, 2-5
3/11	at Alabama	W, 5-4
3/12	at Alabama	W, 10-7

**College Baseball Classic (1-2)**  
Kingdome  
Seattle, Washington

3/17	vs. Tennessee	L, 5-8
3/18	vs. Washington	L, 2-4
3/19	vs. Brigham Young	W, 7-2

3/26	at LaSalle	W, 9-2
3/26	at LaSalle	W, 21-1
3/30	Indiana	W, 7-6
4/2	Miami (FL)	L, 7-19
4/2	Miami (FL)	L, 2-5
4/3	Miami (FL)	L, 2-4
4/7	Toledo	W, 5-3

**NCAA Tournament (2-2)**  
East Regional  
Clemson, South Carolina

4/8	Xavier	W, 13-2
4/9	Xavier	W, 11-6
4/9	Xavier	W, 14-3
4/10	Xavier	W, 15-3
4/12	Illinois-Chicago	W, 14-1
4/15	Wisconsin-Milwaukee	W, 12-3
4/15	Wisconsin-Milwaukee	W, 14-8

4/16	at Butler	L, 1-3
4/16	at Butler	W, 8-0
4/17	at Butler	W, 3-0
4/17	at Butler	W, 10-3
4/18	Cleveland State	W, 18-4
4/18	Cleveland State	W, 14-5
4/19	Purdue	W, 8-1
4/21	Valparaiso	W, 15-1
4/23	Evansville	W, 3-2
4/23	Evansville	L, 5-9
4/24	Evansville	W, 7-6
4/24	Evansville	W, 12-0
4/25	Goshen	W, 11-5
4/25	Goshen	W, 8-7
4/27	Indiana State	W, 4-0
4/29	Northern Iowa	W, 3-0
5/6	Saint Louis	W, 14-3
5/7	Saint Louis	W, 11-5
5/8	Saint Louis	W, 6-4

5/9	Central Michigan	W, 5-4
5/10	at Purdue	W, 12-5
5/12	at Indiana State	L, 8-11
5/13	Detroit	W, 5-4
5/13	Detroit	L, 8-9
5/14	Detroit	L, 5-10
5/14	Detroit	W, 5-4
5/16	Chicago State	W, 5-1
5/16	Chicago State	W, 8-2
5/17	Eastern Illinois	L, 4-8
5/17	Eastern Illinois	W, 10-3

**MCC Tournament (4-1)**  
Coveleski Stadium  
South Bend, Indiana

5/18	LaSalle	W, 21-1
5/19	Detroit	L, 6-7
5/19	Butler	W, 11-3
5/20	Evansville	W, 13-3
5/21	Evansville	W, 10-2

**NCAA Tournament (2-2)**  
East Regional  
Clemson, South Carolina

5/26	vs. Old Dominion	L, 5-9
5/27	at Clemson	W, 8-1
5/28	vs. The Citadel	W, 5-1
5/29	vs. Auburn	L, 0-8



**Paul Mainieri**  
1995-2006

12 seasons  
533-213-3 (.714)

**1995 - RECORD: 40-21**

**MCC: 11-4 (1st West)**  
MCC Tournament Runner-up

**Anaheim Classic (1-2)**  
Fullerton, California

2/24	vs. Texas	L, 6-10
2/25	at Cal State Fullerton	L, 3-20
2/26	vs. Pepperdine	W, 14-5


**College Baseball Classic (3-0)**  
Kingdome  
Seattle, Washington

3/7	vs. Washington	W, 21-10
3/4	vs. Washington State	W, 2-1

3/5	vs. Nevada	W, 11-4
-----	------------	---------

**Irish Baseball Classic (2-2)**  
Wolf Stadium  
San Antonio, Texas

3/11	vs. George Washington	W, 3-0
3/12	vs. Baylor	L, 1-2
3/13	vs. Nebraska	W, 5-3
3/14	vs. Baylor	L, 4-10



**Christian Parker's** strong 1996 season (8-3, 4.24 ERA, 56 Ks) led to him being selected by the Montreal Expos in the fourth round of the 1996 draft. He later was traded to the New York Yankees organization and drew an opening-week start with the Yankees in 2001.

**Did You Know?**

Notre Dame ended the 1994 season with an 8-0 shutout loss to Auburn in the NCAAs but the Irish then scored in their next 133 games (1995-97) to set the team record for scoring streak. That mark was broken with a 231-game scoring streak from 1999-2002 while the 2002-06 teams combined to score in 215 straight.



Notre Dame's record-setting 1997 lineup, led by assistant coach **Cory Mee** (from left), included the following players (listed in typical batting order): senior CF **Randall Brooks** (.366, 3 HR), freshman RF **Jeff Perconte** (.283, 3 HR), senior C/DH **Mike Amrhein** (.394, 14 HR), sophomore DH/C **Jeff Wagner** (.374, 17 HR), freshman SS **Brant Ust** (.372, 11 HR), sophomore LF **Allen Greene** (.365, 7 HR), freshman 1B **Jeff Felker** (.319, 4 HR), junior 2B **Todd Frye** (.308, 0 HR) and senior 3B **J.J. Brock** (.365, 3 HR).

**Wolff Stadium (2-2)**  
**San Antonio, Texas**

3/15	vs. Texas-Pan American	W, 7-6
3/15	vs. Texas-Pan American	L, 1-5
3/16	vs. Texas-Pan American	W, 13-4
3/19	vs. Texas-San Antonio	L, 3-7
3/21	at Indiana State	L, 8-12
3/24	at Miami (FL)	L, 4-9
3/25	at Miami (FL)	L, 4-12
3/26	at Miami (FL)	W, 5-2
3/28	at Indiana	W, 12-3
3/29	Bowling Green	L, 4-5
3/30	Cincinnati	W, 5-4
4/1	Butler	W, 11-5
4/1	Butler	W, 15-5
4/2	Butler	W, 3-1
4/2	Butler	W, 17-5
4/5	Chicago State	W, 4-1
4/6	at Bowling Green	W, 17-8
4/7	Wisconsin-Milwaukee	L, 6-10
4/8	Wisconsin-Milwaukee	W, 7-6
4/8	Wisconsin-Milwaukee	W, 10-1
4/11	Illinois	W, 15-4
4/12	at Purdue	L, 2-5
4/13	Siena Heights	W, 13-2
4/15	Detroit	W, 4-2
4/16	Detroit	W, 11-5
4/18	Duquesne	W, 11-1
4/18	Duquesne	W, 16-1
4/19	Purdue	W, 7-2
4/21	Indianapolis	W, 4-3
4/21	Indianapolis	W, 3-2
4/22	Illinois-Chicago	W, 6-0
4/22	Illinois-Chicago	W, 10-3
4/23	Illinois-Chicago	W, 11-0
4/23	Illinois-Chicago (10)	L, 4-6
4/25	Alabama	W, 5-3
4/26	Alabama	L, 1-9
4/27	Eastern Illinois	W, 9-3
4/29	at Northern Illinois	L, 3-4
4/29	at Northern Illinois	L, 5-6
4/30	at Northern Illinois	W, 17-7
4/30	at Northern Illinois	W, 7-4
5/2	vs. Michigan (OKP) (16)	L, 6-7
5/4	at Central Michigan	L, 3-8
5/4	at Central Michigan	L, 7-8
5/5	Northeastern Illinois	W, 4-1
5/5	Northeastern Illinois	W, 3-1



**Alex Shilliday's stellar four-year career (25-17, 4.41 ERA, 265 Ks in 290 IP from 1996-99) included five shutout innings to beat Florida State in the 1998 season opener (H, BB, 6 Ks) and the first two innings in Notre Dame's near-no-hit victory versus Miami in 1999 (1-0).**

**MCC Tournament (3-2)**  
**Coveleski Stadium**  
**South Bend, Indiana**

5/13	Xavier	W, 9-7
5/14	Wright State	W, 11-8
5/15	Wright State	L, 6-8
5/16	Northern Illinois	W, 12-4
5/16	Wright State	L, 5-8

*OKP Grand Rapids, Mich. (Old Kent Park)*

**1996 - RECORD: 44-18**

**BIG EAST: 13-7 (3rd National)**  
**BIG EAST Tournament Runner-up**  
**NCAA Tournament**

2/17	at Georgia Tech	L, 4-12
2/18	at Georgia Tech	L, 4-9

**Service Academies Classic (3-1)**  
**Millington, Tennessee**

2/23	vs. Army (7)	W, 12-3
2/23	vs. Navy (7)	W, 1-0
2/24	vs. Air Force (7)	W, 12-8
2/25	vs. Memphis	L, 2-4
3/1	at New Orleans	W, 8-3

3/2	at New Orleans	L, 7-11
3/3	at New Orleans	L, 7-12

**Husky Classic (2-1)**  
**Kingdome**  
**Seattle, Washington**

3/8	vs. Lewis and Clark St.	W, 12-6
3/9	vs. Long Beach State (8)	W, 8-4
3/10	vs. Washington (6)	L, 1-2

**Irish Baseball Classic (4-0)**  
**Wolff Stadium**  
**San Antonio, Texas**

3/13	vs. Oral Roberts	W, 6-2
3/14	vs. Southern Illinois	W, 6-2
3/15	vs. Indiana	W, 10-4
3/16	vs. Oral Roberts	W, 10-6
3/23	at Boston College (7)	W, 9-0
3/23	at Boston College	W, 6-1
3/24	at Providence (7)	L, 2-18
3/24	at Providence	W, 10-7
3/27	Indiana State	W, 5-4
3/28	Northeastern Illinois	W, 6-3
3/30	Indiana Tech (7)	W, 5-0
3/30	Indiana Tech	W, 13-4
4/1	Butler	W, 3-0
4/2	Bowling Green	W, 7-2
4/3	Eastern Illinois	W, 5-0
4/4	St. John's (7)	W, 7-3
4/6	Connecticut (7)	W, 7-6
4/6	Connecticut	L, 9-10
4/8	Wisconsin-Milwaukee	W, 8-6
4/10	Chicago State	W, 10-7
4/11	Toledo	W, 8-6
4/13	Rutgers (8)	L, 2-4
4/13	Rutgers	W, 5-3
4/14	Rutgers	L, 7-10
4/16	at Northwestern	W, 11-10
4/17	Purdue	W, 7-4
4/18	Valparaiso	W, 11-3
4/20	at Georgetown (7)	L, 3-6
4/20	at Georgetown	W, 7-3
4/21	at Georgetown	W, 7-0
4/23	at Illinois	L, 3-13
4/24	St. Norbert (7)	W, 13-0
4/24	St. Norbert (7)	W, 13-1
4/27	West Virginia (7)	L, 4-6
4/27	West Virginia	L, 5-8
4/30	Pittsburgh (7)	W, 8-3
4/30	Pittsburgh	W, 2-0
5/2	Michigan	W, 8-3
5/4	Seton Hall (7)	W, 7-1
5/4	Seton Hall	W, 15-1
5/5	Seton Hall	W, 10-1

**BIG EAST Championship (4-2)**  
**Dodd Stadium**  
**Norwich, Connecticut**

5/14	vs. West Virginia	L, 8-10
5/15	vs. Villanova	W, 7-3
5/17	vs. Providence	W, 4-2
5/17	vs. St. John's	W, 4-0
5/18	vs. West Virginia	W, 5-2
5/18	vs. West Virginia	L, 4-7

**NCAA Tournament (1-2)**  
**South I Regional**

**University of Alabama**  
**Tuscaloosa, Alabama**

5/23	vs. Virginia	W, 12-1
5/24	vs. Stetson	L, 6-7
5/25	vs. Virginia	L, 1-7

**1997 - RECORD: 41-19**

**BIG EAST: 15-6 (1st National)**  
**BIG EAST Tournament: 2-2**

**Long Beach State Classic (0-3)**

**Blair Field**  
**Long Beach, California**

2/21	at Long Beach State	L, 8-10
2/22	vs. USC	L, 4-14
2/23	vs. Mississippi (8)	L, 5-11
2/27	vs. Christian Brothers!	W, 12-1

**Service Academies Classic (2-0)**

**USA Stadium**  
**Millington, Tennessee**

2/27	vs. Army (7)	W, 8-0
2/28	vs. Arkansas (7)	W, 8-5

**Wolff Stadium (2-3)**  
**San Antonio, Texas**

3/7	vs. Southwest Texas	W, 9-5
3/8	vs. Penn State	L, 2-9
3/9	vs. Texas-Pan Am.	W, 5-4
3/10	vs. Texas-Pan Am. (7)	L, 0-2
3/10	vs. Texas-Pan Am. (7)	L, 2-5

**Irish Baseball Classic (3-2)**

**Wolff Stadium**  
**San Antonio, Texas**



**Mike Amrhein** was a 99th-round pick of the New York Yankees after a disappointing junior season ('96) but he returned for a memorable 1997 (.394, 14 HR, 71 RBI) and was selected in the 10th round by the Chicago Cubs.

**Did You Know?**

Notre Dame played 38 consecutive doubleheaders from 1997-2001 without being swept by the opponent, with the Irish posting a 68-19 conference record (.782) during that stretch spanning parts of five seasons.



**Jeff Wagner** (left) and **Brant Ust** (right) spent three seasons together on the Notre Dame baseball team (1997-99). Both players ended their careers after the '99 season, with Wagner holding off the younger Ust in homers, 49 to 46.

### Did You Know?

Notre Dame compiled a 99-31-1 combined record during the 2001 and '02 seasons, representing the third-most wins in Division I baseball during that two-year span (behind Florida State's 107 and South Carolina's 106). More than half (16) of Notre Dame's 31 losses during those two seasons came by a single run, plus four two-run losses – with an average loss margin of only 2.7 runs during Notre Dame's 2001 and '02 defeats. Notre Dame's eight postseason losses in 2001 and '02 included five by one run, one by two runs and another by three runs (with a 1.9 average postseason margin of defeat in that two-year span).

3/12	vs. Penn State (11)	W, 9-8
3/13	vs. Creighton	W, 7-3
3/14	vs. Northeastern Illinois	W, 7-2
3/15	vs. NE Illinois (7)	L, 5-10
3/15	vs. Creighton	L, 5-8
3/20	IUPUI (12)	W, 8-7
3/22	at Seton Hall (7)	L, 4-5
3/22	at Seton Hall	L, 0-16
3/23	at Seton Hall	L, 10-16
3/25	Western Michigan	W, 16-6
3/26	Northeastern Illinois	W, 11-4
3/27	Central Michigan	W, 14-9
3/29	at Connecticut (7)	W, 7-2
4/2	Eastern Illinois	W, 7-5
4/3	Wisconsin-Milwaukee (7)	W, 12-7
4/3	Wisconsin-Milwaukee (7)	L, 1-2
4/5	Providence (7)	W, 10-5
4/5	Providence	W, 14-10
4/6	Boston College (7)	W, 11-6
4/6	Boston College	W, 16-3
4/10	IUPUI (7)	W, 11-3
4/10	IUPUI (7)	W, 6-3
4/13	at Rutgers (7)	W, 3-2
4/13	at Rutgers	L, 14-15
4/14	at Rutgers	W, 6-5
4/15	at Purdue	W, 6-4
4/16	Bowling Green	W, 4-0
4/17	Indiana Tech (10)	W, 8-7
4/19	Villanova (7)	W, 4-3
4/19	Villanova	W, 14-3
4/20	Villanova	W, 10-8
4/22	vs. Michigan (OKP)	L, 3-4
4/23	Northwestern	L, 3-12
4/24	Toledo	W, 15-9
4/26	at West Virginia (7)	L, 5-7
4/26	at West Virginia	W, 7-6
4/27	at Pittsburgh (8)	W, 11-8
4/27	at Pittsburgh	L, 6-7
4/29	Valparaiso	W, 10-6
5/1	Chicago State	W, 7-5
5/3	Georgetown (7)	W, 14-0
5/3	Georgetown	W, 11-1
5/4	Georgetown	W, 12-1

5/9	IUPUI	W, 14-3
5/10	University of Chicago	W, 3-1

### BIG EAST Championship (2-2)

#### Dodd Stadium

#### Norwich, Connecticut

5/13	vs. Villanova	L, 5-10
5/14	vs. Seton Hall	W, 4-3
5/15	vs. West Virginia	W, 8-1
5/15	vs. Villanova (11)	L, 4-5

*Millington, Tenn. (USA Stadium)  
OKP Grand Rapids, Mich. (Old Kent Park)*

### 1998 – RECORD: 41-17

#### BIG EAST: 15-4 (2nd)

#### BIG EAST Tournament Runner-up

### ACC/Disney Blast (1-2)

#### Disney Wide World of Sports Stadium

#### Orlando, Florida

1/30	vs. Florida State	W, 10-1
1/31	vs. North Carolina State	L, 8-10
2/1	vs. Duke	L, 1-3
2/14	at New Orleans (11)	L, 3-4
2/14	vs. Loyola (LA)!	W, 5-2
2/20	at Miami (FL)	L, 3-18
2/21	at Miami (FL)	L, 2-27
2/22	at Miami (FL)	L, 3-17
2/25	Central Michigan	W, 7-5

### Diamond Classic (3-0)

#### Bosse Field

#### Evansville, Indiana

2/27	at Evansville	W, 6-1
2/28	vs. Purdue	W, 12-6
3/1	vs. Indiana	W, 6-5

### Wolff Stadium (2-1)

#### San Antonio, Texas

3/7	vs. Southwest Texas	L, 4-9
3/8	vs. Southwest Texas	W, 8-0
3/9	vs. Brigham Young	W, 15-4

### Irish Baseball Classic (1-0)



**Paul O'Toole** circles the bases after hitting a booming two-run shot over the Dudy Noble Field rightfield fence in Notre Dame's stunning 7-0 win over Mississippi State at the 2000 NCAA Starkville Regional. O'Toole also had a two-run double in the game and was one of five Irish players named to the all-regional team, with the others including senior 1B **Jeff Felker**, senior RHP **Danny Tamayo**, junior SS **Alec Porzel** and freshman LF **Kris Billmaier**.

### Wolff Stadium

#### San Antonio, Texas

3/11	vs. Southern Illinois	W, 4-3
3/24	Cincinnati	W, 3-2
3/25	Indiana Tech	L, 2-7
3/26	Northeastern Illinois (7)	L, 4-10
3/26	Northeastern Illinois (7)	W, 11-6
3/27	Indiana Tech	W, 15-3
3/28	Georgetown (7)	W, 7-6
3/28	Georgetown	W, 19-7
3/29	Georgetown	W, 10-2
4/1	Western Michigan	W, 8-1
4/2	Bowling Green (11)	W, 6-4
4/4	at Boston College (7)	W, 5-2
4/4	at Boston College	W, 6-4
4/5	at Boston College	W, 16-6
4/7	Ball State	L, 3-4
4/8	Chicago State	W, 11-5
4/11	Villanova (7)	W, 9-4
4/11	Villanova	W, 14-10
4/13	Wisconsin-Milwaukee (7)	W, 4-1
4/14	Manchester (7)	W, 11-1
4/14	Manchester (7)	W, 3-2
4/15	Purdue	W, 7-1
4/18	vs. Pittsburgh (TRS) (7)	W, 11-0
4/18	vs. Pittsburgh (TRS)	W, 12-1
4/21	vs. Michigan (OKP)	W, 9-1
4/22	Valparaiso (9)	W, 1-0
4/22	Valparaiso (7)	W, 3-1
4/23	Toledo	W, 15-4
4/25	at Seton Hall (7)	L, 4-5
4/25	at Seton Hall	W, 11-3
4/27	at Seton Hall	W, 6-1
4/28	Michigan State	L, 1-4
5/2	West Virginia (7)	W, 4-3
5/2	West Virginia (10)	L, 9-11
5/3	West Virginia (15)	W, 5-3
5/9	St. John's (7)	L, 0-3
5/9	St. John's	W, 2-1
5/10	St. John's	L, 5-6

5/14	vs. St. John's	W, 3-2
5/15	vs. Rutgers (10)	L, 6-7
5/16	vs. Providence	W, 9-7
5/16	vs. Rutgers	L, 0-12

*New Orleans, La. (Univ. of New Orleans)*

*TRSPittsburgh, Pa. (Three Rivers Stadium)*

*OKP Grand Rapids, Mich. (Old Kent Park)*

### 1999 – RECORD: 43-18

#### BIG EAST: 20-5 (1st)

#### BIG EAST Tournament: 1-2

#### NCAA Tournament

2/19	vs. James Madison!	W, 8-4
2/19	at Florida International	L, 1-14
2/20	at Florida International	L, 2-3
2/21	at Florida International	L, 0-12

### Univ. of New Orleans Invitational

#### (2-1)

#### Maestri Field

#### New Orleans, LA

2/26	vs. Missouri (8)	L, 1-13
2/27	at New Orleans	W, 14-11
2/28	vs. Southern Illinois	W, 15-5

### V.J. Keefe Field (2-2)

#### San Antonio, Texas

3/6	vs. Penn State	L, 5-6
3/7	vs. Penn State	W, 3-1
3/7	vs. Yale	L, 3-4
3/8	vs. Dallas	W, 19-16

### Irish Baseball Classic (4-0)

#### Wolff Stadium

#### San Antonio, Texas

3/10	vs. Penn State	W, 6-3
3/11	vs. Creighton	W, 5-4
3/12	vs. St. Mary's (TX)	W, 4-3
3/13	vs. Creighton	W, 5-3
3/20	at West Virginia (7)	W, 4-1
3/20	at West Virginia	W, 6-4
3/23	Western Michigan	W, 12-8
3/27	at Villanova (RAF) (7)	W, 4-0
3/27	at Villanova (RAF)	W, 10-8
3/28	at Rutgers (7)	W, 10-1
3/28	at Rutgers	L, 1-17
3/30	Wisconsin-Milwaukee	W, 7-6



Notre Dame celebrates its championship at the 2001 Fresno State Classic, with the Irish later going on to claim the number-one national ranking.



The senior pitching duo of **Aaron Heilman** (left) and **Danny Tamayo** combined in 2001 for a 23-3 record in 227 innings, with a 2.22 combined ERA and .202 opponent batting average, 217 Ks (8.6/9 IP), 48 walks (1.9/9 IP) and 166 hits allowed (6.6/9 IP), plus 17 complete games between them and three shutouts each.

4/1 Providence (7)	W, 5-4
4/1 Providence	W, 6-5
4/3 Connecticut (7)	W, 11-7
4/3 Connecticut	W, 11-8
4/5 Detroit	W, 6-4
4/6 at Northwestern	L, 10-20
4/7 Bowling Green	W, 14-10
4/10 Pittsburgh (7)	W, 4-1
4/10 Pittsburgh	W, 3-2
4/11 Pittsburgh	W, 9-8
4/14 Cleveland State	W, 6-3
4/17 Boston College (8)	L, 7-10
4/17 Boston College	W, 9-6
4/18 Boston College	W, 11-8
4/20 vs. Michigan (OKP)	W, 14-4
4/22 Central Michigan	W, 3-1
4/24 Seton Hall (7)	W, 8-7
4/24 Seton Hall	L, 1-7
4/25 Seton Hall	W, 17-8
4/27 Illinois-Chicago (5)	W, 3-1
4/28 Chicago State (7)	L, 4-6
4/30 Oakland (MI) (10)	W, 7-6
5/1 Oakland (MI) (7)	W, 9-1
5/1 Oakland (MI)	W, 10-5
5/8 at Georgetown (7)	W, 8-2
5/8 at Georgetown	W, 11-5
5/9 at Georgetown	W, 11-5
5/11 Miami (FL)	L, 3-5
5/12 Miami (FL)	W, 1-0
5/15 at St. John's (7)	L, 4-5
5/15 at St. John's	W, 5-2
5/16 at St. John's	L, 5-14

**BIG EAST Championship**  
**Waterfront Stadium**  
**Trenton, New Jersey (1-2)**

5/19-20 vs. West Virginia	W, 7-2
5/21 vs. Seton Hall	L, 3-11
5/22 vs. Providence	L, 4-8

**NCAA South Bend Regional (1-2)**  
**Eck Stadium**  
**South Bend, Indiana**

5/28 Creighton	W, 8-1
5/29 Cal State Fullerton	L, 3-6
5/29 Michigan	L, 5-11

*!Miami, Fla. (Florida International)*  
*RAFP/Philadelphia (Richie Ashburn Field)*  
*OKP/Grand Rapids, Mich. (Old Kent Park)*

**2000 - RECORD: 46-18**  
**BIG EAST: 18-7 (2nd)**

**BIG EAST Tournament: 1-2**

**NCAA Tournament**

**Service Academies Classic (2-1)**

**Millington and Memphis, Tennessee**

2/24 vs. Air Force	W, 6-0
2/25 vs. Ohio State	L, 4-5
2/27 at Memphis	W, 4-3

**Hornel Foods Baseball Classic (2-1)**

**Metrodome**

**Minneapolis, Minnesota**

3/3 vs. Wake Forest	W, 8-5
3/4 vs. Minnesota	L, 7-9
3/5 vs. Georgia	W, 6-4
3/7 Manchester College	W, 5-1

**Kellen Clubs Classic (7-1)**

**Wolfson Park (3/11)**

**University of North Florida (3/12-18)**

**Jacksonville, Florida (7-1)**

3/11 vs. Duquesne	W, 5-1
3/11 at Central Michigan	W, 5-0
3/12 vs. Illinois	W, 5-1
3/13 at North Florida	L, 1-6
3/15 vs. Butler	W, 3-2
3/16 vs. Iowa	W, 3-2
3/17 vs. Akron	W, 10-3
3/18 vs. Illinois	W, 12-3
3/22 Detroit	W, 10-3
3/25 at Villanova (RAF) (7)	W, 4-0
3/25 at Villanova (RAF) (10)	W, 7-3
3/26 at Villanova (RAF)	L, 5-11
3/29 Wisconsin-Milwaukee	L, 3-14
3/30 Siena Heights	W, 9-2
4/1 at Connecticut (7)	W, 8-3
4/1 at Connecticut	L, 1-8
4/2 at Connecticut	W, 9-2
4/5 Valparaiso	W, 7-2
4/6 IUPUI	W, 7-3
4/8 Boston College	W, 12-1
4/9 Boston College (7)	W, 10-6
4/9 Boston College	L, 1-11
4/11 Purdue	L, 5-7
4/12 Bowling Green	W, 2-1
4/13 Toledo	W, 6-3
4/15 at West Virginia (10)	W, 3-1
4/15 at West Virginia	L, 2-7
4/16 at West Virginia	W, 4-3
4/18 Chicago State	W, 12-2
4/18 Chicago State	W, 4-1

4/20 at Seton Hall (7)	W, 11-5
4/20 at Seton Hall	W, 5-1
4/22 at Georgetown (7)	W, 5-1
4/22 at Georgetown	W, 12-1
4/25 vs. Western Michigan (SF) L	7, 11-1
4/26 vs. Michigan (OKP) (11)	W, 5-4
4/27 Cleveland State	W, 9-6
4/29 St. John's (7)	W, 8-3
4/30 St. John's	L, 4-6
4/29 St. John's	W, 9-8
5/2 Northwestern	L, 4-9
5/3 Oakland	W, 9-3
5/3 Oakland	W, 5-3
5/6 Pittsburgh (7)	W, 7-0
5/6 Pittsburgh (10)	W, 11-8
5/7 Pittsburgh	L, 18-22
5/13 Rutgers (7)	L, 6-16
5/13 Rutgers	W, 4-3
5/14 Rutgers	W, 10-6

**BIG EAST Championship (1-2)**

**Somersets Ballpark**

**Bridgegewater, New Jersey**

5/17 vs. Boston College	L, 3-4
5/18 vs. Pittsburgh	W, 15-7
5/19 vs. Boston College	L, 5-6

**NCAA Starkville Regional (3-2)**

**Dudy Noble Field**

**Starkville, Mississippi**

5/26 vs. Tulane	W, 8-4
5/27 at Mississippi State	L, 1-8
5/27 vs. Tulane	W, 10-6
5/28 at Mississippi State	W, 7-0
5/28 at Mississippi State	L, 9-10

*RAFP/Philadelphia (Richie Ashburn Field)*

*OKP/Grand Rapids, Mich. (Old Kent Park)*

*SFKalamazoo, Mich. (Sutherland Field)*

**2001 - RECORD: 49-13-1**

**BIG EAST: 22-4 (1st)**

**BIG EAST Tournament: 1-2**

**NCAA Tournament**

**Mississippi State Classic (2-1)**

**Dudy Noble Field**

**Starkville, Mississippi**



**Matt Laird** (left) twirled a memorable complete game to beat Rutgers in the 2003 BIG EAST title game while his fellow senior pitcher **Brandon Viloria** – the first Hawaiian ever to monogram with the Irish baseball program – departed with Notre Dame's career record for lowest career walk average (1.61 per 9.0 innings).

2/17 vs. New Orleans	L, 6-7
2/17 at Mississippi State	W, 7-5
2/18 at Mississippi State (11)	W, 4-2

**Alamo Invitational (3-0)**

**V.J. Keefe Field**

**San Antonio, Texas**

2/23 vs. Texas-San Antonio	W, 8-3
2/24 vs. Texas-Pan American	W, 14-9
2/25 vs. Sam Houston State	W, 7-4

**Devil Rays Invitational (1-1)**

**Florida Power Park**

**St. Petersburg, Florida**

3/2 vs. Florida Atlantic	W, 3-0
3/3 vs. USF	L, 1-6
3/10 at Univ. of the Pacific	W, 5-2
3/10 vs. Eastern Michigan!	W, 4-3

**Fresno State Pepsi Classic (5-0-1)**

**Beiden Field**

**Fresno, California**

3/12 vs. New Mexico	W, 3-0
3/13 vs. Navy (10)	T, 4-4
3/14 at Fresno State (10)	W, 5-4
3/15 vs. Miami (OH) (11)	W, 3-2
3/16 vs. Illinois	W, 9-5
3/17 vs. Portland	W, 7-6
3/21 Cleveland State	W, 3-0
3/23 at Pittsburgh (7)	W, 3-0
3/23 at Pittsburgh	W, 3-0
3/25 at Virginia Tech (7)	L, 2-3
3/25 at Virginia Tech	L, 8-9
3/28 Toledo	W, 6-1
3/29 Hillsdale	W, 9-2
3/31 Seton Hall (7)	W, 6-0
3/31 Seton Hall	W, 6-1
4/1 Seton Hall	W, 15-3
4/3 Ball State	L, 3-4
4/4 Dayton	W, 8-1
4/7 at Rutgers (7)	W, 10-2
4/7 at Rutgers	W, 8-2
4/8 at Rutgers (11)	W, 5-4
4/10 Chicago State	W, 5-2
4/11 Detroit	W, 9-8





Tournament MVP **Matt Macri** (left) and ace pitcher **Grant Johnson** (above) helped the Irish win an unprecedented third straight BIG EAST tournament title in 2004.

4/12	Georgetown (7)	W, 15-4
4/12	Georgetown	W, 17-10
4/14	West Virginia (7)	W, 4-1
4/14	West Virginia	W, 8-1
4/19	Central Michigan	W, 6-4
4/21	Villanova (7)	W, 7-1
4/21	Villanova	W, 15-2
4/22	Villanova	W, 8-3
4/24	Bowling Green	W, 5-2
4/25	Valparaiso (7)	W, 7-3
4/25	Valparaiso (7)	L, 3-7
4/28	at St. John's (7)	W, 3-2
4/28	at St. John's	W, 5-0
4/29	at St. John's	W, 7-3
5/1	vs. Michigan (OKP)	W, 9-1
5/2	Western Michigan	L, 6-7
5/5	Connecticut (7)	W, 6-1
5/5	Connecticut	W, 13-12
5/6	Connecticut	L, 12-19
5/12	at Boston College (7)	W, 8-2
5/12	at Boston College	W, 8-4
5/13	at Boston College	L, 6-7

**BIG EAST Championship (1-2)**  
**Commerce Bank Ballpark**  
**Bridgewater, New Jersey**

5/17	vs. Virginia Tech	L, 3-4
5/18	vs. Rutgers	W, 6-2
5/18	vs. Virginia Tech	L, 2-5

**NCAA South Bend Regional (3-2)**  
**Eck Stadium**  
**South Bend, Indiana**

5/25	Wisconsin-Milwaukee	W, 12-4
5/27	Florida International (10)	L, 6-7
5/27	UC Santa Barbara (10)	W, 11-10
5/29	Florida International	W, 5-2
5/29	Florida International	L, 4-5

*Stockton, Calif. (Univ. of the Pacific)*  
*OKP Grand Rapids, Mich. (Old Kent Park)*

**2002 - RECORD: 50-18**

**BIG EAST: 18-8 (1st)**

**BIG EAST Tournament Champions**  
**NCAA Tournament**

**College World Series Participant**

**Univ. of New Orleans Invitational (1-2)**  
**Maestri Field**  
**New Orleans, LA**

2/22	vs. Missouri (10)	W, 7-6
------	-------------------	--------

2/23	at New Orleans	L, 7-8
2/24	vs. Southern Illinois	L, 2-6

**Homestead Challenge (3-1)**  
**Homestead Sports Complex**  
**Homestead, Florida**

3/1	vs. Duquesne	W, 6-0
3/2	vs. Fairfield	W, 6-4
3/2	vs. Florida International	L, 4-13
3/3	vs. Sacred Heart	W, 4-1

**Round Rock College Classic (1-3)**  
**Dell Diamond**  
**Round Rock, Texas**

3/8	vs. TCU	L, 3-7
3/9	vs. USC	W, 15-8
3/10	vs. Texas-Pan American	L, 5-6
3/11	vs. Creighton	L, 6-8

**Irish Baseball Classic (4-0)**  
**Wolff Stadium**  
**San Antonio, Texas**

3/13	vs. Creighton	W, 6-2
3/14	vs. Southern Illinois	W, 5-3
3/15	vs. Ark.-Little Rock	W, 7-5
3/16	vs. Southern Illinois	W, 3-2
3/23	at Connecticut (7)	L, 3-4
3/23	at Connecticut (11)	L, 8-9
3/24	at Connecticut	L, 6-13
3/28	at West Virginia (7)	L, 2-4
3/28	at West Virginia (10)	W, 10-6
3/30	at Georgetown (SPF) (7)	W, 10-6
3/30	at Georgetown (SPF)	W, 12-3
4/1	Brigham Young	W, 1-0
4/3	Valparaiso (7)	W, 16-0
4/3	Valparaiso (7)	W, 12-1
4/6	St. John's (7)	W, 4-1
4/6	St. John's	L, 3-4
4/7	St. John's	W, 5-2
4/9	Western Michigan	W, 5-4
4/11	Pittsburgh (7)	L, 5-7
4/11	Pittsburgh	W, 12-2
4/12	Virginia Tech (11)	W, 2-1
4/12	Virginia Tech	W, 4-2
4/15	Central Michigan	W, 10-9
4/16	Ball State	W, 10-1
4/17	Toledo	W, 15-4
4/20	at Seton Hall	W, 9-4

4/21	at Seton Hall (7)	W, 4-2
4/21	at Seton Hall	W, 6-1
4/23	Chicago State	W, 9-8
4/24	Bowling Green	W, 3-2
4/26	Arizona State	W, 9-4
4/30	vs. Michigan (OKP)	W, 7-4
5/1	Oakland (MI)	W, 11-5
5/4	Rutgers (7)	W, 6-5
5/4	Rutgers	W, 7-2
5/5	Rutgers	L, 0-11
5/11	at Villanova (RAF)	L, 7-8
5/12	at Villanova (RAF) (7)	W, 8-1
5/12	at Villanova (RAF)	W, 9-5
5/15	Rochester	W, 10-3
5/15	Detroit	W, 23-1
5/17	Boston College	W, 8-2
5/18	Boston College (7)	W, 10-6
5/18	Boston College	W, 5-2

**BIG EAST Championship (3-1)**  
**Commerce Bank Ballpark**  
**Bridgewater, New Jersey**

5/23	vs. Rutgers	W, 8-3
5/24	vs. Virginia Tech	W, 8-4
5/25	vs. Rutgers	L, 3-4
5/25	vs. Rutgers (10)	W, 3-2

**NCAA South Bend Regional (3-0)**  
**Eck Stadium**  
**South Bend, Indiana**

5/31	Ohio State	W, 8-6
6/1	South Alabama	W, 25-1
6/2	Ohio State	W, 9-6

**NCAA Florida State Super Regional (2-1)**  
**Hwyer Stadium**  
**Tallahassee, Florida**

6/7	at Florida State	W, 10-4
6/9	at Florida State	L, 5-12
6/10	at Florida State	W, 3-1

**College World Series (1-2)**  
**Rosenblatt Stadium**  
**Omaha, Nebraska**

6/15	vs. Stanford	L, 3-4
6/17	vs. Rice	W, 5-3
6/18	vs. Stanford	L, 3-5

*SPFBethesda, Md. (Shirley Povich Field)*  
*RAFFhildesheim (Riechie Ashburn Field)*  
*FTBBComstock Park, Mich. (5th/3rd Park)*



**Dan Kapala** (below) emerged as a top starter in 2005 and led the way in the NCAA Regional shutout of North Carolina.



Shortstop **Greg Lopez** captained the Irish in 2005 and '06 before earning Academic All-America honors and going on to attend medical school.

*OKP Grand Rapids, Mich. (Old Kent Park)*

**2003 - RECORD: 45-18**

**BIG EAST: 16-7 (3rd)**  
**BIG EAST Tournament Champions**  
**NCAA Tournament**

2/21	vs. Dayton!	W, 10-9
2/22	vs. Newman!	W, 15-5
2/22	at Arizona State	L, 3-16
2/24	at Arizona State	L, 8-14

**Metrodome Classic (1-2)**  
**Metrodome**  
**Minneapolis, Minnesota**

2/28	vs. Nebraska	L, 1-7
3/1	vs. Minnesota	L, 2-8
3/2	vs. Wake Forest (13)	W, 2-1

**Kennel Club Classic (6-1)**  
**Jacksonville, Florida**

3/8	vs. Vanderbilt (10) (UNF)	W, 3-1
3/10	vs. Navy (UNF)	W, 7-3
3/11	at North Florida	W, 6-1
3/12	at Jacksonville (10)	L, 6-9
3/13	vs. Eastern Illinois (UNF)	W, 3-2
3/14	vs. Navy (UNF)	W, 11-2
3/15	vs. Creighton (JU)	W, 10-3
3/23	at Villanova (13)	L, 2-3
3/24	at Villanova (7)	W, 3-2
3/24	at Villanova	W, 5-1
3/25	Toledo	W, 8-3
3/26	Purdue	W, 8-5
3/29	Georgetown (7)	W, 6-2
3/29	Georgetown	W, 13-3
3/30	Georgetown	W, 12-5
4/1	Detroit	W, 15-5
4/2	Valparaiso	W, 13-4
4/6	at St. John's (7)	W, 11-3
4/6	at St. John's	W, 18-3
4/9	Western Michigan	W, 7-1
4/10	Chicago State (7)	W, 9-3
4/10	Bowling Green (7)	W, 7-2
4/12	vs. Creighton (ROS)	W, 2-1
4/13	at Creighton	W, 13-12
4/14	Central Michigan	W, 8-3

4/15	Eastern Michigan	L, 3-5
4/17	Pittsburgh (7)	W, 5-2
4/17	Pittsburgh	L, 3-5
4/19	Seton Hall (7)	W, 4-3
4/19	Seton Hall	W, 9-3
4/22	Ball State	L, 1-3
4/23	Cleveland State	W, 13-1
4/24	IPFW	W, 13-3
4/26	Connecticut (7)	W, 3-2
4/26	Connecticut	W, 11-4
4/27	Connecticut	W, 6-3
4/29	vs. Michigan (FTBB)	L, 4-8
4/30	Oakland	W, 4-1
5/3	West Virginia (7)	W, 1-0
5/3	West Virginia	L, 5-7
5/4	West Virginia	L, 1-5
5/10	at Rutgers (7)	W, 2-0
5/10	at Rutgers	L, 2-10
5/11	at Rutgers (19)	L, 3-5
5/13	Cincinnati	W, 9-6
5/14	Butler (7)	W, 4-1
5/16	at Virginia Tech (7)	W, 12-4
5/16	at Virginia Tech	L, 5-11

**BIG EAST Championship (3-1)**

**Commerce Bank Ballpark  
Bridgewater, New Jersey**

5/22	vs. West Virginia	W, 9-1
5/23	vs. Rutgers	W, 9-3
5/24	vs. Rutgers	L, 11-15
5/24	vs. Rutgers	W, 11-3

**NCAA Fullerton Regional (2-2)**

**Goodwin Field  
Fullerton, California**

5/30	vs. Arizona	W, 13-5
5/31	at Cal State Fullerton	L, 3-4
5/31	vs. San Diego	W, 6-3
6/1	at Cal State Fullerton	L, 1-8

*Tempe, Ariz. (Arizona State)*  
*UNF Jacksonville, Fla. (Harmon Stadium)*  
*JJ Jacksonvill, Fla. (Sessions Stadium)*  
*ROSOmaha, Neb. (Rosenblatt Stadium)*  
*FTBBConstock Park, Mich. (5th/3rd Park)*

**2004 – RECORD: 51-12**

**BIG EAST: 20-6 (1st)**

**BIG EAST Tournament Champions  
NCAA Tournament**

**USC Classic (2-0)**

**Dedeaux Field  
Los Angeles, California**

2/20	vs. San Diego State	W, 7-1
2/21	at USC (7)	W, 3-1

**Florida Atlantic Classic (3-0)**

**FAU Baseball Stadium  
Boca Raton, Florida**

2/27	vs. Winthrop	W, 19-6
2/28	vs. Fla. Mem. (non-tour)	W, 12-3
2/28	at Florida Atlantic	W, 3-2
2/29	vs. Minnesota	W, 19-7

**Alamo City Irish Baseball Classic (3-1)**

**Wolff Stadium  
San Antonio, Texas**

3/6	vs. Southern Illinois (11)W,	12-11
3/7	vs. Texas-San Antonio	L, 9-17
3/8	vs. Penn State	W, 8-2

3/9 vs. Texas-San Antonio W, 13-5

**Round Rock College Classic (3-0)**

**Dell Diamond  
Round Rock, Texas**

3/11	vs. Penn State	W, 4-2
3/12	vs. Arizona	W, 4-2
3/13	vs. Texas Tech	W, 6-1
3/20	at Southern Illinois	L, 4-8
3/21	at Southern Illinois	W, 5-3
3/23	Central Michigan	L, 1-4
3/24	Detroit	W, 16-6
3/27	at West Virginia (10)	W, 5-3
3/27	at West Virginia	W, 4-0
3/28	at West Virginia	W, 6-2
3/31	Western Michigan	W, 12-3
4/1	Hillsdale	W, 10-2
4/3	Villanova (7)	W, 15-7
4/3	Villanova (10)	W, 6-5
4/4	Villanova	W, 13-1
4/6	Chicago State	W, 15-5
4/7	Valparaiso	W, 9-3
4/10	Boston College (7)	L, 4-7
4/10	Boston College	W, 6-4
4/12	St. John's (7)	W, 7-1
4/12	St. John's	L, 1-2
4/14	Oakland	W, 17-5
4/17	vs. Georgetown (SPF) (7)	W, 18-7
4/17	vs. Georgetown (SPF)	W, 11-4
4/18	vs. Georgetown (SPF)	W, 9-6
4/21	Toledo	W, 9-3
4/23	at Seton Hall (7)	L, 2-4
4/23	at Seton Hall	W, 4-3
4/25	at Pittsburgh (7)	L, 6-8
4/25	at Pittsburgh	L, 6-7
4/27	Ball State (15)	W, 7-6
4/28	Cleveland State	L, 5-12
4/29	Manchester	W, 10-0
4/30	IPFW	W, 7-5
5/9	at Connecticut (7)	W, 4-0
5/9	at Connecticut	W, 11-4
5/10	at Connecticut	W, 16-8
5/12	vs. Michigan (FTBB)	W, 7-3
5/15	Rutgers (7)	W, 1-0
5/15	Rutgers	W, 7-1
5/16	Rutgers	W, 5-3
5/18	Central Florida	W, 4-0
5/19	Central Florida	W, 3-2
5/21	Virginia Tech	W, 9-0
5/22	Virginia Tech	L, 10-11
5/23	Virginia Tech	W, 2-1

**BIG EAST Championship (3-0)**

**Commerce Bank Ballpark  
Bridgewater, New Jersey**

5/27	vs. Boston College	W, 3-2
5/28	vs. St. John's	W, 9-2
5/29	vs. Boston College	W, 11-5

**NCAA South Bend Regional (2-2)**

**Eck Stadium  
South Bend, Indiana**

6/4	Kent State	L, 1-2
6/4	California-Irvine	W, 6-5
6/5	Kent State	W, 7-1
6/6	Arizona	L, 6-7

*SPFBethesda, Md. (Shirley Povich Field)*  
*FTBBConstock Park, Mich. (5th/3rd Park)*

**2005 – RECORD: 38-24-1**

**BIG EAST: 14-9-1 (3rd)**  
**BIG EAST Tournament Champions**  
**NCAA Tournament**

2/18	vs. Florida A&M!	W, 18-3
2/19	at Central Florida!	L, 1-2
2/19	vs. Florida A&M!	W, 4-3
2/20	at Central Florida!	W, 4-2
2/26	vs. Dayton@	W, 10-2
2/26	vs. Dayton@ (11)	L, 9-13
2/27	vs. Dayton@	L, 10-11

**Round Rock College Classic (0-2)**

**Dell Diamond  
Round Rock, Texas**

3/5	vs. Texas A&M	L, 5-13
3/7	vs. Texas State	L, 5-10

**Alamo City Irish Baseball Classic (2-2)**

**Wolff Stadium  
San Antonio, Texas**

3/9	vs. Texas-San Antonio	L, 4-9
3/10	vs. Southwest Missouri	W, 6-4
3/11	vs. Oral Roberts	L, 8-15
3/12	vs. Southwest Missouri	W, 12-11
3/17	vs. Northern Illinois#	W, 10-6
3/18	at Evansville#	L, 3-10
3/19	vs. South Dakota State#	W, 10-3
3/22	Cincinnati	W, 4-14
3/24	Georgetown (7)	W, 6-2
3/24	Georgetown (12)	L, 8-9
3/26	Seton Hall	W, 8-2
3/26	Seton Hall	W, 4-1
3/29	Western Michigan	W, 9-5
3/30	Chicago State	W, 15-3
4/4	at Rutgers (7)	L, 3-5
4/4	at Rutgers (10)	L, 10-11
4/5	Toledo	W, 6-2
4/6	Ball State	L, 5-14
4/9	vs. Boston College\$ (7)	L, 2-8
4/9	vs. Boston College\$	W, 3-2
4/10	vs. Boston College\$	W, 3-0
4/12	Bowling Green	W, 14-2
4/13	Central Michigan (8)	L, 4-10
4/16	Connecticut	W, 4-2
4/16	Connecticut	W, 7-1
4/17	Connecticut	W, 9-7
4/20	Purdue (CS) (12)	W, 9-7
4/21	Valparaiso	W, 9-8
4/22	Villanova	W, 5-2
4/25	Villanova (7)	W, 9-4
4/25	Villanova (10)	T, 7-7
4/27	Manchester	W, 5-0
4/29	Cleveland State (13)	W, 7-6
4/30	Cleveland State	W, 13-3
5/7	at St. John's	L, 2-3
5/7	at St. John's (10)	L, 5-6
5/8	at St. John's	L, 1-3
5/10	Oakland	W, 7-2
5/11	vs. Michigan (FTBB)	L, 6-7
5/15	at Pittsburgh (7)	L, 1-4
5/15	at Pittsburgh	L, 5-8
5/16	at Pittsburgh	W, 21-1
5/17	Southern California	W, 13-6
5/18	Southern California	L, 3-9
5/20	West Virginia (7)	W, 3-1
5/20	West Virginia	W, 5-1
5/21	West Virginia	W, 7-3

**BIG EAST Championship (3-0)**

**Commerce Bank Ballpark  
Bridgewater, New Jersey**

5/26	vs. Boston College	W, 6-5
5/27	vs. Pittsburgh	W, 4-2
5/28	vs. Pittsburgh	W, 11-4

**NCAA Gainesville Regional (2-2)**

**McKethan Stadium  
Gainesville, Florida**

6/3	vs. North Carolina	L, 1-5
6/4	vs. Stetson	W, 7-4
6/5	vs. North Carolina	W, 3-0
6/5	at Florida	L, 3-23

*!Orlando, Fla. (Bergman Stadium)*

*@Mesa, Ariz. (Hohokam Park)*  
*#Evansville, Ind. (Braun Stadium)*  
*\$Brookton, Mass. (Campanelli Stadium)*  
*CSSouth Bend, Ind. (Coveleski Stadium)*  
*FTBBConstock Park, Mich. (5th/3rd Park)*

**2006 – RECORD: 45-17-1**

**BIG EAST: 21-5-1 (1st)**

**BIG EAST Tournament Champions**

**NCAA Tournament**

**Service Academies Classic (1-2)**

**USA Baseball Stadium  
Millington, Tennessee**

2/23	vs. Ind. St. (non-SAC)	W, 3-0
2/24	vs. Air Force	W, 8-2
2/25	vs. Memphis (10)	L, 6-7
2/26	vs. Oklahoma	L, 3-4

**Dairy Queen Classic (0-3)**

**Metrodome  
Minneapolis, Minnesota**

3/3	vs. Nebraska	L, 1-11
3/4	vs. Minnesota	L, 0-8
3/5	vs. Arizona (10)	L, 0-2

**UTSA Express College Classic (4-0)**

**Wolff Stadium  
San Antonio, Texas**

3/10	vs. Texas A&M	W, 5-4
3/11	vs. Iowa	W, 16-2
3/12	vs. Illinois	W, 4-2
3/13	vs. Iowa	W, 6-2



*Shortstop Brett Lilley not only finished his career as the NCAA leader in career hit-by-pitches, but he also earned first team Academic All-American in back-to-back seasons.*

### Did You Know?

The Notre Dame baseball program has seen 68 of its players selected in the Major League Baseball draft during the past 18 seasons (1995-2013), led by 31 who were selected in the first 15 rounds and 12 elite prospects who were selected in rounds 1-5. Those players include numerous who have advanced to class AAA, one position player and seven pitchers who have reached the big leagues, including **A.J. Pollock** (Diamondbacks), **Brad Lidge** (Phillies, Nationals), **Jeff Samardzija** (Cubs), **John Axford** (Brewers, Cardinals, Indians), **Jeff Manship** (Twins, Rockies), **Aaron Heilman** (Mets, Cubs, Diamondbacks), **Kyle Weiland** (Red Sox, Astros) and **David Phelps** (Yankees).

### Alamo City Irish Baseball Classic (3-1)

#### Wolff Stadium

##### San Antonio, Texas

3/16	vs. Iowa	W, 7-5
3/17	vs. Southern Illinois	W, 12-2
3/17	vs. Iowa	L, 8-10
3/18	vs. Southern Illinois	W, 4-0
3/21	Wright State	L, 2-4
3/22	Central Michigan	W, 11-9
3/25	vs. Georgetown (SPF)	L, 3-8
3/25	vs. Georgetown (SPF)	W, 12-2
3/26	vs. Georgetown (SPF)	W, 6-3
3/28	Valparaiso	W, 12-0
3/29	Western Michigan	W, 2-0
3/31	Pittsburgh	W, 6-1
4/1	Pittsburgh	W, 4-3
4/2	Pittsburgh	W, 9-8
4/4	Chicago State	W, 6-4
4/5	Ball State	W, 6-4
4/7	at USF	W, 9-6
4/8	at USF	W, 10-4
4/9	at USF	W, 10-1
4/11	Oakland	W, 15-1
4/12	Manchester	W, 8-2
4/13	St. John's	W, 9-2
4/13	St. John's	W, 13-7
4/15	St. John's	W, 7-5
4/18	Toledo	W, 8-2
4/19	IPFW (10)	W, 4-3
4/21	Rutgers	W, 11-5
4/22	Rutgers	W, 15-3
4/23	Rutgers	W, 14-12
4/24	Purdue	W, 2-1
4/26	Bowling Green	L, 8-11
4/29	at Connecticut	W, 7-6
4/29	at Connecticut	W, 7-3
4/30	at Connecticut (13)	T, 1-1
5/2	Cleveland State	W, 12-1
5/5	Louisville	W, 11-3
5/6	Louisville	L, 4-5
5/7	Louisville	L, 6-9
5/13	at Seton Hall	L, 6-7
5/13	at Seton Hall	W, 14-12
5/14	at Seton Hall	L, 1-2
5/16	vs. Michigan (FTBB)	L, 1-3
5/18	at Villanova (VB)	W, 3-1
5/19	at Villanova (VB)	W, 6-2
5/20	at Villanova (VB)	W, 12-1

### BIG EAST Championship (4-1)

#### Bright House Networks Field Clearwater, Florida

5/23	vs. USF	W, 3-1
------	---------	--------

5/24	vs. West Virginia	W, 12-4
5/26	vs. St. John's	L, 1-10
5/26	vs. St. John's	W, 5-3
5/27	vs. Louisville	W, 7-0

### NCAA Lexington Regional (0-2)

#### Hagan Stadium

##### Lexington, Kentucky

6/2	vs. Coll. of Charleston (16)	L, 4-5
6/3	at Kentucky	L, 4-10

#### SPB Bethesda, Md. (Shirley Povich Field)

#### FTBB Comstock Park, Mich. (5th/3rd Park)

#### VB Plymouth Meeting, Pa. (Villanova Ballpark)



### Dave Schrage

2007-10

4 seasons

119-104-1 (.533)

### 2007 - RECORD: 28-28

### BIG EAST: 11-15 (7th)

### BIG EAST Tournament: 0-2

2/17	vs. Prairie View A&M!	W, 15-8
2/17	vs. Texas State!	L, 1-2
2/18	vs. Texas State!	L, 0-6

### Baseball at the Beach (1-2)

#### Coastal Federal Field

##### Myrtle Beach, South Carolina

2/23	vs. UNC Wilmington	L, 4-9
2/24	vs. TCU	W, 4-1
2/25	vs. Coastal Carolina	L, 0-4

### Stetson Invitational (1-2)

#### Melching Field

##### DeLand, Florida

3/2	at Stetson	L, 4-5
3/3	vs. Iowa (6)	L, 1-8
3/4	vs. Nebraska (7)	W, 16-6

### Clearwater College Classic (1-2)

#### Jack Russell Stadium

##### Clearwater, Florida

3/10	vs. Sacred Heart	L, 0-3
3/11	vs. Duquesne	W, 14-3
3/11	vs. Harvard	L, 0-4
3/12	at Webber Int'l (10)	W, 11-8

### Florida Gulf Coast Classic (3-1)

#### Swanson Stadium

##### Ft. Myers, Florida

3/14	vs. Dayton	W, 11-4
3/15	vs. New York Tech	W, 12-1
3/16	vs. Florida Gulf Coast	L, 3-5
3/17	vs. Dayton	W, 5-2
3/20	Cleveland State	W, 5-3

3/21	Western Michigan	W, 17-9
3/23	USF	W, 1-0
3/24	USF	L, 10-13
3/25	USF	L, 1-9
3/27	Central Michigan	L, 4-8
3/28	Chicago State	W, 14-4
3/30	at Pittsburgh	L, 2-4
3/31	at Pittsburgh	L, 0-5
4/3	Oakland	W, 7-3
4/5	at Cincinnati	L, 3-4
4/6	at Cincinnati	L, 3-4
4/7	at Cincinnati	W, 9-5
4/10	IPFW	W, 3-2
4/13	Georgetown	W, 10-0
4/14	Georgetown	L, 1-6
4/15	Georgetown	W, 11-2
4/17	Toledo	W, 8-7
4/18	Purdue (10)	W, 1-0
4/20	West Virginia	W, 1-2
4/21	West Virginia	W, 17-6
4/22	West Virginia	L, 7-16
4/24	Ball State	W, 7-3
4/28	at Rutgers	W, 15-3
4/28	at Rutgers	L, 0-7
4/29	at Rutgers	W, 6-4
5/1	Illinois-Chicago	W, 4-3
5/2	Franklin College	L, 3-4
5/4	Seton Hall	W, 3-1
5/5	Seton Hall	W, 6-4
5/6	Seton Hall	L, 1-15
5/12	at Louisville	L, 1-3
5/13	at Louisville	L, 3-4
5/14	at Louisville	L, 3-7
5/17	Connecticut	L, 0-5
5/18	Connecticut	W, 5-4
5/19	Connecticut	L, 6-7

### BIG EAST Championship (0-2)

#### KeySpan Ballpark

##### Brooklyn, New York

5/22	vs. Rutgers (8)	L, 2-13
5/23	vs. Villanova	L, 2-3

#### !San Antonio, Texas (Wolff Stadium)

### 2008 - RECORD: 33-21-1

### BIG EAST: 16-10 (3rd)

### BIG EAST Tournament: 0-2

### Winning Inning Invitational (1-2)

#### Jack Russell Stadium

##### Clearwater, Florida

2/22	vs. Liberty	L, 2-6
2/23	vs. Iowa (10)	W, 14-13
2/24	vs. Albany	L, 4-12

### Palm Beach Challenge (3-2)

### Santaluces Baseball Complex

#### Santaluces, Florida

3/1	vs. Mount St. Mary's	W, 5-0
3/2	vs. St. Bonaventure	W, 6-4
3/2	vs. Boston College	L, 2-7
3/4	vs. Maine (10)	W, 11-10
3/6	vs. Lehigh	L, 2-4

### Whataburger Classic (1-2)

#### Whataburger Field

##### Corpus Christi, Texas

3/7	vs. Texas A&M CC	L, 2-5
3/8	vs. South Alabama	W, 10-4
3/9	vs. Arizona	L, 0-16

### Irish Classic (2-1)

#### Wolff Stadium

##### San Antonio, Texas

3/14	vs. Buffalo	W, 13-1
3/15	vs. Southern Illinois	W, 4-0
3/16	vs. Texas-Pan American	L, 8-10
3/17	Central Michigan	T, 2-2
3/20	at Georgetown (SPF)	W, 25-1
3/21	at Georgetown (SPF)	W, 7-1
3/22	at Georgetown (SPF)	W, 6-0
3/25	Ball State	W, 6-4
3/26	Wisconsin-Milwaukee	W, 14-3
3/29	Cincinnati	L, 3-5
3/29	Cincinnati	W, 4-3
3/30	Cincinnati	L, 3-4
4/4	Rutgers	W, 7-5
4/5	Rutgers	W, 11-2
4/6	Rutgers	W, 11-2
4/8	Valparaiso	W, 8-6
4/9	Manchester College	W, 13-8
4/11	at Villanova (VB)	W, 2-1
4/12	at Villanova (VB)	W, 8-5
4/13	at Villanova (VB)	W, 13-0
4/15	Toledo	W, 6-1
4/16	vs. Northern Illinois (USCF)	W, 5-4
4/18	at West Virginia	W, 8-4
4/19	at West Virginia	L, 6-11
4/20	at West Virginia	W, 9-4
4/22	Chicago State	W, 12-2
4/23	at IPFW	W, 5-0
4/25	St. John's	L, 3-10
4/26	St. John's	L, 4-6
4/27	St. John's	W, 8-4
4/29	Mississippi Valley State	W, 4-0
4/30	Mississippi Valley State	W, 13-2
5/2	at Connecticut	L, 7-9
5/3	at Connecticut	W, 8-2
5/4	at Connecticut	W, 4-3
5/9	Pittsburgh (10)	W, 5-4



Notre Dame has played at four Major League parks in its history, including the Seattle Kingdome (1995 and 1996), Three Rivers Stadium (1998), Minneapolis Metrodome (1991, 2000, and 2006) and U.S. Cellular Field (pictured, 2008, and 2009).

5/10	Pittsburgh	L, 3-5
5/12	Western Michigan	L, 4-6
5/13	vs. Michigan (FTBB)	L, 12-15
5/15	at USF	L, 4-5
5/16	at USF (16)	L, 2-3
5/17	at USF	L, 8-9

**BIG EAST Championship (0-2)**  
**Bright House Networks Field**  
**Clearwater, Florida**

5/20	vs. USF	L, 3-9
5/21	vs. West Virginia	L, 2-3
<i>SPPBethesda, Md. (Shirley Povich Field)</i>		
<i>VBPlymouth Meeting, Pa. (Villanova Ballpark)</i>		
<i>USFCChicago, Ill. (U.S. Cellular Field)</i>		
<i>FTBBConstock Park, Mich. (5th/3rd Park)</i>		

**2009 – RECORD: 36-23**

**BIG EAST: 15-12 (5th)**

**BIG EAST Tournament: 3-2**

**BIG EAST-Big Ten Challenge (2-1)**

2/20	vs. Ohio State (KP)	L, 0-2
2/21	vs. Illinois (MKF)	W, 14-7
2/22	vs. Purdue (JRS) (10)	W, 9-4

**Phoenix Classic (1-2)**

2/27	vs. Gonzaga (DS)	L, 3-7
2/28	vs. Dayton (DS)	W, 14-5
3/1	vs. Creighton (MF)	L, 3-6

**Rice Classic (2-1)**

**Reckling Park**

**Houston, Texas**

3/6	vs. Oral Roberts	W, 2-1
3/7	at Rice	L, 0-9
3/8	vs. Washington State	W, 7-3
3/10	vs. Grambling!	W, 3-2
3/11	vs. Grambling!	W, 10-7

**Irish Baseball Classic (3-1)**

**Wolff Stadium**

**San Antonio, Texas**

3/12	vs. Illinois State	L, 2-3
3/14	vs. Trinity	W, 11-8
3/15	vs. Texas Pan-American	W, 10-7
3/15	vs. Texas Pan-American	W, 7-2
3/17	Ball State	W, 5-4
3/18	Valparaiso	W, 10-4
3/20	Seton Hall	W, 10-4
3/21	Seton Hall	L, 4-9
3/22	Seton Hall	L, 4-11
3/24	Central Michigan	W, 14-8
3/25	Oakland	L, 5-6
3/27	at Pittsburgh	W, 5-4
3/28	at Pittsburgh	L, 7-15
3/29	at Pittsburgh	L, 11-14
4/1	Toledo	W, 11-7
4/3	Villanova	W, 3-1
4/4	Villanova	W, 4-0
4/4	Villanova	W, 9-3
4/9	at Cincinnati (11)	L, 4-5
4/11	at Cincinnati (7)	L, 3-7
4/11	at Cincinnati	W, 6-2
4/15	vs. Northwestern (USCF)	L, 1-5
4/17	West Virginia	L, 3-19
4/18	West Virginia	W, 8-6
4/18	West Virginia	W, 3-0
4/22	Michigan (7)	L, 2-3
4/22	Michigan (7)	W, 4-3
4/24	at Louisville	L, 7-8

4/25	at Louisville	W, 11-5
4/26	at Louisville	W, 13-12
4/28	Illinois-Chicago	L, 5-10
4/29	Bowling Green	W, 11-6
5/1	Connecticut	L, 5-8
5/2	Connecticut	L, 3-8
5/3	Connecticut	W, 5-4
5/8	USF	W, 8-5
5/9	USF	W, 7-6
5/10	USF	L, 5-6
5/11	Western Michigan	W, 5-3
5/12	vs. Illinois State (SCF)	W, 14-8
5/14	at St. John's	W, 9-1
5/15	at St. John's	W, 15-8
5/16	at St. John's	L, 6-10

**BIG EAST Championship (3-2)**

**Bright House Networks Field**  
**Clearwater, Florida**

5/19	vs. St. John's	W, 14-5
5/20	vs. Louisville	L, 2-12
5/22	vs. St. John's	W, 11-10
5/23	vs. Louisville	W, 6-5
5/23	vs. Louisville	L, 6-7

*ISan Antonio, Texas (Wolff Stadium)*

*KPDumedin, Fla. (Knology Park)*

*MKFBradenton, Fla. (McLehrie Field)*

*JRSClearwater, Fla. (Jack Russell Stadium)*

*DSTempe, Ariz. (Diablo Stadium)*

*MPPhoenix, Ariz. (Marich Field)*

*USFCChicago, Ill. (U.S. Cellular Field)*

*SCFJoliet, Ill. (Silver Cross Field)*

**2010 – RECORD: 22-32**

**BIG EAST: 10-17 (t-8th)**

2/19	at Miss. Valley State	W, 12-4
2/20	vs. Miss. Valley State!	W, 8-3
2/21	vs. Miss. Valley State!	!W, 19-3

**BIG EAST-Big Ten Challenge (1-2)**

2/26	vs. Illinois (JRS)	L, 1-11
2/27	vs. Ohio State (BHF)	L, 2-10
2/28	vs. Penn State (WFC) (10)	W, 9-8

**Bright House Invitational (1-2)**

**Melching Field**

**DeLand, Florida**

3/6	vs. Harvard	L, 6-9
3/6	vs. Kansas State	L, 2-5
3/7	at Stetson	W, 4-2
3/9	at Texas-Pan-American	L, 7-9
3/10	at Texas-Pan-American	L, 4-10

**Irish Baseball Classic (2-2)**

**Wolff Stadium**

**San Antonio, Texas**

3/11	vs. Bradley	W, 10-6
3/12	vs. Pacific	L, 4-8
3/13	vs. Gonzaga	W, 6-3
3/14	vs. Pacific	L, 2-3
3/20	Michigan State	L, 0-13
3/20	Michigan State	L, 4-7
3/21	Michigan State	L, 0-3
3/23	Ball State	W, 11-5
3/24	Illinois-Chicago	L, 5-10
3/26	at USF	L, 0-4
3/27	at USF	L, 3-6
3/27	at USF	L, 2-10
4/1	at Georgetown	L, 9-10

4/2	at Georgetown	W, 12-8
4/3	at Georgetown	L, 7-11
4/6	Oakland	W, 13-6
4/9	Rutgers	W, 9-8
4/10	Rutgers	L, 5-25
4/11	Rutgers (11)	L, 6-8
4/13	Chicago State	W, 6-4
4/16	at Seton Hall (10)	W, 6-5
4/17	at Seton Hall	W, 2-1
4/18	at Seton Hall	W, 7-4
4/20	at Michigan	L, 2-3
4/21	Michigan	L, 1-13
4/23	Cincinnati	W, 5-2
4/24	Cincinnati	L, 4-5
4/24	Cincinnati	W, 5-4
4/27	Toledo	W, 9-0
4/28	at Valparaiso	W, 8-1
4/30	St. John's	W, 14-5
5/1	St. John's	L, 1-8
5/2	St. John's	L, 4-9
5/8	at West Virginia	L, 6-22
5/8	at West Virginia	L, 5-6
5/9	at West Virginia	L, 3-10
5/12	Central Michigan	L, 2-12
5/14	at Villanova	L, 5-12
5/15	at Villanova (11)	W, 3-2
5/16	at Villanova	W, 4-1
5/20	Louisville	L, 3-6
5/22	Louisville (7)	L, 3-4
5/22	Louisville	L, 3-13



**Mik Aoki**  
2011-

4 seasons  
110-111-1 (.498)

**2011 – RECORD: 23-29-1**

**BIG EAST: 13-13 (8th)**

**BIG EAST Tournament: 1-2**

**BIG EAST-Big Ten Challenge (2-1)**

2/18	vs. Michigan State (FAEP)	L, 1-2
2/19	vs. Purdue (ALF)	W, 19-2
2/20	vs. Penn State (WFC)	W, 8-5
2/25	at Seattle!	W, 5-0
2/26	at Seattle!	L, 0-1
2/26	at Seattle!	L, 2-7

**Coca-Cola Classic (1-3)**

**Winthrop Ballpark**

**Rock Hill, South Carolina**

3/4	vs. Manhattan	L, 2-5
3/4	at Winthrop	L, 2-4
3/5	vs. Manhattan (10)	W, 5-4
3/5	at Winthrop	L, 2-7

**Caravelle Resort Classic (2-1)**

**Wolff Stadium**

**Conway, South Carolina**

3/12	vs. UAB	W, 3-0
3/12	at Coastal Carolina	L, 4-4
3/13	vs. Kent State	W, 3-0
3/15	at UTSA@ (10)	W, 5-4

**Irish Baseball Classic (0-3-1)**

**Wolff Stadium**

**San Antonio, Texas**

3/17	vs. Iowa (10)	L, 3-4
3/18	vs. Iowa	L, 2-11
3/19	vs. Gonzaga	L, 1-4
3/20	vs. Gonzaga (12)	!3-3
3/25	Georgetown	W, 3-2
3/26	Georgetown	W, 1-0
3/27	Georgetown	L, 3-4
3/28	UIC	L, 3-5
3/29	Central Michigan	W, 3-2
4/1	at Pittsburgh	L, 5-6
4/2	at Pittsburgh	L, 2-3
4/3	at Pittsburgh	W, 8-6
4/6	Western Michigan	W, 6-2
4/8	Connecticut	L, 1-3
4/9	Connecticut	L, 3-6
4/10	Connecticut	W, 14-4
4/15	West Virginia (10)	L, 4-6
4/15	West Virginia	W, 5-2
4/17	West Virginia	L, 1-8
4/21	at St. John's	L, 0-6
4/21	at St. John's	L, 1-4
4/29	Seton Hall	L, 1-2
4/30	Seton Hall (12)	W, 2-1
5/1	Seton Hall	W, 5-4
5/3	at Michigan	L, 1-2
5/4	Michigan (10)	L, 3-5
5/7	at Rutgers	W, 5-4
5/7	at Rutgers	W, 3-0
5/8	at Rutgers (14)	L, 2-3
5/13	USF	W, 8-0
5/14	USF	W, 10-5
5/14	USF	W, 6-3
5/17	Michigan State	L, 3-20
5/19	at Louisville	L, 2-14
5/20	at Louisville	L, 5-7
5/21	at Louisville	W, 2-1

**BIG EAST Championship (1-2)**

**Bright House Networks Field**  
**Clearwater, Florida**

5/25	vs. Connecticut	L, 2-4
5/26	vs. West Virginia	W, 1-0
5/27	vs. Connecticut	L, 3-9

*!Seattle, Wash. (Husky Ballpark)*

*@San Antonio, Texas (Wolff Stadium)*

*FAEPDunedin, Fla. (Florida Auto Exchange Park)*

*ALFSt. Petersburg, Fla. (Al Lang Field)*

*WFCSt. Petersburg, Fla. (Walter Fuller Complex)*

**2012 – RECORD: 31-27**

**BIG EAST: 14-13 (7th)**

**BIG EAST Tournament: 2-2**

**BIG EAST-Big Ten Challenge (2-1)**

2/17	vs. Illinois (WFC)	W, 13-12
2/18	vs. Iowa (JRS)	W, 5-2
2/19	vs. Purdue (ALF)	L, 8-15
2/25	vs. Hofstra-!	W, 6-3
2/25	vs. Hofstra-2!	W, 10-8
2/26	vs. Hofstra!	W, 5-4
3/2	at Texas State	L, 0-6
3/3	at Texas State	L, 0-6
3/4	at Texas State	L, 0-5
3/10	vs. Michigan@	W, 2-0
3/11	vs. Michigan@	L, 5-6
3/11	at LSU	W, 7-1
3/14	vs. Texas-San Antonio#	W, 12-0

## Irish Baseball Classic (2-2)

### Wolff Stadium

#### San Antonio, Texas

3/15	vs. Houston Baptist	W, 7-3
3/16	vs. Kansas	W, 1-0
3/17	vs. Indiana State (10)	L, 4-6
3/18	vs. Indiana State	L, 1-6
3/20	Eastern Michigan	W, 12-4
3/21	IPFW	W, 8-1
3/23	Pittsburgh	W, 6-5
3/24	Pittsburgh	W, 3-2
3/25	Pittsburgh	W, 7-5
3/27	at Illinois-Chicago	L, 5-8
3/30	at USF (10)	W, 8-3
3/31	at USF	L, 6-11
4/1	at USF	L, 4-6
4/3	Toledo	W, 7-3
4/5	at Seton Hall (10)	L, 4-5
4/5	at Seton Hall (11)	L, 2-3
4/7	at Seton Hall	L, 0-2
4/10	at Michigan State	L, 2-8
4/11	Western Michigan	L, 4-5
4/13	Cincinnati	W, 10-9
4/14	Cincinnati	W, 6-5
4/15	Cincinnati	L, 2-6
4/20	at Georgetown	W, 5-2
4/20	at Georgetown	W, 7-4
4/21	at Georgetown	W, 14-4
4/25	Central Michigan	L, 4-9
4/27	St. John's	L, 4-6
4/27	St. John's	L, 4-6
4/29	St. John's	L, 1-3
5/1	Butler	W, 6-5
5/2	Valparaiso	L, 4-7
5/4	at Villanova	L, 9-10
5/5	at Villanova	W, 6-0
5/6	at Villanova	W, 5-4
5/11	Rutgers	W, 5-2
5/12	Rutgers	L, 6-11
5/13	Rutgers	W, 2-1
5/15	at Northwestern	W, 9-4
5/17	at Connecticut	L, 1-2
5/18	at Connecticut	W, 4-0
5/19	at Connecticut	L, 0-4

## BIG EAST Championship (2-2)

### Bright House Networks Field

#### Clearwater, Florida

5/23	vs. St. John's (7)	L, 2-12
5/24	vs. Rutgers	W, 9-0
5/25	vs. Seton Hall	W, 4-3
5/26	vs. St. John's	L, 1-2

## 2013 - RECORD: 34-24

### BIG EAST: 10-14 (7th)

#### BIG EAST Tournament: 3-1

### Snobird Tournament (2-1)

2/16	vs. Florida Gulf Coast (ESS)	W, 6-5 (10)
2/16	vs. Ohio State (ESS)	W, 13-3
2/17	vs. Mercer (BSOBC)	L, 5-4
2/22	at Tulane@	W, 2-1
2/23	at Tulane@	W, 3-1
2/24	at Tulane@	W, 8-3

## Irish Baseball Classic (3-1)

3/1	vs. Massachusetts!	W, 9-4
3/1	vs. Tennessee! (12)	W, 3-2
3/2	vs. Virginia Tech!	W, 3-0

3/3 vs. Rhode Island! L, 4-3

## Dodgertown Classic (2-1)

3/8	at UCLA#	L, 2-1
3/19	vs. USC^	W, 2-1
3/10	vs. Oklahoma# (11)	W, 6-5
3/12	at UC Santa Barbara	L, 7-2
3/14	at Cal Poly	L, 6-3
3/15	at Cal Poly	W, 1-0
3/16	at Cal Poly	W, 6-5
3/22	Seton Hall*	L, 4-3
3/23	Seton Hall*	W, 3-2
3/23	Seton Hall*	W, 3-2
3/25	Kent State	Cancelled
3/26	Kent State	W, 8-1
3/28	at Louisville*	L, 10-5
3/29	at Louisville*	L, 2-1
3/30	at Louisville*	L, 10-5
4/2	UIC	W, 6-2
4/3	Valparaiso	W, 3-1
4/5	Villanova* (11)	W, 4-3
4/6	Villanova*	W, 11-8
4/7	Villanova*	L, 10-6
4/9	Michigan	L, 4-1
4/12	at Pittsburgh*	L, 4-0
4/13	at Pittsburgh*	L, 4-2
4/14	at Pittsburgh*	L, 12-3
4/16	at Michigan	L, 8-2
4/17	Bowling Green	Cancelled
4/20	Quinnipiac	W, 9-6
4/20	Quinnipiac	W, 6-0
4/21	Quinnipiac	W, 5-1
4/23	at Toledo	L, 15-3
4/24	Michigan State	W, 7-3
4/26	Connecticut*	W, 12-2
4/27	Connecticut*	W, 4-3
4/28	Connecticut*	W, 12-5
4/30	at Central Michigan	W, 7-3
5/1	Eastern Michigan	L, 12-6
5/3	USF *(19)	L, 12-6
5/4	USF *(10)	L, 4-3
5/5	USF*	W, 10-1
5/11	at St. John's*	L, 4-1
5/12	at St. John's*	L, 2-1
5/12	at St. John's*	W, 16-7
5/14	at Western Michigan	W, 13-10
5/16	at Cincinnati*	L, 9-5
5/17	at Cincinnati*	W, 9-1
5/18	at Cincinnati*	L, 11-5

## BIG EAST Championship (3-1)

### Bright House Networks Field

#### Clearwater, Florida

5/22	vs. Seton Hall	W, 5-0
5/23	vs. Pittsburgh	W, 5-3
5/25	vs. Pittsburgh (10)	W, 3-2
5/26	vs. Connecticut	L, 8-1

@ New, Orleans, La. (Greer Field at Turchin Stadium)

@ Baton Rouge, La. (Alex Box Stadium)

# San Antonio, Texas (Wolff Stadium)

! Cary, N.C. (USA Baseball Complex)

# Los Angeles, Calif. (Jackie Robinson Stadium)

^ Los Angeles, Calif. (Dedeaux Field)

WFC St. Petersburg, Fla. (Walter Fuller Complex)

JRS Clearwater, Fla. (Jack Russell Stadium)

ALF St. Petersburg, Fla. (Al Lang Field)

ESS Sarasota, Fla. (Ed Smith Stadium)

BOBC Sarasota, Fla. (Buck O'Neil Baseball Complex)  
\*BIG EAST Game

## 2014 - RECORD: 22-31

### BIG EAST: 9-21 (7th)

#### ACC Tournament: Did not qualify

2/15	at #24 Florida Atlantic	W, 9-2
2/15	at #24 Florida Atlantic	L, 6-16
2/17	at #24 Florida Atlantic	L, 3-13

## Irish Alamo Invitational (2-2)

2/20	vs. Santa Clara@	L, 1-2
2/21	vs. Gonzaga@	W, 3-2
2/22	vs. Incarnate Word@	W, 8-2
2/23	vs. Santa Clara@	L, 7-8

## USA Baseball-Irish Baseball Classic (2-2)

2/28	vs. #19 UCLA!	L, 1-2
3/1	vs. Michigan!	L, 2-4 (10)
3/1	vs. Youngstown State!	W, 6-3
3/2	vs. Appalachian State!	W, 4-3 (11)

3/8	at #6 NC State*	L, 3-5
3/8	at #6 NC State*	L, 0-1
3/9	at #6 NC State*	L, 0-7
3/11	at Appalachian State	W, 13-9 (10)
3/14	at Duke*	L, 3-4 (10)
3/15	at Duke*	L, 1-4
3/15	at Duke*	L, 0-1
3/18	Robert Morris (IL)#	W, 3-0
3/21	Virginia Tech*\$	W, 2-1
3/22	Virginia Tech*%	L, 3-8
3/23	Virginia Tech*%	L, 4-5 (12)
3/26	Valparaiso\$	W, 4-1
3/28	Wake Forest*\$	L, 0-1
3/30	Wake Forest*\$	L, 2-10
3/30	Wake Forest*\$	L, 5-7
4/1	Valparaiso\$	W, 11-1
4/4	@ #1 Florida State*	L, 7-8 (12)
4/6	@ #1 Florida State*	L, 2-11
4/6	@ #1 Florida State*	L, 3-4
4/8	@ Chicago State	W, 6-1
4/9	@ Michigan	W, 9-1
4/11	Boston College*#	L, 1-4 (11)
4/12	Boston College*#	W, 4-2
4/12	Boston College*#	W, 7-0
4/16	@ Toledo	W, 4-3
4/19	@ #11 Miami*	L, 2-3
4/20	@ #11 Miami*	W, 7-4
4/21	@ #11 Miami*	L, 3-6
4/23	vs. Central Michigan&	L, 3-4
4/25	Northeastern^	W, 8-4
4/26	Northeastern^	L, 2-6
4/27	Northeastern^	L, 0-4
4/30	Western Michigan#	L, 4-6 (10)
5/2	@ Maryland*	L, 0-2
5/3	@ Maryland*	L, 2-6
5/4	@ Maryland*	L, 2-3
5/9	Clemson*+	W, 2-1
5/10	Clemson*+	L, 0-8
5/11	Clemson*+	W, 11-3
5/15	Pittsburgh*+	W, 3-0
5/16	Pittsburgh*+	W, 1-0
5/17	Pittsburgh*+	W, 5-4

@ Irish Alamo Invitational (San Antonio, Texas - Nelson Wolff Stadium)

! USA Baseball-Irish Classic (Cary, N.C. -

USA Baseball National Training Complex)

# Cougar Stadium (Chicago State - Chicago, Ill.)

\$ Four Winds Field (South Bend, Ind.)

% Grand Park (Westfield, Ind.)

^ U.S. Steel Yard (Gary, Ind.)

& Homer Stryker Field (Kalamazoo, Mich.)

+ Frank Eck Stadium (Notre Dame, Ind.)

\* ACC Game

NOTE: Due to FieldTurf Installations, the Irish didn't play a true home game until the last two ACC series of the year. Each game that was considered a home game that was located away from campus has been noted.

**BIG EAST Tournament MVPs (1996-2013)**

Steve Stanley.....	2002
Javi Sanchez.....	2003
Matt Macri.....	2004
Matt Edwards.....	2005
Wade Korpi.....	2006



Steve Stanley



Javi Sanchez



Matt Macri



Matt Edwards



Wade Korpi



**BIG EAST TOURNAMENT WINNERS (1996-2013)**

2013	UConn	<b>2004</b>	<b>Notre Dame</b>
2012	St. John's	<b>2003</b>	<b>Notre Dame</b>
2011	Seton Hall	<b>2002</b>	<b>Notre Dame</b>
2010	St. John's	2001	Seton Hall
2009	Louisville	2000	Rutgers
2008	Louisville	1999	Providence
2007	Rutgers	1998	Rutgers
<b>2006</b>	<b>Notre Dame</b>	1997	St. John's
<b>2005</b>	<b>Notre Dame</b>	1996	West Virginia

**NOTRE DAME'S TOURNAMENT HISTORY**

Year	Seed	Record	Finish
2013	7th	3-1	runner-up
2012	7th	2-2	t-3rd
2011	8th	1-2	t-5th
2010	--	failed to qualify	--
2009	5th	3-2	3rd
2008	3rd	0-2	t-7th
2007	7th	0-2	t-7th
<b>2006</b>	<b>1st</b>	<b>4-1</b>	<b>champion</b>
<b>2005</b>	<b>3rd</b>	<b>3-0</b>	<b>champion</b>
<b>2004</b>	<b>1st</b>	<b>3-1</b>	<b>champion</b>
<b>2003</b>	<b>3rd</b>	<b>3-0</b>	<b>champion</b>
<b>2002</b>	<b>1st</b>	<b>3-1</b>	<b>champion</b>
2001	1st	1-2	3rd
2000	2nd	1-2	5th
1999	1st	1-2	5th
1998	1st	3-2	runner-up
1997	1st	2-2	3rd
1996	5th	4-2	runner-up

**Conference Yearly Win-Loss Records**

**MIDWEST CITY**

1983: 7-4 (2nd North), 0-2 in tournament  
 1984: 4-6 (3rd North)  
 1985: 8-4 (2nd North), 1-2 in tournament

**Totals**

- ▶ 20-18 overall (.526)
- ▶ 19-14 regular season (.576)
- ▶ 1-4 tournament (.200)

**MIDWESTERN COLLEGIATE**

1986: 5-7 (3rd North)  
 1988: 11-3 (1st North), 1-2 in tournament  
**1989: 21-9 (2nd North), Tournament champions (6-1)\***  
 1990: 25-3 (1st North), Tournament runner-up (2-2)  
**1991: 18-5 (2nd), Tournament champions (4-0)\***  
**1992: 18-2 (1st), Tournament champions (4-0)\***  
**1993: 23-4 (1st), Tournament champions (4-1)\***  
**1994: 14-4 (1st), Tournament champions (4-1)\***  
 1995: 11-4 (1st West), Tournament runner-up (3-2)

**Totals**

- ▶ Nine seasons, 174-50 overall (.777)
- ▶ 146-41 regular season (.781)
- ▶ 28-9 tournament (.757)
- ▶ Six first-place finishes
- ▶ Two runner-up finishes
- ▶ Five tournament titles
- ▶ Two tournament runner-ups

**BIG EAST**

1996: 13-7 (3rd National), Tournament runner-up (4-2)#  
 1997: 15-6 (1st National), 2-2 in tournament  
 1998: 15-4 (2nd), Tournament runner-up (3-2)  
 1999: 20-5 (1st), 1-2 in tournament#  
 2000: 18-7 (2nd), 1-2 in tournament#  
 2001: 22-4 (1st), 1-2 in tournament#  
**2002: 18-8 (1st), Tournament champions (3-1)\***  
**2003: 16-7 (3rd), Tournament champions (3-1)\***  
**2004: 20-6 (1st), Tournament champions (3-0)\***  
**2005: 14-9-1 (3rd), Tournament champions (3-0)\***  
**2006: 21-5-1 (1st), Tournament champions (4-1)\***  
 2007: 11-15 (7th), 0-2 in tournament  
 2008: 16-10 (3rd), 0-2 in tournament  
 2009: 15-12 (5th), 3-2 in tournament  
 2010: 10-17 (t-8th), Failed to reach tournament  
 2011: 13-13 (8th), 1-2 in tournament  
 2012: 14-13 (7th), 2-2 in tournament  
 2013: 10-14 (7th), Tournament runner-up (3-1)

**Totals**

- ▶ 18 seasons, 318-188-2 overall (.628)
- ▶ 281-162-2 regular season (.634)
- ▶ 37-26 tournament (.587)
- ▶ Six first-place finishes
- ▶ Two runner-up finishes
- ▶ Five tournament titles
- ▶ Three tournament runner-up finishes

**Overall Conference Totals**

- ▶ 30 seasons, 512-256-2 overall (.666)
- ▶ 446-217-2 regular season (.672)
- ▶ 66-39 tournament (.629)
- ▶ 12 first-place finishes
- ▶ Four runner-up finishes
- ▶ 10 tournament titles
- ▶ Five tournament runner-up finishes
- \* automatic NCAA bids
- # at-large NCAA bids

**CAREER STATS - BIG EAST GAMES ONLY (1996-2013)**

(regular-season games; minimum two seasons, 80 ABs, .300+ average)

Name	GP	H	AB	2B	3B	HR	RBI	R	SB	BB	AVG
Craig Cooper	83	120	270	18	2	12	63	83	18	48	.444
Randall Brooks	41	69	165	12	4	5	32	40	8	13	.418
Brant Ust	65	100	242	19	3	19	71	70	9	23	.413
J.J. Brock	60	89	223	15	7	10	61	56	2	18	.399
Jeff Wagner	71	98	251	17	4	24	83	67	1	40	.390
Steve Stanley	102	152	399	22	7	2	55	110	45	62	.381
Steve Sollmann	85	111	312	20	4	8	65	83	33	41	.356
Brian Stavisky	71	88	250	18	7	13	68	62	8	37	.352
A.J. Pollock	79	110	317	21	3	9	57	77	20	43	.347
Jeff Felker	85	102	298	26	2	12	60	69	1	24	.342
Brett Lilley	105	124	363	11	2	3	46	98	9	60	.342
David Mills	72	96	285	7	5	5	45	47	7	23	.337
Golden Tate	28	39	116	5	2	1	12	22	6	7	.336
Mike Amrhein	41	50	152	11	2	12	42	49	1	20	.329
Paul O'Toole	99	109	333	21	4	15	86	79	20	36	.327
Trey Mancini	75	91	288	17	4	14	56	48	4	32	.316
Matt Edwards	72	80	255	18	1	8	63	52	9	36	.314
Andrew Bushey	85	90	287	24	3	5	64	39	0	27	.314
Alec Porzel	93	108	345	33	3	20	102	79	13	35	.313
Greg Lopez	95	97	311	17	1	1	52	54	5	20	.312
Sean Gaston	75	71	229	12	0	1	41	36	10	29	.310
Matt Bransfield	79	82	265	15	0	7	60	49	2	22	.309
Dan Leatherman	35	29	94	10	1	4	10	24	2	11	.309
Eric Jagielo	75	84	277	20	0	9	44	50	6	44	.303
Matt Strickroth	56	26	86	4	1	2	18	14	0	4	.302

**Did You Know?**

Notre Dame's run to the 1989 MCC Tournament title included four wins in a 23-hour span, due to rain delays and the immediacy of an automatic NCAA bid. The Irish defeated Dayton, 20-4, in a game that ended at 4:24 a.m. ... but that was just the beginning. The Notre Dame players grabbed what rest they could while beating Evansville (11-2) and Detroit, twice, (4-1, 21-10) for the program's first NCAA bid since 1970.

These lineups and rotations typically were taken from postseason play, with platoon starters and top reserves included below the starters. Pitching staffs indicate the top starters and key relievers. Players preceded by an asterisk (\*) were lefthanded hitters/pitchers (# indicates switch hitters).

1988 (39-22)	
*Pat Pesavento, SS, Sr.	..... 385, 1 HR, 35 RBI, 38 SB
Steve Skupien, 2B/OF, Sr.	..... 315, 2 HR, 25 RBI, 10 SB
*Dan Peltier, CF, So.	..... 414, 7 HR, 70 RBI, 9 SB
*Tim Hutson, 1B, Sr.	..... 364, 18 HR, 74 RBI, 6 SB
Ed Lund, C, So.	..... 285, 1 HR, 30 RBI, 4 SB
James Sass, RF, Jr.	..... 301, 0 HR, 13 RBI, 16 SB
Chris Flynn, DH, Sr.	..... 279, 7 HR, 34 RBI, 1 SB
Mike Moshier, 2B, Jr.	..... 261, 2 HR, 26 RBI, 12 SB
*Mike Coss, 3B, Fr.	..... 230, 0 HR, 16 RBI, 9 SB
*Mike Rotkis, DH, So.	..... 372, 0 HR, 12 RBI, 2 SB
Pat O'Brien, OF, Sr.	..... 258, 1 HR, 15 RBI, 4 SB
<b>TEAM</b>	<b>.307, 40 HR, .443 slug, 117 SB</b>

Erik Madsen, Jr.	..... 8-4, 3.74, 96.1 IP, 56 SO
Brian Piotrowicz, So.	..... 7-3, 1.5V, 4.86, 83.1 IP, 48 SO
Mike Passilla, Jr.	..... 7-4, 1.5V, 5.30, 69.2 IP, 26 SO
*Kevin Chenail, Sr.	..... 5-3, 5.00, 45.0 IP, 14 SO
Mike Harmon, Sr.	..... 6-4, 4.5V, 5.18, 57.1 IP, 27 SO
Mike Coffey, So.	..... 2-0, 5.79, 32.2 IP, 28 SO
<b>TEAM</b>	<b>39-22, 6 SV, 5.43, 461.0 IP, 243 SO</b>

1989 (48-19-1)	
*Pat Pesavento, SS, Gr.	..... 376, 0 HR, 27 RBI, 38 SB
Mike Moshier, 2B, Sr.	..... 287, 0 HR, 37 RBI, 11 SB
Dan Peltier, CF, Jr.	..... 446, 15 HR, 93 RBI, 13 SB
Ed Lund, C, Jr.	..... 328, 4 HR, 48 RBI, 4 SB
*Frank Jacobs, DH, So.	..... 295, 6 HR, 38 RBI, 3 SB
James Sass, RF, Jr.	..... 398, 3 HR, 64 RBI, 15 SB
*Craig Counsell, LF, Fr.	..... 289, 0 HR, 32 RBI, 6 SB
*Joe Binkiewicz, 1B, Fr.	..... 337, 4 HR, 44 RBI, 3 SB
*Mike Coss, 3B, So.	..... 258, 1 HR, 31 RBI, 4 SB
Pat Eilers, OF, Sr.	..... 307, 0 HR, 11 RBI, 10 SB
*Cory Mee, IF, Fr.	..... 327, 0 HR, 7 RBI, 1 SB
<b>TEAM</b>	<b>.334, 36 HR, 450 slug, 119 SB</b>

Brian Piotrowicz, Jr.	..... 11-4, 2.24, 112.1 IP, 72 SO
Erik Madsen, Sr.	..... 10-4, 4.07, 104.0 IP, 65 SO
*Brian Conway, Fr.	..... 5-4, 5.55, 71.1 IP, 31 SO
Mike Passilla, Sr.	..... 6-2, 4.55, 57.1 IP, 24 SO
*Tony Livorsi, Jr.	..... 4-1, 1.5V, 4.60, 58.2 IP, 33 SO
Mike Coffey, Jr.	..... 7-2, 10.5V, 3.91, 69.0 IP, 51 SO
<b>TEAM</b>	<b>48-19, 12 SV, 4.13, 543.0 IP, 308 SO</b>

1990 (46-12)	
*Craig Counsell, 3B, So.	..... 265, 4 HR, 34 RBI, 11 SB
Ed Lund, C, Sr.	..... 311, 5 HR, 37 RBI, 12 SB
*Frank Jacobs, LF, Jr.	..... 277, 11 HR, 49 RBI, 5 SB
Eric Danapilis, CF, Fr.	..... 429, 6 HR, 31 RBI, 12 SB
*Joe Binkiewicz, 1B, So.	..... 322, 4 HR, 29 RBI, 6 SB
Mike Rotkis, RF, Sr.	..... 347, 4 HR, 14 RBI, 2 SB
*Mike Coss, SS, Jr.	..... 290, 2 HR, 33 RBI, 14 SB
Dan Bautch, DH, So.	..... 267, 0 HR, 17 RBI, 29 SB
*Cory Mee, 2B, So.	..... 241, 1 HR, 23 RBI, 4 SB
Adam Maisano, DH, Fr.	..... 333, 7 HR, 37 RBI, 1 SB
*Edwin Hartwell, OF, Fr.	..... 258, 2 HR, 15 RBI, 4 SB
<b>TEAM</b>	<b>.291, 49 HR, 438 slug, 117 SB</b>

Pat Leahy, Fr.	..... 8-1, 3.14, 83.0 IP, 60 SO
Brian Piotrowicz, Sr.	..... 7-3, 1.5V, 1.90, 80.2 IP, 53 SO
Alan Walania, Jr.	..... 5-0, 1.5V, 3.09, 70.0 IP, 46 SO
David Sinnes, Fr.	..... 9-2, 1.5V, 1.05, 68.2 IP, 77 SO
*Chris Michalak, Fr.	..... 4-2, 6.5V, 3.28, 49.1 IP, 48 SO
Mike Coffey, Sr.	..... 5-1, 2.5V, 2.45, 36.2 IP, 21 SO
<b>TEAM</b>	<b>46-12, 12 SV, 3.00, 474.1 IP, 354 SO</b>

1992 (45-16)	
*Greg Layson, 2B, Fr.	..... 338, 2 HR, 29 RBI, 20 SB
*Craig Counsell, SS, Jr.	..... 317, 2 HR, 37 RBI, 7 SB
*Frank Jacobs, LF, Sr.	..... 333, 20 HR, 79 RBI, 9 SB
Eric Danapilis, RF, So.	..... 374, 4 HR, 43 RBI, 10 SB
*Joe Binkiewicz, 1B, Jr.	..... 379, 15 HR, 48 RBI, 2 SB
*Mike Coss, SS/C, Sr.	..... 287, 2 HR, 24 RBI, 8 SB
*Cory Mee, 3B/C, Jr.	..... 355, 0 HR, 34 RBI, 3 SB
Dan Bautch, CF, Jr.	..... 276, 1 HR, 14 RBI, 16 SB
Adam Maisano, DH, So.	..... 216, 5 HR, 25 RBI, 2 SB
*Matt Haas, IF/C, Fr.	..... 278, 3 HR, 15 RBI, 0 SB
<b>TEAM</b>	<b>.305, 62 HR, 474 slug, 91 SB</b>

*Chris Michalak, So.	..... 9-1, 2.47, 87.1 IP, 68 SO
*Tom Price, Fr.	..... 7-2, 4.5V, 2.55, 81.1 IP, 69 SO
Alan Walania, So.	..... 11-5, 3.5V, 3.69, 90.1 IP, 45 SO
David Sinnes, So.	..... 5-2, 4.73, 85.2 IP, 89 SO
Pat Leahy, So.	..... 8-3, 4.76, 81.1 IP, 52 SO
<b>TEAM</b>	<b>45-16, 14 SV, 4.01, 491.0 IP, 345 SO</b>

1992 (48-15)	
*Greg Layson, 2B, So.	..... 252, 0 HR, 8 RBI, 14 SB
*Cory Mee, 3B, Sr.	..... 292, 5 HR, 50 RBI, 6 SB
*Craig Counsell, SS, Sr.	..... 339, 12 HR, 63 RBI, 13 SB
Eric Danapilis, RF, Jr.	..... 377, 6 HR, 62 RBI, 11 SB
*Joe Binkiewicz, 1B, Sr.	..... 308, 10 HR, 55 RBI, 6 SB
*Edwin Hartwell, DH, Jr.	..... 359, 3 HR, 16 RBI, 6 SB
*Paul Failia, LF, Fr.	..... 292, 1 HR, 33 RBI, 14 SB
Dan Bautch, CF, Sr.	..... 310, 1 HR, 15 RBI, 23 SB
Bob Lisanti, C, Fr.	..... 279, 0 HR, 17 RBI, 5 SB
*Matt Haas, IF/C, So.	..... 339, 2 HR, 13 RBI, 1 SB
Steve Verduzco, LF, Fr.	..... 255, 1 HR, 16 RBI, 11 SB
Craig DeSensi, DH, Fr.	..... 292, 0 HR, 16 RBI, 2 SB
<b>TEAM</b>	<b>.301, 45 HR, 444 slug, 119 SB</b>

David Sinnes, Jr.	..... 8-1, 5.5V, 2.31, 58.1 IP, 59 SO
*Tom Price, So.	..... 7-1, 2.80, 74.0 IP, 53 SO
*Chris Michalak, Jr.	..... 10-5, 3 SV, 2.20, 118.2 IP, 64 SO
Alan Walania, Jr.	..... 9-4, 1.5V, 2.94, 88.2 IP, 72 SO
Pat Leahy, Jr.	..... 9-3, 3.16, 91.0 IP, 80 SO
Tim Kraus, Fr.	..... 2-1, 1.5V, 3.13, 31.2 IP, 7 SO
<b>TEAM</b>	<b>48-15, 10 SV, 3.06, 512.0 IP, 369 SO</b>

1993 (46-16)	
*Greg Layson, 2B, Jr.	..... 363, 3 HR, 34 RBI, 15 SB
*Edwin Hartwell, LF, Sr.	..... 447, 13 HR, 68 RBI, 11 SB
*Paul Failia, SS, So.	..... 346, 5 HR, 45 RBI, 8 SB
Eric Danapilis, CF, Sr.	..... 438, 13 HR, 85 RBI, 13 SB
*Matt Haas, 3B/1B, Jr.	..... 345, 4 HR, 61 RBI, 28 SB
Craig DeSensi, DH, So.	..... 305, 9 HR, 43 RBI, 10 SB
*Ryan Topham, RF, Fr.	..... 302, 6 HR, 31 RBI, 7 SB
Robbie Kent, 1B/3B, Fr.	..... 291, 2 HR, 18 RBI, 2 SB
Bob Lisanti, C, So.	..... 237, 1 HR, 28 RBI, 5 SB
Rowan Richards, OF, Fr.	..... 280, 3 HR, 25 RBI, 10 SB
<b>TEAM</b>	<b>.334, 64 HR, 519 slug, 127 SB</b>

*Tom Price, Jr.	..... 12-2, 1.5V, 3.53, 94.1 IP, 69 SO
David Sinnes, Jr.	..... 10-3, 2.98, 84.2 IP, 90 SO
*Chris Michalak, Sr.	..... 11-5, 3.5V, 4.76, 117.1 IP, 83 SO
Alan Walania, Sr.	..... 5-3, 3.5V, 4.92, 75.0 IP, 73 SO
A.J. Jones, Jr.	..... 3-0, 3.5V, 1.79, 40.1 IP, 22 SO
<b>TEAM</b>	<b>46-16, 11 SV, 4.57, 502.2 IP, 392 SO</b>

*Greg Layson, 2B, Sr.	..... 305, 0 HR, 30 RBI, 31 SB
*Scott Sollmann, CF, Fr.	..... 402, 0 HR, 27 RBI, 26 SB
*Ryan Topham, RF, So.	..... 320, 10 HR, 85 RBI, 2 SB
Robbie Kent, 1B/3B, So.	..... 402, 5 HR, 52 RBI, 7 SB
*Matt Haas, 3B/C, Sr.	..... 353, 3 HR, 34 RBI, 9 SB
*George Restovich, DH, So.	..... 347, 0 HR, 37 RBI, 1 SB
*Paul Failia, SS, Jr.	..... 277, 1 HR, 31 RBI, 16 SB
Mark Mapes, LF, So.	..... 321, 2 HR, 41 RBI, 4 SB
Bob Lisanti, C, Jr.	..... 267, 0 HR, 17 RBI, 4 SB
Robby Birk, OF/IF, Sr.	..... 286, 2 HR, 24 RBI, 8 SB
Dennis Twombly, DH, Fr.	..... 348, 5 HR, 24 RBI, 2 SB
<b>TEAM</b>	<b>.323, 39 HR, 474 slug, 124 SB</b>

*Tom Price, Sr.	..... 14-5, 2.57, 140.1 IP, 85 SO
Darin Schmalz, Fr.	..... 4-3, 3.59, 47.2 IP, 28 SO
Tim Kraus, Jr.	..... 9-0, 1.5V, 2.73, 62.2 IP, 37 SO
*Greg Henebery, Fr.	..... 3-1, 3.10, 29.0 IP, 23 SO
Larry Mohs, Fr.	..... 4-2, 4.5V, 2.09, 60.1 IP, 41 SO
*Paul Prybilo, Fr.	..... 1-0, 5.5V, 2.25, 28.1 IP, 25 SO
<b>TEAM</b>	<b>46-16, 14 SV, 3.25, 513.0 IP, 335 SO</b>

1995 (40-21)	
Craig DeSensi, 1B, Sr.	..... 345, 8 HR, 48 RBI, 5 SB
*Scott Sollmann, CF, So.	..... 406, 1 HR, 37 RBI, 23 SB
Mike Amrhein, 3B, So.	..... 386, 7 HR, 69 RBI, 2 SB
*Ryan Topham, RF, Jr.	..... 335, 18 HR, 79 RBI, 9 SB
Rowan Richards, LF, Jr.	..... 284, 5 HR, 35 RBI, 5 SB
*George Restovich, C, Jr.	..... 306, 9 HR, 50 RBI, 1 SB
Justin Scholl, DH, So.	..... 297, 2 HR, 14 RBI, 0 SB
#J.J. Brock, SS, So.	..... 238, 2 HR, 29 RBI, 4 SB
Randall Brooks, 2B, So.	..... 333, 2 HR, 25 RBI, 5 SB
Christian Parker, DH, Fr.	..... 287, 3 HR, 11 RBI, 1 SB
Bob Lisanti, C, Sr.	..... injured (1 GP)
<b>TEAM</b>	<b>.316, 60 HR, 489 slug, 57 SB</b>

Darin Schmalz, So.	..... 8-3, 4.01, 85.1 IP, 50 SO
Christian Parker, Fr.	..... 4-5, 5.14, 68.1 IP, 34 SO
*Greg Henebery, So.	..... 4-2, 4.47, 52.1 IP, 32 SO
Dan Stavisky, Fr.	..... 5-1, 5.85, 47.2 IP, 30 SO
Larry Mohs, So.	..... 2-2, 2.5V, 3.21, 33.2 IP, 27 SO
Tim Kraus, Sr.	..... 4-3, 3.5V, 3.65, 44.1 IP, 21 SO
Rich Sauget, Sr.	..... 2-1, 3.5V, 3.31, 32.2 IP, 27 SO
<b>TEAM</b>	<b>40-21, 9 SV, 4.53, 510.2 IP, 320 SO</b>

1996 (44-18)	
Randall Brooks, 2B, Jr.	..... 396, 4 HR, 27 RBI, 15 SB
*Scott Sollmann, CF, Jr.	..... 311, 2 HR, 25 RBI, 52 SB
Rowan Richards, RF, Sr.	..... 303, 7 HR, 20 RBI, 1 SB
Mike Amrhein, LF, Jr.	..... 323, 13 HR, 49 RBI, 8 SB
*George Restovich, 1B, Sr.	..... 336, 7 HR, 68 RBI, 5 SB
Bob Lisanti, C, Gr.	..... 344, 3 HR, 37 RBI, 2 SB
Jeff Wagner, DH/C, Fr.	..... 287, 10 HR, 45 RBI, 0 SB
#J.J. Brock, 3B, Jr.	..... 320, 3 HR, 41 RBI, 4 SB
*Paul Turco, SS, Fr.	..... 247, 0 HR, 18 RBI, 4 SB
#Allen Greene, OF, Fr.	..... 276, 1 HR, 14 RBI, 6 SB
<b>TEAM</b>	<b>.315, 58 HR, 485 slug, 97 SB</b>

Darin Schmalz, Jr.	..... 9-4, 2.23, 84.2 IP, 56 SO
Christian Parker, So.	..... 8-3, 4.24, 80.2 IP, 56 SO
Dan Stavisky, So.	..... 7-1, 3.07, 70.1 IP, 47 SO
*Greg Henebery, Jr.	..... 6-1, 4.60, 62.2 IP, 29 SO
Rich Sauget, Jr.	..... 1-2, 6.5V, 2.92, 40.0 IP, 40 SO
<b>TEAM</b>	<b>44-18, 11 SV, 3.87, 512.0 IP, 365 SO</b>

**1997 (41-19)**

Randall Brooks, CF, Sr.	366, 3 HR, 39 RBI, 17 SB
*Jeff Perconte, RF, Fr.	282, 3 HR, 9 RBI, 1 SB
Mike Amrhein, C/DH, Sr.	394, 14 HR, 17 RBI, 0 SB
Jeff Wagner, DH/C, So.	374, 17 HR, 69 RBI, 1 SB
Brant Ust, 2B/SS, Fr.	372, 11 HR, 54 RBI, 4 SB
#Allen Greene, LF, So.	365, 7 HR, 55 RBI, 4 SB
*Jeff Felker, 1B, Fr.	319, 4 HR, 29 RBI, 8 SB
Todd Frye, 2B, Jr.	308, 0 HR, 19 RBI, 5 SB
P.J. Brock, 3B, Sr.	365, 3 HR, 50 RBI, 6 SB
Pat O'Keefe, OF, Sr.	276, 1 HR, 19 RBI, 4 SB
<b>TEAM</b>	<b>334, 66 HR, 529 slug., 51 SB</b>

Darin Schmalz, Sr.	9-3, 3.67, 81.0 IP, 58 SO
Alex Shilliday, So.	7-3, 1 SV, 5.11, 79.1 IP, 72 SO
Brad Lidge, So.	4-3, 6.21, 37.2 IP, 40 SO
*Tim Kalita, Fr.	3-1, 1 SV, 3.67, 49.0 IP, 46 SO
*Chris McKeown, So.	4-3, 3.26, 69.0 IP, 46 SO
Larry Mohs, Sr.	0-1, 4 SV, 2.66, 23.2 IP, 23 SO
<b>TEAM</b>	<b>41-19, 11 SV, 4.51, 504.2 IP, 399 SO</b>

**1998 (41-17)**

#Allen Greene, CF, Jr.	317, 7 HR, 44 RBI, 12 SB
#J.J. Brock, SS, Gr.	341, 13 HR, 54 RBI, 4 SB
*Jeff Felker, RF, So.	283, 3 HR, 35 RBI, 2 SB
Jeff Wagner, C, Jr.	330, 14 HR, 49 RBI, 1 SB
Brant Ust, 3B, So.	373, 18 HR, 58 RBI, 11 SB
*Jeff Perconte, DH, So.	250, 0 HR, 17 RBI, 7 SB
Alec Porzel, LF, Fr.	265, 7 HR, 39 RBI, 9 SB
Todd Frye, 2B, Sr.	243, 0 HR, 13 RBI, 4 SB
*Dan Leatherman, 1B, Sr.	343, 8 HR, 25 RBI, 7 SB
Mike Knecht, C, Jr.	286, 0 HR, 10 RBI, 1 SB
<b>TEAM</b>	<b>304, 73 HR, 501 slug., 61 SB</b>

Alex Shilliday, Jr.	9-5, 3.54, 96.2 IP, 93 SO
Brad Lidge, Jr.	8-2, 4.15, 80.1 IP, 93 SO
*Tim Kalita, So.	4-0, 2.78, 74.1 IP, 71 SO
*Chris McKeown, Jr.	4-2, 4.47, 44.1 IP, 37 SO
Aaron Heilman, Fr.	7-3, 9 SV, 1.61, 67.0 IP, 78 SO
<b>TEAM</b>	<b>41-17, 4.02, 10 SV, 501.1 IP, 456 SO</b>

**1999 (39-22)**

*Steve Stanley, CF, Fr.	326, 0 HR, 29 RBI, 24 SB
*Paul O'Toole, C, Fr.	318, 8 HR, 39 RBI, 12 SB
Alec Porzel, 2B, So.	333, 13 HR, 60 RBI, 11 SB
Brant Ust, SS, Jr.	359, 17 HR, 58 RBI, 10 SB
Jeff Wagner, DH, Sr. (inj.)	354, 8 HR, 26 RBI, 1 SB
Matt Nussbaum, LF, Jr.	314, 5 HR, 33 RBI, 0 SB
*Jeff Felker, 1B, Jr.	333, 9 HR, 40 RBI, 3 SB
*Andy Bushey, 3B, Fr.	266, 2 HR, 10 RBI, 2 SB
*Ben Cooke, RF, So.	267, 1 HR, 22 RBI, 14 SB
Matt Strickroth, OF, Fr.	200, 3 HR, 18 RBI, 1 SB
*Jeff Perconte, IF/OF, Jr.	323, 2 HR, 19 RBI, 4 SB
<b>TEAM</b>	<b>307, 70 HR, 484 slug., 84 SB</b>

Aaron Heilman, So.	11-2, 3 SV, 3.14, 109.0 IP, 118 SO
Alex Shilliday, Sr.	4-5, 5.14, 63.0 IP, 56 SO
*Tim Kalita, Jr.	4-2, 5.16, 90.2 IP, 97 SO
Scott Cavey, Jr.	6-1, 3.70, 58.1 IP, 47 SO
*Chris McKeown, Sr.	3-2, 1 SV, 3.53, 51.0 IP, 45 SO
John Corbin, Jr.	7-3, 9 SV, 4.53, 47.2 IP, 44 SO
<b>TEAM</b>	<b>43-18, 15 SV, 5.15, 513.2 IP, 478 SO</b>

**2000 (46-18)**

Ken Meyer, DH, So.	326, 3 HR, 20 RBI, 1 SB
*Steve Stanley, CF, So.	362, 0 HR, 24 RBI, 29 SB
Alec Porzel, SS, Jr.	342, 9 HR, 58 RBI, 10 SB
*Jeff Felker, 1B, Sr.	307, 7 HR, 51 RBI, 2 SB
Matt Nussbaum, LF, Sr.	257, 0 HR, 37 RBI, 5 SB
*Brian Stavisky, RF, Fr.	298, 14 HR, 45 RBI, 5 SB
*Paul O'Toole, C, So.	302, 8 HR, 39 RBI, 16 SB
*Andy Bushey, 3B, So.	275, 3 HR, 30 RBI, 3 SB
*Jeff Perconte, 2B, Sr.	205, 1 HR, 15 RBI, 0 SB
Kris Billmaier, LF, Fr.	354, 4 HR, 19 RBI, 0 SB
<b>TEAM</b>	<b>299, 50 HR, 449 slug., 76 SB</b>

Aaron Heilman, Jr.	10-2, 3.21, 103.2 IP, 118 SO
Scott Cavey, Sr.	6-3, 4.58, 70.2 IP, 61 SO
J.P. Gagne, Fr.	7-1, 4.46, 72.2 IP, 44 SO
Matt Laird, Fr.	5-2, 3.83, 47.0 IP, 34 SO
Danny Tamayo, Jr.	3-1, 1 SV, 3.62, 32.1 IP, 24 SO
John Corbin, Sr.	5-4, 11 SV, 4.69, 48.0 IP, 54 SO
<b>TEAM</b>	<b>46-18, 15 SV, 3.93, 545.0 IP, 454 SO</b>

**2001 (49-13-1)**

*Steve Stanley, CF, Jr.	400, 1 HR, 32 RBI, 31 SB
Steve Sollmann, 2B, Fr.	362, 5 HR, 36 RBI, 23 SB
Alec Porzel, SS, Sr.	295, 8 HR, 59 RBI, 6 SB
*Brian Stavisky, RF, So.	386, 10 HR, 66 RBI, 9 SB
Kris Billmaier, LF, So.	257, 3 HR, 37 RBI, 4 SB
*Paul O'Toole, C, Jr.	323, 4 HR, 35 RBI, 15 SB
*Andrew Bushey, 3B, Jr.	335, 0 HR, 36 RBI, 1 SB
*Matt Bok, DH, Jr.	286, 1 HR, 17 RBI, 0 SB
*Joe Thaman, 1B, Fr.	284, 2 HR, 25 RBI, 1 SB
Ken Meyer, DH, Jr.	271, 3 HR, 20 RBI, 1 SB
<b>TEAM</b>	<b>322, 41 HR, 470 slug., 92 SB</b>

Aaron Heilman, Sr.	15-0, 1.74, 114.0 IP, 111 SO
Danny Tamayo, Sr.	8-3, 2.72, 112.2 IP, 106 SO
J.P. Gagne, So.	5-5, 5.35, 70.2 IP, 47 SO
Peter Ogilvie, So.	5-1, 1.90, 52.0 IP, 30 SO
Matt Buchmeier, Jr.	1-1, 2 SV, 3.91, 46.0 IP, 28 SO
Matt Laird, So.	5-1, 4 SV, 3.09, 32.0 IP, 28 SO
<b>TEAM</b>	<b>49-13, 8 SV, 3.22, 547.2 IP, 420 SO</b>

**2002 (50-18)**

*Steve Stanley, CF, Sr.	439, 1 HR, 36 RBI, 32 SB
Steve Sollmann, 2B, So.	362, 2 HR, 47 RBI, 6 SB
*Brian Stavisky, LF, Jr.	394, 9 HR, 57 RBI, 2 SB
*Andrew Bushey, 3B, Sr.	323, 6 HR, 59 RBI, 1 SB
*Paul O'Toole, C, Sr.	281, 11 HR, 50 RBI, 11 SB
Kris Billmaier, LF, Jr.	313, 3 HR, 41 RBI, 2 SB
*Matt Bok, DH, Sr.	311, 3 HR, 36 RBI, 3 SB
Andy Sanchez, SS, So.	281, 5 HR, 29 RBI, 1 SB
*Joe Thaman, 1B, So.	272, 6 HR, 33 RBI, 2 SB
Matt Macri, SS, Fr. (inj.)	206, 1 HR, 13 RBI, 1 SB
Ken Meyer, DH, Sr.	268, 2 HR, 8 RBI, 1 SB
<b>TEAM</b>	<b>321, 53 HR, 467 slug., 63 SB</b>

J.P. Gagne, Jr.	9-4, 6 SV, 3.14, 94.2 IP, 69 SO
Grant Johnson, Fr.	9-5, 3.46, 101.1 IP, 86 SO
Chris Niesel, Fr.	4-0, 2 SV, 3.36, 72.1 IP, 62 SO
Peter Ogilvie, Jr.	7-5, 4.65, 79.1 IP, 58 SO
Ryan Kalita, Jr.	5-0, 3.16, 42.2 IP, 36 SO
John Axford, Fr.	5-2, 3.95, 70.2 IP, 64 SO
<b>TEAM</b>	<b>50-18, 18 SV, 3.57, 584.1 IP, 483 SO</b>

**2003 (45-18)**

Steve Sollmann, 2B, Jr.	384, 4 HR, 40 RBI, 38 SB
*Brennan Grogan, LF, Fr.	299, 0 HR, 25 RBI, 15 SB
*Steve Andres, DH, Fr.	266, 4 HR, 22 RBI, 2 SB
Matt Edwards, 3B/1B, So.	376, 8 HR, 69 RBI, 2 SB
Kris Billmaier, CF, Sr.	271, 5 HR, 43 RBI, 1 SB
Matt Macri, SS, So.	294, 4 HR, 35 RBI, 6 SB
Cody Rizzo, RF, Fr.	314, 4 HR, 38 RBI, 1 SB
Javi Sanchez, C, Jr.	303, 1 HR, 26 RBI, 6 SB
*Joe Thaman, 1B, Jr.	280, 1 HR, 23 RBI, 0 SB
Matt Bransfield, DH, Fr.	310, 0 HR, 10 RBI, 0 SB
Craig Cooper, LF, Fr.	330, 0 HR, 15 RBI, 10 SB
Greg Lopez, 3B, Fr.	250, 0 HR, 26 RBI, 1 SB
<b>TEAM</b>	<b>309, 31 HR, 430 slug., 84 SB</b>

Chris Niesel, So.	9-1, 2.65, 98.1 IP, 87 SO
Ryan Kalita, Sr.	7-1, 3.42, 76.1 IP, 64 SO
J.P. Gagne, Sr.	4-6, 13 SV, 2.70, 60.0 IP, 45 SO
John Axford, So.	9-3, 4.31, 71.0 IP, 69 SO
*Tom Thornton, Fr.	5-1, 1.81, 54.2 IP, 29 SO
Matt Laird, Sr.	3-1, 1 SV, 4.22, 53.1 IP, 48 SO
Ryan Doherty, Fr.	2-0, 1 SV, 2.20, 28.2 IP, 47 SO
<b>TEAM</b>	<b>45-18, 18 SV, 3.53, 554.0 IP, 479 SO</b>

**2004 (51-12)**

Matt Macri, 3B, Jr.	367, 14 HR, 56 RBI, 12 SB
Steve Sollmann, 2B, Sr. (inj.)	311, 2 HR, 26 RBI, 17 SB
Matt Bransfield, DH, So.	306, 12 HR, 58 RBI, 0 SB
Javi Sanchez, C, Sr.	278, 2 HR, 41 RBI, 2 SB
*Steve Andres, LF, So.	320, 8 HR, 39 RBI, 4 SB
Craig Cooper, RF, So.	360, 10 HR, 48 RBI, 12 SB
Matt Edwards, 1B, Jr.	310, 12 HR, 54 RBI, 8 SB
Cody Rizzo, CF, So.	263, 2 HR, 29 RBI, 5 SB
Greg Lopez, SS, So.	332, 2 HR, 34 RBI, 4 SB
Danny Dressman, OF, Fr.	264, 0 HR, 18 RBI, 2 SB
<b>TEAM</b>	<b>309, 69 HR, 479 slug., 69 SB</b>

Grant Johnson, Jr.	6-0, 1.87, 57.2 IP, 51 SO
Chris Niesel, Jr.	8-3, 3.62, 102.0 IP, 84 SO
*Tom Thornton, So.	9-2, 3.88, 99.2 IP, 77 SO
Jeff Samardzija, Fr.	5-3, 1 SV, 2.95, 64.0 IP, 42 SO
Ryan Doherty, So.	5-1, 12 SV, 2.38, 34.0 IP, 46 SO
Dan Kapala, Jr.	2-1, 1 SV, 2.70, 40.0 IP, 40 SO
*Joe Thaman, Sr.	4-1, 1 SV, 3.35, 48.1 IP, 34 SO
<b>TEAM</b>	<b>51-12, 15 SV, 3.36, 554.2 IP, 436 SO</b>

**2005 (38-24-1)**

Alex Netthey, CF, Jr.	288, 2 HR, 24 RBI, 12 SB
*Brett Lilley, 3B, Fr.	355, 0 HR, 28 RBI, 9 SB
Matt Edwards, 1B, Sr.	353, 14 HR, 68 RBI, 7 SB
Craig Cooper, LF, Jr.	325, 7 HR, 58 RBI, 14 SB
Cody Rizzo, RF, Jr.	252, 6 HR, 24 RBI, 17 SB
Matt Bransfield, DH, Jr. (inj.)	313, 0 HR, 16 RBI, 1 SB
*Ross Brezovsky, 2B, Fr.	261, 2 HR, 20 RBI, 3 SB
*Sean Gaston, C, So.	293, 1 HR, 28 RBI, 4 SB
Greg Lopez, SS, Jr.	274, 2 HR, 34 RBI, 0 SB
*Steve Andres, DH/LF, Jr.	232, 5 HR, 25 RBI, 0 SB
Tony Langford, LF/DH, Fr.	283, 3 HR, 28 RBI, 1 SB
<b>TEAM</b>	<b>295, 43 HR, 416 slug., 69 SB</b>

*Tom Thornton, Jr.	6-6, 4.69, 96.0 IP, 40 SO
Jeff Samardzija, So.	8-1, 3.89, 78.2 IP, 56 SO
Jeff Manship, So.	2-1, 1 SV, 3.97, 22.2 IP, 20 SO
Dan Kapala, Jr.	7-3, 1 SV, 3.20, 81.1 IP, 41 SO
Ryan Doherty, Jr.	1-3, 7 SV, 3.79, 35.2 IP, 44 SO
*Wade Korpi, Fr.	4-3, 5.47, 54.1 IP, 32 SO
*Mike Dury, So.	1-0, 2 SV, 1.38, 26.0 IP, 17 SO
<b>TEAM</b>	<b>38-24, 13 SV, 4.41, 557.1 IP, 342 SO</b>

## 2006 (45-17-1)

Craig Cooper, 1B, Sr.	425, 9 HR, 41 RBI, 9 SB
*Brett Liley, 3B, So.	320, 2 HR, 32 RBI, 5 SB
Jeremy Barnes, DH/2B, Fr.	294, 2 HR, 49 RBI, 9 SB
Matt Bransfield, LF, Sr.	333, 6 HR, 45 RBI, 4 SB
*Ross Brezovsky, 2B, So.	295, 4 HR, 42 RBI, 2 SB
*Sean Gaston, C, Jr.	319, 1 HR, 30 RBI, 4 SB
Adam Nettey, CF, Sr.	298, 3 HR, 23 RBI, 7 SB
Greg Lopez, SS, Sr.	304, 0 HR, 37 RBI, 2 SB
Cody Rizzo, RF/C, Sr.	261, 3 HR, 36 RBI, 13 SB
*Danny Dressman, OF, Jr.	321, 0 HR, 35 RBI, 6 SB
*Steve Andres, DH/LF, Sr.	203, 1 HR, 8 RBI, 1 SB

**TEAM** 313, 33 HR, 430 slug, 62 SB

Jeff Manship, Jr.	9-2, 3.26, 94.0 IP, 111 SO
Jeff Samardzija, Jr.	8-2, 4.33, 97.2 IP, 61 SO
*Tom Thornton, Sr.	7-3, 3.94, 82.1 IP, 58 SO
*Wade Korpi, So.	7-2, 2.00, 76.1 IP, 94 SO
Kyle Weiland, Fr.	2-4, 16.5V, 2.37, 49.1 IP, 48 SO
*Mike Dury, Jr.	3-1, 1.5V, 2.17, 29.0 IP, 17 SO
Jess Stewart, Jr.	4-2, 1.5V, 2.31, 39.0 IP, 21 SO

**TEAM** 45-17, 18 SV, 3.52, 572.0 IP, 504 SO

## 2007 (28-28)

*Brett Liley, SS, Jr.	371, 1 HR, 14 RBI, 5 SB
A.J. Pollock, 3B, Fr.	372, 3 HR, 28 RBI, 11 SB
*Ross Brezovsky, LF, Jr.	263, 1 HR, 33 RBI, 7 SB
Matt Weglarz, C, Gr.	244, 5 HR, 29 RBI, 4 SB
*Danny Dressman, CF, Sr.	305, 0 HR, 27 RBI, 11 SB
Jeremy Barnes, 2B, So.	258, 1 HR, 28 RBI, 8 SB
#Mike Dury, 1B, Sr.	242, 9 HR, 35 RBI, 4 SB
Ryan Smith, DH, Fr.	267, 2 HR, 23 RBI, 1 SB
Ryan Connolly, RF, So.	185, 0 HR, 9 RBI, 2 SB
Brayden Ashdown, RF, Fr.	158, 0 HR, 4 RBI, 2 SB

**TEAM** 274, 24 HR, 371 slug, 59 SB

David Phelps, So.	8-5, 1.88, 110.1 IP, 102 SO
Dan Kapala, Sr.	0-6, 3.92, 41.1 IP, 23 SO
*Wade Korpi, Jr.	1-5, 4.02, 53.2 IP, 43 SO
Eric Maust, Fr.	2-0, 1.5V, 3.65, 44.1 IP, 32 SO
Joe Williamson, Jr.	4-3, 2.5V, 2.81, 51.1 IP, 53 SO
Kyle Weiland, So.	5-3, 2.5V, 5.66, 41.1 IP, 37 SO
*Sam Elam, So.	0-2, 1.5V, 4.55, 31.2 IP, 25 SO
Brett Graffy, So.	3-2, 5.68, 38.0 IP, 24 SO

**TEAM** 28-28, 8 SV, 3.97, 487.0 IP, 396 SO

## 2008 (33-21-1)

*Brett Liley, SS, Sr.	297, 2 HR, 34 RBI, 9 SB
*David Mills, LF, So.	349, 2 HR, 26 RBI, 9 SB
A.J. Pollock, CF, So.	352, 4 HR, 42 RBI, 28 SB
*Evan Sharpley, DH, Jr.	324, 13 HR, 40 RBI, 1 SB
*Ross Brezovsky, LF, Sr.	338, 4 HR, 35 RBI, 1 SB
Jeremy Barnes, 2B, Jr.	307, 8 HR, 50 RBI, 3 SB
Sean Gaston, C, Sr.	287, 0 HR, 27 RBI, 3 SB
Casey Martin, 1B, So.	281, 3 HR, 18 RBI, 0 SB
Greg Sherry, 3B, Fr.	315, 2 HR, 14 RBI, 1 SB
Billy Buckrock, RF, So.	275, 1 HR, 26 RBI, 0 SB

**TEAM** 309, 41 HR, 447 slug, 59 SB

David Phelps, Jr.	5-5, 4.65, 93.0 IP, 75 SO
*Wade Korpi, Sr.	6-3, 3.59, 77.2 IP, 58 SO
Eric Maust, So.	6-3, 4.52, 69.2 IP, 46 SO
Tony Langford, Sr.	2-0, 1.27, 21.1 IP, 18 SO
Ryan Sharpley, Fr.	4-2, 3.03, 32.2 IP, 31 SO
Steven Mazur, So.	1-0, 4.18, 22.2 IP, 25 SO
Evan Daniel, Fr.	0-0, 5.00, 27.0 IP, 20 SO
Kyle Weiland, Jr.	2-1, 7.5V, 5.04, 30.1 IP, 31 SO
Cole Johnson, Fr.	2-2, 5.30, 35.2 IP, 28 SO
Brian Dupra, Fr.	3-3, 1.5V, 5.44, 46.1 IP, 30 SO

**TEAM** 33-21, 8 SV, 4.38, 493.2 IP, 392 SO

## 2009 (36-23)

A.J. Pollock, CF, Jr.	365, 10 HR, 52 RBI, 21 SB
*Golden Tate, LF, So.	329, 1 HR, 21 RBI, 13 SB
Jeremy Barnes, SS, Sr.	353, 15 HR, 70 RBI, 4 SB
*David Casey, DH, So.	330, 3 HR, 21 RBI, 2 SB
*David Mills, RF, Jr.	325, 1 HR, 28 RBI, 7 SB
Ryan Connolly, 1B, Sr.	324, 4 HR, 19 RBI, 5 SB
Mick Doyle, 3B, Sr.	327, 3 HR, 31 RBI, 3 SB
Cameron McConnell, C, So.	289, 3 HR, 37 RBI, 1 SB
Greg Sherry, 2B, So.	273, 0 HR, 18 RBI, 0 SB
Brayden Ashdown, RF, Jr.	302, 1 HR, 13 RBI, 1 SB
*Evan Sharpley, DH/1B, Sr.	223, 5 HR, 15 RBI, 0 SB
Matt Scioscia, DH/C, So.	265, 1 HR, 15 RBI, 0 SB
Ryne Intlekofer, 2B, Jr.	250, 1 HR, 10 RBI, 0 SB
Casey Martin, DH/1B, Jr.	301, 2 HR, 12 RBI, 1 SB

**TEAM** 309, 51 HR, 455 slug, 58 SB

Cole Johnson, So.	7-3, 4.47, 94.2 IP, 64 SO
Brian Dupra, So.	6-5, 4.94, 85.2 IP, 46 SO
Eric Maust, Jr.	6-3, 7.13, 82.0 IP, 28 SO
Will Hudgins, Fr.	2-0, 3 SV, 3.65, 24.2 IP, 9 SO
*Ryan Richter, Fr.	5-2, 3.86, 30.1 IP, 19 SO
*David Mills, Jr.	2-1, 1.5V, 4.55, 27.2 IP, 18 SO
Todd Miller, So.	1-2, 5.5V, 4.50, 36.2 IP, 21 SO
*Sam Elam, Sr.	1-1, 5.74, 31.1 IP, 38 SO
Steven Mazur, Jr.	2-2, 2 SV, 10.07, 22.1 IP, 22 SO

**TEAM** 36-23, 12 SV, 5.36, 519.0 IP, 328 SO

## 2010 (22-32)

Ryan Connolly, LF, Sr.	335, 11 HR, 38 RBI, 7 SB
Frank DeSico, 2B, Fr.	333, 1 HR, 25 RBI, 4 SB
*David Mills, DH, Sr.	308, 3 HR, 32 RBI, 8 SB
Casey Martin, 1B, Sr.	328, 5 HR, 33 RBI, 1 SB
Mick Doyle, SS, Jr.	228, 5 HR, 22 RBI, 2 SB
Brayden Ashdown, CF, Sr.	262, 5 HR, 18 RBI, 0 SB
Billy Buckrock, RF, Sr.	267, 1 HR, 14 RBI, 1 SB
Cameron McConnell, C, Jr.	219, 3 HR, 17 RBI, 1 SB
Greg Sherry, 3B, Jr.	202, 0 HR, 6 RBI, 0 SB
Ryne Intlekofer, INF, Sr.	315, 1 HR, 5 RBI, 1 SB
Matt Scioscia, DH/1B, Jr.	288, 0 HR, 12 RBI, 0 SB
Joe Hudson, C, Fr.	264, 1 HR, 6 RBI, 1 SB
Adam Norton, INF, Fr.	261, 1 HR, 15 RBI, 0 SB
*David Casey, DH/1B, Jr.	246, 0 HR, 12 RBI, 0 SB

**TEAM** 276, 39 HR, 394 slug, 29 SB

Brian Dupra, Jr.	4-5, 6.21, 82.2 IP, 53 SO
*Steve Sabatino, So.	3-7, 5.53, 71.2 IP, 61 SO
Eric Maust, Sr.	1-6, 5.83, 66.1 IP, 34 SO
*David Mills, Sr.	1-1, 2.5V, 3.26, 30.1 IP, 19 SO
Todd Miller, Jr.	2-0, 1.5V, 3.65, 12.1 IP, 7 SO
Steven Mazur, Jr.	1-2, 7.5V, 4.44, 26.1 IP, 29 SO
Adam Norton, Fr.	1-0, 5.23, 20.2 IP, 18 SO
Will Hudgins, So.	4-1, 5.56, 34.0 IP, 23 SO
*Ryan Richter, So.	1-1, 7.15, 34.0 IP, 21 SO
*Joe Spano, So.	0-3, 7.59, 21.1 IP, 20 SO
Cole Johnson, Jr.	3-3, 7.76, 31.1 IP, 19 SO

**TEAM** 22-32, 10 SV, 5.95, 476.1 IP, 334 SO

## 2011 (23-29-1)

Frank DeSico, 2B, So.	237, 0 HR, 11 RBI, 13 SB
Mick Doyle, SS, Sr.	203, 1 HR, 15 RBI, 10 SB
*Eric Jagielo, OF, Fr.	269, 5 HR, 28 RBI, 5 SB
Trey Mancini, 1B, Fr.	323, 9 HR, 34 RBI, 4 SB
Herman Petzold, OF, Sr.	282, 1 HR, 20 RBI, 4 SB
Adam Norton, DH, So.	254, 2 HR, 17 RBI, 0 SB
Greg Sherry, 3B, Sr.	179, 0 HR, 11 RBI, 2 SB
Joe Hudson, C, So.	239, 0 HR, 14 RBI, 2 SB
#Alex Robinson, OF, Jr.	222, 0 HR, 7 RBI, 2 SB
Charlie Markson, OF, So.	244, 0 HR, 5 RBI, 2 SB
Matt Scioscia, DH, Sr.	200, 0 HR, 3 RBI, 0 SB
*Matt Gossy, DH, Sr.	190, 0 HR, 1 RBI, 1 SB
*David Casey, DH, Sr.	120, 0 HR, 1 RBI, 0 SB
Cam McConnell, C, Sr.	118, 0 HR, 1 RBI, 0 SB

**TEAM** 239, 18 HR, 326 slug, 46 SB

Brian Dupra, Sr.	3-7, 3.10, 104.2 IP, 93 SO
Cole Johnson, Sr.	5-7, 2.76, 101.0 IP, 87 SO
Todd Miller, Sr.	4-3, 4.09, 81.1 IP, 41 SO
Will Hudgins, Jr.	4-0, 2 SV, 1.73, 26.0 IP, 18 SO
Dan Slania, Jr.	2-3, 4.5V, 2.35, 30.2 IP, 20 SO
Sean Fitzgerald, Fr.	1-2, 5.5V, 2.38, 34.0 IP, 25 SO
Adam Norton, So.	2-2, 1.5V, 3.75, 48.0 IP, 39 SO
Anthony McIver, Fr.	2-5, 3.77, 43.0 IP, 33 SO

**TEAM** 23-29, 12 SV, 3.42, 481.2 IP, 368 SO

## 2012 (31-27)

Frank DeSico, 2B, Jr.	302, 0 HR, 23 RBI, 13 SB
*Ryan Bull, DH/OF, Fr.	254, 1 HR, 19 RBI, 1 SB
*Eric Jagielo, OF, Fr.	310, 12 HR, 43 RBI, 4 SB
Trey Mancini, 1B, So.	317, 12 HR, 45 RBI, 3 SB
Joe Hudson, C, Jr.	332, 6 HR, 39 RBI, 3 SB
#Alex Robinson, OF, Sr.	301, 0 HR, 25 RBI, 2 SB
Charlie Markson, OF, Jr.	303, 2 HR, 20 RBI, 19 SB
*Mac Hudgins, OF, Fr.	261, 0 HR, 20 RBI, 3 SB
Tommy Chase, SS, Sr.	195, 0 HR, 7 RBI, 1 SB
Jason McMurray, SS, Fr.	221, 1 HR, 6 RBI, 1 SB
Conor Biggio, OF/DH, Fr.	214, 0 HR, 9 RBI, 7 SB
*Blaise Lezynski, OF/DH, Fr.	154, 0 HR, 3 RBI, 1 SB
Phil Mosey, 3B/SS, Fr.	136, 1 HR, 4 RBI, 0 SB
Kevin DeFillippis, SS, Fr.	279, 0 HR, 4 RBI, 0 SB

**TEAM** 277, 36 HR, 384 slug, 58 SB

Will Hudgins, Jr.	5-3, 2.06, 96.1 IP, 90 SO
Adam Norton, Jr.	5-5, 4.32, 98.0 IP, 60 SO
Pat Connaughton, Fr.	4-4, 3.18, 45.1 IP, 41 SO
Sean Fitzgerald, So.	7-3, 3.82, 70.2 IP, 57 SO
*Steve Sabatino, Sr.	0-1, 5.05, 35.2 IP, 34 SO
Dan Slania, Jr.	3-0, 13 SV, 2.03, 31.0 IP, 37 SO
*Joe Spano, Sr.	0-4, 3.43, 21.0 IP, 13 SO
Donnie Hissa, So.	1-1, 5.27, 27.1 IP, 31 SO
Patrick Veerck, Jr.	2-0, 5.60, 27.1 IP, 16 SO
Matt Tomewchek, Fr.	3-2, 4.76, 22.2 IP, 12 SO

**TEAM** 31-27, 14 SV, 3.92, 511.2 IP, 417 SO

## 2013 (34-24)

Frank DeSico, 2B, Sr.	262, 2 HR, 21 RBI, 19 SB
*Zak Kutsulis, OF, Fr.	292, 0 HR, 10 RBI, 5 SB
*Eric Jagielo, 3B, Jr.	388, 9 HR, 53 RBI, 3 SB
Trey Mancini, 1B, Jr.	389, 7 HR, 54 RBI, 3 SB
*Ryan Bull, OF, So.	319, 2 HR, 38 RBI, 2 SB
Charlie Markson, OF, Sr.	209, 0 HR, 21 RBI, 11 SB
Lane Richards, SS, Fr.	246, 0 HR, 20 RBI, 2 SB
*Conor Biggio, OF, So.	263, 0 HR, 1 RBI, 4 SB
Forrest Sanchez, C, Jr.	207, 0 HR, 20 RBI, 2 SB
Ricky Sanchez, C, Fr.	241, 0 HR, 2 RBI, 2 SB
Kevin DeFillippis, INF, So.	231, 0 HR, 1 RBI, 0 SB
*Blaise Lezynski, INF/OF, So.	222, 2 HR, 12 RBI, 0 SB
Phil Mosey, INF, So.	224, 3 HR, 13 RBI, 0 SB
*Mac Hudgins, OF, So.	218, 1 HR, 9 RBI, 2 SB
James Nevant, OF, Fr.	156, 0 HR, 2 RBI, 1 SB
Adam Norton, P, Sr.	111, 0 HR, 0 RBI, 0 SB
Kyle Richardson, OF, Fr.	000, 0 HR, 1 RBI, 1 SB
Jason McMurray, INF, So.	000, 0 HR, 0 RBI, 0 SB

**TEAM** 276, 26 HR, 268 RBI, 57 SB

Adam Norton, Jr.	10-5, 2.40, 116.1 IP, 70 SO
Sean Fitzgerald, Jr.	5-4, 4.89, 73.2 IP, 43 SO
Pat Connaughton, So.	4-2, 1.71, 47.1 IP, 29 SO
Nick McCarty, Fr.	5-4, 5.20, 62.1 IP, 33 SO
David Heame, Fr.	1-2, 4.70, 44.0 IP, 36 SO
Matt Tomewchek, So.	4-4, 6.32, 37.0 IP, 25 SO
Dan Slania, Jr.	3-1, 1.21, 59.1 IP, 43 SO
Donnie Hissa, Jr.	1-1, 5.22, 39.2 IP, 33 SO
Zak Kutsulis, Fr.	0-1, 2.25, 28.0 IP, 15 SO
Connor Hale, Fr.	1-0, 5.59, 9.2 IP, 7 SO
Michael Heame, Fr.	0-0, 8.44, 5.1 IP, 5 SO
Cristian Torres, So.	0-0, 12.46, 4.1 IP, 3 SO
Breck Ashdown, Sr.	0-0, 0.00, 1.1 IP, 0 SO


**TEAM** 34-24, 17 SV, 3.75, 528.1 IP, 342 SO

Year	Batting Average	Home Runs	Runs Batted In
1948	Gene Lavery .....281	Ray Petrzelka .....2	Ray Petrzelka .....11
1949	Dick Giedlin .....350	N.A. ....	N.A. ....
1950	Dick Giedlin .....317	Charles Kreis.....3	Dick Giedlin/Charles Kreis/Tom Martin.....16
1951	Tom Boland .....301	Harry Durkin.....4	Harry Durkin.....19
1952	Dick Colloton .....340	Bujnowski/Durkin/Ledwidge/Rosenthal .....1	Joe Ridge.....15
1953	Mark Tremblay .....350	Roger Braun/Dick Rosenthal .....1	Roger Braun .....30
1954	Mark Tremblay .....349	Mark Tremblay .....3	Jim Twohy.....15
1955	Jim Cusack .....342	Daniel Nespo.....3	Jim Carideo/Jim Cusack/Dan Nespo .....13
1956	Elmer Kohorst .....329	Elmer Kohorst/Daniel Nespo .....2	Elmer Kohorst.....21
1957	Jim Morris .....386	Gene Duffy.....4	Bob Senecal.....21
1958	Jim Morris .....394	Jim Morris .....7	Dick Selcer/Harold Trapp .....30
1959	Dick Selcer .....352	Gene Duffy .....3	Gene Duffy .....31
1960	Jack Gentempo .....383	Frank Finnegan .....5	John Carretta .....34
1961	Dick O'Leary .....287	Dick O'Leary .....6	Dick O'Leary.....26
1962	George Sefcik .....367	George Sefcik .....4	George Sefcik .....23
1963	Rich Gonski .....358	John Counsell.....4	Shaun Fitzmaurice .....27
1964	Rich Gonski .....379	Rich Gonski .....10	Shaun Fitzmaurice .....28
1965	Mark Gonnring .....299	Pat Topolski.....3	Pat Topolski.....22
1966	Dick Saugat .....342	Tom Blythe.....3	Pat Topolski.....16
1967	Kevin Hardy .....398	Dick Licini .....4	Dick Licini .....21
1968	Nick Scarpelli .....330	Gerry Goetz/Bob Kocmalski/Dick Licini .....2	Gerry Goetz .....18
1969	Tom Lux .....333	Phil Krill/James Gieselman .....2	Tom Lux .....13
1970	Joe Keenan .....312	Phil Krill.....4	Bill Orga .....23
1971	Pete Schmidt .....367	Paul Horan/Phil Krill .....3	Phil Krill .....28
1972	Joe LaRocca .....352	Rob Reschan .....6	Rob Reschan .....27
1973	Dick Nussbaum .....333	Tom Hansen/Robert Roemer .....2	Mark Schmitz/Robert Roemer .....24
1974	Tom Hansen .....378	Jim Smith.....4	Tom Hansen .....23
1975	Pat Coleman .....329	Jim Smith.....3	Bob Stratta .....22
1976	Frank Fiascki .....365	Bob Stratta .....4	Bob Stratta .....35
1977	Tim Pollock .....385	Dan Voellinger .....5	Mike Galloway/Tim Pollock .....28
1978	Rick Pullano .....356	Mark Simendinger/Jim Montagano.....2	Rick Pullano.....14
1979	Mike Jamieson .....355	Dan Voellinger .....2	Dan Voellinger.....30
1980	Dave Bartish .....422	Dan Voellinger .....5	Dan Voellinger.....38
1981	Jim Montagano .....397	Henry Valenzuela .....8	Henry Valenzuela .....44
1982	Dan Szajko .....343	Henry Valenzuela .....4	Chuck Tasch/Henry Valenzuela .....35
1983	Rick Chryst .....325	Carl Vuono .....4	Carl Vuono .....29
1984	Mike Metzler .....412	Carl Vuono .....8	Mike Metzler .....49
1985	Mike Trudeau .....366	Mike Trudeau .....7	Mike Trudeau .....47
1986	John Loughran .....380	Tom Shields .....6	Ken Soos .....47
1987	Pat Pesavento .....333	Tim Hutson/Dan Peltier .....6	Dan Peltier.....39
1988	Dan Peltier .....414	Tim Hutson .....18	Tim Hutson .....74
1989	Dan Peltier .....446	Dan Peltier .....15	Dan Peltier .....93
1990	Joe Binkiewicz .....322	Frank Jacobs.....11	Frank Jacobs .....49
1991	Joe Binkiewicz .....379	Frank Jacobs .....20	Frank Jacobs .....79
1992	Eric Danapilis .....377	Craig Counsell .....12	Craig Counsell .....63
1993	Edwin Hartwell .....447	Edwin Hartwell/Eric Danapilis.....13	Eric Danapilis .....85
1994	Scott Sollmann .....402	Ryan Topham .....10	Robbie Kent.....82
1995	Scott Sollmann .....406	Ryan Topham .....18	Ryan Topham .....79
1996	Randall Brooks .....396	Mike Amrhein .....13	George Restovich .....68
1997	Mike Amrhein .....394	Jeff Wagner .....17	Mike Amrhein .....71
1998	Brant Ust .....373	Brant Ust .....18	Brant Ust .....58
1999	Brant Ust .....359	Brant Ust .....17	Alec Porzel .....60
2000	Steve Stanley .....362	Brian Stavisky .....14	Alec Porzel .....58
2001	Steve Stanley .....400	Brian Stavisky .....10	Brian Stavisky .....66
2002	Steve Stanley .....439	Paul O'Toole .....11	Andrew Bushey .....59
2003	Steve Sollmann .....384	Matt Edwards.....8	Matt Edwards .....69
2004	Matt Macri .....367	Matt Macri .....14	Matt Bransfield .....58
2005	Brett Lilley .....355	Matt Edwards.....14	Matt Edwards .....68
2006	Craig Cooper .....425	Craig Cooper .....9	Jeremy Barnes .....49
2007	A.J. Pollock .....372	Mike Dury .....9	Mike Dury .....35
2008	A.J. Pollock .....352	Evan Sharpley .....13	Jeremy Barnes .....50
2009	A.J. Pollock .....365	Jeremy Barnes .....15	Jeremy Barnes .....70
2010	Ryan Connolly .....335	Ryan Connolly .....11	Ryan Connolly .....38
2011	Trey Mancini .....323	Trey Mancini .....9	Trey Mancini .....34
2012	Joe Hudson .....332	Eric Jagielo .....13	Trey Mancini .....45
2013	Trey Mancini .....389	Eric Jagielo .....9	Trey Mancini .....54
2014	<b>Blaise Lezynski .....296</b>	<b>Robert Youngdahl/Ryan Bull .....3</b>	<b>Blaise Lezynski .....32</b>

Current players in **Bold**

Year	Victories	Earned-Run Average	Strikeouts
1948	J. Campbell/W. Mahannah ..... 3-3/3-4	N.A. ....	N.A. ....
1949	Walt Mahannah ..... 8	N.A. ....	N.A. ....
1950	Bob Nemes ..... 3-5	N.A. ....	Bob Nemes ..... 28
1951	Stan Konopka ..... 5-4	N.A. ....	N.A. ....
1952	Tom Bujnowski ..... 5-5	N.A. ....	Tom Bujnowski ..... 64
1953	Stan Konopka ..... 9-1	N.A. ....	Stan Konopka ..... 59
1954	Angelo Capozzi ..... 4-2	N.A. ....	John Reynolds ..... 33
1955	Dick Bunker ..... 3-4	Dick Bunker ..... 3.53*	Dick Bunker ..... 60
1956	Tom Bujnowski ..... 5-3	Tom Bujnowski ..... 3.58*	Tom Bujnowski ..... 67
1957	Tom Bujnowski ..... 7-3	Chuck Symeon ..... 1.31	Tom Bujnowski ..... 75
1958	Frank Carpin/Chuck Symeon ..... 6-2/6-3	Chuck Symeon ..... 3.11	Frank Carpin ..... 102
1959	Nick Palihnich ..... 6-2	Nick Palihnich ..... 1.25	Nick Palihnich ..... 48
1960	Nick Palihnich ..... 6-2	Jack Mitchell ..... 0.71	Nick Palihnich ..... 55
1961	Mickey Walker ..... 5-2	Mickey Walker ..... 2.46	Mickey Walker ..... 48
1962	Phil Donnelly ..... 4-3	Phil Donnelly ..... 1.27	Mickey Walker ..... 29
1963	Mickey Walker ..... 6-2	Mickey Walker ..... 1.73	Rich Rusteck ..... 89
1964	Larry Kennedy/Frank Karazim ... 4-3/4-4	Larry Kennedy ..... 2.91	Frank Karazim ..... 42
1965	Ed Lupton ..... 8-4	Ed Lupton ..... 2.64	Dan McGinn ..... 69
1966	Tom Cuggino ..... 5-2	Tom Cuggino ..... 2.25	Tom Cuggino ..... 53
1967	Dave Celmer/Bob Arnzen ..... 5-1/5-1	Bob Arnzen ..... 2.43	Dave Celmer ..... 53
1968	Celmer/Karkut/Furlong ..... 3-2/3-3/3-3	Mickey Karkut ..... 3.30	Nick Furlong ..... 48
1969	Ron Schmitz ..... 5-1	Nick Furlong ..... 1.50	Nick Furlong ..... 50
1970	Ron Schmitz ..... 5-2	Ron Schmitz ..... 3.76	Mickey Karkut ..... 48
1971	James Noe/Ed Hrabcsak ..... 3-3/3-1	Ed Hrabcsak ..... 2.25	Ron Schmitz ..... 48
1972	Rich Eich ..... 5-2	Mike Riddell ..... 3.58	Mike Riddell ..... 44
1973	Mike Swallow ..... 4-1	Mike Riddell ..... 3.26	Mike Riddell ..... 33
1974	Bob Stratta ..... 7-3	Bob Stratta ..... 2.50	Bob Stratta ..... 52
1975	Bob Stratta ..... 5-3	Bob Stratta ..... 3.76	Bob Stratta ..... 36
1976	Don Wolfe ..... 6-3	Don Wolfe ..... 2.97	Don Wolfe ..... 46
1977	Jim Sholl ..... 4-7	Jim Sholl ..... 3.82	Jim Sholl ..... 51
1978	Don Wolfe ..... 4-6	Joe Karpowicz ..... 2.61	Don Wolfe ..... 41
1979	Mike Deasey ..... 5-0	Mike Deasey ..... 4.24	Bob Bartlett ..... 32
1980	Mike Deasey ..... 6-2	Mike Deasey ..... 2.39	Bob Bartlett ..... 37
1981	Bob Bartlett ..... 7-3	Mike Deasey ..... 3.41	Bob Bartlett ..... 61
1982	Bryan Smith ..... 7-2	Mark Clementz ..... 1.50	Mark Clementz ..... 33
1983	Bill Matre ..... 6-5	Mark Clementz ..... 3.31	Steve Whitmyer/Bill Matre ..... 58
1984	Tom Conlin/Mark Clementz ..... 5-3/5-6	Mark Clementz ..... 3.31	Mark Clementz ..... 37
1985	Stephen Powell/Bob Lopes ..... 5-2/5-5	Kevin Chenail ..... 3.22	Buster Lopes ..... 42
1986	Mark Watzke ..... 5-4	Mark Watzke ..... 4.50	Kevin Chenail ..... 33
1987	Mike Passilla/Thomas Shaw ..... 3-4/3-1	Brian Piotrowicz ..... 4.26	Brian Piotrowicz ..... 28
1988	Erik Madsen ..... 8-4	Erik Madsen ..... 3.74	Erik Madsen ..... 56
1989	Brian Piotrowicz ..... 11-4	Brian Piotrowicz ..... 2.24	Brian Piotrowicz ..... 72
1990	David Sinnes ..... 9-2	David Sinnes ..... 1.05	David Sinnes ..... 77
1991	Alan Walania ..... 11-5	Chris Michalak ..... 2.47	David Sinnes ..... 89
1992	Chris Michalak ..... 10-5	Chris Michalak ..... 2.20	Pat Leahy ..... 80
1993	Tom Price ..... 12-2	A.J. Jones ..... 1.79	David Sinnes ..... 90
1994	Tom Price ..... 14-5	Larry Mohs ..... 2.09	Tom Price ..... 85
1995	Darin Schmalz ..... 8-3	Tim Kraus ..... 3.65	Darin Schmalz ..... 50
1996	Darin Schmalz ..... 9-4	Darin Schmalz ..... 2.23	Darin Schmalz/Christian Parker ..... 56
1997	Darin Schmalz ..... 9-3	Chris McKeown ..... 3.26	Alex Shilliday ..... 72
1998	Alex Shilliday ..... 9-5	Aaron Heilman ..... 1.61	Alex Shilliday/Brad Lidge ..... 93
1999	Aaron Heilman ..... 11-2	Aaron Heilman ..... 3.14	Aaron Heilman ..... 118
2000	Aaron Heilman ..... 10-2	Aaron Heilman ..... 3.21	Aaron Heilman ..... 118
2001	Aaron Heilman ..... 15-0	Aaron Heilman ..... 1.74	Aaron Heilman ..... 86
2002	Grant Johnson/J.P. Gagne ..... 9-5/9-4	J.P. Gagne ..... 3.14	Grant Johnson ..... 111
2003	Chris Niesel/John Axford ..... 9-1/9-3	Tom Thornton ..... 1.81	Chris Niesel ..... 87
2004	Tom Thornton ..... 9-2	Grant Johnson ..... 1.87	Chris Niesel ..... 84
2005	Jeff Samardzija ..... 8-1	Dan Kapala ..... 3.20	Jeff Samardzija ..... 56
2006	Jeff Manship ..... 9-2	Wade Korpi ..... 2.00	Jeff Manship ..... 111
2007	David Phelps ..... 8-5	David Phelps ..... 1.88	David Phelps ..... 102
2008	Eric Maust/Wade Korpi ..... 6-3/6-3	Wade Korpi ..... 3.59	David Phelps ..... 75
2009	Cole Johnson ..... 7-3	Cole Johnson ..... 4.47	Cole Johnson ..... 64
2010	Brian Dupra/Will Hudgins ..... 4-5/4-1	Steve Sabatino ..... 5.53	Steve Sabatino ..... 61
2011	Cole Johnson ..... 5-7	Cole Johnson ..... 2.76	Brian Dupra ..... 93
2012	Sean Fitzgerald ..... 7-3	Will Hudgins ..... 2.06	Will Hudgins ..... 90
2013	Adam Norton ..... 10-5	Dan Slania ..... 1.21	Adam Norton ..... 70
2014	<b>Michael Hearne</b> ..... 5-6	<b>Scott Kerrigan</b> ..... 1.87	Sean Fitzgerald/Donnie Hissa/ <b>Michael Hearne</b> ..48

Current players in **Bold**



**Cory Mee (1989-92)** – now head coach at the University of Toledo – started all 63 games of his senior season (1992) and set then Irish records for total sacrifices (16) and total sacrifices (57).

GAMES PLAYED	
1. Dan Peltier (1989) .....	68 of 68
Pat Pesavento (1989).....	68 of 68
James Sass (1989) .....	68 of 68
Steve Stanley (2002) .....	68 of 68
5. Javi Sanchez (2002) .....	66 of 68
Paul O'Toole (2002) .....	66 of 68
7. Kris Billmaier (2002).....	65 of 68
8. Steve Stanley (2000) .....	64 of 64
Brian Stavisky (2000).....	64 of 64
Mike Coss (1989) .....	64 of 68

GAMES STARTED	
1. Dan Peltier (1989) .....	68 of 68
Pat Pesavento (1989).....	68 of 68
Steve Stanley (2002) .....	68 of 68
4. James Sass (1989) .....	66 of 68
5. Paul O'Toole (2002) .....	65 of 68
Javi Sanchez (2002).....	65 of 68
7. Steve Stanley (2000) .....	64 of 64
Brian Stavisky (2000).....	64 of 64
9. Brett Lilley (2005).....	63 of 63
Matt Edwards (2005).....	63 of 63
Joe Binkiewicz (1992).....	63 of 63
Eric Danapilis (1992).....	63 of 63
Cory Mee (1992) .....	63 of 63
Alec Porzel (2001).....	63 of 63
Steve Stanley (2001) .....	63 of 63
Andrew Bushey (2002).....	63 of 68

AT BATS	
1. Steve Stanley (2002) .....	271
Dan Peltier (1989) .....	258
3. Steve Stanley (2001) .....	255
Steve Sollmann (2003).....	255
5. Alec Porzel (2001).....	251
6. Brian Stavisky (2000).....	248
Frank DeSico (2012).....	248
8. Pat Pesavento (1989).....	245
9. Frank DeSico (2013).....	244
10. Alec Porzel (2000).....	243

BATTING AVERAGE	
(min. 2.5 AB/team gm)	
1. Edwin Hartwell (1993) .....	.447 (89/199)
2. Dan Peltier (1989) .....	.446 (115/258)
3. Steve Stanley (2002) .....	.439 (119/271)
4. Eric Danapilis (1993) .....	.438 (96/219)
5. Craig Cooper (2006) .....	.425 (97/228)
6. Dave Bartish (1980).....	.422 (43/102)
7. Dan Peltier (1988) .....	.414 (89/215)
8. Mike Metzler (1984).....	.412 (56/136)
9. Scott Sollmann (1995).....	.406 (93/229)
10. Scott Sollmann (1994).....	.402 (76/189)
11. Robbie Kent (1994) .....	.402 (86/214)
12. Steve Stanley (2001) .....	.400 (102/255)
13. James Sass (1989) .....	.398 (90/226)
14. Kevin Hardy (1967).....	.398 (39/98)
15. Jim Montagano (1981).....	.397 (52/131)
16. Randall Brooks (1996).....	.396 (89/225)
17. Mike Amrhein (1997) .....	.394 (91/231)
18. Brian Stavisky (2002).....	.394 (76/193)
19. Jim Morris (1958) .....	.394 (37/94)
20. Dick Licini (1967).....	.390 (39/100)
21. Trey Mancini (2013).....	.389 (89/229)
22. Eric Jagielo (2013) .....	.388 (76/196)
23. Mike Amrhein (1995).....	.386 (85/220)
24. Jim Morris (1957) .....	.386 (27/70)
Brian Stavisky (2001).....	.386 (81/210)

HITS	
1. Steve Stanley (2002) .....	119
2. Dan Peltier (1989) .....	115
3. Steve Stanley (2001) .....	102
4. Steve Sollmann (2003).....	98
5. Craig Cooper (2006).....	97
6. Eric Danapilis (1993).....	96
7. Scott Sollmann (1995).....	93
8. Pat Pesavento (1989).....	92
9. Mike Amrhein (1997).....	91
10. James Sass (1989) .....	90

RBI	
1. Dan Peltier (1989) .....	93
2. Eric Danapilis (1993).....	85
3. Robbie Kent (1994) .....	82
4. Frank Jacobs (1991).....	79
Ryan Topham (1995).....	79
6. Tim Hutson (1988).....	74
7. Mike Amrhein (1997) .....	71
8. Dan Peltier (1988) .....	70
Jeremy Barnes (2009).....	70
10. Mike Amrhein (1995).....	69
Jeff Wagner (1997).....	69
Matt Edwards (2003).....	69

ON BASE PERCENTAGE	
(min. 2.5 AB/team gm)	
1. Edwin Hartwell (1993) .....	.549 (135/246)
2. Eric Danapilis (1993) .....	.529 (145/274)
3. Rob Reschan (1972).....	.523 (58/111)
4. Craig Cooper (2006).....	.522 (145/278)
5. Dan Peltier (1989) .....	.513 (157/306)
6. Brett Lilley (2007).....	.512 (131/256)
7. Dan Peltier (1988) .....	.512 (133/260)
8. Mike Metzler (1984).....	.509 (88/173)
9. Steve Stanley (2002).....	.506 (159/314)
10. Ryan Topham (1994) .....	.506 (121/239)

SLUGGING PERCENTAGE	
(min. 2.5 AB/team gm)	
1. Dan Peltier (1989) .....	.783 (202/258)
2. Ryan Topham (1995) .....	.733 (151/206)
3. Eric Danapilis (1993).....	.726 (159/219)
4. Brant Ust (1998) .....	.724 (157/217)
5. Shaun Fitzmaurice (1964).....	.719 (82/114)
Edwin Hartwell (1993).....	.719 (143/199)
7. Jeff Wagner (1997) .....	.712 (156/219)
8. Rich Gonski (1964).....	.707 (82/116)

OPS (OBP + SLG)	
(min. 2.5 AB/team gm)	
1. Dan Peltier (1989; .513+.783) .....	1.296
2. Edwin Hartwell (1993; .549+.719).....	1.267
3. Eric Danapilis (1993; .529+.726).....	1.255
4. Craig Cooper (2006; .522+.654).....	1.175
5. Ryan Topham (1995; .436+.733).....	1.169
6. Jeff Wagner (1997; .447+.712).....	1.159
7. Rob Reschan (1972; .523+.633).....	1.155
8. Dan Peltier (1988; .512+.637).....	1.149
9. Brant Ust (1998; .424+.724).....	1.148
10. Mike Amrhein (1997; .476+.658).....	1.134

TOTAL BASES	
1. Dan Peltier (1989) .....	202
2. Eric Danapilis (1993).....	159
3. Matt Macri (2004).....	158
4. Brant Ust (1998) .....	157
5. Jeff Wagner (1997) .....	156
6. Mike Amrhein (1997).....	152
Jeremy Barnes (2009).....	152
8. Ryan Topham (1995) .....	151
9. Brant Ust (1999) .....	150
10. Craig Cooper (2006).....	149

HOMERUNS	
1. Frank Jacobs (1991).....	20
2. Tim Hutson (1988).....	18
Ryan Topham (1995).....	18
Brant Ust (1998).....	18
5. Jeff Wagner (1997) .....	17
Brant Ust (1999) .....	17
7. Dan Peltier (1989) .....	15
Joe Binkiewicz (1991).....	15
Jeremy Barnes (2009).....	15
10. Jeff Wagner (1998).....	14
Mike Amrhein (1997).....	14
Brian Stavisky (2000).....	14
Matt Macri (2004).....	14
Matt Edwards (2005).....	14

TRIPLES	
1. Scott Sollmann (1995).....	11
2. Shaun Fitzmaurice (1964).....	10
3. Robbie Kent (1994) .....	9
George Restovich (1996).....	9
5. J.J. Brock (1997) .....	8
6. Scott Sollmann (1994).....	7
Randall Brooks (1997).....	7
Matt Macri (2004).....	7
Trey Mancini (2013).....	7
10. Dick Selcer (1958).....	6
Gene Duffy (1959).....	6
Paul Failla (1992).....	6
Scott Sollmann (1996).....	6
Jeremy Barnes (2006).....	6
David Mills (2008).....	6

## DOUBLES

1. Dan Peltier (1989) .....	32
2. Alec Porzel (2001) .....	28
3. Eric Danapilis (1993) .....	24
Robbie Kent (1994) .....	24
Alec Porzel (2000) .....	24
6. Craig Counsell (1992) .....	22
7. Dan Peltier (1988) .....	21
Jeff Wagner (1997) .....	21
Jeff Felker (2000) .....	21
Matt Edwards (2005) .....	21

## RUNS SCORED

1. Pat Pesavento (1989) .....	88
2. Pat Pesavento (1988) .....	81
Dan Peltier (1989) .....	81
4. Craig Cooper (2006) .....	79
5. Steve Stanley (2002) .....	77
6. Craig DeSensi (1993) .....	76
Steve Stanley (2001) .....	76
Matt Macri (2004) .....	76
9. Scott Sollmann (1995) .....	73
10. Edwin Hartwell (1993) .....	72

## HARDEST TO STRIKEOUT (AB/SO)

1. Rick Pullano (1978) .....	44.00 (132/3)
2. Dan Szajko (1982) .....	34.25 (137/4)
3. Tom Caruso (1978) .....	32.33 (97/3)
4. Mike Jamieson (1980) .....	30.75 (123/4)
5. Dan Szajko (1980) .....	25.75 (103/4)
6. Steve Stanley (2002) .....	24.64 (271/11)
7. Pete Schmidt (1971) .....	24.00 (120/5)
8. A.J. Pollock (2008) .....	21.60 (216/10)
9. Dave Bartish (1980) .....	20.40 (102/5)
10. Henry Valenzuela (1981) .....	19.29 (135/7)

\* Note: batters' strikeouts not kept until 1969; minimum 90 at bats for above list; Tom Caruso had 87 at bats in 1979 without a single strikeout.

## WALKS

1. Ryan Topham (1994) .....	63
2. Pat Pesavento (1989) .....	61
3. Ryan Topham (1993) .....	51
4. Joe Binkiewicz (1992) .....	50
5. Craig Counsell (1991) .....	49
6. Eric Danapilis (1992) .....	48
7. Pat Pesavento (1988) .....	46
Matt Edwards (2005) .....	46
9. Craig Counsell (1992) .....	45
Greg Layson (1994) .....	45

### Did You Know?

All-America standouts **Eric Danapilis** (1.255 OPS, +34 PDR in 1993) and **Craig Cooper** (1.175 OPS, +34 PDR in 2006) are the only Notre Dame baseball players ever to post an on-base-plus-slugging score above 1.150 and a plate-discipline ratio (BB+HBP-SO) above +30 during the same season.

## TIMES HIT-BY-PITCH

1. Brett Lilley (2008) .....	31
2. Brett Lilley (2005) .....	30
3. Cody Rizzo (2003) .....	28
4. Brett Lilley (2007) .....	27
5. Alex Netthey (2006) .....	23
6. Cody Rizzo (2004) .....	21
Cody Rizzo (2005) .....	21
Brett Lilley (2006) .....	21
9. Ryan Connolly (2010) .....	20
10. Greg Lopez (2005) .....	16

## PLATE DISCIPLINE RATIO (BB+HBP-K)

1. Ed Lund (1988; 44+14-14) .....	+44
2. Pat Pesavento (1989; 61+2-21) .....	+42
3. Brett Lilley (2008; 31+31-26) .....	+36
4. Eric Danapilis (1993; 34+15-15) .....	+34
Craig Cooper (2006; 38+10-14) .....	+34
6. Dan Szajko (1982; 36+1-4) .....	+33
Craig Counsell (1991; 49+2-18) .....	+33
Greg Layson (1993; 36+14-17) .....	+33
9. Brett Lilley (2005; 34+30-33) .....	+31
10. Ryan Topham (1994; 63+4-37) .....	+30
Brett Lilley (2007; 31+27-28) .....	+30

## STOLEN BASES

1. Scott Sollmann (1996) .....	52
2. Pat Pesavento (1988) .....	38
Pat Pesavento (1989) .....	38
Steve Sollmann (2003) .....	38
5. Steve Stanley (2002) .....	32
6. Greg Layson (1994) .....	31
Steve Stanley (2001) .....	31
8. Dan Bautch (1990) .....	29
Steve Stanley (2000) .....	29
10. Matt Haas (1993) .....	28
A.J. Pollock (2008) .....	28

## STOLEN BASE PERCENTAGE

(min. eight stolen bases)

1. David Mills (2008) .....	1.000 (9-9)
Frank Fiaschi (1976) .....	1.000 (8-8)
Dave Lazzeri (1976) .....	1.000 (8-8)
Jeff Felker (1997) .....	1.000 (8-8)
Jeremy Barnes (2007) .....	1.000 (8-8)
6. Greg Layson (1994) .....	.969 (31-32)
7. Paul O'Toole (2000) .....	.941 (16-17)
8. Golden Tate (2009) .....	.929 (13-14)
9. Scott Rogers (1987) .....	.923 (12-13)
10. Casey Snyder (1984) .....	.917 (11-12)
Alec Porzel (1999) .....	.917 (11-12)

## SACRIFICE BUNTS

1. David Mills (2008) .....	19
2. Brett Lilley (2006) .....	15
3. Mike Moshier (1988) .....	14
Mike Coss (1988) .....	14
Scott Sollmann (1996) .....	14
Mick Doyle (2011) .....	14
7. Dan Bautch (1991) .....	13
Cory Mee (1992) .....	13
Steve Stanley (2000) .....	13
Joe Thaman (2002) .....	13
Forrest Johnson (2013) .....	13

## SACRIFICE FLIES

1. Robbie Kent (1994) .....	9
Mick Doyle (2009) .....	9
3. Alec Porzel (2000) .....	8
Paul O'Toole (2002) .....	8
Trey Mancini (2013) .....	8
Cavan Biggio (2014) .....	8
7. George Restovich (1996) .....	7
Alec Porzel (1999) .....	7
Steve Stanley (1999) .....	7
Jeff Felker (2000) .....	7
Andrew Bushey (2002) .....	7
Kris Billmaier (2003) .....	7
Javi Sanchez (2004) .....	7
Greg Lopez (2005) .....	7
A.J. Pollock (2008) .....	7
David Mills (2010) .....	7


## TOTAL SACRIFICES (SH/SF)

1. David Mills (2008) .....	23 (19/4)
2. Brett Lilley (2006) .....	19 (15/4)
3. Andrew Bushey (2002) .....	17 (10/7)
4. Mike Moshier (1988) .....	16 (14/2)
Cory Mee (1992) .....	16 (13/3)
Danny Dressman (2007) .....	16 (11/5)
7. Craig Counsell (1991) .....	15 (10/5)
Scott Sollmann (1995) .....	15 (12/3)
Joe Thaman (2002) .....	15 (13/2)
Forrest Johnson (2013) .....	15 (13/2)

Current players in **Bold**



*Stellar defensive first baseman **Jeff Felker** (1997-2000) made 524 putouts on defense and had 21 doubles at the plate as a senior in 2000. He concluded his career with 59 doubles in 220 starts and closed his career with hits in the final seven games while earning a spot on the all-NCAA Starkville Regional team.*



**David Sinnes' (1990-93) career** included a 1.05 ERA as a freshman in 1990 (Second in the nation that season). He also posted a 32-8 career record and held the Irish career strikeout record (315) for seven years before Aaron Heilman's 425 strikeouts from 1998-2001.

**APPEARANCES**

1. Mike Coffey (1989).....	37
2. Aaron Heilman (1998).....	31
Dan Slania (2012).....	31
Donnie Hissa (2014).....	31
5. John Corbin (2000).....	30
J.P. Gagne (2003).....	30
Ryan Doherty (2004).....	30
Kyle Weiland (2006).....	30
9. Joe Thaman (2004).....	29
Joe Spano (2012).....	29
<b>Nick McCarty (2013).....</b>	<b>29</b>

**GAMES STARTED**

1. Tom Price (1994).....	19
2. Brian Piotrowicz (1989).....	18
3. Erik Madsen (1989).....	17
Alex Shilliday (1998).....	17
5. Chris Michalak (1992).....	16
Tim Kalita (1999).....	16
Tom Thornton (2005).....	16
Adam Norton (2013).....	16
9. Erik Madsen (1988).....	15
Pat Leahy (1990).....	15
Pat Leahy (1992).....	15
Chris Michalak (1993).....	15
Tom Price (1993).....	15
Brad Lidge (1998).....	15
Aaron Heilman (2001).....	15
Danny Tamayo (2001).....	15
Chris Niesel (2003).....	15
Chris Niesel (2004).....	15
Tom Thornton (2004).....	15
Jeff Samardzija (2006).....	15
David Phelps (2007).....	15
Brian Dupra (2011).....	15
Cole Johnson (2011).....	15
Will Hudgins (2012).....	15
Adam Norton (2012).....	15

**EARNED RUN AVERAGE**

(min. 40 innings pitched - 2.00 or below ERA)

1. Jack Mitchell (1960).....	0.71 (4/50.2)
2. David Sinnes (1990).....	1.05 (8/68.2)
3. Dan Slania (2013).....	1.21 (8/59.1)
4. Nick Palihnich (1959).....	1.25 (9/64.2)
5. Phil Donnelly (1962).....	1.27 (7/49.2)
6. Chuck Symeon (1957).....	1.31 (9/62.0)
7. Nick Furlong (1969).....	1.50 (9/54.0)
Mark Clementz (1982).....	1.50 (7/42.0)
9. Aaron Heilman (1998).....	1.61 (12/67.0)
10. Pat Connaughton (2013).....	1.71 (9/47.1)
11. Mickey Walker (1963).....	1.73 (14/73.0)
12. Aaron Heilman (2001).....	1.74 (22/114.0)
13. A.J. Jones (1993).....	1.79 (8/40.1)
14. Tom Thornton (2003).....	1.81 (11/54.2)
15. Jack Mitchell (1959).....	1.85 (9/43.2)
16. Grant Johnson (2004).....	1.87 (12/57.2)
Scott Kerrigan (2014).....	1.87 (9/57.2)
18. David Phelps (2007).....	1.88 (23/110.1)
19. Brian Piotrowicz (1990).....	1.90 (17/80.2)
20. Peter Oglivie (2001).....	1.90 (11/52.0)
21. Wade Korpi (2006).....	2.00 (17/76.1)

**SHUTOUTS**

1. Billy Burke (1909).....	5
2. Jean Dubuc (1908).....	4
3. Nine players.....	3
Last times: Chris Michalak (1993), Aaron Heilman (2001), Danny Tamayo (2001), Adam Norton (2013)	

**INNINGS PITCHED**

1. Tom Price (1994).....	140.1
2. Chris Michalak (1992).....	118.2
3. Chris Michalak (1993).....	117.1
4. Adam Norton (2013).....	116.1
5. Aaron Heilman (2001).....	114.0
6. Danny Tamayo (2001).....	112.2
7. Brian Piotrowicz (1989).....	112.1
8. David Phelps (2007).....	110.1
9. Aaron Heilman (1999).....	109.0
10. Brian Dupra (2011).....	104.2

**WINS**

1. Aaron Heilman (2001).....	15-0
2. Tom Price (1994).....	14-5
3. Tom Price (1993).....	12-2
4. Aaron Heilman (1999).....	11-2
Brian Piotrowicz (1989).....	11-4
Alan Waliana (1991).....	11-5
Chris Michalak (1993).....	11-5
8. Hugh Mageveney (1924).....	10
Frank Scanlan (1908).....	10-0
Aaron Heilman (2000).....	10-2
David Sinnes (1993).....	10-3
Erik Madsen (1989).....	10-4
Chris Michalak (1992).....	10-5
Adam Norton (2013).....	10-5

**CONSECUTIVE WINNING DECISIONS**

1. Aaron Heilman (2001).....	15
2. Frank Scanlan (1908).....	10
Aaron Heilman (2000).....	10

**UNDEFEATED SEASON STARTS**

1. Aaron Heilman (2001).....	15-0
2. Frank Scanlan (1908).....	10-0
3. Bill Ryan (1910).....	9-0
Hugh Mageveney (1924).....	9-0
Tim Kraus (1994).....	9-0
John Axford (2003).....	9-0


**WINNING PERCENTAGE**

(min. 8 decisions)

1. Aaron Heilman (2001).....	1.000 (15-0)
Frank Scanlan (1908).....	1.000 (10-0)
Tim Kraus (1994).....	1.000 (9-0)
Sam O'Gorman (1906).....	1.000 (8-0)
Herb Kelly (1912).....	1.000 (8-0)
6. Bill Ryan (1910).....	.900 (9-1)
Stan Konopka (1953).....	.900 (9-1)
Chris Michalak (1991).....	.900 (9-1)
Chris Niesel (2003).....	.900 (9-1)
10. Jean Dubuc (1908).....	.889 (8-1)
Pat Leahy (1990).....	.889 (8-1)
David Sinnes (1992).....	.889 (8-1)
Jeff Samardzija (2005).....	.889 (8-1)

**COMPLETE GAMES**

1. Aaron Heilman (2001).....	12
2. Billy Ryan (1910).....	11
3. Frank Scanlan (1908).....	10
Jim Sholl (1977).....	10
Chris Michalak (1993).....	10
Tom Price (1994).....	10
7. Bill Fleet (1901).....	8
Ed Reulbach (1903).....	8
Jean Dubuc (1908).....	8
Bill Heyl (1910).....	8
Mickey Karkut (1970).....	8
Bob Bartlett (1981).....	8
Chris Michalak (1992).....	8
Aaron Heilman (2000).....	8



**Jack Mitchell (1959-61) had a 2.49 ERA** for his Irish career, highlighted by a 0.71 in 1960, when he allowed four earned runs and just 35 hits in 50.2 innings (47 SO, 24 BB).

## SAVES

(since 1976)

1. Kyle Weiland (2006) .....	16
2. J.P. Gagne (2003) .....	13
Dan Slania (2012) .....	13
Dan Slania (2013) .....	13
4. Ryan Doherty (2004) .....	12
5. John Corbin (2000) .....	11
6. Mike Coffey (1989) .....	10
7. Aaron Heilman (1998) .....	9
John Corbin (1999) .....	9
9. Ryan Doherty (2005) .....	7
Steven Mazur (2010) .....	7
Kyle Weiland (2008) .....	7

## OPPONENT BATTING AVERAGE

(since 1991/min. 40 IP)

1. David Sinnes (1992) .....	.163 (33/202)
2. Aaron Heilman (2001) .....	.173 (70/404)
3. Grant Johnson (2004) .....	.188 (39/208)
4. David Sinnes (1993) .....	.198 (63/318)
5. Aaron Heilman (1998) .....	.198 (46/232)
6. Larry Mohs (1994) .....	.201 (46/229)
7. Wade Korpi (2006) .....	.204 (55/270)
Sean Fitzgerald (2014) .....	.204 (52/255)
9. Chris Michalak (1992) .....	.205 (87/425)
10. Jeff Samardzija (2004) .....	.209 (50/239)
11. Joe Thaman (2004) .....	.210 (37/176)

## FEWEST HITS ALLOWED PER 9 IP

(min. 30 IP)

1. Sam Elam (2007) .....	4.26 (15/31.2)
2. Ed Lupton (1963) .....	4.83 (22/41.0)
3. Ryan Doherty (2004) .....	5.03 (19/34.0)
4. David Sinnes (1992) .....	5.09 (33/58.1)
5. David Sinnes (1990) .....	5.11 (39/68.2)
6. Dan McGinn (1965) .....	5.12 (29/51.0)
7. Mitchell Stoltz (1975) .....	5.23 (19/32.2)
8. Charles Scriverich (1958) .....	5.28 (18/30.2)
9. Ryan Sharpley (2008) .....	5.51 (20/32.2)
10. Aaron Heilman (2001) .....	5.53 (70/114.0)

## STRIKEOUTS

1. Aaron Heilman (1999) .....	118
Aaron Heilman (2000) .....	118
3. Aaron Heilman (2001) .....	111
Jeff Manship (2006) .....	111
5. Danny Tamayo (2001) .....	106
6. Frank Carpin (1958) .....	102
David Phelps (2007) .....	102
8. Tim Kalita (1999) .....	97
9. Wade Korpi (2006) .....	94
10. Alex Shilliday (1998) .....	93
Brad Lidge (1998) .....	93
Brian Dupra (2011) .....	93



**Larry Mohs (1994-95, 1997)** allowed just one home run in 60.1 innings pitched as a freshman in 1994. He later made an inspiring return from "Tommy John" reconstructive elbow surgery for the 1997 season, posting a team-best 2.66 ERA while saving four games.

## STRIKEOUTS PER 9 IP

(min. 30 IP)

1. Frank Carpin (1958) .....	12.63 (102/72.2)
2. Dan McGinn (1965) .....	12.18 (69/51.0)
Ryan Doherty (2004) .....	12.18 (46/34.0)
4. Rick Ruestek (1963) .....	12.14 (89/66.0)
5. Ryan Doherty (2005) .....	11.10 (44/35.2)
6. Wade Korpi (2006) .....	11.08 (94/76.1)
7. Sam Elam (2009) .....	10.91 (38/31.1)
8. Dan Slania (2012) .....	10.74 (37/31.0)
9. Jeff Manship (2006) .....	10.63 (111/94.0)
10. Richard Bunker (1955) .....	10.59 (60/51.0)

## FEWEST WALKS PER 9 IP

(min. 30 IP)

1. Tom Price (1994) .....	0.58 (9/140.1)
2. Adam Norton (2012) .....	0.64 (7/98.0)
3. Tom Thornton (2006) .....	0.77 (7/82.1)
4. David Mills (2010) .....	0.89 (3/30.1)
5. Adam Norton (2013) .....	1.16 (15/116.1)
6. Todd Miller (2011) .....	1.22 (11/81.1)
7. Scott Cavey (1999) .....	1.23 (8/58.1)
8. Alan Walania (1990) .....	1.29 (10/70.0)
9. James Cross (1985) .....	1.33 (9/61.0)
10. Danny Tamayo (2001) .....	1.36 (17/112.2)
Michael Hearne (2014) .....	1.36 (13/86.0)

## STRIKEOUT-TO-WALK RATIO

(min. 30 IP)

1. Tom Price (1994) .....	9.44 (85/9)
2. Adam Norton (2012) .....	8.71 (61/7)
3. Tom Thornton (2006) .....	8.29 (58/7)
4. David Mills (2010) .....	6.33 (19/3)
5. Danny Tamayo (2001) .....	6.24 (106/17)
6. Scott Cavey (1999) .....	5.88 (47/8)
7. Alan Walania (1993) .....	5.62 (73/13)
8. Alan Walania (1992) .....	4.80 (72/15)
9. Adam Norton (2013) .....	4.67 (70/15)
10. Alan Walania (1990) .....	4.60 (46/10)

## MOST INNINGS WITHOUT HR ALLOWED

1. Darin Schmalz (1996) .....	84.2
2. Tim Kraus (1994) .....	62.2
3. Pat Connaughton (2014) .....	62.0
4. Dan Slania (2013) .....	59.1
5. <b>Scott Kerrigan (2014)</b> .....	57.2
6. Tom Thornton (2003) .....	54.2
7. Peter Ogilvie (2001) .....	52.0
8. Pat Connaughton (2013) .....	47.1
9. Pat Connaughton (2012) .....	45.1
10. Eric Maust (2007) .....	44.1
11. Kyle Weiland (2007) .....	41.1

## MOST INNINGS PER HOME RUN

ALLOWED

1. Chris Michalak (1991) .....	87.3
2. Wade Korpi (2006) .....	76.1
3. John Axford (2002) .....	70.2
4. Larry McKeown (1997) .....	69.0
5. Larry Mohs (1994) .....	60.1
6. Nick McCarty (2014) .....	56.1
7. Kyle Weiland (2006) .....	49.1

Note: HR stats kept since 1987.

## MOST INNINGS WITHOUT A WILD PITCH

1. Chris Michalak (1992) .....	118.2
2. Adam Norton (2013) .....	116.1
3. Darin Schmalz (1996) .....	84.2
4. Tom Thornton (2006) .....	82.1
5. Brian Conway (1989) .....	71.1
6. Chris McKeown (1998) .....	44.1
7. Mike Naumann (2001) .....	41.2

## MOST INNINGS PER WILD PITCH

1. Cole Johnson (2011) .....	101.0
2. <b>Michael Heame (2014)</b> .....	86.0
3. Darin Schmalz (1995) .....	85.1
4. Wade Korpi (2006) .....	76.1
5. Steve Sabatino (2010) .....	71.2
6. Brian Conway (1989) .....	71.1
7. J.P. Gagne (2001) .....	70.2
8. Tom Price (1994) .....	70.1
9. Alan Walania (1990) .....	70.0
10. Michael Deasey (1981) .....	63.1

Note: WP stats kept since 1978.

## FIELDING PUTOUTS

(since 1982)

1. Joe Binkiewicz (1B; 1992) .....	628
2. Joe Thaman (1B; 2001) .....	550
3. George Restovich (1B; 1996) .....	533
4. Jeff Felker (1B; 2000) .....	524
5. Craig Cooper (1B; 2006) .....	523
6. Craig DeSensi (1B; 1995) .....	519
7. Joe Thaman (1B; 2002) .....	514
8. Matt Edwards (C; 2004) .....	510
9. Tim Hutson (1B; 1988) .....	503
10. Dan Leatherman (1B; 1998) .....	461

## FIELDING ASSISTS

(since 1982)

1. Pat Pesavento (1989) .....	222
2. Pat Pesavento (1982) .....	216
3. Craig Counsell (1998) .....	208
4. Craig Counsell (1991) .....	189
5. J.J. Brock (1998) .....	186
6. Matt Macri (2003) .....	184
7. Alec Porzel (2001) .....	183
8. Alec Porzel (2000) .....	182
Greg Lopez (2004) .....	182
10. Steve Sollmann (2003) .....	181

## FIELDING CHANCES WITHOUT AN ERROR

(since 1982)

1. Joe Binkiewicz (1991) .....	320
2. Casey Martin (2008) .....	272
3. Jeff Wagner (1997) .....	181
4. A.J. Pollock (2009) .....	159
5. Ryan Lidge (2014) .....	158
6. Ryan Topham (1995) .....	137
7. Dick Gaberik (1953) .....	117
8. Justin Scholl (1995) .....	103
9. Rowan Richards (1995) .....	83

Current players in **Bold**



**Alan Walania (1990-93)** helped Notre Dame post one of its most significant victories of the past 50 years, working out of countless jams to beat NCAA Atlantic Regional host Miami 6-3 during the 1992 postseason. Walania finished his career with 30 wins in 70 appearances. He pitched 324.0 innings and struck out 236 batters.



**Eric Danapilis (1990-93)** led Notre Dame in batting average as a freshman (.429) before pacing the Irish in home runs (13) and RBI (85) as a senior.

**GAMES PLAYED**

1. Steve Stanley (1999-2002).....	256
2. Alec Porzel (1998-2001).....	239
Paul O'Toole (1999-2002).....	239
4. J.J. Brock (1994-98).....	238
5. Craig Counsell (1989-92).....	236
6. Mike Coss (1988-91).....	235
7. Brett Lilley (2005-08).....	231
8. Greg Lopez (2003-06).....	230
9. Jeff Felker (1997-2000).....	228
Jeremy Barnes (2006-09).....	228

**GAMES STARTED**

1. Steve Stanley (1999-2002).....	256
2. J.J. Brock (1994-98).....	238
3. Alec Porzel (1998-2001).....	234
4. Brett Lilley (2005-08).....	231
5. Paul O'Toole (1999-2002).....	229
6. Craig Counsell (1989-92).....	223
7. Andrew Bushey (1999-2002).....	222
8. Jeremy Barnes (2006-09).....	221
9. Jeff Felker (1997-2000).....	220
Ross Brezovsky (2005-08).....	220

**CONSECUTIVE GAMES STARTED**

1. Steve Stanley (1999-2002).....	256
2. Pat Pesavento (4/5/86 - 5/28/89).....	204
3. Brant Ust (2/21/97 - 5/29/99).....	179

**AT BATS**

1. Steve Stanley (1999-2002).....	1,003
2. Alec Porzel (1998-2001).....	897
3. Frank DeSico (2010-2013).....	875
4. J.J. Brock (1994-98).....	860
5. Jeremy Barnes (2006-09).....	856
6. Steve Sollmann (2001-04).....	840
7. Brett Lilley (2005-08).....	816
8. Paul O'Toole (1999-2002).....	809
9. Pat Pesavento (1986-89).....	806
10. Craig Counsell (1989-92).....	795

**BATTING AVERAGE**

(min. 2.5 AB/gm)

1. Dan Peltier (1987-89).....	406 (257/633)
2. Eric Danapilis (1990-93).....	405 (295/729)
3. Steve Stanley (1999-2002).....	384 (385/1003)
4. Scott Sollmann (1994-96).....	372 (239/643)
5. Brant Ust (1997-99).....	368 (243/660)
6. Pat Pesavento (1986-89).....	367 (296/806)
7. Robbie Kent (1993-94).....	364 (118/324)
8. Randall Brooks (1994-97).....	364 (233/640)
9. A.J. Pollock (2007-09).....	363 (237/653)
10. Mike Amrhein (1994-97).....	361 (269/745)
Craig Cooper (2003-06).....	361 (265/734)

**HITS**

1. Steve Stanley (1999-2002).....	385
2. Steve Sollmann (2001-04).....	302
3. Pat Pesavento (1986-89).....	296
4. Eric Danapilis (1990-93).....	295
5. Alec Porzel (1998-2001).....	279
6. Brett Lilley (2005-08).....	274
7. J.J. Brock (1994-98).....	272
8. Mike Amrhein (1994-97).....	269
9. Craig Cooper (2003-06).....	265
10. Jeremy Barnes (2006-09).....	261

**SLUGGING PERCENTAGE**

(min. 2 yrs, 200 AB)

1. Brant Ust (1997-99).....	676 (446/660)
2. Dan Peltier (1987-89).....	659 (417/633)
4. Jeff Wagner (1996-99).....	634 (440/694)
3. Eric Danapilis (1990-93).....	630 (459/729)
5. Shaun Fitzmaurice (1963-64).....	629 (156/248)
6. Ryan Topham (1993-95).....	627 (341/544)
7. Brian Stavisky (2000-02).....	624 (406/651)
8. Mike Amrhein (1994-97).....	600 (447/745)
9. Robbie Kent (1993-94).....	577 (187/324)

**ON BASE PERCENTAGE**

(min. 2 yrs, 200 AB)

1. Eric Danapilis (1990-93).....	503 (458/910)
2. Dan Peltier (1987-89).....	484 (362/748)
3. Brett Lilley (2005-08).....	479 (505/1055)
4. Ryan Topham (1993-95).....	470 (331/705)
5. Edwin Hartwell (1990-93).....	467 (231/495)
6. Craig Cooper (2003-06).....	461 (406/881)
7. Pat Pesavento (1986-89).....	460 (444/965)
8. Scott Sollmann (1994-96).....	455 (340/747)
9. James Sass (1988-89).....	454 (213/469)
10. Matt Haas (1991-94).....	453 (289/638)

**RBI**

1. Eric Danapilis (1990-93).....	221
2. Alec Porzel (1998-2001).....	211
3. Dan Peltier (1987-89).....	202
4. Mike Amrhein (1994-97).....	202
5. Jeremy Barnes (2006-09).....	197
6. Matt Edwards (2002-05).....	195
7. Jeff Wagner (1996-99).....	189
8. Joe Binkiewicz (1989-92).....	176
9. J.J. Brock (1994-97).....	174
10. Brant Ust (1997-99).....	170

**HOME RUNS**

1. Jeff Wagner (1996-99).....	49
2. Brant Ust (1997-99).....	46
3. Frank Jacobs (1989-91).....	37
4. Mike Amrhein (1994-97).....	37
5. Alec Porzel (1998-2001).....	37
6. Ryan Topham (1993-95).....	34
7. Matt Edwards (2002-05).....	34
8. Joe Binkiewicz (1989-92).....	33
9. Brian Stavisky (2000-02).....	33
10. Paul O'Toole (1999-2002).....	31

**TRIPLES**

1. Scott Sollmann (1994-96).....	24
2. J.J. Brock (1994-98).....	16
3. Shaun Fitzmaurice (1963-64).....	14
George Restovich (1994-96).....	14
4. Randall Brooks (1994-97).....	14
5. Brian Stavisky (2000-02).....	14
6. Jeremy Barnes (2006-09).....	14
7. Paul Failla (1992-94).....	13
8. Ryan Topham (1993-95).....	13
9. Alec Porzel (1998-2001).....	12
10. Steve Stanley (1999-2002).....	12
Steve Sollmann (2001-04).....	12
Matt Macri (2002-04).....	12



**Mike Coss (1988-91)** concluded his Notre Dame career high in the school record books with 235 games played and 218 games started, 36 total sacrifices on offense and 510 fielding assists on defense.



**Jeff Wagner (1996-99)** compiled one of the top power-hitting careers in Irish history, finishing with 49 home runs, 189 RBI and 50 doubles. He hit 17 home runs in 1997 and tallied two home runs in a game at Frank Eck Stadium a remarkable five times.

## DOUBLES

1.	Alec Porzel (1998-2001)	77
2.	Eric Danapilis (1990-93)	61
3.	Dan Peltier (1987-89)	60
4.	Jeff Felker (1997-2000)	59
5.	Mike Amrhein (1994-97)	58
6.	Andrew Bushey (1999-2002)	54
7.	Craig Cooper (2003-06)	52
8.	Brant Ust (1997-99)	51
	Matt Edwards (2002-05)	51
10.	Craig Counsell (1989-92)	50
	Jeff Wagner (1996-99)	50

## RUNS SCORED

1.	Steve Stanley (1999-2002)	256
2.	Pat Pesavento (1986-89)	246
3.	Greg Layson (1991-94)	219
4.	Brett Lilley (2005-08)	212
5.	Steve Sollmann (2001-04)	211
6.	Eric Danapilis (1990-93)	205
7.	Craig Counsell (1989-92)	204
8.	Mike Amrhein (1994-97)	195
9.	Paul O'Toole (1999-2002)	191
	Craig Cooper (2003-06)	191

## STOLEN BASES

1.	Steve Stanley (1999-2002)	116
2.	Scott Sollmann (1994-96)	101
3.	Pat Pesavento (1986-89)	94
4.	Steve Sollmann (2001-04)	84
5.	Greg Layson (1991-94)	80
6.	Dan Bautch (1990-92)	68
7.	A.J. Pollock (2007-09)	60
8.	Paul O'Toole (1999-2002)	54
9.	Eric Danapilis (1990-93)	46
10.	Craig Cooper (2003-06)	45

## STOLEN BASE PERCENTAGE

(min. 35 SB)

1.	A.J. Pollock (2007-09)	.870 (60-69)
2.	Dan Bautch (1990-92)	.810 (68-84)
3.	Greg Layson (1991-94)	.800 (80-100)
4.	Scott Sollmann (1994-96)	.795 (101-127)
5.	Pat Pesavento (1986-89)	.790 (94-119)
6.	Frank DeSico (2010-13)	.778 (49-63)
7.	Steve Stanley (1999-2002)	.768 (116-151)
8.	Dan Szajko (1979-82)	.766 (36-47)
9.	Steve Sollmann (2001-04)	.757 (84-111)
10.	Craig Counsell (1989-92)	.740 (37-50)

## TOTAL BASES

1.	Alec Porzel (1998-2001)	487
2.	Steve Stanley (1999-2002)	462
3.	Eric Danapilis (1990-93)	459
4.	Mike Amrhein (1994-97)	447
5.	Brant Ust (1997-99)	446
6.	Jeff Wagner (1996-99)	440
7.	Dan Peltier (1987-89)	417
	Jeremy Barnes (2006-09)	417
9.	Paul O'Toole (1999-2002)	409
	Craig Cooper (2003-06)	409

## WALKS

1.	Craig Counsell (1989-92)	166
2.	Ryan Topham (1993-95)	149
3.	Greg Layson (1991-94)	148
4.	Pat Pesavento (1986-89)	143
5.	Joe Binkiewicz (1989-92)	132
6.	Eric Danapilis (1990-93)	131
7.	Steve Stanley (1999-2002)	126
8.	Brett Lilley (2005-08)	122
9.	Ed Lund (1987-90)	116
10.	Frank Jacobs (1989-91)	113
	Jeremy Barnes (2006-09)	113

## TIMES HIT BY PITCH

*1.	Brett Lilley (2005-08)	109
2.	Cody Rizzo (2003-06)	84
3.	Alex Nettley (2003-06)	42
4.	Craig DeSensi (1992-95)	38
5.	Dan Bautch (1990-92)	36
6.	Greg Layson (1991-94)	36
7.	Greg Lopez (2003-06)	34
8.	Ed Lund (1988-90)	32
	Eric Danapilis (1990-93)	32
10.	Craig Cooper (2003-06)	30
	Ryan Connolly (2006-10)	30

## SACRIFICE BUNTS

1.	Cory Mee (1989-92)	49
2.	Greg Lopez (2003-06)	32
	Danny Dressman (2004-07)	32
4.	David Mills (2007-10)	31
5.	Mike Moshier (1986-89)	30
	Mike Coss (1988-91)	30
	Steve Stanley (1999-2002)	30
	Brett Lilley (2005-08)	30
9.	Dan Bautch (1990-92)	26
	Craig Counsell (1989-92)	26
	Greg Sherry (2008-11)	26
	Frank DeSico (2010-13)	26

## TOTAL SACRIFICES (SH/SF)

1.	Cory Mee (1989-92)	57 (49/8)
2.	Greg Lopez (2003-06)	48 (32/16)
3.	David Mills (2007-10)	46 (31/15)
4.	Steve Stanley (1999-2002)	45 (30/15)
5.	Danny Dressman (2004-07)	41 (32/9)
6.	Craig Counsell (1989-92)	38 (26/12)
	Brett Lilley (2005-08)	38 (30/8)
8.	Mick Doyle (2008-11)	37 (24/13)
9.	Mike Coss (1988-91)	36 (30/6)
10.	Eric Danapilis (1990-93)	35
	Ross Brezovsky (2005-08)	35 (20/15)

## FIELDING PUTOUTS


1.	Joe Binkiewicz (1B; 1989-92)	1,583
2.	Jeff Felker (1B/RF; 1997-2000)	1,411
3.	Joe Thaman (1B/LHP; 2001-04)	1,387
4.	Paul O'Toole (C/3B; 1999-2002)	1,347
5.	Trey Mancini (1B; 2011-13)	1,334
6.	Matt Edwards (3B/1B; 2002-05)	1,228
7.	Tim Hutson (1B; 1986-88)	1,147
8.	Bob Lisanti (C; 1992-96)	1,029
9.	Sean Gaston (C; 2004-08)	969
10.	Casey Martin (1B; 2008-10)	911

## FIELDING ASSISTS

1.	Frank DeSico (2010-13)	683
2.	Alec Sollmann (2001-04)	629
3.	J.J. Brock (1994-98)	619
4.	Pat Pesavento (1986-89)	617
5.	Greg Lopez (2003-06)	584
6.	Brett Lilley (2005-08)	571
7.	Alec Porzel (1998-2001)	562
8.	Jeremy Barnes (2006-09)	556
9.	Mike Coss (1988-91)	510
10.	Craig Counsell (1989-92)	493

Current players in **Bold**

\*NCAA Record



First baseman **Joe Binkiewicz (1989-92)** finished his Irish career with 1,583 putouts, 33 home runs, 176 RBI, 48 doubles and 132 walks.

**APPEARANCES**

1. J.P. Gagne (2000-03).....	94
2. Chris Michalak (1990-93).....	82
3. Donnie Hissa (2011-14).....	85
4. Aaron Heilman (1998-2001).....	83
5. Will Hudgins (2009-12).....	78
Dan Slania (2011-13).....	78
7. Mike Coffey (1987-90).....	73
8. Mike Dury (2004-07).....	72
9. Tom Price (1991-94).....	71
10. Alan Walania (1990-93).....	70
11. David Sinnes (1990-93).....	69
Jess Stewart (2004-07).....	69
Kyle Weiland (2006-08).....	69

**GAMES STARTED**

1. Tom Price (1991-94).....	56
2. Darin Schmalz (1994-97).....	53
Tom Thornton (2003-06).....	53
4. Brian Piotrowicz (1987-90).....	52
5. Brian Dupra (2008-11).....	51
6. Chris Niesel (2002-04).....	47
7. Pat Leahy (1990-92).....	44
Alex Shilliday (1996-99).....	44
Aaron Heilman (1998-2001).....	44
Wade Korpi (2005-08).....	44

**INNINGS PITCHED**

1. Aaron Heilman (1998-2001).....	393.2
2. Tom Price (1991-94).....	390.0
3. Chris Michalak (1990-93).....	372.2
4. Brian Piotrowicz (1987-90).....	337.2
5. Tom Thornton (2003-06).....	332.2
6. Alan Walania (1990-93).....	324.0
7. Brian Dupra (2008-11).....	315.2
8. Darin Schmalz (1994-97).....	298.2
9. J.P. Gagne (2000-03).....	298.0
10. David Sinnes (1990-93).....	297.1

**EARNED RUN AVERAGE**

(min. 60 IP)

1. Dan Slania (2011-13).....	1.71 (23/121.0)
2. Mike Dury (2004-07).....	2.20 (20/81.2)
3. Nick Palihnich (1959-61).....	2.36 (39/148.2)
4. <b>Scott Kerrigan (2012-).....</b>	<b>2.37 (16/60.2)</b>
5. Jack Mitchell (1959-61).....	2.49 (41/148.1)
6. Aaron Heilman (1998-2001) ..	2.49 (109/393.2)
7. Larry Mohs (1994-97).....	2.52 (33/117.2)
8. Brandon Vilorio (2000-03).....	2.58 (24/83.2)
9. Phil Donnelly (1961-63).....	2.64 (33/112.2)
10. Ryan Doherty (2003-05).....	2.84 (31/98.1)
Tom Price (1991-94).....	2.84 (123/390.0)

**WINS**

1. Aaron Heilman (1998-2001).....	43-7
2. Tom Price (1991-94).....	40-10
3. Chris Michalak (1990-93).....	34-13
4. David Sinnes (1990-93).....	32-8
5. Alan Walania (1990-93).....	30-12
Darin Schmalz (1994-97).....	30-13
7. Tom Thornton (2003-06).....	27-12
Brian Piotrowicz (1987-90).....	27-17
9. Pat Leahy (1990-92).....	25-7
J.P. Gagne (2000-03).....	25-16
Alex Shilliday (1996-99).....	25-17

**CONSECUTIVE WINNING DECISIONS**

1. Ed Walsh (1926-28).....	17 (4/5/8)
2. Frank Scanlan (1907-09).....	16 (2/10/4)
3. Aaron Heilman (2001).....	15
4. Herb Kelly (1912-14).....	14 (8/5/1)

**WINNING PERCENTAGE**

(min. 16 decisions)

1. Herb Kelly (1912-14).....	.917 (22-2)
2. Frank Scanlan (1907-09).....	.864 (19-3)
3. Aaron Heilman (1998-2001).....	.860 (43-7)
4. Hugh Mageveny (1922-24).....	.857 (18-3)
5. Chris Niesel (2002-04).....	.840 (21-4)
6. Bill Heyl (1909-11).....	.818 (18-4)
7. Tom Price (1991-94).....	.800 (40-10)
David Sinnes (1990-93).....	.800 (32-8)
9. Scott Cavey (1997-2000).....	.789 (15-4)
Will Hudgins (2009-12).....	.789 (15-4)

**SHUTOUTS**

1. Jean Dubuc (1907-08).....	7
Frank Scanlan (1907-09).....	7
Chris Michalak (1991-93).....	7
4. Herb Kelly (1912-14).....	6
Aaron Heilman (1998-2001).....	6

**COMPLETE GAMES**

1. Norwood Gibson (1896-1900).....	28
2. Aaron Heilman (1998-2001).....	26
3. Tom Price (1991-94).....	24
4. Frank Scanlan (1907-09).....	22
5. Bob Stratta (1973-76).....	21
6. Bill Heyl (1909-11).....	20
Don Wolfe (1975, 77-78).....	20
Chris Michalak (1990-93).....	20
9. Jim Sholl (1974-77).....	18
10. Rufus Waldorf (1905-07).....	17
Darin Schmalz (1994-97).....	17

**HITS ALLOWED PER 9 IP**

(min. 60 IP)

1. Sam Elam (2006-09).....	5.66 (48/76.1)
2. Ryan Doherty (2003-05).....	6.22 (68/98.1)
3. Dan McGinn (1964-65).....	6.27 (52/74.2)
4. Ed Lupton (1963-65).....	6.29 (113/161.2)
5. David Sinnes (1990-93).....	6.69 (221/297.1)
6. Aaron Heilman (1998-2001) ..	6.74 (295/393.2)
7. Rich Ruseck (1961-63).....	6.81 (83/109.2)
8. Larry Mohs (1994-97).....	6.96 (91/117.2)

**SAVES**

1. Dan Slania (2011-13).....	30
2. Kyle Weiland (2006-08).....	25
3. John Corbin (1997-2000).....	20
Ryan Doherty (2003-05).....	20
5. J.P. Gagne (2000-03).....	19
6. Mike Coffey (1988-90).....	12
Chris Michalak (1990-93).....	12
Aaron Heilman (1998-2001).....	12
9. Larry Mohs (1994-97).....	10
10. Rich Saugert (1994-96).....	9
Steven Mazur (2007-10).....	9

**STRIKEOUTS**

1. Aaron Heilman (1998-2001).....	425
2. David Sinnes (1990-93).....	315
3. Tom Price (1991-94).....	276
4. Alex Shilliday (1996-99).....	265
5. Chris Michalak (1990-93).....	263
6. Alan Walania (1990-93).....	236
7. Chris Niesel (2002-04).....	233
8. Wade Korpi (2005-08).....	227
9. Brian Dupra (2008-11).....	224
10. Tim Kalita (1997-99).....	214

**STRIKEOUTS PER 9 IP**

(min. 60 IP)

1. Dan McGinn (1964-65).....	12.66 (105/74.2)
2. Ryan Doherty (2003-05).....	12.26 (134/98.1)
3. Rich Ruseck (1961-63).....	10.75 (131/109.2)
4. Jeff Manship (2004-06).....	10.11 (131/116.2)
5. Brad Lidge (1996-98).....	9.93 (143/129.2)
6. Sam Elam (2006-09).....	9.90 (84/76.1)
7. Aaron Heilman (1998-2001) ..	9.72 (425/393.2)
8. David Sinnes (1990-93).....	9.53 (315/297.1)
9. Steve Mazur (2007-10).....	9.32 (77/74.1)
10. Rob Hughes (1975-77).....	9.29 (75/72.2)

**FEWEST WALKS PER 9 IP**

(min. 60 IP)


1. Adam Norton (2010-13).....	1.21 (38/283.0)
2. <b>Michael Hearne (2013-).....</b>	<b>1.38 (14/91.1)</b>
3. Brandon Vilorio (2000-03).....	1.61 (15/83.2)
4. Alan Walania (1990-93).....	1.64 (59/324.0)
5. Todd Miller (2008-11).....	1.70 (28/148.2)
6. David Mills (2007-10).....	1.70 (13/68.2)
7. Tom Thornton (2003-06).....	1.73 (64/332.2)
8. Tom Price (1991-94).....	1.85 (80/390.0)
9. Brad Cross (1983-86).....	1.88 (27/129.1)
10. Chris Niesel (2002-04).....	1.88 (57/272.2)
11. Nick Palihnich (1959-61).....	1.94 (32/148.2)

**STRIKEOUT-TO-WALK RATIO**

(min. 60 IP)

1. Adam Norton (2010-13).....	4.95 (188/38)
2. Chris Niesel (2002-04).....	4.09 (233/57)
3. Alan Walania (1990-93).....	4.00 (236/59)
4. Aaron Heilman (1998-2001).....	3.66 (425/116)
5. Ryan Doherty (2003-05).....	3.62 (134/37)
6. Nick Palihnich (1959-61).....	3.59 (115/32)
7. Tom Price (1991-94).....	3.54 (276/78)

Current players in **Bold**



**Tom Price** (1991-94) ranks among the top seven in several career pitching categories, including 1st in starts (56), 2nd in innings pitched (390.0) and wins (40-10), the 7th-best win pct.), 3rd in complete games (24) and strikeouts (276), and 9th in ERA (2.84). Price's Irish records for wins and innings were broken in 2001 by four-year All-American **Aaron Heilman** (43-7, 393.2 IP).

## CAREER

### BATTING AVERAGE

(min. 2.5 AB/team gm)

1. Steve Stanley (1999-2002)	384
2. Scott Sollmann (1994-96)	372
3. Brant Ust (1997-99)	368
4. Randall Brooks (1994-97)	364
5. A.J. Pollock (2007-09)	363

### HITS

1. Steve Stanley (1999-2002)	385
2. Steve Sollmann (2001-04)	302
3. Alec Porzel (1998-2001)	279
4. Brett Lilley (2005-08)	274
5. J.J. Brock (1994-98)	272

### HOME RUNS

1. Jeff Wagner (1996-99)	49
2. Brant Ust (1997-99)	46
3. Mike Amrhein (1994-97)	37
Alec Porzel (1998-2001)	37
Ryan Topham (1993-95)	34
Matt Edwards (2002-05)	34

### RBI

1. Alec Porzel (1998-2001)	211
2. Mike Amrhein (1994-97)	202
3. Jeremy Barnes (2006-09)	197
4. Matt Edwards (2002-05)	195
5. Jeff Wagner (1996-99)	189

### STOLEN BASES

1. Steve Stanley (1999-2002)	116
2. Scott Sollmann (1994-96)	101
3. Steve Sollmann (2001-04)	84
4. A.J. Pollock (2007-09)	60
5. Paul O'Toole (1999-2002)	54

### ON BASE PERCENTAGE

(min. 2 yrs. 200 AB)

1. Brett Lilley (2005-08)	479
2. Ryan Topham (1993-95)	470
3. Craig Cooper (2003-06)	461
4. Scott Sollmann (1994-96)	455
5. Steve Stanley (1999-2002)	449

### SLUGGING PERCENTAGE

(min. 2 yrs. 200 AB)

1. Brant Ust (1997-99)	676
2. Jeff Wagner (1996-99)	634
3. Ryan Topham (1993-95)	627
4. Brian Stavisky (2000-02)	624
5. Mike Amrhein (1994-97)	600

### TRIPLES

1. Scott Sollmann (1994-96)	24
2. J.J. Brock (1994-98)	16
3. George Restovich (1994-96)	14
Randall Brooks (1994-97)	14
Brian Stavisky (2000-02)	14
Jeremy Barnes (2006-09)	14

### DOUBLES

1. Alec Porzel (1998-2001)	77
2. Jeff Felker (1997-2000)	59
3. Mike Amrhein (1994-97)	58
4. Andrew Bushey (1999-2002)	54
5. Craig Cooper (2003-06)	52

### RUNS SCORED

1. Steve Stanley (1999-2002)	256
2. Brett Lilley (2005-08)	212
3. Steve Sollmann (2001-04)	211
4. Mike Amrhein (1994-97)	195
5. Paul O'Toole (1999-2002)	191
Craig Cooper (2003-06)	191

### ERA

(min. 60 IP)

1. Dan Slania (2011-13)	1.71
2. Mike Dury (2004-07)	2.20
3. <b>Scott Kerrigan (2012-1)</b>	<b>2.37</b>
4. Aaron Heilman (1998-2001)	2.49
5. Larry Mohs (1994-97)	2.52
6. Brandon Vilorio (2000-03)	2.58

### WINS

1. Aaron Heilman (1998-2001)	43-7
2. Darin Schmalz (1994-97)	30-13
3. Tom Thornton (2003-06)	27-12
4. J.P. Gagne (2000-03)	25-16
Alex Shilliday (1996-99)	25-17

### WINNING PERCENTAGE

(min. 16 decisions)

1. Aaron Heilman (1998-2001)	.860 (43-7)
2. Chris Niesel (2002-04)	.840 (21-4)
3. Scott Cayey (1997-2000)	.789 (15-4)
Will Hudgins (2009-12)	.789 (15-4)

### GAMES STARTED

1. Darin Schmalz (1994-97)	53
Tom Thornton (2003-06)	53
3. Brian Dupra (2008-11)	51
4. Chris Niesel (2002-04)	47
5. Alex Shilliday (1996-99)	44
Aaron Heilman (1998-2001)	44
Wade Korpi (2005-08)	44

### STRIKEOUTS

1. Aaron Heilman (1998-2001)	425
2. Alex Shilliday (1996-99)	265
3. Chris Niesel (2002-04)	233
4. Wade Korpi (2005-08)	227
5. Brian Dupra (2008-11)	224

### INNINGS PITCHED

1. Aaron Heilman (1998-2001)	393.2
2. Tom Thornton (2003-06)	332.2
3. Brian Dupra (2008-11)	315.2
4. Darin Schmalz (1994-97)	298.2
5. J.P. Gagne (2000-03)	298.0

### SAVES

1. Dan Slania (2011-13)	30
2. Kyle Weiland (2006-08)	25
3. John Corbin (1997-2000)	20
Ryan Doherty (2003-05)	20
5. J.P. Gagne (2000-03)	19

### APPEARANCES

1. J.P. Gagne (2000-03)	94
2. <b>Donnie Hissa (2011-14)</b>	<b>85</b>
3. Aaron Heilman (1998-2001)	83
4. Will Hudgins (2009-12)	78
Dan Slania (2011-13)	78
6. Mike Dury (2004-09)	72

## SEASON

### BATTING AVERAGE

(min. 2.5 AB/team gm)

1. Steve Stanley (2002)	439
2. Craig Cooper (2006)	425
3. Scott Sollmann (1995)	406
4. Steve Stanley (2001)	400
5. Randall Brooks (1996)	396

### HITS

1. Steve Stanley (2002)	119
2. Steve Stanley (2001)	102
3. Steve Sollmann (2003)	98
4. Craig Cooper (2006)	97
5. Scott Sollmann (1995)	93

### HOME RUNS

1. Ryan Topham (1995)	18
Brant Ust (1998)	18
3. Jeff Wagner (1997)	17
Brant Ust (1999)	17
5. Jeremy Barnes (2009)	15

### RBI

1. Ryan Topham (1995)	79
2. Mike Amrhein (1997)	71
3. Jeremy Barnes (2009)	70
4. Mike Amrhein (1995)	69
Jeff Wagner (1997)	69
Matt Edwards (2003)	69

### STOLEN BASES

1. Scott Sollmann (1996)	52
2. Steve Sollmann (2003)	38
3. Steve Stanley (2002)	32
4. Steve Stanley (2001)	31

### ON BASE PERCENTAGE

(min. 2.5 AB/team gm)

1. Craig Cooper (2006)	522
2. Brett Lilley (2007)	512
3. Steve Stanley (2002)	506
4. Brett Lilley (2005)	502
5. Eric Jagielo (2013)	500

### SLUGGING PERCENTAGE

(min. 2.5 AB/team gm)

1. Ryan Topham (1995)	733
2. Brant Ust (1998)	724
3. Jeff Wagner (1997)	712
4. Brant Ust (1999)	682
5. Matt Macri (2004)	667

### TRIPLES

1. Scott Sollmann (1995)	11
2. George Restovich (1996)	9
3. J.J. Brock (1997)	8
4. Matt Macri (2004)	7
Randall Brooks (1997)	7
Trey Mancini (2013)	7

### DOUBLES

1. Alec Porzel (2001)	28
2. Alec Porzel (2000)	24
3. Jeff Wagner (1997)	21
Jeff Felker (2000)	21
Matt Edwards (2005)	21

### RUNS SCORED

1. Craig Cooper (2006)	79
2. Steve Stanley (2002)	77
3. Craig DeSensi (1995)	76
Steve Stanley (2001)	76
Matt Macri (2004)	76

### TOUGHEST TO STRIKEOUT (AB/SO)

1. Steve Stanley (2002)	24.64 (271/11)
2. A.J. Pollock (2008)	21.60 (210/10)
3. Andrew Bushey (2001)	17.58 (211/12)

### ERA

(min. 40 IP)

1. Dan Slania (2013)	1.21 (8/59.1)
2. Aaron Heilman (1998)	1.61 (12/67.0)
3. Pat Connaughton (2013)	1.71 (9/47.1)
4. Aaron Heilman (2001)	1.74 (22/114.0)
5. Tom Thornton (2003)	1.81 (11/54.2)

### WINS

1. Aaron Heilman (2001)	15-0
2. Aaron Heilman (1999)	11-2
3. Aaron Heilman (2000)	10-2
Adam Norton (2013)	10-5
5. Chris Niesel (2003)	9-1
Tom Thornton (2004)	9-2
Jeff Manship (2006)	9-2
John Axford (2003)	9-3
Darin Schmalz (1997)	9-3
Darin Schmalz (1996)	9-4
J.P. Gagne (2002)	9-4
Alex Shilliday (1998)	9-5
Grant Johnson (2002)	9-5

### STRIKEOUTS

1. Aaron Heilman (1999)	118
Aaron Heilman (2000)	118
3. Aaron Heilman (2001)	111
Jeff Manship (2006)	111
5. Danny Tamayo (2001)	106

### INNINGS PITCHED

1. Adam Norton (2013)	116.1
2. Aaron Heilman (2001)	114.0
3. Danny Tamayo (2001)	112.2
4. David Phelps (2007)	110.1
5. Aaron Heilman (1999)	109.0

### SAVES

1. Kyle Weiland (2006)	16
2. Dan Slania (2012)	13
Dan Slania (2013)	13
J.P. Gagne (2003)	13
5. Ryan Doherty (2004)	12

### APPEARANCES

1. Dan Slania (2012)	31
Aaron Heilman (1998)	31
Donnie Hissa (2014)	31
4. John Corbin (2000)	30
J.P. Gagne (2003)	30
Ryan Doherty (2004)	30
Kyle Weiland (2006)	30

Current players in **Bold**

**TEAM RUNS**

34-7	..... vs. Indiana (1900)
28-4	..... vs. Albion (1911)
28-7	..... vs. Northwestern (1962)
26-4	..... vs. Northwestern (1922)
26-10	..... vs. Western Michigan (1945)
25-14	..... vs. Purdue (1901)
25-9	..... vs. Indiana State (1993)
25-1	..... vs. South Alabama (2002)
25-1	..... at Georgetown (2008)
24-0	..... vs. Hillsdale (1903)
24-1	..... vs. Earl (1913)
23-6	..... vs. Upper Iowa (1901)
23-2	..... vs. Colorado State (1957)
23-1	..... vs. Detroit (2002)

**SCORING MARGIN**

27 (34-7)	..... vs. Indiana (1900)
24 (24-0)	..... vs. Hillsdale (1903)
24 (28-4)	..... vs. Albion (1911)
24 (25-1)	..... vs. South Alabama (2002)
24 (25-1)	..... at Georgetown (2008)
23 (24-1)	..... vs. Earl (1913)
22 (26-4)	..... vs. Northwestern (1922)
22 (23-1)	..... vs. Detroit (2002)
21 (22-1)	..... vs. Kalamazoo (1909)
21 (23-2)	..... vs. Colorado State (1957)
21 (28-7)	..... vs. Northwestern (1962)
20 (22-2)	..... vs. Minnesota (1920)
20 (21-1)	..... vs. Chicago (1943)
20 (22-2)	..... vs. Northwestern (1958)
20 (21-1)	..... vs. Pittsburgh (2005)

**COMBINED RUNS**

41 (34-7)	..... vs. Indiana (1900)
40 (18-22)	..... vs. Pittsburgh (2000)
39 (25-14)	..... vs. Purdue (1901)
38 (10-28)	..... vs. Western Michigan (1988)
36 (26-10)	..... vs. Western Michigan (1945)
35 (28-7)	..... vs. Northwestern (1982)
34 (16-18)	..... vs. Chicago (1950)
34 (19-16)	..... vs. Dallas (1999)
34 (25-9)	..... vs. Indiana State (1993)
33 (16-17)	..... vs. Georgia (1966)
32 (28-4)	..... vs. Albion (1911)
31 (9-22)	..... vs. Ohio State (1941)
31 (20-11)	..... vs. Michigan State (1986)
31 (15-16)	..... vs. Detroit (1989)
31 (22-9)	..... vs. Dayton (1989)
31 (21-10)	..... vs. Washington (1995)
31 (12-19)	..... vs. Connecticut (2001)

**RUNS SCORED**

1. Bobby Lynch	..... 6	..... vs. Indiana	..... May 25, 1900
Steve Sollmann	..... 6	..... vs. South Alabama	..... June 1, 2002
3. Fred Morgan	..... 5	..... vs. Indiana	..... May 25, 1900
John Farley	..... 5	..... vs. Upper Iowa	..... April 26, 1901
John Walsh	..... 5	..... vs. Purdue	..... May 3, 1901
Pat Pesavento	..... 5	..... vs. Penn (at Orlando, FL)	..... March 10, 1989
Brant Ust	..... 5	..... at Seton Hall	..... April 25, 1998
Matt Macri	..... 5	..... vs. Minnesota (at FAU)	..... Feb. 29, 2004
Brett Lilley	..... 5	..... vs. Western Michigan	..... March 21, 2007
Greg Sherry	..... 5	..... at Georgetown	..... March 20, 2008
A.J. Pollock	..... 5	..... vs. Milwaukee	..... March 26, 2008

**HITS**

1. Alec Porzel	..... 6-for-6	..... vs. Pittsburgh	..... May 7, 2000
Steve Sollmann	..... 6-for-7	..... vs. South Alabama	..... June 1, 2002
3. Fred "Cy" Williams	..... 5	..... opponent and date unknown	
Charles Fleming	..... 5	..... vs. Indiana	..... May 25, 1900
Ed Reulbach	..... 5	..... vs. Hillsdale	..... April 23, 1903
Anton Stephan	..... 5	..... vs. Hillsdale	..... April 23, 1903
Roy Gage	..... 5	..... vs. Hillsdale	..... April 23, 1903
John Brogan	..... 5	..... vs. Rose Poly	..... May 7, 1906
Clarence Sheehan	..... 5	..... at DePauw	..... May 15, 1906
Red Smith	..... 5	..... at Fort Benning	..... April 15, 1927
Tom Sheehan	..... 5	..... vs. Indiana	..... April 16, 1943
John Creevey	..... 5	..... at Michigan State	..... April 27, 1943
Tom Sheehan	..... 5	..... vs. Purdue	..... June 17, 1944
Tim Prister	..... 5	..... at Oklahoma City	..... March 16, 1982
Tom Shields	..... 5	..... vs. Northwestern (2)	..... May 4, 1986
James Sass	..... 5	..... vs. Detroit, gm 2	..... April 16, 1988
Dan Peltier	..... 5-for-7	..... vs. Detroit	..... May 18, 1989
Joe Binkiewicz	..... 5-for-5	..... vs. Dayton	..... May 20, 1989
Scott Sollmann	..... 5-for-6	..... at Purdue	..... May 10, 1994
Mike Amrhein	..... 5-for-5	..... vs. Pepperdine (at CSF)	..... Feb. 26, 1995
Allen Greene	..... 5-for-6	..... vs. IUPUI	..... March 20, 1997
Randall Brooks	..... 5-for-6	..... vs. Central Michigan	..... March 27, 1997 (12)
Randall Brooks	..... 5-for-6	..... vs. Boston College (2)	..... April 6, 1997
Dan Leatherman	..... 5-for-5	..... vs. Toledo	..... April 23, 1998
Brant Ust	..... 5-for-5	..... at Seton Hall (2)	..... April 25, 1998
Steve Stanley	..... 5-for-5	..... vs. Milwaukee	..... May 25, 2001
Brian Stavisky	..... 5-for-5	..... vs. Detroit	..... May 15, 2002
Paul O'Toole	..... 5-for-5	..... vs. South Alabama	..... June 1, 2002
Sean Gaston	..... 5-for-6	..... vs. Minnesota (at FAU)	..... Feb. 29, 2004
Matt Macri	..... 5-for-6	..... vs. Virginia Tech	..... May 22, 2004
Brett Lilley	..... 5-for-5	..... vs. Cincinnati	..... March 22, 2005
Craig Cooper	..... 5-for-5	..... at Connecticut (2)	..... April 29, 2006
A.J. Pollock	..... 5-for-6	..... vs. Western Michigan	..... March 21, 2007
Ryan Connolly	..... 5-for-5	..... vs. Cincinnati (2)	..... April 24, 2010
Alex Robinson	..... 5-for-5	..... vs. Purdue	..... Feb. 19, 2011

**RBI**

1. Bob Roemer	..... 7	..... vs. Xavier (2)	..... April 15, 1973
Tim Hutson	..... 7	..... at Wake Forest	..... Feb. 27, 1988
Joe Binkiewicz	..... 7	..... vs. Evansville (2)	..... April 6, 1991
Edwin Hartwell	..... 7	..... vs. Illinois-Chicago	..... May 11, 1993
Ryan Topham	..... 7	..... vs. Illinois	..... April 11, 1995
Andrew Bushey	..... 7	..... vs. Detroit	..... May 15, 2002
Steve Sollmann	..... 7	..... vs. South Alabama	..... June 1, 2002

**TRIPLES**

1. Bob Roemer	..... 3	..... vs. Xavier (2)	..... April 15, 1973
---------------	---------	----------------------	----------------------

**HOME RUNS**

1. "Jerry" Sheehan	..... 3	..... vs. Hillsdale	..... April 23, 1906
Jake Kline	..... 3	..... vs. Michigan	..... June 3, 1916
Andy Pilney	..... 3	..... vs. Chicago	..... May 22, 1934
Jim Morris	..... 3	..... vs. Naval Air Station	..... 1957
Joe Binkiewicz	..... 3	..... at Evansville (2)	..... April 6, 1991
Joe Binkiewicz	..... 3	..... at Michigan	..... April 18, 1991
Brant Ust	..... 3	..... at Seton Hall (2)	..... April 25, 1998
Matt Edwards	..... 3	..... vs. Western Michigan	..... March 29, 2005

Current players in **Bold**



***Randall Brooks (1994-97) had two five-hit games at Eck Stadium in a 10-day span of the 1997 season, spraying five hits versus both Central Michigan (March 27) and Boston College (April 6).***



***Bob Roemer (1970-73) had a career day in an 11-3 win over Xavier on April 15, 1973, when he had seven RBI and three triples.***

## STRIKEOUTS

Frank Carpin (10.0 IP) .....	19	vs. Indiana	April 16, 1958
Chuck Symone (9.0 IP) .....	18	at Purdue	April 29, 1958
Aaron Heilman (10.0 IP) .....	18	at West Virginia (1)	April 15, 2000
Ed Reulbach .....	16	vs. Indiana	May 25, 1904
Ed Reulbach .....	16	vs. Beloit	June 7, 1904
Jean Dubuc .....	16	vs. Minnesota	May 30, 1907
George Murphy .....	16	vs. St. Viator	May 20, 1917@
Mike Mandjak .....	16	vs. Chicago	April 30, 1938
Bob Hughes .....	16	vs. Bethel	April 5, 1977
Bill Perce .....	15	vs. Kalamazoo	April 21, 1906
Dick Falvey .....	15	at St. Mary's, KY	March 31, 1923
Ed Walsh .....	15	vs. Western State	April 21, 1926
Ron Mottl .....	15	at Ohio State	April 16, 1955
Billy Ryan .....	14	vs. Winona	April 15, 1908
Richard Bunker .....	14	vs. Purdue	May 17, 1955
Bob Bartlett .....	13	at Bethel	April 29, 1980
Don Wolfe .....	12	vs. Butler	April 20, 1975
Darin Schmalz (9.0 IP) .....	12	at Georgetown (2)	April 20, 1996
Brad Lidge (7.0 IP) .....	12	vs. Pittsburgh (2)	April 18, 1998
Aaron Heilman (8.0 IP) .....	12	vs. Georgia	March 5, 2000
Aaron Heilman (9.0 IP) .....	12	vs. Rutgers (BET)	May 18, 2001
John Axford (7.0 IP) .....	12	vs. Western Michigan	April 9, 2003
Chris Niesel (8.1 IP) .....	12	vs. Ball State (relief)	April 27, 2004
Tom Thornton (8.1 IP) .....	12	vs. Kent State (NCAAs)	June 5, 2004
Cole Johnson (8.1 IP) .....	12	at Rutgers	May 7, 2011
Will Hudgins (7.1 IP) .....	12	vs. Pittsburgh	March 23, 2012
Jim Sholl (7.0 IP) .....	11	vs. Christian Brothers (2)	March 14, 1977
David Sinnes (7.0 IP) .....	11	vs. Detroit	May 20, 1993
Christian Parker (7.0 IP) .....	11	at Georgetown	April 21, 1996
Aaron Heilman (9.0 IP) .....	11	vs. Creighton	March 11, 1999
Aaron Heilman (9.0 IP) .....	11	vs. Iowa	March 16, 2000
Chris Niesel (7.1 IP) .....	11	at Villanova	March 23, 2003
Wade Korpi (9.0 IP) .....	11	vs. Western Michigan	March 29, 2006
Wade Korpi (7.0 IP) .....	11	vs. Purdue	April 24, 2006
Wade Korpi (6.0 IP) .....	11	vs. USF (BET)	May 4, 2006
David Phelps (9.0 IP) .....	11	vs. Seton Hall	May 2, 2007
David Phelps (7.2 IP) .....	11	at Louisville	May 12, 2007
Steve Sabatino (6.1 IP) .....	11	at Villanova	May 15, 2010
Brian Dupra (6.0 IP) .....	11	at Seattle	Feb. 25, 2011
Will Hudgins (8.0 IP) .....	11	vs. Michigan	March 10, 2012
Richard Bunker .....	10	at Indiana	May 4, 1955
Nick Palihnich .....	10	vs. Glenview Naval	May 23, 1959
Jim Sholl (6.2 IP) .....	10	at Valparaiso	April 15, 1975
Mike Bobinski .....	10	vs. Bethel	April 5, 1977
Brian Piotrowicz (8.0 IP) .....	10	vs. Chicago State	March 29, 1989
David Sinnes (9.0 IP) .....	10	at Xavier	April 16, 1990
Alan Walania (9.0 IP) .....	10	at Xavier	April 25, 1992
David Sinnes (8.0 IP) .....	10	vs. La Salle	April 9, 1993
Alan Walania (7.0 IP) .....	10	vs. Valparaiso	April 27, 1993
Tom Price .....	10	vs. Illinois-Chicago	April 12, 1994
Tom Price .....	10	vs. Indiana State	April 27, 1994
Dan Stavisky (9.0 IP) .....	10	vs. Pittsburgh	April 30, 1996
Brad Lidge (5.0 IP) .....	10	vs. Northeastern Illinois	March 26, 1997
Alex Shilliday (8.0 IP) .....	10	at Evansville	Feb. 27, 1998
Tim Kalita (9.0 IP) .....	10	at Seton Hall	April 27, 1998
Tim Kalita (8.0 IP) .....	10	vs. Penn State	March 10, 1999
Tim Kalita (8.0 IP) .....	10	at West Virginia	March 20, 1999
Tim Kalita (7.2 IP) .....	10	at Villanova	March 27, 1999
Aaron Heilman (7.1 IP) .....	10	vs. Oakland (MI)	April 30, 1999
Drew Duff (6.0 IP) .....	10	vs. IUPUI	April 6, 2000
Danny Tamayo (6.0 IP) .....	10	vs. Sam Houston State	Feb. 25, 2001
Danny Tamayo (7.2 IP) .....	10	vs. Portland	March 17, 2001
Danny Tamayo (7.0 IP) .....	10	at Pittsburgh (1)	March 23, 2001
Danny Tamayo (7.2 IP) .....	10	vs. Seton Hall (2)	March 31, 2001
Aaron Heilman (7.0 IP) .....	10	vs. Connecticut (1)	May 5, 2001
Danny Tamayo (8.0 IP) .....	10	vs. Virginia Tech (BET)	May 17, 2001
Chris Niesel (5.0 IP) .....	10	vs. Southern Illinois	Feb. 24, 2002
Jeff Manship (6.0 IP) .....	10	vs. Arizona (2)	March 5, 2006
Jeff Manship (6.2 IP) .....	10	at Seton Hall	May 13, 2006

David Phelps (9.0 IP) .....	10	..... vs. USF	March 23, 2007
David Phelps (7.0 IP) .....	10	..... vs. Mount St. Mary's	March 1, 2008
David Phelps (7.0 IP) .....	10	..... at West Virginia	April 18, 2008
Wade Korpi (6.2 IP) .....	10	..... at USF	May 16, 2008
Brian Dupra (8.0 IP) .....	10	..... vs. Manhattan	March 4, 2011
Brian Dupra (9.0 IP) .....	10	..... vs. Seton Hall	April 29, 2011

@ indicates no-hitter

## DOUBLE-DIGIT STRIKEOUT GAMES

(individually listed in chronological order)

Aaron Heilman (1998-2001) .....	7	..... (11-10 in '99; 12-11-18 in 2000; 10-12 in 2001)
David Phelps (2006-08) .....	5	..... (10-11-11 in 2007; 10-10 in 2008)
Danny Tamayo (1998-2001) .....	5	..... (10-10-10-10-10 in 2001)
Wade Korpi (2005-08) .....	4	..... (11-11-11 in 2006; 10 in 2008)
Tim Kalita (1997-99) .....	4	..... (10 in 1998; 10-10-10 in 1999)
Chris Dupra (2008-11) .....	3	..... (11-10-10 in 2011)
Brian Niesel (2002-04) .....	3	..... (10 in 2002; 11 in 2003; 12 in 2004)
David Sinnes (1990-93) .....	3	..... (10 in 1990; 10-11 in 1993)
Ed Reulbach (1903-04) .....	2	..... (16-16 in 1904)
Richard Bunker (1955) .....	2	..... (10-14 in 1955)
Tom Price (1991-94) .....	2	..... (10-10 in 1994)
Brad Lidge (1996-98) .....	2	..... (10 in 1997; 12 in 1998)
Jim Sholl (1974-77) .....	2	..... (10 in 1975; 11 in 1977)
Alan Walania (1990-93) .....	2	..... (10 in 1992; 10 in 1993)
Jeff Manship (2005-06) .....	2	..... (10-10 in 2006)
Will Hudgins (2009-12) .....	2	..... (11-12 in 2012)

## NO-HITTERS

Norwood Gibson .....	4/21/1897, 7 IP	..... vs. Michigan
Norwood Gibson .....	4/21/1900, 6 IP	..... vs. Michigan
George Murphy .....	5/20/17, 9 IP	..... at St. Viator
Paul Castner .....	5/17/22, 9 IP	..... at Purdue
Hugh Magedaney (3.0), Dick Falvey (4.0) .....	5/14/23, 7 IP	..... vs. Beloit
Mike Mandjak .....	4/30/38, 9 IP	..... vs. Chicago
Bob Nemes, Dick Smullen, Tony Lipton (3.0 each) ..	5/21/49, 9 IP	..... vs. Pensacola
Don Wolfe .....	4/20/75, 7 IP	..... vs. Butler (1)
Brian Piotrowicz .....	5/11/88, 7 IP	..... vs. Ball State (2)

Current players in **Bold**



**Darin Schmalz** (1994-97) fired 12 strikeouts against Georgetown on April 20, 1996, the highest Irish single-game strikeout total since **Bob Bartlett** posted 13 against Bethel in 1980. **Brad Lidge** (1996-98) matched Schmalz with 12 strikeouts in a road win over Pittsburgh on April 18, 1998, before **Aaron Heilman** (1998-01) racked up 12 versus Georgia and 18 at West Virginia in 2000, plus 12 versus Rutgers at the 2001 BIG EAST Tournament. Schmalz, Lidge and Heilman all posted 12-plus strikeouts in a game away from home.



Future big-league closer **Brad Lidge** (1996-98) fittingly posted a career-high 12 strikeouts in a Major League ballpark, during a 1998 win over the University of Pittsburgh at Three Rivers Stadium.

## RUNS SCORED - NOTRE DAME

25 – vs. South Alabama	6/1/02
23 – vs. Detroit	5/15/02
19 – vs. Georgetown	3/28/98
18 – vs. Pittsburgh	5/7/00
18 – vs. Cleveland State	4/18/94
17 – vs. West Virginia	4/21/07
17 – vs. Western Michigan	3/21/07
17 – vs. Oakland	4/14/04
17 – vs. Georgetown	4/12/01
17 – vs. Seton Hall	4/25/99
17 – vs. Butler	4/2/95

## RUNS SCORED - OPPONENT

25 – Rutgers	4/10/10 (L)
22 – Pittsburgh	5/7/00 (L)
20 – Michigan State	5/17/11 (L)
19 – West Virginia	4/17/09 (L)
19 – Connecticut	5/6/01 (L)
19 – Miami, Fla.	4/2/94 (L)
16 – West Virginia	4/22/07 (L)
16 – Rutgers (7)	5/13/00 (L)
15 – Seton Hall	5/6/07 (L)
14 – vs. Ball State	4/6/05 (L)
14 – Milwaukee	3/29/00 (L)

## RUNS SCORED - COMBINED

40 – (18-22) vs. Pittsburgh	5/7/00
31 – (12-19) vs. Connecticut	5/6/01
30 – (5-25) vs. Rutgers	4/10/10
27 – (17-10) vs. Georgetown	4/12/01
26 – (17-9) vs. Western Michigan	3/21/07
26 – (14-12) vs. Rutgers	4/23/06
26 – (25-1) vs. South Alabama	6/1/02
26 – (19-7) vs. Georgetown	3/28/98
26 – (7-19) vs. Miami, Fla.	4/2/94
25 – (13-12) vs. Connecticut	5/5/01
25 – (17-8) vs. Seton Hall	4/25/99

## VICTORY MARGIN

24 – (25-1) vs. South Alabama	6/1/02
22 – (23-1) vs. Detroit	5/5/02
16 – (16-0) vs. Valparaiso	4/3/02
15 – (16-1) vs. Duquesne	4/18/95
14 – (15-1) vs. Oakland	4/11/06
14 – (14-0) vs. Georgetown (7)	5/3/97
14 – (15-1) vs. Seton Hall	5/4/96
14 – (15-1) vs. Valparaiso	4/21/94
14 – (18-4) vs. Cleveland State	4/18/94

## LOSS MARGIN

20 – (5-25) vs. Rutgers	4/10/10
17 – (3-20) vs. Michigan State	5/17/11
16 – (3-19) vs. West Virginia	4/17/09
14 – (1-15) vs. Seton Hall	5/6/07
13 – (0-13) vs. Michigan State	3/20/10
12 – (1-13) vs. Michigan	4/21/10
12 – (7-19) vs. Miami, Fla.	4/2/94
11 – (0-11) vs. Rutgers	5/5/02
11 – (3-14) vs. Milwaukee	3/29/00
10 – (2-12) vs. Central Michigan	5/12/10
10 – (3-13) vs. Louisville	5/22/10
10 – (6-16) vs. Rutgers	5/13/00
10 – (1-11) vs. Boston College	4/9/00

## LONGEST GAMES (TIME)

5:00 – vs. USF (19)	5/3/13
4:20 – vs. West Virginia (15)	5/3/98
4:06 – vs. Pittsburgh (10)	5/7/00
3:54 – vs. Georgetown (12)	3/24/05
3:52 – vs. Cleveland State (13)	4/29/05
3:47 – vs. Villanova (10)	4/3/04
3:45 – vs. Rutgers (11)	4/11/10
3:40 – vs. IUPUI (12)	3/20/97
3:38 – vs. Central Michigan	3/24/09
3:38 – vs. Illinois-Chicago	4/28/09

## LONGEST GAMES (INNINGS)

19 – vs. USF	5/3/13
15 – vs. Ball State	4/27/04
15 – vs. West Virginia	5/3/98
13 – vs. Cleveland State	4/29/05
12 – vs. Seton Hall	4/30/11
12 – vs. Georgetown	3/24/05
12 – vs. IUPUI	3/20/97

## HITS - NOTRE DAME

32 – vs. South Alabama	6/1/02
28 – vs. Detroit	5/15/02
23 – vs. Georgetown	3/28/98
22 – vs. Western Michigan	3/21/07
22 – vs. Toledo	4/23/98
21 – vs. Villanova	4/11/98
20 – vs. Central Michigan	3/24/09
20 – vs. Bowling Green	4/12/05
20 – vs. IPFW	4/24/03
20 – vs. Villanova	4/21/01
20 – vs. Western Michigan	3/25/97
20 – vs. Wright State	5/14/95

## HITS - OPPONENT

30 – Pittsburgh	5/7/00
27 – Rutgers	4/10/10
26 – Michigan State	5/17/11
21 – Connecticut	5/6/01
20 – Louisville	5/22/10
20 – Seton Hall	3/22/09
20 – West Virginia	4/22/07
20 – Rutgers	4/23/06
20 – Milwaukee	3/29/00
20 – Miami, Fla.	4/2/94

## HOME RUNS - NOTRE DAME

5 – vs. South Alabama	6/1/02
5 – vs. Providence	4/5/97

## HOME RUNS - OPPONENT

7 – Rutgers	4/10/10
5 – St. John's	4/25/08
5 – Miami, Fla.	4/2/94

## HOME RUNS - COMBINED

8 – vs. Pittsburgh (ND-4)	5/7/00
7 – vs. Rutgers (ND-0)	4/10/10
7 – vs. Miami, Fla. (ND-2)	4/2/94
6 – vs. Providence (ND-5)	4/5/97

## TRIPLES - NOTRE DAME

4 – vs. Duquesne	4/18/95
------------------	---------

## TRIPLES - COMBINED

4 – vs. Ball State (ND-2)	3/23/10
4 – vs. Western Michigan	3/25/97
4 – vs. Duquesne (ND-4)	4/18/95

## DOUBLES - NOTRE DAME

8 – vs. Toledo	4/23/98
7 – vs. Cleveland State	5/2/06
6 – vs. South Alabama	6/1/02
7 – vs. Rochester	5/15/02
6 – vs. Pittsburgh	5/7/00

## DOUBLES - OPPONENT

7 – West Virginia	4/17/09
7 – West Virginia	4/22/07
6 – Rutgers	4/10/10
6 – St. John's	4/13/06
5 – Louisville	5/22/10
5 – Ohio State	5/31/02
5 – Chicago State	4/8/98

## DOUBLES - COMBINED

10 – vs. West Virginia (ND-3)	4/22/07
10 – vs. Toledo (ND-8)	4/23/98
9 – vs. Western Michigan (ND-5)	3/21/07
9 – vs. Rutgers (ND-5)	4/23/06
9 – vs. USC (ND-5)	5/17/05
8 – vs. West Virginia (ND-1)	4/17/09
8 – vs. St. John's (ND-2)	4/13/06
8 – vs. Rochester (ND-7)	5/15/02
8 – vs. Pittsburgh (ND-6)	5/7/00
8 – vs. Western Michigan (ND-5)	3/25/97

## ERRORS - NOTRE DAME

7 – vs. Rutgers	5/5/02
7 – vs. Connecticut	5/6/01
7 – vs. Chicago State	4/28/99
5 – vs. Rutgers	5/12/12
5 – vs. St. John's (1)	4/27/12
5 – vs. Michigan State	3/20/10
5 – vs. Ball State	4/6/05
5 – vs. Miami, Fla.	4/2/94

## ERRORS - OPPONENT

7 – Oakland	4/11/06
6 – Connecticut	4/10/11
6 – St. John's	4/13/06
6 – Cleveland State	4/23/03
6 – Boston College	4/8/99
6 – St. Norbert	4/24/96

## ERRORS - COMBINED

12 – vs. Chicago State (ND-7)	4/28/99
9 – vs. Rutgers (ND-7)	5/5/02
9 – vs. Boston College (ND-3)	4/8/99

## NOTRE DAME STRIKEOUTS

20 – vs. Ball State	4/27/04
16 – vs. Cleveland State	4/23/03
16 – vs. Western Michigan	4/9/03
16 – vs. Oakland	5/3/00
15 – vs. Bowling Green	4/2/98
14 – vs. Oakland	4/11/06
14 – vs. Villanova	4/11/98
14 – vs. Western Michigan	4/1/98
14 – vs. USF	5/3/13

## OPPONENT STRIKEOUTS

14 – USF	5/3/13
13 – USF	3/24/07
13 – West Virginia	4/27/96
13 – Alabama	4/25/95
13 – Purdue	4/19/94

## Team Combined Hits

Total	ND Total	Opp. Total	Opponent	Date
49	19	30	Pittsburgh	5/7/00
40	13	27	Rutgers	4/10/10
39	19	20	Rutgers	4/23/06
36	15	21	Connecticut	5/6/01
35	22	13	Western Michigan	3/21/07
34	21	13	Villanova	4/11/98
33	32	1	South Alabama (NCAAs)	6/1/02
33	17	16	Providence	4/5/97
33	20	13	Western Michigan	3/25/97
33	14	19	Georgetown	3/24/05
32	12	20	West Virginia	4/22/07
32	28	4	Detroit	5/15/02
32	13	19	Connecticut	5/5/01
32	15	17	Toledo	4/24/97
32	20	12	Central Michigan	3/24/09
32	6	26	Michigan State	5/17/11
31	18	13	Seton Hall	4/25/99
31	23	8	Georgetown	3/28/98
31	19	12	Central Michigan	3/27/97
31	11	20	Miami, Fla.	4/2/94

## HITS - NOTRE DAME

6-for-7	Steve Sollmann vs. South Alabama	6/1/02
6-for-6	Alec Porzel vs. Pittsburgh	5/7/00
5-for-5	Ryan Connolly vs. Cincinnati	4/24/10
5-for-6	A.J. Pollock vs. Western Michigan	3/21/07
5-for-5	Brett Lilley vs. Cincinnati	3/22/05
5-for-6	Matt Macri vs. Virginia Tech	5/22/04
5-for-5	Paul O'Toole vs. South Alabama	6/1/02
5-for-5	Brian Stavisky vs. Detroit	5/15/02
5-for-5	Steve Stanley vs. Milwaukee	5/25/01
5-for-5	Dan Leatherman vs. Toledo	4/23/98
5-for-6	Randall Brooks vs. Boston College	4/6/97
5-for-6	Randall Brooks vs. Central Michigan	3/27/97
5-for-6	Allen Greene vs. IUPUI	3/20/97

## HITS - OPPONENT

5-for-5	Mark Pappas (Seton Hall)	5/6/07
5-for-5	Lance Noel (Franklin College)	5/2/07
5-for-6	Scott Gillitzer (Milwaukee)	3/29/00

## RBI - NOTRE DAME

7	Steve Sollmann vs. South Alabama (NCAAs)	6/1/02
7	Andrew Bushey vs. Detroit	5/15/02
7	Ryan Topham vs. Illinois	4/11/95
7	Robbie Kent vs. Evansville	4/24/94
6	A.J. Pollock vs. West Virginia	4/21/07
6	Matt Edwards vs. Western Michigan	3/29/05
6	Jeff Wagner vs. Central Michigan	3/27/97
6	Trey Mancini vs. Villanova	4/6/13

## RBI - OPPONENT

7	Michael Lang (Rutgers)	4/10/10
6	Jeff Holm (Michigan State)	5/17/11
6	Brant Colamarino (Pittsburgh)	5/7/00
5	Ryan Kapp (Rutgers)	4/10/10
5	Chris Bisson (Connecticut)	4/6/96
5	Mike Pauldine (Detroit)	5/13/94

## HOME RUNS - NOTRE DAME

3	Matt Edwards vs. Western Michigan	3/29/05
2	Brayden Ashdown vs. St. John's	4/30/10
2	Craig Cooper vs. Rutgers	4/21/06
2	Matt Bransfield vs. Oakland	4/11/06
2	Matt Edwards vs. Arizona (NCAAs)	6/6/04
2	Matt Macri vs. Virginia Tech	5/22/04
2	Alec Porzel (one inside-the-park) vs. Pittsburgh	5/7/00
2	Paul O'Toole vs. Pittsburgh	4/11/99
2	Jeff Wagner vs. Bowling Green	4/7/99
2	Jeff Wagner vs. Connecticut	4/3/99
2	Jeff Wagner vs. Toledo	4/24/97
2	Jeff Wagner vs. Providence	4/5/97
2	Jeff Wagner vs. Central Michigan	3/27/97
2	Brant Ust vs. Western Michigan	3/23/99
2	George Restovich vs. Wright State	5/14/95
2	George Restovich vs. Bowling Green	4/6/95

## HOME RUNS - OPPONENT

2	Pat Biserta (Rutgers)	4/10/10
2	Michael Lang (Rutgers)	4/10/10
2	Adam Duvall (Louisville)	5/22/10
2	Chris Anninos (St. John's)	4/25/08
2	Brant Colamarino (Pittsburgh)	5/7/00
2	Jeff Stuss (Milwaukee)	4/8/95

## RUNS SCORED - NOTRE DAME

6	Steve Sollmann vs. South Alabama (NCAAs)	6/1/02
5	A.J. Pollock vs. Milwaukee	3/26/08
5	Brett Lilley vs. Western Michigan	3/21/07
5	Steve Stanley vs. South Alabama (NCAAs)	6/1/02
5	Brian Stavisky vs. Detroit	5/15/02
4	Brett Lilley vs. Rutgers	4/5/08
4	Ken Meyer vs. Rutgers	5/14/00
4	Alec Porzel vs. Pittsburgh	5/7/00
4	J.J. Brock vs. Georgetown	3/29/98
4	Brant Ust vs. Central Michigan	3/25/97
4	Bob Lisanti vs. St. Norbert	4/24/96
4	George Restovich vs. Wright State	5/14/95
4	Craig DeSensi vs. Illinois	4/11/95
4	Greg Layson vs. Milwaukee	4/15/94

## STRIKEOUTS THROWN - NOTRE DAME

12	Will Hudgins vs. Pittsburgh	3/23/12
12	Tom Thornton vs. Kent State (NCAAs)	6/5/04
12	Chris Niesel (relief) vs. Ball State	4/27/04
12	John Axford vs. Western Michigan	4/9/03
11	David Phelps vs. Seton Hall	5/4/07
11	Wade Korpi vs. Purdue	4/24/06
11	Wade Korpi vs. Western Michigan	3/29/06
10	Brian Dupra vs. Seton Hall	4/29/11
10	David Phelps vs. USF	3/23/07
10	Aaron Heilman vs. Connecticut	5/5/01
10	Danny Tamayo vs. Seton Hall	3/31/01
10	Drew Duff vs. IUPUI	4/6/00
10	Aaron Heilman vs. Oakland	4/30/99
10	Brad Lidge vs. Northeastern Illinois	3/26/97
10	Dan Stavisky vs. Pittsburgh	4/30/96
10	Tom Price vs. Indiana State	4/27/94
10	Tom Price vs. Illinois-Chicago	4/12/94

## STRIKEOUTS THROWN - OPPONENT

13	Will Schless (Alabama)	4/25/95
----	------------------------	---------

Current players in **Bold**



**Dan Leatherman** (1997-98) tied a then-Irish record with five hits in five at bats in an Eck Stadium win over Toledo in 1998. He also hit two home runs (pictured) that year in Notre Dame's record-setting game at Boston College (7 HRs).



**George Restovich** (1994-96) was the first player to hit two home runs in a game at Eck Stadium, doing so in an April 6 win over Bowling Green during the 1995 season before again leaving the yard twice in a game six weeks later, versus Wright State in the MCC Tournament (also at The Eck).



**Dan Stavisky** — cousin of 2000-02 Irish outfielder Brian Stavisky — tied a Notre Dame record for strikeouts in a game at Eck Stadium with 10 versus Pittsburgh in 1996. John Axford broke the record with 12 strikeouts versus Western Michigan in 2003.

## GAMES PLAYED/STARTED

FR	Brian Stavisky (2000)	64 of 64
SO	Javi Sanchez (2002)	66 of 68
JR	Dan Peltier (1989)	68 of 68
SR	Pat Pesavento (1989)	68 of 68
	James Sass (1989)	68 of 68
	Steve Stanley (2002)	68 of 68

## AT BATS

FR	Brian Stavisky (2000)	248
SO	Steve Stanley (2000)	235
JR	Dan Peltier (1989)	258
SR	Steve Stanley (2002)	271

## BATTING AVERAGE

(min. 2.5 AB/tm gm)

FR	Scott Sollmann (1994)	.402 (76/189)
SO	Dan Peltier (1988)	.414 (89/215)
JR	Dan Peltier (1989)	.446 (115/258)
SR	Edwin Hartwell (1993)	.447 (89/199)

## HITS

FR	Brant Ust (1997)	83
SO	Scott Sollmann (1995)	93
JR	Dan Peltier (1989)	115
SR	Steve Stanley (2002)	119

## SLUGGING PERCENTAGE

(min. 2.5 AB/tm gm)

FR	Brant Ust (1997)	.623 (139/223)
SO	Brant Ust (1998)	.724 (159/219)
JR	Dan Peltier (1989)	.783 (202/258)
SR	Eric Danapilis (1993)	.726 (159/219)

## ON-BASE PERCENTAGE

(min. 2.5 AB/tm gm)

FR	Scott Sollmann (1994)	.491 (109/222)
SO	Dan Peltier (1988)	.512 (133/260)
JR	Dan Peltier (1989)	.513 (157/306)
SR	Edwin Hartwell (1993)	.549 (135/246)

## RUNS BATTED IN

FR	Brant Ust (1997)	54
SO	Robbie Kent (1994)	82
JR	Dan Peltier (1989)	93
SR	Eric Danapilis (1993)	85

## HOME RUNS

FR	Brian Stavisky (2000)	14
SO	Brant Ust (1998)	18
JR	Ryan Topham (1995)	18
SR	Frank Jacobs (1991)	20

## TRIPLES

FR	Scott Sollmann (1994)	7
SO	Scott Sollmann (1995)	11
JR	Shaun Fitzmaurice (1964)	10
SR	George Restovich (1996)	9

## DOUBLES

FR	Five players (MR: Trey Mancini, 2011)	15
SO	Robbie Kent (1994)	24
JR	Dan Peltier (1989)	32
SR	Alec Porzel (2001)	28

## RUNS SCORED

FR	Brant Ust (1997)	66
SO	Scott Sollmann (1995)	73
JR	Pat Pesavento (1988)	81
	Dan Peltier (1989)	81
SR	Pat Pesavento (1989)	88

## STOLEN BASES

FR	Scott Sollmann (1994)	26
SO	Dan Bautch (1990)	29
	Steve Stanley (2000)	29
JR	Scott Sollmann (1996)	52
SR	Pat Pesavento (1989)	38

## TOTAL BASES

FR	Brian Stavisky (2000)	141
SO	Brant Ust (1998)	157
JR	Dan Peltier (1989)	202
SR	Eric Danapilis (1993)	159

## BASES ON BALLS

FR	Ryan Topham (1993)	51
SO	Ryan Topham (1994)	63
JR	Craig Counsel (1991)	49
SR	Pat Pesavento (1989)	61

## TIMES HIT BY PITCH

FR	Brett Lilley (2005)	30
SO	Cody Rizzo (2004)	21
	Brett Lilley (2006)	21
JR	Brett Lilley (2007)	27
SR	Brett Lilley (2008)	31

## SACRIFICE BUNTS

FR	Mike Coss (1988)	14
SO	David Mills (2008)	19
JR	Mike Moshier (1988)	14
SR	Scott Sollmann (1996)	14
JR	Mick Doyle (2011)	14

## HARDEST TO STRIKEOUT (AB/SO)

FR	Jack Moran (1982)	18.80 (94/5)
SO	Dan Szajko (1980)	25.75 (103/4)
JR	Rick Pullano (1978)	44.00 (132/3)
SR	Dan Szajko (1982)	34.25 (137/4)

## PUTOUTS

(since 1982)

FR	Joe Thaman (1B; 2001)	550
SO	Joe Thaman (1B; 2002)	514
JR	Trey Mancini (1B; 2013)	513
SR	Joe Binkiewicz (1B; 1992)	628

## ASSISTS

(since 1982)

FR	Brett Lilley (2005)	172
SO	Matt Macri (2003)	184
JR	Pat Pesavento (1988)	216
SR	Pat Pesavento (1989)	222

## APPEARANCES

FR	Aaron Heilman (1998)	31
SO	Dan Slania (2012)	31
JR	Mike Coffey (1989)	37
SR	John Corbin (2000)	30

## GAMES STARTED

FR	Pat Leahy (1990)	15
SO	Chris Niesel (2003)	15
	Tom Thornton (2004)	15
	David Phelps (2007)	15
JR	Brian Piotrowicz (1989)	18
SR	Tom Price (1994)	19

## EARNED RUN AVERAGE

(min. 40 IP)

FR	David Sinnes (1990)	1.05 (8/68.2)
SO	Jack Mitchell (1960)	0.71 (4/50.2)
JR	Dan Slania (2013)	1.21 (8/59.1)
SO	Nic Furlong (1969)	1.50 (9/54.0)

## INNINGS PITCHED

FR	Grant Johnson (2002)	101.1
SO	David Phelps (2007)	110.1
JR	Chris Michalak (1992)	118.2
SR	Tom Price (1994)	140.1

## WINS

FR	David Sinnes (1990)	9-2
	Grant Johnson (2002)	9-5
SO	Alan Walania (1991)	11-5
SR	Aaron Heilman (1999)	11-2
JR	Tom Price (1993)	12-2
SR	Aaron Heilman (2001)	15-0

## WINNING PERCENTAGE

(min. 8 decisions)

FR	Pat Leahy (1990)	.889 (8-1)
SO	Frank Scanlan (1908)	1.000 (10-0)
JR	Tim Kraus (1994)	1.000 (9-0)
SR	Aaron Heilman (2001)	1.000 (15-0)

## OPPONENT BATTING AVERAGE

(since 1991/min. 40 IP)

FR	Aaron Heilman (1998)	.198 (46/232)
SO	Wade Korpi (2006)	.204 (55/270)
JR	David Sinnes (1992)	.163 (33/202)
SR	Aaron Heilman (2001)	.173 (70/404)

## SAVES

(since 1976)

FR	Kyle Weiland (2006)	16
SO	Dan Slania (2012)	13
JR	Dan Slania (2013)	13
SR	J.P. Gagne (2003)	13

## STRIKEOUTS

FR	Grant Johnson (2002)	86
SO	Aaron Heilman (1999)	118
JR	Aaron Heilman (2000)	118
SR	Aaron Heilman (2001)	111

## CAREER BATTING AVERAGE

(min. 2 yrs, 80 at bats)

1. Craig Cooper (2003-06).....	444 (120/270)
2. Randall Brooks (1996-97).....	418 (69/165)
3. Brant Ust (1997-99).....	413 (100/242)
4. J.J. Brock (1996-98).....	399 (89/223)
5. Jeff Wagner (1996-99).....	390 (98/251)
6. Steve Stanley (1999-2002).....	381 (152/399)
7. Steve Sollmann (2001-04).....	356 (111/312)
8. Brian Stavisky (2000-02).....	352 (88/250)
9. A.J. Pollock (2007-09).....	347 (110/317)
10. Brett Lilley (2005-08).....	347 (128/369)

## SEASON BATTING AVERAGE

(minimum 2.5 AB/team gm)

1. Brant Ust (1998).....	493 (37/75)
2. Jeff Wagner (1997).....	488 (39/80)
3. Craig Cooper (2006).....	481 (52/108)
4. Craig Cooper (2004).....	470 (31/66)
5. Ken Meyer (2000).....	438 (28/64)
6. Steve Stanley (2002).....	431 (44/102)
7. J.J. Brock (1998).....	427 (35/82)
8. Randall Brooks (1996).....	425 (34/80)
9. Andrew Bushey (2001).....	425 (34/80)
10. Brett Lilley (2006).....	419 (39/93)

## CAREER RBI

1. Alec Porzel (1998-2001).....	102
2. Jeremy Barnes (2006-09).....	97
3. Paul O'Toole (1999-2002).....	86
4. Jeff Wagner (1996-99).....	83
5. Brant Ust (1997-99).....	71
6. Brian Stavisky (2000-02).....	68
7. Steve Sollmann (2001-04).....	65
8. Andrew Bushey (1999-2002).....	64
9. Matt Edwards (2002-05).....	63
Craig Cooper (2003-06).....	63



**Alec Porzel** (1998-01) tallied 102 RBI in BIG EAST games only during his career and captured the conference RBI title in 2000 and 2001.

## SEASON RBI

1. Alec Porzel (2001).....	35
2. Jeff Wagner (1997).....	34
3. Matt Bransfield (2004).....	33
Jeremy Barnes (2009).....	33
5. Paul O'Toole (2002).....	30
6. Mike Amrhein (1997).....	29
7. J.J. Brock (1998).....	28
8. Alec Porzel (2000).....	27
Andrew Bushey (2001).....	27
Brian Stavisky (2001).....	27
Jeremy Barnes (2006).....	27

## CAREER HOME RUNS

1. Jeff Wagner (1996-99).....	24
2. Alec Porzel (1998-2001).....	20
3. Brant Ust (1997-99).....	19
4. Paul O'Toole (1999-2002).....	15
Jeremy Barnes (2006-09).....	15
6. Trey Mancini (2011-13).....	14
7. Brian Stavisky (2000-02).....	13
8. Mike Amrhein (1996-97).....	12
Jeff Felker (1997-2000).....	12
10. Ryan Connolly (2007-10).....	11

## SEASON HOME RUNS

1. Jeff Wagner (1997).....	10
2. Brant Ust (1998).....	8
Jeremy Barnes (2009).....	8
4. Mike Amrhein (1997).....	7
J.J. Brock (1998).....	7
Brian Stavisky (2000).....	7
Paul O'Toole (2002).....	7
Matt Macri (2004).....	7
Craig Cooper (2006).....	7
A.J. Pollock (2009).....	7
Ryan Connolly (2010).....	7
Trey Mancini (2011).....	7

## CAREER STOLEN BASES

1. Steve Stanley (1999-2002).....	45
2. Steve Sollmann (2001-04).....	33
3. Frank DeSico (2010-13).....	21
4. Paul O'Toole (1999-2002).....	20
A.J. Pollock (2007-09).....	20
Charlie Markson (2010-13).....	20
7. Craig Cooper (2003-06).....	18
8. Cody Rizzo (2003-06).....	16
9. Alec Porzel (1998-2001).....	13
Scott Sollmann (1996).....	13

## SEASON STOLEN BASES

1. Scott Sollmann (1996).....	13
Charlie Markson (2012).....	13
3. Steve Stanley (1999).....	12
Steve Stanley (2001).....	12
A.J. Pollock (2008).....	12
6. Steve Stanley (2002).....	11
Steve Sollmann (2003).....	11
Steve Sollmann (2004).....	11

## CAREER TRIPLES

1. J.J. Brock (1996-98).....	7
Steve Stanley (1999-2002).....	7
Brian Stavisky (2000-02).....	7

## SEASON TRIPLES

1. Steve Stanley (2001).....	5
2. J.J. Brock (1997).....	4
Ken Meyer (2000).....	4
Brennan Grogan (2003).....	4

## CAREER DOUBLES

1. Alec Porzel (1998-2001).....	33
2. Jeff Felker (1997-2000).....	26
3. Andrew Bushey (1999-2002).....	24
4. Steve Stanley (1999-2002).....	22
5. Paul O'Toole (1999-2002).....	21
Jeremy Barnes (2006-09).....	21
A.J. Pollock (2007-09).....	21
8. Steve Sollmann (2001-04).....	20
Eric Jagielo (2011-13).....	20
10. Brant Ust (1997-99).....	19

## SEASON DOUBLES

1. Alec Porzel (2001).....	13
2. Alec Porzel (2000).....	11
3. Andrew Bushey (2001).....	10
4. Jeff Felker (1999).....	9
Dan Leatherman (1998).....	9
Brant Ust (1998).....	9
Ken Meyer (2000).....	9
Andrew Bushey (2002).....	9
Steve Sollmann (2003).....	9
Mike Dury (2007).....	9
Eric Jagielo (2013).....	9

## CAREER RUNS SCORED

1. Steve Stanley (1999-2002).....	110
2. Brett Lilley (2005-08).....	99
3. Steve Sollmann (2001-04).....	83
Craig Cooper (2003-06).....	83
5. Alec Porzel (1998-2001).....	79
Paul O'Toole (1999-2002).....	79
7. A.J. Pollock (2007-09).....	77
8. Jeremy Barnes (2006-09).....	76
9. Cody Rizzo (2003-06).....	73
10. Brant Ust (1997-99).....	70

## SEASON RUNS SCORED

1. Craig Cooper (2006).....	43
2. Steve Stanley (2001).....	38
A.J. Pollock (2009).....	38
4. Matt Macri (2004).....	36
5. Brett Lilley (2008).....	31
6. Steve Stanley (2002).....	30
7. Mike Amrhein (1997).....	28
8. Jeff Wagner (1997).....	27
9. Brant Ust (1997).....	26
Alec Porzel (2001).....	26
Steve Sollmann (2001).....	26
Steve Sollmann (2003).....	26

## CAREER ERA

(minimum 36.0 IP)

- Dan Slania (2011-13)..... 1.47 (9/55.0)
- Pat Connaughton (2012-) .... 1.89 (15/71.1)**
- Aaron Heilman (1998-01).....2.39 (50/188.1)
- Ryan Kalita (2000-03)..... 2.45 (16/58.2)
- Jeff Manship (2005-06) ..... 2.71 (23/76.0)
- Darrin Schmalz (1996-97) ..... 2.74 (27/88.2)
- Danny Tamayo (2000-01) ..... 2.77 (21/68.1)

## SEASON ERA

(minimum 1.0 IP/team gm)

- J.P. Gagne (2003)..... 1.09 (3/24.2)
- Aaron Heilman (2001) ..... 1.40 (9/58.0)
- Pat Connaughton (2013)..... 1.83 (7/34.1)**
- Aaron Heilman (1998) ..... 1.85 (5/24.1)
- Dan Slania (2013) ..... 1.88 (6/28.2)
- Grant Johnson (2004) ..... 1.91 (8/37.2)
- Pat Connaughton (2012)..... 1.95 (8/37.0)**
- Tim Kalita (1998) ..... 2.03 (7/31.0)
- Ryan Kalita (2003) ..... 2.09 (10/43.0)
- David Phelps (2007)..... 2.13 (19/80.1)

## SEASON VICTORIES

- Aaron Heilman (2001) ..... 8-0
- Chris Niesel (2003)..... 7-0
- Aaron Heilman (2000) ..... 7-1
- Jeff Manship (2006)..... 7-1
- Danny Tamayo (2001)..... 6-0
- Darin Schmalz (1997) ..... 6-1
- Aaron Heilman (1999) ..... 6-1
- Jeff Samardzija (2006) ..... 6-1
- Eric Maust (2008)..... 6-1

## SEASON STRIKEOUTS

- David Phelps (2007)..... 76
- Jeff Manship (2006)..... 70
- Aaron Heilman (2000) ..... 66
- Danny Tamayo (2001)..... 59
- Aaron Heilman (2001) ..... 56
- Brian Dupra (2011) ..... 53
- Brad Lidge (1998) ..... 52
- Aaron Heilman (1999) ..... 52
- Cole Johnson (2011) ..... 52
- Will Hudgins (2012) ..... 50

## SEASON OPPONENTS' BATTING AVERAGE

(minimum 1.0 IP/team gm)

- Aaron Heilman (2001) ..... .152 (30/198)
- Grant Johnson (2004) ..... .169 (23/136)
- Cole Johnson (2011) ..... .213 (46/216)
- J.P. Gagne (2003) ..... .213 (19/89)
- Ryan Kalita (2003) ..... .214 (33/154)
- Christian Parker (1996) ..... .217 (30/138)
- Brad Lidge (1998) ..... .221 (36/163)
- Eric Maust (2008) ..... .223 (39/175)
- Danny Tamayo (2001) ..... .225 (50/222)
- Dan Stovsky (1996) ..... .226 (2/93)
- Jeff Manship (2006) ..... .226 (53/234)

**Bold** indicates current players.

## YEARLY BIG EAST TEAM STATS (1996-2013)

Yr.	AVG	R	(per game)				SLG	OBP
			HR	SB	SLG	OBP		
'96	.327	132 (6.6)	23 (1.15)	24 (1.20)	.509	.388		
'97	.360	189 (9.0)	36 (1.71)	11 (0.52)	.599	.423		
'98	.340	155 (8.2)	32 (1.68)	16 (0.84)	.581	.401		
'99	.321	181 (7.2)	28 (1.12)	29 (1.16)	.497	.386		
'00	.305	176 (7.0)	28 (1.12)	21 (0.84)	.490	.369		
'01	.334	208 (8.0)	19 (0.73)	41 (1.58)	.519	.407		
'02	.310	165 (6.3)	21 (0.81)	21 (0.81)	.457	.395		
'03	.277	142 (6.2)	12 (0.52)	25 (1.09)	.406	.367		
'04	.319	188 (7.2)	26 (1.00)	36 (1.38)	.489	.404		
'05	.284	137 (5.7)	14 (0.58)	28 (1.17)	.399	.377		
'06	.334	216 (8.0)	14 (0.52)	30 (1.11)	.444	.423		
'07	.261	133 (4.8)	11 (0.39)	30 (1.07)	.343	.340		
'08	.310	179 (6.9)	20 (0.77)	23 (0.88)	.435	.395		
'09	.308	178 (6.6)	34 (1.26)	19 (0.70)	.492	.379		
'10	.267	136 (5.0)	25 (0.93)	10 (0.37)	.395	.331		
'11	.248	102 (3.9)	11 (0.42)	23 (0.88)	.337	.328		
'12	.269	131 (4.9)	18 (0.67)	29 (1.07)	.379	.350		
'13	.272	126 (5.3)	9 (0.38)	22 (0.92)	.376	.349		

Yr.	ERA	Opp AVG	(per 9 IP)			Fld%
			SO	BB	SO/BB	
'96	3.91	.260	116 (6.48)	54 (3.02)	2.15	.953
'97	5.58	.310	134 (7.27)	63 (3.42)	2.13	.949
'98	3.42	.263	155 (8.56)	62 (3.42)	2.50	.970
'99	4.86	.282	199 (8.79)	82 (3.62)	2.43	.960
'00	4.52	.287	169 (7.28)	82 (3.53)	2.06	.968
'01	3.46	.243	185 (7.80)	67 (2.83)	2.76	.957
'02	3.74	.256	174 (7.23)	109 (4.53)	1.60	.964
'03	3.14	.247	173 (7.77)	68 (3.05)	2.54	.968
'04	3.51	.258	179 (7.40)	66 (2.73)	2.71	.968
'05	3.59	.271	118 (5.30)	56 (2.52)	2.11	.967
'06	3.98	.274	207 (7.64)	70 (2.53)	2.96	.974
'07	4.80	.287	206 (7.66)	93 (3.46)	2.22	.969
'08	3.60	.268	176 (6.66)	83 (3.14)	2.12	.978
'09	5.86	.306	133 (5.03)	86 (3.25)	1.55	.964
'10	7.02	.321	156 (5.92)	88 (3.34)	1.77	.974
'11	3.21	.263	168 (6.34)	66 (2.44)	2.55	.972
'12	3.37	.261	201 (7.52)	69 (2.58)	2.91	.956
'13	4.22	.285	127 (5.21)	84 (3.44)	1.51	.972

# YEAR-BY-YEAR TEAM STATS

## TEAM OFFENSIVE STATISTICS

Yr.	Avg.	AB	R	R/gm	H	H/gm	2B	3B	HR	HR/gm	AB/HR	RBI	Slug%	BB	HP	SO	BB/SO	AB/SO	OB%	SF/SH	SB-Att	SB%
'14	.245	1754	202	3.81	429	8.09	78	18	11	0.21	159.5	173	.328	167	46	365	0.46	4.81	.323	22/35	52-84	.619
'13	.276	1991	291	5.02	549	9.47	99	23	26	0.45	76.6	268	.388	186	57	364	0.51	5.47	.349	33/63	57-81	.704
'12	.277	1951	294	5.07	541	9.33	81	10	36	0.66	54.2	267	.384	199	67	381	0.52	5.12	.360	22/32	58-89	.652
'11	.239	1736	195	3.68	415	7.83	81	7	18	0.34	96.4	172	.325	175	22	303	0.58	5.73	.315	12/72	46-78	.590
'10	.276	1874	293	5.43	517	9.57	87	9	39	0.72	48.1	266	.394	181	45	343	0.53	5.46	.349	30/38	29-40	.725
'09	.309	2024	399	6.76	625	10.59	95	24	51	0.86	39.7	371	.455	243	54	346	0.70	5.85	.392	33/37	58-82	.707
'08	.309	1909	375	6.82	589	10.71	108	17	41	0.75	46.6	344	.447	223	59	289	0.77	6.61	.392	32/69	59-76	.776
'07	.274	1831	307	5.48	502	8.96	78	14	24	0.43	76.3	266	.372	220	57	324	0.68	5.65	.365	25/51	59-77	.766
'06	.313	2176	432	6.86	681	10.81	119	18	33	0.52	65.9	397	.430	247	100	281	0.88	7.74	.403	28/65	62-99	.626
'05	.295	2102	423	6.71	620	9.84	104	11	43	0.68	48.9	375	.416	227	130	342	0.66	6.15	.393	28/50	69-100	.690
'04	.309	2142	491	7.79	661	10.49	120	19	69	1.10	31.0	443	.479	275	106	358	0.77	5.98	.407	39/38	69-101	.683
'03	.309	2149	433	6.87	664	10.54	115	26	31	0.49	69.3	383	.430	204	74	339	0.60	6.34	.384	26/54	84-118	.712
'02	.321	2289	492	7.24	734	10.79	125	25	53	0.78	43.2	438	.467	253	55	326	0.78	7.02	.395	41/66	63-92	.685
'01	.322	2114	425	6.75	680	10.79	141	25	41	0.67	50.3	384	.470	226	35	269	0.84	7.86	.391	33/28	92-136	.677
'00	.299	2147	422	6.59	642	10.03	131	21	50	0.78	42.9	371	.449	183	37	275	0.67	7.81	.359	35/26	76-113	.673
'99	.307	2010	411	6.74	617	11.11	113	16	70	1.15	28.7	366	.484	193	40	316	0.61	6.36	.374	28/16	84-112	.750
'98	.304	1945	392	6.76	592	10.21	125	19	73	1.26	26.6	365	.501	201	25	333	0.60	5.84	.372	27/31	61-97	.629
'97	.334	2037	465	7.75	681	11.35	127	36	66	1.10	34.0	427	.529	221	43	319	0.69	6.38	.406	24/39	51-78	.654
'96	.315	2014	429	6.92	634	10.23	111	29	58	0.94	34.7	379	.485	231	33	352	0.66	5.72	.389	31/28	97-132	.735
'95	.316	2037	456	7.48	644	10.56	104	34	60	0.98	34.0	416	.489	244	69	387	0.63	5.26	.403	22/41	57-93	.613
'94	.323	2034	511	8.24	656	10.58	109	41	39	0.63	52.2	466	.474	342	36	316	1.08	6.44	.422	38/16	124-163	.761
'93	.334	1960	550	8.87	655	10.56	125	23	64	1.03	30.6	485	.519	389	75	335	1.16	5.85	.457	26/46	127-177	.718
'92	.301	1958	450	7.14	590	9.37	109	18	45	0.71	43.5	391	.444	342	58	359	0.95	5.45	.416	23/44	119-154	.773
'91	.305	1893	448	7.34	577	9.46	106	14	62	1.02	30.5	385	.474	323	43	340	0.95	5.57	.413	22/48	91-131	.695
'90	.291	1766	391	6.74	514	8.86	105	4	49	0.84	36.0	348	.438	338	52	299	1.13	5.91	.417	13/54	117-161	.727
'89	.334	2147	528	7.76	718	10.56	112	14	36	0.53	59.6	463	.450	391	38	272	1.44	7.89	.443	14/57	119-163	.730
'88	.307	1828	444	7.28	561	9.20	106	11	40	0.66	45.7	372	.443	326	50	300	1.09	6.09	.421	20/56	117-176	.665
'87	.268	1354	202	4.59	363	8.25	51	8	21	0.48	64.5	177	.364	144	19	239	0.60	5.67	.343	15/19	47-55	.855
'86	.315	1618	342	6.84	509	10.18	81	18	35	0.70	46.2	294	.452	182	17	267	0.68	6.06	.385	21/15	53-70	.757
'85	.296	1613	326	5.93	477	8.67	65	16	28	0.51	57.6	281	.408	236	18	238	0.99	6.78	.386	28/42	58-74	.784
'84	.295	1252	283	5.90	399	8.31	61	5	21	0.44	59.6	243	.426	237	13	200	1.19	6.26	.428	15/36	38-56	.679
'83	.243	1226	193	4.11	298	6.34	42	12	16	0.34	76.6	166	.336	200	11	234	0.86	5.24	.351	14/40	28-40	.700
'82	.277	1145	249	5.79	322	7.49	36	10	15	0.35	76.3	210	.369	213	15	126	1.69	9.09	.395	18/17	71-90	.789
'81	.320	1135	248	6.20	363	9.08	53	10	25	0.65	45.4	220	.450	178	17	147	1.21	7.72	.415	14/36	45-64	.703
'80	.332	1018	262	7.08	338	9.14	47	20	13	0.35	78.3	229	.456	196	10	83	2.36	12.27	.440	12/38	21-26	.808
'79	.293	918	168	5.09	269	8.15	40	11	4	0.12	229.5	136	.374	142	16	111	1.28	8.27	.394	8/35	24-38	.632
'78	.232	1028	130	3.42	239	6.29	27	8	9	0.24	114.2	113	.301	113	9	135	0.84	7.61	.312	6/17	31-47	.660
'77	.275	1156	190	4.42	318	7.40	49	16	16	0.37	72.3	174	.387	—	—	—	—	—	—	/18	28—	—
'76	.288	1123	190	4.75	323	8.08	32	11	14	0.35	80.2	160	.373	—	—	—	—	—	—	/26	39—	—
'75	.264	851	142	4.58	225	7.26	32	13	9	0.29	94.6	122	.364	135	—	126	1.07	6.75	—	/9/14	15-18	.833
'74	.279	1178	186	4.77	329	8.44	38	22	12	0.31	98.2	159	.379	—	—	—	—	—	—	/10	27—	—
'73	.277	1067	140	3.78	295	7.97	23	15	9	0.24	118.6	127	.351	124	10	186	0.67	5.74	—	/15	—	—
'72	.268	915	148	4.93	244	8.13	42	6	17	0.57	53.8	126	.381	131	—	176	0.74	5.20	—	—	—	—
'71	.268	1017	138	4.31	274	8.56	41	3	12	0.38	84.8	132	.351	129	—	182	0.71	5.59	—	—	—	—
'70	.264	996	148	4.77	263	8.48	31	15	13	0.42	76.6	135	.364	119	—	197	0.60	5.06	—	—	18—	—
'69	.249	832	124	5.17	205	8.54	15	11	10	0.42	82.3	116	.330	94	—	140	0.67	5.88	—	—	11—	—
'68	.285	817	129	5.61	233	10.13	32	11	9	0.39	90.8	107	.384	—	—	—	—	—	—	—	8—	—
'67	.268	865	141	5.42	232	8.92	33	12	11	0.42	78.6	—	.372	—	—	—	—	—	—	—	—	—
'66	.256	856	141	5.42	219	8.42	39	9	15	0.58	57.1	114	.375	—	—	—	—	—	—	—	—	—
'65	.261	1217	191	5.46	318	9.09	46	18	14	0.40	86.9	157	.363	—	—	—	—	—	—	—	—	—
'64	.260	958	173	5.97	249	8.59	31	18	29	0.83	33.0	149	.421	—	—	—	—	—	—	—	—	—
'63	.293	1065	211	7.03	312	10.40	45	23	14	0.47	76.1	170	.418	—	—	—	—	—	—	—	—	—
'62	.295	600	131	7.71	177	10.41	25	15	14	0.82	42.9	114	.457	—	—	—	—	—	—	—	—	—
'61	.242	1003	148	5.10	243	8.38	23	14	15	0.52	66.9	131	.338	—	—	—	—	—	—	—	—	—
'60	.283	882	200	7.69	250	9.62	34	6	21	0.81	42.0	162	.407	—	—	—	—	—	—	—	—	—
'59	.278	785	163	7.09	218	9.48	39	11	8	0.35	98.1	122	.386	—	—	—	—	—	—	—	—	—
'58	.301	907	231	9.24	273	10.92	38	15	20	0.80	45.4	196	.442	—	—	—	—	—	—	—	—	—
'57	.287	893	179	6.88	256	9.85	37	15	12	0.46	74.4	154	.402	—	—	—	—	—	—	—	—	—
'56	.249	643	90	4.74	162	8.53	20	4	5	0.26	128.6	87	.319	—	—	—	—	—	—	—	—	—
'55	.271	632	93	5.47	169	9.94	38	3	8	0.47	79.0	80	.375	—	—	—	—	—	—	—	—	—
'54	.264	855	119	4.76	226	9.04	25	8	9	0.36	95.0	101	.344	—	—	—	—	—	—	—	—	—
'53	.267	859	166	6.92	229	9.54	28	16	2	0.08	429.5	136	.343	—	—	—	—	—	—	—	—	—
'52	.252	879	132	5.28	230	9.20	26	13	4	0.16	219.8	115	.334	—	—	—	—	—	—	—	—	—
'51	.237	853	120	4.80	203	8.12	16	9	6	0.24	142.2	82	.299	—	—	—	—	—	—	—	—	—
'50	.252	741	135	6.14	18																	

## TEAM PITCHING AND DEFENSIVE STATISTICS

Yr.	W-L-T	Pct.	IP	CG/ShO	SV	ERA	Opp Avg	K	BB	SO/BB	SO/9 IP	BB/9 IP	HR	HR/gm	WP	HB	BK	FLD (TC-E-DP)
'14	22-31-0	.415	475.0	6/4	7	3.05	.243	313	206	1.52	5.93	3.90	8	0.15	37	38	1	.964 (2,117-76-58)
'13	34-24-0	.586	528.1	4/4	17	3.75	.272	342	152	2.25	5.83	2.59	24	0.41	36	50	4	.970 (2,333-71-55)
'12	31-27-0	.534	511.2	3/6	14	3.92	.272	417	160	2.61	7.33	2.81	17	0.29	38	71	5	.960 (2,243-89-58)
'11	23-29-1	.443	481.2	1/7	12	3.42	.266	368	143	2.57	6.88	2.67	22	0.42	20	33	4	.972 (2,075-59-39)
'10	22-32	.407	476.1	0/1	10	5.95	.299	334	193	1.73	6.31	3.65	45	0.83	31	49	6	.962 (2,119-73-43)
'09	36-23	.610	519.0	7/2	12	5.36	.286	328	220	1.49	5.69	3.82	42	0.71	38	56	9	.966 (2,306-79-50)
'08	33-21-1	.609	493.2	1/6	8	4.38	.272	392	187	2.10	7.15	3.41	39	0.71	38	49	10	.973 (2,115-58-65)
'07	28-28-0	.500	487.0	5/3	8	3.97	.267	396	192	2.11	7.35	3.49	20	0.36	45	61	5	.962 (2,159-82-36)
'06	45-17-1	.722	572.0	3/5	18	3.52	.249	504	171	2.95	7.93	2.69	18	0.29	24	51	7	.972 (2,491-69-56)
'05	38-24-1	.611	557.1	10/3	13	4.41	.290	342	204	1.68	5.52	3.29	31	0.49	25	74	9	.960 (2,444-97-67)
'04	51-12-0	.836	554.2	3/6	15	3.36	.248	436	162	2.69	7.08	2.63	36	0.57	29	59	4	.967 (2,452-80-59)
'03	45-18-0	.714	534.0	4/2	18	3.53	.250	479	216	2.22	8.07	3.64	28	0.44	45	38	3	.970 (2,429-73-57)
'02	50-18-0	.735	584.1	3/2	18	3.57	.255	483	231	2.09	7.44	3.56	31	0.46	36	49	5	.961 (2,544-100-66)
'01	49-13-1	.786	547.2	2/17	8	3.22	.246	420	151	2.78	6.90	2.48	22	0.35	31	40	3	.964 (2,435-88-40)
'00	46-18-0	.719	545.0	10/5	15	3.93	.276	454	182	2.49	7.50	3.01	33	0.52	41	41	2	.965 (2,413-85-57)
'99	43-18-0	.705	513.2	8/2	15	5.15	.280	478	219	2.18	8.38	3.84	55	0.90	61	39	3	.954 (2,294-106-41)
'98	41-17-0	.707	501.1	6/3	10	4.02	.267	456	204	2.24	8.19	3.66	36	0.62	40	52	3	.962 (2,245-86-60)
'97	41-19-0	.683	504.2	10/3	11	4.51	.267	399	231	1.72	7.12	4.12	24	0.40	38	42	9	.942 (2,293-133-53)
'96	44-18-0	.710	512.0	12/9	11	3.87	.257	365	213	1.71	6.42	3.74	35	0.57	37	31	3	.953 (2,308-108-45)
'95	40-21-0	.656	510.2	13/3	9	4.53	.272	320	192	1.67	5.64	3.38	44	0.72	44	36	3	.960 (2,165-87-43)
'94	46-16-0	.742	513.0	17/6	14	3.25	.252	335	161	2.08	5.88	2.82	32	0.52	37	51	3	.955 (2,326-104-43)
'93	46-16-0	.742	502.2	21/7	11	4.57	.261	392	188	2.09	7.02	3.37	53	0.85	24	32	3	.961 (2,304-90-41)
'92	48-15-0	.762	512.0	25/10	10	3.06	.239	369	165	2.24	6.49	2.90	32	0.51	34	22	1	.965 (2,364-83-51)
'91	45-16-0	.738	491.0	13/9	14	4.01	.254	345	203	1.70	6.32	3.72	23	0.38	42	22	4	.961 (2,216-86-40)
'90	46-12-0	.793	474.1	7/5	12	3.00	.246	354	195	1.82	6.72	3.70	15	0.26	30	31	7	.953 (1,894-89-51)
'89	48-19-1	.713	543.0	14/12	12	4.13	.286	308	219	1.41	5.10	3.63	28	0.41	33	28	2	.950 (2,504-126-58)
'88	39-22-0	.639	461.0	17/3	6	5.43	.292	243	160	1.52	4.74	3.12	47	0.77	29	48	6	.961 (2,155-84-52)
'87	15-29-0	.341	335.2	14/0	4	4.75	.289	154	168	0.92	4.13	5.50	22	0.50	28	10	0	.953 (1,579-74-29)
'86	22-28-0	.440	376.0	10/3	9	6.25	.310	176	202	0.87	4.21	4.84	38	0.76	31	18		.946 (1,679-90-40)
'85	26-27-2	.491	397.2	15/3	4	6.16	.291	215	208	1.03	4.87	4.71	46	0.84	32	22		.954 (1,672-80-22)
'84	24-24-0	.500	331.0	24/3	3	4.95	.276	167	174	0.96	4.54	4.73	31	0.65	35	10		.943 (1,535-87-32)
'83	19-28-0	.404	326.0	17/1	4	4.80	.293	228	181	1.26	6.29	5.00	30	0.64	25	9		.943 (1,482-85-29)
'82	28-15-0	.651	307.0	23/6	4	3.81	.255	190	162	1.17	5.57	4.75	13	0.30	20	7		.965 (1,353-48-21)
'81	23-16-1	.588	280.2	18/3	3	5.48	.286	188	140	1.34	6.03	4.49	36	0.90	19	13		— ( -51-21)
'80	29-8-0	.784	256.0	17/2	5	4.50	.259	167	136	1.23	5.87	4.78	25	0.68	18	7		— ( -61-25)
'79	14-19-0	.424	234.0	10/2	1	5.54	.299	146	122	1.20	5.62	4.70	21	0.64	15	4		— ( -76-16)
'78	12-25-1	.329	273.2	16/1	1	4.38	.271	147	157	0.94	4.83	5.16	15	0.39	19	8		— ( -93-19)
'77	17-26-0	.395	292.2	19/4		6.15	.286	204	194	1.05	6.27	5.97	16	0.37		13		— ( -91- )
'76	16-24-0	.400	278.0	/3		4.66	.286	193	147	1.31	6.25	4.76	11	0.28				— ( -92-15)
'75	17-14-0	.548	213.0	21/2		2.83	.227	151	113	1.34	6.38	4.77	5	0.16				— ( -45-21)
'74	18-21-0	.462	295.0	/1		4.52	.279	166	126	1.32	5.06	3.84	19	0.49				— ( -64-40)
'73	15-22-0	.405	261.0	24/5		4.14	.278	169	147	1.15	5.83	5.07	10	0.27		11		— ( -65-25)
'72	14-16-0	.467	211.0	11/5		5.46	.291	138	109	1.27	5.89	4.65	19	0.63				.942 (955-55-22)
'71	11-21-0	.344	249.1	12/2		4.26	.271	144	121	1.19	5.20	4.37	26	0.81				— ( -68-26)
'70	17-14-0	.548	255.0	18/3		3.28	.249	147	96	1.53	5.19	3.39	19	0.61				.951 (1,056-52-29)
'69	14-10-0	.583	213.2	10/5		2.95	.256	173	91	1.90	7.30	3.84	12	0.50				.951 (977-48-27)
'68	13-10-0	.565	202.0	/1		3.87	.275	186	83	2.24	8.29	3.70	9	0.39				— ( -54- )
'67	17-8-1	.673	218.0	/1		3.39	.216	189	96	1.97	7.80	3.96	11	0.42				
'66	12-14	.462	214.1	/2		3.99	.256	163	104	1.57	6.85	4.37	10	0.39				
'65	18-17	.514	303.0	/3		3.30	.214	256	148	1.73	7.60	4.40	16	0.46				
'64	16-12-1	.569	246.1	/1		4.24	.241	189	129	1.47	6.91	4.71	8	0.28				
'63	19-11	.633	254.0	/1		3.12	.214	245	102	2.40	8.68	3.61	7	0.23				
'62	11-6	.647	146.0	/1		3.51	.247	121	67	1.81	7.46	4.13	8	0.47				
'61	12-17	.414	260.0	/2		3.74		203	135	1.50	7.03	4.67						
'60	19-7	.731	221.1	/4		2.60	.204	183	106	1.73	7.44	4.31	7	0.27				
'59	17-6	.739	198.0	/2		2.91		154	79	1.95	7.00	3.59						
'58	17-8	.680	215.2	/4		3.42		237	129	1.84	9.89	5.38						
'57	16-10	.615	225.0	/3		2.60		193	117	1.65	7.72	4.68						
'56	10-9	.526	163.7	/1				125			6.87							
'55	7-10	.412	154.3	/2				146	94	1.55	8.51	5.48						
'54	12-13	.480	221.7	/0				107	118	0.91	4.34	4.79						
'53	16-7-1	.688	214.0	/1			.239	135	103	1.31	5.68	4.33						
'52	13-12	.520	223.0	/0				150	107	1.40	6.05	4.32						
'51	11-14	.440		/2														
'50	8-14	.364	192.0	/0				101	119	0.85	4.73	5.58						
'49	20-8	.714		/3														
'48	11-12	.478		/3														

## BATTING AVERAGE

1.	.334 (718/2147) .....	1989
2.	.334 (681/2037) .....	1997
3.	.334 (655/1960) .....	1993
4.	.332 (338/1018) .....	1980
5.	.323 (656/2034) .....	1994

## RUNS/GAME

1.	9.24 (231/25).....	1958
2.	8.87 (550/62).....	1993
3.	8.24 (511/62).....	1994
4.	7.79 (491/63).....	2004
5.	7.76 (528/68).....	1989

## HITS/GAME

1.	11.35 (681/60).....	1997
2.	10.92 (273/25).....	1958
3.	10.81 (681/63).....	2006
4.	10.79 (734/68).....	2002
5.	10.79 (680/63).....	2001

## DOUBLES

1.	141 .....	2001
2.	131 .....	2000
3.	127 .....	1997
4.	125 .....	1993, '98, '02

## TRIPLES

1.	41 .....	1994
2.	36 .....	1997
3.	34 .....	1995
4.	29 .....	1996
5.	26 .....	2003

## HOME RUNS

1.	73 .....	1998
2.	70 .....	1999
3.	69 .....	2004
4.	66 .....	1997
5.	64 .....	1993

## HOME RUNS/GAME

1.	1.26 (73/58).....	1998
2.	1.15 (70/61).....	1999
3.	1.10 (66/60).....	1997
4.	1.10 (69/63).....	2004

## AT BATS/HOME RUN

1.	26.64 (1945/73) .....	1998
2.	28.71 (2010/70) .....	1999
3.	30.53 (1893/62) .....	1991
4.	30.63 (1960/64) .....	1993

## SLUGGING PERCENTAGE

1.	.529 (1078/2037) .....	1997
2.	.519 (1018/1960) .....	1993
3.	.501 (974/1945) .....	1998
4.	.489 (996/2037) .....	1995
5.	.485 (977/2014) .....	1996

## BASES ON BALLS

(since 1969)

1.	391 .....	1989
2.	389 .....	1993
3.	342 .....	1992, '94
5.	338 .....	1990

## TIMES HIT BY PITCH

(since 1978)

1.	130 .....	2005
2.	126 .....	2004
3.	110 .....	2006
4.	75 .....	1993
5.	74 .....	2003

## BATTERS' BB-TO-SO RATIO

(since 1969)

1.	2.36 (196/83).....	1980
2.	1.69 (213/126).....	1982
3.	1.44 (391/272).....	1989
4.	1.28 (142/111).....	1979
5.	1.21 (178/147).....	1981

## AT BATS/STRIKEOUT

(since 1969)

1.	12.27 (1018/83) .....	1980
2.	9.09 (1145/126) .....	1982
3.	8.27 (918/111).....	1979
4.	7.89 (2147/272).....	1989
5.	7.86 (2114/269).....	2001

## ON-BASE PERCENTAGE

(since 1978)

1.	.457 (1119/2450) .....	1993
2.	.443 (1147/2590) .....	1989
3.	.440 (544/1236) .....	1980
4.	.428 (649/1517) .....	1984
5.	.422 (1034/2450) .....	1994

## SACRIFICE FLIES

(since 1975)

1.	41 .....	2002
2.	39 .....	2004
3.	38 .....	1994
4.	35 .....	2000
5.	33 .....	2001, '09, '13

## SACRIFICE BUNTS

(since 1975)

1.	72 .....	2011
2.	69 .....	2008
3.	66 .....	2002
4.	65 .....	2006
5.	63 .....	2013

## TOTAL SACRIFICES

(since 1975)

1.	107 .....	2002
2.	101 .....	2008
3.	96 .....	2013
4.	93 .....	2006
5.	84 .....	2011

## STOLEN BASES

1.	127 .....	1993
2.	124 .....	1994
3.	119 .....	1989, '92
5.	117 .....	1988, '90

## STOLEN BASE PERCENTAGE

(since 1975)

1.	.855 (47-55).....	1987
2.	.833 (15-18).....	1975
3.	.808 (21-26).....	1980
4.	.789 (71-90).....	1982
5.	.784 (58-74).....	1985

## INNINGS PITCHED

1.	584.1 .....	2002
2.	572.0 .....	2006
3.	557.1 .....	2005
4.	554.2 .....	2004
5.	554.0 .....	2003

## WINS

1.	51 .....	2004
2.	50 .....	2002
3.	49 .....	2001
4.	48 .....	1989, '92

## REGULAR-SEASON WINS

1.	46 .....	2004
2.	45 .....	2001
3.	44 .....	1990
4.	41 .....	1989, '91, '92, '99, '02, '06

## REGULAR-SEASON WIN PERCENTAGE

(min. 30 GP)

1.	.827 (45-9-1).....	2001
2.	.821 (46-10).....	2004
3.	.815 (44-10).....	1990
4.	.784 (29-8).....	1980
5.	.759 (41-13).....	1992

## COMPLETE GAMES

(since 1969)

1.	25 .....	1992
2.	24 .....	1984
	24 .....	1973
4.	23 .....	1982
5.	21 .....	1975, '93, '01

**SHUTOUTS**

1.	12	.....	1996, '89
3.	10	.....	1992
4.	9	.....	1991
5.	8	.....	2001

**SAVES**

(since 1976)

1.	18	.....	2006, '03, '02
4.	17	.....	2013
5.	15	.....	2004, '00, '99

**EARNED RUN AVERAGE**

(since 1957)

1.	2.60	(65/225.0)	.....	1957
2.	2.60	(64/221.1)	.....	1960
3.	2.83	(67/213.0)	.....	1975
4.	2.91	(64/198.0)	.....	1959
5.	2.95	(70/213.2)	.....	1969

**EARNED RUN AVERAGE**

(since 1971)

1.	2.83	(67/213.0)	.....	1975
2.	3.00	(158/474.1)	.....	1990
3.	3.06	(174/512.0)	.....	1992
4.	3.22	(196/547.2)	.....	2001
5.	3.25	(185/513.0)	.....	1994

**OPPOSING BATTING AVERAGE**

(since 1957)

1.	.204	(175/859)	.....	1960
2.	.214	(205/959)	.....	1963
3.	.214	(244/1139)	.....	1965
4.	.216	(178/824)	.....	1967
5.	.227	(178/783)	.....	1975

**OPPOSING BATTING AVERAGE**

(since 1971)

1.	.227	(178/783)	.....	1975
2.	.239	(466/1952)	.....	1992
3.	.246	(506/2061)	.....	2001
4.	.246	(437/1776)	.....	1990
5.	.248	(520/2101)	.....	2004

**STRIKEOUTS THROWN**

1.	504	.....	2006
2.	483	.....	2002
3.	479	.....	2003
4.	478	.....	1999
5.	456	.....	1998

**PITCHERS' SO-BB RATIO**

1.	2.95	(504/171)	.....	2006
2.	2.78	(420/151)	.....	2001
3.	2.69	(436/162)	.....	2004
4.	2.61	(417/160)	.....	2012
5.	2.57	(368/143)	.....	2011

**STRIKEOUTS/9 IP**

1.	9.89	(237/215.2)	.....	1958
2.	8.68	(245/254.0)	.....	1963
3.	8.51	(146/154.1)	.....	1955
4.	8.38	(478/513.2)	.....	1999
5.	8.29	(186/202.0)	.....	1968

**WALKS ALLOWED/9 IP**

1.	2.48	(151/547.2)	.....	2001
2.	2.59	(152/528.1)	.....	2013
3.	2.63	(162/554.2)	.....	2004
4.	2.67	(143/481.2)	.....	2011
5.	2.81	(160/511.2)	.....	2012

**FEWEST HR ALLOWED/GAME**

1.	0.16	(5/31)	.....	1975
2.	0.23	(7/30)	.....	1963
3.	0.26	(15/58)	.....	1990
4.	0.27	(7/26)	.....	1960
5.	0.27	(10/37)	.....	1973

**FEWEST WP ALLOWED/GAME**

(since 1969)

1.	0.38	(20/53)	.....	2011
2.	0.39	(24/62)	.....	1993
3.	0.45	(15/33)	.....	1979
4.	0.46	(29/63)	.....	2004
5.	0.47	(20/43)	.....	1982

**FEWEST HBP ALLOWED/GAME**

(since 1973)

1.	0.12	(4/33)	.....	1979
2.	0.14	(5/35)	.....	1974
3.	0.16	(7/43)	.....	1982
4.	0.19	(7/37)	.....	1980
5.	0.19	(9/47)	.....	1983

**FIELDING PERCENTAGE**

(since 1982)

1.	.973	(2057/2115)	.....	2008
2.	.9723	(2422/2491)	.....	2006
3.	.9716	(2016/2075)	.....	2011
4.	.970	(2356/2429)	.....	2003
5.	.9696	(2262/2333)	.....	2013

**DOUBLE PLAYS**

(since 1969)

1.	67	.....	2005
2.	66	.....	2002
3.	65	.....	2008
4.	60	.....	1998
5.	59	.....	2004
6.	58	.....	2012, 2014

**WINNING PERCENTAGE**

(min. 20 GP)

1.	.952	(20-1)	.....	1908
2.	.913	(21-2)	.....	1907
3.	.864	(19-3)	.....	1910
4.	.826	(19-4)	.....	1922
5.	.810	(51-12)	.....	2004

**SINGLE-SEASON WIN STREAKS**

23 games	.....	March 26-April 25, 2006
18 games	.....	April 7-28, 1991
17 games	.....	March 24 - April 14, 2003
17 games	.....	April 20 - May 21, 1907
16 games	.....	April 11 - May 4, 2002
16 games	.....	April 4-25, 2001
16 games	.....	April 24 - May 20, 1988

**MULTIPLE-SEASON WIN STREAK**

21 games	.....	May 31, 1906 - May 21, 1907
----------	-------	-----------------------------

**SCORING STREAKS**

231 games	.....	2/26/99 - 5/4/02
215 games	.....	5/11/02 - 5/3/06
133 games	.....	2/24/95 - 3/9/97
121 games	.....	4/23/30 - 5/26/37
103 games	.....	5/25/07 - 5/17/12

**BEST UNDEFEATED STARTS**

17-0	.....	1907
13-0	.....	1908
9-0	.....	1960
8-0	.....	1909, '13
7-0	.....	1901, '22, '36

**BEST 10-20-30-40 GAME STARTS**

10-0	.....	1907, '08
19-1	.....	1907, '08, '10
26-4	.....	2004
34-5-1	.....	2001

**QUICKEST TO 20-30-40 WINS**

20-1	.....	1908
30-5	.....	2004
30-5-1	.....	2001
40-6-1	.....	2001

**ONE-LOSS STREAKS**

25-1*	.....	March 25 - April 29, 2006
23-1	.....	March 26 - April 23, 1998

**GAMES OVER .500**

+40	(51-11)	.....	June 5, 2004
+36	(43-7-1)	.....	May 5, 2001
+35	(45-10)	.....	May 17, 1990
+34	(48-14)	.....	May 25, 1992
+33	(49-16)	.....	June 10, 2002

\*Streak was 27-1-1 from 3/25 to 5/5/06

## ALABAMA

Mobile  
Tuscaloosa

## ARIZONA

Mesa  
Phoenix  
Tempe  
Tucson

## ARKANSAS

Fayetteville  
Jonesboro  
State University

## CALIFORNIA

Anaheim  
Berkeley  
Fresno  
Fullerton  
Long Beach  
Los Angeles  
Riverside  
San Diego  
San Luis Obispo  
Stockton  
Santa Barbara  
Santa Clara

## CONNECTICUT

New Britain  
Norwich  
Storrs

## FLORIDA

Boca Raton  
Clearwater  
DeLand  
Dunedin  
Fort Myers  
Gainesville  
Homestead  
Jacksonville  
Miami  
Orlando  
Tallahassee  
Tampa  
Sarasota  
St. Petersburg  
West Palm Beach  
Winter Park

## GEORGIA

Athens  
**Atlanta**  
**Savannah**

## HAWAII

Honolulu

## ILLINOIS

Bloomington  
Carbondale  
Champaign  
**Chicago**  
DeKalb  
Evanston  
Joliet  
Lockport  
Normal  
Peoria  
Quincy  
Romeoville  
Sauget

## INDIANA

Angola  
Bloomington  
Crawfordsville  
Evansville  
Fort Wayne  
Gary  
Greencastle  
Huntington  
**Indianapolis**  
Muncie  
**Notre Dame**  
Rensselaer  
South Bend  
Terre Haute  
Valparaiso  
West Lafayette

## KANSAS

Wichita

## KENTUCKY

Lexington  
Louisville  
Murray

## LOUISIANA

Baton Rouge  
New Orleans

## MARYLAND

Bethesda  
College Park

## MASSACHUSETTS

Brockton  
**Chestnut Hill**

## MICHIGAN

Ann Arbor  
Big Rapids  
Comstock Park  
Detroit  
East Lansing  
Grand Rapids  
Hillsdale

## Kalamazoo

Mount Pleasant  
Ypsilanti

## MINNESOTA

Minneapolis

## MISSISSIPPI

Cleveland  
Itta Bena  
Oxford  
Starkville  
University  
Greenville

## MISSOURI

Joplin  
St. Louis  
Springfield

## NEBRASKA

Omaha

## NEVADA

Reno

## NEW JERSEY

Bridgewater  
Piscataway  
South Orange  
Trenton

## NEW YORK

Hamilton  
Jamaica  
Queens

## NORTH CAROLINA

**Cary**  
Durham  
Elon  
Raleigh  
**Winston-Salem**

## OHIO

Athens  
Bowling Green  
Cincinnati  
Cleveland  
Columbus  
Dayton  
Kent  
Toledo

## OKLAHOMA

**Norman**  
Oklahoma City  
Tulsa

## PENNSYLVANIA

Easton  
**Pittsburgh**  
Philadelphia  
Plymouth Meeting

## RHODE ISLAND

Providence

## SOUTH CAROLINA

**Clemson**  
Conway  
Myrtle Beach  
Rock Hill

## TENNESSEE

Clarksville  
Knoxville  
Memphis  
Millington  
Nashville

## TEXAS

Austin  
College Station  
Corpus Christi  
Dallas-Fort Worth  
Edinburg  
Houston  
Round Rock  
**San Antonio**  
San Marcos  
Seguin

## VIRGINIA

Blacksburg  
Charlottesville

## WASHINGTON

Seattle

## WASHINGTON D.C.

Georgetown University

## WEST VIRGINIA

Morgantown

## WISCONSIN

Madison

Listings for games from 1958-2014

**Bold** – scheduled 2015 Notre Dame trip