



# 2015-16 NOTRE DAME HOCKEY GAME NOTES

Fighting Irish Media ► Dan Colleran ► [dcollera@nd.edu](mailto:dcollera@nd.edu) ► 574-339-9810 (c) ► [UND.com/NDHockey](http://UND.com/NDHockey)

## 2015-16 Schedule

### OCTOBER (2-1-2/1-0-0 HEA)

9	Guelph (Exhibition) ~	W, 7-5
11	at USNTDP (Exhibition)	T, 2-2 (ot)
16	at Penn State	W, 7-4
17	at Penn State	L, 5-3
23	#5/5 Minnesota Duluth [ASN]	T, 3-3 (ot)
24	#5/5 Minnesota Duluth [NBCSN] ~	T, 3-3 (ot)
31	at Connecticut *	W, 2-1

### NOVEMBER (4-3-2/2-1-2 HEA)

1	vs. Connecticut *^	W, 8-2
6	Minnesota [ASN]	W, 4-3
7	Minnesota [NBCSN] ~	L, 4-1
12	Northeastern * [ASN] ~	W, 3-2
13	Northeastern * ~	T, 2-2 (ot)
20	at #5/5 UMass Lowell *	T, 2-2 (ot)
21	at #5/5 UMass Lowell *	L, 3-1
27	#8/8 Harvard \$ ~	L, 4-1
28	Western Michigan \$ ~	W, 3-1

### DECEMBER (3-0-0/3-0-0 HEA)

4	Massachusetts * ~	W, 3-1
5	Massachusetts * [NBCSN] ~	W, 5-1
10	at #3/3 Boston College *	W, 4-3

### JANUARY (5-1-3/4-1-0 HEA)

1	at RV/#17 Denver [CBSSN]	T, 1-1 (ot)
2	at RV/#17 Denver [ROOT Sports]	T, 2-2 (ot)
8	Western Michigan [NBCSN] ~	W, 7-1
9	at Western Michigan [CBSSN]	T, 3-3 (ot)
15	Merrimack * [NBCSN] ~	W, 7-2
16	Merrimack * [NBCSN] ~	W, 5-1
22	at New Hampshire *	W, 5-1
23	at New Hampshire *	W, 3-2
29	#5/5 Boston College * [CSNC] ~	L, 4-0

### FEBRUARY (5-3-0/5-3-0 HEA)

5	at Vermont *	W, 2-1
6	at Vermont *	W, 3-1
12	Maine * [NBCSN] ~	W, 4-1
13	Maine * [NBCSN] ~	W, 5-1
19	at #5/5 Providence * [OSN]	L, 3-2 (ot)
20	at #5/5 Providence * [OSN]	L, 3-1
26	#9/9 Boston University * [NBCSN] ~	L, 3-2
27	#9/9 Boston University * [NBCSN] ~	W, 1-0

### MARCH (0-2-0/0-0-0 HEA)

11	Northeastern &	L, 3-1
12	Northeastern &	L, 6-4
25	#5/6 Michigan @ [ESPN2]	5:30 p.m.
26	TBD @ [ESPN2]	6:00 p.m.

### APRIL (0-0-0/0-0-0 HEA)

7	NCAA Frozen Four #	5:00/8:30 p.m.
9	NCAA Frozen Four #	8:00 p.m.

#### Home Games in bold

All times are subject to change and listed in EST

[denotes television network]

Rankings #: USCHO.com/ USA Today/USA HM

~ - Online streaming via NBCSports.com/LiveExtra

\* - denotes a Hockey East game

^ - Barclays Center (at Brooklyn, N.Y.)

\$ - Shillelagh Tournament (at Notre Dame, Ind.)

& - Hockey East Quarterfinals (best-of-three)

% - TD Garden (Boston, Mass.)

@ - 2016 NCAA Midwest Regional

[U.S. Bank Arena | Cincinnati, Ohio]

# - 2016 NCAA Frozen Four

[Amalie Arena | Tampa, Fla.]

## 2016 NCAA MIDWEST REGIONAL

### #13/13 Notre Dame vs. #5/6 Michigan



University of  
Michigan  
Wolverines  
(24-7-5, 12-5-3 B1G)



University of  
Notre Dame  
Fighting Irish  
(19-10-7, 15-5-2 HEA)

#### DETAILS -- GAME 37

Match-up: No. 2 Michigan vs. No. 3 Notre Dame

Date: Friday, March 25, 2016

Time: 5:30 p.m. (ET)

Site: Cincinnati, Ohio

Arena: U.S. Bank Arena (7,221)

Television: ESPN2

Play-by-Play: Allen Bestwick

Analyst: Colby Cohen

Live Streaming: WatchESPN App

Live Radio: New Country 99.9 FM

Play-by-Play: Darin Pritchett

Live Audio: WatchND App ([www.watchND.tv](http://www.watchND.tv))

Play-by-Play: Darin Pritchett

Live Stats: [und.com](http://und.com)

Live Updates: @NDHockey

Series History: UM leads, 73-56-5 (134 games)

#### OVERVIEW

► After missing out last season, Notre Dame returns to the NCAA Tournament for the third time in the last four seasons and for the eighth time in program history.

► The Irish are 6-7-0 all-time in NCAA play (6-6-0 under Jeff Jackson).

► Notre Dame and Michigan resume their rivalry for the 135th all-time meeting and for the first time since the 2012-13 season, when Notre Dame went 5-0-0 against the Wolverines.

► Notre Dame and Michigan have met once previously in NCAA play: a 5-4 overtime win by the Irish in the 2008 national semifinal.

U.S. Bank Arena | Cincinnati, Ohio

North Dakota (1)

[2:00 p.m.]

Northeastern (4)

Notre Dame (3)

[5:30 p.m.]

Michigan (2)

[6:00 p.m.]



March 25 [ESPN2]

| March 26 [ESPN2]

## What's Inside

University Information & Quick Facts	2
Series History	2
Notes	2-7
National Polls & Notre Dame in the Polls	4
2015-16 Honors & Awards	5
Irish in the NHL & Notes	6
Hockey East Standings & Notes	7
Notre Dame Roster & Coaching Staff	8
Geographic Breakdown	8
Head Coach Jeff Jackson	9
The Last Time ...	10
Notre Dame's Record When ...	10
2015-16 Combined Stats	11
2015-16 Individual Stats	12
2015-16 Leaders	13
2015-16 Results	14
2015-16 Combined Stats (Hockey East Games)	15
2015-16 G-A-P	16
Goaltending Game-by-Game	17
2015-16 Box Scores	18-26
Player Notes/Career Highs/Career Stats	27-40
Notre Dame in the NCAA Tournament	41-43
Series History vs. Midwest Regional Teams	44-45
2016 NCAA Championship Bracket	45

# 27

Notre Dame has taken a 1-0 lead in 27 of 36 games this season, which is tied for the fifth-most first goals in the country. The Irish are 18-4-5 when scoring first this season.

# 8

Notre Dame is making its eighth appearance in the NCAA Tournament and its third in the last four seasons.

# 2

Notre Dame has advanced to the Frozen Four twice, including 2008 (Denver, Colorado) and 2011 (St. Paul, Minnesota).



NDHockey



ND\_Hockey



NotreDameHockey



NotreDameHockey

## UNIVERSITY INFORMATION

School: ..... University of Notre Dame  
 Location: ..... Notre Dame, IN 46556  
 Founded: ..... 1842  
 Enrollment: ..... 8,448 (undergraduate), 12,179 (total)  
 Nickname: ..... Fighting Irish  
 Colors: ..... Gold and Blue  
 Affiliation: ..... NCAA Division I  
 Conference: ..... Hockey East Association (HEA)  
 President: ..... Rev. John I. Jenkins, C.S.C. (Notre Dame '76)  
 Provost: ..... Thomas Burish  
 NCAA Faculty Representative: ..... Patricia Bellia (Harvard '91)  
 Athletics Director: ..... Jack Swarbrick (Notre Dame '76)  
 Sr. Assoc. Athletic Director/Sport Administrator: ..... Tom Nevala (Notre Dame '90)  
 Ticket Office Phone: ..... (574) 631-7356  
 Home Ice (capacity): ..... Compton Family Ice Arena (5,022)  
 ..... Charles "Lefty" Smith Rink  
 Ice Surface: ..... 200 x 90

## HOCKEY STAFF INFORMATION

Head Coach: ..... Jeff Jackson (Michigan State '78)  
 Record at Notre Dame: ..... 245-154-47 (11 seasons)  
 Record Overall ..... 427-206-72 (16 seasons)  
 Hockey East Record/Years: ..... 34-21-8 (three seasons)  
 Associate Head Coach: ..... Paul Pooley (Ohio State '84)  
 Associate Coach: ..... Andy Slaggert (Notre Dame '89)  
 Volunteer Assistant Coach: ..... Brian Mahoney-Wilson (Lake Superior State '11)  
 Coordinator of Hockey Operations: ..... Nick Siergiej (Wisconsin-River Falls '06)  
 Administrative Assistant: ..... Sue Halasz  
 Athletic Trainer: ..... Kevin Ricks  
 Equipment Specialist: ..... Dave Gilbert  
 Strength and Conditioning: ..... Tony Rolinski  
 Senior Managers: ..... Ryan Barry '16, Cara Lucas '16, Madden Zappa '16  
 Hockey Office Phone: ..... (574) 631-3630  
 Hockey Office Fax: ..... (574) 631-4897

## MEDIA RELATIONS INFORMATION

Associate Director, Athletics Communications (Hockey SID): ..... Dan Collieran  
 Office Phone: ..... (574) 631-7519  
 Cell Phone: ..... (574) 339-9810  
 Hockey Media Relations E-Mail: ..... dcollera@nd.edu  
 Compton Family Ice Arena Press Box Phone: ..... (574) 631-4899  
 Mailing Address: ..... University of Notre Dame  
 100 Compton Family Ice Arena  
 Notre Dame, IN 46629  
 Web Site: ..... www.und.com/NDHockey  
 Twitter: ..... @NDHockey  
 Instagram: ..... ND\_Hockey  
 Facebook: ..... facebook.com/NotreDameHockey  
 Snapchat: ..... NotreDameHockey

## TEAM INFORMATION

2014-15 Overall Record: ..... 18-19-5  
 2014-15 Hockey East Record/Finish ..... 10-7-5 (5th)  
 2014-15 Postseason: ..... Hockey East Quarterfinals  
 Letter Winners Returning: ..... 18 (10 forwards, 5 defensemen, 3 goaltenders)  
 Letter Winners Lost: ..... 6 (4 forwards, 2 defensemen, 0 goaltenders)  
 Newcomers: ..... 6 (4 forwards, 2 defensemen)  
 2015-16 Captain: ..... Steven Fogarty (C)  
 2015-16 Alternate Captains: ..... Sam Herr (A), Thomas DiPauli (A)  
 ..... Mario Lucia (A), Andy Ryan (A)  
 NCAA Appearances ..... Eight (Last: 2016)  
 NCAA Frozen Four Appearances ..... Two (2008 & 2011)  
 All-Americans ..... 12 players/13 times (Last: Robbie Russo in 2015)  
 Academic All-Americans ..... Nine (Last: Peter Schneider in 2015)

## THE SERIES VS. MICHIGAN

► Former CCHA rivals, Michigan and Notre Dame have played 134 times with Michigan leading the all-time series 73-56-5.

► Notre Dame recognizes the first official meeting as a 3-2 overtime win by the Fighting Irish on Jan. 17, 1922 at the Weinberg Coliseum in Ann Arbor, Michigan.

► The teams' most recent meetings came during the 2012-13 season when Notre Dame went 5-0-0 against the Wolverines, including a 3-1 victory in the championship game of the CCHA tournament.

► The CCHA championship game victory by the Irish ended the Wolverines' season (current senior goaltender Steve Racine was the starter in that game for Michigan).

► Notre Dame and Michigan's only other meeting in the NCAA Tournament came at the 2008 Frozen Four (Denver, Colorado) when the Irish posted a 5-4 overtime win to advance to the NCAA championship game for the first time in program history.

► Calle Ridderwall scored the game-winning goal in that contest at the 5:44 mark of overtime.

► Ben Ryan, the older brother of current Fighting Irish defenseman Andy Ryan, played in that national semifinal win over the Wolverines.

► The Irish and Wolverines met each season from 1991-92 to 2012-13.

► Head Coach Jeff Jackson is 27-25-1 all-time against Michigan (including his time at Lake Superior State), while he is 9-5-0 all-time against the Wolverines in the playoffs

## BY THE NUMBERS (national rank/60)

Category	UM	ND
Goals/game	4.82 (1)	3.09 (15)
GAA/game	2.96 (38)	2.27 (14)
Power Play %	31.76 (1)	21.26 (10)
PK %	79.84 (45)	83.69 (20)
Penalties/game	4.71 (40)	4.48 (30)
PIM/game	11.22 (40)	10.76 (37)

## MICHIGAN CONNECTIONS

► Two current members of the Irish are Michigan natives, including senior Andy Ryan (Brighton, Michigan) and sophomore Dawson Cook (Cadillac, Michigan).

► Head Coach Jeff Jackson began his collegiate coaching career at Lake Superior State in Sault Ste. Marie, Michigan.  
 ► Jackson won NCAA titles with Lake Superior in 1992 and 1994.

► En route to the 1994 national championship, Jackson lead Lake Superior State to a 5-4 overtime win against Michigan in the second round of the West Regional (East Lansing, Michigan), securing a place in the Frozen Four.

► Former Notre Dame All-American Kirt Bjork

## Series History

## CAREER STATS vs. MICHIGAN

Thomas DiPauli	5 GP, 0-4-4
Mario Lucia	5 GP, 1-2-3
Steven Fogarty	5 GP, 0-1-1
Sam Herr	1 GP, 0-0-0

## THE SERIES

**Series:** Michigan leads, 73-56-5 (134 games)

**At Notre Dame:** Notre Dame leads, 26-23-2

**At Michigan:** Michigan leads, 41-25-3

**At Neutral Sites:** Michigan leads, 9-5-0

**Overtime Wins:** Michigan 6, ND 5

**One-Goal Wins:** Michigan 20, ND 17

**Last-Minute Wins:** Michigan 3, ND 1

**Current Streak:** ND 5-0-0 in last five games

## MEETINGS UNDER HEAD COACH JEFF JACKSON\*

YEAR	SITE	W	L	T	SCORE
2005-06	Notre Dame		L		5-8
	Michigan		L		2-4
2006-07	Michigan	W			7-3
	Notre Dame	W			4-3
	Detroit, Mich. (N)	W			2-1
2007-08	Michigan		L		2-3
	Aub. Hills, Mich. (N)	L			1-5
	Denver, Colo. (N) (OT)	W			5-4
2008-09	Notre Dame		L		1-2
	Michigan	W			3-2
	Detroit, Mich. (N)	W			5-2
2009-10	Michigan		L		1-4
	Notre Dame	W			2-0
	Michigan		L		0-4
	Notre Dame	W			5-3
2010-11	Michigan	W			3-1
	Michigan		L		3-5
	Detroit, Mich. (N)	L			2-4
2011-12	Notre Dame	W			3-1
	Notre Dame		L		1-2
	Michigan (2OT)	L			1-2
	Michigan		L		1-3
2012-13	Michigan	W			3-1
	Michigan	W			4-1
	Notre Dame	W			7-4
	Notre Dame	W			6-4
	Detroit, Mich. (N)	W			3-1

\* - Complete series history listed on page 44.

## SERIES RECORDS

**ND Most Goals (Game):** 11, in 1979-80 (11-9)

**ND Widest Margin:** 5, 5 times

**UM Most Goals (Game):** 13, twice

**UM Widest Margin:** 11, twice

**High-Scoring Game:** 20, in '79-'80 (ND 11-9)

**Low-Scoring Game:** 1, in '97-'98, '98-'99, '04-'05 (UM 1-0)

**Longest ND Win Streak:** 6 games ('71-'73)

**Longest UM Win Streak:** 18 games ('82-'95)

**Shutouts By:** ND 2 ('73-'74, '09-'10), UM 6 ('97-'98, '98-'99, '00-'01, '04-'05 - 2, '09-'10)

'83, who is the father of current sophomore forward Anders Bjork, is from Trenton, Michigan.

► Additional former Notre Dame All-Americans from Michigan include current Tampa Bay forward Erik Condra (Livonia, Michigan) and current Pittsburgh defenseman Ian Cole (Ann Arbor, Michigan).

### CROSS-SPORT RIVALS

► Last week, the Irish men's basketball team defeated the Wolverines, 68-63, in the first round of the NCAA Tournament at the Barclays Center in Brooklyn, N.Y. (March 18).

► On the football field, Notre Dame and Michigan have played 42 times in a series that dates back to 1887.

► The teams last met on the football field on Sept. 6, 2014 when the Irish posted a 31-0 win at Notre Dame Stadium.

### NOTRE DAME IN THE NCAA TOURNAMENT

► The Fighting Irish are making their eighth all-time appearance in the NCAA Championship field, including their sixth since 2008.

► Notre Dame is 6-7-0 all-time in NCAA Tournament games (6-6-0 mark under Head Coach Jeff Jackson):

**2004 - Midwest Regional (at Grand Rapids, Mich.)**

L - Minnesota 5, Notre Dame 2

**2006 - Midwest Regional (at Grand Rapids, Mich.)**

W - Notre Dame 3, Alabama-Huntsville 2 (2 OT)

L - Michigan State, 2 Notre Dame 1

**2008 - West Regional (at Colorado Springs, Colo.)**

W - Notre Dame 7, New Hampshire 3

W - Notre Dame 3, Michigan State 1

**2008 - NCAA Frozen Four (at Denver, Colo.)**

W - Notre Dame 5, Michigan 4 (OT)

L - Boston College 4, Notre Dame 1

**2009 - Midwest Regional (at Grand Rapids, Mich.)**

L - Bemidji State 5, Notre Dame 1

**2011 - Northeast Regional (at Manchester, N.H.)**

W - Notre Dame 4, Merrimack 3 (OT)

W - Notre Dame 2, New Hampshire 1

**2011 - NCAA Frozen Four (at St. Paul, Minn.)**

L - Minnesota Duluth 4, Notre Dame 3

**2013 - Midwest Regional (at Toledo, Ohio)**

L - St. Cloud State 4, Notre Dame 1

**2014 - West Regional (at St. Paul, Minn.)**

L - St. Cloud State 4, Notre Dame 3 (OT)

### CURRENT IRISH IN THE NCAA TOURNAMENT

► Notre Dame played in the opening round of the 2013 and 2014 NCAA Tournaments, losing to St. Cloud State by scores of 4-1 in 2013 and 4-3 in 2014 (ot):

Thomas DiPauli 2 GP, 1-0-1

Mario Lucia 2 GP, 0-1-1

Andy Ryan 1 GP, 0-1-1

Steven Fogarty 2 GP, 0-0-0

Sam Herr 1 GP, 0-0-0

### ND IN THE PLAYOFFS UNDER JACKSON

► Notre Dame is 30-25-0 in playoff games under 11th-year head coach Jeff Jackson, including trips to the 2008 and 2011 Frozen Fours:

Hockey East: 6-7-0

CCHA: 18-12-0

NCAA Tournament: 6-6-0

**Total: 30-25-0**

### AGAINST THE TOURNAMENT FIELD

► The Irish have played 17 games this season against teams in the 2016 NCAA Tournament.

► Notre Dames is 3-8-6 on the season in those 17 games, including wins over Northeastern (Nov. 12), Boston College (Dec. 10) and Boston University (Feb. 27).

### FAST STARTS

► Notre Dame has taken a 1-0 lead in 27 of its 36 games this season.

► The Irish are 18-4-5 when scoring first.

► Notre Dame is out-scoring opponents 36-17 in the first period (+19).

► The 27 first goals are tied for the fifth-most in the country.

## Current Irish in the National Hockey League Draft



### Steven Fogarty

2011 | Third Round | 72nd Overall  
New York Rangers



### Mario Lucia

2011 | Second Round | 60th Overall  
Minnesota Wild



### Thomas DiPauli

2012 | Fourth Round | 100th Overall  
Washington Capitals



### Connor Hurley

2013 | Second Round | 38th Overall  
Buffalo Sabres



### Cal Petersen

2013 | Fifth Round | 129th Overall  
Buffalo Sabres



### Anders Bjork

2014 | Fifth Round | 146th Overall  
Boston Bruins




### Jake Evans

2014 | Seventh Round | 207th Overall  
Montreal Canadiens



### Joe Wegwerth

2014 | Fourth Round | 92nd Overall  
Florida Panthers



### Dennis Gilbert

2015 | Third Round | 91st Overall  
Chicago Blackhawks





### USCHO.com Division I Men's Poll (March 21, 2016)

Rk. Team (1st-place votes)	Record	Points	Last Wk.
1. Quinnipiac (48)	29- 3-7	998	2
2. St. Cloud State (2)	31- 8-1	935	4
3. North Dakota	30- 6-4	897	1
4. Providence	27- 6-4	847	3
5. Michigan	24- 7-5	768	7
6. Boston College	26- 7-5	751	5
7. Denver	23- 9-6	703	6
8. UMass Lowell	24- 9-5	664	8
9. Northeastern	22-13-5	554	14
10. Harvard	19-10-4	547	9
11. Yale	19- 8-4	500	10
12. Boston University	21-12-5	488	11
<b>13. Notre Dame</b>	<b>19-10-7</b>	<b>390</b>	<b>13</b>
14. Minnesota Duluth	18-15-5	354	16
15. Michigan Tech	23- 9-5	279	12
16. Minnesota State	21-13-7	176	15
17. St. Lawrence	19-14-4	142	17
18. Ferris State	19-14-6	121	NR
19. Cornell	16-11-7	115	18
20. Minnesota	20-17-0	94	20

**Others receiving votes:** Rochester Institute of Technology 62, Penn State 58, Nebraska-Omaha 24, Robert Morris 19, Dartmouth 7, Bowling Green 6, Clarkson 1.

### USA Today/USA Hockey Magazine College Hockey Poll (March 21, 2016)

Rk. Team	Points (1st-place votes)	Last Week
1. Quinnipiac	510 (34)	2
2. St. Cloud State	458	5
3. North Dakota	446	1
4. Providence College	404	3
5. Boston College	355	4
6. University of Michigan	354	7
7. University of Denver	282	6
8. UMass Lowell	278	8
9. Harvard University	212	9
10. Northeastern	209	14
11. Boston University	171	10
12. Yale University	169	11
<b>13. Notre Dame</b>	<b>112</b>	<b>12</b>
14. Minnesota Duluth	68	15
15. Michigan Tech	30	13

**Others Receiving Votes:** Minnesota State University, 7; Ferris State University, 6; St. Lawrence University, 6; Cornell University, 3.

### Notre Dame in the Polls

Date	USCHO.com	USAToday
Preseason	RV	RV
Oct. 12	RV	RV
Oct. 19	RV	RV
Oct. 26	RV	RV
Nov. 2	18	RV
Nov. 9	18	RV
Nov. 16	16	15
Nov. 23	18	RV
Nov. 30	20	RV
Dec. 7	18	RV
Dec. 14	16	RV
Jan. 4	15	14
Jan. 11	13	13
Jan. 18	13	13
Jan. 25	10	9
Feb. 1	10	10
Feb. 8	8	8
Feb. 15	7	7
Feb. 22	10	10
Feb. 29	10	10
March 7	10	10
March 14	13	12
March 21	13	13

### PETERSEN MAKING ALL THE STOPS

► Sophomore goaltender Cal Petersen has started each of Notre Dame's 36 games this season, which is tied for the sixth-most starts in the country.

► Though the Irish have only played two playoff games, Petersen ranks eighth in the nation in minutes played (2,163:33) and that total ranks sixth in Notre Dame's single-season records book (see page 40 of these notes).

► Petersen leads the nation in percent of team minutes (98.5%).

► Dating back to last season, Petersen has started each of Notre Dame's last 49 games.

► Petersen ranks sixth in the country in total saves with 1,017.

► In Hockey East play this season, Petersen posted a 15-5-2 record to go along with a 1.77 goals-against average and a .937 save percentage.

► Petersen recorded a 39-save shutout against Boston University to close out the regular season (W, 1-0 on Feb. 27).

► It was his first shutout of the season and the fifth of his career, while the 39 saves marked his highest save total in a shutouts.

### IRISH POINT STREAKS & TRENDS

► Mario Lucia has a two-game point streak (2-1-3).

► Jordan Gross has four points over the last four games (1-3-4).

► Notre Dame is 12-0-3 this season in games in which Sam Herr has registered at least one point.

### HOCKEY EAST HONORS

► High-scoring sophomores Anders Bjork and Jordan Gross were named Second Team Hockey East All-Stars (March 17), becoming the fourth and fifth Notre Dame players to be named a first or second team Hockey East All-Star (Vince Hinostroza - First Team, 2015; Robbie Russo - First Team, 2015; and Stephen Johns - Second Team, 2014).

► Senior forward Sam Herr was named the league's Best Defensive Forward (March 16), becoming the first Notre Dame player to earn that honor.

► Freshman defenseman Bobby Nardella was named to the All-Rookie team (March 16), becoming the third Notre Dame player to earn Hockey East All-Rookie Team honors, joining Cal Petersen (2015) and Vince Hinostroza (2014).

► Senior Thomas DiPauli and sophomore Cal Petersen were named Honorable Mention Hockey East All-Stars.

### GROSS OFFENSE

► Sophomore defenseman Jordan Gross is providing an offensive spark and ranks tied for third on the team with 31 points (9-22-31).

► Gross' nine goals, 22 assists and 31 points

are all career-high totals (freshman season: 42 GP, 7-21-28).

► Gross' 31 points are the third-most in the country by a defenseman, trailing Ethan Prow of St. Cloud State (8-29-37) and Zach Werenski of Michigan (10-24-34).

► Gross' nine goals rank tied for eighth nationally among defensemen, while his 22 assists are tied for sixth.

► Gross finished the regular season as Hockey East's leading scorer among defensemen in all games (34 GP, 8-22-30) and in Hockey East games (22 GP, 6-16-22).

► Gross' 22 points in Hockey East play were the most by defenseman since 2012-13, when current Chicago Blackhawks defenseman Trevor van Riemsdyk (UNH) also had 22 points.

### NARDELLA JOINING IN

► Freshman defenseman Bobby Nardella is also accounting for offensive production from the blue line.

► Nardella's 24 points (4-20-24) rank tied for 16th nationally among defensemen (fourth among freshmen defensemen).

► Nardella and Gross have combined for 55 points, the second-most among two defenseman teammates in the country (players not necessarily paired together):

60 -- Prow & Nevalainen (St. Cloud State)

**55 -- Gross & Nardella (Notre Dame)**

53 -- Werenski & Downing (Michigan)

53 -- Toews & Priskie/Clifton (Quinnipiac)

51 -- Walman & Gilmour (Providence)

51 -- Wilson & Golightly (Robert Morris)

### JACKSON RANKS

► Heading into NCAA play, Notre Dame Head Coach Jeff Jackson ranks second in active career winning percentage (min. five Div. I seasons):

.661 -- Red Berenson, Michigan (834-406-89)

**.657 -- Jeff Jackson, Notre Dame (427-206-72)**

.637 -- Don Lucia, Minnesota (694-374-97)

.618 -- Dean Blais, Omaha (390-230-58)

.620 -- Jerry York, Boston College (1010-598-110)

.618 -- Dick Umilie, New Hampshire (571-333-103)

### IN THE POLLS

► In the rankings for the 19th consecutive week, the Irish stayed at No. 13 in the USCHO.com poll and dropped one place to No. 13 in the USA Today/USA Hockey Magazine polls (March 21).

► Notre Dame's No. 7 ranking reached on Feb. 15 was its highest since being ranked No. 6 in the Nov. 18, 2013 releases of both the USCHO.com and USA Today/USA Hockey Magazine polls.

### BALANCED ATTACK

► The balanced Irish attack features seven players with at least 20 points this season and four players with at least 30 points on the season.

► Twenty players have scored at least one goal this season, while six players have notched at least 10 goals.

► In the 7-1 win over Western Michigan (Jan. 8), seven players scored and all 12 Notre Dame forwards finished with at least one point.

#### HERR COMING THROUGH IN THE CLUTCH

► Five of Sam Herr's 10 goals this season have proved to be important third-period tallies.

► He scored the game winner against Western Michigan (Nov. 28) with just under five minutes to play in the third period in Notre Dame's 3-1 victory.

► Herr also scored a game winner at 12:36 of the third period in Notre Dame's 2-1 win at UConn (Oct. 31).

► Two of Herr's other goals this season were third period, game-tying tallies: he scored at 7:32 of the third in a 3-3 tie with Minnesota Duluth (Oct. 23) and then netted the game-tying, power-play goal with 30 seconds remaining in the third period in a 2-2 tie at Denver (Jan. 2).

► Additionally, Herr scored an empty net goal at 18:12 of the third period to ice Notre Dame's 3-1 win at Vermont (Feb. 6).

► The Irish are 12-0-3 this season when Herr registers at least one point.

#### LUCIA HITS 100 POINTS

► With a goal and an assist in Notre Dame's 7-2 win over Merrimack (Jan. 15), senior forward Mario Lucia hit the 100-career points milestone 54-46-100 (now 61-49-110).

► Lucia became the 49th Notre Dame player to reach 100 points and the first since the 2012-13 season when both Anders Lee (61-55-116) and T.J. Tynan (54-107-161) hit the 100-point mark.

► With one more assist, Lucia would become the 33rd member of Notre Dame's 50 goals - 50 assists club.

#### UNBEATEN STREAK SNAPPED AT 12

► With a 4-0 win on Jan. 29, fifth-ranked Boston College snapped Notre Dame's 12-game unbeaten streak (9-0-3) that had dated back to Nov. 28.

#### Longest Notre Dame Unbeaten Streaks

1. 20 (17-0-3)	10/31/08 - 1/17/09
2. 15 (15-0-0)	11/4/83 - 1/21/84
3. 14 (14-0-0)	12/11/87 - 2/13/88
4. 13 (10-0-3)	12/11/68 - 1/20/69
5. <b>12 (9-0-3)</b>	<b>11/28/15 - 1/29/16</b>
6. 11 (8-0-3)	10/21/12 - 11/25/12
7. 10 (10-0-0)	12/5/08 - 1/17/09
10 (8-0-2)	11/6/87 - 12/4/87

► The 12-game unbeaten streak was the fifth-longest in program history and the longest unbeaten stretch since Notre Dame went 17-0-3 from Oct. 31 2008 - Jan. 17, 2009.

#### PETERSEN A 2016 RICHTER NOMINEE

► Cal Petersen was named one of 26 nominees for the 2016 Mike Richter Award, which honors the most outstanding goaltender in NCAA men's hockey.

► Let's Play Hockey and the Herb Brooks Foundation announced the 26 nominees on Feb. 26.

► The winner will be announced by Mike Richter at the 2016 NCAA Men's Frozen Four in Tampa, Fla.

► Petersen, who was also nominated for the award during his freshman season, was one of 12 underclassmen nominated for the award this season.

#### BJORK & SUPPORT STAFF WIN BRONZE

► Sophomore forward Anders Bjork scored a pair of goals to help lead Team USA to an 8-3 win over Sweden in the bronze medal game at the 2016 International Ice Hockey Federation World Junior Championship in Helsinki, Finland on Tuesday (Jan. 5).

► Bjork scored his second and third goals of the tournament in the win, including the game's first goal at 11:59 of the first period as well as a highlight reel tally to put Team USA up 5-2 late in the second period.

► Bjork went on to be named Team USA's Player of the Game.

► Bjork played all seven games in the tournament for Team USA, finishing with three points on three goals.

► It marked team USA's first medal at the annual event since 2013, when current Notre Dame senior forward Mario Lucia and Team USA won gold.

► In addition to Bjork, Notre Dame coordinator of hockey operations, Nick Siergie, and Irish equipment specialist, Dave Gilbert, also won bronze medals serving in the same capacities with Team USA.

► Dating back to 1997, Bjork was the 19th Notre Dame player to take part in the IIHF World Junior Championships. Most recently, Thomas DiPauli and Vince Hinostroza were members of the 2014 U.S. Junior National Team that finished fifth in Malmo, Sweden.

► Bjork also became the fifth Notre Dame player to win a medal at the World Junior Championship, joining Lucia (gold in 2013), Kyle Palmieri (gold in 2010 and bronze in 2011), Kyle Lawson (bronze in 2007) and Ben Simon (silver in 1997).

#### FOGARTY A SENIOR WITH CLASS

► Senior captain Steven Fogarty was selected as one of the 20 candidates for the 2016 Senior CLASS Award, as announced by the organization on Jan. 29.

► To be eligible for the award, a student-athlete must be classified as an NCAA Division I senior and have notable achievements in four areas

## 2015-16 Honors

#### Notre Dame

► College Hockey News Team of the Week (Jan. 26)

#### Coach Jackson

► Runner-Up Hockey East Coach of the Year

#### Anders Bjork

► Hockey East Second Team All-Star (March 17)  
► Bronze Medal Winner (Team USA/World Junior Championship - Helsinki, Finland/Jan. 5)  
► Team USA Player of the Game (Jan. 5)  
► Hockey East Honor Roll (Nov. 9, Jan. 11, Jan. 18)

#### Thomas DiPauli

► Hockey East HM All-Star (March 17)  
► Hockey East Honor Roll (Nov. 2, Feb. 15)

#### Steven Fogarty

► Senior Class Award nominee (Jan. 29)  
► Hockey East Honor Roll (Oct. 19)

#### Dennis Gilbert

► Hockey East Player of the Week (Dec. 14)  
► Hockey East Honor Roll (Nov. 2, Nov. 23)

#### Jordan Gross

► Hockey East Second Team All-Star (March 17)  
► Hockey East Def. Player of the Week (Feb. 8)  
► Hockey East Honor Roll (Nov. 9, Nov. 16, Dec. 14, Feb. 29)

#### Sam Herr

► Hockey East Def. Forward of the Year (March 16)  
► Hockey East Honor Roll (Nov. 30)

#### Jack Jenkins

► Hockey East Honor Roll (Feb. 15)

#### Mario Lucia

► Hockey East Honor Roll (Jan. 25)

#### Dylan Malmquist

► Hockey East Honor Roll (Oct. 26, Jan. 11, Feb. 29)

#### Bobby Nardella

► Hockey East All-Rookie Team (March 16)  
► Hockey East Rookie of the Week (Oct. 26, Jan. 18)  
► Hockey East Honor Roll (Jan. 25)

#### Cal Petersen

► Hockey East HM All-Star (March 17)  
► Mike Richter Award nominee (Feb. 26)  
► Hockey East Goaltender of the Month (Feb. 3)  
► Hockey East Defensive Player of the Week (Nov. 2, Jan. 4, Jan. 25)  
► Hockey East Honor Roll (Oct. 26, Nov. 16, Nov. 23, Nov. 30, Jan. 11, Jan. 18, Feb. 8, Feb. 15, Feb. 29)

#### Andy Ryan

► Hockey East Honor Roll (Oct. 19)

## IN THE NHL

**Ian Cole**      **Pittsburgh Penguins**  
2015-16      60 GP, 0-10-10

**Erik Condra**      **Tampa Bay Lightning**  
2015-16      45 GP, 3-3-6

**Vince Hinostroza**      **Chicago Blackhawks**  
2015-16      7 GP, 0-0-0

**Stephen Johns**      **Dallas Stars**  
2015-16      5 GP, 1-0-1

**Anders Lee**      **New York Islanders**  
2015-16      70 GP, 12-20-32

**Kyle Palmieri**      **New Jersey Devils**  
2015-16      73 GP, 27-23-50

**Bryan Rust**      **Pittsburgh Penguins**  
2015-16      37 GP, 4-6-10

**Riley Sheahan**      **Detroit Red Wings**  
2015-16      71 GP, 9-9-18

\* - Stats as of March 22

### JOHNS MAKES NHL DEBUT

► Former Irish defenseman Stephen Johns (2010-14) made his NHL debut on March 11 for the Dallas Stars.

► In the 5-2 win over Chicago, Johns played 17:27, recording three hits and three blocked shots.

► Johns became the eighth former Irish player to appear in the NHL this season and he also became the 14th player to play for Jeff Jackson at Notre Dame and then make it to the NHL (28th in program history).

### PALMIERI HAVING CAREER YEAR

► Former Irish forward Kyle Palmieri is having a career-year in his first season with the New Jersey Devils.

► His previous career high was 31 points (14-17-31) in 71 games during the 2013-14 season with the Anaheim Ducks.

► He scored an overtime, game-winning goal for the Devils on Nov. 8 in a 4-3 New Jersey victory over the Canucks.

### HINOSTROZA RECALLED

► Former Irish forward Vincent Hinostroza (2013-14, 2014-15) made his National Hockey League debut for the Chicago Blackhawks on Saturday, Oct. 17 (Chicago defeated the Columbus Blue Jackets 4-1).

► Hinostroza played four games with the Blackhawks before being sent back to Rockford (AHL).

► Hinostroza was recalled to the Blackhawks on Feb. 14 and played in three games.



of excellence: community, classroom, character and competition.

### TOP MARKS IN THE COUNTRY

► Released on Nov. 4, the Notre Dame is first in NCAA Div. I hockey in the latest Graduation Success Rate (GSR) rankings with a perfect 100 score (tied with Bowling Green).

► The Irish also rank first in NCAA Div. I hockey in the Federal Rate (measured by the federal government in its Department of Education report) with a score of 94.

► Miami finished second in the Federal Rate with a score of 73.

► University wide, Notre Dame claimed a share of the 2015 national championship for graduating student-athletes in all sports - in the process posting the top NCAA Graduation Success Rate (GSR) figure (98) for its student-athletes for the ninth straight year.

### IN OVERTIME THIS SEASON

► The Irish are 0-1-7 in overtime this season.

► The last time Notre Dame had at least seven ties in a season was the 2009-10 season when it finished with a 13-17-8 record.

► Two players on the current roster have overtime, game-winning goals:

► Jake Evans in a 3-2 win vs. Miami on Dec. 28, 2014 in the Florida College Hockey Classic.

► Connor Hurley in a 3-2 win at Merrimack on Nov. 14, 2014.

► Notre Dame's overtime loss came at fifth-ranked Providence (Feb. 19).

### YOUTH IS SERVED

► According to research conducted by College Hockey Inc. (@Collegehockey), entering the 2015-16 season, the Notre Dame roster is the fifth-youngest in the country (as of Oct. 1, 2015).

► The top-five youngest teams entering the season include Boston College (20 years, 169 days), Boston University (20 years, 179 days), Michigan (20 years, 235 days), Wisconsin (20 years, 320 days) and **Notre Dame (20 years, 333 days)**.

► Notre Dame's roster includes 15 underclassmen (nine sophomores and six freshmen).

### NOTRE DAME & HOCKEY EAST

► In Notre Dame's previous two seasons in Hockey East, the Irish finished the regular season in fifth (2015) and tied for seventh (2014).

► Prior to the 2015-16 season, the Irish were picked to finish seventh (coaches') and fifth (media) in the pre-season polls.

### HOME COOKING

► Notre Dame finished 11-6-3 on the season at the Compton Family Ice Arena, including an 8-2-1 mark in Hockey East play.

► The Irish posted a 7-1 win over Western

Michigan on Jan. 8 and followed up with a 7-2 victory over Merrimack on Jan. 15 for back-to-back home games with at least seven goals for the first time since opening the 1994-95 season with wins over St. Francis (10-2 on Oct. 14) and Waterloo (8-4 on Oct. 21).

### COMEBACK AT CONTE

► Trailing 3-1 at 7:05 of the third period, Notre Dame scored three straight goals to post a 4-3, come-from-behind win at Boston College on Dec. 10.

► Jordan Gross started the comeback, scoring on a wrist shot from the point, cutting Boston College's lead to 3-2.

► After Jake Evans won a face-off, Andrew Oglevie wired a wrist shot to the top corner past Thatcher Demko's glove at 15:26 to tie it at 3-3.

► With 22 seconds left in the third, Dennis Gilbert sent a slap shot through traffic to hand the Irish the 4-3 win, snapping Boston College's 13-game unbeaten streak.

► It was Gilbert's first career game winner.

► Early in the second period, Petersen kept it a 1-1 game when he saved Colin White's penalty shot with his left pad (it was the first penalty shot Petersen faced in his Notre Dame career).

### MALMQUIST MAKING THE JUMP

► Freshman forward Dylan Malmquist is one of 17 NCAA Div. I players who played high school hockey last season.

► Additionally, he is one of just six players to arrive on campus straight from playing public high school hockey.

► Malmquist became the first player straight from public high school to score a goal this season (Oct. 17 at Penn State) and just the second of the 17 players straight from high school to score (BC's Miles Wood scored at Army on Oct. 9).

### STAGING A COMEBACK TIE

► With less than a minute to play in the second period, Notre Dame trailed at No. 5 UMass Lowell 2-0 on Nov. 20.

► A late Dennis Gilbert power-play goal to close the second period made it a 2-1 game and then Anders Bjork scored the game-tying goal midway through the third period in an eventual 2-2 overtime tie.

► It was just the fifth time under Head Coach Norm Bazin that the River Hawks could not hold a two-goal lead (86-3-2) and just the second time at home (39-0-2).

### PETERSEN RACKING UP THE HEA HONORS

► In his career, sophomore goaltender Cal Petersen has been named the Hockey East Goaltender of the Month twice (January 2016



and February, 2015).

► Petersen has also totaled eight weekly Hockey East awards, including being named the Hockey East Defensive Player of the Week three times this season (Nov. 2, Jan. 4 & Jan. 25).

► Petersen has five career Defensive Player of the Week honors and eight total weekly honors.

► Petersen was named the Hockey East Player of the Week once during his freshman season and twice earned Hockey East Rookie of the Week honors in 2014-15.

### LUCIA AMONG ACTIVE CAREER LEADERS

*Entering the NCAA Regional weekend ...*

► Goals:

1. Jimmy Vesey, Harvard -- 80
2. Andrew Gladiuk, Bentley -- 72
3. Sam Anas (Quinnipiac) -- 68
4. Bryce Gervais, Minnesota State -- 67
4. Zac Lynch, Robert Morris -- 67
6. Greg Gibson, Robert Morris -- 66
7. Kevin Roy, Northeastern -- 65
7. Danny O'Regan, Boston University -- 65
- 9. Mario Lucia, Notre Dame -- 61**
9. Ralph Cuddemi, Canisius -- 61

► Power-Play Goals:

1. Andrew Gladiuk, Bentley -- 33
2. Sam Anas, Quinnipiac -- 29
3. Ralph Cuddemi, Canisius -- 24
4. Austin Farley, Minnesota Duluth -- 23
4. Danny O'Regan, Boston University -- 23
- 6. Mario Lucia, Notre Dame -- 21**
6. Alex Petan, Michigan Tech -- 21
8. Ahti Oksanen, Boston University -- 20
9. Jimmy Vesey, Harvard -- 19
9. Travis St. Denis, Quinnipiac -- 19
9. Joey Benik, St. Cloud State -- 19

### CRAZY EIGHT

► Notre Dame posted an 8-2 victory over UConn on Sunday, Nov. 1 at the Barclays Center in Brooklyn, N.Y.

► Eight different players scored for the Irish, while Thomas DiPauli had a goal and three assists.

► Notre Dame scored at least eight goals in a game for the first time since a 10-2 win over Canisius on Dec. 29, 2010.

### CAPTAIN FOGARTY

► Head Coach Jeff Jackson announced on Aug. 26 at Notre Dame's season-opening meeting that senior forward Steven Fogarty would serve as the team captain for a second consecutive season in 2015-16.

► Fogarty is the 15th two-year captain in Notre Dame hockey history and the first since T.J. Jindra served as team captain during Jackson's first two seasons behind the Irish bench (2005-07).

► Fogarty follows in a long line of Irish hockey players from Edina, Minn., to serve as team captain, including Anders Lee ('14), Ryan Thang ('10) and Dan Carlson ('01) in recent years.

► Fogarty has a family history of natural leadership capabilities: his father, William, is a retired United States Navy Admiral and his older brother, Charles, is currently serving in the Navy.

### SENIOR LEADERS

► Fogarty's classmates Thomas DiPauli, Sam Herr, Mario Lucia and Andy Ryan are serving as alternate captains in 2015-16.

► Notre Dame's leadership core of Fogarty (149), DiPauli (144), Herr (131), Lucia (150) and Ryan (122) have combined to play 696 career games.

► Fogarty (2013-15), DiPauli (2013-15), Herr (2013-15), Lucia (2013-15) and Ryan (2014-15) have earned 14 combined monograms (varsity letters) over the previous three seasons.

### FAMILY TIES

► Sophomore forward Anders Bjork is part of the fourth Notre Dame hockey-playing son to follow his father to Notre Dame.

► His dad, Kirt Bjork, was an All-America at Notre Dame during the 1982-83 campaign and is tied for 12th on Notre Dame's all-time points list with 161, after notching 76 goals and 85 assists in 141 career games.

► Kirt is currently a director of regional development in Notre Dame's development office.

► Anders Bjork also has another family tie to Irish hockey, as his cousin is former Irish standout Erik Condra, who is currently a member of the Tampa Bay Lightning.

► As the fourth son to follow his father to Notre Dame, Anders joins current Irish forward Mario Lucia (Don Lucia) and graduated players Kevin Nugent (Kevin Nugent, Sr.) and Rory Walsh (Brian Walsh) to play at Notre Dame after their fathers.

► For the fourth time in as many seasons, father (Don Lucia) and son (Mario Lucia) faced off against each other when Minnesota played at Notre Dame on Nov. 6-7.

► Don, a 1981 Notre Dame graduate and the head coach of the Gophers, played four seasons (1977-81) at Notre Dame for Coach Lefty Smith.

► As a defenseman, he saw action in 124 games, scoring seven goals with 23 assists for 30 points.

► Now in his 17th season as the head coach at Minnesota, Lucia has been a collegiate head coach for 29 seasons.

► In seven games versus his father's team, Mario has two goals and one assist for three points (Notre Dame 2-5-0 in those seven games).

► Andy Ryan is the second Ryan brother to play four years of hockey at Notre Dame, joining Ben, who played with the Irish from 2008-11 (11th set of brothers to play ND hockey).

### HAWKS RETURN

► In what has become an annual tradition, the Stanley Cup champion Chicago Blackhawks opened training camp on campus at Notre Dame's Compton Family Ice Arena (Sept. 17-20).

► Members of the Blackhawks team and staff also attended a football pep rally on Friday afternoon as well as Notre Dame's football game against Georgia Tech on Saturday, Sept. 19 at Notre Dame Stadium.

► The Blackhawks are led by Vice President/General Manager Stan Bowman, a 1995 University of Notre Dame graduate.

## HOCKEY EAST STANDINGS

	Hockey East							Overall				
	GP	W	L	T	Pts	GF	GA	W	L	T	GF	GA
Boston College	22	15	2	5	35	91	45	26	7	5	147	76
Providence	22	16	3	3	35	71	39	27	6	4	123	69
Notre Dame	22	15	5	2	32	70	40	19	10	7	113	83
UMass Lowell	22	12	6	4	28	58	37	24	9	5	117	69
Boston University	22	12	6	4	28	75	56	21	12	5	122	99
Northeastern	22	10	8	4	24	75	56	22	13	5	132	99
Merrimack	22	5	10	7	17	50	70	13	19	7	95	108
Connecticut	22	6	12	4	16	49	70	11	21	4	88	114
Vermont	22	6	13	3	15	48	66	15	22	3	86	107
New Hampshire	22	4	12	6	14	57	73	11	20	6	112	121
Maine	22	5	15	2	12	42	77	8	24	6	76	129
Massachusetts	22	2	16	4	8	44	101	8	24	4	84	146

## TIEBREAKERS

1. Head-to-Head.
2. Number of wins in conference play.
3. Best record against the first-place team(s), then the second-place team(s), then the third-place team(s) and so on.
4. Coin Flip.

*\*-If more than two teams finish in a tie, the same criteria will be used to reduce the number of tied teams and then the process is applied again.*

## 2015-16 Notre Dame Hockey Roster

No.	Name	Height	Weight	Position	Yr.	Hometown	Last Team (League)
2	Tony Bretzman	5-11	168	Defenseman	So.	Mendota Heights, Minn.	Langley Rivermen (BCHL)
3	Jordan Gross	5-10	189	Defenseman	So.	Maple Grove, Minn.	Green Bay Gamblers (USHL)
4	Dennis Gilbert	6-2	200	Defenseman	Fr.	Williamsville, N.Y.	Chicago Steel (USHL)
6	Andy Ryan	6-1	206	Defenseman	Sr.	Brighton, Mich.	Sioux City Musketeers (USHL)
8	Ben Ostlie	6-1	201	Right Wing	Jr.	Edina, Minn.	Omaha Lancers (USHL)
9	Dawson Cook	6-2	207	Center	So.	Cadillac, Mich.	Green Bay Gamblers (USHL)
10	Anders Bjork	6-0	188	Left Wing	So.	Mequon, Wis.	USA National Under-18 Team
12	Sam Herr	6-1	214	Left Wing	Sr.	Hinsdale, Ill.	Green Bay Gamblers (USHL)
14	Thomas DiPauli	5-11	197	Center	Sr.	Caldaro, Italy	USA National Under-18 Team
15	Andrew Oglevie	5-10	180	Center	Fr.	Fullerton, Calif.	Cedar Rapids RoughRiders (USHL)
16	Connor Hurley	6-2	190	Center	So.	Edina, Minn.	Green Bay Gamblers (USHL)
17	Ali Thomas	6-3	218	Left Wing	Jr.	New York, N.Y.	Des Moines Buccaneers (USHL)
18	Jake Evans	6-0	190	Center/Right Wing	So.	Toronto, Ontario	St. Michael's Buzzers (OJHL)
20	Justin Wade	6-2	225	Defenseman	Jr.	Aurora, Ill.	Cedar Rapids RoughRiders (USHL)
21	Joe Wegwerth	6-3	230	Left Wing	Fr.	Brewster, N.Y.	Cedar Rapids RoughRiders (USHL)
22	Mario Lucia	6-3	206	Left Wing	Sr.	Plymouth, Minn.	Penticton Vees (BCHL)
24	Luke Ripley	6-5	207	Defenseman	So.	Kitimat, British Columbia	Powell River Kings (BCHL)
25	Dylan Malmquist	5-11	178	Left Wing	Fr.	Edina, Minn.	Edina HS
26	Steven Fogarty	6-3	217	Center	Sr.	Edina, Minn.	Penticton Vees (BCHL)
27	Bobby Nardella	5-9	178	Defenseman	Fr.	Rosemont, Ill.	Tri-City Storm (USHL)
28	Jack Jenkins	5-11	186	Center/Right Wing	Fr.	Lake Bluff, Ill.	Fargo Force (USHL)
29	Bo Brauer	6-2	210	Right Wing	So.	Edina, Minn.	Nanaimo Clippers (BCHL)
33	Chad Katunar	6-5	240	Goaltender	Jr.	Victoria, British Columbia	Penticton Vees (BCHL)
35	Nick Stasack	6-1	173	Goaltender	Sr.	West Springfield, Mass.	The Loomis Chafee School
40	Cal Petersen	6-2	190	Goaltender	So.	Waterloo, Iowa	Waterloo Black Hawks (USHL)

**Head Coach:** Jeff Jackson (Michigan State '78; 11th season at Notre Dame)

**Associate Head Coach:** Paul Pooley (Ohio State '84)

**Associate Coach:** Andy Slaggert (Notre Dame '89)

**Volunteer Assistant Coach:** Brian Mahoney-Wilson (Lake Superior State '11)

**Coordinator of Hockey Operations:** Nick Siergie (Wisconsin-River Falls '06)

**Athletic Trainer:** Kevin Ricks (Western Illinois '99)

**Equipment Specialist:** Dave Gilbert (Lake Superior State '96)

**Senior Managers:** Ryan Barry '16, Cara Lucas '16, Madden Zappa '16

### Pronunciation Key

- 8 Ben AWST-lee
- 10 Anders BEE-york
- 12 Sam HAIR
- 15 Andrew Oh-GLE-Vee
- 17 Ali Thomas
- 22 Mahr-ee-oh LOO-chee-ah
- 25 Dylan Mall-mm-quist
- 33 Chad Cat-en-are
- 35 Nick STAY-sack

### California (1)

Andrew Oglevie Fullerton, California

### Michigan (2)

Andy Ryan Brighton, Michigan  
Dawson Cook Cadillac, Michigan

### Wisconsin (1)

Anders Bjork Mequon, Wisconsin

### Illinois (4)

Sam Herr Hinsdale, Illinois  
Justin Wade Aurora, Illinois  
Bobby Nardella Rosemont, Illinois  
Jack Jenkins Lake Bluff, Illinois

### Minnesota (8)

Tony Bretzman Mendota Heights, Minnesota  
Jordan Gross Maple Grove, Minnesota  
Ben Ostlie Edina, Minnesota  
Connor Hurley Edina, Minnesota  
Mario Lucia Plymouth, Minnesota  
Dylan Malmquist Edina, Minnesota  
Steven Fogarty Edina, Minnesota  
Bo Brauer Edina, Minnesota

### Canada (3)

Jake Evans Toronto, Ontario  
Luke Ripley Kitimat, British Columbia  
Chad Katunar Victoria, British Columbia

### Iowa (1)

Cal Petersen Waterloo, Iowa

### Italy (1)

Thomas DiPauli Caldaro, Italy

### Massachusetts (1)

Nick Stasack West Springfield, Massachusetts

### New York (3)

Dennis Gilbert Williamsville, New York  
Ali Thomas New York, New York  
Joe Wegwerth Brewster, New York



## HEAD COACH JEFF JACKSON

### Full Name

• Jeffery L. Jackson

### Birthdate

• June 22, 1955

### Hometown

• Roseville, Michigan

### Education

- Bachelor's Degree in Communications  
Michigan State '78
- Bachelor's Degree in Education  
Michigan State '79



### Collegiate Coaching Experience

- Assistant Coach, Lake Superior State (1986-90)
- Head Coach, Lake Superior State (1990-96)  
Record: 182-52-25 (.751); two NCAA titles, two CCHA regular-season titles, four CCHA tournament championships
- Head Coach, University of Notre Dame (2005-):  
- **Two** CCHA regular-season titles  
- **Three** CCHA tournament titles  
- **Six** NCAA appearances  
- **Two** NCAA Frozen Four appearances

### International Coaching Experience

- National Coach and Senior Director, U.S. National Team Developmental Program (1996-2000)
- Head Coach, U.S. Junior National Team (1996-97)
- Won silver medal at World Junior Championships
- Assistant Coach, U.S. Olympic Team (1998)

### Junior Hockey Experience

- Head Coach, OHL's Guelph Storm (2000-03)  
Record: 87-67-24 (4)

### Professional Experience

- Assistant Coach, New York Islanders (2003-05)

### Coaching Honors

- CCHA Coach of the Year (1990-91)
- CCHA Coach of the Year (2006-07)
- Spencer Penrose Award (2006-07)
- CCHA Coach of the Year (2010-11)

### Jackson's Year-By-Year Collegiate Record

Year	Overall			Conference		
	W	L	T	W	L	T
1990-91	36	5	4	26	2	4
1991-92	30	9	4	20	8	4
1992-93	32	8	5	20	5	5
1993-94	31	10	4	18	8	4
1994-95	23	12	6	14	9	4
1995-96	30	8	2	22	6	2
2005-06	13	19	4	11	13	4
2006-07	32	7	3	21	4	3
2007-08	27	16	4	15	9	4
2008-09	31	6	3	21	4	3
2009-10	13	17	8	9	12	7
2010-11	25	14	5	18	7	3
2011-12	19	18	3	12	13	3
2012-13	25	13	3	17	8	3
2013-14	23	15	2	9	9	2
2014-15	18	19	5	10	7	5
2015-16	19	10	7	15	5	2
<b>Totals</b>	<b>427</b>	<b>206</b>	<b>72</b>	<b>278</b>	<b>130</b>	<b>62</b>
	<b>.657</b>			<b>.657</b>		

► The 2015-16 hockey season marks University of Notre Dame hockey coach Jeff Jackson's 11th season behind the Irish bench. The highly regarded Jackson now has over 29 years of coaching experience.

► Notre Dame's Jeff Jackson era began in 2005 when the University searched for a man who could move the program among the elite hockey schools in the country.

► The veteran coach owned a resume packed with success at the collegiate, junior hockey, professional and international levels.

► During his 10-year run, Notre Dame has become one of the nation's top teams, winning the Central Collegiate Hockey Association's (CCHA) regular-season title twice (2006-07 and 2008-09) while earning three Mason Cup championships ('07, '09 and the final one in 2013).

► Then in 2013-14, the team's first season in Hockey East, the Irish upset the conference's top team - Boston College - in the quarterfinals to advance to the TD Garden (Boston, Massachusetts) for the Hockey East semifinals.

► During Jackson's tenure, his teams have made seven trips to the NCAA Tournament (2006-09, 2010-11, 2012-14 and now 2016), advancing to the Frozen Four twice, playing in the 2008 title game and the 2011 national semifinals.

► Since his second season at Notre Dame (2006-07), Jackson's program has been among the top programs in the nation in wins and winning percentage, going 213-125-36 (.618) over the nine-year span (before 2015-16 season).

► Between 2006-09, the Irish turned in win totals of 32, 27 and 31 for three consecutive seasons of 25 or more wins and three consecutive NCAA tournament appearances, a first in program history.

► Jackson's success on the ice also has had a major impact off the ice for the Irish. With the wins came a commitment from the University that led to the new home of Irish hockey - The Compton Family Ice Arena - one of the finest college hockey facilities in the nation. The new venue opened for business on Oct. 21, 2011.

► Since Jackson's arrival, the Irish have had 30 players selected in the National Hockey League Entry Draft, including three first round selections. In that same span, 20 players from

USA Hockey's National Team Developmental Program have matriculated to Notre Dame.

► During his tenure, the Irish have had five players garner All-America honors -- Robbie Russo in 2015, Anders Lee in 2013, Ian Cole and Erik Condra in 2009 and David Brown in 2007.

► In addition, 14 of Jackson's players have gone on to play in the NHL (most recently Vince Hinostroza and Stephen Johns in 2015-16).

► Jackson enters the 2015-16 season with a 16-year collegiate record of 408-196-65 for a .658 winning percentage, the second-best percentage among all active Division I coaches with five years or more in Division I. His 408 career wins rank seventh among active coaches.

► In Jackson's first 10 seasons with Notre Dame, the Irish have played with poise and discipline, relying on team defense, strong goaltending and excellent special teams play. They also laid the foundation for future seasons with major success on the recruiting trail.

► In taking over the Irish coaching duties in 2005, Jackson became the first Notre Dame head coach to have won an NCAA Division I championship with another program before being hired as an Irish head coach.

► Success is nothing new for Jackson at the NCAA Division I level. In six years as the head coach at Lake Superior State (1990-96), Jackson's teams won two NCAA titles in 1992 and 1994 (also advancing to the finals in 1993), two CCHA regular-season championships (1991 and 1996) and four CCHA Mason Cup trophies (1991, 1992, 1993 and 1995).

► A 1978 graduate of Michigan State University with a degree in communications, Jackson followed with an education degree from Michigan State in 1979.

► In May 2003, Inside College Hockey, ranked Jackson 12th on its list of the 16 greatest college coaches of all-time with only five of the 16 still active in coaching.

► Jackson is a member of the USA Hockey Coaches Achievement Program, the American Hockey Coaches Association and the National Hockey League Coaches Association.

## THE LAST TIME

## TEAM

Notre Dame won in overtime .....	December 29, 2014 vs. Miami (3-2, ot)
Notre Dame lost in overtime .....	February 19, 2016 at Providence College (3-2, ot)
Notre Dame tied in overtime .....	January 9, 2016 at Western Michigan (3-3, ot)
Notre Dame won in overtime (Hockey East game) .....	November 14, 2014 at Merrimack (3-2, ot)
Notre Dame lost in overtime (Hockey East game) .....	February 19, 2016 at Providence College (3-2, ot)
Notre Dame tied in overtime (Hockey East game) .....	November 20, 2015 at UMass Lowell (2-2, ot)
Notre Dame scored 10 or more goals in a game .....	December 29, 2010 vs. Canisius (10-2)
Notre Dame allowed 10 or more goals in a game .....	March 12, 2005 at Michigan (10-1)
Notre Dame had a home shutout .....	February 27, 2016 vs. Boston University (Cal Petersen, 39 saves)
Notre Dame had a road shutout .....	February 15, 2014 at Providence (Steven Summerhays, 36 saves)
Notre Dame had a neutral site shutout .....	October 13, 2012 vs. Maine (Steven Summerhays, 22 saves)
Notre Dame had a shutout in a HE game .....	February 27, 2016 vs. Boston University (Cal Petersen, 39 saves)
Notre Dame was shutout in a HE game .....	January 29, 2016 vs. Boston College (Thatcher Demko, 28 saves)
Notre Dame was shutout at home .....	January 29, 2016 vs. Boston College (Thatcher Demko, 28 saves)
Notre Dame was shutout on the road .....	November 7, 2014 at Minnesota (Adam Wilcox, 20 saves)
Notre Dame won 1-0 .....	February 27, 2016 vs. Boston University (Cal Petersen, 39 saves)
Notre Dame had 35 or more shots in a game .....	February 20, 2016 at Providence (35 shots)
Notre Dame had 40 or more shots in a game .....	February 12, 2016 vs. Maine (43 shots)
Notre Dame had 50 or more shots in a game .....	March 6, 2015 vs. Massachusetts (78 shots)
Notre Dame surrendered 35 or more shots in a game .....	February 27, 2016 vs. Boston University (39 shots)

Notre Dame surrendered 40 or more shots in a game .....	February 13, 2016 vs. Maine (41 shots)
Notre Dame surrendered 50 or more shots in a game .....	January 1, 2016 at Denver (50 shots)
Notre Dame had three PP goals in a game .....	October 25, 2014 vs. Niagara (7-0 win)
Notre Dame had four PP goals in a game .....	October 20, 2013 vs. Michigan Tech (7-3 win)
Notre Dame had six PP goals in a game .....	February 13, 2009 vs. No. Michigan (9-5 win)
Notre Dame had two short-handed goals in a game .....	November 22, 2008 at Bowling Green (9-1 win)
Notre Dame surrendered five PP goals .....	January 7, 2011 at Northern Michigan (8-1 win)
Notre Dame surrendered four PP goals .....	November 20, 2010 vs. Michigan State (4-2 win)
Notre Dame surrendered three PP goals .....	December 4, 2004 vs. Michigan (8-0 loss)
Notre Dame surrendered two short-handed goals .....	February 1, 2013 at Ohio State (6-3 loss)
Notre Dame surrendered two short-handed goals .....	November 27, 2015 vs. Harvard (4-1 loss)
Notre Dame surrendered two short-handed goals .....	February 8, 2013 vs. Michigan (7-4 win)

## INDIVIDUAL

Notre Dame player scored a hat trick .....	October 16, 2015 - Steven Fogarty (at Penn State)
Notre Dame defenseman scored a hat trick .....	January 18, 2015 - Robbie Russo (at UConn)
Notre Dame player scored four goals .....	October 19, 1995 - Brian Urlick (at Alaska-Fairbanks)
Notre Dame player scored five goals .....	December 29, 1971 - Ian Williams (at Dartmouth)
Notre Dame player had three assists .....	November 7, 2015 - Jake Evans (vs. Minnesota - 0-3-3)
Notre Dame player had four assists .....	December 29, 2010 - Stephen Johns (vs. Canisius - 0g, 4a)
Notre Dame player had five assists .....	October 21, 1994 - Jamie Ling (vs. Waterloo - 2g, 5a)
Notre Dame player had four points .....	November 1, 2015 - Thomas DiPuli (vs. UConn - 1-3-4)
Notre Dame player had five points .....	November 1, 2015 - Connor Hurley (vs. UConn - 0-3-4)
Notre Dame player had six points .....	February 13, 2009 - Erik Condra (vs. Northern Michigan - 2g, 3a)
Notre Dame player had seven points .....	October 21, 1994 - Jamie Ling (vs. Waterloo - 2g, 5a)

Notre Dame player scored a shorthanded goal ..... October 23, 2015 - Justin Wade (vs. Minnesota Duluth - T, 3-3)

Notre Dame goalie made 35+ saves .....	February 27, 2016 - Cal Petersen (vs. Boston University, 1-0 win, 39 saves)
Notre Dame goalie made 40+ saves .....	February 13, 2016 - Cal Petersen (vs. Maine, 5-1 win, 40 saves)
Notre Dame goalie made 50+ saves .....	March 6, 2015 - Cal Petersen (vs. UMass, 4-3 loss, 87 saves)

Opposing player scored a hat trick .....	November 11, 2011 - Cody Kunyk (Alaska)
Opposing player scored four goals .....	March 12, 1994 - Colin Ward (Western Michigan)
Opposing player scored five goals .....	November 10, 1973 - Tom Ross (Michigan State)

Opposing player had four assists .....	December 2, 2011 - Ludwig Karlsson (Northeastern - 0g, 4a)
Opposing player had five assists .....	January 20, 1996 - Kevin Hilton (Michigan - 0g, 5a)

Opposing player had four points .....	March 12, 2016 - Kevin Roy (Northeastern - 2g, 2a)
Opposing player had five points .....	January 27, 2001 - Jeff Hamilton (Yale - 2g, 3a)
Opposing player had six points .....	January 11, 1994 - John Gruden (Ferris State - 4g, 3a)
Opposing player had seven points .....	January 11, 1994 - John Gruden (Ferris State - 4g, 3a)

Opposing goalie made 35+ saves .....	February 12, 2016 - Matt Morris (Maine, 43 saves, 4-1 ND win)
Opposing goalie made 40+ saves .....	February 12, 2016 - Matt Morris (Maine, 43 saves, 4-1 ND win)
Opposing goalie made 50+ saves .....	March 6, 2015 - Steve Mastalerz (UMass, 75 saves, 4-3 win)

Notre Dame had a penalty shot .....	November 15, 2013 - Connor Hurley (missed at Merrimack)
Notre Dame had a penalty shot .....	December 6, 2013 - Jeff Costello (scored vs. Massachusetts)
Notre Dame had a penalty shot .....	March 16, 2013 - Bryan Rust (scored vs. Bowling Green)
Notre Dame had a penalty shot .....	Jan. 26, 2013 - Anders Lee (stopped by Ferris State)
Opp. had a penalty shot .....	January 29, 2016 - Colin White - Boston College (saved by Cal Petersen, BC wins 4-0)
Opp. had a penalty shot .....	January 22, 2016 - Ara Nazarian - New Hampshire (scored on Cal Petersen, ND wins 5-1)
Opp. had a penalty shot .....	December 10, 2015 - Colin White - Boston College (saved by Cal Petersen, ND wins 4-3)

## SERIES

Notre Dame swept a two-game series .....	February 12-13, 2016 (vs. Maine, 4-1, 5-1)
Notre Dame swept in a two-game series .....	January 23-24, 2015 (Northeastern (2-3, 2-4)
Notre Dame swept a Hockey East home series .....	February 12-13, 2016 (vs. Maine, 4-1, 5-1)
Notre Dame swept a Hockey East road series .....	February 5-6, 2016 (at Vermont, 2-1, 3-1)

## NOTRE DAME'S 2015-16 RECORD WHEN

Overall .....	19-10-7
In Hockey East games .....	15-5-2
Non-conference games .....	4-5-5
Home .....	11-6-3
Road .....	7-4-4
Neutral .....	1-0-0
In overtime games .....	0-1-7

When Notre Dame scores first .....	18-4-5
When opponents score first .....	1-6-2
When Notre Dame leads after one period .....	12-1-5
When Notre Dame trails after one period .....	0-3-2
When score is tied after one period .....	7-6-0
When Notre Dame leads after two periods .....	13-1-4
When Notre Dame trails after two periods .....	0-7-1
When score is tied after two periods .....	6-2-2
When Notre Dame outshoots opponent .....	15-5-0
When opponent outshoots Notre Dame .....	4-5-7
When shots are even .....	0-0-0
In Game 1 of weekend series* .....	10-4-3
In Game 2 of weekend series* .....	8-5-4
In Game 1 of Hockey East weekend series .....	7-2-1
In Game 2 of Hockey East weekend series .....	7-2-1

\* - includes Shillelagh Tournament games & Hockey East Quarterfinals.

In one-goal games .....	7-2-0
In two-goal games .....	3-5-0

When scoring two or more goals .....	18-4-6
When scoring three or more goals .....	16-2-3
When scoring four or more goals .....	11-1-0
When scoring five or more goals .....	8-0-0

## Against Ranked Opponents

at #3/3 Boston College .....	1-0-0
vs. #5/5 Minnesota Duluth .....	0-0-2
vs. #5/5 Boston College .....	0-1-0
at #5/5 Providence College .....	0-2-0
at #5/5 UMass Lowell .....	0-1-1
vs. #8/8 Harvard .....	0-1-0
vs. #9/9 Boston University .....	1-1-0
at #17 Denver .....	0-0-2
Season Total .....	2-6-5

## Month-By-Month

Notre Dame in October .....	2-1-2
Notre Dame in November .....	4-3-2
Notre Dame in December .....	3-0-0
Notre Dame in January .....	5-1-3
Notre Dame in February .....	5-3-0
Notre Dame in March .....	0-2-0
Notre Dame in April .....	0-0-0

## Vs. Conferences

Big Ten .....	2-2-0
ECAC .....	0-1-0
Hockey East Association .....	15-7-2
NCHC .....	2-0-5

## Comebacks (The Last Time Notre Dame ...)

Erased a two-goal, third period deficit to win or tie:  
.....at Boston College on Dec. 10, 2015 (W, 4-3)

Date	Opponent	Score	Att.	Record:	Overall	Home	Away	Neutral
Oct 16	at Penn State	W 7-4	6103	ALL GAMES	19-10-7	11-6-3	7-4-4	1-0-0
Oct 17	at Penn State	L 3-5	6150	CONFERENCE	15-5-2	8-2-1	6-3-1	1-0-0
Oct 23	#5 MINNESOTA DULUTH	Tot 3-3	3751	NON-CONFERENCE	4-5-5	3-4-2	1-1-3	0-0-0
Oct 24	#5 MINNESOTA DULUTH	Tot 3-3	3781					
* Oct 31	at UConn	W 2-1	5190					
*# Nov 01	vs UConn	W 8-2	3014					
Nov 06	MINNESOTA	W 4-3	5022					
Nov 07	MINNESOTA	L 1-4	5022					
* Nov 12	NORTHEASTERN	W 3-2	4418					
* Nov 13	NORTHEASTERN	Tot 2-2	5022					
* Nov 20	at #5 UMass Lowell	Tot 2-2	5141					
* Nov 21	at #5 UMass Lowell	L 1-3	5868					
Nov 27	#8 HARVARD	L 1-4	5379					
Nov 28	WESTERN MICHIGAN	W 3-1	5022					
* Dec 04	UMASS	W 3-1	4842					
* Dec 05	UMASS	W 5-1	5022					
* Dec 10	at #3 Boston College	W 4-3	4863					
Jan 01	at #16 Denver	Tot 1-1	5296					
Jan 02	at #16 Denver	Tot 2-2	5891					
Jan 08	WESTERN MICHIGAN	W 7-1	5027					
Jan 09	at Western Michigan	Tot 3-3	3342					
* Jan 15	MERRIMACK	W 7-2	4656					
* Jan 16	MERRIMACK	W 5-1	4665					
* Jan 22	at New Hampshire	W 5-1	4292					
* Jan 23	at New Hampshire	W 3-2	5991					
* Jan 29	#5 BOSTON COLLEGE	L 0-4	5372					
* Feb 05	at Vermont	W 2-1	4007					
* Feb 06	at Vermont	W 3-1	4007					
* Feb 12	MAINE	W 4-1	5022					
* Feb 13	MAINE	W 5-1	5022					
* Feb 19	at #5 Providence	Lot 2-3	3033					
* Feb 20	at #5 Providence	L 1-3	3232					
* Feb 26	#9 BOSTON UNIVERSITY	L 2-3	5022					
* Feb 27	#9 BOSTON UNIVERSITY	W 1-0	5022					
Mar 11	NORTHEASTERN	L 1-3	3698					
Mar 12	NORTHEASTERN	L 4-6	4200					

TEAM STATISTICS	ND	OPP
SHOT STATISTICS		
Goals-Shot attempts	113-1148	83-1105
Shot pct.	.098	.075
Goals/Game	3.1	2.3
Shots/Game	31.9	30.7
POWER PLAYS		
Goals-Power Plays	27-127	23-141
Conversion Percent	.213	.163
Shot Attempts	195	188
Shot Percent	.138	.122
GOAL BREAKDOWN		
Power Play	27	23
Short-handed	1	0
Empty net	3	4
Penalty	0	1
Unassisted	6	2
Overtime	0	1
Shootout	0	0
Delayed Penalty	1	0
PENALTIES		
Number	164	150
Minutes	394	380
Penalties/Game	4.6	4.2
Pen minutes/Game	10.9	10.6
FACEOFFS (W-L)	1132-993	993-1132
Faceoff W-L Pct.	.533	.467
SHOOTOUTS (Made-Att)	1-4	1-4

Record:	Overall	Home	Away	Neutral
ALL GAMES	19-10-7	11-6-3	7-4-4	1-0-0
CONFERENCE	15-5-2	8-2-1	6-3-1	1-0-0
NON-CONFERENCE	4-5-5	3-4-2	1-1-3	0-0-0

##	Player	gp	g	a	pts	sh	sh%	pen-min	pp	sh
10	Anders Bjork	34	11	22	33	88	.125	4-8	3	0
18	Jake Evans	36	8	25	33	51	.157	9-29	4	0
14	Thomas DiPauli	36	13	18	31	128	.102	8-16	3	0
3	Jordan Gross	36	9	22	31	113	.080	11-30	2	0
22	Mario Lucia	36	12	12	24	99	.121	6-12	5	0
27	Bobby Nardella	34	4	20	24	68	.059	9-18	1	0
26	Steven Fogarty	36	10	13	23	82	.122	13-26	1	0
12	Sam Herr	36	10	8	18	101	.099	12-24	3	0
16	Connor Hurley	35	6	12	18	56	.107	5-10	2	0
25	Dylan Malmquist	35	11	6	17	57	.193	7-25	2	0
4	Dennis Gilbert	36	2	8	10	53	.038	17-34	1	0
6	Andy Ryan	36	2	8	10	32	.062	9-43	0	0
15	Andrew Oglevie	30	5	4	9	56	.089	4-8	0	0
24	Luke Ripley	36	1	6	7	40	.025	18-47	0	0
20	Justin Wade	33	1	6	7	29	.034	11-22	0	1
9	Dawson Cook	31	3	1	4	16	.188	2-4	0	0
28	Jack Jenkins	27	2	2	4	28	.071	1-2	0	0
21	Joe Wegwerth	30	1	3	4	29	.034	9-18	0	0
8	Ben Ostlie	26	1	1	2	17	.059	2-4	0	0
2	Tony Bretzman	8	1	0	1	5	.200	2-4	0	0
29	Bo Brauer	1	0	0	0	0	.000	0-0	0	0
TM	TEAM	17	0	0	0	0	.000	5-10	0	0
Total		36	113	197	310	1148	.098	164-394	27	1
Opponents		36	83	146	229	1105	.075	150-380	23	0

##	Goalie	gp	min	ga	gaavg	saves	save%	w-l-t
33	Chad Katunar	2	13:37	0	0.00	4	1.000	0-0-0
35	Nick Stasack	2	4:57	0	0.00	1	1.000	0-0-0
40	Cal Petersen	36	2163:33	79	2.19	1017	.928	19-10-7
TM	EMPTY NET	17	14:16	4	-	0	.000	0-0-0
Total		36	2196:23	83	2.27	1022	.925	19-10-7
Opponents		36	2196:23	113	3.09	1035	.902	10-19-7

Attendance Summary	ND	Opponent
Total	94987	72406
Dates/Avg Per Date	20/4749	15/4827
Neutral Site #/Avg	1/3014	

Goals by Period	1st	2nd	3rd	OT	Total
Notre Dame	36	41	36	0	113
Opponents	17	32	33	1	83

Saves by Period	1st	2nd	3rd	OT	Total
Notre Dame	322	350	332	18	1022
Opponents	332	282	402	19	1035



##	Player	gp	Shots					+-	Penalties				Goals										blk
			g	a	pts	sh	sh%		pen-min	min	maj	oth	pp	sh	fg	gw	gt	ot	ht	pn	ua		
10	Anders Bjork	34	11	22	33	88	.125	+27	4-8	4	0	0	3	0	2	0	1	0	0	0	0	12	
18	Jake Evans	36	8	25	33	51	.157	+15	9-29	7	1	1	4	0	3	1	0	0	0	0	0	24	
14	Thomas DiPauli	36	13	18	31	128	.102	+13	8-16	8	0	0	3	0	4	2	0	0	0	0	2	18	
3	Jordan Gross	36	9	22	31	113	.080	+16	11-30	10	0	1	2	0	3	1	0	0	0	0	0	39	
22	Mario Lucia	36	12	12	24	99	.121	-2	6-12	6	0	0	5	0	1	2	0	0	0	0	0	5	
27	Bobby Nardella	34	4	20	24	68	.059	+10	9-18	9	0	0	1	0	0	1	0	0	0	0	1	19	
26	Steven Fogarty	36	10	13	23	82	.122	+6	13-26	13	0	0	1	0	3	1	0	0	1	0	0	19	
12	Sam Herr	36	10	8	18	101	.099	-2	12-24	12	0	0	3	0	1	4	2	0	0	0	1	24	
16	Connor Hurley	35	6	12	18	56	.107	+8	5-10	5	0	0	2	0	2	0	0	0	0	0	0	11	
25	Dylan Malmquist	35	11	6	17	57	.193	+11	7-25	5	1	1	2	0	4	2	0	0	0	0	0	7	
4	Dennis Gilbert	36	2	8	10	53	.038	+6	17-34	17	0	0	1	0	0	1	0	0	0	0	0	65	
6	Andy Ryan	36	2	8	10	32	.062	+8	9-43	4	3	2	0	0	0	0	0	0	0	0	0	49	
15	Andrew Oglevie	30	5	4	9	56	.089	+9	4-8	4	0	0	0	0	0	2	0	0	0	0	0	5	
24	Luke Ripley	36	1	6	7	40	.025	+11	18-47	16	1	1	0	0	1	0	0	0	0	0	0	55	
20	Justin Wade	33	1	6	7	29	.034	+6	11-22	11	0	0	0	1	0	0	0	0	0	0	0	52	
9	Dawson Cook	31	3	1	4	16	.188	-2	2-4	2	0	0	0	0	1	1	0	0	0	0	0	7	
28	Jack Jenkins	27	2	2	4	28	.071	-1	1-2	1	0	0	0	0	1	1	0	0	0	0	0	8	
21	Joe Wegwerth	30	1	3	4	29	.034	-4	9-18	9	0	0	0	0	0	0	0	0	0	0	1	4	
8	Ben Ostlie	26	1	1	2	17	.059	-5	2-4	2	0	0	0	0	1	0	0	0	0	0	0	6	
2	Tony Bretzman	8	1	0	1	5	.200	+2	2-4	2	0	0	0	0	0	0	0	0	0	0	1	13	
29	Bo Brauer	1	0	0	0	0	.000	0	0-0	0	0	0	0	0	0	0	0	0	0	0	0	0	
TM	TEAM	17	0	0	0	0	.000	0	5-10	5	0	0	0	0	0	0	0	0	0	0	0	2	
	Total	36	113	197	310	1148	.098	+132	164-394	152	6	6	27	1	27	19	3	0	1	0	6	444	
	Opponents	36	83	146	229	1105	.075	-	150-380	135	8	7	23	0	9	10	4	1	0	1	2	410	

##	Goalie	gp-gs	Goal average			Saves		Record				Goals allowed				
			minutes	ga	avg	saves	pct	w	l	t	sho	pp	sh	en	pen	sog
33	Chad Katunar	2-0	13:37	0	0.00	4	1.000	0	0	0	0	0	0	0	0	0
35	Nick Stasack	2-0	4:57	0	0.00	1	1.000	0	0	0	0	0	0	0	0	0
40	Cal Petersen	36-36	2163:33	79	2.19	1017	.928	19	10	7	1	22	0	0	1	0
TM	EMPTY NET	17-0	14:16	4	-	0	.000	0	0	0	0	1	0	4	0	0
	Total	36-0	2196:23	83	2.27	1022	.925	19	10	7	1	23	0	4	1	0
	Opponents	36-0	2196:23	113	3.09	1035	.902	10	19	7	1	27	1	3	0	0

##	Points	GP	G	A	Pts	Sh
10	Anders Bjork	34	11	22	33	88
18	Jake Evans	36	8	25	33	51
14	Thomas DiPauli	36	13	18	31	128
3	Jordan Gross	36	9	22	31	113
22	Mario Lucia	36	12	12	24	99
27	Bobby Nardella	34	4	20	24	68
26	Steven Fogarty	36	10	13	23	82
12	Sam Herr	36	10	8	18	101
16	Connor Hurley	35	6	12	18	56
25	Dylan Malmquist	35	11	6	17	57

##	Goals	GP	G	A	Pts	Sh
14	Thomas DiPauli	36	13	18	31	128
22	Mario Lucia	36	12	12	24	99
10	Anders Bjork	34	11	22	33	88
25	Dylan Malmquist	35	11	6	17	57
26	Steven Fogarty	36	10	13	23	82
12	Sam Herr	36	10	8	18	101
3	Jordan Gross	36	9	22	31	113
18	Jake Evans	36	8	25	33	51
16	Connor Hurley	35	6	12	18	56
15	Andrew Oglevie	30	5	4	9	56

##	Power-Play Goals	GP	PPG
22	Mario Lucia	36	5
18	Jake Evans	36	4
10	Anders Bjork	34	3
12	Sam Herr	36	3
14	Thomas DiPauli	36	3
3	Jordan Gross	36	2
25	Dylan Malmquist	35	2
16	Connor Hurley	35	2

##	Short-Handed Goals	GP	SHG
20	Justin Wade	33	1

##	Game-Winning Goals	GP	GWG
12	Sam Herr	36	4
15	Andrew Oglevie	30	2
25	Dylan Malmquist	35	2
14	Thomas DiPauli	36	2
22	Mario Lucia	36	2

##	Plus/Minus	GP	+/-
10	Anders Bjork	34	+27
3	Jordan Gross	36	+16
18	Jake Evans	36	+15
14	Thomas DiPauli	36	+13
24	Luke Ripley	36	+11
25	Dylan Malmquist	35	+11
27	Bobby Nardella	34	+10
15	Andrew Oglevie	30	+9
6	Andy Ryan	36	+8
16	Connor Hurley	35	+8

##	Assists	GP	G	A	Pts	Sh
18	Jake Evans	36	8	25	33	51
10	Anders Bjork	34	11	22	33	88
3	Jordan Gross	36	9	22	31	113
27	Bobby Nardella	34	4	20	24	68
14	Thomas DiPauli	36	13	18	31	128
26	Steven Fogarty	36	10	13	23	82
22	Mario Lucia	36	12	12	24	99
16	Connor Hurley	35	6	12	18	56
12	Sam Herr	36	10	8	18	101
4	Dennis Gilbert	36	2	8	10	53

##	Shots	GP	G	A	Pts	Sh	Sh%
14	Thomas DiPauli	36	13	18	31	128	.102
3	Jordan Gross	36	9	22	31	113	.080
12	Sam Herr	36	10	8	18	101	.099
22	Mario Lucia	36	12	12	24	99	.121
10	Anders Bjork	34	11	22	33	88	.125
26	Steven Fogarty	36	10	13	23	82	.122
27	Bobby Nardella	34	4	20	24	68	.059
25	Dylan Malmquist	35	11	6	17	57	.193
16	Connor Hurley	35	6	12	18	56	.107
15	Andrew Oglevie	30	5	4	9	56	.089

##	Shot Pct.	GP	G	A	Pts	Sh	Sh%
2	Tony Bretzman	8	1	0	1	5	.200
25	Dylan Malmquist	35	11	6	17	57	.193
9	Dawson Cook	31	3	1	4	16	.188
18	Jake Evans	36	8	25	33	51	.157
10	Anders Bjork	34	11	22	33	88	.125
26	Steven Fogarty	36	10	13	23	82	.122
22	Mario Lucia	36	12	12	24	99	.121
16	Connor Hurley	35	6	12	18	56	.107
14	Thomas DiPauli	36	13	18	31	128	.102
12	Sam Herr	36	10	8	18	101	.099

##	Penalties	GP	Pen	Min
24	Luke Ripley	36	18	47
4	Dennis Gilbert	36	17	34
26	Steven Fogarty	36	13	26
12	Sam Herr	36	12	24
3	Jordan Gross	36	11	30
20	Justin Wade	33	11	22
18	Jake Evans	36	9	29
27	Bobby Nardella	34	9	18
21	Joe Wegwerth	30	9	18
6	Andy Ryan	36	9	43

##	Penalty Minutes	GP	Pen	Min
24	Luke Ripley	36	18	47
6	Andy Ryan	36	9	43
4	Dennis Gilbert	36	17	34
3	Jordan Gross	36	11	30
18	Jake Evans	36	9	29
26	Steven Fogarty	36	13	26
25	Dylan Malmquist	35	7	25
12	Sam Herr	36	12	24
20	Justin Wade	33	11	22
21	Joe Wegwerth	30	9	18

Date	Opponent		Score	Shots	Overall	Conf	Time	Att.	Goalie of record
Oct 16	at Penn State	W	7-4	24/36	1-0-0	0-0-0	2:07	6103	Cal Petersen
Oct 17	at Penn State	L	3-5	33/39	1-1-0	0-0-0	2:15	6150	Cal Petersen
Oct 23	#5 MINNESOTA DULUTH	Tot	3-3	29/42	1-1-1	0-0-0	2 HRS	3751	Cal Petersen
Oct 24	#5 MINNESOTA DULUTH	Tot	3-3	30/42	1-1-2	0-0-0	2 HRS	3781	Cal Petersen
* Oct 31	at UConn	W	2-1	30/15	2-1-2	1-0-0	2:05	5190	Cal Petersen
*# Nov 01	vs UConn	W	8-2	37/21	3-1-2	2-0-0	1hr55	3014	Cal Petersen
Nov 06	MINNESOTA	W	4-3	38/34	4-1-2	2-0-0	2:15	5022	Cal Petersen
Nov 07	MINNESOTA	L	1-4	29/26	4-2-2	2-0-0	2:20	5022	Cal Petersen
* Nov 12	NORTHEASTERN	W	3-2	31/25	5-2-2	3-0-0	2:20	4418	Cal Petersen
* Nov 13	NORTHEASTERN	Tot	2-2	25/34	5-2-3	3-0-1	2:15	5022	Cal Petersen
* Nov 20	at #5 UMass Lowell	Tot	2-2	28/34	5-2-4	3-0-2	2:26	5141	Cal Petersen
* Nov 21	at #5 UMass Lowell	L	1-3	36/16	5-3-4	3-1-2	2:06	5868	Cal Petersen
Nov 27	#8 HARVARD	L	1-4	30/26	5-4-4	3-1-2	2:05	5379	Cal Petersen
Nov 28	WESTERN MICHIGAN	W	3-1	42/32	6-4-4	3-1-2	2:10	5022	Cal Petersen
* Dec 04	UMASS	W	3-1	30/28	7-4-4	4-1-2	2:10	4842	Cal Petersen
* Dec 05	UMASS	W	5-1	34/29	8-4-4	5-1-2	2:15	5022	Cal Petersen
* Dec 10	at #3 Boston College	W	4-3	39/26	9-4-4	6-1-2		4863	Cal Petersen
Jan 01	at #16 Denver	Tot	1-1	27/50	9-4-5	6-1-2	2:38	5296	Cal Petersen
Jan 02	at #16 Denver	Tot	2-2	25/45	9-4-6	6-1-2	2:45	5891	Cal Petersen
Jan 08	WESTERN MICHIGAN	W	7-1	46/19	10-4-6	6-1-2	2 HRS	5027	Cal Petersen
Jan 09	at Western Michigan	Tot	3-3	30/39	10-4-7	6-1-2	2:48	3342	Cal Petersen
* Jan 15	MERRIMACK	W	7-2	28/27	11-4-7	7-1-2	2:20	4656	Cal Petersen
* Jan 16	MERRIMACK	W	5-1	45/17	12-4-7	8-1-2	2:10	4665	Cal Petersen
* Jan 22	at New Hampshire	W	5-1	40/26	13-4-7	9-1-2	2:00	4292	Cal Petersen
* Jan 23	at New Hampshire	W	3-2	29/24	14-4-7	10-1-2	2:15	5991	Cal Petersen
* Jan 29	#5 BOSTON COLLEGE	L	0-4	28/39	14-5-7	10-2-2	2 HRS	5372	Cal Petersen
* Feb 05	at Vermont	W	2-1	30/24	15-5-7	11-2-2	2:05	4007	Cal Petersen
* Feb 06	at Vermont	W	3-1	27/39	16-5-7	12-2-2	2:06	4007	Cal Petersen
* Feb 12	MAINE	W	4-1	43/22	17-5-7	13-2-2	2:20	5022	Cal Petersen
* Feb 13	MAINE	W	5-1	35/41	18-5-7	14-2-2	2:15	5022	Cal Petersen
* Feb 19	at #5 Providence	Lot	2-3	22/38	18-6-7	14-3-2	2:25	3033	Cal Petersen
* Feb 20	at #5 Providence	L	1-3	35/31	18-7-7	14-4-2	1:17	3232	Cal Petersen
* Feb 26	#9 BOSTON UNIVERSITY	L	2-3	35/24	18-8-7	14-5-2	2:15	5022	Cal Petersen
* Feb 27	#9 BOSTON UNIVERSITY	W	1-0	28/39	19-8-7	15-5-2	2:20	5022	Cal Petersen
Mar 11	NORTHEASTERN	L	1-3	21/22	19-9-7	15-5-2	2:01	3698	Cal Petersen
Mar 12	NORTHEASTERN	L	4-6	29/34	19-10-7	15-5-2	2:16	4200	Cal Petersen

Team Record	W-L-T	Attendance	Dates	Total	Avg.
Overall:	19-10-7	Total:	36	170407	4734
Conference:	15-5-2	Home:	20	94987	4749
Home:	11-6-3	Away:	15	72406	4827
Away:	7-4-4	Neutral:	1	3014	3014
Neutral:	1-0-0				
Overtime:	0-1-7				



## FIGHTING IRISH

Opponent	Date	Score	2 BRETZMAN,T	3 GROSS,JORD	4 GILBERT,DEN	6 RYAN,ANDY	8 OSTLIE,BEN	9 COOK,DAWS	10 BJORK,ANDE	12 HERR,SAM	14 DIPAULI,THO	15 OGLEVIE,AN	16 HURLEY,CON
at PSU	Oct 16	7-4 W	0-0-0	0-2-2	0-1-1	2-0-2	0-0-0	DNP	0-2-2	0-3-3	1-0-1	0-0-0	0-1-1
at PSU	Oct 17	3-5 L	0-0-0	0-1-1	0-0-0	0-0-0	1-0-1	DNP	0-1-1	0-0-0	0-1-1	DNP	0-0-0
UMD	Oct 23	3-3 t	DNP	0-1-1	0-0-0	0-0-0	0-0-0	DNP	0-0-0	1-0-1	0-0-0	0-0-0	0-0-0
UMD	Oct 24	3-3 t	DNP	0-0-0	0-0-0	0-0-0	0-0-0	0-0-0	0-1-1	0-0-0	1-0-1	0-1-1	0-0-0
at UCONN	Oct 31	2-1 W	DNP	1-0-1	0-1-1	0-0-0	0-0-0	0-0-0	0-0-0	1-0-1	0-0-0	0-0-0	DNP
vs UCONN	Nov 01	8-2 W	1-0-1	0-0-0	0-2-2	0-1-1	0-0-0	0-0-0	1-0-1	0-0-0	1-3-4	0-1-1	0-3-3
MINN	Nov 06	4-3 W	DNP	2-0-2	0-1-1	0-0-0	0-0-0	0-0-0	1-2-3	0-0-0	0-1-1	0-0-0	0-0-0
MINN	Nov 07	1-4 L	DNP	0-0-0	0-0-0	0-0-0	0-0-0	0-0-0	0-1-1	0-0-0	1-0-1	0-0-0	0-0-0
NU	Nov 12	3-2 W	0-0-0	2-0-2	0-0-0	0-0-0	DNP	0-0-0	0-0-0	0-1-1	0-0-0	1-0-1	0-0-0
NU	Nov 13	2-2 t	DNP	0-0-0	0-0-0	0-0-0	0-0-0	DNP	0-1-1	0-0-0	0-2-2	0-0-0	1-0-1
at UML	Nov 20	2-2 t	0-0-0	0-0-0	1-0-1	0-0-0	0-0-0	0-0-0	1-0-1	0-0-0	0-0-0	0-0-0	0-0-0
at UML	Nov 21	1-3 L	0-0-0	0-0-0	0-0-0	0-0-0	0-0-0	DNP	0-0-0	0-0-0	1-0-1	0-0-0	0-1-1
HARV	Nov 27	1-4 L	0-0-0	0-0-0	0-0-0	0-0-0	DNP	0-0-0	0-0-0	0-0-0	0-0-0	0-0-0	0-0-0
WMU	Nov 28	3-1 W	DNP	0-0-0	0-0-0	0-2-2	0-0-0	1-0-1	0-1-1	1-0-1	1-0-1	0-0-0	0-0-0
UMASS	Dec 04	3-1 W	DNP	0-2-2	0-0-0	0-1-1	0-0-0	1-0-1	0-1-1	0-0-0	1-0-1	0-0-0	0-0-0
UMASS	Dec 05	5-1 W	0-0-0	0-1-1	0-0-0	0-1-1	0-0-0	0-0-0	2-0-2	0-1-1	0-2-2	0-0-0	1-1-2
at BC	Dec 10	4-3 W	DNP	1-1-2	1-1-2	0-0-0	DNP	0-1-1	0-1-1	0-0-0	0-0-0	1-0-1	0-0-0
at DEN	Jan 01	1-1 t	DNP	0-0-0	0-0-0	0-1-1	0-0-0	0-0-0	DNP	0-0-0	0-0-0	0-0-0	1-0-1
at DEN	Jan 02	2-2 t	DNP	0-1-1	0-0-0	0-0-0	0-0-0	0-0-0	DNP	1-0-1	1-0-1	0-0-0	0-0-0
WMU	Jan 08	7-1 W	DNP	0-0-0	0-2-2	0-1-1	0-1-1	1-0-1	1-0-1	1-0-1	0-1-1	1-0-1	0-1-1
at WMU	Jan 09	3-3 t	DNP	0-1-1	0-0-0	0-0-0	0-0-0	0-0-0	1-0-1	0-1-1	0-0-0	0-1-1	0-0-0
MER	Jan 15	7-2 W	DNP	1-2-3	0-0-0	0-0-0	DNP	0-0-0	1-2-3	0-1-1	0-0-0	2-1-3	0-0-0
MER	Jan 16	5-1 W	DNP	0-0-0	0-0-0	0-0-0	DNP	0-0-0	1-2-3	2-0-2	0-1-1	0-0-0	0-0-0
at UNH	Jan 22	5-1 W	DNP	0-2-2	0-0-0	0-0-0	DNP	0-0-0	1-0-1	1-0-1	0-2-2	0-0-0	1-1-2
at UNH	Jan 23	3-2 W	DNP	0-1-1	0-0-0	0-1-1	DNP	0-0-0	0-1-1	0-0-0	1-1-2	0-0-0	0-0-0
BC	Jan 29	0-4 L	DNP	0-0-0	0-0-0	0-0-0	DNP	0-0-0	0-0-0	0-0-0	0-0-0	0-0-0	0-0-0
at UVM	Feb 05	2-1 W	DNP	0-2-2	0-0-0	0-0-0	DNP	0-0-0	0-0-0	0-0-0	1-1-2	0-0-0	0-0-0
at UVM	Feb 06	3-1 W	DNP	1-1-2	0-0-0	0-0-0	0-0-0	0-0-0	0-1-1	1-0-1	0-0-0	DNP	0-1-1
MAINE	Feb 12	4-1 W	DNP	0-0-0	0-0-0	0-0-0	0-0-0	0-0-0	0-1-1	0-1-1	2-1-3	DNP	0-1-1
MAINE	Feb 13	5-1 W	DNP	0-1-1	0-0-0	0-0-0	0-0-0	0-0-0	1-0-1	1-0-1	0-1-1	DNP	1-0-1
at PC	Feb 19	2-3 L	DNP	0-0-0	0-0-0	0-0-0	0-0-0	0-0-0	0-2-2	0-0-0	0-0-0	DNP	0-0-0
at PC	Feb 20	1-3 L	DNP	0-0-0	0-0-0	0-0-0	0-0-0	0-0-0	0-0-0	0-0-0	0-0-0	DNP	0-0-0
BU	Feb 26	2-3 L	DNP	0-2-2	0-0-0	0-0-0	DNP	0-0-0	0-0-0	0-0-0	0-0-0	0-0-0	1-0-1
BU	Feb 27	1-0 W	DNP	0-1-1	0-0-0	0-0-0	0-0-0	0-0-0	0-1-1	0-0-0	0-0-0	0-0-0	0-0-0
NU	Mar 11	1-3 L	DNP	1-0-1	0-0-0	0-0-0	0-0-0	0-0-0	0-0-0	0-0-0	0-0-0	0-0-0	0-0-0
NU	Mar 12	4-6 L	DNP	0-0-0	0-0-0	0-0-0	0-0-0	0-0-0	0-1-1	0-0-0	1-1-2	0-0-0	0-2-2

Opponent	Date	Score	18 EVANS,JAKE	20 WADE,JUSTI	21 WEGWERTH,	22 LUCIA,MARIO	24 RIPLEY,LUKE	25 MALMQUIST,	26 FOGARTY,ST	27 NARDELLA,B	28 JENKINS,JAC	29 BRAUER,BO	33 KATUNAR,CH
at PSU	Oct 16	7-4 W	0-0-0	0-0-0	0-0-0	1-2-3	0-0-0	0-1-1	3-1-4	0-0-0	DNP	DNP	DNP
at PSU	Oct 17	3-5 L	0-2-2	0-0-0	0-0-0	1-0-1	0-0-0	1-0-1	0-0-0	0-1-1	0-0-0	DNP	DNP
UMD	Oct 23	3-3 t	0-0-0	1-0-1	0-0-0	0-0-0	0-0-0	0-0-0	0-2-2	1-0-1	0-0-0	DNP	DNP
UMD	Oct 24	3-3 t	0-1-1	0-0-0	0-0-0	0-0-0	0-0-0	2-0-2	0-0-0	0-2-2	DNP	DNP	DNP
at UCONN	Oct 31	2-1 W	0-0-0	0-0-0	0-0-0	0-2-2	0-0-0	0-0-0	0-1-1	0-0-0	0-0-0	DNP	DNP
vs UCONN	Nov 01	8-2 W	1-1-2	DNP	1-0-1	0-1-1	0-0-0	1-0-1	1-0-1	1-0-1	DNP	DNP	DNP
MINN	Nov 06	4-3 W	0-3-3	0-0-0	0-0-0	0-0-0	0-1-1	1-0-1	0-0-0	0-0-0	DNP	DNP	DNP
MINN	Nov 07	1-4 L	0-0-0	0-1-1	0-0-0	0-0-0	0-0-0	0-0-0	0-0-0	0-0-0	DNP	DNP	DNP
NU	Nov 12	3-2 W	0-2-2	0-0-0	0-0-0	0-0-0	0-0-0	0-1-1	0-1-1	DNP	DNP	0-0-0	DNP
NU	Nov 13	2-2 t	1-0-1	0-1-1	0-0-0	0-0-0	0-0-0	0-0-0	0-0-0	0-0-0	0-0-0	DNP	DNP
at UML	Nov 20	2-2 t	0-1-1	DNP	0-0-0	0-1-1	0-0-0	DNP	0-1-1	0-1-1	0-0-0	DNP	DNP
at UML	Nov 21	1-3 L	0-0-0	DNP	0-0-0	0-0-0	0-0-0	0-1-1	0-0-0	0-0-0	0-0-0	DNP	DNP
HARV	Nov 27	1-4 L	0-1-1	0-0-0	DNP	1-0-1	0-0-0	0-0-0	0-0-0	0-1-1	0-0-0	DNP	0-0-0
WMU	Nov 28	3-1 W	0-0-0	0-0-0	0-1-1	0-0-0	0-1-1	0-0-0	0-0-0	0-0-0	DNP	DNP	DNP
UMASS	Dec 04	3-1 W	0-0-0	0-0-0	0-1-1	0-1-1	0-0-0	0-0-0	1-0-1	0-0-0	DNP	DNP	DNP
UMASS	Dec 05	5-1 W	0-1-1	0-0-0	0-0-0	0-1-1	0-1-1	1-0-1	1-0-1	DNP	DNP	DNP	DNP
at BC	Dec 10	4-3 W	0-1-1	0-0-0	0-1-1	0-0-0	0-0-0	0-0-0	0-0-0	0-1-1	1-0-1	DNP	DNP
at DEN	Jan 01	1-1 t	0-0-0	0-0-0	0-0-0	0-0-0	0-1-1	0-0-0	0-0-0	0-0-0	0-0-0	DNP	DNP
at DEN	Jan 02	2-2 t	0-0-0	0-0-0	0-0-0	0-0-0	0-0-0	0-0-0	0-0-0	0-1-1	0-0-0	DNP	DNP
WMU	Jan 08	7-1 W	0-2-2	0-0-0	DNP	1-0-1	0-0-0	1-2-3	1-1-2	0-1-1	0-1-1	DNP	0-0-0
at WMU	Jan 09	3-3 t	1-0-1	0-0-0	DNP	0-0-0	0-0-0	1-0-1	0-0-0	0-2-2	0-0-0	DNP	DNP
MER	Jan 15	7-2 W	1-1-2	0-1-1	0-0-0	1-1-2	0-0-0	0-0-0	0-2-2	1-2-3	0-0-0	DNP	DNP
MER	Jan 16	5-1 W	0-3-3	0-0-0	0-0-0	1-0-1	0-0-0	0-0-0	0-0-0	1-1-2	0-0-0	DNP	DNP
at UNH	Jan 22	5-1 W	0-1-1	0-0-0	0-0-0	2-1-3	0-0-0	0-0-0	0-1-1	0-2-2	0-0-0	DNP	DNP
at UNH	Jan 23	3-2 W	1-0-1	0-0-0	0-0-0	1-0-1	0-0-0	0-0-0	0-1-1	0-1-1	0-0-0	DNP	DNP
BC	Jan 29	0-4 L	0-0-0	0-0-0	0-0-0	0-0-0	0-0-0	0-0-0	0-0-0	0-0-0	0-0-0	DNP	DNP
at UVM	Feb 05	2-1 W	0-0-0	0-0-0	0-0-0	0-0-0	0-0-0	0-0-0	1-1-2	0-0-0	0-0-0	DNP	DNP
at UVM	Feb 06	3-1 W	1-1-2	0-0-0	0-0-0	0-0-0	0-0-0	0-0-0	0-0-0	0-1-1	0-0-0	DNP	DNP
MAINE	Feb 12	4-1 W	0-1-1	0-0-0	0-0-0	1-1-2	0-0-0	0-0-0	0-0-0	0-0-0	1-0-1	DNP	DNP
MAINE	Feb 13	5-1 W	1-2-3	0-1-1	0-0-0	0-0-0	0-1-1	1-0-1	0-0-0	0-1-1	0-1-1	DNP	DNP
at PC	Feb 19	2-3 L	1-0-1	0-0-0	0-0-0	0-0-0	0-1-1	1-0-1	0-1-1	0-0-0	0-0-0	DNP	DNP
at PC	Feb 20	1-3 L	0-0-0	0-1-1	0-0-0	0-0-0	0-0-0	0-0-0	1-0-1	0-0-0	0-0-0	DNP	DNP
BU	Feb 26	2-3 L	0-0-0	0-0-0	0-0-0	0-0-0	0-0-0	0-1-1	1-0-1	0-1-1	0-0-0	DNP	DNP
BU	Feb 27	1-0 W	0-0-0	0-0-0	DNP	0-0-0	0-0-0	1-0-1	0-0-0	0-0-0	0-0-0	DNP	DNP
NU	Mar 11	1-3 L	0-0-0	0-0-0	DNP	0-1-1	0-0-0	0-0-0	0-0-0	0-1-1	0-0-0	DNP	DNP
NU	Mar 12	4-6 L	0-1-1	0-1-1	DNP	2-0-2	1-0-1	0-0-0	0-0-0	0-0-0	0-0-0	DNP	DNP

## Cal Petersen Game-by-Game

Date	Opponent	Score	Minutes	GA	GAAvg	Saves	Save%	W	L	T	PP	SH	EN	PN	SO
Oct 16, 2015	at Penn State	7-4	60:00	4	4.00	32	.889	1	0	0	1	0	0	0	0
Oct 17, 2015	at Penn State	3-5	59:03	4	4.03	34	.892	1	1	0	2	0	0	0	0
Oct 23, 2015	MINNESOTA DULUTH	3-3	65:00	3	3.59	39	.905	1	1	1	0	0	0	0	0
Oct 24, 2015	MINNESOTA DULUTH	3-3	65:00	3	3.37	39	.911	1	1	2	0	0	0	0	0
Oct 31, 2015	at UConn	2-1	60:00	1	2.91	14	.913	2	1	2	0	0	0	0	0
Nov 01, 2015	vs UConn	8-2	60:00	2	2.76	19	.912	3	1	2	0	0	0	0	0
Nov 06, 2015	MINNESOTA	4-3	60:00	3	2.80	31	.912	4	1	2	2	0	0	0	0
Nov 07, 2015	MINNESOTA	1-4	57:56	3	2.83	22	.909	4	2	2	0	0	0	0	0
Nov 12, 2015	NORTHEASTERN	3-2	60:00	2	2.74	23	.910	5	2	2	0	0	0	0	0
Nov 13, 2015	NORTHEASTERN	2-2	65:00	2	2.65	32	.913	5	2	3	1	0	0	0	0
Nov 20, 2015	at UMass Lowell	2-2	65:00	2	2.57	32	.916	5	2	4	1	0	0	0	0
Nov 21, 2015	at UMass Lowell	1-3	57:31	2	2.53	13	.914	5	3	4	2	0	0	0	0
Nov 27, 2015	HARVARD	1-4	53:52	4	2.66	19	.909	5	4	4	3	0	0	0	0
Nov 28, 2015	WESTERN MICHIGAN	3-1	59:24	1	2.55	31	.913	6	4	4	1	0	0	0	0
Dec 04, 2015	UMASS	3-1	59:54	1	2.45	27	.917	7	4	4	0	0	0	0	0
Dec 05, 2015	UMASS	5-1	59:56	1	2.36	28	.920	8	4	4	0	0	0	0	0
Dec 10, 2015	at Boston College	4-3	60:00	3	2.39	23	.918	9	4	4	0	0	0	0	0
Jan 01, 2016	at Denver	1-1	64:49	1	2.31	49	.923	9	4	5	0	0	0	0	0
Jan 02, 2016	at Denver	2-2	63:45	2	2.28	43	.926	9	4	6	1	0	0	0	0
Jan 08, 2016	WESTERN MICHIGAN	7-1	52:24	1	2.23	17	.926	10	4	6	1	0	0	0	0
Jan 09, 2016	at Western Michigan	3-3	65:00	3	2.26	36	.926	10	4	7	0	0	0	0	0
Jan 15, 2016	MERRIMACK	7-2	55:48	2	2.26	24	.926	11	4	7	0	0	0	0	0
Jan 16, 2016	MERRIMACK	5-1	59:44	1	2.20	16	.927	12	4	7	0	0	0	0	0
Jan 22, 2016	at New Hampshire	5-1	59:39	1	2.15	25	.928	13	4	7	0	0	0	1	0
Jan 23, 2016	at New Hampshire	3-2	59:34	2	2.15	22	.927	14	4	7	1	0	0	0	0
Jan 29, 2016	BOSTON COLLEGE	0-4	60:00	4	2.22	35	.926	14	5	7	1	0	0	0	0
Feb 05, 2016	at Vermont	2-1	60:00	1	2.17	23	.927	15	5	7	0	0	0	0	0
Feb 06, 2016	at Vermont	3-1	60:00	1	2.13	38	.929	16	5	7	0	0	0	0	0
Feb 12, 2016	MAINE	4-1	60:00	1	2.09	21	.930	17	5	7	0	0	0	0	0
Feb 13, 2016	MAINE	5-1	59:52	1	2.06	40	.932	18	5	7	0	0	0	0	0
Feb 19, 2016	at Providence	2-3	61:23	3	2.09	35	.931	18	6	7	1	0	0	0	0
Feb 20, 2016	at Providence	1-3	58:03	3	2.12	28	.930	18	7	7	1	0	0	0	0
Feb 26, 2016	BOSTON UNIVERSITY	2-3	57:32	3	2.15	21	.929	18	8	7	1	0	0	0	0
Feb 27, 2016	BOSTON UNIVERSITY	1-0	60:00	0	2.08	39	.932	19	8	7	0	0	0	0	0
Mar 11, 2016	NORTHEASTERN	1-3	59:25	2	2.08	19	.931	19	9	7	0	0	0	0	0
Mar 12, 2016	NORTHEASTERN	4-6	58:59	6	2.19	28	.928	19	10	7	2	0	0	0	0
Totals			2163:33	79	2.19	1017	.928	19	10	7	22	0	0	1	0

## Chad Katunar Game-by-Game

Date	Opponent	Score	Minutes	GA	GAAvg	Saves	Save%	W	L	T	PP	SH	EN	PN	SO
Nov 27, 2015	HARVARD	1-4	6:08	0	0.00	3	1.000	0	0	0	0	0	0	0	0
Jan 08, 2016	WESTERN MICHIGAN	7-1	7:29	0	0.00	1	1.000	0	0	0	0	0	0	0	0
Totals			13:37	0	0.00	4	1.000	0	0	0	0	0	0	0	0

## Nick Stasack Game-by-Game

Date	Opponent	Score	Minutes	GA	GAAvg	Saves	Save%	W	L	T	PP	SH	EN	PN	SO
Jan 15, 2016	MERRIMACK	7-2	4:12	0	0.00	1	1.000	0	0	0	0	0	0	0	0
Totals			4:12	0	0.00	1	1.000	0	0	0	0	0	0	0	0



### Hockey Game Box Score (Final)

#### Notre Dame vs Penn State (Oct 16, 2015 at University Park, Pa.)

Notre Dame (1-0-0) vs. Penn State (1-1-0)  
Date: Oct 16, 2015 • Location: University Park, Pa. • Arena: Pegula Ice Arena  
Attendance: 6103 • Start time: 7:07 pm • End time: 9:14 pm • Total time: 2:07

Prd	Time	Team	Scored by	Assists	Vis. on ice	Home on ice	Goals by Period
1	1st	07:26	ND	EV Thomas DiPaulli/1	Jordan Gross/1	14,3,16,10,4	15,13,8,22,5
2	1st	10:22	PSU	PP Richard, Dylan/1	Dennis Gilbert/1	3,4,26,12	12,15,24,14,20
3	1st	12:33	ND	EV Andy Ryan/1	Loik, Curtis/3	6,10,14,20,16	9,11,5,28,22
4	1st	16:00	ND	EV Steven Fogarty/1	Anders Bjork/1	26,12,20,22,6	15,27,26,21,2
5	2nd	07:04	ND	EV Steven Fogarty/2	Sam Herr/2	26,12,3,4,22	16,20,26,14,12
6	2nd	17:42	ND	EV Steven Fogarty/3	Mario Lucia/2	26,22,12,6,3	24,20,28,9,11
7	2nd	17:54	PSU	EV Marsh, Alec/1	Goodwin, David/3	16,14,6,20,10	28,9,11,24,20
8	2nd	18:40	PSU	EV Richard, Dylan/3	Glen, David/1	14,6,18,24,21	12,20,14,16,24
9	3rd	01:40	ND	EV Mario Lucia/1	Autio, Erik/1	22,26,3,4,12	2,26,14,16,12
10	3rd	03:57	ND	EV Andy Ryan/2	Steven Fogarty/1	6,10,16,20,15	9,28,11,24,10
11	3rd	06:00	PSU	EV Marsh, Alec/2	Jordan Gross/2	12,3,4,22,26	28,11,9,5,22
					Dylan Malmquist/1		
					Glen, David/2		

#	Notre Dame	1	2	3	OT	+	-	BI
1	Tony Bretzman	0	1	0	1	0	1	0
3	Jordan Gross	0	1	0	1	+3	1	
4	Dennis Gilbert	0	0	1	1	+2	0	
6	Andy Ryan	1	0	1	2	+2	1	
8	Ben Ostlie	0	1	0	1	0	0	
10	Anders Bjork	0	1	1	2	+2	0	
12	Sam Herr	0	1	0	1	+3	1	
14	Thomas DiPaulli	1	0	1	2	0	3	
15	Andrew Ogilvie	0	0	0	+1	1	1	
16	Connor Hurley	0	1	1	2	+2	2	
18	Jake Evans	2	0	0	2	-1	0	
20	Justin Wade	2	0	0	2	+2	2	
21	Joe Wegwerth	0	0	0	0	-1	0	
22	Mario Lucia	0	1	1	2	+3	1	
24	Luke Ripley	0	0	0	0	-1	1	
25	Dylan Malmquist	0	1	1	2	0	0	
26	Steven Fogarty	1	2	0	3	+3	1	
27	Bobby Nardella	0	0	0	0	0	1	
33	Chad Katunar	dnp						
35	Nick Stastack	dnp						
Totals		7	10	7	24	+20	16	

#	Penn State	1	2	3	OT	+	-	BI
2	Variety, Connor	0	1	0	1	-2	0	
5	Kerr, Kevin	0	0	0	0	-1	1	
8	Berger, Chase	2	0	0	2	-1	0	
9	Goodwin, David	3	0	1	4	-1	1	
10	Hamilton, Derian	0	0	0	0	-1	0	
11	Glen, David	0	0	2	2	-1	0	
12	Richard, Dylan	1	1	0	2	-1	0	
13	Brooks, Kenny	0	0	0	0	-1	0	
14	Okczyk, Tommy	3	0	3	-1	0	0	
15	Loik, Curtis	2	0	2	4	-2	1	
16	Sturtz, Andrew	0	0	1	1	-1	0	
20	Autio, Erik	0	0	1	1	0	0	
21	DeRosa, Ricky	0	2	2	4	-1	0	
22	Thompson, David	0	1	0	1	-1	2	
24	Pedrie, Vince	2	0	2	4	0	0	
26	Williamson, Mike	1	1	1	3	-3	0	
27	Mendelson, Matt	1	0	0	1	-1	2	
28	Marsh, Alec	1	1	1	3	-1	0	
34	McAdam, Eamon	dnp						
Totals		16	7	13	36	-20	7	

## GOALTENDERS

#	Notre Dame	Dec	Min	GA	1	2	3	Saves
40	Cal Petersen	W	60:00	4	15	5	12	32

## PENALTY SUMMARY

Prd	Player	Team	MinOffense	Time
1st	Justin Wade	ND	2:Shooting	07:33 PP
1st	Bobby Nardella	ND	2:Slashing	18:21 PP

Win-Cal Petersen (1-0-0). Loss-Skoff, Matthew (0-1-0).

### Hockey Game Box Score (Final)

#### Notre Dame vs Penn State (Oct 17, 2015 at University Park, Pa.)

Notre Dame (1-1-0) vs. Penn State (2-1-0)  
Date: Oct 17, 2015 • Location: University Park, Pa. • Arena: Pegula Ice Arena  
Attendance: 6150 • Start time: 3:07 pm • End time: 5:22 pm • Total time: 2:15

Prd	Time	Team	Scored by	Assists	Vis. on ice	Home on ice	Goals by Period
1	1st	01:58	ND	EV Ben Ostlie/1	Jake Evans/1	18,18,4,3,21	13,20,15,8,24
2	1st	08:34	PSU	EV Thompson, David/1	Jordan Gross/3	12,22,20,26,6	22,13,15,5,8
3	2nd	07:38	ND	PP Dylan Malmquist/1	Loik, Curtis/4	25,27,14,10,18	5,22,14,12,26
4	2nd	08:15	PSU	PP Berger, Chase/2	Bobby Nardella/1	6,26,20	8,13,5,9,15
5	2nd	09:49	PSU	PP Marsh, Alec/3	Brooks, Kenny/4	6,16,8,20	28,9,11,9,11
6	2nd	10:36	PSU	EV DeRosa, Ricky/2	Thompson, David/1	4,26,22,3,12	21,27,24,16,20
7	2nd	12:40	ND	PP Mario Lucia/2	Kerr, Kevin/2	18,27,10,22,14	13,8,20,2
8	3rd	19:47	PSU	EN Loik, Curtis/2	Anders Bjork/3	12,26,27,22,4	15,9,14,20,24

#	Notre Dame	1	2	3	OT	+	-	BI
2	Tony Bretzman	0	0	0	0	0	3	
3	Jordan Gross	1	1	1	3	0	1	
4	Dennis Gilbert	0	0	0	0	0	1	
6	Andy Ryan	0	0	0	0	-1	1	
8	Ben Ostlie	1	0	2	3	+1	0	
10	Anders Bjork	1	1	1	3	0	0	
12	Sam Herr	0	2	1	3	-2	0	
14	Thomas DiPaulli	1	2	1	4	0	1	
16	Connor Hurley	0	0	1	1	0	0	
18	Jake Evans	1	0	1	1	+1	0	
20	Justin Wade	1	0	0	1	-1	0	
21	Joe Wegwerth	0	0	1	1	+1	0	
22	Mario Lucia	0	2	1	3	-2	0	
24	Luke Ripley	2	0	0	2	0	1	
25	Dylan Malmquist	0	1	0	1	0	0	
26	Steven Fogarty	0	1	3	4	-2	2	
27	Bobby Nardella	0	0	1	1	0	1	
28	Jack Jenkins	0	1	0	1	2	0	
33	Chad Katunar	dnp						
35	Nick Stastack	dnp						
Totals		9	10	14	33	-5	11	

#	Penn State	1	2	3	OT	+	-	BI
2	Variety, Connor	0	0	0	0	0	0	
5	Kerr, Kevin	1	0	0	1	+1	1	
8	Berger, Chase	2	1	1	4	0	1	
9	Goodwin, David	0	0	1	1	0	0	
10	Hamilton, Derian	1	0	0	1	0	0	
11	Glen, David	1	1	1	3	0	0	
12	Richard, Dylan	0	0	0	0	0	0	
13	Brooks, Kenny	4	2	0	6	0	0	
14	Okczyk, Tommy	1	0	1	2	0	0	
15	Loik, Curtis	1	0	1	1	0	1	
16	Sturtz, Andrew	1	1	0	2	+1	2	
20	Autio, Erik	0	0	2	2	0	1	
21	DeRosa, Ricky	3	0	1	2	+1	0	
22	Thompson, David	3	0	0	3	+1	0	
24	Pedrie, Vince	1	1	1	3	0	1	
26	Williamson, Mike	1	0	0	1	0	0	
27	Mendelson, Matt	0	1	0	1	+1	0	
28	Marsh, Alec	0	1	0	1	2	0	
31	Skoff, Matthew	dnp						
33	Funkley, Chris	dnp						
Totals		17	10	12	39	+5	7	

## GOALTENDERS

#	Notre Dame	Dec	Min	GA	1	2	3	Saves
40	Cal Petersen	L	59:03	4	16	7	11	34

EMPTY NET

## PENALTY SUMMARY

Prd	Player	Team	MinOffense	Time
2nd	Williamson, Mike	PSU	2:Checking From Behind	05:38 PP
2nd	Neal Pionk	ND	2:Slashing	07:57 PP
2nd	Thomas DiPaulli	ND	2:Delay Off	08:02 PP
2nd	Marsh, Alec	PSU	2:Hooking	11:21 PP
2nd	Brooks, Kenny	PSU	2:Slashing	14:56 PP

Win-McAdam, Eamon (2-0-0). Loss-Cal Petersen (1-1-0).

Referee's signature

### Hockey Game Box Score (Final)

#### #5 Minnesota Duluth vs Notre Dame (Oct 23, 2015 at Notre Dame, Ind.)

Minnesota Duluth (2-1-1, 0-0-0 NCHC) vs. Notre Dame (1-1-1, 0-0-0 HE)  
Date: Oct 23, 2015 • Location: Notre Dame, Ind. • Arena: Compton Ice Arena  
Attendance: 3751 • Start time: 6:05 PM • End time: 8:05 PM • Total time: 2:HS

Prd	Time	Team	Scored by	Assists	Vis. on ice	Home on ice	Goals by Period
1	1st	06:27	UMD	EV Austin Farley	Tony Cameranesi	11,13,20,4,7	22,6,18,12,24
2	1st	10:09	UMD	EV Alex Iafallo	Karson Kuhlman	15,4,25,22,7	15,24,16,21,6
3	2nd	09:39	ND	SH Justin Wade	William Corrin	25,19,14,5,7	20,26,3,10
4	2nd	13:54	ND	EV Bobby Nardella	-	24,27,4,7,28	27,22,26,12,20
5	3rd	05:27	UMD	EV Austyn Young	Kyle Osterberg	23,22,8,5,3	14,16,10,27,20
6	3rd	07:32	ND	PP Sam Herr	Jared Thomas	8,14,5,7	12,26,3,16,22

#	Minnesota Duluth	1	2	3	OT	+	-	BI
1	Dan Molenar	0	0	0	0	+1	0	
4	Neal Pionk	0	0	2	0	2	0	
5	Willie Corrin	0	2	0	2	+1	1	
2	Andy Wellinski	1	0	1	0	2	0	
8	Kyle Osterberg	0	0	0	0	+1	0	
11	Austin Farley	1	1	1	0	3	+1	
13	Tony Cameranesi	0	2	5	0	7	+1	
14	Alex Iafallo	2	3	0	0	5	0	
15	Willie Raskob	1	0	2	0	3	0	
19	Dominic Tominato	2	3	1	1	7	-1	
20	Karson Kuhlman	0	1	0	0	1	+1	
21	Carson Soucy	2	0	0	2	0	0	
22	Jared Thomas	1	1	1	0	3	+2	
23	Austyn Young	0	1	1	0	2	+1	
24	Charlie Sempair	0	0	0	0	0	-1	
25	Adam Johnson	0	2	1	0	0	0	
27	Cal Decowski	0	0	0	0	0	-1	
28	Sammy Spurrell	0	0	0	0	0	-1	
36	Matt McNeely	dnp						
37	Nick Deery	dnp						
Totals		10	16	15	1	42	+5	9

Date	1	2	3	OT	Tot	+/-	BI	Prd		
								UMD	ND	
Gross	2	2	1	0	5	+1	1	0-2	0-4	(0-6)
Gilbert	0	1	0	0	1	0	2	0-4	0-7	(0-10)
Ryan	1	0	0	0	1	-2	0	0-0	0-0	(1-6)
Ostlie	0	0	0	0	0	0	0	0-1	0-0	(0-0)
Bjork	0	0	0	0	0	0	0	0-0	0-0	(0-0)
Herr	2	0	1	1	4	0	0	0-0	0-1	(1-12)
DiPaulli	0	0	2	0	2	-1	0	Penalties-Minutes by Prd		
Ogilvie	0	0	0	0	0	-1	0	Prd	UMD	ND
Hurley	0	0	0	0	0	-2	0	1st	4-8	7-4
Evans	0	0	0	0	0	-1	0	2nd	1-2	5-21
Wade	0	2	0	1	3	+1	0	3rd	2-4	0-0
Wegwerth	1	0	0	0	1	-1	0	OT	0-0	1-2
Lucia	2	0	2	0	4	0	0	Total	7-14	8-27
Ripley	0	1	2	3	-2	3	2	Three stars:		
Malmquist	0	0	0	0	0	0	0	1. None		
Fogarty	0	0	0	1	1	+2	3	2. None		
Nardella	0	2	2	0	4	0	3	3. None		
Kuhns	0	0	0	0	0	0	0	Officials:		
atask	0	0	0	0	0	0	0	Referee: Jamie Koharski		
								Referee: Stephen Menrache		
								Linesman: Robby Shintani		
								Linesman: Brent Gawlik		
								Scorer: Dan Collier		
	8	10	3	29	6	-10	0			

**Hockey Game Box Score (Final)**  
**Notre Dame vs UConn (Oct 31, 2015 at Hartford, Conn.)**

Notre Dame (2-1-2, 1-0-0) vs. UConn (3-3-0, 1-2-0)

Date: Oct 31, 2015 • Location: Hartford, Conn. • Arena: XL Center  
Attendance: 5190 • Start time: 3:05 pm • End time: 5:10 pm • Total time: 2:05

Prd	Time	Team	Scored by	Assists	Vis. on ice	Home on ice	Goals by Period								
1	2nd	00:16	ND	PP Jordan Gross/1	Mario Lucia/3	3,22,26,4,12	9,2,6,24	ND	1	2	3	Tot			
2	2nd	05:05	UCON	EX Gendron, Miles/2	Dennis Gilbert/2	22,12,4,3,25	9,24,10,27,21,9	UCON	0	1	0	1			
3	3rd	12:36	ND	EV Sam Herr/2	Steven Fogarty/4	12,26,22,24,3	24,5,9,19,3	Shots by Period							
				Mario Lucia/4				ND	1	2	3	Tot			
								UCON	11	8	11	30			
									6	6	3	15			
TEAM SUMMARY															
#	Notre Dame	1	2	3	Tot	+/-	BI	#	UConn	1	2	3	Tot	+/-	BI
1	Jordan Gross	2	1	0	3	0	1	2	Pratt, Derek	0	0	1	1	+1	3
2	Dennis Gilbert	1	1	0	2	-1	2	3	Segalla, Ryan	0	0	0	0	-1	4
4	Andy Ryan	0	1	2	0	1	0	5	Drake, David	1	1	0	2	-1	0
8	Ben Ostlie	0	0	1	0	1	1	6	Austin, Johnny	2	0	0	2	0	3
9	Dawson Cook	0	0	0	0	0	0	8	Naas, Spencer	1	1	0	2	0	1
10	Anders Bjork	2	1	1	4	0	0	9	Pauly, Shawn	0	0	0	0	0	2
12	Sam Herr	0	1	1	2	0	0	10	Gendron, Miles	0	1	0	1	+1	0
14	Thomas DiPaulli	1	1	2	4	0	0	11	Ronan, Corey	0	1	0	1	0	0
15	Andrew Oglevie	0	0	0	0	0	0	13	Masonius, Joseph	0	1	1	2	0	0
18	Jake Evans	1	1	0	2	0	1	17	Schwartz, Jesse	0	0	0	0	0	1
20	Justin Wade	0	0	0	0	0	0	18	Kalter, Max	0	0	0	0	0	1
21	Joe Wegwerth	0	0	0	0	0	0	19	Richardson, Evan	0	0	0	0	0	0
22	Mario Lucia	2	1	1	4	0	0	22	Richter, Marco	1	0	0	1	0	0
24	Luke Ripley	0	0	0	0	+1	0	23	Ojantakenen, Kasper	1	0	0	1	0	0
25	Dylan Malmquist	1	0	1	2	-1	0	24	Kirtland, Patrick	0	0	1	1	0	1
26	Steven Fogarty	0	0	1	1	+1	0	27	Lettunov, Max	0	0	0	0	+1	0
27	Bobby Nardella	0	0	2	0	1	2	28	Ferriss, Joey	0	0	0	0	0	1
28	Jack Jenkins	1	0	0	1	0	1	29	Thompson, Tage	0	1	0	1	0	0
TM	TEAM	0	0	0	0	0	0	TM	TEAM	0	0	0	0	0	0
33	Chad Katunar	dnp	dnp	dnp	dnp	dnp	dnp	35	Thudis, Steve	dnp	dnp	dnp	dnp	dnp	dnp
35	Nick Stasaack	dnp	dnp	dnp	dnp	dnp	dnp	35	Thudis, Steve	dnp	dnp	dnp	dnp	dnp	dnp
Totals		11	8	11	30	0	8	Totals		6	6	3	15	+1	17

## GOALTENDERS

#	Notre Dame	Dec	Min	GA	1	2	3	Saves	#	UConn	Dec	Min	GA	1	2	3	Saves
40	Cal Petersen	W	60:00	1	6	5	3	14	31	Nichols, Rob	L	59:41	2	11	7	10	28
EMPTY NET																	0
0.19																	0

## PENALTY SUMMARY

Prd	Team	Team	Min/Offense	Time		Prd	Player	Team	Min/Offense	Time	
1st	TEAM	ND	2 Too Many Players On Ice	07:03	PP	2nd	Pratt, Derek	Uconn	5 Kneeing	14:31	PP
1st	Schwartz, Jesse	Uconn	2 Hooking	17:05	PP	2nd	TEAM	Uconn	2 Too Many Players On Ice	17:05	PP
1st	Drake, David	Uconn	2 Checking From Behind	19:03	PP	3rd	Jake Evans	ND	2 Cross-Checking	00:00	PP
2nd	Luke Ripley	ND	2 Hooking	05:05	PP	3rd	Masonius, Joseph	Uconn	2 Boarding	06:45	PP
2nd	Jake Evans	ND	2 High Sticking	07:27	PP	3rd	Dylan Malmquist	ND	2 Slashing	14:43	PP

Win-Cal Petersen (2-1-2). Loss-Nichols, Rob (3-2-0).

Referee's signature

**Hockey Game Box Score (Final)**  
**Minnesota vs #18 Notre Dame (Nov 06, 2015 at Notre Dame, Ind.)**

Minnesota (2-4-0, 0-0-0 B1G) vs. Notre Dame (4-1-2, 2-0-0 HEA)

Date: Nov 06, 2015 • Location: Notre Dame, Ind. • Arena: Compton Ice Arena  
Attendance: 5022 • Start time: 7:35 PM • End time: 9:50 PM • Total time: 2:15

Prd	Time	Team	Scored by	Assists	Vis. on ice	Home on ice	Goals by Period								
1	2nd	04:34	ND	EV Anders Bjork/2	Thomas DiPaulli/5	25,21,3,2,22	10,14,4,16,20	Team	1	2	3	Tot			
					Dennis Gilbert/5			MINN	0	1	2	3			
2	2nd	07:29	MINNV	EV Bristedt, Leon/2	Fasching, Hudson/2	18,24,2,3,17	4,6,8,9,21	ND	0	3	1	4			
3	2nd	12:46	ND	EV Dylan Malmquist/5	Jake Evans/5	3,10,19,22,28	25,18,24,6,15	Shots by Period							
					Luke Ripley/1			Team	1	2	3	Tot			
4	2nd	19:17	ND	EV Jordan Gross/2	Anders Bjork/5	3,10,19,22,28	3,10,18,15,6	MINNV	7	19	16	38			
5	3rd	14:51	MINN	PP Bristedt, Leon	Jake Evans/5	18,22,28,19,13	6,14,20	ND	5	17	16	38			
					Sheehy, Tyler			Power Play Goals-Akt (5h)							
6	3rd	16:38	MINNV	PP Fasching, Hudson	Bischoff, Jake	24,17,20,21,25	4,10,20,26	1st	0-0 (0)	0-0 (0)					
					Novak, Tommy			2nd	0-1 (2)	0-1 (2)					
7	3rd	18:04	ND	EV Jordan Gross	Brodzinski, Michael	6,11,21,22,25	3,18,10,22,27	3rd	2-3 (0)	0-1 (3)					
					Jake Evans			Total	2-4 (12)	0-2 (5)					
					Anders Bjork			Penalties-Minutes by Prd							
								Team	MINNV	ND					
								1st	0-0	0-0					
								2nd	1-2	1-2					
								3rd	1-2	1-2					
								Total	2-4	3-19					
TEAM SUMMARY															
#	Minnesota	1	2	3	Tot	+/-	BI	#	Notre Dame	1	2	3	Tot	+/-	BI
2	Sadek, Jack	0	0	0	0	0	0	3	Jordan Gross	0	2	4	6	+2	0
3	Glover, Jack	1	0	0	1	-2	1	4	Dennis Gilbert	0	0	1	1	0	0
6	Collins, Ryan	0	1	1	2	-1	1	6	Andy Ryan	0	1	2	3	+1	2
10	Gates, Brent	0	0	0	0	-2	0	8	Ben Ostlie	0	0	0	0	-1	0
11	Seeler, Nick	0	0	0	0	-1	2	9	Dawson Cook	0	2	0	2	-1	1
13	Cammarata, Taylor	0	2	1	3	0	0	10	Anders Bjork	0	1	1	2	+3	2
15	Michaelson, A.J.	1	0	0	1	0	0	12	Sam Herr	0	3	1	4	0	1
16	Ramsey, Jack	0	0	0	0	0	0	14	Thomas DiPaulli	1	3	1	5	+1	1
17	Novak, Tommy	1	0	2	3	+1	0	15	Andrew Oglevie	0	1	1	2	+2	0
18	Bristedt, Leon	1	1	2	4	+1	0	16	Connor Hurley	0	0	2	2	+1	0
19	Lettieri, Vinni	0	1	2	3	-2	1	18	Jake Evans	1	2	0	3	+3	0
20	Brodzinski, Michael	0	1	1	2	0	2	20	Justin Wade	0	0	0	0	+1	4
21	Reilly, Connor	1	0	1	2	-2	0	21	Joe Wegwerth	0	0	1	1	-1	0
22	Sheehy, Tyler	1	0	0	1	-4	0	22	Mario Lucia	0	1	0	1	+1	0
24	Fasching, Hudson	0	1	5	6	+1	2	24	Luke Ripley	0	0	0	0	-1	3
25	Kloos, Justin	0	0	1	1	-2	1	25	Dylan Malmquist	1	1	1	3	0	1
26	Romanko, Darian	1	1	0	2	0	1	26	Steven Fogarty	0	1	0	1	-2	0
28	Bischoff, Jake	0	0	1	1	-2	0	27	Bobby Nardella	1	0	1	2	+1	0
31	Kautz, Brock	dnp	dnp	dnp	dnp	dnp	dnp	33	Chad Katunar	dnp	dnp	dnp	dnp	dnp	dnp
34	Lehr, Nick	dnp	dnp	dnp	dnp	dnp	dnp	35	Nick Stasaack	dnp	dnp	dnp	dnp	dnp	dnp
Totals		7	8	19	34	-15	11	Totals		5	17	16	38	+15	14

## GOALTENDERS

#	Minnesota	Dec	Min	GA	1	2	3	Saves	#	Notre Dame	Dec	Min	GA	1	2	3	Saves
37	Schierhorn, Eric	L	59:08	4	5	14	15	34	40	Cal Petersen	W	60:00	3	7	7	17	31
EMPTY NET																	0
0.52																	0

## PENALTY SUMMARY

Prd	Player	Team	MinOffense	Time	Prd	Player	Team	MinOffense	Time
2nd	Brodzinski, Michael	MINN	2.Hooking	09:52 PP	3rd	Dylan Malmquist	ND	5.Contact To The Head	12:22 PP
2nd	Dennis Gilbert	ND	2.Hooking	16:59 PP	3rd	Dylan Malmquist	ND	10.Game Misconduct	12:22
3rd	Seeler, Nick	MINN	2.Slashing	04:55 PP	3rd	Luke Ripley	ND	2.Cross-Checking	14:41 PP

Win-Cal Petersen (4-1-2). Loss-Schierhorn, Eric (2-4-0).

Minnesota Timeout at 18:29 of the 3rd period

Referee's signature

**Hockey Game Box Score (Final)**  
**Notre Dame vs UConn (Nov 01, 2015 at Brooklyn, N.Y.)**

Notre Dame (3-1-2, 2-0-0) vs. UConn (3-4-0, 1-3-0)

Date: Nov 01, 2015 • Location: Brooklyn, N.Y. • Arena: Barclays Center  
Attendance: 3014 • Start time: 2:35 pm • End time: 4:40 pm • Total time: 1hr55min

Prd	Time	Team	Scored by	Assists	Vis. on ice	Home on ice	Goals by Period					
1	1st	09:04	ND	EV Jake Evans/1	Dennis Gilbert/3	18,4,14,10,2	10,24,9,19,2					
2	1st	13:05	ND	EV Dylan Malmquist/4	Thomas DiPaulli/3	25,18,2,15,24	13,11,14,27,6					
3	1st	16:34	ND	EV Thomas DiPaulli/3	Jake Evans/4	14,16,10,4,3	5,3,19,9,11					
4	2nd	05:38	ND	PP Steven Fogarty/4	Dennis Gilbert/2	26,16,22,12,3	6,11,13,21					
5	2nd	14:38	UCON	EV Kirtland, Patrick/2	Connor Hurley/3	22,12,3,4,26	24,9,13,18,2					
6	2nd	17:02	ND	EV Joe Wegwerth/1	Mario Lucia/5	21,9,3,27,12	18,9,3,10,24					
7	3rd	01:48	ND	EV Bobby Nardella/2	Andy Ryan/1	27,6,14,4,10	23,11,28,10,2					
8	3rd	04:34	ND	EN Tony Bretzman/1	Thomas DiPaulli/4	24,10,14,16,2	5,3,9,29,24,19					
9	3rd	09:13	ND	EV Anders Bjork/1	Connor Hurley/2	10,16,14,4,3	9,24,5,3,14					
10	3rd	10:18	UCON	EV Ronan, Corey/2	Thomas DiPaulli/3	10,27,6,21,9	11,23,28,6,13					
				Ojantakenen, Kas/1	Austin, Johnny/4							
TEAM SUMMARY							Power Play Goals-At (Sh)					
#	Notre Dame	1	2	3	Tot	+/-	BI	Prd	ND	UCONN		
2	Tony Bretzman	0	1	2	3	+3	1	1st	0-0 (2)	0-0 (0)		
2	Jordan Gross	1	1	0	2	+2	0	2nd	1-2 (2)	0-3 (5)		
2	Dennis Gilbert	0	0	0	0	+3	0	3rd	0-0 (0)	0-1 (8)		
6	Andy Ryan	0	1	1	2	0	2	Total	1-2 (4)	0-4 (8)		
8	Ben Ostlie	0	0	0	0	0	0					
9	Dawson Cook	0	1	0	1	0	2					
10	Anders Bjork	2	0	3	5	+4	0					
12	Sam Herr	0	0	2	2	0	0					
14	Thomas DiPaulli	1	0	0	1	+5	0					
15	Andrew Oglevie	0	1	2	3	+1	0					
16	Connor Hurley	0	1	0	1	+3	0					
18	Jake Evans	2	0	0	2	+2	0					
21	Joe Wegwerth	1	2	0	3	0	1					
22	Mario Lucia	1	0	1	2	-1	1					
24	Luke Ripley	0	0	0	0	+2	3					
25	Dylan Malmquist	3	0	0	3	+1	0					
26	Steven Fogarty	2	1	1	4	-1	0					
27	Bobby Nardella	1	0	2	3	+1	1					
33	Chad Katanar	dnp										
35	Nick Shack	dnp										
Totals		14	9	14	37	+25	11					
TEAM SUMMARY							Penalties-Minutes by Prd					
#	UConn	1	2	3	Tot	+/-	BI	Prd	ND	UCONN		
2	Pratt, Derek	0	0	0	0	-1	3	1st	0-0	1-2		
3	Segalla, Ryan	0	0	0	0	-4	1	2nd	3-6	1-2		
5	Drake, David	0	0	0	0	-3	1	3rd	1-2	0-0		
6	Austin, Johnny	1	1	0	2	0	1	Total	4-8	2-4		
9	Pauly, Shawn	2	1	0	3	-4	0					
10	Gendron, Miles	0	0	1	1	-3	1					
11	Ronan, Corey	0	0	2	2	-0	0					
13	Masonius, Joseph	0	0	0	0	+1	2					
14	Golonska, Will	0	2	1	3	-2	0					
16	El-Mir, Karl	0	0	1	1	0	1					
18	Kalter, Max	0	0	0	0	0	0					
19	Richardson, Evan	0	1	0	1	-3	0					
22	Richter, Marco	0	0	0	0	0	0					
23	Ojantakenen, Kasper	0	0	0	0	0	0					
24	Kirtland, Patrick	1	1	1	3	-3	0					
27	Lettunov, Max	0	0	0	0	0	0					
28	Ferriss, Joe	0	0	0	0	0	0					
29	Thompson, Tage	1	0	2	3	-1	0					
35	Thull, Steve	dnp										
Totals		6	8	7	21	-26	10					
TEAM SUMMARY							Shots by Period					
#	UConn	1	2	3	Tot	+/-	BI	Team	1	2	3	Tot
2	Pratt, Derek	0	0	0	0	-1	3	ND	3	2	3	8
3	Segalla, Ryan	0	0	0	0	-4	1	UCON	0	1	1	2
5	Drake, David	0	0	0	0	-3	1					
6	Austin, Johnny	1	1	0	2	0	1					
9	Pauly, Shawn	2	1	0	3	-4	0					
10	Gendron, Miles	0	0	1	1	-3	1					
11	Ronan, Corey	0	0	2	2	-0	0					
13	Masonius, Joseph	0	0	0	0	+1	2					
14	Golonska, Will	0	2	1	3	-2	0					
16	El-Mir, Karl	0	0	1	1	0	1					
18	Kalter, Max	0	0	0	0	0	0					
19	Richardson, Evan	0	1	0	1	-3	0					
22	Richter, Marco	0	0	0	0	0	0					
23	Ojantakenen, Kasper	0	0	0	0	0	0					
24	Kirtland, Patrick	1	1	1	3	-3	0					
27	Lettunov, Max	0	0	0	0	0	0					
28	Ferriss, Joe	0	0	0	0	0	0					
29	Thompson, Tage	1	0	2	3	-1	0					
35	Thull, Steve	dnp										
Totals		6	8	7	21	-26	10					
TEAM SUMMARY							Penalties-Minutes by Prd					
#	UConn	1	2	3	Tot	+/-	BI	Prd	ND	UCONN		
2	Pratt, Derek	0	0	0	0	-1	3	1st	0-0	1-2		
3	Segalla, Ryan	0	0	0	0	-4	1	2nd	3-6	1-2		
5	Drake, David	0	0	0	0	-3	1	3rd	1-2	0-0		
6	Austin, Johnny	1	1	0	2	0	1	Total	4-8	2-4		
9	Pauly, Shawn	2	1	0	3	-4	0					
10	Gendron, Miles	0	0	1	1	-3	1					
11	Ronan, Corey	0	0	2	2	-0	0					
13	Masonius, Joseph	0	0	0	0	+1	2					
14	Golonska, Will	0	2	1	3	-2	0					
16	El-Mir, Karl	0	0	1	1	0	1					
18	Kalter, Max	0	0	0	0	0	0					
19	Richardson, Evan	0	1	0	1	-3	0					
22	Richter, Marco	0	0	0	0	0	0					
23	Ojantakenen, Kasper	0	0	0	0	0	0					
24	Kirtland, Patrick	1	1	1	3	-3	0					
27	Lettunov, Max	0	0	0	0	0	0					
28	Ferriss, Joe	0	0	0	0	0	0					
29	Thompson, Tage	1	0	2	3	-1	0					
35	Thull, Steve	dnp										
Totals		6	8	7	21	-26	10					
TEAM SUMMARY							Shots by Period					
#	UConn	1	2	3	Tot	+/-	BI	Team	1	2	3	Tot
2	Pratt, Derek	0	0	0	0	-1	3	ND	3	2	3	8
3	Segalla, Ryan	0	0	0	0	-4	1	UCON	0	1	1	2
5	Drake, David	0	0	0	0	-3	1					
6	Austin, Johnny	1	1	0	2	0	1					
9	Pauly, Shawn	2	1	0	3	-4	0					
10	Gendron, Miles	0	0	1	1	-3	1					
11	Ronan, Corey	0	0	2	2	-0	0					
13	Masonius, Joseph	0	0	0	0	+1	2					
14	Golonska, Will	0	2	1	3	-2	0					
16	El-Mir, Karl	0	0	1	1	0	1					
18	Kalter, Max	0	0	0	0	0	0					
19	Richardson, Evan	0	1	0	1	-3	0					
22	Richter, Marco	0	0	0	0	0	0					
23	Ojantakenen, Kasper	0	0	0	0	0	0					
24	Kirtland, Patrick	1	1	1	3	-3	0					
27	Lettunov, Max	0	0	0	0	0	0					
28	Ferriss, Joe	0	0	0	0	0	0					
29	Thompson, Tage	1	0	2	3	-1	0					
35	Thull, Steve	dnp										
Totals		6	8	7	21	-26	10					
TEAM SUMMARY							Shots by Period					
#	UConn	1	2	3	Tot	+/-	BI	Team	1	2	3	Tot
2	Pratt, Derek	0	0	0	0	-1	3	ND	3	2	3	8
3	Segalla, Ryan	0	0	0	0	-4	1	UCON	0	1	1	2
5	Drake, David	0	0	0	0	-3	1					
6	Austin, Johnny	1	1	0	2	0	1					
9	Pauly, Shawn	2	1	0	3	-4	0					
10	Gendron, Miles	0	0	1	1	-3	1					
11	Ronan, Corey	0	0	2	2	-0	0					
13	Masonius, Joseph	0	0	0	0	+1	2					
14	Golonska, Will	0	2	1	3	-2	0					
16	El-Mir, Karl	0	0	1	1	0	1					
18	Kalter, Max	0	0	0	0	0	0					
19	Richardson, Evan	0	1	0	1	-3	0					
22	Richter, Marco	0	0	0	0	0	0					
23	Ojantakenen, Kasper	0	0	0	0	0	0					
24	Kirtland, Patrick	1	1	1	3	-3	0					
27	Lettunov, Max	0	0	0	0	0	0					
28	Ferriss, Joe	0	0	0	0	0	0					
29	Thompson, Tage	1	0	2	3	-1	0					
35	Thull, Steve	dnp										
Totals		6	8	7	21	-26	10					
TEAM SUMMARY							Shots by Period					
#	UConn	1	2	3	Tot	+/-	BI	Team	1	2	3	Tot
2	Pratt, Derek	0	0	0	0	-1	3	ND	3	2	3	8
3	Segalla, Ryan	0	0	0	0	-4	1	UCON	0	1	1	2
5	Drake, David	0	0	0	0	-3	1					
6	Austin, Johnny	1	1	0	2	0	1					
9	Pauly, Shawn	2	1	0	3	-4	0					
10	Gendron, Miles	0	0	1	1	-3	1					
11	Ronan, Corey	0	0	2	2	-0	0					
13	Masonius, Joseph	0	0	0	0	+1	2					
14	Golonska, Will	0	2	1	3	-2	0					
16	El-Mir, Karl	0	0	1	1	0	1					
18	Kalter, Max	0	0	0	0	0	0					
19	Richardson, Evan	0	1	0	1	-3	0					
22	Richter, Marco	0	0	0	0	0	0					
23	Ojantakenen, Kasper	0	0	0	0	0	0					
24	Kirtland, Patrick	1	1	1	3	-3	0					
27	Lettunov, Max	0	0	0	0	0	0					
28	Ferriss, Joe	0	0	0	0	0	0					
29	Thompson, Tage	1	0	2	3	-1	0					
35	Thull, Steve	dnp										
Totals		6	8	7	21	-26	10					
TEAM SUMMARY							Shots by Period					
#	UConn	1	2	3	Tot	+/-	BI	Team	1	2	3	Tot
2	Pratt, Derek	0	0	0	0	-1	3	ND	3	2	3	8
3	Segalla, Ryan	0	0	0	0	-4	1	UCON	0	1	1	2
5	Drake, David	0	0	0	0	-3	1					

### Hockey Game Box Score (Final)

#### Northeastern vs #18 Notre Dame (Nov 12, 2015 at Notre Dame, Ind.)

Northeastern (1-8-1, 0-4-1 HEA) vs. Notre Dame (5-2-2, 3-0-0 HEA)  
 Date: Nov 12, 2015 • Location: Notre Dame, Ind. • Arena: Compton Ice Arena  
 Attendance: 4418 • Start time: 7:35 PM • End time: 9:55 PM • Total time: 2:20

Prd	Time	Team	Scored by	Assists	Vis. on ice	Home on ice	Goals by Period								
1	1st 05:54	ND	PP Jordan Gross/4	Steven Fogarty/5 Sam Herr/4	2,16,18,23	3,26,16,12,22	Team 1 2 3 Tot NU 0 2 0 0 2 ND 2 1 0 0 3								
2	1st 13:18	ND	EV Jordan Gross/5	Dylan Malmquist/2 Jake Evans/8	2,8,18,28,61	3,25,18,4,15									
3	2nd 03:05	ND	EV Andrew Ogilvie/1	Jake Evans/8 Stevens, John/2	2,16,23,27,28	15,18,4,6,25									
4	2nd 06:40	NU	EV Aston-Reese, Zach/1	Stevens, Nolan/3 Rosenthal, Ryan/1	12,18,21,11,23	2,15,18,24,25	Shots by Period Team 1 2 3 Tot NU 12 4 9 31 ND 10 13 8 25								
5	2nd 07:08	NU	EV Collier, Brendan/1	Hedges, Dalen/3	16,28,27,5,61	3,4,12,22,26									
TEAM SUMMARY							Power Play Goals-Att (Sh)								
#	Northeastern	1	2	3	OT	+/-	BI	#	Notre Dame	1	2	3	OT	+/-	BI
2	Owens, Trevor	1	0	0	1	-2	0	2	Tony Bretzman	0	0	0	0	-1	1
5	Benning, Matt	0	0	0	0	+1	2	3	Jordan Gross	4	0	1	5	0	2
7	McMurry, Mike	0	0	2	2	0	0	4	Dennis Gilbert	0	2	0	2	+1	3
8	Gaudette, Adam	2	0	1	3	-1	0	6	Andy Ryan	1	0	0	1	+1	0
9	Sikura, Dylan	1	1	1	3	0	0	9	Dawson Cook	1	1	0	2	0	0
10	Kurker, Sam	1	0	0	1	0	0	10	Andrew Ogilvie	0	1	1	2	0	0
11	Schechter, Jake	0	0	0	0	+1	0	12	Sam Herr	2	0	2	4	-1	1
12	Aston-Reese, Zach	3	2	1	6	+1	0	14	Thomas DiPaulli	1	2	0	3	0	0
15	Roy, Kevin	2	0	1	3	0	0	15	Andrew Ogilvie	1	2	0	3	+1	0
16	Collier, Brendan	0	1	0	1	0	0	16	Connor Hurley	1	1	0	2	0	0
18	Stevens, John	2	0	1	3	0	1	18	Jake Evans	0	0	0	0	+1	4
19	Griffin, Lincoln	0	0	0	0	0	0	20	Justin Wade	0	0	0	0	0	0
20	Williams, Eric	0	0	0	0	0	1	21	Joe Wegwerth	0	1	0	1	0	0
21	Stevens, Nolan	0	0	1	1	+1	0	22	Mario Lucia	0	0	1	1	-1	0
23	Sauermann, Colton	0	0	1	1	0	0	24	Luke Ripley	1	0	0	1	-1	2
27	Hedges, Dalen	0	0	0	0	0	0	25	Dylan Malmquist	1	0	0	1	+1	0
28	Rosenthal, Ryan	0	0	0	0	-1	0	26	Steven Fogarty	0	0	3	-1	-1	0
61	Fennell, Jarrett	0	0	0	0	0	3	29	Bo Brauer	0	0	0	0	0	0
TM	TEAM	0	0	0	0	0	1	33	Chad Katunar	dnp					
1	Roy, Derrick	dnp						35	Nick Stasack	dnp					
39	Theut, Jake	dnp						Totals		13	10	8	31	0	13
Totals		12	4	9	25	0	8								

## GOALTENDERS

#	Northeastern	Dec	Min	GA	1	2	3	OT	Saves	#	Notre Dame	Dec	Min	GA	1	2	3	OT	Saves
41	Ruck, Ryan	L	59:55	3	11	9	8	28	40	Cal Petersen	W	60:00	2	12	2	9	23		
EMPTY NET																			
				0:05	0	0	0	0	0										

## PENALTY SUMMARY

Prd	Player	Team	Min/Offense	Time		Prd	Player	Team	Min/Offense	Time	
1st	TEAM	NU	2 Too Many Players On Ice	04:18	PP	3rd	Aston-Reese, Zach	NU	2 Slashing	05:22	PP
2nd	Connor Hurley	ND	2 Holding	08:52	PP	3rd	Luke Ripley	ND	2 Interference	08:13	PP
2nd	Andy Ryan	ND	5 Contact To The Head	14:21	PP	3rd	Benning, Matt	NU	2 Tripping	09:12	PP
2nd	Andy Ryan	ND	10 Game Misconduct	14:21		3rd	Gaudette, Adam	NU	2 Elbowing	16:39	PP
3rd	Dennis Gilbert	ND	2 Roughing	04:28	PP						

Win-Cal Petersen (5-2-2). Loss-Ruck, Ryan (0-5-0).

Referee's signature

### Hockey Game Box Score (Final)

#### Northeastern vs #18 Notre Dame (Nov 13, 2015 at Notre Dame, Ind.)

Northeastern (1-8-2, 0-4-2 HEA) vs. Notre Dame (5-2-3, 3-0-1 HEA)  
 Date: Nov 13, 2015 • Location: Notre Dame, Ind. • Arena: Compton Family Arena  
 Attendance: 5022 • Start time: 7:35 PM • End time: 9:50 PM • Total time: 2:15

Prd	Time	Team	Scored by	Assists	Vis. on ice	Home on ice	Goals by Period									
1	1st 09:00	ND	PP Jake Evans/2	Thomas DiPaulli/6 Anders Bjork/8	5,12,18,61	18,14,10,15,27	Team	1	2	3	OT	Tot				
							NU	0	1	1	0	2				
							ND	0	1	1	0	2				
2	2nd 02:11	ND	EV Connor Hurley/1	Justin Wade/2 Thomas DiPaulli/7	5,8,9,15,20	16,20,14,4,10										
3	2nd 13:33	NU	EV Cockerill, Garrett/2	Kurker, Sam/4 Roy, Kevin/5	14,10,15,2,8	12,4,16,22,3	Shots by Period									
4	3rd 15:53	NU	PP Benning, Matt/2	Aston-Reese, Zac/6 Sikura, Dylan/5	5,12,9,18,21	4,12,18,20	Team	1	2	3	OT	Tot				
							NU	8	14	12	0	34				
							ND	10	13	11	1	25				
TEAM SUMMARY							Power Play Goals-Att (Sh)									
#	Northeastern							Notre Dame								
	1	2	3	OT	Tot	+/-	BI		1	2	3	OT	Tot	+/-	BI	
2	Owens, Trevor	1	1	0	0	2	+1	4	Jordan Gross	0	0	0	0	-1	0	
5	Benning, Matt	0	1	2	0	3	-1	2	Dennis Gilbert	0	0	0	0	0	3	
7	McMurry, Mike	1	0	0	0	1	0	1	Andy Ryan	0	0	0	0	0	0	
8	Gaudette, Adam	0	0	2	0	2	0	1	Ben Ostlie	0	0	0	0	0	0	
9	Sikura, Dylan	0	0	1	0	1	-1	1	Anders Bjork	1	1	1	0	3	+1	
10	Kurker, Sam	1	1	1	0	3	+1	1	Sam Herr	1	0	1	2	-1	0	
11	Schechter, Jake	0	0	0	0	0	0	14	Thomas DiPaulli	0	0	1	2	+1	0	
12	Aston-Reese, Zach	4	1	0	0	5	0	1	Andrew Ogilvie	1	0	0	1	0	0	
14	Cockerill, Garrett	1	2	1	0	4	+1	4	Connor Hurley	2	1	1	0	4	0	
15	Roy, Kevin	0	2	1	0	3	0	0	Jake Evans	1	0	0	1	0	0	
16	Collier, Brendan	0	1	0	0	1	0	0	Justin Wade	0	1	1	0	2	+1	
18	Stevens, John	0	1	1	0	2	0	0	Joe Wegwerth	0	0	2	2	0	0	
19	Griffin, Lincoln	0	0	0	0	0	0	0	Mario Lucia	3	2	0	5	-1	0	
20	Williams, Eric	0	2	1	0	3	-1	1	Luke Ripley	0	0	0	0	0	0	
21	Stevens, Nolan	0	0	1	0	1	0	1	Dylan Malmquist	0	0	0	0	0	0	
22	Pond, Tanner	0	0	0	0	0	0	0	Steven Fogarty	0	0	0	0	0	0	
28	Rosenthal, Ryan	0	2	1	0	3	0	0	Bobby Nardella	1	0	0	1	0	0	
61	Fennell, Jarrett	0	0	0	0	0	2	28	Jack Jenkins	0	0	0	0	0	2	
TM	TEAM	0	0	0	0	0	0	0	Chad Katunar	dnp						
1	Roy, Derrick	dnp						35	Nick Stasack	dnp						
39	Theut, Jake	dnp						Totals		10	3	11	1	25	0	10
Totals		8	14	12	0	34	0	23								

## GOALTENDERS

#	Northeastern	Dec	Min	GA	1	2	3	OT	Saves	#	Notre Dame	Dec	Min	GA	1	2	3	OT	Saves
41	Ruck, Ryan	T	65:00	2	9	2	11	1	23	40	Cal Petersen	T	65:00	2	8	13	11	0	32

## PENALTY SUMMARY

Prd	Player	Team	Min/Offense	Time	Prd	Player	Team	Min/Offense	Time
1st	Jake Evans	ND	2.Tripping	02:52 PP	2nd	Connor Hurley	ND	2.Hooking	10:48 PP
1st	TEAM	NU	2 Too Many Players On Ice	03:48 PP	2nd	Williams, Eric	NU	2.Tripping	14:28 PP
1st	Pond, Tanner	NU	5.Contact To The Head	07:44 PP	3rd	Luke Ripley	ND	2.Hooking	15:20 PP
1st	Pond, Tanner	NU	10.Game Misconduct	07:44	OT	Stevens, John	NU	5.Facemasking	05:00
2nd	Thomas DiPaulli	ND	2.Boarding	04:47 PP	OT	Stevens, John	NU	10.Game Misconduct	05:00
2nd	Kurker, Sam	NU	2.Kneeing	10:03 PP					

Northeastern-Ruck, Ryan (0-5-1). Notre Dame-Cal Petersen (5-2-3).

Timeout Northeastern @ 3:41 of OT.

Referee's signature

### Hockey Game Box Score (Final)

#### #15 Notre Dame vs #5 UMass Lowell (Nov 20, 2015 at Lowell, Mass.)

Notre Dame (5-2-4, 3-0-2 HEA) vs. UMass Lowell (8-1-3, 4-0-3 HEA)  
 Date: Nov 20, 2015 • Location: Lowell, Mass. • Arena: Tsongas Center  
 Attendance: 5141 • Start time: 7:15p.m. • End time: 9:41p.m. • Total time: 2:26

Prd	Time	Team	Scored by	Assists	Vis. on ice	Home on ice	Goals by Period											
1	1st 15:27	UML	PP Master, Nick/2	Chaple, Adam/5 White, A.J./3	3,24,18,12	9,18,13,29,3	Team 1 2 3 OT Tot ND 0 1 1 0 0 2 UML 1 1 0 0 0 2											
2	2nd 09:22	UML	EV Gambardella, Joe/3	Smith, C.J./6	28,4,16,3,14	5,4,15,19,2												
3	2nd 19:17	ND	PP Dennis Gilbert/1	Bobby Nardella/4	4,14,12,18,27	3,13,29,25												
4	3rd 09:55	ND	PP Anders Bjork/3	Elias Evans/6 Steven Fogarty/6 Mario Lucia/6	10,3,26,22,16	23,12,25,13	Shots by Period Team 1 2 3 OT Tot ND 1 8 6 0 28 UML 19 7 6 2 34											
TEAM SUMMARY																		
#	Notre Dame	1	2	3	OT	Tot	+/-	BI	#	UMass Lowell	1	2	3	OT	Tot	+/-	BI	
2	Tony Bretzman	0	0	0	0	0	0	3	2	Panico, Tommy	2	0	0	0	2	-1	0	
3	Jordan Gross	2	1	0	1	4	-1	0	3	Kapla, Michael	1	0	0	1	0	0	0	
4	Dennis Gilbert	0	1	0	1	2	-1	4	Forney, Chris	2	2	0	0	4	+1	2	0	
6	Andy Ryan	0	0	0	0	0	1	5	Gambardella, Joe	1	1	0	0	2	+1	0	0	
8	Ben Ostlie	0	0	0	0	0	0	7	Mueller, Tyler	3	0	1	0	4	0	0	0	
9	Dawson Cook	0	0	0	0	0	0	8	Campbell, Evan	2	0	0	0	2	0	0	0	
10	Anders Bjork	0	1	0	2	0	1	9	Master, Nick	1	0	0	0	1	0	0	0	
12	Sam Herr	0	1	0	2	4	0	1	McGrath, Ryan	0	1	0	0	1	0	0	0	
14	Thomas DiPaulli	0	3	0	4	-1	0	11	Dmowski, Ryan	1	1	0	1	3	0	0	0	
15	Andrew Ogilvie	0	1	0	0	1	0	10	Hough, Gage	0	0	0	0	0	0	0	0	
16	Connor Hurley	0	1	0	0	1	-1	0	13	Chaple, Adam	0	0	0	0	0	1	0	0
18	Jake Evans	0	0	2	0	2	3	15	Louria, Michael	0	0	0	0	0	0	0	0	
21	Joe Wegwerth	0	0	1	1	0	0	18	White, A.J.	1	1	1	0	3	0	0	0	
22	Mario Lucia	0	1	0	0	1	0	19	Smith, C.J.	1	1	3	0	5	+1	0	0	
24	Luke Ripley	0	1	0	0	1	0	3	Fallon, Michael	0	0	0	0	0	0	0	0	
26	Steven Fogarty	0	0	2	1	3	0	0	25	Zink, Dylan	2	0	1	0	3	0	0	0
27	Bobby Nardella	0	1	0	0	1	0	1	22	Folin, Niklas	2	0	0	2	0	1	0	0
28	Jack Jenkins	1	0	0	0	1	-1	0	29	Edward, John	0	0	0	0	0	0	0	0
33	Chad Katunar	dnp							30	Cleary, Sean	dnp							
35	Nick Stasack	dnp							31	Hernberg, Chris	dnp							
Totals		5	8	9	6	28	-5	15	Totals		19	7	6	2	34	+5	10	0
								Power Play Goals-Att (Sh)										
								Team 1 2 3 OT Tot 1st 0-0(0) 1-4(10) 2nd 1-2(3) 0-1(0) 3rd 1-3(5) 0-0(0) OT 2-5(8) 1-5(10)										
								Penalties-Minutes by Prd										
								Prd 1st 4-8 0-0 2nd 2-2 3-6 3rd 0-0 2-4 OT 0-0 0-0 Total 5-10 5-10										
								Three stars: 1. Gambardella, Joe 2. Anders Bjork 3. Boyle, Kevin										
								Officials: Referee-Michael Baker										



## FIGHTING IRISH

### Hockey Game Box Score (Final) #18 Notre Dame vs #3 Boston College (Dec 10, 2015 at Chestnut Hill, Mass.)

Notre Dame (9-4-4 (6-1-2 HEA)) vs. Boston College (13-2-1 (6-1-1 HEA))  
Date: Dec 10, 2015 • Location: Chestnut Hill, Mass. • Arena: Kelley Rink  
Attendance: 4863 • Start time: 7:00 pm • End time: 9:17 • Total time:

1st	2nd	3rd	OT	Total	1st	2nd	3rd	OT	Total
1	1st 10:21	ND	EV	Adam Jenkins/1	Bobby Nardella/6	28,27,21,20,9	8,10,15,22,2		
2	1st 15:04	BC	EV	Adam Gilmour/5	Joe Wegwerth/3	3,4,15,25,18	14,26,24,4,6		
3	3rd 03:48	BC	EV	Austin Cangelosi/6	Austin Cangelosi/8	22,12,3,4,26	26,4,24,6,14		
4	3rd 07:05	BC	EV	Austin Cangelosi/7	Zach Sanford/12	22,12,3,4,26	26,4,24,6,19		
5	3rd 08:33	ND	EV	Jordan Gross/6	Zach Sanford/13	3,4,9,21,10	10,15,8,22,2		
6	3rd 15:26	ND	EV	Andrew Oglevie/2	Dawson Cook/1	15,18,3,27,25	19,21,18,3,5		
7	3rd 19:38	ND	EV	Dennis Gilbert/2	Jake Evans/13	4,3,10,12,26	19,21,18,6,2		
					Jordan Gross/8				
					Anders Bjork/11				

TEAM SUMMARY

#	Notre Dame	1	2	3	OT	Total	+/-	BI	#	Boston College	1	2	3	OT	Total	+/-	BI
3	Jordan Gross	0	1	1	2	0	0	0	2	Scott Savie	0	0	0	0	0	-3	2
4	Dennis Gilbert	0	1	1	1	1	3	1	3	Ben McKenney	0	0	0	0	0	-2	3
6	Andy Ryan	0	0	0	0	0	4	0	4	Teddy Doherty	0	1	0	1	+3	0	0
9	Dawson Cook	0	0	2	2	+2	0	5	Casey Fitzgerald	0	0	0	0	0	-1	2	0
10	Anders Bjork	1	1	1	3	+2	0	6	Steve Santini	1	1	0	2	+2	1	0	0
11	Sam Herr	0	1	0	1	-1	0	8	Travis Jekle	0	0	0	2	-2	0	0	0
14	Thomas DiPaoli	1	1	2	4	+1	1	10	Chris Brown	0	0	0	0	0	-2	0	0
15	Andrew Oglevie	0	0	3	3	0	0	14	Adam Gilmour	2	1	2	5	+2	0	0	0
16	Connor Hurley	0	0	0	0	0	0	15	JD Dudiek	1	0	1	0	-2	0	0	0
18	Jake Evans	2	0	0	2	0	0	18	Colin White	0	0	0	0	0	-1	0	0
20	Justin Wade	0	0	1	1	+4	0	19	Ryan Fitzgerald	0	1	2	3	+1	0	0	0
21	Joe Wegwerth	1	0	1	2	+2	0	20	Peter McCullen	0	0	0	0	0	0	0	0
22	Maria Lucio	1	0	3	4	-2	0	21	Matthew Gaudreau	0	1	1	2	-2	0	0	0
24	Luke Ripley	0	0	0	0	0	0	22	Josh Couturier	1	0	0	1	-2	0	0	0
25	Quinn Malmquist	0	1	1	2	0	0	23	Chris Shero	0	0	0	0	0	-1	0	0
26	Steven Fogarty	1	0	1	2	-1	0	24	Zach Sanford	0	0	1	0	+3	0	0	0
27	Bobby Nardella	5	3	0	8	+2	0	26	Austin Cangelosi	1	0	5	6	+3	1	0	0
28	Jack Jenkins	1	0	1	2	+1	0	35	Alex Joye	dnp							
33	Chad Kutnar																
35	Nick Staszak					dnp											
Totals		13	8	18	39	+5	7		Totals		7	7	12	26	-5	-10	

Goals by Period

Team	1	2	3	OT	Total
ND	1	0	3	0	4
BC	1	0	2	0	3

Shots by Period

Team	1	2	3	OT	Total
ND	13	8	18	39	38
BC	7	7	12	26	26

Power Play Goals-Att (Sh)

Team	PP	AT	BC
1st	0-0 (0)	0-0 (0)	
2nd	0-2 (4)	0-2 (3)	
3rd	0-0 (0)	0-0 (0)	
Total	0-2 (4)	0-2 (3)	

Penalties-Minutes by Prd

Team	PP	BC
1st	1-2	2-4
2nd	3-6	1-2
3rd	0-0	0-0
Total	4-8	3-6

Three stars:

1. Dennis Gilbert

2. Austin Cangelosi

3. Zach Sanford

Officials:

Referee: Geoffrey Miller

Referee: Cameron Voss

Linesman: Bob Bernard

Linesman: Tommy Goggin

Game timekeeper: Tom Burke

Score: Matt Taylor



### Hockey Game Box Score (Final)

#### #13 Notre Dame vs New Hampshire (Jan 23, 2016 at Durham, N.H.)

Notre Dame (14-4-7, 10-1-2 HE) vs. New Hampshire (8-12-4, 2-6-4 HE)  
 Date: Jan 23, 2016 • Location: Durham, N.H. • Arena: Whittemore Center  
 Attendance: 5991 • Start time: 5:00 PM • End time: 7:15 PM • Total time: 2:15

Prd	Time	Team	Scored by	Assists	Vis. on ice	Home on ice	Goals by Period	Team	1	2	3	Tot
1.	1st 11:46	ND	PP Thomas DiPaoli/9	Steven Fogarty/11 Jordan Gross/15	14,23,16,22	14,23,4,27	ND	1	1	1	3	
2.	2nd 00:25	ND	PP Jake Evans/5	Anders Bjork/16 Bobby Nardella/16	18,3,12,10,27	14,6,23,2	ND	0	2	0	2	
3.	2nd 13:43	UNH	PP Andrew Poturalski/19	Mattias Cleland/16	3,4,14,16	18,16,14,13,2	UNH	1	1	1	3	
4.	2nd 19:01	UNH	EV Harry Quast/1	Jason Salvaggio/3	15,25,26,32,7	7,10,25,12,4	UNH	1	2	3	6	
5.	3rd 11:45	ND	EV Mario Lucia/9	Chris Miller/5 Thomas DiPaoli/13 Andy Ryan/8	22,14,16,3,6	22,17,25,4,27	ND	15	6	8	29	
							UNH	7	12	5	24	

#### TEAM SUMMARY

#	Notre Dame	G	A	Pi	Sh	+/-	BI	#	New Hampshire	G	A	Pi	Sh	+/-	BI
3	Jordan Gross	0	1	0	5	0	2	2	Mattias Cleland	0	1	2	2	0	1
4	Dennis Gilbert	0	0	2	3	0	2	4	Dylan Mailer	0	0	0	0	0	1
6	Andy Ryan	0	1	0	1	+1	1	6	Cameron Marks	0	0	0	0	0	6
9	Dawson Cook	0	0	0	0	0	0	7	Harry Quast	1	0	0	2	+1	0
10	Anders Bjork	0	1	0	1	0	0	8	Jamie Hill	0	0	0	2	0	0
12	Sam Herr	0	0	2	2	0	0	10	Jason Salvaggio	0	1	4	0	+1	0
14	Thomas DiPaoli	1	1	2	2	+1	0	11	Michael McNichol	0	0	0	1	0	1
15	Connor Oglevie	0	0	0	1	-1	0	12	Shane Eiserman	0	0	0	1	+1	0
16	Connor Hurley	0	0	0	2	+1	0	13	Dan Correale	0	0	0	2	0	0
18	Jake Evans	1	0	2	1	0	1	14	Maxim Gaudreau	0	0	0	2	0	0
20	Justin Wade	0	0	4	1	0	1	16	Tyler Kelleher	0	0	0	3	0	1
21	Joe Wegwerth	0	2	1	0	0	0	17	Marcus Vela	0	0	0	0	-1	1
22	Mario Lucia	1	0	0	4	+1	0	18	Andrew Poturalski	1	0	2	3	0	0
24	Luke Ripley	0	0	0	0	0	0	21	John Furgele	0	0	0	0	0	0
25	Dylan Malmquist	0	0	0	0	-1	0	22	Ara Nazarian	0	0	0	1	-1	0
26	Steven Fogarty	0	1	2	1	-1	1	23	Kyle Smith	0	0	0	2	0	0
27	Bobby Nardella	0	1	0	1	-1	0	25	Chris Miller	0	1	0	0	0	0
28	Jack Jenkins	0	0	2	0	0	1	27	Matt Dawson	0	0	0	3	-1	1
33	Chad Katunar	dnp						35	Danny Thorne	dnp					
35	Nick Stasack	dnp													
	Totals	3	6	20	29	0	11		Totals	2	3	12	24	0	12

#### GOALTENDERS

#	Notre Dame	Dec	Min	GA	1	2	3	Saves	#	New Hampshire	Dec	Min	GA	1	2	3	Saves
40	Cal Petersen	W	59:34	2	7	10	5	22	32	Jamie Regan	L	59:05	3	14	5	7	26
	EMPTY NET		0:26	0	0	0	0	0		EMPTY NET		0:55	0	0	0	0	0

#### PENALTY SUMMARY

Prd	Player	Team	Min/Offense	Time	Prd	Player	Team	Min/Offense	Time
1st	Steven Fogarty	ND	2.Tripping	04:05	2nd	Justin Wade	ND	2.Holding	11:07
1st	Mattias Cleland	UNH	2.Hooking	09:56	2nd	Justin Wade	ND	2.Boarding	11:07
1st	Dennis Gilbert	ND	2.Interference	15:24	2nd	Joe Wegwerth	ND	2.Interference	15:51
1st	Jack Jenkins	ND	2.Embarrassment	18:31	2nd	Luke Ripley	ND	2.Hooking	09:17
1st	Jason Salvaggio	UNH	2.Interference	18:31	3rd	Jason Salvaggio	UNH	2.Interference	12:27
1st	John Furgele	UNH	2.Holding	18:31	3rd	John Furgele	UNH	2.Tripping	17:57
2nd	Jake Evans	ND	2.Interference	06:00	3rd	Andrew Poturalski	UNH	2.Interference	20:00
2nd	Thomas DiPaoli	ND	2.Tripping	07:34	3rd	Sam Herr	ND	2.Embarrassment	20:00

Win-Cal Petersen (14-4-7). Loss-Jamie Regan (0-1-0).

Referee's signature

### Hockey Game Box Score (Final)

#### #5 Boston College vs #9 Notre Dame (Jan 29, 2016 at Notre Dame, Indiana)

Boston College (17-4-4, 10-1-4 HEA) vs. Notre Dame (14-5-7, 10-2-2 HEA)  
 Date: Jan 29, 2016 • Location: Notre Dame, Indiana • Arena: Compton Ice Arena  
 Attendance: 5372 • Start time: 7:35 PM • End time: 9:35 PM • Total time: 2 HRS

Prd	Time	Team	Scored by	Assists	Vis. on ice	Home on ice	Goals by Period	Team	1	2	3	Tot
1.	1st 00:16	BC	EV Austin Cangelosi/11	Steve Santini/10 Scott Savage/10	26,6,24,12,8	3,14,16,22,27	BC	2	2	0	4	
2.	1st 12:55	BC	EV Colin White/15	Miles Wood/17	18,28,14,2,22	6,9,21,24,28	ND	0	0	0	0	
3.	2nd 14:58	BC	EV Adam Gilmour/7	Adam Gilmour/7 Miles Wood/18	14,28,3,5,26	3,15,25,26,27						
4.	2nd 17:42	BC	PP Zach Sanford/7	Ian McCoshen/9 Alex Tuch/10 Colin White/18	24,12,18,4,3	6,14,20						

#### TEAM SUMMARY

#	Boston College	1	2	3	Tot	+/-	BI	#	Notre Dame	1	2	3	Tot	+/-	BI
2	Scott Savage	0	1	3	4	+2	1	3	Jordan Gross	0	1	2	3	-2	1
3	Ian McCoshen	1	0	0	1	+1	3	4	Dennis Gilbert	2	0	0	2	0	0
4	Teddy Doherty	1	3	1	5	0	1	5	Andy Ryan	0	0	0	0	-1	2
5	Casey Fitzgerald	0	0	0	0	+1	1	9	Dawson Cook	0	0	0	0	-1	0
6	Steve Santini	0	1	0	1	+1	2	10	Anders Bjork	1	0	0	1	0	0
8	Travis Jeke	0	0	0	0	0	0	12	Sam Herr	1	0	0	1	0	0
10	Chris Brown	2	0	0	2	0	0	14	Thomas DiPaoli	2	0	4	6	-1	0
12	Alex Tuch	1	1	1	3	0	0	15	Andrew Oglevie	1	0	0	1	-1	0
14	Adam Gilmour	1	3	0	4	+3	1	16	Connor Hurley	1	0	0	1	-1	0
18	Colin White	1	2	1	4	+1	0	18	Jake Evans	0	2	0	2	0	0
19	Ryan Fitzgerald	2	2	2	6	0	0	20	Justin Wade	0	1	0	1	0	0
20	Peter McMullen	0	0	0	0	0	0	21	Joe Wegwerth	1	0	0	1	-1	0
21	Matthew Gaudreau	0	0	1	1	0	0	22	Mario Lucia	0	0	1	1	-1	0
22	Zach Sanford	0	0	0	0	+1	0	24	Luke Ripley	1	0	0	1	-1	1
24	Zach Sanford	0	0	2	2	0	0	25	Dylan Malmquist	1	1	1	3	-1	1
26	Austin Cangelosi	1	0	0	1	+2	1	26	Steven Fogarty	1	0	0	1	-1	0
27	Michael Kim	0	1	1	2	0	1	27	Bobby Nardella	1	0	1	2	-2	1
28	Miles Wood	1	2	0	3	+3	0	28	Jack Jenkins	0	0	0	0	-1	0
TM	TEAM	0	0	0	0	0	0	TM	TEAM	0	0	0	0	0	0
29	Ian Milosz	dnp						33	Chad Katunar	dnp					
	Totals	11	18	10	39	+15	11		35	Nick Stasack	dnp				

#### GOALTENDERS

#	Boston College	Dec	Min	GA	1	2	3	Saves	#	Notre Dame	Dec	Min	GA	1	2	3	Saves
30	Thatcher Demko	W	60:00	0	14	5	9	28	40	Cal Petersen	L	60:00	4	9	16	10	35

#### PENALTY SUMMARY

Prd	Player	Team	Min/Offense	Time	Prd	Player	Team	Min/Offense	Time
1st	Michael Kim	BC	2.Hooking	10:19 PP	3rd	Scott Savage	BC	2.Interference	04:38 PP
2nd	Dennis Gilbert	ND	2.Slashing	06:49 PP	3rd	Colin White	BC	2.Tripping	07:41 PP
2nd	Dennis Gilbert	ND	2.Too Many Players On Ice	16:20 PP	3rd	Sam Herr	ND	2.Roughing	09:54 PP
2nd	Dennis Gilbert	ND	2.High Sticking	17:13 PP	3rd	Alex Tuch	BC	2.Interference	13:54 PP
2nd	Miles Wood	BC	2.Tripping	18:35 PP	3rd	Sam Herr	ND	2.Boarding	14:47 PP
2nd	Jordan Gross	ND	2.Slashing	19:59	3rd	Jordan Gross	ND	10.10-Minute Misconduct	14:47

Win-Thatcher Demko (17-4-2). Loss-Cal Petersen (14-5-7).

Referee's signature

### Hockey Game Box Score (Final)

#### #10 Notre Dame vs Vermont (Feb 05, 2016 at Burlington, Vt.)

Notre Dame (15-5-7, 11-2-2 HEA) vs. Vermont (11-15-2, 5-8-2 HEA)  
 Date: Feb 05, 2016 • Location: Burlington, Vt. • Arena: Gutterson Fieldhouse  
 Attendance: 4007 • Start time: 7:05 pm • End time: 9:10 pm • Total time: 2:05

Prd	Time	Team	Scored by	Assists	Vis. on ice	Home on ice	Goals by Period	Team	1	2	3	Tot
1.	2nd 00:55	UVM	EV Mario Puskarch/8	Craig Puffer/3	4,10,12,18,26	21,17,20,3,18	UVM	0	1	1	2	
2.	2nd 01:54	ND	EV Steven Fogarty/8	Brendan Bradley/8 Thomas DiPaoli/15	26,14,3,22,27	4,19,22,26,27	ND	0	1	0	1	
3.	3rd 12:22	ND	PP Thomas DiPaoli/10	Jordan Gross/17 Steven Fogarty/12	14,3,26,16,22	3,16,18,28	ND	7	9	14	30	
							UVM	6	7	11	24	

#### TEAM SUMMARY

#	Notre Dame	1	2	3	Tot	+/-	BI	#	Vermont	1	2	3	Tot	+/-	BI
3	Jordan Gross	1	1	3	5	+1	0	3	Mike Lee	1	0	0	1	+1	2
4	Dennis Gilbert	2	1	0	3	-1	0	4	Liam Coughlin	0	0	0	0	-1	0
6	Andy Ryan	0	1	0	1	0	0	10	Travis Blainell	0	0	0	0	0	1
9	Dawson Cook	0	0	1	1	0	0	11	Conor O'Neill	0	0	0	0	0	0
10	Anders Bjork	0	1	0	1	-1	0	13	Dan Senkbeil	0	0	1	1	0	1
12	Sam Herr	2	0	2	4	-1	1	14	Kevin Irwin	1	1	0	2	0	0
14	Thomas DiPaoli	1	0	2	3	+1	0	15	Yvan Pattrin	0	0	1	1	0	1
15	Andrew Oglevie	0	0	0	0	0	0	16	Jonathan Turk	0	1	0	1	0	0
16	Connor Hurley	0	0	1	1	0	1	17	Craig Puffer	0	1	1	2	+1	2
18	Jake Evans	0	1	2	3	-1	0	18	Alex Pivriter	1	0	0	1	+1	3
20	Justin Wade	0	0	0	0	0	1	19	Jarrid Pivriter	0	0	0	0	-1	0
21	Joe Wegwerth	0	0	0	0	0	0	20	Brendan Bradley	0	1	2	3	-1	0
22	Mario Lucia	1	0	0	1	+1	0	21	Mario Puskarch	0	1	2	3	+1	1
24	Luke Ripley	0	0	0	0	0	2	22	Brady Shaw	2	0	0	2	0	0
25	Dylan Malmquist	0	0	0	0	0	1	23	Chris Muscoby	0	0	0	0	0	2
26	Steven Fogarty	0	2	2	4	0	0	24	Travis Blainell	0	1	0	1	-1	1
27	Bobby Nardella	0	1	0	1	+1	0	27	Or Abramson	0	0	0	0	-1	0
28	Jack Jenkins	0	1	1	2	0	0	28	Anthony Petruzzelli	0	0	0	0	-1	0
33	Chad Katunar	dnp						30	Pat Feeley	dnp					
35	Nick Stasack	dnp						Totals		6	7	11	24	0	15
Totals		7	9	14	30	0	6								
Power Play Goals-Ast (Sh)															
		Prd		ND		UVM									
1st		0-2		0-2		6-1									
2nd		0-1		0-2		0-1									
3rd		1-2		0-0		0-0									
Total		1-5		0-9		0-2									
Penalties-Minutes-by Prd															
		Prd		ND		UVM									
1st		1-2		3-17											
2nd		1-2		2-4											
3rd		0-0		1-2											
Total		2-4		6-23											
Three stars:															
1. Thomas DiPaoli															
2. Steven Fogarty															
3. Mario Puskarch															
Officials:															
Referee: Jeff Bunyon															
Referee Scott Hansen															



### Hockey Game Box Score (Final)

#### Maine vs #8 Notre Dame (Feb 12, 2016 at Notre Dame, Ind.)

Maine (7-18-6, 4-11-2 HEA) vs. Notre Dame (17-5-7, 13-2-2 HEA)

Date: Feb 12, 2016 • Location: Notre Dame, Ind. • Arena: Compton Family Arena

Attendance: 5022 • Start time: 6:40 PM • End time: 9:00 PM • Total time: 2:20

Prd	Time	Team	Scored by	Assists	Vis. on ice	Home on ice	Goals by Period
1	1st	04:08	ND	EV Thomas DiPaulli/11	Mario Lucia/11	22,28,11,47,3	14,22,16,6,24
2	1st	08:05	MAIN	EV Andrew Tegeler/2	Connor Hurley/10	17,3,14,29,47	3,12,18,22,27
3	3rd	09:38	ND	EV Jack Jenkins/2	Mark Hamilton/14	2,11,18,28,47	28,18,24,12,6
4	3rd	11:07	ND	PP Mario Lucia/10	Sam Herr/8	22,44,47,89	22,10,3,14,26
5	3rd	17:26	ND	EN Thomas DiPaulli/12	Anders Bjork/18	3,2,11,21,28,89	14,24,4,6,12
TEAM SUMMARY							Goals by Period
#	Maine	1	2	3	Tot	+/-	BI
2	Dan Renouf	1	0	1	2	-2	1
3	Rob Michel	0	0	0	0	-1	0
11	Steven Swawley	0	1	0	1	-3	1
13	Nolan Vesey	0	0	1	1	0	0
14	Cedric Lacroix	0	0	1	1	+1	1
16	Daniel Perez	0	1	0	1	0	0
17	Andrew Tegeler	1	2	0	3	+1	0
18	Keith Muehlbauer	0	0	0	0	-1	0
21	Cam Brown	1	0	0	1	-1	0
22	Brendan Robbins	0	1	2	3	-1	0
23	Sam Becker	0	0	1	1	0	0
25	Eric Schurhammer	1	0	1	2	0	0
28	Will Merchant	0	1	2	3	-2	3
29	Daniel Perez	0	0	0	0	+1	0
44	Conor Riley	1	0	0	1	0	0
47	Mark Hamilton	0	0	0	0	-1	4
88	Brian Morgan	1	0	1	2	0	0
89	Blaine Byron	0	1	1	2	-1	1
30	Sean Romeo	dnp					
35	Rob McGovern	dnp					
Totals		7	6	9	22	-11	10
#	Notre Dame	1	2	3	Tot	+/-	BI
3	Jordan Gross	1	1	1	3	-1	1
4	Dennis Gilbert	0	1	0	1	+1	1
6	Andy Ryan	0	1	0	1	+3	0
8	Ben Ostlie	1	0	0	1	0	0
9	Dawson Cook	0	0	0	0	0	0
10	Anders Bjork	0	1	2	3	0	0
12	Sam Herr	1	3	1	5	+1	1
14	Thomas DiPaulli	4	2	4	10	+2	0
16	Connor Hurley	0	0	1	1	+1	0
18	Jake Evans	1	1	1	3	0	0
20	Justin Wade	0	0	0	0	0	0
21	Joe Wegwerth	0	0	0	0	0	0
22	Mario Lucia	1	3	2	6	0	0
24	Dylan Malkin	0	0	0	0	+3	0
25	Dylan Malkin	1	1	0	2	0	0
26	Steven Fogarty	0	0	0	0	0	0
27	Bobby Nardella	2	2	0	4	-1	1
28	Jack Jenkins	3	0	1	4	+1	1
33	Chad Katanar	dnp					
35	Nick Stasack	dnp					
Totals		15	16	12	43	+10	5

## GOALTENDERS

#	Maine	Dec	Min	GA	1	2	3	Saves	#	Notre Dame	Dec	Min	GA	1	2	3	Saves
36	Matt Morris	L	59:28	3	14	16	9	39	40	Cal Petersen	W	60:00	1	6	6	9	21
	EMPTY NET		0:32	1	0	0	0	0									

## PENALTY SUMMARY

Prd	Player	Team	MinOffense	Time	Prd	Player	Team	MinOffense	Time
1st	Joe Wegwerth	ND	2.Hooking	05:48 PP	3rd	Dan Renouf	Maine	2.Holding	07:13 PP
1st	Eric Schurhammer	Maine	2.Interference	16:58 PP	3rd	Keith Muehlbauer	Maine	2.Holding	09:38 PP
2nd	Cedric Lacroix	Maine	2.Delay Of Game	02:05 PP	3rd	Sam Becker	Maine	2.0-Interference	17:43 PP
2nd	Jake Evans	ND	2.Interference	04:06 PP					

Win-Cal Petersen (17-5-7). Loss-Matt Morris (6-8-3).  
Timeout Maine @ 14:59 of 2nd Period.

Referee's signature

### Hockey Game Box Score (Final)

#### Maine vs #8 Notre Dame (Feb 13, 2016 at Notre Dame, Ind.)

Maine (7-19-6, 4-12-2 HEA) vs. Notre Dame (18-5-7, 14-2-2 HEA)

Date: Feb 13, 2016 • Location: Notre Dame, Ind. • Arena: Compton Family Arena

Attendance: 5022 • Start time: 7:10 PM • End time: 9:25 PM • Total time: 2:15

Prd	Time	Team	Scored by	Assists	Vis. on ice	Home on ice	Goals by Period
1	1st	13:55	ND	EV Jake Evans/7	Justin Wade/4	21,23,25,89,13	18,20,4,12,28
2	2nd	00:31	ND	EV Sam Herr/10	Jack Jenkins/2	3,13,21,47,89	28,4,12,18,20
3	2nd	14:09	ND	PP Connor Hurley/5	Jordan Gross/19	2,21,44	16,3,22,14,26
4	3rd	03:06	ND	EV Anders Bjork/11	Mario Lucia/12	3,11,22,25	10,24,6,26
5	3rd	04:37	ND	EV Dylan Malkin/9	Luke Ripley/5	2,16,18,44,88	25,4,18,27,28
6	3rd	17:11	MAIN	EV Brendan Robbins/4	Bobby Nardella/18	22,11,25,2,28	3,8,9,21,27
TEAM SUMMARY							Goals by Period
#	Maine	1	2	3	Tot	+/-	BI
2	Dan Renouf	0	1	0	1	0	0
3	Rob Michel	1	1	4	6	-2	3
11	Steven Swawley	1	1	2	4	0	0
13	Nolan Vesey	1	1	0	2	-2	0
14	Cedric Lacroix	0	0	0	0	0	0
16	Dane Gibson	0	0	0	0	-1	1
17	Andrew Tegeler	0	2	2	4	0	1
18	Keith Muehlbauer	0	1	2	3	-1	2
21	Cam Brown	1	0	0	1	-2	1
22	Brendan Robbins	1	2	1	4	0	0
23	Sam Becker	1	0	0	1	-1	2
25	Eric Schurhammer	0	2	1	3	-1	1
28	Will Merchant	0	0	1	1	+1	0
29	Daniel Perez	1	2	0	3	0	0
44	Conor Riley	0	2	0	2	-1	0
47	Mark Hamilton	0	0	1	1	-1	5
88	Brian Morgan	0	0	0	0	-1	0
89	Blaine Byron	1	1	1	3	-2	0
TM	TEAM	0	0	0	0	0	0
30	Sean Romeo	dnp					
Totals		8	18	15	41	-14	16
#	Notre Dame	1	2	3	Tot	+/-	BI
3	Jordan Gross	3	4	1	8	-1	1
4	Dennis Gilbert	2	0	0	2	+3	1
6	Andy Ryan	0	1	0	1	+1	2
8	Ben Ostlie	1	0	0	1	-1	0
9	Dawson Cook	0	0	0	0	-1	1
10	Anders Bjork	1	0	3	4	+1	0
12	Sam Herr	2	2	1	5	+2	2
14	Thomas DiPaulli	1	0	0	1	0	2
16	Connor Hurley	0	2	0	2	0	0
18	Jake Evans	1	0	0	1	+3	0
20	Justin Wade	0	0	0	0	+2	1
21	Joe Wegwerth	0	0	0	0	-1	0
22	Mario Lucia	2	1	3	6	0	0
24	Dylan Malkin	0	0	3	3	+1	0
26	Steven Fogarty	0	0	2	2	+1	0
27	Bobby Nardella	1	0	1	2	0	1
28	Jack Jenkins	0	0	0	0	+3	1
33	Chad Katanar	dnp					
35	Nick Stasack	dnp					
Totals		14	10	11	35	+14	15

## GOALTENDERS

#	Maine	Dec	Min	GA	1	2	3	Saves	#	Notre Dame	Dec	Min	GA	1	2	3	Saves
36	Matt Morris	L	47:25	5	13	8	2	23	40	Cal Petersen	W	59:52	1	8	18	14	40
35	Rob McGovern		12:35	0	0	0	0	7		EMPTY NET		0:08	0	0	0	0	0

## PENALTY SUMMARY

Prd	Player	Team	Min	Offense	Time	Prd	Player	Team	Min	Offense	Time
2nd	Cedric Lacroix	Maine	2	Unsportsmanlike Conduct	01:22 PP	2nd	Brian Morgan	Maine	2	Interference	18:25 PP
2nd	Daniel Perez	Maine	2	Charging	19:36 PP	3rd	Mario Lucia	ND	2	Roughing	01:33
2nd	Daniel Perez	Maine	2	Tripping	13:06 PP	3rd	Will Merchant	Maine	2	Roughing	01:33
2nd	TEAM	Maine	2	Too Many Players On Ice	13:44 PP	3rd	Steven Fogarty	ND	2	Interference	07:25 PP

Win-Cal Petersen (18-5-7). Loss-Matt Morris (6-9-3).  
Timeout Notre Dame @ 17:24 of 2nd period.

Referee's signature

### Hockey Game Box Score (Final)

#### #7 Notre Dame vs #5 Providence (Feb 19, 2016 at Providence, R.I.)

Notre Dame (18-6-7, 14-3-2 HEA) vs. Providence (22-5-4, 13-3-3 HEA)

Date: Feb 19, 2016 • Location: Providence, R.I. • Arena: Schneider Arena

Attendance: 3033 • Start time: 7:05 PM • End time: 9:30 PM • Total time: 2:25

Prd	Time	Team	Scored by	Assists	Vis. on ice	Home on ice	Goals by Period										
1	1st	05:50	ND	EV Dylan Malkin/10	Steven Fogarty/13	25,26,10,24,6	29,26,18,6,3										
2	2nd	15:06	ND	EV Jake Evans/8	Anders Bjork/19	18,10,24,6	3,10,9,6										
3	3rd	13:35	PC	PP Tanev, Brandon/12	Luke Ripley/6	14,16,4,10	22,24,27,6,26										
4	3rd	17:37	PC	EV Pinho, Brian/9	Pinho, Josh/5	14,16,22,24,6	26,18,22,27,5										
5	OT	01:23	PC	EV Mingioia, Trevor/10	Foley, Erik/11	22,25,27,16,3	9,12,10,5,6										
TEAM SUMMARY																	
#	Notre Dame	1	2	3	OT	Tot	+/-	BI	Providence	1	2	3	OT	Tot	+/-	BI	
3	Jordan Gross	0	0	0	0	-1	2	Desharnais, Vincent	0	2	0	0	2	0	0	0	
4	Dennis Gilbert	1	1	0	0	2	3	Gilmour, John	2	2	1	0	5	-2	1	OT	
5	Andy Ryan	0	0	0	0	+1	5	McKenzie, Kyle	0	0	0	0	+2	0	0	0	
8	Ben Ostlie	0	0	0	0	0	0	6	Parisi, Tom	0	0	2	0	-1	1	0	
9	Dawson Cook	0	0	1	0	1	0	8	Tait, Ryan	0	0	3	3	0	0	0	
10	Anders Bjork	0	0	0	0	+2	0	9	Mingioia, Trevor	1	0	0	1	2	0	1	
12	Sam Herr	0	1	1	0	2	0	10	Jankowski, Mark	2	1	2	5	0	1	OT	
14	Thomas DiPaulli	3	2	1	0	6	-1	2	12	Foley, Erik	0	0	1	0	+1	0	3rd
16	Connor Hurley	0	1	1	0	2	-1	5	McParland, Steven	2	0	0	2	0	1	OT	
18	Jake Evans	0	1	1	2	+1	2	18	Saracino, Nick	0	1	1	0	2	0	0	
20	Justin Wade	0	1	0	1	0	2	12	Walman, Jake	0	0	0	0	0	0	0	
21	Joe Wegwerth	0	0	0	0	0	0	21	Rooney, Kevin	0	1	0	1	0	0	0	
22	Mario Lucia	0	1	0	1	-2	0	22	Tanev, Brandon	0	0	2	1	3	+1	0	
24	Luke Ripley	1	0	0	0	+1	1	24	Lemos, Bryan	2	0	1	0	3	0	0	
25	Dylan Malkin	1	0	0	0	1	0	25	Hennessey, Robbie	1	0	0	1	0	0	0	
26	Steven Fogarty	0	0	2	0	+1	0	26	Pinho, Brian	0	0	1	0	1	0	0	
27	Bobby Nardella	0	0	0	0	-1	2	27	Monk, Josh	1	1	1	0	3	+1	3	
28	Jack Jenkins	0	0	1	0	1	0	29	MacPhee, Connor	0	0	2	0	-2	-1	1	
33	Chad Katanar	dnp						33	TM TM	0	0	0	0	0	0	0	
35	Nick Stasack	dnp						35	Leahy, Brendan	dnp							
Totals		6	8	7	1	22	-16	31	11	18	17	2	38	+10			
								Totals	11	8	17	2	38	+10			
									Power Play Goals-Att (Sh)								
									1st	0-0(0)	0-0(0)						
									2nd	0-0(2)	0-0(2)						
									3rd	0-0(0)	1-3(5)						
									OT	0-0(0)	0-0(0)						
									Total	0-2(2)	1-6(6)						
									Penalties-Minutes by Prd								
									1st	ND	PC						
									2nd	0-0	0-0						
									3rd	3-6	2-4						
									OT	0-0	0-0						
									Total	6-12	2-4						
									Three stars:								
									1. Mingioia, Trevor								
									2. Tanev, Brandon								
									3. Anders Bjork								
									Officials:								
									Referee: Scott Hansen								
									Referee-Jeff Bayron								
									Linesman-Brandon Kelleher								
									Linesman-Chris Millie								

**Hockey Game Box Score (Final)**  
**#9 Boston University vs #10 Notre Dame (Feb 26, 2016 at Notre Dame, Ind.)**

Boston University (19-9-5, 12-5-4 HEA) vs. Notre Dame (18-8-7, 14-5-2 HEA)  
Date: Feb 26, 2016 • Location: Notre Dame, Ind. • Arena: Compton Family Arena  
Attendance: 5022 • Start time: 7:40 PM • End time: 9:55 PM • Total time: 2:15

1st	2nd	3rd	Tot	+	-	BI
1st	1-1 (2)	0-0 (0)	1-1 (2)			
2nd	0-0 (0)	0-1 (4)	0-1 (4)			
3rd	0-0 (0)	0-1 (0)	0-1 (0)			
Total	1-1 (2)	1-3 (6)				
Penalties-Minutes by Prd	Prd	BU	ND			
1st	1	2	1			
2nd	3	6	1			
3rd	0	0	0			
Total	4	8	2			
Three stars:						
1. Maguire, Sean						
2. Jordan Gross						
3. O'Regan, Danny						
Officials:						
Referee: Peter Schlittenhardt						
Referee: Terrence Murphy						
Linesman: Brent Gawlik						
Linesman: Robby Shintani						

## GOALTENDERS

#	Boston University	Dec	Min	GA	1	2	3	Saves	#	Notre Dame	Dec	Min	GA	1	2	3	Saves
31	Maguire, Sean	W	60:00	2	8	16	9	33	40	Cal Petersen	L	57:32	3	12	7	2	21
EMPTY NET									EMPTY NET								

## PENALTY SUMMARY

Prd	Player	Team	MinOffense	Time	Prd	Player	Team	MinOffense	Time
1st	Bobby Nardella	ND	2.Tripping	13:35 PP	2nd	Cloonan, Ryan	BU	2.Slashing	19:03 PP
1st	Somerby, Doyle	BU	2.Elbowing	18:47 PP	2nd	Sam Herr	ND	2.Tripping	19:35
2nd	Hickey, Brandon	BU	2.Slashing	09:16 PP	2nd	Somerby, Doyle	BU	2.Cross-Checking	19:35

Win-Maguire, Sean (11-5-1). Loss-Cal Petersen (18-8-7).  
Timeout ND @19:03 3rd Period  
Timeout BU @19:29 3rd Period

Referee's signature

**Hockey Game Box Score (Final)**  
**Northeastern vs #10 Notre Dame (Mar 11, 2016 at Notre Dame, Ind.)**

Northeastern (19-13-5, 10-8-4 HEA) vs. Notre Dame (19-9-7, 15-5-2 HEA)  
Date: Mar 11, 2016 • Location: Notre Dame, Ind. • Arena: Compton Family Arena  
Attendance: 3698 • Start time: 7:35 PM • End time: 9:36 pm • Total time: 2:01

Prd	Time	Team	Scored by	Assists	Vis. on ice	Home on ice	Goals by Period								
1	1st 02:29 <td>NU</td> <td>EV Griffin, Lincoln/4</td> <td>Schule, Patrick/3</td> <td>19,25,12,22,47</td> <td>25,23,15,27,3</td> <td>Team 1 2 3 Tot</td>	NU	EV Griffin, Lincoln/4	Schule, Patrick/3	19,25,12,22,47	25,23,15,27,3	Team 1 2 3 Tot								
2	1st 06:24 <td>NU</td> <td>EV Stevens, John/10</td> <td>Stevens, Nolan/20</td> <td>18,21,12,14,61</td> <td>14,26,12,4,20</td> <td>NU 2 0 1 3</td>	NU	EV Stevens, John/10	Stevens, Nolan/20	18,21,12,14,61	14,26,12,4,20	NU 2 0 1 3								
				Aston-Reese, Zach/2			ND 1 0 0 1								
3	1st 07:35	ND	EV Jordan Gross/9	Bobby Nardella/20	5,10,15,18,47	3,27,22,18,10									
				Mario Lucia/12											
4	3rd 19:25 <td>NU</td> <td>EN Pond, Tanner/2</td> <td>Gaudette, Adam/17</td> <td>22,21,7,8,5</td> <td>14,26,12,6,18</td> <td></td>	NU	EN Pond, Tanner/2	Gaudette, Adam/17	22,21,7,8,5	14,26,12,6,18									
TEAM SUMMARY															
#	Northeastern	1	2	3	Tot	+/-	BI	#	Norke Dame	1	2	3	Tot	+/-	BI
5	Benning, Matt	0	0	0	0	+1	5	3	Jordan Gross	3	0	0	3	0	2
7	McMurry, Mike	0	0	0	0	+1	1	4	Dennis Gilbert	0	0	0	0	-1	4
8	Gaudette, Adam	0	0	2	2	+1	0	6	Andy Ostas	0	0	0	0	-1	1
9	Sikura, Dylan	1	2	1	4	0	0	8	Kevin Ryan	0	0	0	0	0	0
10	Kurker, Sam	0	1	0	1	-1	1	9	Dawson Cook	0	0	0	0	0	0
12	Aston-Reese, Zach	1	0	1	2	+1	0	10	Anders Bjork	1	0	3	4	+1	0
14	Cockerill, Garrett	0	0	1	1	+1	2	12	Sam Herr	0	0	0	0	-2	1
15	Roy, Kevin	0	1	1	2	-1	1	13	Thomas DiPaoli	1	0	1	2	-2	0
16	Collier, Brendan	0	0	0	0	0	0	15	Andrew Olewie	1	0	0	1	-1	1
18	Stevens, John	1	0	0	1	0	2	16	Connor Hurley	1	0	3	4	0	0
19	Griffin, Lincoln	1	0	0	1	+1	1	18	Jake Evans	0	0	0	0	0	0
20	Williams, Eric	0	1	1	2	0	0	19	Steven Fogarty	0	0	0	0	-1	0
21	Stevens, Nolan	1	0	0	1	+2	1	22	Mario Lucia	2	0	0	2	+1	1
22	Pond, Tanner	0	1	1	2	+2	0	24	Luke Ripley	1	0	0	1	0	2
23	Saucerman, Colt	0	1	0	1	0	1	25	Dylan Malquist	0	1	0	1	-2	0
25	Schule, Patrick	1	0	1	2	+1	0	26	Steven Fogarty	0	0	0	0	0	0
47	Darou, Dustin	0	0	0	0	0	0	27	Bobby Nardella	1	1	2	0	1	0
61	Fennell, Jarrett	0	0	0	0	+1	2	28	Jack Jenkins	0	0	0	0	-1	0
1	Roy, Derick	dnp	dnp	dnp	dnp	dnp	dnp	33	Chad Katsun	dnp	dnp	dnp	dnp	dnp	dnp
39	Theist, Jake	dnp	dnp	dnp	dnp	dnp	dnp	35	Nick Stastack	dnp	dnp	dnp	dnp	dnp	dnp
Totals		6	7	9	22	+1	17	Totals		9	4	8	21	-10	16

## GOALTENDERS

#	Northeastern	Dec	Min	GA	1	2	3	Saves	#	Notre Dame	Dec	Min	GA	1	2	3	Saves
41	Ruck, Ryan	W	60:00	1	8	4	8	20	40	Cal Petersen	L	59:25	2	4	7	8	19
EMPTY NET									EMPTY NET								

## PENALTY SUMMARY

Prd	Player	Team	Min	Offense	Time	Prd	Player	Team	Min	Offense	Time
1st	Darou, Dustin	NU	5	Interference	10:04 PP	2nd	Anders Bjork	ND	2	Slashing	08:53 PP
1st	Darou, Dustin	NU	10	Game Misconduct	10:04	2nd	Benning, Matt	NU	2	Holding	18:58 PP

Win-Ruck, Ryan (17-10-4). Loss-Cal Petersen (19-9-7).  
Northeastern leads series 1-0

Referee's signature

**Hockey Game Box Score (Final)**  
**#9 Boston University vs #10 Notre Dame (Feb 27, 2016 at Notre Dame, Ind.)**

Boston University (19-10-5, 12-6-4) vs. Notre Dame (19-8-7, 15-5-2)  
Date: Feb 27, 2016 • Location: Notre Dame, Ind. • Arena: Compton Family Arena  
Attendance: 5022 • Start time: 7:10 PM • End time: 9:30 PM • Total time: 2:20

Prd	Time	Team	Scored by				Assists		Vis. on ice		Home on ice		Goals by Period					
1	2nd	11:47	ND	PP	Dylan Malmquist/11			Anders Bjork/21 Jordan Gross/22	5,7,11,18		25,10,3,14,27			Team	1	2	3	Tot
													BU	0	0	0	0	
													ND	0	1	0	1	
TEAM SUMMARY																		
#	Boston University		1	2	3	Tot	+/-	BI	#		Norse Dame		1	2	3	Tot	+/-	BI
4	Hickey, Brandon		2	1	1	4	0	1	3	Jordan Gross	1	0	1	2	0	0	0	0
5	Grzelczyk, Matt		1	2	1	4	0	2	4	Devin Robertson	2	0	0	0	0	0	0	0
7	McAvoy, Charlie		0	0	1	1	0	1	6	Anders Bjork	1	1	0	2	0	2	0	0
8	Cloonan, Ryan		0	1	1	2	0	0	1	Ben Ostry	0	0	0	0	0	0	0	0
10	O'Regan, Danny		2	0	3	5	0	1	9	Dawson Cook	0	0	0	0	0	0	0	0
11	Moran, Mike		1	1	0	2	0	0	10	Anders Bjork	0	0	0	0	0	0	0	0
12	Phelps, Chase		0	0	0	0	0	0	12	Sam Herr	0	1	2	3	0	0	0	0
14	Carpenter, Bobo		1	1	1	3	0	0	18	Thomas Dupont	1	1	4	6	0	3	0	0
17	Oskanen, Ahti		2	0	1	3	0	1	19	Anders Bjork	0	0	0	0	0	0	0	0
18	Greenway, Jordan		2	2	0	4	0	1	16	Connor Hurley	0	0	0	0	0	0	0	0
19	Baillargeon, Robbie		0	1	0	1	0	0	18	Justin Evans	1	0	0	1	0	1	0	1
20	Duffy, Brian		1	0	0	1	0	0	21	Justin Wade	1	0	1	2	0	3	0	0
21	Lane, Matt		0	0	0	0	0	0	22	Marisa Lucia	0	0	0	0	0	0	0	0
22	Kelley, Tommy		0	0	0	0	0	0	24	Luke Ripley	1	0	1	2	0	0	0	0
23	Forsbacka Karlsson, J		0	2	1	3	0	0	25	Dylan Malmquist	0	1	0	1	0	0	0	0
25	Fortunato, Brandon		0	0	0	0	0	0	26	Steven Fogarty	0	0	0	0	0	0	0	0
26	Andrews, Oskar		0	2	0	2	0	1	27	Bobby Nardella	0	0	0	0	0	0	1	1
27	Somerby, Doyle		1	0	1	2	0	1	28	Jack Jenkins	0	1	1	2	0	0	0	0
30	LaCocque, Connor		dnp						33	Chad Katunar	dnp	dnp	dnp	dnp	dnp	dnp	dnp	dnp
Totals			13	13	13	39	0	10	33	Nick Stackack	7	6	15	28	0	16		
Total Goals																		

Shots by Period				
Team	1	2	3	Tot
BU	13	13	13	39
ND	7	6	15	28

Power Play Goals-Att (Sh)			
Prd	BU	ND	
1st	0-0 (0)	0-0 (0)	
2nd	0-3 (4)	1-1 (1)	
3rd	0-0 (0)	1-1 (2)	
Total	0-3 (4)	1-2 (3)	

Penalties-Minutes by Prd			
Prd	BU	ND	
1st	0-0	1-2	
2nd	0-0	0-0	
3rd	0-0	0-0	
Total	2-4	3-6	

Three stars:			
1. Anders Bjork			
2. Dylan Malmquist			
3. Cal Petersen			

## GOALTENDERS

#	Boston University	Dec	Min	GA	1	2	3	Saves	#	Notre Dame	Dec	Min	GA	1	2	3	Saves
31	Maguire, Sean	L	58:39	1	7	5	15	27	40	Cal Petersen	W	60:00	0	13	13	13	39
EMPTY NET									EMPTY NET								

## PENALTY SUMMARY

Prd	Player	Team	MinOffense	Time	Prd	Player	Team	MinOffense	Time
1st	Steven Fogarty	ND	2.Interference	19:31 PP	2nd	Mario Lucia	ND	2.Tripping	19:35 PP
2nd	Jordan Gross	ND	2.Cross-Checking	02:41 PP	2nd	McAvoy, Charlie	BU	2.Tripping	19:53 PP
2nd	Forsbacka Karlsson,J	BU	2.Interference	10:21 PP					


Win-Cal Petersen (19-8-7). Loss-Maguire, Sean (11-6-1).  
Timeout Boston University @18:00 in 3rd Period

Referee's signature

**Hockey Game Box Score (Final)**  
**Northeastern vs #10 Notre Dame (Mar 12, 2016 at Notre Dame, Ind.)**

Northeastern (20-13-5, 10-8-4 HEA) vs. Notre Dame (19-10-7, 15-5-2 HEA)  
Date: Mar 12, 2016 • Location: Notre Dame, Ind. • Arena: Compton Family Arena  
Attendance: 4200 • Start time: 7:05 PM • End time: 9:21 PM • Total time: 2:16

1st	Prd	Time	Team	Scored by	Assists	Vis. on ice	Home on ice	Goals by Period
1	1st	14:38	ND	EV Luke Ripley/1	Connor Hurley/11	61,25,9,7,14	24,16,3,15,25	Team 1 2 3 Tot
2	1st	18:50	NU	PP Saucerman, Colton/4	Cockerill, Garre/12	23,14,5,15,21	12,18,5,24	NU 1 3 2 6
					Roy, Kevin/13			ND 1 1 2 4
3	2nd	02:26	NU	EV Roy, Kevin/9	Kurker, Sam/12	15,10,23,16,20	27,16,6,25,15	
4	2nd	03:33	NU	EV Cockerill, Garre/8	Stevens, John/22	18,14,21,12,61	28,8,14,4,3	Shots by Period
					Aston-Reese, Zach/28			Team 1 2 3 Tot
5	2nd	05:46	NU	PP Sikura, Dylan/10	Saucerman, Colton/10	9,23,15,14,7	18,24,6,12	NU 14 13 7 34
6	2nd	19:55	ND	EV Mario Lucia/11	Roy, Kevin/14	21,18,12,23,20	22,10,18,27,4	ND 9 9 11 29
					Anders Bjork/22			
7	3rd	01:12	NU	EV Roy, Kevin/10	Jake Evans/25	15,23,14,7	10,26,6,3	Power Play Goals-Att (Sh)
					Saucerman, Colton/11			Prd NU ND
					McMurry, Mike/19			1st 1-3 (3) 0-2 (0)
8	3rd	12:31	NU	EV Pond, Tanner/3	Sikura, Dylan/15	22,9,7,23,20	14,4,3,16,10	2nd 1-1 (1) 0-0 (0)
					McMurry, Mike/20			3rd 0-1 (0) 1-2 (2)
9	3rd	16:33	ND	EV Thomas DiPaoli/13	Justin Wade/6	14,25,9,61,22	14,20,16,27,10	Total 2-5 (4) 1-2 (2)
					Connor Hurley/12			
10	3rd	19:38	ND	PP Mario Lucia/12	Thomas DiPaoli/18	5,25,22,19	22,14,12,6,26	Penalties-Minutes by Prd
								Prd NU ND
								1st 3-6 4-8
								2nd 0-0 1-2
								3rd 3-6 2-4
								Total 6-12 7-14
								Three stars:
								1. Roy, Kevin
								2. Saucerman, Colton
								3. Sikura, Dylan
								Officials:
								Referee: Kevin Keenan
								Referee: Kevin Shea
								Linesman: Robby Shintani
								Linesman: Ed Moberg
								Scorer: Leigh Torbin
TEAM SUMMARY								
#	Northeastern	1	2	3	Tot	+/-	BI	
5	Benning, Matt	0	0	0	0	0	0	
7	McMurry, Mike	1	1	0	2	+1	1	
8	Gaudette, Adam	1	3	0	4	1	1	
9	Sikura, Dylan	0	3	1	4	-1	0	
10	Kurker, Sam	0	0	1	1	+1	1	
12	Aston-Reese, Zach	1	2	1	4	0	0	
14	Cockerill, Garrett	1	2	0	3	0	1	
15	Roy, Kevin	3	2	1	6	+2	0	
16	Collier, Brendan	0	0	0	0	+1	0	
18	Stevens, John	0	0	0	0	0	0	
19	Griffin, Lincoln	1	0	1	2	0	0	
20	Williams, Eric	0	0	0	0	+1	0	
21	Stevens, Nolan	0	0	0	0	2	2	
22	Pond, Tanner	2	0	1	3	0	2	
23	Saucerman, Colton	1	0	0	1	+2	0	
25	Schule, Patrick	0	0	0	0	-2	0	
47	Darou, Dustin	3	0	0	3	0	1	
61	Fennell, Jarrett	0	0	1	1	-1	0	
TM	TEAM	0	0	0	0	0	1	
1	Roy, Derrick	dnp	dnp	dnp	dnp	dnp	dnp	
39	Thout, Jake	dnp	dnp	dnp	dnp	dnp	dnp	
	Totals	14	13	7	34	+4	10	



## #2 Tony Bretzman

So. | F | Mendota Heights, Minnesota  
Langley Rivermen (BCHL)

### Career Highs

Goals: 1 (2x - vs. UConn 11/1/15)  
Assists: 1 (vs. UMass 12/6/14)  
Points: 1 (3x - vs. UConn 11/1/15)  
Multi-point games: n/a  
Point Streak: n/a

### 2015-16 Notes

- Scored a goal in Notre Dame's 8-2 win over UConn at the Barclays Center (Nov. 1).

### Bretzman's Career Stats

Season	GP	G	A	Points	Shots	Shot%	Pen-Min	+/-	PPG	SHG	GWG	Blk
2014-15	17	1	1	2	8	.125	3-6	-2	0	0	1	15
2015-16	8	1	0	1	5	.200	2-4	+2	0	0	0	13
TOTAL	25	2	1	3	13	.154	5-10	0	0	0	1	28



## #3 Jordan Gross

So. | D | Maple Grove, Minnesota  
Green Bay Gamblers (USHL)

### Career Highs

Goals: 2 (2x - vs. Northeastern 11/12/15)  
Assists: 2 (6x - vs. Boston Univ. 2/26/16)  
Points: 3 (vs. Merrimack 1/15/16)  
Multi-point games: 15  
Point Streak: 9 games  
(Dec. 5 - Jan. 23, 2015; 3-8-11)

### 2015-16 Notes

- Opened the season with two assists in Notre Dame's 7-4 win at Penn State (Oct. 16).
- Registered his first career two-goal games this season in wins over Minnesota (4-3 on Nov. 6) and Northeastern (3-2 on Nov. 12).
- His second goal against Minnesota (Nov. 6), scored at 18:04 of the third period, proved to be the game winner.
- Had two assists in Notre Dame's 3-1 win over UMass (Dec. 4).
- Notched a goal and an assist in Notre Dame's 4-3 comeback win at then third-ranked Boston College (Dec. 10).
- Had a career-high three points on a goal and two assists in Notre Dame's 7-2 win over Merrimack (Jan. 15).
- Had two assists in Notre Dame's 5-1 win at New Hampshire (Jan. 22).
- Added two assists in the 2-1 win at Vermont (Feb. 5).
- Had a goal and an assist in Notre Dame's 3-1 win at Vermont (Feb. 6).

- Assisted on both Notre Dame goals in the 3-2 loss to Boston University (Feb. 26).
- Finished the regular season as Hockey East's leading scorer among defensemen in League games (22 GP, 6-16-22) and overall (34 GP, 8-22-30).
- Gross' 22 points in Hockey East play marked the highest total since 2012-13 when Trevor van Riemsdyk (UNH) also recorded 22 points.
- Scored Notre Dame's lone goal in the Hockey East Quarterfinal game one loss to Northeastern (March 11).
- Named a Second Team Hockey East All-Star (March 17).

### Gross's Career Stats

Season	GP	G	A	Points	Shots	Shot%	Pen-Min	+/-	PPG	SHG	GWG	Blk
2014-15	42	7	21	28	92	.076	7-14	+8	1	0	1	41
2015-16	36	9	22	31	113	.080	11-30	+16	2	0	1	39
TOTAL	78	16	43	59	205	.078	18-44	+24	3	0	2	80



### #4 Dennis Gilbert

Fr. | D | Williamsville, New York  
Chicago Steel (USHL)

#### Career Highs

Goals: 1 (2x - at BC 12/10/15)  
Assists: 2 (2x - vs. Western Michigan 1/8/16)  
Points: 2 (3x - vs. Western Michigan 1/8/16)  
Multi-point games: 3  
Point Streak: 3 games  
(Oct. 31 - Nov. 6, 2015; 0-4-4)

#### 2015-16 Notes

- Notched his first career point on an assist in his first career game, a season-opening 7-4 win at Penn State (Oct. 16).
- Had his first career multi-point game with a pair of assists in Notre Dame's 8-2 win over UConn at the Barclays

Center (Nov. 1).

- Scored his first career goal in a 2-2 tie at UMass Lowell (Nov. 20).
- Scored the game-winning goal with 22 seconds left in the third period and added an assist in Notre Dame's 4-3 comeback win at then third-ranked Boston College (Dec. 10).
- After scoring his first career game-winning goal in dramatic fashion, was named the Hockey East Player of the Week (Dec. 14).
- Had a pair of assists in Notre Dame's 7-1 win over Western Michigan (Jan. 8).

#### Gilbert's Career Stats

Season	GP	G	A	Points	Shots	Shot%	Pen-Min	+/-	PPG	SHG	GWG	Blk
2015-16	36	2	8	10	53	.038	17-34	+6	1	0	1	65
TOTAL	36	2	8	10	53	.038	17-34	+6	1	0	1	65



### #6 Andy Ryan

Sr. | D | Brighton, Michigan  
Sioux City Musketeers (USHL)

#### Career Highs

Goals: 2 (at PSU 10/16/15)  
Assists: 2 (3x - vs. UMass 3/8/15)  
Points: 2 (5x - vs. WMU 11/28/15)  
Multi-point games: 5  
Point Streak: 3 games  
(Nov. 28 - Dec. 5, 2015; 0-4-4)

#### 2015-16 Notes

- Serving as an alternate captain.
- A member of Notre Dame's Rosenthal Leadership Academy.
- Along with Chad Katunar, one of the team's two representatives on the Student-Athlete Advisory Committee.

- Opened the season with a career-high two goals in Notre Dame's season-opening win at Penn State (Oct. 16).
- Tied a career-high with two assists in Notre Dame's 3-1 win over Western Michigan (Nov. 28).
- Had an assist in Notre Dame's 3-2 win at New Hampshire (Jan. 23).

#### Ryan's Career Stats

Season	GP	G	A	Points	Shots	Shot%	Pen-Min	+/-	PPG	SHG	GWG	Blk
2012-13	6	0	2	2	1	.000	0-0	+2	0	0	0	1
2013-14	38	2	5	7	33	.061	7-14	+7	2	0	0	55
2014-15	42	1	9	10	37	.027	12-24	+6	0	0	0	72
2015-16	36	2	8	10	32	.062	9-43	+8	0	0	0	49
TOTAL	122	5	24	29	103	.049	28-81	+23	2	0	0	177





### #8 Ben Ostlie

Jr. | F | Edina, Minnesota  
Omaha Lancers (USHL)

#### Career Highs

Goals: 1 (2x - at PSU 10/17/15)  
Assists: 1 (3x - vs. Western Michigan 1/8/16)  
Points: 1 (5x - vs. Western Michigan 1/8/16)  
Multi-point games: n/a

#### 2015-16 Notes

- Scored a goal in Notre Dame's 5-3 loss at Penn State (Oct. 17).
- Had his first assist of the season in Notre Dame's 7-1 win over Western Michigan (Jan. 8).

#### Ostlie's Career Stats

Season	GP	G	A	Points	Shots	Shot%	Pen-Min	+/-	PPG	SHG	GWG	Blk
2013-14	12	0	0	0	10	.000	3-6	-3	0	0	0	3
2014-15	24	1	2	3	13	.077	2-4	0	0	0	0	7
2015-16	26	1	1	2	17	.059	2-4	-5	0	0	0	6
TOTAL	62	2	3	5	40	.050	7-14	-8	0	0	0	16



### #9 Dawson Cook

So. | F | Cadillac, Michigan  
Green Bay Gamblers (USHL)

#### Career Highs

Goals: 1 (4x - vs. Western Michigan 1/8/16)  
Assists: 1 (2x - at BC 12/10/15)  
Points: 1 (6x - vs. Western Michigan 1/8/16)  
Multi-point games: n/a  
Point Streak: 2 games  
(Nov. 28 - Dec. 4, 2015)

#### 2015-16 Notes

- Scored his first goal of the season in a 3-1 in over Western Michigan (Nov. 28).
- Scored a goal in the following game, a 3-1 victory over UMass (Dec. 4) for his first career point streak.

- Notched his first assist of the season in Notre Dame's 4-3 comeback win at then third-ranked Boston College (Dec. 10).
- Scored in the 7-1 win over Western Michigan (Jan. 8).

#### Cook's Career Stats

Season	GP	G	A	Points	Shots	Shot%	Pen-Min	+/-	PPG	SHG	GWG	Blk
2014-15	35	1	1	2	11	.091	4-8	-6	0	0	0	9
2015-16	31	3	1	4	16	.188	2-4	-2	0	0	1	7
TOTAL	66	4	2	6	27	.148	6-12	-8	0	0	1	16



## #10 Anders Bjork

So. | F | Mequon, Wisconsin  
U.S. National U-18 Team

### Career Highs

Goals: 2 (vs. UMass 12/5/15)

Assists: 2 (10x - at Providence 2/19/16)

Points: 3 (3x - vs. Merrimack 1/16/16)

Multi-point games: 11

Point Streak: 10 games

(Nov. 28 - Jan. 23, 2016; 7-8-15)

### 2015-16 Notes

- Opened the season with a pair of assists in Notre Dame's season-opening 7-4 victory at Penn State (Oct. 16).
- Scored his first goal of the season in the 8-2 win over UConn at the Barclays Center (Nov. 1).
- Had a goal and an assist in Notre Dame's 4-3 win over Minnesota (Nov. 6).
- Also scored in a 2-2 tie at UMass Lowell (Nov. 20).
- Notched his first career two-goal game with a pair of third period tallies in Notre Dame's 5-1 win over UMass (Dec. 5).
- Missed the Denver series while playing with Team USA at the World Junior Championships (Helsinki, Finland) -- Notre Dame's 19th player to take part in the World Junior Championships.
- Helped lead Team USA to the bronze medal, netting a pair of goals in the 8-3 bronze medal game win over Sweden and was named USA's Player of the Game (Jan. 4).
- Was the fifth Notre Dame player to earn a medal at the World Junior

Championship, joining Mario Lucia (gold in 2013), Kyle Palmieri (gold in 2010 and bronze in 2011), Kyle Lawson (bronze in 2007) and Ben Simon (silver in 1997).

- Notched a goal in his first game back from Finland as Notre Dame beat Western Michigan 7-1 (Jan. 8) and then scored at Western Michigan (Jan. 9).
- Had a goal and two assists to tie his career-high mark of three points in Notre Dame's 7-2 win over Merrimack.
- Scored a goal and added two assists in Notre Dame's 5-1 win over Merrimack for a six-point weekend (Jan. 16)
- Moved his point streak to nine games and his goal streak to five with Notre Dame's third goal in the 5-1 win at New Hampshire (Jan. 22).
- Added an assist in game two of the UNH series (Jan. 23) to extend his career-long point streak to 10 games (ended at 10 games).
- Had a pair of assists in Notre Dame's 3-2 overtime loss at Providence (Feb. 19).
- Named a Second Team Hockey East All-Star (March 17).

### Bjork's Career Stats

Season	GP	G	A	Points	Shots	Shot%	Pen-Min	+/-	PPG	SHG	GWG	Blk
2014-15	41	7	15	22	74	.095	7-14	-3	1	1	0	18
2015-16	34	11	22	33	88	.125	4-8	+27	3	0	0	12
TOTAL	75	18	37	55	162	.111	11-22	+24	4	1	0	30



## #12 Sam Herr

Sr. | F | Hinsdale, Illinois  
Green Bay Gamblers (USHL)

### Career Highs

Goals: 2 (5x - vs. Merrimack 1/16/15)

Assists: 3 (at PSU 10/16/15)

Points: 3 (3x - at PSU 10/16/15)

Multi-point games: 11

Point Streak: 6 games

(Dec. 6 - Jan. 17, 2014; 6-4-10 & Jan. 2 - 22, 2016; 5-2-7)

### 2015-16 Notes

- Serving as an alternate captain for the second consecutive season.
- A member of Notre Dame's Rosenthal Leadership Academy.
- Opened the season with a career-high three assists in Notre Dame's season-opening 7-4 win at Penn State (Oct. 16).
- Also scored in Notre Dame's 3-3 tie versus Minnesota Duluth (Oct. 23).
- Scored the game-winning goal in the third period of Notre Dame's 2-1 win at UConn (Oct. 31).
- Also scored the game winner in the third period of the 3-1 Irish win over Western Michigan (Nov. 28).
- Netted the game-tying, power-play goal at Denver with 30 seconds to play in regulation (2-2 overtime tie on Jan. 2).
- Scored the game-winning goal in Notre Dame's 7-1 win over Western Michigan (Jan. 8).
- Netted his first two-goal game of the season in Notre Dame's 5-1 win over Merrimack (Jan. 16).
- Scored a goal in Notre Dame's 5-1 win at New Hampshire (Jan. 22).
- Scored an empty net goal to seal Notre Dame's 3-1 win at Vermont (Feb. 6).
- Scored the game-winning goal in Notre Dame's 5-1 win over Maine (Feb. 13).
- Named the Hockey East Defensive Forward of the Year (March 16).

### Herr's Career Stats

Season	GP	G	A	Points	Shots	Shot%	Pen-Min	+/-	PPG	SHG	GWG	Blk
2012-13	13	0	1	1	19	.000	1-2	-3	0	0	0	1
2013-14	40	14	13	27	121	.116	9-18	+14	4	0	4	24
2014-15	42	12	6	18	108	.111	18-36	-9	2	0	1	23
2015-16	36	10	8	18	101	.099	12-24	-2	3	0	4	24
TOTAL	131	36	28	64	349	.103	40-80	0	9	0	9	72



## #14 Thomas DiPauli

Sr. | F | Caldaro, Italy  
U.S. National U-18 Team

### Career Highs

Goals: 2 (3x - vs. Maine 2/12/16)  
Assists: 3 (3x - vs. UConn 11/1/15)  
Points: 4 (1-3-4 2x - vs. UConn 11/1/15)  
Multi-point games: 16  
Point Streak: 5 games  
(Jan. 26 - Feb. 9, 2013; 2-4-6)

### 2015-16 Notes


- Serving as an alternate captain.
- A member of Notre Dame's Rosenthal Leadership Academy
- Has a career-high nine goals (scored eight goals in 41 games as a junior).
- Has five multi-point games on the season including the game-winning goal and three assists in Notre Dame's 8-2 win over UConn at the Barclays Center (Nov. 1).
- Had two assists in Notre Dame's 2-2 tie against Northeastern (Nov. 13) and two assists in the 5-1 win over UMass (Dec. 5).
- Scored the first goal in Notre Dame's 2-2 overtime tie at Denver (Jan. 2).
- Had a pair of assists in Notre Dame's 5-1 win at New Hampshire (Jan. 22).
- Had a goal and an assist in Notre Dame's 3-2 win at New Hampshire (Jan. 23) -

including his single season, career-high ninth goal of the season.

- Had the game-winning, power-play goal in Notre Dame's 2-1 win at Vermont (Feb. 5) and also added an assist for a two-point night.
- Tied his career-high with two goals in Notre Dame's 4-1 win over Maine (Feb. 12) and added an assist for a three-point night.
- Had a goal and an assist in Notre Dame's game two 6-4 loss to Northeastern in the Hockey East Quarterfinals (March 12).
- Named an Honorable Mention Hockey East All-Star (March 17).

### DiPauli's Career Stats

Season	GP	G	A	Points	Shots	Shot%	Pen-Min	+/-	PPG	SHG	GWG	Blk
2012-13	41	5	7	12	74	.068	10-31	+8	0	0	1	27
2013-14	26	3	2	5	41	.073	6-12	0	0	0	1	10
2014-15	41	8	21	29	90	.089	8-24	+8	3	0	3	31
2015-16	36	13	18	31	128	.102	8-16	+13	3	0	2	18
TOTAL	144	29	48	77	333	.087	32-83	+29	6	0	7	86



## #15 Andrew Oglevie

Fr. | F | Fullerton, California  
Cedar Rapids RoughRiders

### Career Highs

Goals: 2 (vs. Merrimack 1/15/16)  
Assists: 1 (3x - at WMU 1/9/16)  
Points: 3 (vs. Merrimack 1/15/16)  
Multi-point games: 1  
Point Streak: 3 games  
(Jan. 8-15, 2016; 2-3-5)

### 2015-16 Notes

- Notched his first career point with an assist in Notre Dame's 3-3 tie against Minnesota Duluth (Oct. 24).
- Scored his first career goal (and first career game winner) in the 3-2 win over Northeastern (Nov. 16).

- Scored the game-tying goal at 15:26 of the third period in Notre Dame's 4-3 comeback win at then third-ranked Boston College (Dec. 10).
- Had a career-high two goals in Notre Dame's 7-2 win over Merrimack (Jan. 15) and added an assist for a career-best, three-point game.
- Missed the second game at Vermont as well as the Maine and Providence series with a lower body injury.

### Oglevie's Career Stats

Season	GP	G	A	Points	Shots	Shot%	Pen-Min	+/-	PPG	SHG	GWG	Blk
2015-16	30	5	4	9	56	.089	4-8	+9	0	0	2	5
TOTAL	30	5	4	9	56	.089	4-8	+9	0	0	2	5





### #16 Connor Hurley

So. | F | Edina, Minnesota  
Green Bay Gamblers (USHL)

#### Career Highs

Goals: 1 (9x - vs. Boston Univ. 2/26/16)  
Assists: 3 (vs. UConn 11/1/15)  
Points: 3 (vs. UConn 11/1/15)  
Multi-point games: 8  
Point Streak: 3 games  
(Oct. 18-25, 2014; 1-4-5)

#### 2015-16 Notes

- Had a career-high three assists in Notre Dame's 8-2 win over UConn at the Barclays Center (Nov. 1).
- Scored a goal in Notre Dame's 2-2 tie with Northeastern (Nov. 13).
- Had a goal and an assist in the 5-1 win over UMass (Dec. 5).
- Scored the Notre Dame goal in the 1-1 overtime tie at #17 Denver (Jan. 1).
- Had a goal and an assist in Notre Dame's 5-1 win at New Hampshire (Jan. 22).
- Notched an assist on Jordan Gross' goal that gave the Irish a 1-0 lead in the 3-1 win at Vermont (Feb. 6).
- Scored his first career power-play goal to extend Notre Dame's lead to 3-0 in an eventual 5-1 win over Maine (Feb. 13).
- Added a power-play goal in the 3-2 loss to Boston University (Feb. 26).
- Had two assists in Notre Dame's game

two 6-4 loss to Northeastern in the Hockey East Quarterfinals (March 12).

#### Hurley's Career Stats

Season	GP	G	A	Points	Shots	Shot%	Pen-Min	+/-	PPG	SHG	GWG	Blk
2014-15	41	4	10	14	59	.068	3-6	+5	0	0	1	10
2015-16	35	6	12	18	56	.107	5-10	+8	2	0	0	11
TOTAL	76	10	22	32	115	.087	8-16	+13	2	0	1	21



### #17 Ali Thomas

Jr. | F | New York, New York  
Des Moines Buccaneers (USHL)

#### Career Highs

Goals: 1 (at Merrimack 11/15/13)  
Assists: 1 (4x - vs. BC 2/28/15)  
Points: 1 (5x - vs. BC 2/28/15)  
Multi-point games: n/a

#### 2015-16 Notes

- Missed the first semester due to injury.

#### Thomas' Career Stats

Season	GP	G	A	Points	Shots	Shot%	Pen-Min	+/-	PPG	SHG	GWG	Blk
2013-14	11	1	1	2	6	.167	2-4	+1	0	0	1	5
2014-15	30	0	3	3	12	.000	9-18	+4	0	0	0	7
TOTAL	41	1	4	5	-	-	11-22	+5	0	0	1	12



## #18 Jake Evans

So. | F | Toronto, Ontario  
St. Michael's Buzzers (OJHL)

### Career Highs

Goals: 2 (vs. Miami 12/28/14)

Assists: 3 (2x - vs. Minnesota 11/6/15)

Points: 3 (4x - vs. Maine 2/13/16)

Multi-point games: 11

Point Streak: 6 games

(Jan. 8-23, 2016; 3-7-10)

### 2015-16 Notes

- After notching 17 points (7-10-17) in 41 games as a freshman wing, having a breakout season as a sophomore center.
- Has six multi-assist games on the season, including two assists in a 5-3 loss at Penn State (Oct. 17), two assists in a 3-2 win over Northeastern (Nov. 12), three assists in Notre Dame's 4-3 win against Minnesota (Nov. 6), two assists in the 7-1 win over Western Michigan (Jan. 8) and three assists in the 5-1 win over Merrimack (Jan. 16).
- Had a goal and an assist in Notre Dame's 8-2 win over UConn at the Barclays Center (Nov. 1).
- Also scored in Notre Dame's 2-2 tie versus Northeastern (Nov. 13).
- Had a pair of assists in Notre Dame's 7-1 win over Western Michigan (Jan. 8).
- Scored a goal in Notre Dame's 3-3 tie at

Western Michigan (Jan. 9).

- Had a goal and an assist in Notre Dame's 7-2 win over Merrimack (Jan. 15).
- Scored a power-play goal in Notre Dame's 3-2 win at New Hampshire (Jan. 23).
- Had the third period, game-winning goal and added an assist in Notre Dame's 3-1 win at Vermont (Feb. 6).
- Scored the opening goal and added two assists in Notre Dame's 5-1 win over Maine (Feb. 13).

### Evans' Career Stats

Season	GP	G	A	Points	Shots	Shot%	Pen-Min	+/-	PPG	SHG	GWG	Blk
2014-15	41	7	10	17	63	.111	11-22	+4	1	0	1	10
2015-16	36	8	25	33	51	.157	9-29	+15	4	0	1	24
TOTAL	77	15	35	50	114	.132	20-51	+19	5	0	2	34



## #20 Justin Wade

Jr. | D | Aurora, Illinois  
Cedar Rapids RoughRiders

### Career Highs

Goals: 1 (2x - vs. UMD 10/23/15)

Assists: 1 (12x - vs. Northeastern 3/12/16)

Points: 1 (14x - vs. Northeastern 3/12/16)

Multi-point games: n/a

Point Streak: n/a

### 2015-16 Notes

- Notched his first career shorthanded goal in Notre Dame's 3-3 tie against Minnesota Duluth (Oct. 23), which was also his second career goal.
- Had a pair of assists in Notre Dame's 5-1 win over Merrimack (Jan. 16).
- Added an assist in Notre Dame's 5-1 win over Maine (Feb. 13).
- Had an assist in Notre Dame's game two 6-4 loss to Northeastern in the Hockey East Quarterfinals (March 12).

### Wade's Career Stats

Season	GP	G	A	Points	Shots	Shot%	Pen-Min	+/-	PPG	SHG	GWG	Blk
2013-14	6	0	0	0	-	-	0-0	-1	0	0	0	-
2014-15	41	1	6	7	21	.048	12-38	+7	0	0	0	49
2015-16	33	1	6	7	29	.034	11-22	+6	0	1	0	52
TOTAL	80	2	12	14	-	-	23-60	+12	0	1	0	101



## #21 Joe Wegwerth

Fr. | F | Brewster, New York  
Cedar Rapids RoughRiders

### Career Highs

Goals: 1 (vs. UConn 11/1/15)  
Assists: 1 (3x - at BC 12/10/15)  
Points: 1 (4x - at BC 12/10/15)  
Multi-point games: n/a  
Point Streak: 2 games  
(Nov. 28 - Dec. 4, 2015)

### 2015-16 Notes

- Registered his first career point by scoring a goal in Notre Dame's 8-2 win over UConn at the Barclays Center (Nov. 1).
- Registered his first career assist in the 3-1 win over Western Michigan (Nov. 28).

### Wegwerth's Career Stats

Season	GP	G	A	Points	Shots	Shot%	Pen-Min	+/-	PPG	SHG	GWG	Blk
2015-16	30	1	3	4	29	.034	9-18	-4	0	0	0	4
TOTAL	30	1	3	4	29	.034	9-18	-4	0	0	0	4



## #22 Mario Lucia

Sr. | F | Plymouth, Minnesota  
Penticton Vees (BCHL)

### 2015-16 Notes

- Serving as an alternate captain.
- A member of Notre Dame's Rosenthal Leadership Academy.
- Opened the season with a goal and two assists in Notre Dame's 7-4 win at Penn State (Oct. 16).
- Assisted on both Notre Dame goals in a 2-1 Irish win at UConn (Oct. 31).
- Scored a power-play goal in Notre Dame's 7-1 win over Western Michigan (Jan. 8).
- Three of his nine goals this season have come on the power play, giving him 19 career power-play goals.
- Notched a goal and an assist in Notre Dame's 7-2 win over Merrimack (Jan. 15) to reach the 100-career point plateau (54-46-100).
- Became the 49th Notre Dame player to register at least 100-career points.
- Followed up with Notre Dame's third goal in the 5-1 win over the Warriors

(Jan. 16).

- Scored two goals and added an assist to lead Notre Dame to a 5-1 win at New Hampshire (Jan. 22).
- Scored the third period, game-winning goal in Notre Dame's 3-2 win at New Hampshire (Jan. 23).
- Had a power-play goal (the 20th of his Notre Dame career) and added an assist for a two-point night in Notre Dame's 4-1 win over Maine (Feb. 12).
- Had two goals in Notre Dame's game two 6-4 loss to Northeastern in the Hockey East Quarterfinals (March 12).

### Career Highs

Goals: 3 (vs. LSSU 10/18/14)  
Assists: 2 (5x - vs. UConn 11/1/15)  
Points: 3 (6x - at New Hampshire 1/22/16)  
Multi-point games: 23  
Point Streak: 9 games  
(Dec. 5 - Jan. 23, 2015; 7-4-11)

### Lucia's Career Stats

Season	GP	G	A	Points	Shots	Shot%	Pen-Min	+/-	PPG	SHG	GWG	Blk
2012-13	32	12	11	23	67	.179	9-18	-4	5	0	1	5
2013-14	40	16	15	31	83	.193	6-12	+1	7	0	4	5
2014-15	42	21	11	32	100	.210	11-22	+5	4	0	2	8
2015-16	36	12	12	24	99	.121	6-12	-2	5	0	2	5
TOTAL	150	61	49	110	349	.175	32-64	0	21	0	9	23



## #24 Luke Ripley

So. | D | Kitimat, British Columbia  
Powell River Kings (BCHL)

### Career Highs

Goals: 1 (3x - vs. Northeastern 3/12/16)  
Assists: 1 (12x - at Providence 2/19/16)  
Points: 1 (15x - vs. Northeastern 3/12/16)  
Multi-point games: n/a  
Point Streak: 3 games  
(Jan. 31-Feb. 7, 2015; 0-3-3)

### 2015-16 Notes

- Notched a single assist in Notre Dame wins over Minnesota (4-3 on Nov. 6), Western Michigan (3-1 on Nov. 28) and UMass (5-1 on Dec. 5).
- Added an assist in the 1-1 tie at #17 Denver (Jan. 1).
- Notched an assist in Notre Dame's 5-1 win over Maine (Feb. 13).
- Scored his first goal of the season to put the Irish up 1-0 in the eventual 6-4 game two loss to Northeastern in the Hockey East Quarterfinals (March 12).

### Ripley's Career Stats

Season	GP	G	A	Points	Shots	Shot%	Pen-Min	+/-	PPG	SHG	GWG	Blk
2014-15	42	2	6	8	32	.062	15-30	+4	0	0	1	71
2015-16	36	1	6	7	40	.025	18-47	+11	0	0	0	55
TOTAL	78	3	12	15	72	.042	33-77	+15	0	0	1	126



## #25 Dylan Malmquist

Fr. | F | Edina, Minnesota  
Edina HS

### Career Highs

Goals: 2 (vs. UMD 10/24/15)  
Assists: 2 (vs. Western Michigan 1/8/16)  
Points: 3 (vs. Western Michigan 1/8/16)  
Multi-point games: 2  
Point Streak: 2 games  
(four times)

### 2015-16 Notes

- Registered his first career point with an assist in his first career game - a 7-4 win at Penn State (Oct. 16).
- The next night, scored his first career goal in Notre Dame's 5-3 loss at Penn State (Oct. 17).
- Of the six NCAA Div. I players this season that played public high school hockey last season, Malmquist was the first to score a goal.
- Scored the game-winning goal in Notre Dame's 5-1 win over UMass (Dec. 5).
- Notched the first multi-point game of his career with a pair of goals in Notre Dame's 3-3 tie versus Minnesota Duluth (Oct. 24).
- Also scored in Notre Dame wins over UConn (8-2 on Nov. 1), Minnesota (4-3 on Nov. 6) and UMass (5-1 on Dec. 5).
- Missed the Nov. 20 game at UMass

Lowell with an injury.

- Had a career high three points on a goal and two assists in Notre Dame's 7-1 win over Western Michigan (Jan. 8).
- Scored a goal in Notre Dame's 5-1 win over Maine (Feb. 13).
- Netted the game-winning, power-play goal in the 1-0 win over Boston University (Feb. 27).

### Malmquist's Career Stats

Season	GP	G	A	Points	Shots	Shot%	Pen-Min	+/-	PPG	SHG	GWG	Blk
2015-16	35	11	6	17	57	.193	7-25	+11	2	0	2	7
TOTAL	35	11	6	17	57	.193	7-25	+11	2	0	2	7





## #26 Steven Fogarty

Sr. | F | Edina, Minnesota  
Penticton Vees (BCHL)

### Career Highs

Goals: 3 (at PSU 10/16/15)

Assists: 2 (6x - vs. Merrimack 1/15/16)

Points: 4 (2x - at PSU 10/16/15)

Multi-point games: 14

Point Streak: 4 games

(Feb. 9-22, 2013; 1-3-4)

### 2015-16 Notes

- Serving as team captain for the second year in a row, becoming the 15th two-year captain in Notre Dame hockey history.
- A member of Notre Dame's Rosenthal Leadership Academy.
- Opened the season with his first career hat trick in Notre Dame's season-opening with at Penn State (Oct. 16), while also adding an assist for a four-point night.
- It was the first Notre Dame hat trick since Robbie Russo scored three goals in last season's 6-1 win at UConn (Jan. 18).
- Had a pair of assists in Notre Dame's 3-3 tie versus Minnesota Duluth (Oct. 23).
- Also had a goal in Notre Dame wins over UConn (Nov. 1) and UMass (Dec.

4-5).

- Scored Notre Dame's first goal and added an assist in the 7-1 win over Western Michigan (Jan. 8).
- Had a pair of assists in Notre Dame's 7-2 win over Merrimack (Jan. 15).
- Notched a goal and an assist in Notre Dame's 2-1 win at Vermont (Feb. 5).
- Scored an extra attacker goal in Notre Dame's 3-2 loss to Boston University (Feb. 26).

### Fogarty's Career Stats

Season	GP	G	A	Points	Shots	Shot%	Pen-Min	+/-	PPG	SHG	GWG	Blk
2012-13	41	5	5	10	50	.100	2-4	+1	2	0	2	7
2013-14	33	3	8	11	56	.054	5-10	+1	0	0	0	12
2014-15	39	9	12	21	85	.106	3-6	+8	3	0	0	34
2015-16	36	10	13	23	82	.122	13-26	+6	1	0	1	19
TOTAL	149	27	38	65	273	.099	23-46	+16	6	0	3	72



## #27 Bobby Nardella

Fr. | D | Rosemont, Illinois  
Tri-City Storm (USHL)

### Career Highs

Goals: 1 (3x - vs. Merrimack 1/15/16)

Assists: 2 (4x - at New Hampshire 1/22/16)

Points: 3 (vs. Merrimack 1/15/16)

Multi-point games: 5

Point Streak: 6 games

(Jan. 2-23; 2-10-12)

### 2015-16 Notes

- Registered his first career point with an assist at Penn State (Oct. 17) in his second career game.
- Scored his first career goal in Notre Dame's 3-3 tie with Minnesota Duluth (Oct. 23) and followed that up the next night with a pair of assists in Notre Dame's 3-3 tie against the Bulldogs.
- Was named the Hockey East's Rookie of the Week following that series versus

Minnesota Duluth (Oct. 26).

- Had a goal in Notre Dame's 8-2 win over UConn at the Barclays Center (Nov. 1).
- Had a pair of assists in Notre Dame's 3-3 tie at Western Michigan (Jan. 9).
- Had a career-high three points in Notre Dame's 7-2 win over Merrimack (Jan. 15) on a goal and two assists.
- Followed that game up with a goal and an assist the next night in Notre Dame's 5-1 win over the Warriors for a five-point weekend en route to being named the Hockey East Rookie of the Week.
- Had a pair of assists in Notre Dame's 5-1 win at New Hampshire (Jan. 22).
- Named to the Hockey East All-Rookie Team (March 16).

### Nardella's Career Stats

Season	GP	G	A	Points	Shots	Shot%	Pen-Min	+/-	PPG	SHG	GWG	Blk
2015-16	34	4	20	24	68	.059	9-18	+10	1	0	1	19
TOTAL	34	4	20	24	68	.059	9-18	+10	1	0	1	19



## #28 Jack Jenkins

Fr. | F | Lake Bluff, Illinois  
Fargo Force (USHL)

### Career Highs

Goals: 1 (2x - vs. Maine 2/12/16)  
Assists: 1 (vs. Western Michigan 1/8/16)  
Points: 1 (3x - vs. vs. Maine 2/12/16)  
Multi-point games: n/a  
Point Streak: 2 games  
(Feb. 12-13, 2016; 1-1-2)

### 2015-16 Notes

- Registered his first career point by scoring Notre Dame's opening goal at then third-ranked Boston College (Dec. 10) in what turned out to be a 4-3 Irish victory.

- Notched his first career assist in Notre Dame's 7-1 win over Western Michigan (Jan. 8).
- Scored the game-winning goal midway through the third period in Notre Dame's 4-1 victory over Maine (Feb. 12).

### Jenkins' Career Stats

Season	GP	G	A	Points	Shots	Shot%	Pen-Min	+/-	PPG	SHG	GWG	Blk
2015-16	27	2	2	4	28	.071	1-2	-1	0	0	1	8
TOTAL	27	2	2	4	28	.071	1-2	-1	0	0	1	8



## #29 Bo Brauer

So. | F | Edina, Minnesota  
Naniamo Clippers (BCHL)

### Career Highs

Goals: n/a  
Assists: n/a  
Points: n/a  
Multi-point games: n/a  
Point Steak: n/a

### 2015-16 Notes

- Made his season debut in Notre Dame's 3-2 win over Northeastern (Nov. 12).

### Brauer's Career Stats

Season	GP	G	A	Points	Shots	Shot%	Pen-Min	+/-	PPG	SHG	GWG	Blk
2014-15	2	0	0	0	1	.000	1-2	0	0	0	0	-
2015-16	1	0	0	0	-	-	0-0	0	0	0	0	-
TOTAL	3	0	0	0	-	-	1-2	0	0	0	0	-



### #33 Chad Katunar

Jr. | G | Victoria, British Columbia  
Penticton Vees (BCHL)

#### Career Highs

##### Saves:

- 35 (vs. Union 11/28/14)

##### Assists: n/a

##### Goals Against: 5 (at UMass 12/5/14)

##### Shutouts: n/a

#### 2015-16 Notes

- Along with Andy Ryan, one of the team's two representatives on the Student-Athlete Advisory Committee.
- Made his season debut by playing the final 6:08 of Notre Dame's 4-1 loss to eighth-ranked Harvard (Nov. 27), turning aside all three shots he faced.

#### Katunar's Career Stats

Goalie	GP-GS	Minutes	GA	GAAvg	Saves	Save%	W	L	T	Sho	PPG	SHG
2013-14	5-3	178:03	7	2.36	52	.881	2	1	0	0.0	2	0
2014-15	15-11	737:08	37	3.01	329	.899	5	3	2	0.0	8	2
2015-16	2-0	13:37	0	0.00	4	1.000	0	0	0	0.0	0	0
TOTAL	22-14	928:48	44	2.84	385	.897	7	4	2	0.0	10	2



### #35 Nick Stasack

Sr. | G | West Springfield, Massachusetts  
The Loomis Chafee School

#### Career Highs

##### Saves: 1 (vs. Merrimack 1/15/16)

##### Goals Against: n/a

##### Shutouts: n/a

- Made his first career appearance in Notre Dame's 7-1 win over Merrimack, stopping the only shot he faced in 4:32 of work.

#### Stasack's Career Stats

Goalie	GP-GS	Minutes	GA	GAAvg	Saves	Save%	W	L	T	Sho	PPG	SHG
2015-16	2-0	4:57	0	0.00	1	1.000	0	0	0	0.0	0	0
TOTAL	2-0	4:57	0	0.00	1	1.000	0	0	0	0.0	0	0



## #40 Cal Petersen

So. | G | Waterloo, Iowa  
Waterloo Black Hawks (USHL)

### Career Highs

#### Saves:

- 87 (L, 4-3 in 5 OT vs. UMass 3/6/15)\*
- 55 (W, 3-1 vs. BC 2/28/15)
- 49 (T, 1-1 at Denver 1/1/16)
- 44 (W, 3-2 at BU 2/21/15)

\* - NCAA Record

#### Assists: n/a

#### Goals Against: 6

- at UMass Lowell (3/15/15)
- vs. Northeastern (3/12/16)

#### Shutouts: 5

1. vs. Niagara 10/25/14 (23 saves)
2. at UMass 12/6/14 (14 saves)
3. vs. Providence College 2/13/15 (38 saves)
4. vs. UMass 3/8/15 (23 saves)
5. vs. Boston University 2/27/16 (39 saves)

### 2015-16 Notes

- A member of Notre Dame's Rosenthal Leadership Academy.
- Had back-to-back 39 save efforts in a pair of ties versus Minnesota Duluth (Oct. 23-24).
- Named the Hockey East Goaltender of the Week on Nov. 2.
- Made a season-high 49 saves in a 1-1 tie at Denver (Jan. 1), including 23 saves in the second period.
- Followed up with a 43-save showing in a 2-2 tie at Denver (Jan. 2).
- Named the Hockey East Goaltender of the Week after the Denver series (stopped 92 of 95 shots for a .968 save percentage).
- Stopped 25 of the 26 shots he faced in a 5-1 win at UNH, with the only goal against coming on a penalty shot.
- Named the Hockey East Goaltender of

the Month in January (5-1-3, 1.89 GAA, .940 Sv%).

- Stopped 23 of the 24 shots he faced in Notre Dame's 2-1 win at Vermont (Feb. 5).
- Made 38 saves to lead Notre Dame to a 3-1 win and weekend sweep at Vermont (Feb. 6), including 17 saves in the third period.
- Stopped 21 of the 22 shots he faced in Notre Dame's 4-1 win over Maine (Feb. 12) to earn the 30th win of his career.
- Stopped 40 of the 41 shots he faced to lead Notre Dame to a 5-1 win over Maine (Feb. 13).
- Made 35 saves in Notre Dame's 3-2 overtime loss at Providence (Feb. 19).
- Stopped all 39 shots he faced in Notre Dame's 1-0 win over Boston University (Feb. 27), his highest save total in a shutout.
- Named an Honorable Mention Hockey East All-Star (March 17).

### Petersen's Career Stats

Goalie	GP-GS	Minutes	GA	GAvg	Saves	Save%	W	L	T	Sho	PPG	SHG
2014-15	33-31	1891:36	79	2.51	892	.919	13	16	3	4.0	19	2
2015-16	36-36	2163:33	79	2.19	1017	.928	19	10	7	1.0	22	0
TOTAL	69-67	4055:09	158	2.34	1909	.924	32	26	10	5.0	41	2

### Notre Dame's Single-Season Records Book (Goaltending)\*

#### Goals-Against Average

1. David Brown (2006-07)	1.58
2. Jordan Pearce (2008-09)	1.68
3. Steven Summerhays (2012-13)	2.01
Steven Summerhays (2013-14)	2.01
5. Jordan Pearce (2007-08)	2.04
<b>6. Cal Petersen (2015-16)</b>	<b>2.19</b>
7. David Brown (2003-04)	2.32

#### Save Percentage

1. Jordan Pearce (2008-09)	.9312
2. David Brown (2006-07)	.9305
<b>3. Cal Petersen (2015-16)</b>	<b>.928</b>
4. David Brown (2003-04)	.925
5. Morgan Cey (2003-04)	.924

\* - Entering the 2016 NCAA Tournament

#### Saves

1. Lance Madson (1988-89)	1,288
2. Mark Kronholm (1973-74)	1,113
3. Morgan Cey (2002-03)	1,054
<b>4. Cal Petersen (2015-16)</b>	<b>1,017</b>
5. Mark Kronholm (1972-73)	980
6. Lance Madson (1989-90)	968
7. Greg Louder (1990-91)	935
8. Morgan Cey (2001-02)	927
9. Jordan Pearce (2007-08)	925
10. Steven Summerhays (2013-14)	912

#### Percent of Team Minutes Played

<b>1. Cal Petersen (2015-16)</b>	<b>98.5%</b>
2. Greg Louder (1990-91)	98.3%
3. Morgan Cey (2002-03)	97.9%
4. Jordan Pearce (2008-09)	96.2%

#### Minutes Played

1. Jordan Pearce (2007-08)	2,558
2. David Brown (2006-07)	2,390
3. Jordan Pearce (2008-09)	2,326
4. Steven Summerhays (2013-14)	2,234
5. Lance Madson (1988-89)	2,213
<b>6. Cal Petersen (2015-16)</b>	<b>2,163</b>
7. Forrest Karr (1998-99)	2,161
8. Morgan Cey (2002-03)	2,136
9. Mike Johnson (2010-11)	2,087
10. Steven Summerhays (2012-13)	2,086



## 2004 NCAA Tournament - Championship

## Midwest Regional

## #3 Minnesota 5 - #13 Notre Dame 2

March 27, 2004 - Grand Rapids, Mich.

The Notre Dame hockey team made its first-ever NCAA Championship appearance at Van Andel Championship Arena in Grand Rapids, Mich. The opponent was the two-time defending national champion and third-ranked Minnesota Golden Gophers.

The Irish jumped out to a 2-0 first-period lead on goals by Cory McLean and Aaron Gill only to see the Gophers score five unanswered goals on the way to a 5-2 win over Notre Dame.

Sophomore All-American Thomas Vanek led Minnesota's comeback with two goals and an assist. Matt Koalska, Danny Irmien (ppg) and Troy Riddle also scored for the Gophers.

The Irish got on the scoreboard just 54 seconds into the contest as McLean teamed with Gill on a two on one to beat Minnesota goaltender Kellen Briggs for McLean's 10th goal of the year.

Notre Dame took advantage of a Minnesota penalty late in the first period and made it 2-0 at 19:18 on the power play. Rob Globke and Mike Walsh set up Gill's team-high ninth power-play goal of the year on a redirection past Briggs for Gill's 17th of the year.

Koalska cut the lead in half to open the middle stanza with a goal just 26 seconds into the period.

The powerful Gopher offense would even the score at 9:13 when Irmien steered a bouncing puck past Morgan Cey for a power-play tally to make it 2-2.

Vanek put the Gophers ahead to stay 3-2 at 16:24 when he poked a loose puck past Cey for his first goal of the game.

The talented Vanek sealed the win at 11:52 of the final period when he beat Cey on a wrap-around goal to make it 4-2.

Riddle closed out the scoring for Minnesota with an empty-net goal at 19:24 to end Notre Dame's season.

Cey equaled a season high with 40 saves. Briggs made 20 saves in the Minnesota goal.

GAME SUMMARY	1	2	3	F
#13 Notre Dame (20-15-4)	2	0	0	2
#3 Minnesota (27-13-3)	0	3	2	5

## Scoring

1st: ND: Cory McLean 10 (Aaron Gill, Mike Walsh), 00:54; ND: A. Gill 17 (M. Walsh, Rob Globke), PPG, 19:18. 2nd: UM: Matt Koalska 13 (Thomas Vanek, Chris Harrington), 00:26; UM: Danny Irmien 14 (Harrington, Gino Guyer), PPG, 9:18; UM: Vanek 25 (unassisted), 16:24. 3rd: UM: Vanek 26 (Koalska, Keith Ballard), 11:52; UM: Troy Riddle 24 (unassisted), ENG, 19:24.

## Goaltender Saves:

ND - Morgan Cey (59:01) 13 - 18 - 9 - 40

UM - Kellen Briggs (60:00) 6 - 7 - 7 - 20

Power Plays: ND: 1 for 5; UM: 1 for 5

Penalties: ND: 8 for 16 min.; UM: 8 for 16 min.

Attendance: 5,325

## 2007 NCAA Championship - Semifinal

## Midwest Regional

## #1 Notre Dame 3 - Alabama-Huntsville 2 (2ot)

March 23, 2007 - Grand Rapids, Mich.

For over 94 minutes, Notre Dame and Alabama-Huntsville battled tooth and nail, looking for that one scoring chance to end the contest.

This time the luck of the Irish was in full force as freshman Ryan Thang drilled a shot from the left wing circle that beat Charger goaltender Marc Narduzzi to give Notre Dame the 3-2 win in the longest game in Irish hockey history.

The win also was the first NCAA Tournament victory in Irish hockey history and advanced Notre Dame to the Midwest Regional finals to face Michigan State.

Notre Dame got off to a fast start, scoring a pair of goals in the first five minutes of the game as senior left wing Josh Sciba scored just 3:18 into the game.

Thang followed with his first goal of the night at 4:26 when he took a feed from Erik Condra and ripped a low shot that beat Blake MacNicol, giving the Irish a 2-0 lead. The goal sent MacNicol to the UAH bench in favor of Marc Narduzzi.

Alabama got back in the game at 10:20 of the second period as Dominick Rozman's shot deflected off an Irish defenseman past David Brown to cut the Notre Dame lead to 2-1.

The Chargers would get the equalizer at 16:06 when Cale Tanaka fired a shot from the slot that beat Brown to the upper corner.

From there the goaltenders took over. Brown would finish with 28 saves in the game while Narduzzi made 49 saves, giving up just one goal.

The Irish got the game winner via the power play. Defensemen Brett Blatchford and Kyle Lawson played catch at the point until Lawson slid a pass to the left wing boards where Thang took the puck and whipped a shot over Narduzzi's blocker for the game winner.

Thang's goal was his 20th of the season and set off a wild celebration on the ice as the Irish had their first NCAA Championship win and lived to play another day.

## GAME SUMMARY

	1	2	3	OT	F
Alabama-Huntsville (13-20-3)	0	2	0	0	2
#1 Notre Dame (32-6-3)	2	0	0	0	1

## Scoring

1st: ND: Josh Sciba 8 (unassisted), 3:18; ND: Ryan Thang 19 (Erik Condra), 4:26. 2nd: UAH: Dominick Rozman 6 (Josh Murray), 10:20; UAH: Cale Tanaka 2 (Tom Train), 16:06. 3rd: No Scoring. 1st OT: No Scoring. 2nd OT: ND: Thang 20 (Kyle Lawson, Brett Blatchford), PPG, 15:18.

## Goaltender Saves:

UAH - Blake MacNicol (4:26) 1 - x - x - x - x - 1

Marc Narduzzi (90:16) 9 - 13 - 11 - 8 - 8 - 49

ND - David Brown (94:42) 7 - 3 - 3 - 12 - 3 - 28

Power Plays: UAH: 0 for 2; ND: 1 for 6

Penalties: UAH: 6 for 12 min.; ND: 2 for 4 min.

Attendance: 5,201

## 2007 NCAA Tournament - Championship

## Midwest Regional Final

## #10 Michigan State 2 - #1 Notre Dame 1

March 24, 2007 - Grand Rapids, Mich.

The Notre Dame 2006-07 hockey season will go down as the one of the best in the program's history as the Irish set record after record on the way to a 32-7-3 final tally. The ride came to an end though as CCHA foe Michigan State handed the Irish a 2-1 loss in the NCAA Midwest Regional championship game.

Chris Mueller and Tim Kennedy scored power-play goals for the Spartans while junior Evan Rankin scored Notre Dame's lone goal in the loss.

The regional championship got off to a slow start as the two teams tried to get a read on each other. The game would remain scoreless after one period of play.

Michigan State finally broke through at 6:04 of the second period as Mueller stuffed a rebound on the power play past David Brown for a 1-0 lead.

The lead would go to 2-0 on another power-play chance at 5:59 of the third period.

Working the puck behind the net, Kennedy walked in front and tucked the puck between Brown's pads for his 17th goal of the year.

Notre Dame finally broke through on Michigan State goaltender Jeff Lerg at 14:52. Defenseman Brett Blatchford fired a shot on goal that went off of Rankin and past Lerg, cutting the lead to 2-1. For Rankin, the goal was his fourth of the season.

The Irish would get several chances in the waning moments as Brown was pulled for the final 1:15 of the game in favor of a sixth attacker, but Notre Dame could not score.

Defenseman Wes O'Neill and forward Ryan Thang were selected to the all-regional team from Notre Dame. They were joined by Michigan State forwards Tim Kennedy and Chris Mueller, defenseman Tyler Howells and goaltender Jeff Lerg. Lerg was their regional most valuable player.

GAME SUMMARY	1	2	3	F
#10 Michigan State (24-13-3)	0	1	1	2
#1 Notre Dame (32-7-3)	0	0	1	1

## Scoring

1st: No Scoring. 2nd: MSU: Chris Mueller 14 (Chris Snavey, Ethan Graham), PPG, 6:04. 3rd: MSU: Tim Kennedy 17 (Tim Crowder, Justin Abdelkader), PPG, 5:59; ND: Evan Rankin 4 (Brett Blatchford, Jason Paige), 14:52.

## Goaltender Saves

MSU - Jeff Lerg (60:00) 8 - 3 - 8 - 19

ND - David Brown (58:45) 7 - 8 - 8 - 23

Power Plays: MSU: 2 for 7; ND: 0 for 5

Penalties: MSU: 8 for 16 min.; ND: 10 for 20 min.

Attendance: 4,839

## 2008 NCAA Tournament - First Round

## West Regional

## #12 Notre Dame 7 - #4 New Hampshire 3

March 28, 2008 - Colorado Springs, Colo.

For most of the second half of the 2007-08 season, the Notre Dame Fighting Irish struggled to score goals. The struggles came to an end at the World Arena in the first semifinal of the NCAA West Regional.

Notre Dame got seven goals from six different players as the Irish advanced to the West Regional final with a 7-3 win over top-seeded New Hampshire.

Junior Christian Hanson scored two goals while Ian Cole (ppg), Kyle Lawson (ppg), Dan Kissel, Ryan Thang and Kevin Deeth had single goals in the win.

New Hampshire got two goals from Jerry Pollastrone and one from Phil DeSimone while James vanRiemsdyck added three assists in the game.

The win improved Notre Dame to 25-15-4 on the year while fourth-ranked New Hampshire ended its season with a 25-10-3 mark.

Pollastrone gave the Wildcats a 1-0 lead at 1:04 of the first as he fired a rebound shot past Jordan Pearce.

The Irish answered back 58 seconds later on the power play when Cole drilled a wrist shot through Kevin Regan's pads to tie the game at the 2:02 mark.

UNH made it 2-1 at 5:41 when Pollastrone got his second of the period and the game, beating Pearce on a rebound to make it 2-1.

Notre Dame would tie the score at 2-2 with a power-play goal at 17:25. Thang set up Lawson at the right point and the sophomore defenseman drilled a wrist past Regan for his fifth of the year.

The Irish took the lead for good at 2:39 of the second period as Hanson scored his 11th goal of the year off a Stewart Carlin rebound to make it 3-2.

The lead would go to 4-2 on a tremendous individual short-handed effort by Kissel as he stickhandled through three UNH defenders and fired a shot inside the left post at 9:53 for his ninth goal of the season.

New Hampshire came right back and cut the lead to 4-3 when DeSimone scored at 13:09.

Notre Dame restored the two-goal lead just 23 seconds into the third as Thang drilled one of his patented wrist shots past Regan for his 17th goal of the year and a 5-3 lead.

With less than four minutes left in the game and the teams skating four on four, UNH pulled its goaltender, with Deeth scoring on a rebound to make it 6-3 with 3:06.

Regan would again be pulled with under three minutes left in the game and Hanson closed the scoring at 17:54 with his second of the night for the final of 7-3.

New Hampshire outshot Notre Dame 35-34. Pearce finished the night with 32 saves while Regan had 27.

## GAME SUMMARY

	1	2	3	F
#12 Notre Dame	2	2	3	7
#4 New Hampshire	2	1	0	3

## Scoring

1st: UNH: Jerry Pollastrone 14 (James vanRiemsdyck), 1:04; ND: Ian Cole 8 (Ben Ryan, Mark Van Guilder), PPG, 2:39; UNH: Pollastrone 15 (Brad Flaishans, vanRiemsdyck), 5:41; ND: Kyle Lawson 5 (Van Guilder, Ryan Thang), PPG, 17:25. 2nd: ND: Christian Hanson 11 (Stewart Carlin, Brock Sheahan), 2:39; ND: Dan Kissel 9 (unassisted), 9:53; UNH: Phil DeSimone 3 (Flaishans, vanRiemsdyck), 13:09. 3rd: ND: Thang 17 (Van Guilder), 00:23; ND: Kevin Deeth 9 (Thang), ENG, 16:54; ND: Hanson 12 (Garrett Regan, Brett Blatchford), 17:54.

## Goaltender Saves:

ND: Jordan Pearce (60:00) 13 - 12 - 7 - 32

UNH: Kevin Regan (58:45) 4 - 15 - 8 - 27

Power Plays: ND: 2-8; UNH: 0-4

Penalties: ND: 5 for 10 min.; UNH: 8 for 27 min.

Attendance: 6,634

## 2008 NCAA Championship - Finals

## West Regional

## #12 Notre Dame 3 - #9 Michigan State 1

March 29, 2008 - Colorado Springs, Colo.

The Notre Dame hockey team earned its first-ever trip to the Frozen Four with a 3-1 win over Michigan State in the championship game of the NCAA West Regional at the Colorado Springs World Arena.

The Fighting Irish became the first team seeded fourth in a regional to advance to the NCAA Frozen Four and avenged their 2-1 loss to the Spartans in the '06-'07 Midwest Regional final.

Christian Hanson, Mark Van Guilder and Teddy Ruth scored for Notre Dame in the victory with Van Guilder getting the game winner with 5:54 remaining in the third period.

Michigan State dominated play early in the game but could not get the puck past goaltender Jordan Pearce who stopped all 10 first-period shots.

Hanson broke through on the scoreboard for the Irish at 2:43 of the second stanza when he stuffed a rebound past Spartan goaltender Jeff Lerg. That gave Hanson three goals and an assist in the two games and earned him a spot on the all-regional team.

Michigan State's Justin Abdelkader banged a laser off the crossbar three minutes later, then tied the game with 10:55 to play in the period when he put a one-timer from the left circle behind Pearce to make it 1-1.

The game would remain that way until Van Guilder snapped the tie with just under six minutes left in the game. He took a pass from Ben Ryan and beat Lerg inside the near post with wrist shot from the slot.

The Irish added an insurance goal just 1:14 later when Ruth put a slap shot past Lerg high on the glove side with assists to Justin White and Hanson.

The Notre Dame defense played a huge role in both victories. The Irish blocked 12 shots in the victory over Michigan State University and killed all four Spartan power plays and all nine in the two regional games.

Pearce allowed just one goal on 21 Michigan State shots and had 32 saves in the victory over New Hampshire, posting back-to-back victories over Hobey Baker semifinalists Lerg and Kevin Regan.

Van Guilder, Hanson and defenseman Brock Sheahan were selected to the NCAA West Regional all-tournament team with Van Guilder being named most outstanding player.

GAME SUMMARY	1	2	3	F
#12 Notre Dame	0	1	2	3
#9 Michigan State	0	1	0	1

1st: No Scoring. 2nd: ND: Christian Hanson 13 (Garrett Regan), 2:43; MSU: Justin Abdelkader 19 (Tim Kennedy, Tim Crowder), 9:05. 3rd: ND: Mark Van Guilder 12 (Ben Ryan), 14:06; ND: Teddy Ruth 2 (Justin White, Hanson), 15:20.

## Goaltender Saves:

ND: Jordan Pearce (60:00) 10 - 4 - 6 - 20

MSU: Jeff Lerg (59:13) 7 - 7 - 9 - 23

Power Play: ND: 0-4; MSU: 0-3

Penalties: ND: 4 for 8 min.; MSU: 5 for 10 min.

Attendance: 5,836

## 2008 NCAA Championship - Semifinal

## Frozen Four

## #5 Notre Dame 5 - #41 Michigan 4 (OT)

April 10, 2008 - Denver, Colo.

Freshman left wing Calle Ridderwall scored his second goal of the game at 5:44 of overtime, lifting fifth-ranked Notre Dame to a 5-4 victory over top-seeded Michigan in the NCAA Frozen Four semifinals at a sold-out (18,544) Pepsi Center in Denver. The win moved the Irish into their first national championship game versus Boston College.

Ridderwall came into the game with three goals in his rookie season, but he saved some of his best play of the year for college hockey's biggest stage as he also scored the opening goal in the first period. He was joined on the Irish side of the scoresheet by Mark Van Guilder, Ryan Thang and Kevin Deeth. Chad Kolarik scored twice for Michigan with Matt Rust and Carl Hagelin getting single goals in the loss.

Ridderwall opened the scoring just five minutes into the game when he rifled a shot over Michigan goaltender Billy Sauer's right shoulder for his fourth goal of the year.

Just 42 seconds later, the Irish had a 2-0 lead when Thang dropped a pass for Van Guilder who ripped a shot from the left circle under Sauer's left arm for his 13th of the season at 5:42.

Thang took his turn at 19:25 of the first period when he scored a brilliant short-handed goal, beating the Wolverine defense at the blueline, then flipping a backhand over Sauer's blocker for his 18th goal of the year and a 3-0 Irish lead.

Sauer was replaced by Bryan Hogan in the Michigan goal to start the second period and he held the Irish at bay until the Wolverines could get back in the game.

They would score twice in a 15-second span midway through the middle period to get back in the game. Kolarik scored his first of the night at 8:48 with a wrist shot over the left shoulder of Notre Dame goaltender Jordan Pearce.

Seconds later, Rust redirected an Aaron Palushaj pass from the left corner behind Pearce at 9:03 to make it a 3-2 game after two periods.

The Wolverines would get the equalizer on the power play at 2:16 of the third period as Kolarik scored his second of the game off his own rebound for his 30th goal of the year.

The Irish grabbed the lead back with 8:30 remaining in the game as Dan Kissel and Deeth combined on a two-on-one play. Kissel put a pass on Deeth's stick and the sophomore center cut in front of the goal, chipping a shot over Hogan for his 10th goal of the season to give Notre Dame the 4-3 lead.

Michigan answered back, tying the game at 4-4 at 14:39 when Hagelin won the race to a loose puck in the Irish zone and fired a shot from the goal line that somehow found its way between Pearce's pad and the near post to send the game into overtime.

That set up Ridderwall's overtime heroics. White dropped a pass to the right point to defenseman Dan VeNard. The senior blueliner drilled a low shot on goal that Hogan stopped with the rebound sliding to the slot. Ridderwall was there and put his head down driving the puck past Hogan to set off a wild celebration on the Pepsi Center ice with the 5-4 Notre Dame win.

The win was the first in overtime for the Irish during the 2007-08 season and their first since defeating Alabama-Huntsville in the 2006-07 NCAA Championship.

Pearce made 29 saves in the victory while Hogan stopped 18 of 20 shots in 45:44 minutes. Sauer finished with six saves in the first 20 minutes of action.

GAME SUMMARY	1	2	3	OT	F
#5 Notre Dame	3	0	1	1	5
#1 Michigan	0	2	2	0	4

**1st:** ND: Calle Ridderwall 4 (Justin White), 5:00; ND: Mark Van Guilder 13 (Ryan Thang, Brock Sheahan), 5:42; ND: Ryan Thang 18 (unassisted), SHG, 19:25. **2nd:** UM: Chad Kolarik 29 (Kevin Porter, Bryan Hogan), 8:48; UM: Matt Rust 12 (Aaron Palushaj, Carl Hagelin), 9:03. **3rd:** UM: Kolarik 30 (Max Pacioretty, Palushaj), PPG, 2:16; ND: Kevin Deeth 10 (Dan Kissel, Ian Cole), 11:30; UM: Hagelin 11 (Rust, Palushaj), 14:39. **OT:** Ridderwall 5 (Dan VeNard, White), 5:44.

## Goaltender Saves:

ND: Jordan Pearce (65:44) 11 - 7 - 7 - 4 - 29  
UM: Billy Sauer (20:00) 6 - x - x - x - 6  
Bryan Hogan (45:44) x - 6 - 5 - 7 - 18

**Power Play:** ND: 0-3; UM: 1-5

**Penalties:** ND: 5 for 10 min.; UM: 3 for 6 min.

**Attendance:** 18,544 (sellout)

## 2008 NCAA Championship - Final

## Frozen Four

## #3 Boston College 4 - #5 Notre Dame 1

April 12, 2007-08 - Denver, Colo.

The Notre Dame hockey team ventured where no other Irish hockey squad had ever been. It faced off in the NCAA Frozen Four championship game against Boston College at the Pepsi Center in Denver, Colo.

The Irish ran into a red-hot Nathan Gerbe as the third-ranked Eagles ended Notre Dame's season with a 4-1 loss in front of a sell-out crowd of 18,632. Gerbe scored twice and assisted on Boston College's other two goals on his way to a four-point game and most valuable player honors. Kevin Deeth scored the lone goal for the Irish who finished the year with a 27-16-4 record.

Both teams had chances in a tightly-played first period that led to the fourth scoreless opening frame in NCAA title game history (also 1968, 2001 and 2007). Boston College ended up with a 7-4 shot advantage in the opening

20 minutes, while Notre Dame went on the power play three times in the period, coming up empty on all three.

The Eagles snapped the scoreless tie just 2:23 into the second period, converting an Irish turnover into a goal. Brian Gibbons forced the turnover and found Gerbe inside the left circle where he whipped a shot over Jordan Pearce's left shoulder for his 34th goal of the year.

Gerbe was at it less than three minutes later, this time on a Boston College power play. Ben Smith's shot from the slot was wide of the goal but rebounded off the back dashboards into the crease where the Eagles' top scorer was there to jam the rebound past Pearce for a 2-0 lead at 5:37.

Boston College made it 3-0 at 8:11 of the second period, converting a second power-play chance, this time with a four-on-three advantage. Joe Whitney did the honors as he took a feed from Gerbe at the top of the slot and drove a slapshot past Pearce for his 11th goal of the year.

The Irish finally broke through just over a minute later at 9:07 when Deeth took a feed from defenseman Kyle Lawson and snapped a shot past Eagles' goaltender John Muse to cut the lead to 3-1 after two periods of play.

Notre Dame looked like it had cut the margin to 3-2 just 4:56 into the third period. Ian Cole's centering pass got caught up in Lawson's skates near the right post and deflected toward the goal, trickling past Muse and over the goal line. Although it was ruled a goal on the ice by referee Todd Anderson, video replay official Greg Shepherd overturned the score after a lengthy delay, ruling the puck was apparently propelled into the net by Lawson's skate in a distinct kicking motion.

The no-goal call took on added significance less than a minute later when Boston College scored to make it a 4-1 game. Gerbe tracked down the puck behind the net and threw a centering pass back in front for Smith, who fanned on his shot attempt but got enough of the bouncing biscuit for it to knuckle over Pearce's shoulder at 5:31 of the period for the final score of 4-1.

Pearce finished with 19 saves in goal while Muse stopped 20 in the game. The Irish were zero-for-eight on the power play while Boston College was able to convert on two of four tries.

Pearce finished the year with 23 wins and the team's 27 wins were the second most in the program's history. Lawson and Deeth were selected to the Frozen Four all-tournament team.

GAME SUMMARY	1	2	3	F
#5 Notre Dame	0	1	0	1
#3 Boston College	0	3	1	4

**1st:** No Scoring. **2nd:** BC: Nathan Gerbe 34 (Brian Gibbons, Ben Smith), 2:23; BC: Gerbe 35 (Smith, Dan Bertram), PPG, 5:37; BC: Joe Whitney 11 (Gerbe, Benn Ferriero), PPG, 8:11; ND: Kevin Deeth 11 (Kyle Lawson, Ian Cole), 9:07. **3rd:** BC: Ben Smith 25 (Gerbe, Gibbons), 5:31.

## Goaltender Saves:

ND: Jordan Pearce (58:31) 7 - 8 - 4 - 19  
BC: John Muse (60:00) 5 - 7 - 8 - 20

**Power Play:** ND: 0-8; BC: 2-4

**Penalties:** ND: 5 for 10 min.; BC: 8 for 16 min.

**Attendance:** 18,632 (sellout)

## 2009 NCAA Championship - Semifinal

## Midwest Regional

## Bemidji State 5 - #2 Notre Dame 1

March 28, 2009 - Grand Rapids, Mich.

The Fighting Irish made their third consecutive appearance in the NCAA Tournament, this time as the No. 1 seed at the Midwest Regional, facing Bemidji State. For Notre Dame, everything that could go wrong did, at Van Andel Arena, as the Irish were upset by the Beavers in a 5-1 loss.

Ranked second in the nation coming into the regional, the loss ended Notre Dame's season with a 31-6-3 record. Bemidji went on to win the regional and advance to its first ever NCAA Frozen Four.

The first Bemidji goal would set the tone for the entire game. The Beavers dumped the puck behind the Irish net, where senior goaltender Jordan Pearce came out to play it. The puck took a funny bounce off the back dasher, then caromed off the side of the goal and back into the crease at the right post. As Pearce scrambled to get back in his net, Bemidji State's Chris McKelvie came charging in from the right wing and chopped at the puck, muscling it over the line just 1:42 into the contest.

The Beavers would make it 2-0 at 11:03 of the first when Tyler Schofield scored on a power-play deflection between Pearce's pads.

Notre Dame had its chances in the first period, outshooting Bemidji by an 11-7 margin.

The lead would go to 3-0 in the second period when Ben Kinne's shot from the point caromed through a crowd behind Pearce at 13:19.

The Irish would start the third period on the power play, but their hopes would die just 49 seconds into the third period when Matt Read blasted a slapshot from the top of the right circle over Pearce's blocker to give the Beavers a 4-0 lead.

Notre Dame would finally get on the board at 6:02 when Dan Kissel buried a shot past Bemidji goaltender Matt Dalton from the left circle for his sixth goal of the year to cut the lead to 4-1.

The Irish would pull Pearce with just under four minutes left in favor of a sixth attacker only to see the Beavers win a big faceoff before Schofield fired a loose puck into an empty net for the final margin of 5-1.

Pearce would finish the game with 14 saves while Dalton made 34 stops in the Bemidji net.

GAME SUMMARY	1	2	3	F
Bemidji State	2	1	2	5
#2 Notre Dame	0	0	1	1

**1st:** BSU: Chris McKelvie 3 (unassisted), 1:42; BSU: Tyler Schofield 19 (Brad Hunt, Matt Read), PPG, 11:03. **2nd:** BSU: Ben Kinne 8 (Ryan Cramer, Seha Walters), 13:19. **3rd:** BSU: Matt Read 14 (Schofield), SHG, 00:49; ND: Dan Kissel 6 (Ryan Guentzel, Brett Blatchford), 6:02; BSU: Schofield 20 (unassisted), ENG, 16:33.

## Goaltender Saves:

BSU: Matt Dalton (60:00) 11 - 11 - 12 - 34  
ND: Jordan Pearce (59:43) 5 - 7 - 2 - 14

**Power Play:** BSU: 1-5; ND: 0-4

**Penalties:** BSU: 4 for 8 min.; ND: 5 for 10 min.

**Attendance:** 4,052

## 2011 NCAA Championship - Semifinal

## Northeast Regional

## #9 Notre Dame 4 - #7 Merrimack 3 (OT)

March 26, 2011 - Manchester, N.H.

After missing the NCAA Championship in 2010, Notre Dame returned to postseason action in 2011 at the Northeast Regional in Manchester, N.H., as the third seed at the Verizon Wireless Arena.

The Irish opened the tournament against Hockey East foe Merrimack and the Warriors saw Notre Dame rally from a pair of two-goal deficits to win in overtime 4-3 to advance to the regional final.

Freshman left wing Anders Lee led the way for the Irish, recording two goals, including the overtime game winner 5:18 into the extra stanza for the win. Junior Billy Maday and senior Calle Ridderwall added single goals in the victory.

Merrimack got goals from Kyle Bigos, Ryan Flanigan and Rhett Bly, as the Warriors led 2-0 in the first period and 3-1 midway through the second.

Notre Dame outshot the Warriors 37-35. Irish goaltender Mike Johnson made 32 saves while Merrimack's Joe Cannata had 33.

The victory improved the ninth-ranked Irish to 24-13-5 while seventh-ranked Merrimack closed its season with a 25-10-4 mark.

The Warriors jumped out to a 2-0 lead in the first period, scoring once on the power play and once short-handed.

Bigos opened the scoring at 13:23 when he managed to jam a loose puck in the crease past Johnson for his second goal of the season.

Merrimack got its second goal of the night as Flanigan teamed with Stephane DeCosta on a two-on-one short-handed goal at 16:00 for the 2-0 lead.

The Irish answered 27 seconds later on the power play as Ridderwall ripped a shot from between the hashmarks, beating Cannata for his 15th goal of the season.

Merrimack built the lead to 3-1 at 2:58 of the middle stanza as Bly backhanded a shot over Johnson.

Notre Dame cut the lead to 3-2 at 13:29 when Lee fired a wrist shot over Cannata's glove hand and into the upper right corner. Bryan Rust cleared the puck out of the Irish zone from the right boards to Lee who raced down the left side and fired from the top of the left circle, scoring his team-high 23rd goal of the season.

The Irish got the equalizer at 5:32 of the third period as Maday drove to the goal and was able to get a stick on the puck and push it through the goaltender's pads for his ninth goal of the season and a 3-3 tie.

While the Irish ended regulation with the momentum, Merrimack came out flying in the extra stanza putting the pressure on the Notre Dame goal with six shots in the first five minutes.

Lee would get the game winner at 5:18 on pure hustle and a little bit of luck. Off a faceoff, the Irish threw the puck into the Merrimack zone where a Warrior defender skated behind the goal with Lee in pursuit. As the defenseman cut inside at the right post, Lee took a swing at the puck and deflected it past Cannata to give Notre Dame its first and only lead of the night and the win.

GAME SUMMARY	1	2	3	OT	F
#9 Notre Dame	1	1	1	1	4
#7 Merrimack	2	1	0	0	3

**1st:** MC: Kyle Bigos 2 (Ryan Flanigan, Jordan Heywood), PPG, 13:23; MC: Flanigan 16 (Stephane DeCosta), SHG, 16:00; ND: Calle Ridderwall 15 (Billy Maday, T.J. Tyrann), PPG, 16:27. **2nd:** MC: Rhett Bly 4 (Shawn Bates), 2:58; ND: Anders Lee 23 (Bryan Rust), 13:29. **3rd:** ND: Billy Maday 9 (unassisted), 5:32. **OT:** Lee 24 (unassisted), 5:18.

## Goaltender Saves:

ND: Mike Johnson (65:14) 13 - 9 - 4 - 6 - 32  
MC: Joe Cannata (65:18) 10 - 7 - 16 - 0 - 33

**Power Play:** ND: 1-4; MC: 1-3

**Penalties:** ND: 5 for 10 min.; MC: 6 for 12 min.

**Attendance:** 7,608

## 2011 NCAA Championship - Finals

## Northeast Regional

## #9 Notre Dame 2 - #11 New Hampshire 1

March 27, 2011 - Manchester, N.H.

For the third time in five trips to the NCAA Championship, Notre Dame would play in a regional championship game, this time facing New Hampshire at Verizon Wireless Arena in Manchester, N.H.



Sophomore goaltender Mike Johnson stopped 37 of 38 shots and got goals from Stephen Johns and Billy Maday as the Fighting Irish downed the Wildcats 2-1 to send Notre Dame to the NCAA Frozen Four for the second time in the program's 43-year history.

Johnson held the Wildcats off the scoreboard early in the game and then withstood their third-period comeback attempt. The Verona, Wis., native finished the weekend with 69 saves and a pair of wins.

The lone New Hampshire goal came with 6:23 left in the game and was scored by Mike Siso.

The victory improved ninth-ranked Notre Dame to 25-13-5 overall while 11th-ranked New Hampshire finished the year with a 22-11-6 mark.

Following a television timeout at the 7:11 mark of the first period, the Irish got their second shot of the period and it found the back of the Wildcat net.

Johns got Notre Dame on the scoreboard at 7:26 of the first as he hammered a shot from the center point past netminder Matt DiGirolamo's stick hand for the 1-0 lead.

With time running down in the second, Riley Sheahan centered a pass from the New Hampshire goal line. The puck found Maday at the bottom of the left circle where he got off a backhand that beat DiGirolamo at 19:55 to give the Irish a 2-0 lead. The goal was Maday's second of the weekend and 10th of the season.

New Hampshire broke through on Johnson, snapping his shutout bid at 13:37 of the third period, on a goal by Siso from right in front to cut Notre Dame's lead to 2-1.

From there the Irish held off the Wildcats, including a penalty kill in the final four minutes.

Notre Dame was outshot by New Hampshire 38-36. DiGirolamo finished with 34 saves in the Wildcat goal.

The win improved the Irish to 6-4 all-time in NCAA Championship games.

Four Notre Dame players were selected to the all-Northeast Regional Team. Johnson was selected as the all-tourney goaltender with Johns on defense. Maday and Anders Lee were selected as forwards on the squad with Johnson being named MVP of the tournament.

GAME SUMMARY	1	2	3	F
#11 New Hampshire	0	0	1	— 1
#9 Notre Dame	1	1	0	— 2

**1st:** Stephen Johns 2 (Riley Sheahan, Anders Lee), 7:26. **2nd:** ND: Billy Maday 10 (Sheahan), 19:55. **3rd:** UNH: Mike Siso 15 (Matt Campanale, Damon Kip), 13:37.

#### Goaltender Saves:

UNH: Mike DiGirolamo (59:22) 6 - 14 - 16 - 34  
ND: Mike Johnson (60:00) 13 - 16 - 8 - 37

**Power Play:** UNH: 0-3; ND: 0-2

**Penalties:** UNH: 2 for 4 min.; ND: 3 for 6 min.

**Attendance:** 5,906

### 2011 NCAA Championship - Semifinal

#### Frozen Four

#### #3 Minnesota-Duluth 4 - #14 Notre Dame 3

April 7, 2011 - St. Paul, Minn.

Notre Dame made its second trip to the NCAA Frozen Four in four seasons and opened versus Minnesota-Duluth at the Xcel Energy Center in St. Paul, Minn.

The Bulldogs used three power-play goals to dash Irish national championship hopes on the way to a 4-3 win to end Notre Dame's outstanding 2010-11 season.

J.T. Brown, Mike Connolly and Jack Connolly scored on the power play and Kyle Schmidt added the fourth goal for the Bulldogs.

The Irish got goals from Jeff Costello, T.J. Tynan and Calle Ridderwall (shg) as they had leads of 1-0 and 2-1 in the game but could not hold on to either advantage.

The loss ended fourth-ranked Notre Dame's season with a 25-14-5 mark while Minnesota-Duluth moved on to face Michigan in the title game.

The Irish got off to a fast start in the game as Costello whipped a wrist shot from the top of the right circle past Bulldog goaltender Kenny Rieter just 49 seconds into the game for a 1-0 lead. Costello's 12th goal of the season became the quickest for the Irish in NCAA postseason action.

Duluth answered with the first of three power-play goals at 3:04 when Brown turned and fired a shot from the left circle that beat Mike Johnson through his pads for his 16th goal of the season.

The Irish answered less than six minutes later on Tynan's 23rd goal of the season at 9:46. Ryan Guentzel fired a shot wide but the puck came off the boards to Tynan on the goal line. The freshman center tucked a shot inside the right post to give the Irish a 2-1 lead.

Just 1:06 later, the Bulldogs got their lone even-strength goal when Schmidt broke down the left side and beat Johnson with a shot to the short side for his 10th of the year at 10:52 to tie the game at 2-2.

Minnesota-Duluth took the lead for good at 13:31 via the power play when Mike Connolly whipped a shot from the between the hash marks past Johnson for a 3-2 lead.

The second period saw the Bulldogs score their third of the night on the power play. This time, Jack Connolly beat Johnson from the right face-off dot at 5:51 to give the Bulldogs a 4-2 lead.

The Irish got back in the game in the third as Ridderwall hammered his 16th goal of the year past Rieter, this one short-handed at 2:05, to cut the Duluth lead to 4-3 with plenty of time left in the contest.

Notre Dame carried the play in the third, out shooting Minnesota-Duluth 15-2 in the period but could not score again in the game.

The Irish had a 34-21 edge in shots. Rieter finished with 31 saves while Johnson had 17. The Bulldogs were three for six on the power play while Notre Dame was zero for five.

GAME SUMMARY	1	2	3	F
#4 Notre Dame	2	0	1	— 3
#3 Minnesota-Duluth	3	1	0	— 4

**1st:** ND: Jeff Costello 12 (Ryan Guentzel, Sean Lorenz), 00:49; UMD: J.T. Brown 16 (Justin Faulk, Justin Fontaine), PPG, 3:04; ND: T.J. Tynan 23 (Guentzel, Nick Larson), 9:46; UMD: Kyle Schmidt 10 (Joe Basaraba, Faulk), 10:52; UMD: Mike Connolly 28 (Fontaine, Faulk), PPG, 13:31. **2nd:** UMD: Jack Connolly 18 (Brown, Fontaine), PPG, 5:51. **3rd:** ND: Calle Ridderwall 16 (Ben Ryan, Lorenz), SHG, 2:05.

#### Goaltender Saves:

ND: Mike Johnson (58:34) 8 - 7 - 2 - 17  
UMD: Kenny Rieter (60:00) 13 - 4 - 14 - 31

**Power Play:** ND: 0-5; UMD: 3-6

**Penalties:** ND: 7 for 14 min.; UMD: 6 for 12 min.

**Attendance:** 19,139 (sellout)

### 2013 NCAA Championship - Semifinal

#### Midwest Regional

#### #11 St. Cloud State 5 - #4 Notre Dame 1

March 30, 2013 - Toledo, Ohio

Notre Dame returned to the NCAA Championship after missing out in 2011-12 and ran into a buzzsaw in St. Cloud State as the Huskies ended the season for the Irish with a 5-1 win.

Joey Benik scored a pair of power-play goals and St. Cloud State got single goals from Ben Hanowski, Cory Thorson and Jonny Brodzinski in the win. Mike Voran scored Notre Dame's lone goal of the game. The loss ended the season for the Irish with a 25-13-3 overall record and snapped a six-game winning streak in March and a nine-game unbeaten streak (7-0-2) that started on Feb. 17.

St. Cloud State opened the scoring at 11:32 of the opening period as Hanowski scored his 17th goal of the season past Irish starter Steven Summerhays to make it 1-0.

The Irish looked like they tied the game just 28 seconds later when Anders Lee put the rebound of a Peter Schneider shot past St. Cloud goaltender Ryan Faragher. The officials went to the replay and ruled that Lee had directed the puck past Faragher with his foot and waved the goal off.

The second stanza belonged to St. Cloud State as the Huskies scored three times to open a 4-0 lead after 40 minutes of play.

Benik gave St. Cloud a 2-0 lead at 9:28 of the second period when he scored on the power play.

The lead would go to 3-0 at 13:35 when Thorson tucked a shot between Summerhays' pads for his 11th goal of the year.

Brodzinski, St. Cloud's leading goal scorer on the year, closed out the period with his 22nd of the season at 14:43 to make it a 4-0 game.

Mike Johnson replaced Summerhays in goal to start the third as the Notre Dame starter finished with 14 saves.

The Irish were forced to kill three consecutive penalties and held St. Cloud State off the scoreboard while finally breaking through on Faragher with a short-handed goal at 7:44 to make it a 4-1 game.

With the Huskies applying pressure in the Irish zone, Bryan Rust broke up a pass and carried the puck to the top of the left circle in the St. Cloud State zone. There he fired a shot at Faragher. The sophomore made the stop but Voran fired the rebound over his glove for his fifth of the year.

The Huskies then closed out the scoring with their second power-play goal of the night, with Benik banging a rebound past Johnson for his fifth of the season at 11:07 for the 5-1 final.

The Huskies were two for seven on the power play while the Irish had just one chance and did not convert.

St. Cloud State outshot Notre Dame 23-18 in the game. Faragher made 17 saves in picking up the victory. Johnson made four saves in the final 20 minutes of the game.

GAME SUMMARY	1	2	3	F
#11 St. Cloud State	1	3	1	— 5
#4 Notre Dame	0	0	1	— 1

**1st:** SCSU: Ben Hanowski 17 (Andrew Prochno, Kalle Kossila), 11:32. **2nd:** SCSU: Joey Benik 4 (Nick Jensen, Hanowski), PPG, 9:28; Cory Thorson 11 (Brook Bertsch, Benik), 13:35; Jonny Brodzinski 22 (Jimmy Murray), 14:53. **3rd:** ND: Mike Voran 5 (Bryan Rust), SHG, 7:44; SCSU: Benik 5 (Ethan Prow, Prochno), PPG, 11:07.

#### Goaltender Saves:

SCSU: Ryan Faragher (59:41) 10 - 3 - 4 - 17  
ND: Steven Summerhays (40:00) 10 - 4 - x - 14  
Mike Johnson (20:00) x - x - 4 - 4

**Power Play:** SCSU: 2-7; ND: 0-1

**Penalties:** SCSU: 1 for 2 min.; ND: 7 for 14 min.

**Attendance:** 2,988

### 2014 NCAA Championship - Semifinal

#### West Regional

#### #8 St. Cloud State 4 - #9 Notre Dame 3 (ot)

March 29, 2014 - St. Paul, Minnesota

For the second consecutive year, Notre Dame advanced to the NCAA Championship and would face the St. Cloud State Huskies in the opening game. And, for the second consecutive year, St. Cloud State would end the season for the Irish, this time with a dramatic, 4-3, overtime loss at Xcel Energy Center.

Senior center Nic Dowd whipped a wrist shot from the left wing circle over Irish goaltender Steven Summerhays' glove at 17:21 of the first overtime to give the Huskies the dramatic win 4-3 in a game that saw Notre Dame come from behind three times to force the extra stanza.

The Irish got goals from seniors Bryan Rust and Kevin Lind and sophomore Thomas DiPauli to offset St. Cloud State goals by Ryan Papa, Brooks Bertsch and Jonny Brodzinski to set up Dowd's heroics.

Notre Dame outshot the Huskies by a 42-28 margin, holding St. Cloud State to just six shots in the second and third periods combined.

Summerhays finished with 24 saves, including 15 in overtime as the Huskies had a 16-6 margin in extra time while junior Ryan Faragher had 39 saves in the win.

The loss ended the season for the Irish with a 23-15-2 overall record, including an 8-3-1 mark since Feb. 8.

The Huskies got the first goal of the game off a pretty passing play along the Notre Dame goal line with Papa getting the goal, his sixth of the season at 6:54.

The Irish would answer at the 10:30 mark of the first with Rust getting his 17th of the season as he snapped a wrist shot past Faragher to tie the game at 1-1.

St. Cloud re-took the lead with 34.9 seconds left in the first as Bertsch was left alone in front and took a centering pass from center Cory Thorson and threw it over Summerhays to make it 2-1 heading into the first intermission.

Notre Dame dominated the second period, outshooting the Huskies by an 18-4 margin but could score just once.

That goal came at 8:18 of the second stanza as Lind drilled a laser beam from the right circle past Faragher to tie the game at 2-2.

For the second period in a row, St. Cloud scored in the final minute, with this one coming on the power play with 24.5 seconds left on the clock as the Irish could not get the puck out of their own zone.

Kossila had his pass deflected to Brodzinski at the top of the left circle and the Huskies' leading scorer wasted no time whipping a shot past Summerhays and inside the right post for his 21st goal of the year to give St. Cloud the 3-2 lead.

Notre Dame got the tying goal at 9:35 of the third period when DiPauli scored on a low wrist shot that broke through Faragher's pads to make it 3-3.

Again the Irish dominated the period, outshooting the Huskies by a 9-2 margin as St. Cloud did not get its first shot until 3:37 remained in the third and it came on a power play.

After 60 minutes, the Irish had outshot St. Cloud State by a 36-12 margin, but the score remained tied 3-3.

In overtime, the tide changed, as the Huskies controlled the play and the Irish were forced to kill two penalties in the period to keep the game even.

On the final play, the Irish turned it over at their own blue line twice with David Morley controlling the puck. He fed it ahead to Dowd who finished Notre Dame's season with a perfect shot that hit the cross bar and went in for the 4-3 game winner.

GAME SUMMARY	1	2	3	OT	F
#8 St. Cloud State	2	1	0	1	— 4
#9 Notre Dame	1	1	1	0	— 3

**1st:** SCSU: Ryan Papa 6 (Kalle Kossila, Jonny Brodzinski), 6:54; ND: Bryan Rust 17 (Andy Ryan, T.J. Tynan), 10:30; SCSU: Brooks Bertsch 3 (Cory Thorson, Joey Benik), 19:25. **2nd:** ND: Kevin Lind 3 (Mario Lucia, Peter Schneider), 8:18; SCSU: Brodzinski 21 (Kossila, Ethan Prow), PPG, 19:35. **3rd:** ND: Thomas DiPauli 3 (Rust, Eric Johnson, 9:35. **OT:** SCSU: Nic Dowd 12 (David Morley), 17:21.

#### Goaltender Saves:

Saves: SCSU: Ryan Faragher (77:21) 8 - 17 - 8 - 6 - 39  
ND: Steven Summerhays (77:19) 4 - 3 - 2 - 15 - 24

**Power Play:** SCSU: 1-5; ND: 0-1

**Penalties:** SCSU: 1 for 2 min.;

ND: 5 for 10 min.

**Attendance:** 9,232

### NCAA Championship

#### Frozen Four All-Tournament Team

2007-08 Kevin Deeth (So., C)  
Kyle Lawson (So., D)

#### Regional Most Valuable Player

2010-11 **Northeast Regional**  
Mike Johnson (So., G)  
2007-08 **West Regional**  
Mark Van Guilder (Sr., C)

#### Regional All-Tournament Team

2010-11 **Northeast Regional**  
Stephen Johns (Fr., D)  
Mike Johnson (So., G)  
Anders Lee (Fr., LW)  
Billy Maday (Jr., RW)  
2007-08 **West Regional**  
Christian Hanson (Jr., C)  
Brock Sheahan (Sr., D)  
Mark Van Guilder (Sr., C)  
2006-07 **Midwest Regional**  
Wes O'Neill (Sr., D)  
Ryan Thang (Fr., RW)

**MICHIGAN**

Series: Michigan leads, 73-56-5 (134 games)

At Notre Dame: Notre Dame leads, 26-23-2

At Michigan: Michigan leads, 41-25-3

At Neutral Sites: Michigan leads, 9-5-0

Overtime Wins: Michigan 6, ND 5

One-Goal Wins: Michigan 20, ND 17

Last-Minute Wins: Michigan 3, ND 1

Current Streak: ND 5-0-0 in last five games

YEAR	SITE	W	L	T	RESULT
1921-22	Michigan (OT)	W			3-2
	Notre Dame	W			7-4
1922-23	Michigan	W			3-2
	Notre Dame	W			6-1
1923-24	Michigan		L		1-3
1970-71	Michigan	W			4-2
	Michigan	W			5-4
1971-72	Michigan (OT)	L			5-6
	Michigan	L			5-6
	Notre Dame	W			7-2
	Notre Dame	W			9-4
1972-73	Notre Dame	W			5-2
	Notre Dame	W			8-5
	Michigan	W			3-2
	Michigan	W			4-3
1973-74	Michigan		L		4-6
	Michigan	W			2-0
	Notre Dame	W			4-2
	Notre Dame		L		2-4
1974-75	Michigan (OT)	W			5-4
	Michigan (OT)	L			4-5
	Michigan	L			4-7
	Michigan	W			7-4
1975-76	Notre Dame	W			5-3
	Notre Dame		L		6-9
	Michigan (OT)	W			4-3
	Michigan	L			3-10
	Michigan	L			3-8
	Michigan	W			5-4
1976-77	Michigan		L		6-7
	Michigan	W			6-5
	Notre Dame	W			4-3
	Notre Dame	W			7-3
1977-78	Notre Dame		L		3-5
	Notre Dame		L		5-7
	Michigan	W			7-4
	Michigan	W			5-1
1978-79	Notre Dame	W			7-3
	Notre Dame	W			6-3
	Michigan		L		4-6
	Michigan	W			10-7
1979-80	Notre Dame		L		4-7
	Notre Dame	W			11-9
	Michigan (OT)	W			5-4
	Michigan (OT)		T		5-5
	Michigan	W			8-3
	Michigan		L		3-4
1980-81	Notre Dame		L		3-4
	Notre Dame (OT)	L			6-7
	Michigan		L		5-12
	Michigan		L		4-8
1981-82	Detroit, Mich. (N)	W			6-2
	Michigan	W			9-4
	Michigan (OT)		T		2-2
	Notre Dame	W			6-5
	Notre Dame	W			5-3
1982-83	Michigan	W			9-5
	Michigan		L		4-5
	Detroit, Mich. (N)	L			3-12
1988-89	Notre Dame		L		2-6
	Michigan		L		2-5
1991-92	Notre Dame		L		3-4
	Michigan		L		5-8
1992-93	Michigan		L		1-6
	Aub. Hills, Mich. (N)	L			1-5
	Notre Dame	L			1-7

	Michigan	L			2-7
	Michigan	L			2-13
	Michigan	L			1-8
1993-94	Michigan	L			2-13
	Detroit, Mich. (N)	L			3-8
	Notre Dame	L			1-6
	Aub. Hills, Mich. (N)	L			2-5
1994-95	Michigan	L			2-11
	Aub. Hills, Mich. (N)	L			3-9
	Notre Dame	W			6-3
1995-96	Michigan		L		1-11
	Notre Dame	L			1-4
	Aub. Hills, Mich. (N)	L			1-3
1996-97	Notre Dame	L			3-6
	Michigan	L			1-3
	Michigan	L			1-6
1997-98	Notre Dame	L			2-7
	Michigan (OT)	L			4-5
	Notre Dame	L			0-1
	Michigan	W			4-2
	Michigan (OT)	L			1-2
	Michigan	L			3-4
1998-99	Notre Dame (OT)		T		2-2
	Michigan	L			0-1
	Notre Dame	W			3-2
1999-00	Notre Dame	L			3-5
	Notre Dame	L			1-6
2000-01	Michigan	L			0-9
	Michigan (OT)		T		4-4
2001-02	Notre Dame (OT)		T		3-3
	Notre Dame	L			1-2
2002-03	Michigan	L			2-4
	Michigan	W			4-3
2003-04	Notre Dame	W			4-1
	Notre Dame	W			5-2
2004-05	Michigan	L			1-6
	Notre Dame	L			0-8
	Ft. Wayne, Ind. (N)	L			2-9
	Michigan	L			3-6
	Michigan	L			1-10
	Michigan (OT)	L			0-1
2005-06	Notre Dame	L			5-8
	Michigan	L			2-4
2006-07	Michigan	W			7-3
	Notre Dame	W			4-3
	Detroit, Mich. (N)	W			2-1
2007-08	Michigan	L			2-3
	Aub. Hills, Mich. (N)	L			1-5
	Denver, Colo. (N) (OT)	W			5-4
2008-09	Notre Dame	L			1-2
	Michigan	W			3-2
	Detroit, Mich. (N)	W			5-2
2009-10	Michigan	L			1-4
	Notre Dame	W			2-0
	Michigan	L			0-4
	Notre Dame	W			5-3
2010-11	Michigan	W			3-1
	Michigan	L			3-5
	Detroit, Mich. (N)	L			2-4
2011-12	Notre Dame	W			3-1
	Notre Dame	L			1-2
	Michigan (2OT)	L			1-2
	Michigan	L			1-3
2012-13	Michigan	W			3-1
	Michigan	W			4-1
	Notre Dame	W			7-4
	Notre Dame	W			6-4
	Detroit, Mich. (N)	W			3-1

**SERIES RECORDS**

ND Most Goals (Game): 11, in 1979-80 (11-9)

ND Widest Margin: 5, 5 times

UM Most Goals (Game): 13, twice

UM Widest Margin: 11, twice

High-Scoring Game: 20, in '79-'80 (ND 11-9)

Low-Scoring Game: 1, in '97-'98, '98-'99, '04-'05 (UM 1-0)

Longest ND Win Streak: 6 games ('71-'73)

Longest UM Win Streak: 18 games ('82-'95)

Shutouts By: ND 2 ('73-'74, '09-'10), UM 6 ('97-'98, '98-'99, '00-'01, '04-'05 - 2, '09-'10)

**NORTH DAKOTA**

Series: Series even, 17-17-3 (37 games)

At Notre Dame: Notre Dame leads, 10-7-1

At Grand Forks: North Dakota leads, 10-7-1

At Neutral Sites: Series even, 0-0-1

Overtime Wins: Notre Dame leads, 2-0-0

One-Goal Wins: North Dakota 3, ND 7

Last Meeting: 2012-13

YEAR	SITE	W	L	T	RESULT
1970-71	Notre Dame (OT)	W			6-5
	Notre Dame		L		1-7
1971-72	Grand Forks	W			5-4
	Grand Forks		L		5-6
1972-73	Notre Dame	W			9-3
	Notre Dame		L		2-3
	Notre Dame	W			5-0
	Notre Dame	W			8-3
1973-74	Grand Forks		L		5-7
	Grand Forks	W			7-3
1974-75	Grand Forks	W			5-3
	Grand Forks (OT)	W			3-2
	Notre Dame		L		1-2
	Notre Dame	W			5-2
1975-76	Grand Forks	W			5-3
	Grand Forks	W			5-3
1976-77	Notre Dame	W			6-5
	Notre Dame	W			10-5
1977-78	Notre Dame	W			4-3
	Notre Dame	W			5-4
	Grand Forks		L		3-5
	Grand Forks		L		2-4
1978-79	Notre Dame	L			4-9
	Notre Dame	L			4-6
1979-80	Grand Forks	L			4-7
	Grand Forks	L			1-3
	Grand Forks	L			4-10
	Grand Forks	L			4-7
1980-81	Notre Dame	L			3-7
	Notre Dame (OT)		T		1-1
1998-99	Grand Forks	L			1-8
	Grand Forks	W			4-3
2009-10	Hoffman Estates, Ill. (OT) (N)		T		3-3
2010-11	Grand Forks	L			3-6
	Grand Forks (OT)		T		2-2
2012-13	Notre Dame	L			1-2
	Notre Dame	W			5-2

**SERIES RECORDS**

ND Most Goals (Game): 10, in 1976-77 (10-5)

ND Widest Margin: 6, in '72-'73 (9-3)

UND Most Goals (Game): 10, in 1978-79 (10-4)

UND Widest Margin: 7, in '98-'99 (8-1)

High-Scoring Game: 15, in 1976-77 (ND, 10-5)

Low-Scoring Game: 2 in 1980-81 (1-1)

Longest ND Win Streak: 7 games (1974-78)

Longest UND Win Streak: 9 games (1977-81)

Shutouts: UND 0, ND 1

**CAREER STATS vs. NORTH DAKOTA**

Mario Lucia 2 GP, 0-1-1

Thomas DiPauli 2 GP, 0-0-0

Steven Fogarty 2 GP, 0-0-0

Sam Herr 1 GP, 0-0-0



## NORTHEASTERN

Series: NU leads, 10-5-2

At Notre Dame: NU leads 7-3-1

At Northeastern: Series tied 2-2-1

At Neutral Sites: NU leads 1-0-0

Overtime Wins: None

One-Goal Wins: NU 3, ND 2

YEAR	SITE	W	L	T	SCORE
1970-71	Boston	W			4-1
1997-98	Minneapolis		L		2-4
1998-99	Boston	W			4-3
2000-01	Notre Dame	W			6-4
	Notre Dame		L		3-5
2001-02	Boston (OT)			T	3-3
2011-12	Notre Dame		L		2-9
	Notre Dame		L		1-2
2013-14	Notre Dame		L		2-3
	Notre Dame		L		0-4
	Notre Dame	W			3-0
2014-15	Boston		L		2-3
	Boston		L		2-4
2015-16	Notre Dame	W			3-2
	Notre Dame			T	2-2
	Notre Dame		L		3-1
	Notre Dame		L		6-4

## SERIES RECORD

ND Most Goals (Game): 6, in 2000-01 (6-4)

NU Most Goals (Game): 9, in 2011-12 (9-2)

High-Scoring Game: 11, in 2011-12 (ND 9-2)

Low-Scoring Game: 3, in 2011-12 (NU 2-1), '13-'14 (ND 3-0)

Longest ND Win Streak: 2 games (1998-01)

Longest NU Win Streak: 4 games (2011-14)

Shutouts By: NU 1, ND 1

## CAREER STATS vs. NORTHEASTERN

Jake Evans	6 GP, 1-4-5
Jordan Gross	6 GP, 3-1-4
Mario Lucia	9 GP, 4-2-6
Thomas DiPauli	6 GP, 2-3-5
Anders Bjork	6 GP, 1-2-3
Sam Herr	9 GP, 1-1-2
Steven Fogarty	8 GP, 0-1-1
Connor Hurley	6 GP, 1-2-3
Dylan Malmquist	4 GP, 0-1-1
Andrew Oglevie	4 GP, 1-0-1
Andy Ryan	9 GP, 0-1-1
Justin Wade	6 GP, 0-2-2
Bobby Nardella	3 GP, 0-1-1
Ben Ostlie	7 GP, 0-0-0
Luke Ripley	6 GP, 1-0-0
Dennis Gilbert	4 GP, 0-0-0
Ali Thomas	2 GP, 0-0-0
Joe Wegwerth	2 GP, 0-0-0
Dawson Cook	3 GP, 0-0-0
Jack Jenkins	3 GP, 0-0-0
Bo Brauer	1 GP, 0-0-0
Tony Bretzman	1 GP, 0-0-0
Cal Petersen	6-6 (GP-GS), 1-4-1, 3.16 GAA, .894 Sv.%
Chad Katunar	1-0 (GP-GS), 0-0-0 0.00 GAA, 1.000 Sv.%
Nick Stasack	1-0 (GP-GS), 0-0-0 0.00 GAA, .000 Sv.%



## 2016 NCAA Division I Men's Ice Hockey Championship



All times are Eastern time.  
Information subject to change.

© 2014 National Collegiate Athletic Association. No commercial use without the NCAA's written permission.  
The NCAA opposes all forms of sports wagering.