

2011-12

NOTRE DAME

WOMEN'S BASKETBALL

DEVEREAUX PETERS
FIFTH-YEAR SENIOR • FORWARD

SKYLAR DIGGINS
JUNIOR • GUARD

NATALIE NOVOSEL
SENIOR • GUARD

**BIG
EAST**
CONFERENCE

ND
UND.com

MUFFET MCGRAW

Celebrating 25 Years
Of Success At
Notre Dame

Hall of Fame Coach ...
Hall of Fame Educator

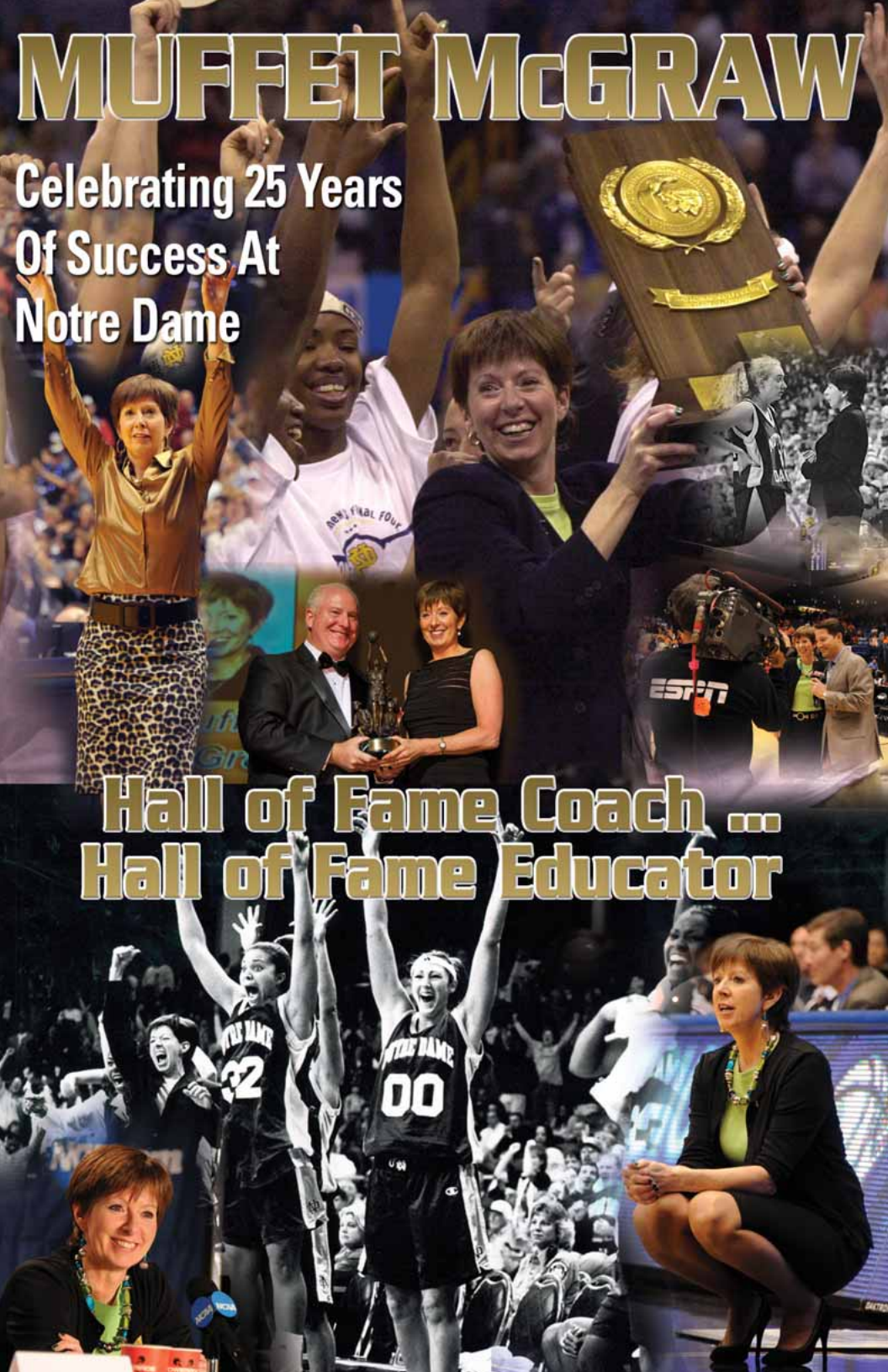


TABLE OF CONTENTS

University of Notre Dame.....	2
University Leadership.....	3-4
Media Information.....	6
Covering the Irish.....	7
Irish on Television.....	8
Media Outlets.....	9
Purcell Pavilion at the Joyce Center.....	10-11
Irish Women's Basketball from A-Z.....	12-14

2010-11 SEASON PREVIEW

2011-12 Season Preview.....	16-19
2011-12 Team Rosters/Pronunciation Guide.....	20

STUDENT-ATHLETES

Natalie Achonwa.....	22-23
Ariel Braker.....	24-25
Skylar Diggins.....	26-29
Brittany Mallory.....	30-31
Kayla McBride.....	32-33
Fraderica Miller.....	34-35
Natalie Novosel.....	36-37
Devereaux Peters.....	38-39
Kaila Turner.....	40-41
Madison Cable.....	42
Whitney Holloway.....	43
Markisha Wright.....	44

COACHING STAFF

Head Coach Muffet McGraw.....	46-51
Associate Head Coach Jonathan Tsipis.....	52-53
Associate Coach Carol Owens.....	54-55
Assistant Coach Niele Ivey.....	56
Coordinator of Basketball Operations Stephanie Menio.....	57
Associate Director of Operations & Technology Angie Potthoff.....	58
Women's Basketball Support Staff.....	59-60

2011-12 OPPONENTS

2011-12 Opponents.....	62-68
Fighting Irish Travel.....	69
Opponent SID Directory.....	71

2010-11 SEASON IN REVIEW

2010-11 Season Notebook.....	74-75
Final Results.....	76
Final Statistics.....	77
Team/Individual Superlatives.....	78
Game-by-Game Statistics.....	79
Points-Rebounds-Assists.....	80
Miscellaneous Statistics.....	81
2010-11 Box Scores.....	82-94

BIG EAST CONFERENCE

BIG EAST Conference.....	96
All-Time BIG EAST Standings.....	97-98
BIG EAST Award Winners.....	99
BIG EAST Composite Schedule.....	100-102

RECORDS

Team Single-Game Records.....	104-105
Individual Single-Game Records.....	106
Purcell Pavilion/Joyce Center Records.....	107-108
Single-Season Records.....	109-113
Individual Records By Class.....	114-121
Career Records.....	122-123
Opponent Records.....	124
The Last Time Notre Dame.....	125
The Last Time An Opponent.....	126
Scoring Leaders.....	127
1,000-Point Scorers.....	128-137
Year-by-Year Leaders.....	138
Year-by-Year Statistics.....	139-140

HISTORY

All-Time Roster.....	142-143
All-Time Numerical Roster.....	144-145
Year-by-Year Results.....	146-154
All-Time Coaching Records.....	155
In The Rankings.....	156-159
NCAA Tournament History.....	160-173
NCAA Tournament Results.....	174-175
Individual NCAA Tournament Records.....	176-177
Opponent NCAA Tournament Records.....	178
All-Time Series.....	179-189
Series vs. Opponents.....	190
Honors And Awards.....	191-193
National Team Players.....	194-195
Broadcast Roster.....	196

CREDITS

The 2011-12 NOTRE DAME WOMEN'S BASKETBALL MEDIA GUIDE is a copyright production of the University of Notre Dame Athletic Media Relations Department, Joyce Center, Notre Dame, IN 46556, AC (574) 631-7516.

Graphic design and layout by Cathy Scholz of C Graphics in Granger, Ind. Additional graphic design (inside back cover) by Dave Scholtes of Ave Maria Press in Notre Dame, Ind.

Photos by: Ray Acevedo, Mike and Sue Bennett/Eric and Michelle Szajko of Lighthouse Imaging, Matt Cashore, Pat Coveney, Linda Dunn, Vanessa Gempis, Getty Images/WNBA Photos, Heather Gollatz, Kevin Leahy/Brian Spurlock Photography, Jerry Margolis, Bro. Charles McBride C.S.C., Stephanie Menio, Bill Panzica/Sporting Shots, Gary Paczesny, Joe Raymond, Marcus Snowden, Bob Stowell, Brian Tirpak, Allison Wagner and USA Basketball.

This publication was written, compiled and edited by Chris Masters. Editorial assistance and research provided by Alan George, Andrew Bartolini, Nick Bucholtz and Sarah Rodts. Special thanks to all previous Notre Dame women's basketball SIDs, Rachel Margolis, Michael Coyne and Sara Naggar from the BIG EAST Communications Office, and all opponent SIDs for their invaluable contributions to this publication.

Printing by Ave Maria Press, Notre Dame, Ind.
© University of Notre Dame, Athletic Media Relations Department, 2011. All rights reserved.



When Father Edward F. Sorin started his school in the northern Indiana wilderness, he had only \$300, three log buildings badly in need of repair and a far-sighted vision of establishing a liberal arts school to meet the growing educational needs of the frontier. He dreamed of building a great university, and in 1842, he founded the University of Notre Dame du Lac.

Over the years, the University of Notre Dame du Lac would evolve into a preeminent place for Catholic thought. While becoming one of the top undergraduate institutions in the country, Notre Dame has also been at the cutting edge of research, including such innovations as the transmission of wireless messages and the development of synthetic rubber. Today researchers are achieving breakthroughs in astrophysics, radiation chemistry, environmental sciences, tropical disease transmission, cancer, robotics, and nanoelectronics.

The University has also stressed residential life, with four-of-five students living on campus in the school's 29 residence halls that serve as the focal point of social, spiritual and athletic activities. Notre Dame is one of a handful of universities with a truly international student body, coming from over 100 nations and all 50 states. Students come to Notre Dame not only to learn how to think, but to learn how to live, keeping faith with the vision of Fr. Sorin.

Notre Dame is one of the few universities to regularly rank in the top 25 in the U.S. News & World Report survey of America's best colleges and the National Association of Collegiate Directors of Athletics



Directors' Cup standings of the best overall athletics programs. The University ranks first among all Catholic universities worldwide, according to the 2011 Times Higher Education survey and the Mendoza College of Business at Notre Dame boasts the No. 1 undergraduate business program in the nation according to BusinessWeek magazine.

Rev. John I. Jenkins, C.S.C.

President

Rev. John I. Jenkins, C.S.C., is in his second five-year term as the 17th president of the University of Notre Dame. His vision is for Notre Dame to be the Catholic research university for our time – an institution that unifies, enlightens and heals by engaging in scholarship of the first rank while maintaining its distinctive Catholic character and long-time excellence in undergraduate education.

During his tenure, Notre Dame has made significant progress toward its research goal, including selection as the lead partner in the Midwest Institute for Nanoelectronics Discovery, the creation of the Innovation Park research facility, and the construction of Stinson Remick Hall of Engineering.

His commitment to undergraduate education has been marked by the Notre Dame Forums, yearlong initiatives that have examined important issues such as religion and world conflict, global health, immigration and energy.

The University's Catholic identity has been strengthened during Father Jenkins' tenure in multiple ways, including the appointment

of a coordinator for University life initiatives and the construction of multimillion-dollar facilities for the Institute for Church Life, including the Center for Social Concerns, and the Institute for Educational Initiatives, which includes the Alliance for Catholic Education.

Father Jenkins earned bachelor's and master's degrees in philosophy from Notre Dame in 1976 and 1978, respectively, and was ordained a priest of the Congregation of Holy Cross in 1983. He holds advanced degrees from Oxford and the Jesuit School of Theology. He is a professor of philosophy and the author of *Knowledge and Faith* in Thomas Aquinas.

A native of Omaha, Neb., Father Jenkins was born Dec. 17, 1953.



President's Leadership Council

President: **Rev. John I. Jenkins, C.S.C.**

Provost: **Thomas G. Burish**

Executive Vice President: **John Affleck-Graves**

Vice President and General Counsel: **Marianne Corr**

Vice President and Chief Investment Officer: **Scott Malpass**

Vice President and Senior Associate Provost: **Christine M. Maziar**

Vice President and Associate Provost for Internationalization: **J. Nicholas Entrikin**

Vice President and Associate Provost: **Daniel J. Myers**

Vice President and Associate Provost: **Don Pope-Davis**

Vice President for Research: **Robert J. Bernhard**

Vice President for Student Affairs: **Rev. Thomas Doyle, C.S.C.**

Vice President and Chief Information Officer: **Ronald Kraemer**

Vice President for Human Resources: **Robert K. McQuade**

Vice President for University Relations: **Louis M. Nanni**

Vice President for Finance: **John A. Sejdinaj**

Vice President and Director of Athletics: **Jack Swarbrick**

Associate Vice President for Strategic Planning: **Erin Hoffmann Harding**

Religious Superior, Holy Cross Priests and Brothers: **Rev. James B. King, C.S.C.**

Associate Vice President and Counselor to the President: **Rev. James E. McDonald, C.S.C.**

Chief of Staff and Special Assistant to the President: **Frances L. Shavers**



Thomas G. Burish
Provost



John Affleck-Graves
Executive Vice President



Richard C. Notebaert
Chairman, Notre Dame
Board of Trustees



Patricia Bellia
NCAA Faculty Representative

Jack Swarbrick

Vice President • Director of Athletics

John B. "Jack" Swarbrick Jr., a University of Notre Dame graduate who rose to national prominence as a lawyer, consultant and executive in the collegiate and Olympic sports industries, is in his fourth year as vice president and director of athletics at his alma mater.

Among Swarbrick's athletics initiatives are meeting the performance needs of Notre Dame student-athletes through establishment of a new sports performance division, reaching out to more former Irish student-athletes via the Notre Dame Monogram Club and other programs, utilizing emerging digital technologies to deliver better information on and access to Notre Dame athletic programs via expanded production and distribution of programming, and restructuring Notre Dame's approach to sport administration through assignment of a unique administrator to each of the 26 Irish sports.

Notre Dame ranked number one in the country (among Football Bowl Subdivision schools) in the three most recent Graduation Success Rate (GSR) surveys – in 2010 and 2009 with 99 scores (including in '09 a 97 score and '10 a 96 in football that both also ranked number one). The 2009 Academic Progress Rate (APR) statistics included more perfect 1,000 scores by Irish teams (nine) than by any other FBS institution. The 2010 Notre Dame APR report featured eight perfect 1,000 scores.

The past three years combined in Notre Dame athletics have featured 94 All-Americans, 19 Academic All-America selections and five NCAA Post-Graduate Scholarship winners; record involvement in community service hours by Irish student-athletes; NCAA titles in 2011 in men's and women's fencing (a combined championship) and in 2010 in women's soccer (with Randy Waldrum named coach of the year); NCAA runner-up team finishes in 2011 women's basketball, 2010 men's lacrosse, 2009 fencing and 2008 women's soccer; NCAA semifinal appearances in 2011 hockey, 2009 and 2010 women's tennis and 2009 women's soccer, plus a 2010 third-place fencing finish; a men's basketball modern program record 27 victories and a number-two NCAA seed (its highest in 30 years) in 2010-11 (resulting in national coach of the year awards for Mike Brey); the hiring of new Irish head football coach Brian Kelly to start the 2010 season; construction of a new, freestanding ice hockey arena, scheduled to open for the 2011-12 season, plus

the 2009-10 dedications of new facilities for soccer and lacrosse – as well as opening of the new Purcell Pavilion within the south dome of the Joyce Center.

Born in Yonkers, N.Y., and raised in Yonkers and Bloomington, Ind., Swarbrick is a 1976 magna cum laude graduate of Notre Dame with a bachelor's degree in economics. Upon graduating from Stanford University Law School in 1980, he returned to Indiana to accept a position as an associate in the Indianapolis law firm Baker & Daniels.

He made partner in 1987 and spent 28 years overall with the firm.

As a member of the Indiana Sports Corporation, including the chairmanship from 1992 to 2001, Swarbrick led many of the city's successful proposals to a wide array of athletics organizations – from the National Football League to the United States Olympic Committee to the Big Ten Conference. His leadership efforts resulted in the city earning the right to play host to the 2012 Super Bowl in Indianapolis at Lucas Oil Stadium; becoming the home of the National Collegiate Athletic Association national headquarters in 1999; hosting the 1987 Pan American Games, 1991 World Gymnastics Championships, NCAA Men's Basketball Final Fours and other college championship competitions and an array of national and world championships in Olympic sports.

At Baker & Daniels, Swarbrick served as general counsel for numerous national governing bodies of Olympic sports, including USA Gymnastics and USRowing, and as a consultant to the 1996 Summer Olympic Games in Atlanta.

In his work as an advisor to the NCAA, Swarbrick coordinated the men's College Basketball Partnership, an NCAA-led group

that addresses the opportunities and challenges in the sport, and developed the business plan for the new NBA/NCAA youth basketball enterprise, iHoops. In 2000 Swarbrick received one of the NCAA's highest honors, The Flying Wedge Award, for his work in establishing Indianapolis as the new home of the NCAA. In 2001 the State of Indiana presented him with the Sagamore of the Wabash Award.

Born March 19, 1954, Swarbrick was named Notre Dame's 12th athletics director on July 16, 2008. He and his wife, Kimberly, are the parents of four children: Kate, a 2010 graduate of St. Louis University; Connor, a 2011 graduate of Wake Forest University; Cal, a sophomore at TCU; and Christopher, a University of Notre Dame freshman.





GIVE A GIFT *and* LEAVE A LEGACY

Over 650 student-athletes on 26 varsity teams excelling in academics, spirituality, community service and athletics - all made possible courtesy of the generous alumni, parents and friends who support Notre Dame's first athletics annual fund - the Rockne Heritage Fund.

The culmination of these gifts assists the University in underwriting athletics scholarships that are the lifeblood of every program that wants to recruit the best and the brightest and compete for national championships.

Our work has just begun. Scholarships are one of the largest line items in the department of athletics operating budget, accounting for roughly \$14 million annually.

Director's Circle

Members donating to the Rockne Heritage Fund at the \$1,500, \$5,000, \$10,000 and \$25,000 levels, receive a corresponding benefits package.

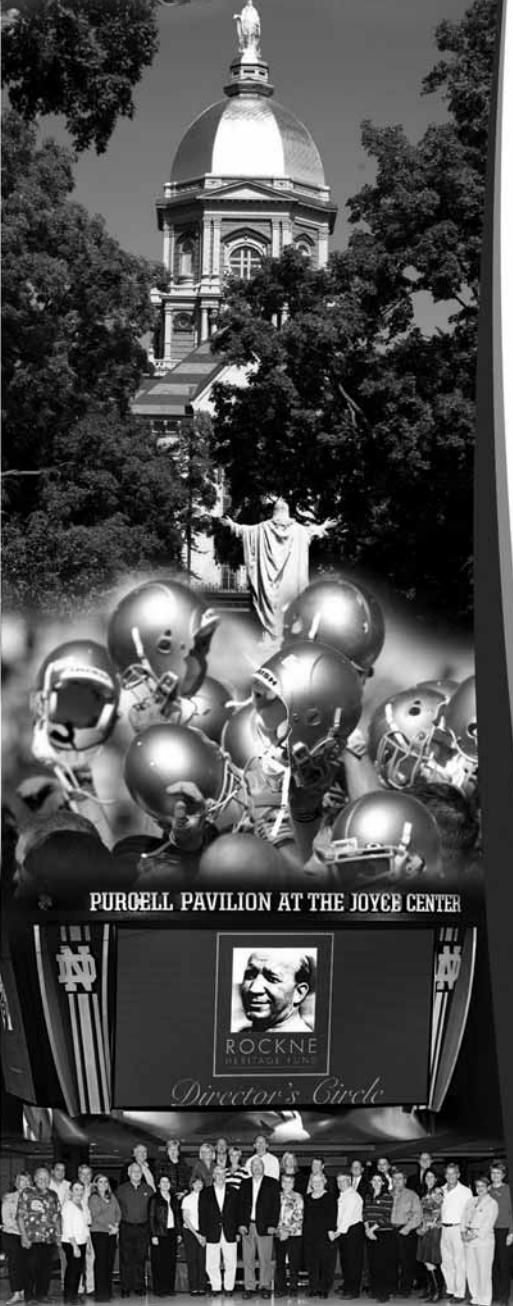
For more information on the attractive football ticket benefit, visit our website: und.com/rockneheritagefund.

Make a Gift Today


- Send a check payable to the Rockne Heritage Fund; P.O. Box 519; Notre Dame, IN 46556.
- Visit online: supporting.nd.edu and include "Rockne Heritage Fund" in the comments section.
- Please specify if your employer has a matching gift program.
- Notre Dame employees may request a payroll deduction form.
- All contributions to the Rockne Heritage Fund are credited toward eligibility in the football ticket lottery.

Contact Information

Mary C. Rattenbury
Manager, Rockne Heritage Fund
574.631.9443 • rocknedc@nd.edu
und.com/rockneheritagefund
twitter.com/NDRockneFund



PURCELL PAVILION AT THE JOYCE CENTER



Director's Circle

Media Information

Notre Dame Quick Facts

Location	Notre Dame, Indiana
Founded	1842
Conference	BIG EAST
Enrollment	8,372 (undergraduate)/11,985 (total)
Arena (Capacity)	Purcell Pavilion at the Joyce Center (9,149)
Colors	Gold and Blue
Nickname	Fighting Irish
School Fight Song	Notre Dame Victory March
President	Rev. John I. Jenkins, C.S.C.
Provost	Thomas G. Burish
Executive Vice President	John Affleck-Graves
NCAA Faculty Representative	Patricia Bellia

Athletics Department

phone: (574) 631-6107
fax: (574) 631-8231
112 Joyce Center, Notre Dame, IN 46556

Univ. Vice President/Athletics Director	Jack Swarbrick (Notre Dame '76)
Senior Deputy AD	Missy Conboy (Notre Dame '82)
Deputy AD	Bill Scholl (Notre Dame '79)
Sr. Assoc. AD/Media Relations	John Heisler (Missouri '77)
Sr. Assoc. AD/Business Operations	Tom Nevala (Notre Dame '90)
Assoc. AD/Legal Affairs (WBB)	Jill Bodensteiner (Notre Dame '91)
Assoc. AD/Facilities	Michael Danch (Notre Dame '67)
Assoc. AD/Community Relations	Jim Fraleigh (Notre Dame '88)
Assoc. AD/Sports Performance	Mike Karwoski (Central Connecticut '90)
Sr. Asst. AD/Guest Relations	Josh Berlo (Massachusetts '00)
Asst. AD/Internal Operations	Jenny Borg (Michigan State '01)
Asst. AD/Media Relations Director	Bernadette Cafarelli (Notre Dame '83)
Asst. AD/Monogram Club	Beth Hunter (Providence '88)
Asst. AD/Ath. Community Relations	Maureen McMara (Illinois '84)
Asst. AD/Project Mgmt.	Juli Schreiber (Indiana '89)
Asst. AD/Compliance	Jennifer Vining-Smith (Manchester '00)
Asst. AD/Game Management	Tony Yelovich (Tampa '64)

Women's Basketball

phone: (574) 631-5420
C112 Joyce Center, Notre Dame, IN 46556

Head Coach

Muffet McGraw (Saint Joseph's (Pa.) '77)

Record at Notre Dame: 556-211 (.725) - entering 25th season

Overall Record: 644-252 (.719) - entering 29th season

Associate Head Coach	Jonathan Tsipis (North Carolina '96)
Associate Coach	Carol Owens (Northern Illinois '90)
Assistant Coach	Niele Ivey (Notre Dame '00)
Coordinator of Basketball Operations	Stephanie Menio (Pittsburgh '04)
Associate Dir. of Operations & Technology	Angie Potthoff (Penn State '97)
Administrative Assistant	TBA
Athletics Trainer	Anne Marquez
Strength & Conditioning Coach	Craig Cheek
Academic Counselor	Chad Grotegut
Equipment Manager	Kathy Speybroeck
Student Managers	Lucy Eckard, Nick Sigmund

Athletic Media Relations

Mailing Address	Athletic Media Relations Office C112 Joyce Center, Second Floor Notre Dame, IN 46556
Phone	(574) 631-7516
Fax	(574) 631-7941
Purcell Pavilion Press Row	(574) 631-5309
Web Site	www.UND.com
Sr. Associate AD/Media Relations	John Heisler (Missouri '77) e-mail: heisler.1@nd.edu
Assistant AD/Media Relations Dir.	Bernadette Cafarelli (Notre Dame '83) e-mail: cafarelli.1@nd.edu
Director of Football Media Relations	Brian Hardin (Marquette '02) e-mail: hardin.13@nd.edu
Associate Media Relations Director	Tim Connor (Ohio '82) e-mail: connor.21@nd.edu
Associate Media Relations Director (WBB)	Chris Masters (Ohio Wesleyan '96) office phone: (574) 631-8032 personal phone: (574) 532-4166 e-mail: masters.5@nd.edu Twitter: @ndwbbsid
Assistant Media Relations Director	Michael Bertsch (Walsh '98) e-mail: bertsch.3@nd.edu
Assistant Media Relations Director	Sean Carroll (Indiana '02) e-mail: carroll.64@nd.edu
Assistant Media Relations Director	Alan George (Centre '05) e-mail: ageorge2@nd.edu
Media Relations Assistant	Russell Dorn (Furman '08) e-mail: dorn.nd.edu
Media Relations Assistant	Brent Henningfeld (Ball State '07) e-mail: bhennin1@nd.edu
Senior Administrative Assistant	Susan McGonigal
Senior Staff Assistant	Carol Copley

Ticket Information

phone: (574) 631-7356
Murnane Family Athletics Ticket Office
Gate 9/Rosenthal Atrium, Purcell Pavilion
Notre Dame, IN 46556

Season Ticket Prices

Individual	SOLD OUT
Full-Time Faculty/Staff	SOLD OUT
Fan Pack (4 tickets)	SOLD OUT
Fan Pack - Faculty/Staff (4 tickets)	SOLD OUT

Individual Game Ticket Prices

Adult	\$8 (\$12 for Tennessee/Connecticut games)
Youth/Senior	\$5*
Notre Dame/Saint Mary's/Holy Cross students	Free (with ID)
* - youths 21 and younger (with valid ID) and seniors 55 and older	

2012 NCAA Championship (First/Second Rounds) Ticket Prices

Adult	\$32
Youth	\$22*
* - no Notre Dame/Saint Mary's/Holy Cross student or senior discounts for NCAA Championship	

Ticket Office/Parking Information

The Notre Dame Murnane Family Athletics Ticket Office is open from 9 a.m.-5 p.m. (ET) weekdays. Visa, MasterCard and American Express are accepted. On game days, tickets are sold at the Gate 9 ticket windows of Purcell Pavilion. In addition, tickets are sold on-line 24 hours a day through the official Notre Dame web site (www.UND.com/tickets); service charges apply. Parking is free for all Fighting Irish women's basketball games in the main lot south of Purcell Pavilion.

The Notre Dame Athletic Media Relations Office welcomes interest in the Notre Dame women's basketball program by the media and looks forward to serving members of the media during the upcoming season. We will make every effort to ensure a professional and pleasant working environment. The following are some guidelines to help with your coverage of Notre Dame women's basketball:

Arena: The official name of Notre Dame's home facility is Purcell Pavilion at the Joyce Center, and the full name should be used on first reference whenever possible. On all subsequent references to the basketball arena, please use Purcell Pavilion.

Media Credentials: Credentials are only issued to accredited members of the working media. Admission will be granted to media members holding a Notre Dame basketball credential only. Spouses, children and guests are not permitted in the press row area. Work space on press row is limited and passes will be issued on a first-come, first-served basis. Photographers are not allowed to shoot from in front of or behind team benches, the scorer's table or press row. Photographers wishing to use strobes must contact Chris Masters at least 72 hours prior to each game to obtain approval.

Requests for credentials should be sent to Chris Masters, Associate Media Relations Director (574-631-8032; masters.5@nd.edu) or Susan McConigal, Senior Administrative Assistant (574-631-6453; mcconigal.2@nd.edu) at least 24 hours prior to each game. Media passes will be left at the Media Will Call table, located inside Gate 8 at Purcell Pavilion.

Web Sites: When space allows, media credentials will be issued only for those individuals who are affiliated with web sites for national or regional television and news media organizations (including but not limited to: ESPN.com, CBSSports.com, SI.com and USAToday.com), for BIG EAST member institutions, non-conference opponents and the BIG EAST Conference. The University of Notre Dame reserves the right to refuse media credentials to any individual whose web site is not affiliated with an official news gathering organization.

Radio Broadcasts: The radio rights to Notre Dame basketball games are owned by Notre Dame Sports Properties. Visiting radio stations planning to originate from Purcell Pavilion must contact Chris Masters, Associate Media Relations Director, at least 72 hours prior to each game in order to obtain approval for the broadcast and proper credentials. One analog line and one ISDN line are available for use by visiting radio stations, with priority given to the flagship broadcast outlet. Additional broadcast lines should be ordered well in advance through University telecommunications coordinator Carolyn Rush at (574) 631-2700.

Telephones: A battery of telephones are available in the Monogram Room work area for use by visiting media. Members of the media should indicate their interest in the use of these phones upon submission of their credential requests to Chris Masters, Associate Media Relations Director, who will handle their coordination.

Personal phones can be ordered at individual seats by contacting University telecommunications coordinator Carolyn Rush at (574) 631-7205. A fax machine is available in the Notre Dame Athletic Media Relations Office and may be used by media members as well.

Please coordinate any particular filing needs through Chris Masters or another member of the Notre Dame Athletic Media Relations Office.

Press Row Services: Programs, media guides and flip cards will be available prior to the start of each game. Complete box scores and play-by-play sheets will be distributed to the media at halftime and at the end of the game. A bank of statistics monitors also is located on press row and will continually be updated throughout the game. Drinks and a light meal will be served approximately one hour before tipoff in the Monogram Room work area (located on the upper concourse level above the Gate 6 ramp across from the visitors' bench).

Post-Game Press Conferences: Notre Dame head coach Muffet McGraw and players, along with

the visiting head coach and players, will be available to the media following a 10-minute "cooling-off" period. Press conferences will be held in the Hammes Auditorium, located adjacent to Gate 1 on the first floor of the arena. Media members should submit player requests for post-game interviews to Chris Masters by the four-minute mark of the second half.

In-Season Interview Policy: All requests for Notre Dame player or coach interviews must be made through Chris Masters, Associate Media Relations Director, at (574) 631-8032. Please provide at least 24 hours notice for all interview requests and be aware that the student-athlete's academic obligations will always take precedence. Interviews may also be done in person following practice. Since practice times vary, please contact Chris Masters for an updated schedule. On game days, no interviews will be granted prior to competition.

Travel Directions/Parking: The University of Notre Dame women's basketball plays all of its home games inside Purcell Pavilion at the Joyce Center on the Notre Dame campus.

From the Indiana Toll Road (I-80/90), use exit 77 to South Bend. From the stoplight at the end of the exit ramp, turn right onto Indiana SR 933 and proceed south for three stoplights, passing the Notre Dame nine-hole golf course on your left. At the third stoplight (Angela Blvd.), turn left and proceed east one mile through two more stoplights. After the second stoplight (Eddy Street), take the second left turn onto Leahy Drive. Continue north into the parking lots located south of Purcell Pavilion.


The designated media parking area is located southeast of Purcell Pavilion across Leahy Drive (adjacent to baseball stadium). Broadcast media may temporarily stop at Gate 6 (loading dock) of the arena to load/unload equipment, but then must park in the designated media lot.

All Irish Women's Basketball Games to be Broadcast Live on Radio in South Bend

For the 16th consecutive year, all Notre Dame women's basketball games will be broadcast on commercial radio in South Bend. The 2011-12 season will be the fourth for the Fighting Irish on the LeSEA Broadcasting Network and South Bend stations Pulse FM (96.9/92.1), which reach a listening area of approximately 1.5 million people across northern Indiana and southwest Michigan. The official Notre Dame athletics web site (www.UND.com) also carries all Fighting Irish women's basketball radio broadcasts, as well as free live video webcasts for selected home games not shown by commercial television (visit UND.com for updates on webcast dates).

Bob Nagle is in his seventh season as the "Voice of the Fighting Irish," with the veteran broadcaster having first manned the microphone from 1996-97 through 1998-99, then returning to that post in 2008-09. During his tenure, Nagle has described all the action from Notre Dame's NCAA Final Four appearances in 1997 and 2011, as well as Sweet 16 runs in 1998 and 2010. He also was instrumental in covering the formative seasons of the legendary Fighting Irish senior class of 2001 that would cap its career with the program's first national championship.

A longtime sports broadcaster at WHME-TV 46 in South Bend and co-host of "Inside Notre Dame Sports," a regular local magazine show devoted to Irish athletics, Nagle has been a well-known award-winning media personality in the South Bend community for more than 25 years, and is in high demand as a banquet emcee and commercial spokesman. He also covers a myriad of high school sports for WHME-TV, including weekly live broadcasts of prep football and basketball.



The University of Notre Dame women's basketball team will have a minimum of 23 games on television during the 2011-12 regular season as part of the full BIG EAST Conference television package and other arrangements. This year's Fighting Irish TV slate, which includes 11 national or regionally-televised contests and all 15 home games, is arguably the most comprehensive in the program's 35-year history and continues to maintain Notre Dame's place among the nation's elite in terms of television coverage.

It also will mark the 11th consecutive season that the Fighting Irish will have at least seven games on broadcast television. Notre Dame has made a total of 200 televised appearances in the past 11 seasons (2000-01 through 2010-11), and additional games this season could be selected to air on either a regional or local basis, with further announcements pending.

The premier game on this year's Fighting Irish television docket is the Jan. 7 contest with BIG EAST rival Connecticut (the first meeting between the clubs since the 2011 Final Four national semifinal won by Notre Dame, 72-63 inside Purcell Pavilion at the Joyce Center, a game that will air live nationally on CBS at 4 p.m. (ET). Notre Dame will be seen on the Tiffany Network for the fifth time in program history (and second year in a row), following a 1997 road game at Ohio State and three home contests (2003 vs. Purdue, 2008 vs. Tennessee, 2011 vs. Connecticut), with all four also coming in the month of January. What's more, this year's game with Connecticut already is nearing sellout status even before the sea-

son begins, which would mark the fifth time overall, and the fourth in five years that the Fighting Irish and Huskies would play inside a packed Purcell Pavilion.

Notre Dame also has six regular-season games scheduled for the ESPN family of networks, including three appearances on that entity's famed "Big Monday" telecast. The Fighting Irish will play on Big Monday on Jan. 23 (7 p.m. ET home vs. Tennessee on ESPN2 - game is sold out) and Feb. 20 (2 p.m. ET at Louisville on ESPN) and Feb. 27 (9 p.m. ET at Connecticut on ESPN2).

What's more, Notre Dame is slated to play three times this year on ESPN, all inside the friendly confines of Purcell Pavilion — Dec. 18 vs. Kentucky (1 p.m. ET), Feb. 5 vs. DePaul (1 p.m. ET) and Feb. 12 vs. West Virginia (3:30 p.m. ET).

In addition, the Fighting Irish are in line to make two national appearances on the BIG EAST-CBS Sports Network Game of the Week package — Jan. 10 at Georgetown and Jan. 31 at Rutgers, with both games tipping off at 7 p.m. (ET). Notre Dame could play a third game this season on CBS Sports Network (formerly CBS College Sports), should it advance to the Preseason WNIT championship game, which would be televised live on the network at 2 p.m. (ET) Nov. 20. CBS Sports Network is available on most cable systems around the country, including Comcast Cable in South Bend and on the Notre Dame campus (CableCard and digital tiers Channel 418), and also can be seen on satellite via DirecTV (Channel 610) or Dish Network (Channel 152).

The Fighting Irish also will play at least two regionally-televised games during the

upcoming season on a pair of conference-affiliated networks. Notre Dame's Jan. 28 visit to St. John's (Noon ET) has been selected for the BIG EAST Network Game of the Week broadcast, and will air on various regional sports networks around the country (check local listings; also available through DirecTV or Dish Network), including live coverage on the network's flagship carrier, SportsNet New York (SNY), which reaches nearly 12 million homes in the nation's No. 1 media market. For the past several years, the BIG EAST Network Game of the Week has been carried in the South Bend market on WHME-TV (Channel 46), with clearances for this season still pending.

Notre Dame also will have its Dec. 10 game at Purdue (Noon ET) broadcast live on the Big Ten Network. The Fighting Irish have made a handful of appearances on BTN during its brief existence, most recently for its November 2009 victory at Michigan State.

Outside of commercial television agreements, Notre Dame will show its remaining 11 home games (as well as its Nov. 2 exhibition against Windsor) live and free of charge on its official athletics web site, www.UND.com. This marks the sixth consecutive season that Fighting Irish women's basketball games have been webcast live on the Internet through the free Notre Dame Video Channel on UND.com, which consistently has been ranked as one of the top CBSSports.com College Network web sites in the country throughout the past decade.

Besides its regular-season TV slate, nearly every one of Notre Dame's postseason contests will be televised live nationally on the ESPN family of networks, with only the BIG EAST Championship first-round games on March 2 being webcast live on the BIG EAST multimedia web site, www.bigeast.tv, and the conference tournament second-round games on March 3 being televised on the BIG EAST Network. The quarterfinal (March 4) and semifinal (March 5) games will air on ESPN, while the BIG EAST title game on March 6 will be shown on ESPN or ESPN2 at 7 p.m. (ET). For the ninth consecutive year, the BIG EAST Championship is scheduled to be played at the XL Center in Hartford, Conn.

What's more, ESPN and ESPN2 will show all 63 games from the 2012 NCAA Championship, which gets underway March 18 and culminates with the NCAA national championship game April 3 at the Pepsi Center in Denver.

2011-12 Notre Dame Women's Basketball On Television (regular season only)

*Nov. 20	TBA	CBS Sports Network	2 p.m.
Dec. 10	at Purdue	Big Ten Network	Noon
Dec. 18	KENTUCKY	ESPN	1 p.m.
Jan. 7	CONNECTICUT	CBS	4 p.m.
Jan. 10	GEORGETOWN	CBS Sports Network	7 p.m.
Jan. 23	TENNESSEE	ESPN2 (Big Monday)	7 p.m.
Jan. 28	at St. John's	BIG EAST Network**	Noon
Jan. 31	at Rutgers	CBS Sports Network	7 p.m.
Feb. 5	DEPAUL	ESPN	1 p.m.
Feb. 12	WEST VIRGINIA	ESPN	3:30 p.m.
Feb. 20	at Louisville	ESPN (Big Monday)	2 p.m.
Feb. 27	at Connecticut	ESPN2 (Big Monday)	9 p.m.

All times Eastern // Home games listed in **BOLD CAPS**

Broadcast times and outlets are subject to change (check www.UND.com for latest information)

* - Preseason WNIT championship game (ND participation, opponent and location dependent upon tournament results)

** - BIG EAST Network syndicated television package (check local listings for availability)

NOTE: All home games not listed above will be webcast live on official Notre Dame athletics web site (UND.com)

Print Media

South Bend Tribune

225 West Colfax Avenue
South Bend, IN 46626
(574) 235-6161, FAX (574) 235-6091
Bill Bilinski (sports editor)
Curt Rallo (beat writer), Al Lesar (columnist)

Notre Dame Observer

(University daily newspaper)
LaFortune Student Center
Notre Dame, IN 46556
(574) 631-7471, FAX (574) 631-6927
Allan Joseph (sports editor)
Molly Sammon, Kelsey Manning (beat writers)

Associated Press

South Bend Tribune Building
225 West Colfax Avenue
South Bend, IN 46626
(312) 286-7592, FAX (574) 236-1765
Rick Gano (beat writer)

Irish Eyes Magazine

21 Merriam Way
Upton, MA 01568
(508) 529-6781, FAX (508) 519-6553
Alan Tieuli (editor)
Denise Skwarcan (beat writer)

Irish Sports Report

225 West Colfax Avenue
South Bend, IN 46626
(574) 235-6161, FAX (574) 239-2646
Bob Wieneke (managing editor)

Blue & Gold Illustrated

1605 North Home Street
Mishawaka, IN 46545
(574) 255-9800, FAX (574) 255-9700
Lou Somogyi (associate editor)
Dan Murphy (beat writer)

Chicago Tribune

435 North Michigan Avenue
Chicago, IL 60611
(312) 222-3423, FAX (312) 828-9392
Brian Hamilton (beat writer)
Philip Hersh (contributing writer)

Chicago Sun-Times

401 North Wabash
Chicago, IL 60611
(312) 321-2663, FAX (312) 321-2833
Mark Potash (beat writer)

Elkhart Truth

Communicana Building
P.O. Box 487
Elkhart, IN 46514
(574) 674-6337, FAX (574) 294-3895
Rachel Terlep (beat writer)

Fort Wayne Journal-Gazette

600 West Main Street
Fort Wayne, IN 46802
(260) 461-8223, FAX (260) 461-8648
Tony Krausz (beat writer)

Fort Wayne News-Sentinel

600 West Main Street
Fort Wayne, IN 46802
(260) 461-8263, FAX (260) 461-8649
Tom Davis (beat writer)

Indianapolis Star

307 North Pennsylvania
Indianapolis, IN 46206
(317) 444-6644, FAX (317) 444-6500

Niles Daily Star

217 North Fourth Street
Niles, MI 49120
(269) 683-2100, FAX (269) 683-2175
Scott Novak (sports editor)

Post-Tribune, Northwest Indiana

1433 East 83rd Avenue
Merrillville, IN 46410-6307
(219) 648-3122, FAX (219) 648-3236

Times of Northwest Indiana

601 West 45th Avenue
Munster, IN 46321
(219) 933-3232, FAX (219) 933-3249

Daily Herald

155 East Algonquin Road
P.O. Box 280
Arlington Heights, IL 60006
(847) 427-4300, FAX (847) 427-1301
Patricia Babcock McGraw (beat writer)

Grand Rapids Press

Press Plaza-Vandenberg Center
Grand Rapids, MI 49502
(616) 459-1400, FAX (616) 459-1502

Notre Dame Scholastic

(University weekly magazine)
South Dining Hall
Notre Dame, IN 46556
(574) 631-7569

The Dome

(University yearbook)
South Dining Hall
Notre Dame, IN 46556
(574) 631-7524

Television

WNDU-TV (NBC)

P.O. Box 1616
South Bend, IN 46634
(574) 284-3016, FAX (574) 284-3022
Jeff Jeffers (sports director), Angelo DiCarlo

WSBT-TV (CBS)

1301 E. Douglas Road
Mishawaka, IN 46545
(574) 233-3141, FAX (574) 288-6630
Pete Byrne (sports director), David McCoy

WSJV-TV (FOX)

58096 County Road 7
Elkhart, IN 46517
(574) 679-4545/293-9227, FAX (574) 294-1324
Dean Huppert (sports director), Allison Hayes

WBND-TV (ABC)

53550 Generations Drive
South Bend, IN 46635
(574) 344-5557, FAX (574) 344-5094
Emily Pritchard (multimedia producer)

WHME-TV (LeSEA)

61300 Ironwood Road
South Bend, IN 46614
(574) 291-8200, FAX (574) 291-9043
Chuck Freeby (sports director), Bob Nagle

Radio

Pulse FM (96.9/92.1 - flagship)

61300 Ironwood Road
South Bend, IN 46614
(574) 291-8200, FAX (574) 291-9043
Bob Nagle (play-by-play)

WSBT-AM (Newstalk 960 - ESPN/ABC)

1301 E. Douglas Road
Mishawaka, IN 46545
(574) 233-3141, FAX (574) 288-6630
Darin Pritchett (sports director)

Internet Media

Fighting Irish Digital Media

www.UIND.com
Notre Dame Stadium, 4th Floor
Notre Dame, IN 46556
Dan Skendzel (program director)
Jack Nolan (director - media productions)
Alan Wasielewski (producer)
Gary Paczesny (associate producer)
(574) 631-2235 (Wasielewski)
(574) 631-2238 (Nolan)
(574) 631-3505 (Paczesny)

Irish Illustrated

(574) 288-0329, (574) 286-1652
Tim Prister, Pete Sampson (beat writers)

Irish Sports Daily

(574) 276-3234, (574) 520-2066
Mike Frank, Christian McCollum (beat writers)

Irish Eyes

(404) 291-0345
Tim O'Malley (beat writer)

Notre Dame's Record Inside Purcell Pavilion at the Joyce Center

Year	W	L
1977-78	5	1
1978-79	5	0
1979-80	5	4
1980-81	6	7
1981-82	9	4
1982-83	11	2
1983-84	9	5
1984-85	11	1
1985-86	9	4
1986-87	7	6
1987-88	9	2
1988-89	10	1
1989-90	10	3
1990-91	11	2
1991-92	7	7
1992-93	8	5
1993-94	9	5
1994-95	9	2
1995-96	11	1
1996-97	11	1
1997-98	12	1
1998-99	12	1
1999-00	15	0
2000-01	15	0
2001-02	13	1
2002-03	9	4
2003-04	15	0
2004-05	14	2
2005-06	8	5
2006-07	14	2
2007-08	13	3
2008-09	11	3
2009-10	16	1
2010-11	15	2
TOTALS	354	88
		(.801)

Overtime Games at Purcell Pavilion

• Record: 7-6

December 8, 1979

Michigan 66, Notre Dame 60

February 25, 1982

Nebraska 89, Notre Dame 88 (2OT)

March 6, 1983

Notre Dame 68, Dayton 64

March 9, 1983

Notre Dame 63, Indiana 61

January 9, 1992

Notre Dame 76, Dayton 70 (2OT)

December 30, 1992

Notre Dame 78, Georgetown 72

March 21, 2004

Notre Dame 69, Missouri State 65 (NCAA)

December 2, 2004

Michigan State 82, Notre Dame 73

January 10, 2006

Notre Dame 67, Marquette 65

January 28, 2006

South Florida 68, Notre Dame 64

February 7, 2006

Villanova 69, Notre Dame 65

November 13, 2006

Notre Dame 85, Bowling Green 81

November 18, 2010

UCLA 86, Notre Dame 83 (2OT)

On On September 13, 2008, a new era in Notre Dame basketball got underway, as groundbreaking ceremonies for the new Purcell Pavilion, including the Joyce Center arena addition and renovation, were held to kick off the first phase of the two-year project to upgrade the home for Notre Dame basketball and volleyball.

The first phase of the project involved construction of the new three-story structure at the south end of the arena. That structure includes the three-story **Rosenthal Atrium**, the **Notre Dame Murnane Family Ticket Office** (approximately 4,500 square feet) and a varsity shop to sell apparel and souvenirs (approximately 3,000 square feet), in addition to the club seating and hospitality area.

Replacement of the existing Purcell Pavilion/Joyce Center arena seating, including installation of chair-back seating throughout the arena, began following the University's Commencement Exercises in May 2009 with the arena re-opening for competition in October 2009, just in time for the start of the men's and women's basketball seasons and the end of the volleyball season. This phase of the project was completed in January 2010.

The University announced in October 2007 that the full \$34.3 million project had received a \$12.5 million leadership gift from Notre Dame alumnus and Trustee **Philip J. Purcell III**, the retired chairman and chief executive officer of Morgan Stanley.

In November 2007, another major gift of \$5 million from Notre Dame graduate **Vincent J. Naimoli** was announced.

A third lead gift was received from **Mike Leep Sr.**, a South Bend automobile dealer-shop owner.

The arena is now known as **Purcell Pavilion at the Joyce Center** — and the new club/hospitality area (and two outdoor patios) officially are named the **Naimoli Family Club Room**, but better known as "Club Naimoli". The new varsity shop also has been named the **Mike Leep Sr. Varsity Shop**.

The Rosenthal Atrium and the recently-christened **Austin Carr Concourse** (located on the lower inner ring of the arena) feature graphics and theming that highlight Notre Dame's competing athletic programs.

Changes to the interior of the Purcell Pavilion include:

- New, blue chair-back seating from top to bottom of the arena, including all-new upper-arena sections. All seating has been replaced in the lower bowl (including platform seats), and the upper bowl has been transformed and replaced with treads and risers and permanent arena seats. The exchange of the upper-level bleacher sections for chair-back seats changed the capacity from its old configuration of 11,418 to its current total of 9,149.
- The aforementioned "Club Naimoli" hospitality area (approximately 16,500 square feet) in the south end of the arena, with a separate, private entry and with premium club seating for nearly 800 fans. Included in this area are food service and restrooms.
- New fixed concession areas, increased numbers of women's restrooms and increased handicapped seating options.
- Enhanced graphics and theming that highlight Notre Dame's competing athletic programs were added along the interior of the upper concourse.

Notre Dame Women's Basketball Sellouts at Purcell Pavilion

Date	Opponent	Result
Jan. 15, 2001	Connecticut	W, 92-76
Feb. 24, 2001	Georgetown	W, 65-53
Dec. 31, 2005	Tennessee	L, 51-62
Jan. 5, 2008	Tennessee	L, 63-87
Jan. 27, 2008	Connecticut	L, 64-81
Dec. 7, 2008	Purdue	W, 62-51
Dec. 31, 2009	Vanderbilt	W, 74-69
Jan. 24, 2010	West Virginia	W, 74-66
Feb. 6, 2010	Pittsburgh	W, 86-76
Feb. 14, 2010	DePaul	W, 90-66
Feb. 23, 2010	Marquette	W, 82-67
March 1, 2010	Connecticut	L, 51-76
Dec. 5, 2010	Purdue	W, 72-51
Jan. 8, 2011	Connecticut	L, 76-79
Jan. 23, 2011	St. John's	W, 69-36
Feb. 12, 2011	Rutgers	W, 71-49
Feb. 26, 2011	Cincinnati	W, 66-48

NOTE: Capacity was 11,418 through 2008-09 season // current capacity is 9,149

- A four-sided LCD center-hung scoreboard, with similar auxiliary message boards above all four court-level ramp entrances and state-of-the-art sound system to incorporate these new technological advances.

Both the men's and women's basketball teams previously moved into new locker rooms and team rooms within the Joyce Center prior to the 1999-2000 season. In 2005, both the men's and women's basketball programs moved into recently-expanded offices located adjacent to Gates 1-2. The women's basketball office holds special significance, as part of the floor in its main reception area consists of the exact same court upon which Notre Dame won the 2001 NCAA championship at the Savvis Center (now called the Scottrade Center) in St. Louis.

In its 44th year of service to the University, the double-domed Joyce Center complex also acts as a multipurpose sports venue, a theatre and concert hall, a convention center and an office building.

The building was renamed in 1987 to honor **Rev. Edmund P. Joyce, C.S.C.**, Notre Dame's executive vice president from 1952 until his retirement in 1987. Formerly known simply as the Athletic and Convocation Center (ACC), the complete structure is now referred to as the Joyce Center, with the arena itself called Purcell Pavilion.

Originally designed by Ellerbe Architects of St. Paul, Minn., the Joyce Center was conceived at the outset as a combination athletic-civic center, and \$1.8 million was contributed by persons in the Michiana area. The Center's distinctive domes, covered with a white vinyl roofing material stretched over steel ribbing, rise just east of Notre Dame's

iconic football stadium. The Joyce Center complex is both wider and longer than the famous stadium and encloses more area than Houston's Astrodome (once termed the Eighth Wonder of the World). In all, the structure covers 10 acres of ground.

The south arena's design makes it capable of doubling as a basketball/volleyball court and a 9,000-seat concert hall/auditorium. In recent seasons, the facility has been home to some of the largest women's basketball crowds in the country, including 17 sellout crowds (11 of those coming in the past two seasons alone).

In addition, each of the 25 largest crowds ever to attend a Fighting Irish women's basketball game have come within the past 12 seasons, and all during the tenure of head coach **Muffet McGraw**. Notre Dame has ranked among the top 16 in the nation in average attendance during each of the past 11 seasons, finishing a school-record fourth in 2009-10 (8,377 fans per game) and placing fifth in 2010-11 with a school-record 8,553 fans per game (and a program-high 145,509 total attendance).

Such devoted fan support has helped the Fighting Irish built an intimidating homecourt advantage that's among the nation's best. Notre Dame compiled a 51-game home winning streak from 1998-2002, the longest in school history and (at the time) the 10th-longest in NCAA history. The Fighting Irish also had a 25-game home winning streak from Feb. 2003-Dec. 2004, and have an all-time record of 354-88 (.801) at Purcell Pavilion.

The north arena was the home of Fighting Irish ice hockey program until the end of the 2010-11 season and it remains a multipurpose sports center. Virtually every sport at Notre Dame — varsity, club or

intramural — can play or practice in either the fieldhouse, the arena, the five auxiliary gymnasiums or the several work areas provided throughout the spacious building.

In 1985, the Rolfs Aquatic Center opened on the east side of the Joyce Center. The \$4.5 million facility houses a 50-meter Olympic-size pool (25 yards in width) and spectator seating for 400.

In addition to these areas, the Joyce Center also contains the administrative and business side of the increasingly complex collegiate sports operation. Numerous offices are lodged inside, including those for coaches and athletic administrators, as well as media relations offices and facilities.

These offices and facilities are located in a central complex that joins the two arenas and in general houses the people and machinery common to both. The spacious Heritage Hall concourse (complete with trophy cases honoring all 26 Fighting Irish athletics programs) also is contained in this core area, as is the tastefully-appointed Monogram Room (with murals of all 27 Notre Dame national championship teams), surrounded by small meeting rooms. On the lower level of the concourse, there are faculty exercise rooms, public squash and handball courts and a central kitchen for catering and concessions.

Among those notables who have appeared at the Joyce Center are six presidents — **Gerald Ford**, **Jimmy Carter**, **Ronald Reagan** (twice), **George H.W. Bush**, **George W. Bush** (twice) and **Barack Obama** — as well as entertainment legends **Elvis Presley**, **Frank Sinatra**, **Bruce Springsteen**, **Billy Joel**, **Elton John** and **U2**.



The 2011-12 season will be Notre Dame's third in the refurbished Purcell Pavilion at the Joyce Center. With a capacity of 9,149, Purcell Pavilion features chairback from floor to ceiling with premium courtside seating, a four-sided LCD center-hung scoreboard and similar auxiliary message boards, a state-of-the-art sound system, the premium upper level Naimoli Family Club Room (aka "Club Naimoli") on the south end of the facility, expanded concourses and concession stands, and a unique two-toned maple hardwood floor design, highlighted by a distinctive shamrock and the famous interlocking ND monogram at center court.

ACADEMIC ALL-AMERICANS – Notre Dame ranks second all-time in the number of the College Sports Information Directors of America (CoSIDA) Academic All-Americans produced since 1952. Entering the 2011-12 school year, 221 Fighting Irish student-athletes have earned Academic All-America recognition throughout the years, including five women's basketball players. During the past 12 years, Notre Dame has fielded 95 Academic All-Americans (second-most in the nation), including two women's basketball players: center Ruth Riley who earned first-team Academic All-America honors for the third consecutive year in 2001, and guard Megan Duffy, who also was a first-team Academic All-America pick in 2006. Maggie Lally, a four-year letterwinner with the women's basketball program from 1978-81, was Notre Dame's first female Academic All-American, earning second-team honors in both 1980 and 1981. Notre Dame women's basketball alumnae Shari Matvey and Mary Beth Schueth, also second-team honorees in 1981 and 1983, respectively, join Lally on the Academic All-America list.

ACADEMIC ALL-AMERICAN OF THE YEAR – In addition to becoming just the fifth Notre Dame student-athlete to be a three-year Academic All-American, Ruth Riley also joined football center Tim Ruddy (1993), women's soccer goalkeeper Jen Renola (1996-97 fall/winter "at-large" sports) and men's basketball forward Pat Garrity (1997) as the fourth Irish student-athlete to be named Academic All-American of the Year for a respective sport or program. Riley — an eight-time dean's list student who graduated with a 3.64 GPA as a psychology and sociology major — then earned the highest honor in the nation, as the Academic All-American of the Year for all Division I sports (other finalists included Purdue quarterback Drew Brees and Duke men's basketball player Shane Battier). Riley recently completed her 10th season in the Women's National Basketball Association (WNBA) and her fourth with the San Antonio Silver Stars.

ASSOCIATED PRESS ALL-AMERICANS – Ten Notre Dame women's basketball players have earned Associated Press All-America honors. Beth Morgan and Kalryna Gailher, who finished their Fighting Irish careers first and second, respectively, on the program's career scoring list, were the school's first two All-Americans as they copied honorable mention honors in both 1996 and 1997. As a sophomore, Ruth Riley was a third-team AP selection in 1999 and she then became the first-ever first-team AP All-American in Notre Dame history (in 2000, and again in 2001). Alicia Ratay was a two-time AP All-American, garnering honorable mention laurels in 2000 and 2002. Niele Ivey became the program's fifth AP All-American, earning third-team honors after her stellar 2000-01 season. Jacqueline Batteast was a two-time AP All-America choice, picking up honorable mention recognition in 2003-04 and third-team laurels in 2004-05, while Megan Duffy was a two-time AP honorable mention All-America choice in '04-05 and '05-06. Charel Allen picked up honorable mention accolades in 2007-08 and Skylar Diggins and Lindsay Schrader did likewise in 2009-10, before Diggins copped third-team laurels in 2010-11.

ATTENDANCE – Notre Dame has ranked in the top 20 in the nation in home attendance each of the past 11 seasons, averaging 6,376 in 2000-01, 7,825 in 2001-02, 7,132 fans in 2002-03, 6,650 fans in 2003-04, 5,830 fans in 2004-05, 6,601 fans in 2005-06, 6,364 fans in 2006-07, 7,016 fans in 2007-08, 7,168 fans in 2008-09, 8,377 fans in 2009-10, and a school-record 8,553 fans last year,



The Detroit Shock won their second WNBA title in 2006, thanks in large part to the contributions of Notre Dame All-Americans Ruth Riley (left) and Jacqueline Batteast (center).

representing the 11 highest single-season averages in the program's history. All told, each of the 25 biggest Fighting Irish women's basketball crowds have come in the past 12 years (including 17 sellouts, 14 of which have occurred in the past three seasons), with all 25 taking place during the 25-year tenure of Muffet McGraw (1987-present). In addition, Notre Dame has welcomed crowds of 5,000 fans or more to 158 of its last 160 home games (the only two not on the list came in the final two rounds of the 2004 Preseason WNIT vs. Duke and Ohio State, when the location of games wasn't announced until 48 hours before tipoff and no pre-sale tickets were allowed).

BIG EAST CONFERENCE – Notre Dame took a landmark step on July 1, 1995, when the Irish officially became a member of the BIG EAST Conference. Notre Dame had been a member of the Midwestern Collegiate Conference (now known as the Horizon League) for women's basketball and most of its Olympic sports for a number of years, and the Fighting Irish also have held various league affiliations in hockey and fencing. The entry into the BIG EAST, however, marked the first time that the Fighting Irish men's basketball program had any type of conference affiliation. The announcement of the BIG EAST's invitation to Notre Dame came on July 10, 1994. The BIG EAST currently sponsors championships in 22 sports, with Notre Dame participating in all but one of them (field hockey, which the school does not offer). Since the 1995-96 school year, its first as a league member, the Fighting Irish have won 110 conference titles, raising the bar to a new level in 2005-06 with a conference-record 13 team titles.

CONFERENCE COMMAND – Notre Dame posted a 201-63 (.761) record in regular-season BIG EAST Conference games during its first 16 seasons in the BIG EAST (1996-2011), holding the second-best regular-season winning percentage of any school in conference history. Throughout their 34-year history, the Fighting Irish own an all-time record of 331-89 (.788) in regular-season conference games, including 43-11 in five seasons of North Star Conference play (1983-88) and 87-15 in seven Midwestern Collegiate Conference seasons (1988-95).

CHAMPIONSHIP IRISH – Thanks to three Notre Dame graduates, the WNBA's Detroit Shock went from "worst to first" in 2003, winning the league championship and coming back to do it all over again in 2006. Center Ruth Riley, who won an NCAA title with the Fighting Irish in 2001, started for Detroit during both of their championship runs and was instrumental in the Shock's three-game series win in the 2003 WNBA Finals over the two-time champion Los Angeles Sparks. In fact, Riley poured in a career-high 27 points in the third and deciding game and was rewarded for her efforts by being named the Finals MVP. That made Riley the first and only women's basketball player to be named the Most Valuable Player of the Finals at both the college and professional levels.

Forward Jacqueline Batteast helped Detroit hoist the hardware again in 2006, coming over to the squad from Minnesota via a pre-season trade and lending significant contributions in a reserve role.

The other Notre Dame connection in Detroit's championship seasons was its head coach — 1979 ND graduate Bill Laimbeer. The former Fighting Irish standout was a two-time NBA champion with the legendary "Bad Boys" Detroit Pistons and assumed the head coaching duties with the WNBA's Shock midway through the 2002 season. He also led Detroit to a third WNBA title in 2008 before resigning a year later. The franchise subsequently moved to Tulsa, Okla., prior to the 2010 season.

FINAL FOUR – Notre Dame's magical 1997 campaign culminated with the Fighting Irish earning a first-ever appearance in the NCAA Final Four. The event was held in Cincinnati, Ohio, and played at the 16,714-seat Riverfront Coliseum (now called U.S. Bank Arena), with Xavier University serving as the host school. The other Final Four participants that year were eventual national champion Tennessee, Old Dominion and Stanford. The Fighting Irish lost their semifinal matchup to the Lady Vols, 80-66.

Notre Dame returned to the Final Four in 2001, playing in front of sellout crowds (20,551) at the Savvis (now Scottrade) Center in St. Louis (with the Missouri Valley Conference serving as tournament host). The Fighting

Irish staged the largest comeback in Final Four history (16 points) to post a convincing 90-75 win over BIG EAST rival Connecticut in the NCAA semifinals before beating Purdue in a thrilling championship game, 68-66.

A decade later, Notre Dame made its third Final Four appearance, this time in its home state before a rabid contingent of close to 10,000 supporters (and more than 16,000 total fans) at Consecro Fieldhouse in Indianapolis. Just as they did in 2001, the Fighting Irish knocked off Connecticut in the national semifinals, rallying from an eight-point second-half deficit to win, 72-63, before being edged by Texas A&M in the national title game, 76-70.

GOLD RUSH – Notre Dame women's basketball players have combined to win 10 gold medals in international competition. In fact, at least one Fighting Irish player (either an alum, current player or incoming freshman) has suited up for a USA Basketball team in an international tournament in seven of the past eight years (2004-11), and each time, she has come back to South Bend with a gold medal.

Notre Dame's championship medal run reached a new level in the summer of 2011, when three current Fighting Irish players — junior guard Skylar Diggins, senior guard Natalie Novosel and fifth-year senior forward Devereaux Peters — made history by becoming the first Notre Dame trio to win gold medals for the same USA Basketball team in the same tournament, helping the United States to a 6-0 record and the World University Games title in Shenzhen, China.

Another highlight of Notre Dame's gold medal success came in 2004, when Ruth Riley (01) earned a place on the United States Olympic Team that took top honors at the Athens Games. That gold medal made Riley one of just seven players in women's basketball history to win an NCAA title, WNBA title and Olympic gold.

GRADUATION RATES REPORT – According to figures released by the NCAA in October 2011, Notre Dame has a 100-percent Graduation Success Rate (GSR), making the Fighting Irish one of just four programs in the past four years to register a perfect GSR score in the classroom and play for the national championship on the court in the same season. What's more, every single Notre Dame women's basketball player who completed her athletic and academic eligibility has graduated since head coach Muffet McGraw arrived on campus in 1987 (a perfect 64-for-64 success rate).

HALL OF FAME (PART I) – Head coach Muffet McGraw became the first Notre Dame representative to be inducted into the Women's Basketball Hall of Fame when she was enshrined during ceremonies on June 10, 2011, in Knoxville, Tenn. McGraw is one of seven active Division I head coaches in the Hall, with three of those currently serving in the BIG EAST Conference (the others are Connecticut's Geno Auriemma and Rutgers' C. Vivian Stringer).

HALL OF FAME (PART II) – In July 2011, Notre Dame women's basketball pioneer Carol Lally (Shields) (79) was inducted into the Capital One Academic All-America Hall of Fame. A co-captain on the first two Fighting Irish teams in 1977-78 and 1978-79, Lally went on to attend medical school after graduating from Notre Dame and now is a world-renowned ophthalmologist at the Wills Eye Hospital in Philadelphia. She became the sixth former Notre Dame student-athlete to be inducted into the Academic All-America Hall of Fame since its inception in 1988.

HOME STATES – Notre Dame's 12-player women's basketball roster for the 2011-12 season includes student-athletes from eight different states and two countries (United States and Canada), stretching to various corners of the continent. The current roster includes three players from Illinois and two from Pennsylvania, with the other states represented by the 2011-12 Fighting Irish including Georgia, Kentucky, Indiana, Iowa, Maryland and Michigan. During the 25-year tenure of Notre Dame head coach Muffet McGraw, players from 28 different states (including the 2011-12 newcomers) have played for the Fighting Irish women's basketball program — the above eight states plus California, Colorado, Florida, Kansas, Massachusetts, Minnesota, Missouri, Nevada, New Hampshire, New Jersey, New Mexico, New York, Ohio, Oklahoma, Texas, Washington, West Virginia, Wisconsin and Wyoming. The all-time Notre Dame women's basketball roster (including the current freshman class) contains 147 players that hail from 37 different states, the above 28 plus the following from the pre-McGraw era: Alabama, Arizona, Connecticut, Delaware, Montana, North Dakota, Rhode Island, Tennessee and Virginia. The most common home states on the Fighting Irish all-time women's basketball roster are Indiana (19), Michigan (16), Illinois (13), Ohio (9), Florida (8) and New Jersey (7).

HOME WINNING STREAK – Notre Dame put together a 51-game home winning streak from 1998-2002, the longest in school history and (at the time) the 10th-longest in NCAA annals. The Fighting Irish defeated three sixth-ranked teams during the streak, downing UCLA and Illinois in 1998-99, and defeating Purdue in 2000-01. The magical run finally came to an end in the final regular-season game of the 2001-02 season, when Villanova edged Notre Dame, 48-45. Undaunted, the Fighting Irish built up a 25-game winning streak (second-longest in Notre Dame history) from 2003-04, that ended with an 82-73 overtime loss to Michigan State on Dec. 2, 2004.

MCDONALD'S ALL-AMERICANS – Notre Dame has had six incoming freshmen named McDonald's All-Americans and chosen to compete in the McDonald's High School All-America Game since its inception in 2002 — Courtney LaVere (2002), Crystal Erwin (2003), Lindsay Schrader (2005), Devereaux Peters (2007), Skylar Diggins (2009) and Kayla McBride (2010). Diggins became the first future Fighting Irish player to earn MVP honors at the McDonald's game, scoring a game-high 18 points, while adding five rebounds and three steals for the East team, which lost to its West counterpart, 69-68, in Coral Gables, Fla. Diggins also won the Powerade Jam Fest Girls' 3-Point Shootout title the day before the McDonald's game.

NCAA LEADERS – Ruth Riley became the first Notre Dame women's basketball player to rank first in an NCAA statistical category, as she led the nation during the 1998-99 campaign in field-goal percentage (school-record .683). Riley also finished with a .632 career field goal percentage, currently tied for 12th in the NCAA record book.

Former Fighting Irish shooting guard Alicia Ratay graduated in 2003 with a .476 career shooting percentage from three-point range, which broke the old NCAA record (.467) set by 1993 Harvard graduate Erin Maher. Ratay also led the nation in three-point percentage in 2000-01 (.547), setting an NCAA record for long-range efficiency by a sophomore. What's more, Ratay is tied for 16th in NCAA history with an .872 career free throw

percentage, making her the only player in NCAA Division I annals to rank among the top 20 in both foul shooting and three-point shooting.

The 2000-01 national championship Fighting Irish squad led the nation in three-point percentage (.464) and field-goal percentage defense (.336), the last time Notre Dame earned NCAA team statistical titles.

PLAYER DEVELOPMENT – Perhaps no women's basketball program in America can equal the success in developing players into high-caliber athletes that Notre Dame has enjoyed during the last 17 seasons. The Fighting Irish have had at least one All-American at all five floor positions during that time (PG Niele Ivey and Skylar Diggins; SG Alicia Ratay, Charel Allen and Natalie Novosel; SF Beth Morgan, Jacqueline Bateast and Lindsay Schrader; PF Katryna Gaither and Devereaux Peters; C Ruth Riley), and four have gone on to earn other major national honors during their career. Riley was the consensus 2001 national player of the year, while Ivey and Duffy were the '01 and '06 Frances Pomeroy Naismith Award winners (top senior 5-8 and under) and Bateast was the 2002 USBWA National Freshman of the Year.

RECRUITING REWARDS – Notre Dame has reaped the benefits of some of the top recruiting classes in the country over the past 15 years. During that time (1997-98 to present), the Fighting Irish have attracted Top 25 classes each season. This year's incoming group is ranked as high as ninth in the nation, according to Collegiate Girls Basketball Report. Notre Dame's stellar recruiting efforts are coordinated by associate head coach Jonathan Tsipis and assistant coach Niele Ivey.



Former Notre Dame guard Melissa Lechlitner became the first South Bend-area female to earn a gold medal in international competition as a member of the 2007 USA Basketball U19 World Championship Team.

RING OF HONOR – Notre Dame's Ruth Riley collected plenty of awards to fill her trophy case, making her possibly the most-decorated student-athlete (in terms of number and variety of awards) in Notre Dame athletics history. Thus it was appropriate that on Nov. 12, 2011, she was the first women's basketball player enshrined in the Fighting Irish Ring of Honor, a new recognition circle at Purcell Pavilion for the greatest Notre Dame student-athletes to compete in that arena. As such, her ubiquitous No. 00 now hangs in the Purcell Pavilion rafters as a permanent reminder of her accomplishments.

Most notably, Riley was named the 2000-01 national player of the year by the Naismith Foundation and the Associated Press (among others) while also earning the nation's top academic award, as the Academic All-American of the Year for all Division I sports (as selected by the College Sports Information Directors of America). She averaged 19 points and eight rebounds per game in 2000-01 before graduating with a 3.64 grade-point average as a psychology and sociology major.

Riley became just the fifth Notre Dame student-athlete – and the third in 35 years – to earn Academic All-America honors during three years and she is the only Notre Dame basketball player – men's or women's – to be a first team AP All-American and a first team Academic All-American. Her trophy haul also included a prestigious NCAA Postgraduate Scholarship and she became the first Notre Dame student-athlete to receive Notre Dame's Kanaley Award and Christopher Zorich Award in the same year. The Kanaley Award recognizes senior student-athletes who have been exemplary as students and leaders while the Zorich Award recognizes contributions to the University and the community.

Riley – who also received one of the NCAA's prestigious Top VIII Awards in December 2001 – is one of 22 all-time Notre Dame student-athletes to be named All-America and Academic All-America while also earning a postgraduate scholarship. She is one of six from that group to also help their teams win national championships, while Riley and women's soccer goalkeeper Jen Renola ('95) are the only ND student-athletes ever to lead their teams to a national title while also earning All-America, Academic All-America, NCAA postgraduate scholarship and the Kanaley Award (Renola is ND's only other recipient of the NCAA Top VIII Award).

Riley also was named national player of the year by the U.S. Basketball Writers Association, Sports Illustrated, Women's Basketball Journal and Basketball Times while being recognized as the BIG EAST Conference Player of the Year, earning her third consecutive BIG EAST Defensive Player of the Year honor and being named the BIG EAST Female Scholar-Athlete of the Year. A consensus first team All-American, she also was named the Most Outstanding Player of the 2001 NCAA Midwest Regional and the 2001 NCAA Final Four.

THREE-POINT FLURRY – Former Fighting Irish shooting guard Alicia Ratay turned in a memorable long-distance shooting performance versus Rutgers as a freshman, lifting the Fighting Irish to a 78-74 overtime win on Feb. 19, 2000, at RU's Louis Brown Athletic Center. Ratay set a BIG EAST record for three-point field goals and three-point percentage in that game, connecting on all seven of her shots from beyond the arc en route to a 26-point game.

Adding to that impressive efficiency was the fact that two of her three-pointers came in the final 17 seconds of regulation – after the Fighting Irish had trailed

65-59 – sending the game into overtime. Her three-pointer with 0:17 left forged a 65-62 game and Rutgers misfired from the line on a one-and-one chance before Ratay delivered again with just four ticks on the clock, draining a shot from the top of the key with the Rutgers defense closing in. The three-pointers were Ratay's only shots from the floor during the entire game and she also made five of six free throws, including two with 22 seconds left in overtime as the Fighting Irish rallied to the win after earlier squandering a 19-point lead.

TOURNAMENT TESTED – Notre Dame has felt right at home in tournament situations during the past 15 years. Starting with the 1997-98 season, the Fighting Irish have won 23 of their last 25 regular-season tournament games, including a four-game run to the 2004 Preseason WNIT title and three-game sprints to the 2009 Paradise Jam and 2010 WBCA Classic crowns. The only Fighting Irish losses during this current stretch were a 67-63 overtime setback at No. 20 Colorado on Nov. 15, 2003 in the finals of the WBCA Classic — a game that saw the Buffaloes sink a desperation 30-footer at the end of regulation to force the extra session — and a 75-59 loss at Maryland on Nov. 16, 2007, in the semifinals of the Preseason WNIT.

20-WIN SEASONS – The Notre Dame women's basketball program has posted 20-plus wins in 17 of the past 18 seasons and in 21 of 24 seasons during the tenure of head coach Muffet McGraw. In fact, McGraw is tied for ninth in NCAA Division I history — eighth among active coaches — with 23 20-win campaigns (including two during her five-year tenure at Lehigh University from 1982-87).

TWO THOUSAND CLUB – Beth Morgan and Katryna Gaither, who led the Fighting Irish to the 1997 NCAA Final Four, proved to be the most prolific scoring combination in Notre Dame and NCAA history, as the duo combined for 4,448 points and 1,608 rebounds from 1993-97. They were the first two players from the same team in NCAA history to each score more than 2,000 career points. Morgan finished as the school's all-time leading scorer with 2,322 points while Gaither ended her career second on the scoring (2,126) chart and third on the rebounding (986) list. They were joined in 2001 by Ruth Riley (2,072 points and 1,006 rebounds), who became the first player to have 2,000 points and 1,000 rebounds in her career.

WINNING NEVER GETS OLD – Notre Dame has won 374 games (24.9 per season) during the past 15 seasons (1996-97 to 2010-11), representing the fifth-most wins of any school in the country during that span. Here's where the Fighting Irish rank in terms of their wins since 1996-97 (and entering the 2011-12 season):

	TEAM	TOTAL
1.	Connecticut	509
2.	Tennessee	475
3.	Duke	433
4.	Louisiana Tech	385
5.	NOTRE DAME	374
6.	Old Dominion	370
7.	Purdue	365

WOMEN'S NATIONAL BASKETBALL ASSOCIATION (WNBA) – Notre Dame has seen seven of its players taken in the WNBA Draft during the past 11 seasons, including 2008 All-America guard Charel Allen, who was a third-round choice that year (43rd overall) by the Sacramento Monarchs, where she helped that squad advance to the '08 Western Conference playoffs.

In 2001, Ruth Riley was a first-round pick (fifth overall) by the Miami Sol, while Niele Ivey went in the second round to the Indiana Fever and Kelley Sionon was a third-round choice of the Los Angeles Sparks. When the Miami franchise folded in December 2002, Riley was the No. 1 overall pick in the WNBA Dispersal Draft, going to the Detroit Shock, whom she promptly led to the '03 and '06 league championships. The following year (2007), Riley was traded to the San Antonio Silver Stars, leading that franchise to four consecutive playoff berths, including a spot in the Western Conference finals in '07 and a berth in the WNBA Finals (for the first time in team history) in 2008.

Meanwhile, Ivey spent four seasons with Indiana before signing with Detroit as a free agent during the 2005 off-season and moving on to the Phoenix Mercury later in the '05 season.

Sionon elected to forgo a professional career to begin a stint with Athletes in Action. Her teammate, Ericka Haney was taken in the third round of the 2002 WNBA Draft (47th overall) by the Detroit Shock and played professionally for three seasons.

Former All-America point guard Megan Duffy was chosen in the third round (31st overall) of the 2006 WNBA Draft by the Minnesota Lynx. She spent two seasons there before signing with the New York Liberty as a free agent in 2008.

Duffy's former All-America teammate with the Fighting Irish, Jacqueline Batteast was a 2005 second-round selection (17th overall) by the Minnesota Lynx. After one season in the upper Midwest, Batteast was traded to the Detroit Shock, where she teamed with Riley to help bring a second WNBA title to the Motor City.

In 2004, Coquese Washington retired after six seasons in the league, a career highlighted by a WNBA title with the Houston Comets in 2000. Former Fighting Irish All-Americans Beth Morgan (Cunningham) and Katryna Gaither also spent time in the WNBA during its infancy from 1999-2000.



Alicia Ratay's three-point barrage in a 2000 overtime win at Rutgers, including her two treys in the final 17 seconds of regulation, remains one of the greatest moments in Notre Dame women's basketball history.



NOTRE DAME

FIGHTING IRISH

2011-12 WOMEN'S BASKETBALL



With All-Americans returning at three of the five starting spots, Notre Dame is well-positioned to build upon last year's run to the NCAA national championship game.

SEASON PREVIEW

Time Is On Notre Dame's Side In 2011-12

Defending NCAA national finalist Fighting Irish seek to finish what they started a year ago.

Time is a valuable commodity. It can be measured in numerous ways, whether by smaller increments such as seconds, minutes and hours, or by larger units such as days, weeks, months and even years. No matter the measure, time is important, it's fleeting and once it's gone, it can never be retrieved.

In the case of last year's Notre Dame women's basketball program, the six-month period from the first day of preseason practice through the final horn of the NCAA national championship game provided memories in time that will last forever. It was a season almost unlike any other in Fighting Irish history, and in fact, for the vast majority of college basketball programs around the country, a trip to the national championship game and a 31-8 record would be cause for celebration.

Yet, for the Notre Dame players and coaches, it's motivation to take care of unfinished business. That's because for all the time spent in the gym during practice, and the countless hours players spent alone working constantly on fundamentals, it was a stretch of less than 16 minutes in the second half of the national championship game that each one of the Fighting Irish wants back ... and yet it can never be retrieved.

After building a seven-point lead at the first media timeout of the second half in that title game against Texas A&M, Notre Dame wasn't able to maintain that lead. When that final horn sounded, six points were all that separated Notre Dame from its second national championship, leaving the Fighting Irish just short of their goal.

It was a bitter pill to swallow for a Notre Dame squad that already had made history as the first program ever to defeat Tennessee and Connecticut in the same season, let alone to do it in consecutive games and do it in back-to-back contests within the pressure cooker of the NCAA Championship. The table had been set for the Fighting Irish to finish their storybook run, playing on the game's biggest stage in front of virtually a home crowd at Consco Fieldhouse in Indianapolis ... and yet those 16 minutes can never be retrieved.

Or can't they? With the memories of celebratory (and erroneously-dropped) blue and gold confetti sticking to their shoes, their hair and their uniforms as they trudged into the locker room, the Fighting Irish already were making a silent vow ... never again. They would find a way to get those 16 minutes back, to get those six points back, to bridge the gap, to make the difference between runners-up and champions.

Four starters and nine monogram winners return for Notre Dame in 2011-12 from that NCAA national runner-up team, combining with an incoming freshman class that has been ranked as high as ninth in the country. Three of those returning starters earned All-America honors last year, and between them, this highly-talented threesome scored 1,638 points last season (an average of 42 points per game) while

giving Notre Dame a bonafide All-America threat at each of the major court positions (point guard, wing and post).

Meanwhile, the fourth returning starter is a wily veteran who enters her second year as a team captain, providing valuable guidance for the hungry Fighting Irish. They're all led by a Hall of Fame coach in **Muffet McGraw**, who enters her silver anniversary season at Notre Dame, looking to spin 24-karat championship gold.

"I sense that hunger in the coaching staff and the four returning starters," McGraw said. "That's the theme — unfinished business. The challenge is to get the rest of the group on their page and that's going to be a big challenge because I think that when you come in as a freshman and you have that kind of success, you don't necessarily understand how hard it was to get there. That's what the seniors and the juniors know and understand. It took us a long time to get there (to the national championship game), so they are prepared to continue to work at that level, but I'm not sure the underclassmen have an idea of the challenge they have ahead of them. It's up to us as coaches to keep raising those expectations in practice on a daily basis and that they carry over to game situations. That's what's going to make the difference."

GUARDS

Exceptional guard play is the key to any successful basketball team, and in junior **Skylar Diggins**, Notre Dame has arguably the nation's top floor general. Although in just her second year at the helm of the Fighting Irish offense, Diggins already has proven herself to be a dynamic playmaker with the ability to put a team on her back and lift them to another level.

At no time was that more evident than in the 2011 NCAA Championship, when the South Bend native averaged 19.3 points and 5.8 assists per game with a .407 three-point percentage, including a career-high 12 assists in the regional semifinal win over Oklahoma, a (then) season-high 24 points in the regional title victory against Tennessee, and a season-best 28 points in the Final Four win over Connecticut, not to mention a team-high 23 points in the title game against Texas A&M.

Thus it was no wonder Diggins was named to the State Farm Coaches All-America Team (the third Notre Dame player and first Fighting Irish sophomore to be so honored), as well as earning third-team Associated Press All-America status. A finalist for every major national player-of-the-year award last year, as well as the Nancy Lieberman Award as the nation's top point guard and the Most Outstanding Player of the NCAA Dayton Regional, Diggins averaged 15.0 points and a team-high 4.9 assists per game while becoming the first Fighting Irish player ever to pile up 400 points, 100 assists and 75 steals in a season twice in her career. She



Skylar Diggins

also went over the 1,000-point mark for her career late last year, joining the school's all-time leading scorer, Beth Morgan, as the only Notre Dame sophomores to reach the scoring millennium.

During the summer of 2011, Diggins continued to hone her skill set and dedicated herself to an enhanced strength and conditioning program at Notre Dame as part of her training for the USA World University Games Team. Making the squad with teammates Natalie Novosel and Devereaux Peters, the Fighting Irish trio made history by becoming the first Notre Dame threesome to win gold medals for the same USA Basketball team in the same international competition, leading the United States to a 6-0 record and the tournament title in Shenzhen, China.

Diggins plays the game with passion, intensity and poise, displaying a court savvy well beyond her years. Now with the burning desire to right what she and her teammates see as a wrong that occurred at the end of last season, one would be hard-pressed to believe that the best could be yet to come for this groundbreaking athlete.

"I have never had a player like her," McGraw said. "You can watch her game and she is obviously a very good player in a lot of different ways. But when you look and see what her biggest strength is, it's all intangibles. I have never had a player with the drive to win that she has. I have never had a player as competitive. She wills the ball in the basket. You saw her step up on a national stage in the NCAA tournament and play the best basketball of her career on the biggest stage."

"She just simply refuses to lose and she brings the team with her," McGraw added. "She is so fun to watch because of the way she competes every day and that is the way she plays in practice. She competes every day. She does want to lose a drill or a pick up game and when you have a leader who is



Natalie Novosel

your hardest worker and everyone body on the team respects and listen to, you are in great shape. When that person also plays the point you know your team is in good hands."

Entering her senior year, **Natalie Novosel** is coming off a season in 2010-11 that saw her emerge as the nation's most improved player. The Lexington, Ky., native more than tripled her scoring average to a team-high 15.1 points per game, while adding 4.0 rebounds and 1.9 steals per game, not to mention a sensational team-best .413 three-point percentage. Whether it was on the perimeter or driving down the lane to create a record-setting 183 free throws on 232 attempts, Novosel was a handful for opponents on a nightly basis, rolling up 33 double-figure scoring games, including seven 20-point outings.

Novosel's improvement did not go unnoticed, either within the BIG EAST Conference, or around the country. She earned honorable mention status on the State Farm Coaches All-America Team and was a first-team all-conference selection, as well as the BIG EAST's Most Improved Player. She also made the NCAA Dayton Regional and BIG EAST Championship all-tournament teams, in addition to collecting MVP accolades at the WBCA Classic.

A slick passer and shooter with an uncanny ability to finish with contact in traffic, Novosel also is one of Notre Dame's strongest players, allowing her to take the punishment and come back for more without complaint and without hesitation. It's that toughness and dogged determination that made her a valuable member of the USA World University Games Team, and it was those traits that led her teammates to select Novosel as one of three team captains for the 2011-12 season.

"To think that she came from what we knew was a player with great potential, to make a giant leap over last summer was a huge boost to her confidence level," McGraw stated. "She's the most mentally-tough player we have on the team, without question. She plays through injury and plays through pain. She never wants to take a break and doesn't take a minute off. She works hard every day

at practice and she loves to compete. She is a little quieter as a leader. She is not quite as vocal but she makes her presence known. She wants the ball at crunch time. She wants to take the big shot and wants to make the big play. She had a tremendous season and we are expecting big things from her again this year."

While Diggins and Novosel may be the flash and muscle in the Fighting Irish backcourt, fifth-year senior guard **Brittany Mallory** is the cerebral assassin. The Baltimore resident is the textbook definition of a "coach on the floor," someone who understands every intricacy and nuance of the Notre Dame offensive and defensive schemes. She reads opposing defenses with ease and causes headaches with her feisty, bulldog-like tendencies as one of the BIG EAST's top defenders, someone who takes pride in guarding the opponent's top player each time out.

Mallory had one of her best offensive seasons for the Fighting Irish in 2010-11, averaging 7.1 points and 2.7 assists per game with a career-high .402 three-point percentage, punctuated by her season-best 20 points (including six three-pointers) in the regional semifinals against Oklahoma. On defense, she swiped a team-best 77 steals (2.1 per game), giving her 138 thefts in the past two seasons alone. With a 1.39 career assist-to-turnover ratio, Mallory also gives Notre Dame another steady and confident ball-handler in critical situations.

"Brittany is the glue to our team," McGraw noted. "You look at her contributions and you know you can't win without her. She is as important as anyone else on the team from what she brings. She has the ability to spot up from the three-point line, the intelligent play with the ball and the assist-to-turnover ratio. But then for her to become our best defender, that was something that we didn't even expect and she grew into that role, which is the most important role that you have. You have to shut down the other team's best player and she does it night-in and night-out. She is so well-respected by the coaching and staff and has an incredibly upbeat demeanor every day. She is very steady emotionally, a great teammate and someone that when you look at the different personalities, she is one that keeps everyone together."

Although she didn't play a full season as a rookie due to an off-the-court issue, sophomore guard **Kayla McBride** only needed those 19 games to prove she's destined to be an impact player for the Fighting Irish. The Erie, Pa., native ranked fifth on the team in scoring (and tops among all reserves) at 8.7 points per game, while ending up third on the squad with a sharp .557 field goal percentage. She also started four times when Mallory went down with an ankle injury in the season's third game, giving Notre Dame a fifth returning player with starting experience heading into 2011-12.

A gifted and powerful wing player, McBride blends athleticism and a fearless nature inside the arc with a dangerous perimeter game. She's also solid in the Fighting Irish possession game with good court vision and is a key asset on defense with the ability to cause havoc due to her quick hands and instincts.

"Kayla came off a great summer and she came back in ready to go," McGraw said. "I think she did a great job for us last year in practice and now she wants at the opportunity in the game and she is going to be a surprise. She may be somebody who is the most improved player in the BIG EAST, just because I don't think anyone expects her to play as much of a role as we do."

Another Notre Dame player who could be poised for a breakout campaign in '11-12 is junior **Kaila Turner**. The Joliet resident spent her first two seasons as a backup point guard for the Fighting Irish, averaging a career-high 2.7 points per game, while ranking second on the team with a 1.30 assist-to-turnover ratio and an .828 free throw percentage, as well as third with a .322 three-point percentage and 1.7 assists per game.

While she will still see some time at the helm of the team's offensive sets, Turner will primarily play at the shooting guard spot, allowing Notre Dame to take better advantage of her blossoming perimeter game.

"Kaila is coming off a really good summer," McGraw observed. "If I had to pick a player who actually had the best summer, it would probably be Kaila. She has really impressed us with her workouts and her conditioning and she is ready to go. We expect that she will shoot a lot of threes and be big for us at the three-point line."

Perhaps no single player on the Fighting Irish roster creates more of a buzz inside Purcell Pavilion when she steps on the floor than senior **Fraderica Miller**. With a mix of speed and aggressiveness on defense, the Atlanta product has had numerous opponents scratching their heads as they see her fly by and knock another ball free for one of Notre Dame's many steals.



Fraderica Miller



Natalie Achonwa

Last season, she averaged career-high (or near-high) averages in scoring (1.9 ppg.), rebounding (2.1 rpg.) and steals (1.5 spg.), and she was one of five Fighting Irish players with at least 45 steals, finishing with 48 thefts. In fact, if she played a full 40 minutes per game, Miller would have led the nation with an astounding 6.04 steals a night, nearly a full steal more than her closest pursuer in that category.

Miller also has some experience in the post, and could offer capable support on the blocks, thanks to her defensive intensity and her underappreciated leaping ability and long arms that allow her to latch on to rebounds in traffic.

"Fraderica can change the game in a heartbeat," McGraw stated. "She comes into the game and everybody moves to the edge of their seat because they know something good is going to happen. She forces the other team into a lot of turnovers. She is tenacious defensively and gets the crowd involved. She makes the other team's point guard nervous when she gets on the court. She was really a big factor in our success late in the season in the BIG EAST tournament and also in the NCAA tournament. She's also a veteran player with great experience and she will continue to have that role of being that spark. You need that energy boost and spark off the bench and she will provide that."

Notre Dame will add two young guards to its lineup this season, both of whom have strong high school pedigrees. **Madison Cable** (Mt. Lebanon, Pa.) is a crafty and versatile player who can play inside or outside. She was named the Gatorade High School Player of the Year in the state of Pennsylvania and a Parade All-American in her final high school season, in addition to being a three-time all-state honoree. She averaged 17.4 points per game last year while leading Mount Lebanon High School to its third consecutive Pennsylvania Class 4A state championship.

Meanwhile, **Whitney Holloway** (Plainfield, Ill.) is a speedy point guard who combines exceptional court awareness with offensive punch. She averaged 14.2 points, 4.6 assists and 4.1 steals per game as a senior in 2010-11, helping Montini Catholic High School to a 36-1 record and its second consecutive Illinois Class 3A state championship. For her career, she was a three-time all-state selection, scoring 1,594 points and shooting 64 percent from the floor.

"We have a lot of guards and they (the freshmen) are going to learn a lot this year," McGraw said. "Madison can watch Natalie (Novosel) and Brittany (Mallory) and see what they do and learn to play that role that they are playing for our team. Madison also is a very good rebounder and her length helps us defensively. She can also get to the basket, and with a little bit of strength and a little bit more experience, she will be a good player for us."

"Whitney gives us some speed and ability to get up and guard the ball in the backcourt," McGraw continued. "She will be able to give Skylar a little rest at times and come in to play the point. She can also shake things up defensively with a little more full court pressure. She is a great ball-handler and great passer, and she's also smart and picks things up quickly, knowing who should have the ball. She is somebody that we hope comes around early and is ready. It is a difficult position for a freshman to come in and run the team, especially when you are replacing someone like Skylar, but I think she is capable."

POSTS

One full season — that's all **Devereaux Peters** needed to make a crystal clear statement that she is one of the nation's top post players. After missing portions of her first three seasons due to a pair of knee injuries and related surgeries, the fifth-year senior from Chicago was running at full capacity in 2010-11 and it showed, as she averaged a career-high 11.9 points and 7.5 rebounds per game, while ranking fifth in the nation with a .593 field goal percentage and registering 10 double-doubles, the most by a Notre Dame player in seven years.

As if that weren't enough, Peters took her unique defensive presence to a different level last season, finishing as the only player in the country to log at least 65 steals and 65 blocked shots (she had 66 steals and 68 blocks). She also is the only returning BIG EAST player to rank among the top 15 in the conference last year in the three major defensive categories of rebounds, blocks and steals, a feat that led to her selection as the BIG EAST Defensive Player of the Year (Notre Dame's first since Ruth Riley dominated that honor from 1999-2001).

A State Farm Coaches All-America honorable mention pick, as well as a first-team all-BIG EAST choice and a member of the NCAA Women's Final Four All-Tournament Team (along with Diggins), Peters is an imposing force at both ends of the court, using her 77-inch wingspan, quickness and athleticism to collect rebounds, disrupt shots and clog up passing lanes on defense while beating opponents down the floor in transition, knocking

down the mid-range jumper or playing the physical game on the blocks.

Peters is coming off a highly-successful summer with the USA World University Games Team, joining Diggins and Novosel on that gold medal-winning squad. Peters was the team's top scoring reserve at 10.0 ppg., was fourth at 5.3 rpg., and ranked among the top 10 in the entire tournament with a team-high .560 field goal percentage and 1.0 bpg.)

A passionate and confident player who demands the best from herself every day, Peters is one of three team captains for the Fighting Irish this season. She also is in position to become the first Notre Dame player ever to pile up 1,000 points, 500 rebounds, 200 blocks and 200 steals in her career.

"Devereaux was a player who achieved her potential and in one season let everyone know that she is an important part of our team," McGraw said. "She can do so much for us on the court defensively by rebounding, blocking shots and running the floor. She is also still able to score even though we are not running a lot of plays for her. She has shown probably the most significant improvement of anybody on the team, with the way she has come back from double knee surgery to the point where she is now one of the best players in the country. Just to see her achieve that potential, it's such a great feeling."

"But, for her, the job is not done," McGraw added. "She loved playing this summer (with the USA World University Games Team). She was able to compete and play well and now she has matured as a leader of our team and is someone who is ready to lead us on. She has such fun when she is playing, and I think when you look at her emotion and her passion, you see what makes her great."

With the loss of veteran frontline starter Becca Brzezewski to graduation, the door opens for sophomore **Natalie Achonwa** to compete for that starting spot. The native of Guelph, Ontario, showed tremendous promise as a rookie last season, averaging 6.9 points per game, while placing second on the team with 5.3 rebounds per game and a .566 field goal percentage (which would have been fourth in the BIG EAST, but she fell just shy of the minimum number of made baskets needed to qualify for the rankings).

Achonwa seemed to grow stronger and more confident as the season progressed, registering a double-double in the BIG EAST Championship final at Connecticut (12 points, game-high 10 rebounds) and nearly adding two more double-doubles in the NCAA Championship with 10 points and eight rebounds in both a second-round win over Temple and the regional semifinal victory over Oklahoma.

A veteran of the international game who is one of the rising stars in the Canadian National Team program, Achonwa earned BIG EAST All-Freshman Team honors last year and brings a balanced skill set that blends power in the post with the ability to face up defenders and hit shots from the perimeter. In addition, her maturity and experience helped ease her transition to the college game, and she is expected to be a key contributor for the Fighting Irish in 2011-12.

"Natalie has an unlimited ceiling for her game," McGraw said. "She continues to improve and she gives us a little bit of a presence around the basket, which is what we need. She is also very versatile. She can face the basket, she can guard the other team's post player and she can be a physical presence defensively. So the sky is the limit for what she can accomplish for us this season."

After battling through the lingering effects of knee surgery during the latter stages of her high school career (and a secondary surgery early this past offseason), **Ariel Braker** is back at full strength for Notre Dame this year and positioned to add depth to the Fighting Irish post game. The Grosse Pointe Woods, Mich., resident played in 26 games as a rookie last year, tallying 1.6 points and 2.2 rebounds per game. She was a highly-efficient defensive presence for Notre Dame, making the most of her court time to grab a team-high one rebound for every 2.7 minutes played.

With long arms and good athleticism, Braker has seen her biggest impact at the defensive end early in her college career as a valuable asset in the team's traps and presses. Through summer and preseason workouts, Braker also has shown strong development on the blocks as both a scoring and rebounding threat, something that will be important to Notre Dame's fortunes this year.

"When you return seven of the top eight, the playing time is going to be difficult for the people on the bench and they need to establish themselves early," McGraw noted. "Ariel gives us someone who can rebound and block shots. She has had a

lot of injuries and she has been through a lot of adversity that she has faced throughout the year. She had that surgery in the offseason and she has come back healthy and now it's just a question of finding her niche. She is looking to find our needs and certainly rebounding is always a place where we need people as well as blocking shots. She could also assume a role similar to Fraderica (Miller) if she gets herself in shape."

The third member of the incoming Fighting Irish freshman class could be the most intriguing prospect on the Notre Dame roster this season. Standing 6-foot-2, **Markisha Wright** (Des Moines, Iowa) is a tough, physical post presence who will give the Fighting Irish extra muscle (not to mention agility) on the blocks, Wright was the driving force behind Des Moines East High School and its run to the 2011 Iowa Class 4A state title with a perfect 27-0 record. A three-time all-state selection, Wright averaged a double-double in her final prep season with 16.0 points and 15.0 rebounds per game.

"With the loss of Becca (Bruszewski) and our depth in the post, we're going to need Markisha to be ready early," McGraw said. "What's great about Markisha is that all of the things she does well, such as rebounding, being physical, scoring on the blocks, those are all things that we need. She's shown great potential during preseason workouts and as time goes on, I think she has the chance to be right there and make some important contributions for us."

SCHEDULE

It's a simple philosophy and one that McGraw has followed for many years. In order to prepare for BIG EAST play, Notre Dame has to step outside its comfort zone in the non-conference season. That means playing some of the other top programs from other high-quality leagues around the country, and competing in hostile environments against unfamiliar styles of play.

Learning from these matchups, the Fighting Irish are better prepared for the BIG EAST season, a rugged 16-game gauntlet that features nine other postseason participants (including eight NCAA qualifiers) from last season. Notre Dame has not only survived, but thrived in the conference crucible during its first 16 years in the BIG EAST, posting the second-best regular-season winning percentage in league history (.761, 201-63 record) while finishing in the top four of the BIG EAST standings 13 times in that span.

Once Notre Dame has worked its way through that conference schedule, the Fighting Irish are battle-tested and have all the tools necessary to compete in the NCAA Championship. The results there speak for themselves, as Notre Dame ranks 11th in tournament history with a .653 winning percentage (32-17 record), including nine Sweet 16 appearances, three Final Fours, two title-game berths and the 2001 national championship.

Thus, Notre Dame will stick with its scheduling philosophy in 2011-12, taking on teams from each of the nation's top six conferences (and nine of the top 13), while playing as many as 19 regular-season games against teams that qualified for postseason play last year (including 16 NCAA Championship

qualifiers and four of the other seven NCAA Elite Eight participants). In addition, the Fighting Irish could play six first-time opponents during a potential 14-game non-conference slate, and may have up to a school-record 18 home games lined up inside Purcell Pavilion during the upcoming campaign, including first- and second-round games in the NCAA Championship (the third time in four years Notre Dame has hosted early-round NCAA tournament action).

Among the marquee matchups on this year's schedule are a home-and-home series with BIG EAST rival and fellow Final Four participant Connecticut (Jan. 7 at Notre Dame; Feb. 27 in Storrs, Conn.), as well as home games with Tennessee (Jan. 23) and Kentucky (Dec. 18), the latter making its first-ever visit to Purcell Pavilion.

What's more, Notre Dame will play in a pair of tournaments during the non-conference slate, starting with the Preseason Women's National Invitation Tournament (WNIT) for the fourth time in program history after winning the tournament title in 2004 and reaching the semifinals in both 1996 and 2007. The Preseason WNIT could take on an added luster should the Fighting Irish reach this year's championship game, as Baylor or UCLA are among the teams looming on the opposite side of the bracket.

Immediately after concluding the Preseason WNIT, Notre Dame heads to the Bahamas for its second trip to the Caribbean in three years (after winning the 2009 Paradise Jam in the U.S. Virgin Islands). The Fighting Irish will take part in the Junkanoo Jam beginning the day after Thanksgiving (Nov. 25) with a renewal of their series against USC, while Duke and Gardner-Webb meet in the other first-round contest. The championship and consolation games then will be played the following night.

Notre Dame also is slated to make at least 11 national or regional television appearances this season, highlighted by a game on CBS for the second consecutive year (Jan. 7 at home vs. Connecticut) and six games on the ESPN family of the networks, three of which will be featured on that entity's famed Big Monday package (the second-most Big Monday appearances by any team in 2011-12).

"We wanted to challenge the team (with the schedule), thinking that we had a veteran team coming back," McGraw said. "If you want to play at the highest level, you have to play the good teams. You have to find out where you are and we are doing that early. We are playing really good teams early and we are going to find out by Dec. 1 what kind of team we are. By Jan. 1, we are going to have really good idea of where we think we are, so I think that is the key for us. We could line the schedule with teams we could beat and have a really nice record or we can go out and challenge ourselves with some games on the road and play some of the top five teams in the nation, and that's what we're going to do."

At the end of the day, only time will tell if Notre Dame can turn back the clock, retrieve those 16 minutes it lost at the end of last year's national championship game and make that charge towards the top of college basketball's mountain before planting their championship flag at the summit.



Devereaux Peters

2011-12 Team Rosters

Roster Breakdowns

By Class

Seniors/Fifth-Year Seniors	4
Juniors	2
Sophomores	3
Freshmen	3

By Position

Forwards	4
Guards	8

By State/Province

Illinois	3
Pennsylvania	2
Georgia	1
Indiana	1
Iowa	1
Kentucky	1
Maryland	1
Michigan	1
Ontario (Canada)	1

By Height

Achonwa	6-3
Peters	6-2
Wright	6-2
Braker	6-1
Cable	5-11
McBride	5-11
Novosel	5-11
Mallory	5-10
Miller	5-10
Diggins	5-9
Turner	5-8
Holloway	5-4

Pronunciation Guide

Natalie Achonwa	uh-CHAWN-wuh
Ariel Braker	BREAK-er
Niele Ivey	knee-ELL
Stephanie Menio	MANY-oh
Fraderica Miller	fruh-DARE-uh-kuh
Natalie Novosel	KNOW-vuh-sell
Devereaux Peters	DEV-er-oh
Jonathan Tsisipis	SIP-iss
Kaila Turner	KAY-luh
Markisha Wright	marr-KEY-shuh
Guelph	GWELF
Joliet	Joe-lee-ETT
McDonogh School	muck-DONE-uh
Montini Catholic	mon-TEE-knee



Seated (left to right): Skylar Diggins, Madison Cable, Fraderica Miller, Natalie Novosel, Brittany Mallory, Kayla McBride, Kaila Turner and Whitney Holloway. Standing (left to right): senior manager Nick Sigmund, strength & conditioning coach Craig Cheek, coordinator of basketball operations Stephanie Menio, associate director of operations & technology Angie Potthoff, associate head coach Jonathan Tsisipis, Markisha Wright, Natalie Achonwa, Devereaux Peters, Ariel Braker, associate coach Carol Owens, assistant coach Niele Ivey, head coach Muffet McGraw, senior manager Lucy Eckard and athletic trainer Anne Marquez.

Numerical

No.	Name	Pos.	Ht.	Yr-Exp.	Hometown (High School)
3	Whitney Holloway	G	5-4	Fr-HS	Plainfield, Ill. (Montini Catholic)
4	Skylar Diggins	G	5-9	Jr-2V	South Bend, Ind. (Washington)
5	Madison Cable	G	5-11	Fr-HS	Mt. Lebanon, Pa. (Mt. Lebanon)
11	Natalie Achonwa	F	6-3	So-1V	Guelph, Ontario (St. Mary's Catholic)
12	Fraderica Miller	G	5-10	Sr-3V	Atlanta, Ga. (The Marist School)
14	Devereaux Peters (C)	F	6-2	5th-Yr-4V	Chicago, Ill. (Fenwick)
15	Kaila Turner	G	5-8	Jr-2V	Joliet, Ill. (Marian Catholic)
21	Natalie Novosel (C)	G	5-11	Sr-3V	Lexington, Ky. (Lexington Catholic)
22	Brittany Mallory (C)	G	5-10	5th-Yr-4V	Baltimore, Md. (McDonogh School)
23	Kayla McBride	G	5-11	So-1V	Erie, Pa. (Villa Maria Academy)
34	Markisha Wright	F	6-2	Fr-HS	Des Moines, Iowa (Des Moines East)
44	Ariel Braker	F	6-1	So-1V	Grosse Pointe Woods, Mich. (Grosse Pointe North)

(C) - team captain

NOTE: players are listed by their academic class year

Alphabetical

No.	Name	Pos.	Ht.	Yr-Exp.	Hometown (High School)
11	Natalie Achonwa	F	6-3	So-1V	Guelph, Ontario (St. Mary's Catholic)
44	Ariel Braker	F	6-1	So-1V	Grosse Pointe Woods, Mich. (Grosse Pointe North)
5	Madison Cable	G	5-11	Fr-HS	Mt. Lebanon, Pa. (Mt. Lebanon)
4	Skylar Diggins	G	5-9	Jr-2V	South Bend, Ind. (Washington)
3	Whitney Holloway	G	5-4	Fr-HS	Plainfield, Ill. (Montini Catholic)
22	Brittany Mallory (C)	G	5-10	5th-Yr-4V	Baltimore, Md. (McDonogh School)
23	Kayla McBride	G	5-11	So-1V	Erie, Pa. (Villa Maria Academy)
12	Fraderica Miller	G	5-10	Sr-3V	Atlanta, Ga. (The Marist School)
21	Natalie Novosel (C)	G	5-11	Sr-3V	Lexington, Ky. (Lexington Catholic)
14	Devereaux Peters (C)	F	6-2	5th-Yr-4V	Chicago, Ill. (Fenwick)
15	Kaila Turner	G	5-8	Jr-2V	Joliet, Ill. (Marian Catholic)
34	Markisha Wright	F	6-2	Fr-HS	Des Moines, Iowa (Des Moines East)

(C) - team captain

NOTE: players are listed by their academic class year

Coaching Staff

Name	Position	Year	Alma Mater
Muffet McGraw	Head Coach	25th	Saint Joseph's (Pa.) '77
Jonathan Tsisipis	Associate Head Coach	9th	North Carolina '96
Carol Owens	Associate Coach	12th*	Northern Illinois '90
Niele Ivey	Assistant Coach	5th	Notre Dame '00
Stephanie Menio	Coordinator of Basketball Operations	7th	Pittsburgh '04
Angie Potthoff	Associate Director of Basketball Operations & Technology	7th	Penn State '97

* - Owens is in the second season of her second tenure at Notre Dame (previously served on staff from 1995-2005)



NOTRE DAME FIGHTING IRISH

2011-12 WOMEN'S BASKETBALL



The Fighting Irish return four starters and nine monogram winners in 2011-12, accounting for 85 percent of the team's offensive production last season.

STUDENT-ATHLETES



#11 NATALIE ACHONWA

Hometown: Guelph, Ontario

High School: St. Mary's Catholic Secondary School

Forward

6-3

So.-1V

ACHONWA'S CAREER HIGHS

Points: 14, twice (MR: at South Florida, 2/5/11)

Rebounds: 13 at Kentucky (11/21/10)

Assists: 5 vs. New Hampshire (11/12/10)

Field Goals: 7 vs. Creighton (12/11/10)

Field Goal Attempts: 11, twice (MR: vs. Connecticut, 3/8/11)

Three-Point Field Goals: 1, twice (MR: vs. Syracuse, 2/1/11)

Three-Point Field Goal Attempts: 1, four times (MR: vs. Cincinnati, 2/26/11)

Free Throws: 6 at South Florida (2/5/11)

Free Throw Attempts: 10 at South Florida (2/5/11)

Steals: 3 vs. IUUPI (11/26/10)

Blocked Shots: 2 vs. Southeast Missouri (1/2/11)

Minutes Played: 28 vs. UCLA (11/18/10)

MISCELLANEOUS

Double-doubles	1
Double-figure scoring games	13
20-point games	0
Double-figure rebound games	2
5-block games	0
5-assist games	1

OVERVIEW: Nicknamed "Ace" ... first international player to suit up for Notre Dame in the program's 35-year history ... exceptionally-talented post player who has developed a balanced skill set that allows her to work well on the block or away from the basket ... also has solid face-up game, including good perimeter shooting ability ... takes up space at both ends of the court with her mobility and 75-inch (6-foot-3) wingspan ... runs the floor well which makes her a threat in transition ... for past two years, has been a member of the Canadian Senior National Team player pool, competing well for Canada at the 2010 FIBA World Championships in the Czech Republic, while matching up with such global women's basketball stars as three-time WNBA MVP Lauren Jackson (Australia) and 2010 WNBA Rookie of the Year Tina Charles (United States) ... in first season at Notre Dame, developed into a reliable threat on the blocks, earning the important "next man in" role behind forwards Becca Bruszewski and Devereaux Peters and

putting her in position to compete for a place in the starting lineup in 2011-12.

FRESHMAN SEASON (2010-11):

Averaged 6.9 ppg., and 5.3 rpg., with .566 field goal percentage (would have been fourth in BIG EAST, second among freshmen but needed to make five more baskets to qualify for minimum ranking of 3.0 FGM/game) ... nearly chalked up a "5-5-5" game (at least "5" in three major statistical categories) in her college debut against New Hampshire, finishing with seven points, four rebounds and career-high five assists in 16 minutes ... one of four Fighting Irish players in double figures against Morehead State with 10 points (5-8 FG) ... grabbed season-high 13 boards — including eight on the offensive end — and scored four points at No. 9/10 Kentucky ... dropped in 11 points during win over Wake Forest in WBCA Classic ... posted 12 points during a home win over Purdue while snatching seven cars with four assists and two steals in 24 minutes ... made quick work of Providence with a team-high 13 points on 5-of-6 shooting in only nine minutes (weakened by flu) ... averaged 13.5 points and 4.0 rebounds per game, scoring better than a point per minute (27 points in 26 minutes), and registered an astronomical .857 field goal percentage (12-of-14) during a two-game stretch (Dec. 8-11) to earn BIG EAST Freshman of the Week honors ... tallied season-high 14 points (on 7-of-8 shooting) and added five rebounds during home victory over Creighton ... one of three Fighting Irish players to score in double figures (12 points) against Valparaiso while successfully draining her first career three-point attempt ... good for eight points, seven boards, two assists, two blocks and two steals in a home rout of Southeast Missouri State ... registered 12 points, four rebounds and two steals at Marquette ... notched nine points and eight boards vs. No. 2 Connecticut ... grabbed game-high nine boards during the matchup with Louisville ... dropped in six points, while also snatching seven boards against No. 16/17 Georgetown ... put down four points and managed four boards and a steal to limit No. RV/23 St. John's ... posted four points, three rebounds and an assist in the victory over Villanova ... racked up 13 points (6-9 FG, including second 3FG of season) vs.

CAREER HONORS

2011: BIG EAST All-Freshman Team ... BIG EAST Freshman of the Week (Dec. 13).

No. RV/25 Syracuse ... matched season high with 14 points (4-6 FG, season-high 6-10 FT) at South Florida; also grabbed eight boards during the win ... added 12 points and game-high six rebounds in win over Seton Hall ... grabbed six rebounds in victory over Cincinnati ... added seven rebounds at No. 12/11 DePaul ... notched eight points (4-5 FG) and five rebounds in BIG EAST semifinal win over No. 9/13 DePaul ... posted first career double-double with 12 points (6-11 FG) and game-high 10 rebounds in BIG EAST title game against No. 1 Connecticut ... grabbed four rebounds at Utah in NCAA tournament debut ... had near double-double in NCAA second-round win over Temple with 10 points (5-7 FG) and first five shots) and eight rebounds off the bench ... logged strong effort in Sweet 16 win over #21/20 Oklahoma with 10 points and eight rebounds ... helped Fighting Irish topple No. 4 Tennessee in NCAA Dayton Regional final with six rebounds and two steals ... had four points and four rebounds in NCAA Final Four win over No. 1 Connecticut.

HIGH SCHOOL: Graduated from St. Mary's Catholic Secondary School in Hamilton, Ontario, but did not play her senior season due to her previous participation with the National Elite Development Academy (NEDA); NEDA was a national training center program that brought together the top 12 female developmental athletes from across Canada to train, live and attend high school in a central location (was hosted jointly by the city of Hamilton and McMaster University, and overseen by Canada Basketball) ... selected to join NEDA for her sophomore and junior years of high school before Academy closed in 2009 due to lack of funding; was youngest player selected for NEDA in 2007-08 (age 14) ... played for NEDA team (coached by Mark Walton) that competed against variety of opponents, including Canadian Interuniversity Sport (CIS) and Canadian Colleges Athletic Association (CCAA) teams, American junior college programs (NJCAA), American prep schools, and other international competition ... highlights of her NEDA career included: game-high 25 points in 2009 game vs. the Toronto Stealth of the semi-pro Women's Blue Chip Basketball League (WBCBL); 18 points in 2009 exhibition vs. Genesee Community College (N.Y.); 19 points in 2009 game vs. Oak Hill Academy (Va.); 19 points and 11 rebounds in 2008 exhibition vs. Monroe Community College (N.Y.); game-high 30 points in 2008 exhibition vs. Laurentian

University (Sudbury, Ontario); averaged 16.3 points and 11.7 rebounds with three double-doubles in three-game 2008 exhibition series vs. Argentina U18 National Team; averaged 14.7 points and 6.7 rebounds per game at 2007 Laurentian University Invitational Tournament ... spent her freshman year at Centennial Collegiate & Vocational Institute (CCVI) in Guelph, Ontario.

INTERNATIONAL COMPETITION: Four-time Canada Basketball selection and two-time international medalist ... youngest player ever selected for Canadian Senior National Team, making her debut in September 2009 at age 16 ... most recently suited up for Team Canada at 2010 FIBA World Championships in Czech Republic (Canada finished 12th); averaged 4.6 points and 3.9 rebounds in eight games at the tournament, including a near double-double (12p, 8r) in the second round against defending European champion France ... in July 2010, competed for Canada in four-game exhibition series against Chile and Sweden in British Columbia; averaged 9.5 points and 4.5 rebounds per game, with a .538 field goal percentage (14-of-26) and a .769 free throw percentage (10-of-13) in that four-game series which was part of Canada training camp before World Championship ... made Canadian Senior National Team debut at the FIBA Americas Championship in Cuiaba, Brazil, helping country to bronze medal (third-place finish) and berth in 2010 FIBA World Championships ... played in all five games for Canada in tournament, averaging 6.6 ppg. and 4.2 rpg., while finishing second on team in steals (1.2 spg.) and blocks (0.6 bpg.) ... earlier in the summer of 2009, suited up for Canadian Junior

Women's National Team at FIBA U19 World Championships in Bangkok, Thailand, sparking team to its best-ever placement (fourth) — reached semifinals before losing to USA squad co-captained by her future Notre Dame teammate, Skylar Diggins ... started all nine games in tournament, averaging 10.3 ppg. (second on team) and 6.1 rpg. (third on team), along with a team-high 1.4 spg. ... made international debut at age 15 (youngest player selected) for Canada's junior team at 2008 FIBA U18 Americas Championship in Buenos Aires, Argentina, pacing her nation to the silver medal (4-1 record); averaged 7.2 ppg., 5.8 rpg. and 1.0 spg. in the tournament.

AWARDS/HONORS: Third-team all-star at 2009 FIBA U19 World Championships ... 2007 Laurentian University Invitational all-tournament team ... MVP of Canadian provincial championship tournaments in 2006 (U15) and 2008 (U17), and first-team all-star in 2007 (U17) ... two-time tournament MVP (2006, 2007) for Ontario Basketball Association Division I provincial championships ... NEDA team captain as junior (2008-09) ... CCVI Female Athlete of the Year in 2006-07 ... as freshman at CCVI, earned city MVP honors in both basketball and soccer, as well as regional MVP laurels in basketball ... lettered and was team all-star in three sports at CCVI (basketball, soccer and volley-

ball) ... ranked 23rd by *Dan Olson Collegiate Girls Basketball Report* (fifth-highest small forward), 80th by *All-Star Girls Report* (18th among wing forwards) and 85th by *Blue Star Basketball* ... not rated by ESPN Hoopgurlz, which does not currently evaluate Canadian players (but considered equivalent to top-25 signee by that media outlet).

PERSONAL DATA: Born Nov. 22, 1992, in Toronto, Ontario ... last name is pronounced uh-CHAWN-wuh ... hometown is pronounced GWELF ... daughter of Marion and Manny Achonwa ... middle of three children ... older brother, Adrian, formerly played basketball at the University of Guelph (Ontario) ... consistently named to academic honor roll throughout her high school career ... in 2009, was selected as one of Guelph's "top 40 influential people under 40" by the *Guelph Mercury* ... currently enrolled in Notre Dame's top-ranked

Mendoza College of Business ... some other Fighting Irish players who have worn No. 11 include program pioneer Carol Lally and standout point guards Sara Liebscher and Jeannine Augustin.



ACHONWA'S CAREER STATISTICS

Season	GP-GS	Min.-Avg.	FG-FGA	Pct.	3FG-3FGA	Pct.	FT-FTA	Pct.	Off	Def	Tot	Avg	PF-DQ	A	T	B	S	Pts	Avg.
2010-11	39-0	713-18.3	112-198	.566	2-4	.500	44-77	.571	86	122	208	5.3	73-2	44	64	17	32	270	6.9
TOTALS	39-0	713-18.3	112-198	.566	2-4	.500	44-77	.571	86	122	208	5.3	73-2	44	64	17	32	270	6.9

ACHONWA IN THE BIG EAST CONFERENCE

Season	GP-GS	Min.-Avg.	FG-FGA	Pct.	3FG-3FGA	Pct.	FT-FTA	Pct.	Off	Def	Tot	Avg	PF-DQ	A	T	B	S	Pts	Avg.
2010-11	16-0	283-17.7	41-80	.513	1-3	.333	23-42	.548	30	49	79	4.9	26-0	15	23	5	6	106	6.6
TOTALS	16-0	283-17.7	41-80	.513	1-3	.333	23-42	.548	30	49	79	4.9	26-0	15	23	5	6	106	6.6



#44 ARIEL BRAKER

Hometown: Grosse Pointe Woods, Mich.

High School: Grosse Pointe North

Forward

6-1

So.-1V

BRAKER'S CAREER HIGHS

Points: 10 vs. IUPUI (11/26/10)

Rebounds: 8 vs. Southeast Missouri (1/2/11)

Assists: 2, twice (MR: vs. Southeast Missouri, 1/2/11)

Field Goals: 4, twice (MR: at Valparaiso, 12/20/10)

Field Goal Attempts: 6 vs. IUPUI (11/26/10)

Three-Point Field Goals: None

Three-Point Field Goal Attempts: None

Free Throws: 3 vs. Southeast Missouri (1/2/11)

Free Throw Attempts: 8 vs. Southeast Missouri (1/2/11)

Steals: 4 vs. New Hampshire (11/12/10)

Blocked Shots: 3 vs. Loyola Marymount (12/30/10)

Minutes Played: 17 vs. Southeast Missouri (1/2/11)

MISCELLANEOUS

Double-doubles	0
Double-figure scoring games	1
20-point games	0
Double-figure rebound games	0
5-block games	0
5-steal games	0

OVERVIEW: Long, lanky post player who is a versatile asset, particularly on the defensive end of the floor with her rebounding and shot-blocking prowess ... agile and aggressive with good athleticism that can be valuable in traps and presses ... also has the size and potential to play bigger than her 6-foot-1 frame, giving Fighting Irish talent and depth in the post that it has not had in recent years ... production as a freshman was somewhat limited due to lingering effects from knee surgery during her high school career, but already has shown significant development during preseason that may give her chance to make greater contribution during the 2011-12 campaign.

FRESHMAN SEASON (2010-11):

Appeared in 26 games, averaging 1.6 points and 2.2 rebounds per contest ...

highly-efficient defensive presence who led team with one rebound every 2.7 minutes played ... nearly had "5-5-5" game in her college debut against New Hampshire, registering five points, five rebounds and season-high four steals in 12 minutes ... grabbed four rebounds in six minutes against Morehead State ... came off the bench vs. IUPUI and netted season highs of 10 points and six rebounds in 13 minutes; also blocked a pair of Jaguar shots ... rejected two Creighton shots in three minutes ... finished 4-for-4 from the field with eight points and three steals in nine minutes at Valparaiso ... delivered three points, four rebounds and season-high three blocks in 10 minutes against Loyola Marymount ... did a bit of everything in 17 minutes vs. Southeast Missouri State while finishing with five points, eight rebounds, two assists and two blocks ... grabbed three boards against Pittsburgh ... shot 2-for-2 at the foul line against No. RV/23 St. John's while blocking two shots ... one of three Fighting Irish players to grab game-high six rebounds in win over Seton Hall ... had two steals (2-4 FT), three rebounds and two steals in home finale against Cincinnati.

HIGH SCHOOL: Graduated from Grosse Pointe North High School in Grosse Pointe Woods, Mich., where she was a four-year letterwinner and mainstay for head coach Gary Bennett, helping Norsemen to combined record of 94-11 (.895), including a school-record 24-game winning streak during her senior season (2009-10) ... also led team to 2007-08 Michigan Class A state title, as well as three regional championships (and one regional runner-up finish), four district crowns and


four conference titles (undefeated in league play her final three seasons) ... two-time Michigan Class A Player of the Year (2008 by *Detroit News*; 2010 by Associated Press) ... finished close third (five votes shy of second) in 2010 Michigan Miss Basketball voting (and was tops among players from eastern half of state, including Detroit metro area) ... *Detroit Free Press* Final Four All-Tournament Team (2007) ... three-time *Detroit News* Dream Team selection (2007, 2009, 2010) ... four-time Basketball Coaches Association of Michigan (BCAM) Class A all-state (2007 - third team, 2008, 2009, 2010 - first team) ... four-time all-metro selection (2007, 2008, 2009, 2010) ... four-time MAC Red Conference MVP and all-conference pick (2006, 2007, 2009, 2010) ... three-time team captain (2008, 2009, 2010) ... ranked 41st by *All-Star Girls Report* (eighth among wing forwards), 42nd by *Blue Star Basketball*, and 85th by *Dan Olson Collegiate Girls Basketball Report* (14th among small forwards) ... career per-game averages of 14.1 points, 9.8 rebounds, 6.0 steals and 3.4 assists ... as senior in 2009-10, averaged 17.6 ppg., 11.4 rpg., 7.6 spg., 5.4 bpg. and 4.0 apg. ... as junior in 2008-09, averaged 12.3 ppg., 8.1 rpg., 4.3 spg. and 2.4 apg., after suffering a knee injury during AAU ball the previous summer ... as sophomore in 2007-08 (state title season), averaged 16.0 ppg., 11.0 rpg., 7.2 spg. and 3.8 apg. ... as freshman in 2006-07, averaged 10.6 ppg., 8.8 rpg., 5.0 spg. and 3.4 apg. ... holds numerous school records including rebounds in game (24), steals in a game (12), rebounds in season (271), steals in season (181), free throws made in season (96) and free throws attempted in season (163) ... a triple-double machine in high school, she nearly had a quadruple-double in a January 2010 win over Saginaw Arthur Hill (15 points, 17 rebounds, 10 steals, eight assists, four blocks) ... found great AAU success playing for Michigan Shock/Pistons and head

coach John Ciszewski ... helped AAU teams to four consecutive top-10 finishes at AAU Division I Nationals from 2006-09 (best was third in 2008), as well as two adidas Deep South Classic titles (2008 U17 select, 2009) and four AAU state championships ... averaged 19.7 points, 15.3 rebounds, 6.7 steals and 5.3 assists per game during final three seasons of AAU career (led team in scor-

ing each year) ... also a standout high jumper at GPN, qualifying for state meet as a sophomore in 2008.

PERSONAL DATA: Born July 11, 1991 ... daughter of Veronica and Daniel Braker ... one of five children, growing up in Evansville, Ind. ... the 17th player from state of Michigan to suit up for Notre Dame, second only to Indiana's 19 residents on the Fighting Irish all-time roster ... some other notable Michiganders who have played basket-

ball at Notre Dame include: Jeannine Augustin (Rochester/starting point guard on 1997 NCAA Women's Final Four team), Letitia Bowen (Buchanan/holder of school's career rebounding average record at 8.8 rpg.) and Julie Henderson (Ann Arbor/ranks among program's all-team leaders with 130 games played) ... also coached U13 girls' basketball team near home ... competed in gymnastics for four years ... has read every book in the "Twilight" series ... currently enrolled in Notre Dame's top-ranked Mendoza College of Business ... some other Fighting Irish players who have worn No. 44 include Heidi Bunek and Meaghan Leahy.



BRAKER'S CAREER STATISTICS

Season	GP-GS	Min.-Avg.	FG-FGA	Pct.	3FG-3FGA	Pct.	FT-FTA	Pct.	Off	Def	Tot	Avg	PF-DQ	A	T	B	S	Pts	Avg.
2010-11	26-0	149-5.7	12-34	.353	0-0	.000	17-36	.472	25	31	56	2.2	17-0	7	9	14	13	41	1.6
TOTALS	26-0	149-5.7	12-34	.353	0-0	.000	17-36	.472	25	31	56	2.2	17-0	7	9	14	13	41	1.6

BRAKER IN THE BIG EAST CONFERENCE

Season	GP-GS	Min.-Avg.	FG-FGA	Pct.	3FG-3FGA	Pct.	FT-FTA	Pct.	Off	Def	Tot	Avg.	PF-DQ	A	T	B	S	Pts	Avg.
2010-11	14-0	63-4.5	0-7	.000	0-0	.000	5-13	.385	8	12	20	1.4	12-0	2	4	3	5	5	0.4
TOTALS	14-0	63-4.5	0-7	.000	0-0	.000	5-13	.385	8	12	20	1.4	12-0	2	4	3	5	5	0.4



#4 SKYLAR DIGGINS

Hometown: South Bend, Ind.
High School: Washington

Guard

5-9

Jr.-2V

DIGGINS' CAREER HIGHS

Points: 31 vs. Vermont (3/23/10)

Rebounds: 11 vs. Gonzaga (12/29/10)

Assists: 12 vs. Oklahoma (3/26/11)

Field Goals: 13 vs. Vermont (3/23/10)

Field Goal Attempts: 21, twice (MR: vs. UCLA, 11/18/10)

Three-Point Field Goals: 4, four times (MR: vs. Tennessee, 3/28/11)

Three-Point Field Goal Attempts: 9 at Syracuse (1/30/10)

Free Throws: 10, twice (MR: at DePaul, 2/28/11)

Free Throw Attempts: 13 at DePaul (2/28/11)

Steals: 7 vs. Vermont (3/23/10)

Blocked Shots: 3 vs. San Diego State (11/26/09)

Minutes Played: 47 vs. UCLA (11/18/10)

MISCELLANEOUS

Double-doubles	2
Double-figure scoring games	56
20-point games	15*
Double-figure rebound games	2
5-assist games	28
5-steal games	5

* - includes one 30-point game

SOPHOMORE SEASON (2010-11):

Started 38 of 39 games (gave up starting spot on Senior Day to walk-on forward Mary Forr) ... ranked second on team in scoring (15.0 ppg), tops in assists (4.9 apg) and third in steals (2.0 spg) ... posted second-highest scoring and assist totals ever by a Notre Dame sophomore (585 points, 186 assists), while becoming first Fighting Irish player ever to log 400 points, 100 assists and 75 steals twice in her career ... only second player in school history to reach 1,000-point mark (3/28/11 vs. Tennessee) before end of her sophomore season (Beth Morgan - 1,000 points from 1993-95) ... played 1,226 minutes, finishing one minute shy of Morgan's school record for one season (set in 1996-97) ... collected 12 points, four assists and four steals in season opener against New Hampshire ... had game-high eight assists vs. Morehead State ... game-high 22 points and team-high five assists in career-best 47 minutes of 20T loss vs. No. 15 UCLA ... went for 18 points at No. 9/10 Kentucky ... posted a pair of seven-assist games during the WBCA Classic against IUPUI and Butler ... shared game-high honors with 21 points (including 15 in a 17-2 second-half run that pulled Fighting Irish within six with 5:00 left) during a road defeat at No. 2/3 Baylor; also tied a career-best mark with a quartet of three-pointers and added five assists and four steals against the Lady Bears ... scored all 14 of her points against Purdue in the first half, while also handing out a game-high six assists ... scorched Creighton for game-high 18 points ... posted second career double-double in win over Gonzaga, pairing 19 points with career-best 11 rebounds and team-high five assists ... needed 19 minutes to log 18 points (7-8 FG) with seven assists against Southeast

CAREER HONORS

2011: State Farm Coaches' All-America ... Associated Press Third-Team All-America ... First-Team All-BIG EAST (*unanimous*) ... NCAA Dayton Regional Most Outstanding Player ... NCAA Women's Final Four All-Tournament Team ... BIG EAST Championship All-Tournament Team ... BIG EAST Player of the Week (Feb. 14) ... BIG EAST All-Academic Team. **2010:** AP Honorable Mention All-America ... State Farm Coaches' Honorable Mention All-America ... Second-Team All-BIG EAST ... BIG EAST All-Freshman Team ... BIG EAST Championship All-Tournament Team ... Paradise Jam Island Division MVP ... Four-time BIG EAST Freshman of the Week ... BIG EAST All-Academic Team.

Missouri State ... had 16 points and five assists against No. 2 Connecticut ... scored 12 points (6-6 FT) while registering five assists and two steals vs. Louisville ... netted game-high 20 points (2-4 3FG) and recorded five assists and three steals to down Pittsburgh ... poured in a game-high 22 points (8-10 FT) and six assists against No. 16/17 Georgetown ... stuffed stat sheet with six points, six rebounds and six assists to help down No. RV/23 St. John's ... dropped in 13 points (5-6 FT) while grabbing six boards and two steals in win over Villanova ... posted eight points (4-4 FT), seven rebounds, five assists and five steals (first career "5-5-5-5" game) to help down No. RV/25 Syracuse ... put 17 points (9-12 FT) on the board at South Florida, while charting four rebounds and four assists ... drained 14 points (4-4 FG, 6-7 FT) while registering game-high six rebounds, seven assists and five steals (second career "5-5-5-5" game) against Seton Hall ... finished the game against Rutgers with 20 points (3-5 3FG), five rebounds and five assists, marking her sixth "5-5-5" game this season ... knocked down team-high 22 points (17 in first half) and grabbed four rebounds at No. 2 Connecticut — 17 first-half points were most by UConn opposing individual all season, topping five UConn opposing teams' first-half outputs, including No. 3 Duke (15) ... registered 10 points, seven rebounds and seven assists at No. 19/18 West Virginia ... good for 12 points in the home finale vs. Cincinnati ... closed out the regular season with team-high 18 points at No. 12/11 DePaul ... opened

BIG EAST Championship with 14 points against Louisville ... had team-high 19 points, six rebounds and four assists in BIG EAST semifinal win over No. 9/13 DePaul ... dropped in 14 points against top-ranked Connecticut in BIG EAST final; also recorded five rebounds, five assists, two blocks and two steals ... posted 20 points, four rebounds and three assists in NCAA tournament opener at Utah ... had balanced effort in NCAA second-round win over Temple, recording 15 points, game-high seven assists, two blocks and two steals ... had career-high 12 assists in NCAA Sweet 16 win over No. 21/20 Oklahoma (most assists by ND player in NCAA tourney game, and most in any game since 1/2/00 - Niele Ivey vs. Marquette) ... netted 24 points (with four assists and four steals) in NCAA Elite Eight win over No. 4 Tennessee, surpassing

career 1,000-point mark ... erupted for season-high 28 points (10-14 FG) and six assists in NCAA Final Four win over No. 1 Connecticut ... totaled team-high 23 points and four steals in the national championship game against Texas A&M ... only second Notre Dame player ever to record four 20-point games in one NCAA tournament run (Katryna Gaither had five in 1997) ... averaged 19.3 points and 5.8 assists with a .455 field goal percentage and .407 three-point percentage during the 2011 NCAA Championship.

FRESHMAN SEASON (2009-10):
Appeared in all 35 games, starting 30

times ... led team in scoring (13.8 ppg.), steals (2.6 spg.) and assists (tied - 3.2 apg.), while ranking third on the squad in three-point percentage (.350) and free throw percentage (.782) ... chalked up a team-high 24 double-digit scoring games, including seven 20-point outings ... set Notre Dame freshman records for steals (90), free throws made (111), free throws attempted (142) and minutes played (1,028), while ranking among the top five on the Fighting Irish rookie charts for points (3rd - 484), scoring average (tied/4th - 13.8 ppg.), field goals made (3rd - 169), field goals attempted (3rd - 385), three-point field goals made (4th - 35), three-point attempts (5th - 100), three-point percentage (5th - .350), assists (3rd - 112), steals per game (2nd - 2.6 spg.),



DIGGINS' CAREER STATISTICS

Season	GP-GS	Min.-Avg.	FG-FGA	Pct.	3FG-3FGA	Pct.	FT-FTA	Pct.	Off	Def	Tot	Avg	PF-DQ	A	T	B	S	Pts	Avg.
2009-10	35-30	1028-29.4	169-385	.439	35-100	.350	111-142	.782	48	95	143	4.1	80-0	112	97	23	90	484	13.8
2010-11	39-38	1226-31.4	202-468	.432	36-108	.333	145-198	.732	42	114	156	4.0	72-0	186	155	17	75	585	15.0
TOTALS	74-68	2254-30.5	371-853	.435	71-208	.341	256-340	.753	90	209	299	4.0	152-0	298	252	40	165	1069	14.4

DIGGINS IN THE BIG EAST CONFERENCE

Season	GP-GS	Min.-Avg.	FG-FGA	Pct.	3FG-3FGA	Pct.	FT-FTA	Pct.	Off	Def	Tot	Avg	PF-DQ	A	T	B	S	Pts	Avg.
2009-10	16-15	479-29.9	76-172	.442	17-49	.347	53-70	.757	21	38	59	3.7	41-0	50	39	7	36	222	13.9
2010-11	16-15	507-31.7	71-179	.397	12-39	.308	75-98	.765	21	55	76	4.8	34-0	73	63	6	32	229	14.3
TOTALS	32-30	986-30.8	147-351	.419	29-88	.330	128-168	.762	42	93	135	4.2	75-0	123	102	13	68	451	14.1

games started (tied/2nd - 30), games played (2nd - 35) and minutes per game (5th - 29.4) ... had team-high eight "5-5-5" games (including all three NCAA tournament games) and at least one steal in 33 of 35 games (16 outings with 3+ steals, including all six postseason games) ... fourth ND player to score 400 points as a freshman (most since Beth Morgan tallied 518 points in 1993-94, the last time an ND rookie led team in scoring) ... first ND freshman with 100 assists in debut season since 1994-95 (Mollie Peirick) ... made college debut vs. Arkansas-Pine Bluff with 14 points (10 in the first half), eight rebounds, five assists and four steals ... dropped in 21 points and added three blocks in win over No. 23/24 San Diego State at Paradise Jam ... earned first career start vs. South Carolina at Paradise Jam, tallying 12 points and four steals ... scored 14 of team-high 16 points vs. No. 20/17 Oklahoma in first half, connecting on all four three-point attempts in the period (finished 4-6 on 3FG) ... named MVP of Paradise Jam Island Division after averaging 16.3 ppg., 4.7 rpg., 3.0 apg., with .538 FG% (21-39) and .545 3FG% (6-11) and leading Irish to three wins and tournament title ... shared team-high scoring honors vs. Eastern Michigan with 15 points, including go-ahead three-point play with 11:09 left and four key points in 8-0 run after final second-half media timeout ... collected 15 points, seven rebounds (five offensive) and four assists against No. 18/16 Vanderbilt ... chalked up 15 points, four assists and two steals at Purdue; had six points, steal and assist in 12-2 run bridging halftime to help ND wipe out early 10-point deficit ... had sharp BIG EAST debut vs. Villanova with game-high 18 points (7-9 FG, 1-1 3FG, 3-3 FT) ... powered second-half surge for Irish at Louisville, scoring 15 of team-high 20 points (on 6-7 FG) in final 20 minutes ... scored 15 points and nabbed team-high four steals vs. No. 16/11 West Virginia, tallying eight of team's first 11 points, then seven in a 2:06 span during second-half rally ... another stat sheet stuffer at Syracuse with game-high 21 points (4-9 3FG), six assists, six rebounds

and game-high four steal: scored 13 of 21 points in first 11 minutes, hitting four treys ... had team-high 14 points and four steals in win at Rutgers, including pair of buckets in 12-3 run late in second half after RU has closed to within two points ... strong effort vs. Pittsburgh with 23 points, season-high 10 rebounds and six assists (first career double-double) ... scored 18 of team-high 20 points (career-high 10-12 FT) in second half at No. 22/23 St. John's after first-half foul trouble ... came off bench for Senior Night game vs. Marquette and finished with eight points, six rebounds and season-high nine assists (most by ND rookie since 1/16/07 - Lechlitner vs. St. John's) ... connected for team-high 21 points (7-11 FG, 7-8 FT) in BIG EAST quarterfinal victory over No. 16 St. John's ... scored team-best 10 points (all in first half, made four of first seven shots) of BIG EAST semifinal loss to No. 1 Connecticut ... extraordinary performance in NCAA second-round win over Vermont with career-high 31 points (13-21 FG), career-best seven steals and six assists; most points ever by ND rookie in NCAA tourney game and tied ND records for steals and field goals made in NCAA game ... balanced night in NCAA Sweet 16 game vs. Oklahoma with 10 points, six steals, five rebounds and four assists; sent game to overtime by canning three-pointer from right wing with 32 seconds left in regulation.

HIGH SCHOOL: Four-year starter at Washington High School (combined record of 102-7, .936) in South Bend, Ind., where she played for coaches Marilyn Coddens and Maurice Scott ... started 107 of 108 games in prep career ... helped team reach Indiana Class 4A state championship game each year (won title in sophomore season of 2006-07) ... team ranked No. 1 in nation by ESPN Hoopgurlz for much of 2008-09 season, going undefeated before two-point last-second loss in state championship game (and mythical national title contest) to Ben Davis High School at Indianapolis' Lucas Oil Stadium ... career averages of 25.8 points, 5.7 rebounds, 5.6 assists, 4.4 steals and 1.5 blocks per game ... career

totals of 2,790 points (third in state history behind Stephanie White and Shanna Zolman), 620 rebounds, 601 assists, 475 steals and 161 blocks ... holds school records in all major statistical categories ... career single-game highs of 43 points (as freshman in '05-06 vs. South Bend St. Joseph's), 17 rebounds (Indiana Class 4A state championship game record in '07 final win over Columbus East), 12 assists, 12 steals and nine blocks ... during senior season of 2008-09, she averaged 29.0 ppg. (led state for second consecutive year), 6.3 rpg., 6.2 apg. (eighth in state), 5.4 spg. (fifth in state), and 2.2 bpg., with .555 field goal percentage (263-474) and .406 three-point percentage (56-138, 16th in state) as Washington compiled a 26-1 record and earned its fourth consecutive state finals appearance ... tallied 14 30-point games out of 26 games played ... narrowly missed rare quadruple-double in '08-09 season opener vs. LaPorte, finishing with 28 points, 12 assists, 12 steals and nine rebounds ... as a junior in 2007-08, she averaged 29.5 ppg. (tops in state), 7.6 rpg., 4.5 apg., 3.9 spg., and 1.7 bpg., while leading Washington to a 23-3 record and a state finals berth ... averaged 24.4 ppg., 4.9 rpg., 6.1 apg., and 4.7 spg., as a sophomore in 2006-07 while helping WHS to a 28-1 record and the Class 4A state title ... averaged 20.8 ppg., 4.3 rpg., 5.4 apg., 3.6 spg., and 1.2 bpg. as a freshman in 2005-06 when Washington posted a 25-2 record and advanced to the state championship game ... scored at least 700 points in each of her final three seasons, ranking as three of the top 23 single-season scoring marks in state history (career-high 767 points in 2007-08 ranks ninth all-time) ... owns two of top five Class 4A state championship game scoring records (29 in '09 is third; 27 in '07 is fifth) ... set 4A state finals record with four three-pointers in '06 ... exceptional student-athlete who compiled a 3.92 cumulative grade-point average in high school, graduating *summa cum laude* and finishing sixth among 300 students taking AP and honors courses at her school ... graduated from same high school as former Notre Dame two-time

All-America forward Jacqueline Batteast, who ranks fourth on the school's all-time scoring list (1,874 points) and also won a WNBA title with the Detroit Shock in 2006.

HIGH SCHOOL AWARDS/HONORS:

2009 Gatorade National High School Athlete of the Year (all sports), joining elite company that included previous winners LeBron James (2003), Dwight Howard (2004), Candace Parker (2004), Tina Charles (2006) and Maya Moore (2007) ... 2009 consensus National High School Player of the Year, earning top honors from Gatorade, Atlanta Tipoff Club (Naismith Trophy), ESPN Hoopgurlz and MaxPreps ... 2009 McDonald's and WBCA All-American (MVP at both all-star games, second player to do so following Alexis Hornbuckle) ... also won Powerade Jam Fest Girls' 3-Point Shootout title, besting Georgetown signee Sugar Rodgers in the final ... three-time high school All-American by *Parade* magazine (first team 2008 and 2009; third team 2007) and EA Sports (first team 2008 and 2009; second team 2007) ... *USA Today* All-USA Team (first team 2009; third team 2008) ... *USA Today* All-Underclass Team (2006) ... two-time Gatorade Indiana Player of the Year (2008 and 2009) ... two-time MaxPreps Indiana Player of the Year/first-team All-American (2008 and 2009) ... 2009 Indiana Miss Basketball (second Notre Dame signee to earn the honor and first since 1982, when Marion High School graduate/Indiana Basketball Hall of Famer Trena Keys was tapped for the award) ... scored combined 54 points in two-game series sweep for Indiana All-Stars over Kentucky (one off series record) ... 2009 *South Bend Tribune* Girls' Athlete of the Year (covers all female high school athletes in all sports throughout newspaper's coverage area) ... four-time Associated Press all-state selection (first team in 2007, 2008 and 2009; third team in 2006) and coaches' all-state choice (first team 2007, 2008 and 2009; second team 2006) ... consensus No. 1 guard in the country by all major recruiting services ... ranked second overall by *Blue Star Basketball* and third by *All-Star Girls*

Report, Collegiate Girls Basketball Report and ESPN Hoopgurlz (highest ranking ever for point guard from Hoopgurlz) ... enjoyed extensive AAU career playing for South Bend Soldiers (coached by Maurice Scott) and The Family (coached by Kevin Merriweather) ... also a standout volleyball player at WHS — three-year team captain and two-time all-league selection (2008 and 2009) ... National Honor Society.

INTERNATIONAL COMPETITION:

Four-time USA Basketball gold medalist (three in international competition) ... most recently was co-captain for 2011 USA World University Games Team (joined by current ND teammates Natalie Novosel and Devereaux Peters) that went 6-0 and struck gold at World University Games in Shenzhen, China ... started all six games, averaging 12.3 ppg. while leading all tournament players (regardless of country) in assists (4.8 apg.) and ranking among the top 10 at the event in steals (third with team-high 3.3 spg.) and field goal percentage (10th at .475) ... narrowly missed breaking two longstanding USA Basketball World University Games records — 20 steals ranked third all-time behind the 21 thefts collected in 1987 by Alisa Scott and Women's Basketball Hall of Famer/1988 Wade Trophy recipient Teresa Weatherspoon, and 29 assists were third-most by a USA Basketball player at the World University Games, one off the record shared by Kamie Ethridge (1985) and Suzie McConnell (1987) ... also was co-captain on 2009 USA U19 World Championships Team that won gold medal at FIBA U19 World Championships in Thailand in August (team coached by current ND associate coach Carol Owens) ... started eight times in USA's nine games at U19 Worlds (missed pool play matchup with Canada due to illness), averaging 11.6 points (third on the team, 16th for entire tournament), 3.0 rebounds, 1.9 assists (second on the team, 11th for entire tournament) and 1.1 steals per game ... also led the Stars & Stripes with .857 free throw percentage (18-of-21, tied for third in entire tournament) and nine three-pointers (.333

percentage was second on the team and 12th in tournament), while 2.5 assist-to-turnover ratio (15 assists, six turnovers) would have been tops for the entire tournament, but she was one assist shy of the minimum qualifying standard ... started all five games at 2008 FIBA U18 Americas Championship in Buenos Aires, Argentina, leading United States to perfect 5-0 record and gold medal; averaged 10.8 ppg. (second on team), 3.2 rpg., 3.6 apg. (first on team) and 2.0 spg. (tied-first on team) ... also ranked among top 10 in entire tournament in scoring (10th), field goal percentage (7th - .500), assists (2nd), steals (tied-8th) and assist/turnover ratio (2nd - 2.00) ... at 2007 USA Basketball Youth Development Festival in Colorado Springs, Colo., helped USA White team to 5-0 record and gold medal.

PERSONAL DATA:

Born Aug. 2, 1990, in South Bend, Ind. ... daughter of Renee Scott and Tige Diggins, and stepdaughter of Maurice Scott ... has three younger brothers and one younger sister ... one of 19 Indiana natives ever to play for Fighting Irish, most from any state ... featured in March 30, 2009, issue of *Sports Illustrated* as part of its renowned "Faces in the Crowd" segment ... also talented disc jockey ... well-known for her success in social media, particularly through Twitter, where her account (@SkyDigg4) has more than 120,000 followers (as of October 2011), the most of any college basketball player (male or female) ... received NCAA waivers to attend the first two ESPNW retreats in 2010 (La Jolla, Calif.) and 2011 (Tucson, Ariz.); was part of panel discussions on future of women's athletics and mentorship, joining such notable athletes as WNBA legend and multi-time Olympic gold medalist Lisa Leslie, former U.S. Olympic swimmer Summer Sanders and multi-time X Games snowboard champions Gretchen Bleier and Maddy Schaffrick ... currently enrolled in Notre Dame's top-ranked Mendoza College of Business as a management-entrepreneurship major ... twice named to BIG EAST All-Academic Team (2009-10 and 2010-11) ... only third Notre Dame player to wear No. 4 and the first since Le'Tania Severe (2000-04).



#22 BRITTANY MALLORY

Hometown: Baltimore, Md.
High School: McDonogh School

Guard 5-10 5th Yr. Sr.-4V

MALLORY'S CAREER HIGHS

Points: 22 vs. Valparaiso (12/12/09)
Rebounds: 8 at Cincinnati (2/9/10)
Assists: 10 vs. Rutgers (2/12/11)
Field Goals: 7, three times (MR: vs. Oklahoma, 3/26/11)
Field Goal Attempts: 17 at St. John's (2/16/10)
Three-Point Field Goals: 6 vs. Oklahoma (3/26/11)
Three-Point Field Goal Attempts: 10 vs. Oklahoma (3/26/11)
Free Throws: 7 vs. Tennessee (3/28/11)
Free Throw Attempts: 8, twice (MR: vs. Tennessee, 3/28/11)
Steals: 6 vs. Arkansas-Pine Bluff (11/15/09)
Blocked Shots: 1, eight times (MR: vs. Connecticut, 1/8/11)
Minutes Played: 37, three times (MR: vs. Texas A&M, 4/5/11)

MISCELLANEOUS

Double-doubles	1
Double-figure scoring games	25
20-point games	2
Double-figure rebound games	0
5-assist games	7
5-steal games	7

OVERVIEW: Nicknamed "Brit" or "Chip" ... the quintessential glue player who's value as a "coach on the floor" can't be understated ... excellent leader who returns for her second season as co-captain ... noted for her toughness, a smart, feisty wing who has made important contributions as part of the Fighting Irish rotation on both ends of the floor ... returns for her final season of athletic eligibility in 2011-12, after missing the majority of the 2008-09 campaign with a knee injury ... boasts a balanced offensive skill set, mixing dangerous perimeter shooting (ranks among top 10 three-point shooters in school history) with solid ability to finish inside with contact ... good student of the game who is an ideal fit for Notre Dame's offensive package due to her strong court sense, talent at reading defenses and moving well off the ball, and her strong possession game (1.39 career assist/turnover ratio) ... one of team's top defenders with an instinctive knowledge of positioning and rotational responsibilities ... also has quick hands and nose for the ball that makes her a constant nuisance for opponents at the defensive end (averaging 1.7 steals per game in career, including nearly two thefts a night dur-

ing past two seasons) ... enjoys the challenge of playing when stakes are highest.

SENIOR SEASON (2010-11): Team co-captain ... appeared in 37 games (starting 35 times) while averaging 7.1 points and team-high 2.1 steals per game with career-high .402 three-point percentage ... also had .468 three-point percentage in BIG EAST regular season play (led conference) ... notched nine points and five steals in season opener against New Hampshire ... delivered seven points and game-high five steals vs. Morehead State ... suffered sprained ankle early in second half of double-OT loss to No. 15 UCLA ... subsequently did not play in loss at No. 9/10 Kentucky ... in her first start in nearly two weeks, posted eight points and six boards at No. 2/3 Baylor ... dished out a game-high seven assists to match a career-best against Creighton ... torched Valparaiso with 12 points, four assists and five steals in 23 minutes ... bested previous season-high by scoring 13 points in the win over Marquette, highlighted by 3-of-4 shooting from long distance, and also added game-high four steals ... netted two of three attempts from downtown vs. No. 2 Connecticut ... had 11 points vs. Louisville, including three shots outside the arc (plus trey at the buzzer to close the first half) ... poured in 14 points vs. No. 16/17 Georgetown, including three three-pointers and two steals ... posted five assists and three steals against No. RV/23 St. John's ... dropped in six points with three assists in victory over No. RV/25 Syracuse ... added 13 points (4-6 FG), three assists and season-high five steals against Seton Hall ... made presence known in win over Rutgers as first ND player since 2005 (Megan Duffy) to record double-double in points/assists, posting career-high 10 assists while scoring 10 points (2-2 3FG) ... also nabbed four boards and two steals ... played 100th career game at No. 2 Connecticut, ending up with six points (2-3 3FG) and two steals ... made biggest impact at defensive end, holding UConn's Maya Moore scoreless for first 14:31 of game and just 12 points for contest ... had nine points on perfect shooting night (4-4 FG, 1-1 3FG) in win at No. 19/18 West Virginia ... closed out regular season with 10 points at No. 12/11 DePaul, along with four assists and game-high four steals, including theft with 30 seconds to play that led to Devereaux Peters' go-ahead layup ... had nine points, three rebounds and three assists in BIG EAST quarterfinal win over Louisville ... tallied nine points and three rebounds in BIG EAST semifinal victory over No. 9/13 DePaul; also forced critical DePaul turnover with 10.8 seconds

CAREER HONORS

2008: BIG EAST All-Freshman Team.

left and Fighting Irish leading by two points, then converted two free throws with 2.5 seconds left to seal win ... logged five rebounds and team-high four assists (one turnover) in 36 minutes of BIG EAST final against top-ranked Connecticut ... snagged five rebounds and key late-game steal in NCAA opener at Utah ... also held Utah's leading scorer, Iwalani Rodrigues (21 points) scoreless in final 10 minutes (0-1 FG) after shifting defensive assignment down the stretch ... dished out six assists (one turnover) in 35 minutes, helping fuel NCAA second-round win over Temple ... erupted for season-high 20 points in NCAA Sweet 16 win over No. 21/20 Oklahoma, burying career-high 6-of-10 three-pointers to tie school record for triples in NCAA tournament game ... scored 10 points and added three assists and two steals in NCAA Elite Eight win over No. 4 Tennessee ... tallied eight points against No. 1 Connecticut in NCAA Final Four victory.

JUNIOR SEASON (2009-10): Saw action in all 35 games, starting twice ... was one of BIG EAST's best "sixth man" players, averaging 6.5 points and 3.0 rebounds per game ... led team with 1.41 assist/turnover ratio, ranked third in steals (career-high 61; 1.74 spg.) and fourth in assists (2.26 apg.) ... also had four "5-5-5" games (first of her career) ... saw first official action since December 2008 ACL injury with 19 minutes off bench in season opener vs. Arkansas-Pine Bluff, stuffing stat sheet with 10 points, six rebounds and career-high six steals ... tallied 15 points (4-5 FG, 1-2 3FG, career-high 6-8 FT) vs. No. 23/24 San Diego State at Paradise Jam; made 5-of-6 FT in final 43 seconds to secure victory ... played 26 minutes off bench vs. No. 20/17 Oklahoma at Paradise Jam and responded with 15 points, seven rebounds, and five assists ... could make solid argument for her inclusion on Paradise Jam Island Division All-Tournament Team after averaging 10.7 ppg., 4.0 rpg., with .500 FG% (11-22) ... erupted for career-high 22 points (7-13 FG, 3-5 3FG) in 20 minutes vs. Valparaiso, also notching her first career "point-a-minute" game ... packed stat sheet vs. Charlotte with eight points, career-high seven assists, four rebounds and four steals ... led Irish with 16 points, four rebounds and five steals in 18 minutes at UCF ... good all-around effort vs. No. 18/16 Vanderbilt with eight points, five rebounds and team-high five assists; hit two 3FG in 10 seconds midway through first half to erase early eight-point deficit ... tallied five points and four rebounds in win over No. 16/11 West Virginia, hitting pair of FT with 8:51 left to give Irish lead and cap 13-point second-half comeback ... returned to double figures with 11 points and four assists at Syracuse, including clutch three-pointer (5:59 left) and three free throws (fouled on 3FG attempt with 3:36 to go) ... grabbed career-high eight rebounds (all in the first half) at Cincinnati ... earned first start of season at No.

22/23 St. John's and responded with 17 points and five rebounds in career-high 36 minutes ... started at No. 14/12 Georgetown, logging nine points and two steals in 29 minutes.

SOPHOMORE SEASON (2008-09): Appeared in seven games (including the first three starts of her career), averaging 8.1 points, 3.3 rebounds and 2.9 assists per game ... also had 2.22 assist/turnover ratio ... delivered 11 points (5-10 FG) and career-high six assists vs. Evansville ... had nearly perfect shooting day at Boston College (5-5 FG, 3-3 3FG, 1-2 FT), finishing with 14 points in 15 minutes ... poured in career-high 19 points against Georgia Southern while also posting her third consecutive double-figure scoring game (longest streak of her young career) ... made first career start at Eastern Michigan, finishing with three points in 15 minutes (left early with thigh injury) ... started against No. 17/20 Purdue and played (then) career-high 30 minutes, chalking up three points and five rebounds ... remained in starting lineup at Michigan, logging five points and five rebounds in career-best 34 minutes before suffering left knee injury 56 seconds into overtime; injury later diagnosed as season-ending torn anterior cruciate ligament (ACL) ... played in less than 30 percent of team's games, and thus did not lose a year of athletic eligibility ... underwent successful corrective surgery in January 2009.

FRESHMAN SEASON (2007-08): Played in 33 games, averaging 6.3 points and 2.2 rebounds per game; also led team with 34 three-point field goals, the fourth-highest total by a freshman in school history ... during conference play, ranked 15th in BIG EAST with .382 three-point percentage ... made college debut in season opener vs. Miami (Ohio), picking up six points, seven rebounds and two steals in season-high 28 minutes ... had three steals in homecoming game at No. 3 Maryland ... tallied eight points at Central Michigan, including pair of three-pointers 36 seconds apart that sparked backbreaking 20-0 Irish run late in first half ... posted first career double-figure scoring game with 13 points and three steals in 14 minutes against Boston College ... scored in double digits for second consecutive outing with 10 points, six rebounds and three assists in win over Canisius ... notched seven points against Michigan ... came off bench to

toss in 12 points at Bowling Green, including 10 in less than five minutes during an 18-6 Irish run late in the first half ... tallied season-high four assists and three steals at Purdue ... scored 10 points and swiped season-best four steals in victory over Valparaiso ... collected nine points and three steals at IUPUI ... dropped in seven points with three rebounds and two steals vs. Saint Francis (Pa.) ... did not play at Richmond after experiencing flu-like symptoms ... had key role in second-half comeback at No. 16 West Virginia, scoring all nine of her points on season-high three three-pointers, including two treys in final five minutes as Irish rallied from 22 points back to within one point twice down stretch ... played at Georgetown in front of nearly 80 family and friends from nearby Baltimore, scored season-high 15 points ... scored five points against No. 17/25 DePaul, including two crucial free throws with seven seconds left to pull Irish within one; also forced turnover moments later that gave Irish a look at game-winning shot ... tallied six points with two assists and two steals vs. Providence ... collected seven points at Cincinnati ... chalked up nine points and four rebounds in victory over Marquette ... added nine points and four rebounds at No. 21/23 Syracuse



... had seven points at DePaul and came up with key deflection in final seconds as Blue Demons positioned for game-tying or winning shot ... fired in 14 points and tied career-best with seven rebounds in victory over South Florida ... credited with game-high three steals in regular-season finale at St. John's ... scored five points and grabbed three rebounds in 11 minutes during NCAA second-round win over No. 14/13 Oklahoma.

HIGH SCHOOL: Collected 17.9 points, 6.7 rebounds, 3.5 steals and 2.1 three-pointers per game during four-year career at McDonogh School in Owings Mills, Md. ... ranked 96th in nation by *Blue Star Basketball* ... three-time all-state selection (2005, 2006, 2007) ... four-time IAAM A Conference All-Star choice (2004, 2005, 2006, 2007) ... four-time *Baltimore Sun* all-metro and all-county pick (first team final three seasons) ... second in school history with 1,825 career points ... averaged 17.3 ppg., 6.1 rpg., 2.5 spg. with .470 field goal percentage and .390 three-point mark as senior, leading team to first IAAM A Conference title game since 1999 ... team posted 83-23 (.790) record during her career ... also was standout prep lacrosse midfielder ... 2006 high school All-Tewaaraton Team ... two-time honorable mention All-America (U.S. Lacrosse), IAAM A Conference All-Star and all-metro/all-county selection (2005, 2006) ... led team to IAAM A Conference championship game in 2006.

PERSONAL DATA: Born Feb. 6, 1989, in Baltimore ... younger of two children ... daughter of Wendy and Bob Mallory, Jr. ... fourth Maryland resident to play for Fighting Irish and first since Sherri Orlosky (Columbia/Atholton HS) graduated in 1994 ... earned her bachelor's degree in management-entrepreneurship from Notre Dame's top-ranked Mendoza College of Business in May 2011 ... currently pursuing graduate studies ... earned certificate of merit for participation in Notre Dame's Rosenthal Leadership Institute in 2007-08 ... some former Fighting Irish players who wore No. 22 include Orlosky, Comalita Haysbert (a fellow Baltimore native) and NCAA career three-point percentage champion Alicia Ralaty.

MALLORY'S CAREER STATISTICS

Season	GP-GS	Min.-Avg.	FG-FGA	Pct.	3FG-3FGA	Pct.	FT-FTA	Pct.	Off	Def	Tot	Avg.	PF-DQ	A	T	B	S	Pts	Avg.
2007-08	33-0	533-16.2	64-187	.342	34-122	.279	46-57	.807	26	46	72	2.2	52-0	29	36	3	42	208	6.3
2008-09	7-3	154-22.0	21-45	.467	7-20	.350	8-13	.615	5	18	23	3.3	15-0	20	9	1	11	57	8.1
2009-10	35-2	676-19.3	76-206	.369	28-91	.308	49-66	.742	32	74	106	3.0	62-0	79	56	5	61	229	6.5
2010-11	37-35	1021-27.6	83-194	.428	45-112	.402	50-68	.735	19	64	83	2.2	76-1	101	64	1	77	261	7.1
TOTALS	112-40	2384-21.3	244-632	.386	114-345	.330	153-204	.750	82	202	284	2.5	205-1	229	165	10	191	755	6.7

MALLORY IN THE BIG EAST CONFERENCE

Season	GP-GS	Min.-Avg.	FG-FGA	Pct.	3FG-3FGA	Pct.	FT-FTA	Pct.	Off	Def	Tot	Avg.	PF-DQ	A	T	B	S	Pts	Avg.
2007-08	16-0	246-15.4	30-73	.411	21-55	.382	24-30	.800	9	15	24	1.5	24-0	14	20	2	16	105	6.6
2008-09			Did not play (injured)																
2009-10	16-2	320-20.0	25-90	.278	10-40	.250	26-32	.813	13	29	42	2.6	29-0	36	26	3	30	86	5.4
2010-11	16-16	466-29.1	41-82	.500	22-47	.468	17-24	.708	8	25	33	2.1	36-0	49	34	1	36	121	7.6
TOTALS	48-18	1032-21.5	96-245	.392	53-142	.373	67-86	.779	30	69	99	2.1	89-0	99	80	6	82	312	6.5



#23 KAYLA MCBRIDE

Hometown: Erie, Pa.
High School: Villa Maria Academy

Guard

5-11

So.-1V

MCBRIDE'S CAREER HIGHS

Points: 20 vs. Loyola Marymount (12/30/10)
Rebounds: 6, four times (MR: vs. Louisville, 1/12/11)
Assists: 4 at Kentucky (11/21/10)
Field Goals: 9 vs. Loyola Marymount (12/30/10)
Field Goal Attempts: 14 vs. Loyola Marymount (12/30/10)
Three-Point Field Goals: 2 vs. UCLA (11/18/10)
Three-Point Field Goal Attempts: 3, twice (MR: at Baylor, 12/1/10)
Free Throws: 5 vs. Southeast Missouri (1/2/11)
Free Throw Attempts: 6 vs. Southeast Missouri (1/2/11)
Steals: 3, twice (MR: vs. IUPUI, 11/26/10)
Blocked Shots: 1, three times (MR: vs. Creighton, 12/11/10)
Minutes Played: 34 at Kentucky (11/21/10)

MISCELLANEOUS

Double-doubles	0
Double-figure scoring games	7
20-point games	1
Double-figure assist games	0
5-assist games	0
5-steal games	0

OVERVIEW: Nicknamed "K-Mac"

... powerful, athletic wing player who blends sharp scoring mentality and polished playmaking with rugged physicality ... danger on the perimeter with a reliable three-point shot, and a threat in the paint with her fearless nature driving the lane and attacking the rim ... also a smooth ballhandler with good court vision and solid passing skills, while her defensive presence and determination make her a threat at both ends of the floor ... showed exceptional promise during her rookie season ... will be counted on to be a critical part of the Fighting Irish rotation in 2011-12.

FRESHMAN SEASON (2010-11):

Appeared in 19 games, starting four times ... averaged 8.7 points (tops

among Fighting Irish reserves) and 3.3 rebounds per game, and shot .557 from the field (third on team) ... collected eight points and three steals in college debut against New Hampshire ... dropped in game-high 14 points (7-11 FG) while adding six rebounds and two steals against Morehead State ... played 33 minutes against No. 15 UCLA, tallying 11 points (2-3 3FG), four rebounds and three assists ... made first career start at No. 9/10 Kentucky, dishing out season-high four assists while pouring in 10 points in season-best 34 minutes ... filled the stat sheet against Butler with 11 points, five boards, three assists and a pair of steals ... steady outing with nine points vs. Creighton ... tied season best with six boards at Valparaiso while adding seven points ... posted best day of young career vs. Loyola Marymount with personal highs of 20 points (9-14 FG) and six rebounds ... stayed hot with 17 points on 6-of-10 shooting with four boards against Southeast Missouri State ... tied for team-high scoring honors with 14 points, while adding season-high-tying six rebounds against Louisville ... had successful homecoming to western Pennsylvania in win at Pittsburgh, pouring in eight points along with five boards and three assists ... missed remainder of season to successfully attend to an off-the-court issue.

HIGH SCHOOL: Graduated from Villa Maria Academy in Erie, Pa., where she was a three-year starter and four-year letterwinner under head coach Scott Dibble, helping Victors to combined record of 106-15 (.876) with two Pennsylvania Class AA state titles (2009, 2010) and a state runner-up finish (2007)

in her prep career ... 2010 McDonald's High School All-American ... 2010 *Parade* second-team All-American ... 2010 *ESPN RISE* second-team All-American ... 2010 MaxPreps fifth-team All-American ... 2010 ESPN Hoopgurlz All-Star Team ... 2010 Gatorade Pennsylvania High School Player of the Year ... two-time Pennsylvania Class AA Player of the Year (2009, 2010) ... three-time all-state selection (2008 - third team, 2009, 2010 - first team) ... three-time first-team all-region pick (2008, 2009, 2010) ... 2007 Western Pennsylvania Freshman of the Year and recipient of the Swintayla Cash Award ... ranked 20th by both ESPN Hoopgurlz (fourth among shooting guards) and *Blue Star Basketball* ... ranked 22nd by *All-Star Girls Report* (also fourth among shooting guards) ... ranked 68th by *Dan Olson Collegiate Girls Basketball Report* (11th among shooting guards) ... career per-game averages of 14.3 points, 7.6 rebounds and 3.3 steals ... in final two seasons (when VMA compiled 55-5 record and won back-to-back state championships), she averaged 19.1 ppg., 9.8 rpg. and 4.4 spg. ... as senior in 2009-10, led Villa Maria to a 28-2 record and its second consecutive state championship ... averaged 20.5 ppg., 11.8 rpg. and 5.6 spg., including 29 points and 11 rebounds in Class AA state final against York Catholic ... as junior in 2008-09, helped VMA to 27-3 record and state title, while team rose as high as 15th in ESPN Hoopgurlz East Region rankings during season ... posted team highs of 17.3 ppg., 7.8 rpg. and 4.6 apg., along with 3.1 spg. and .820 free throw percentage ... as sophomore in 2007-08, sparked top-ranked team in Pennsylvania to 24-5 record while averaging 13.0 ppg., 6.8 rpg., 4.5 apg., 3.1 spg. and shooting .730 from foul line ... as freshman in 2006-07, served as top reserve ("sixth man") in Class AA state runner-up squad that went 27-5; she averaged 6.7 ppg., 4.3 rpg., 1.6 spg. and

1.3 apg. with a .740 free throw percentage that season ... graduated as Villa Maria's all-time lead scorer with 1,727 career points ... tallied career highs of 32 points and 14 rebounds in the same game — a 2009 victory over Oak Hill Academy (Va.), which was ranked 16th in the nation at tipoff ... also sharpened her skills on AAU circuit, playing final three years for Erie Irish AAU under head coach Doug Chuzie, following one season with the Western Pennsylvania Bruins (coached by Hal Kestler).

INTERNATIONAL COMPETITION: Helped United States to a gold medal at the 2010 FIBA U18 Americas Championship in Colorado Springs ...

started all five games for Team USA, averaging 8.2 points and 3.8 rebounds per game with a .500 field goal percentage and .846 free throw percentage (tied for fourth on team in scoring and free throw percentage).

PERSONAL DATA: Born June 25, 1992 ... daughter of LuAnn and Lamont McBride ... oldest of four children ... one of two Pennsylvania residents on this year's Fighting Irish roster (along with freshman Madison Cable), with the duo among six Keystone State natives who have suited up for Notre Dame in its 35-year his-

tory ... one of three McDonald's High School All-Americans on 2011-12 Irish roster along with Devereaux Peters (2007) and Skylar Diggins (2009) ... hails from same hometown as Notre Dame associate director of operations & technology Angie Potthoff, who was a standout player at Mercyhurst Prep from 1989-93 (leading the school to a state title in 1991) and is a member of the Erie Metropolitan Sports Hall of Fame ... currently enrolled in

Notre Dame's top-ranked Mendoza College of Business ... some other Fighting Irish players who have worn No. 23 include Comalita Haysbert, Stacy Fields and Melissa Lechlitner.



McBRIDE'S CAREER STATISTICS

Season	GP-GS	Min.-Avg.	FG-FGA	Pct.	3FG-3FGA	Pct.	FT-FTA	Pct.	Off	Def	Tot	Avg	PF-DQ	A	T	B	S	Pts	Avg.
2010-11	19-4	45:23.8	68-122	.557	4-17	.235	25-29	.862	20	43	63	3.3	22-0	29	33	3	18	165	8.7
TOTALS	19-4	45:23.8	68-122	.557	4-17	.235	25-29	.862	20	43	63	3.3	22-0	29	33	3	18	165	8.7

McBRIDE IN THE BIG EAST CONFERENCE

Season	GP-GS	Min.-Avg.	FG-FGA	Pct.	3FG-3FGA	Pct.	FT-FTA	Pct.	Off	Def	Tot	Avg.	PF-DQ	A	T	B	S	Pts	Avg.
2010-11	5-0	104:20.8	11-20	.550	1-1	1.000	5-6	.833	5	12	17	3.4	11-0	6	12	0	2	28	5.6
TOTALS	5-0	104:20.8	11-20	.550	1-1	1.000	5-6	.833	5	12	17	3.4	11-0	6	12	0	2	28	5.6



#12 FRADERICA MILLER

Hometown: Atlanta, Ga.

High School: The Marist School

Guard

5-10

Sr.-3V

MILLER'S CAREER HIGHS

Points: 11 vs. Arkansas-Pine Bluff (11/15/09)
Rebounds: 10 vs. Southeast Missouri (1/2/11)
Assists: 3, twice (MR: vs. Southeast Missouri, 1/2/11)
Field Goals: 5 vs. Arkansas-Pine Bluff (11/15/09)
Field Goal Attempts: 8 vs. Arkansas-Pine Bluff (11/15/09)
Three-Point Field Goals: None
Three-Point Field Goal Attempts: None
Free Throws: 4 vs. Loyola Marymount (12/30/10)
Free Throw Attempts: 6 vs. Seton Hall (2/8/11)
Steals: 5, four times (MR: vs. Southeast Missouri, 1/2/11)
Blocked Shots: 1, twice (MR: vs. IPFW, 12/8/09)
Minutes Played: 23 vs. Loyola Marymount (12/30/10)

MISCELLANEOUS

Double-doubles	0
Double-figure scoring games	1
20-point games	0
Double-figure assist games	1
5-assist games	0
5-steal games	4

OVERVIEW: Nicknamed "Fred" ... lightning-fast guard who makes her biggest contributions at defensive end of the floor ... quick hands and aggressive presence cause problems for opposing ballhandlers, particularly in pressure situations ... speed also allows her to be a valuable contributor in transition game ... athleticism and leaping ability have allowed her to play in the post or on the perimeter ... tough-minded player who has mix of strong work ethic and quiet leadership that will make her a key supporting veteran on the 2011-12 Fighting Irish squad.

JUNIOR SEASON (2010-11): Played in career-high 33 games (9.6 minutes per game) ... posted career high (or near-high) averages in scoring (1.9 ppg.), rebounding (2.1 rpg.) and steals (1.5 spg.) ... one of five Fighting Irish players with at least 45 steals (she had 31 thefts in

her first two seasons combined) ... the quintessential defensive spark — if she played a full 40 minutes, she would have led the nation with 6.04 steals per game, nearly a full steal better than the next closest player ... nabbed three steals, two rebounds and two assists in season opener against New Hampshire ... nearly tallied first career "5-5-5" game with five points, career-high-tying five steals and four rebounds against Morehead State ... provided a huge spark while coming off the bench against Creighton with six boards, four points and three steals in 16 minutes ... eight points, three assists and five steals at Valparaiso ... chalked up six points (career-high 4-4 FT), five rebounds and two steals in career-best 23 minutes against Loyola Marymount ... against Southeast Missouri State, set or matched career bests in rebounds (10), assists (3) and steals (5) ... registered two rebounds, two assists and one steal vs. Louisville ... nabbed four points, three steals and three boards in the win over Pittsburgh ... added two boards and one steal and an assist vs. No. 16/17 Georgetown ... registered two steals to aid win over No. RV/23 St. John's ... posted one steal and one assist in win vs. No. RV/25 Syracuse ... reached for three boards to top South Florida ... put up seven points, five rebounds and two steals against Seton Hall ... had basket, two rebounds and team-high three steals at No. 2 Connecticut ... recorded a steal and an assist against Cincinnati ... provided spark off the bench in BIG EAST title game against No. 1 Connecticut with five points, two rebounds and two steals in 12 minutes ... grabbed three steals in NCAA tournament opener at Utah ... reached for three rebounds in round two of the NCAA tournament against Temple ... was great contributor in NCAA Sweet 16 win over No. 21/20 Oklahoma with six points and three boards ... helped harass Tennessee's Meighan Simmons to two points (11-11 FG, 0-5 3FG) in Elite Eight win over No. 4 Lady Vols ... played 10 minutes in NCAA national championship game against No. 7/8 Texas A&M, collecting

CAREER HONORS

2010: BIG EAST All-Academic Team. 2009: BIG EAST All-Academic Team.

four rebounds, two assists and a steal.

SOPHOMORE SEASON (2009-10):

Appeared in 15 games, posting career-high averages of 2.5 points, 2.0 rebounds and 1.1 steals per game ... enjoyed finest night of her career in season opener vs. Arkansas-Pine Bluff, logging personal bests in points (11), and field goals made-attempted (5-8), along with seven rebounds; was her first career double-digit scoring night (scored 17 points all of freshman year) ... provided spark off bench vs. Iowa with two points and three steals in 11 minutes ... collected four rebounds and first career blocked shot vs. South Carolina at Paradise Jam ... made the most of her 16 minutes vs. IPFW with six points, six rebounds, two steals, two assists and one block ... nabbed career-high five steals vs. Valparaiso, adding four points and four rebounds in 15 minutes ... had steal, assist and forced shot clock violation in lone minute late in first half of win over No. 18/16 Vanderbilt ... drove baseline for pretty reverse layup during five minutes of action at Purdue ... had two points (first two FT of season) and two steals in BIG EAST opener vs. Villanova ... underwent arthroscopic surgery Jan. 18 to repair meniscus injury in left knee (wound up missing final 15 regular season games) ... returned to action in BIG EAST second-round game vs. Louisville, playing six minutes while tallying two points and a rebound ... looked sharp in final two minutes of NCAA tournament first-round game vs. Cleveland State with four points, an offensive rebound and a steal.

FRESHMAN SEASON (2008-09):

Appeared in 23 games, averaging 0.7 points, 0.6 rebounds and 0.7 steals per game ... saw limited action in first two road games at No. 24/22 LSU and Boston College, notching a steal at BC ... scored first career points on breakaway layup and added a steal vs. Evansville ... played 10 minutes vs. Georgia Southern, chalking up two points and picking up a steal for third consecutive game ... had steal and score in win at Eastern Michigan ... turned in best effort of career to date against Loyola-Chicago with personal bests of seven points (3-5 FG), five rebounds, three steals and two assists in 17 minutes ... gave Irish spark off the bench at No. 20/19 Vanderbilt with steal late in first half ...

notched two points and two steals in four minutes at DePaul ... had two points and assist during nine minutes of action in victory over St. John's ... tied season high with two assists and added two steals in three minutes vs. Rutgers ... did not play vs. Cincinnati and No. 22/24 Pittsburgh (sprained right foot) ... returned to action vs. No. 25 DePaul, playing three minutes and grabbing two rebounds ... aggressive defense produced two steals and two rebounds in six minutes vs. No. 10/12 Louisville, sparking team's second-half comeback ... collected a rebound in each of BIG EAST Championship appearances vs. St. John's and Villanova, adding assist against St. John's.

HIGH SCHOOL: Averaged 10.0 points, 8.0 rebounds and 3.5 steals per game during her four-year prep career at The Marist School in Atlanta, Ga., under the guidance of coach Kim Hixon ... 2008 all-state selection (second team - *Atlanta Journal-Constitution*; honorable mention - Georgia Sportswriters Association) ... in 2008, was named one of top 30 players in state of Georgia by *Atlanta Journal-Constitution* ... first-team all-metro choice in 2008 ... as a senior in 2007-08, averaged team highs of 11.8 points, 6.8 rebounds and 3.5 steals per game with

a .494 field goal percentage for the War Eagles, who went 24-4 and were ranked second in the state's Class AAAA ... also posted four double-doubles in final prep season, nearly notching a triple-double on Feb. 2 vs. Blessed Trinity (17p, 10r, 9a) ... scored in double figures 16 times as a senior, including three 20-point outings (season-high 21 points on Jan. 2 vs. Mays), and had eight double-digit rebounding nights, including a season-high 20 boards on Dec. 14 vs. Tucker ... helped Marist to 102-18 (.850) record during her career, along with back-to-back

Class AAAA state title game appearances in 2006 and 2007 ... played AAU ball with FBC Georgia, where she was coached by Brian Harmon ... also competed in track & field during prep career, running sprints (100 meters, 200 meters, 400 meters) ... high school ranked 15th nationally in overall athletics excellence in 2005 by *Sports Illustrated*.

PERSONAL DATA: Born April 28, 1990, in Atlanta ... first name pronounced fruh-DARE-uh-kuh ... daughter of Melissa Stone-Miller ... president of Notre Dame's Student-Athlete Advisory Council (SAAC) for the 2011-12 academic year (second Fighting Irish women's basketball player in three years to hold the SAAC presidency, following Erica Williamson's tenure in 2009-10) ... member of Fellowship of Christian Athletes ... enrolled in top-ranked Mendoza College of Business as an accounting major, while working on a second major in film, television & theater ... dean's list honoree in spring 2009 with 3.667 grade-point average ... earned certificate of merit for participation in Notre Dame's Rosenthal Leadership Academy in 2010-11 ... some former Fighting Irish players who wore No. 12 include two-time All-American Katryna Gaither, Danielle Green and Teresa Borton.



MILLER'S CAREER STATISTICS

Season	GP-GS	Min.-Avg.	FG-FGA	Pct.	3FG-3FGA	Pct.	FT-FTA	Pct.	Off	Def	Tot	Avg.	PF-DQ	A	T	B	S	Pts	Avg.
2008-09	23-0	92-4.0	8-11	.727	0-0	.000	1-5	.200	6	7	13	0.6	25-0	8	5	0	15	17	0.7
2009-10	15-0	118-7.9	16-23	.696	0-0	.000	5-10	.500	16	14	30	2.0	13-0	9	17	2	16	37	2.5
2010-11	33-0	318-9.6	22-51	.431	0-0	.000	19-32	.594	27	42	69	2.1	47-0	25	25	2	48	63	1.9
TOTALS	71-0	528-7.4	46-85	.541	0-0	.000	25-47	.532	49	63	112	1.6	85-0	42	47	4	79	117	1.6

MILLER IN THE BIG EAST CONFERENCE

Season	GP-GS	Min.-Avg.	FG-FGA	Pct.	3FG-3FGA	Pct.	FT-FTA	Pct.	Off	Def	Tot	Avg.	PF-DQ	A	T	B	S	Pts	Avg.
2008-09	13-0	43-3.3	2-3	.667	0-0	.000	0-0	.000	2	4	6	0.5	10-0	5	2	0	7	4	0.3
2009-10	1-0	5-5.0	0-1	.000	0-0	.000	2-2	1.000	0	0	0	0.0	0-0	0	0	0	2	2	2.0
2010-11	15-0	130-8.7	7-20	.350	0-0	.000	6-12	.500	12	12	24	1.6	16-0	9	14	0	17	20	1.3
TOTALS	29-0	178-6.1	9-24	.375	0-0	.000	8-14	.571	14	16	30	1.0	26-0	14	16	0	26	26	0.9



#21 NATALIE NOVOSEL

Hometown: Lexington, Ky.
High School: Lexington Catholic

Guard

5-11

Sr.-3V

NOVOSEL'S CAREER HIGHS

Points: 27 vs. Gonzaga (12/29/10)**Rebounds:** 8, four times (MR: at South Florida, 2/5/11)**Assists:** 6, twice (MR: vs. Louisville, 3/6/10)**Field Goals:** 8, three times (MR: vs. Connecticut, 4/3/11)**Field Goal Attempts:** 24 at Kentucky (11/21/10)**Three-Point Field Goals:** 3, twice (MR: vs. Oklahoma, 3/26/11)**Three-Point Field Goal Attempts:** 7 at Kentucky (11/21/10)**Free Throws:** 11 vs. Wake Forest (11/27/10)**Free Throw Attempts:** 13 at Connecticut (2/19/11)**Steals:** 7 vs. New Hampshire (11/12/10)**Blocked Shots:** 2, twice (MR: vs. IUPUI, 11/26/10)**Minutes Played:** 39 vs. UCLA (11/18/10)

MISCELLANEOUS

Double-doubles	0
Double-figure scoring games	47
20-point games	7
Double-figure assist games	0
5-assist games	7
5-steal games	3

JUNIOR SEASON (2010-11): Tied school record

by starting all 39 games ... led team in scoring (15.1 ppg), more than tripling her scoring average from the previous season (588 points compared to 390 points in first two years combined) ... scored in double figures 33 times, the second-highest total in school history ... posted seven 20-point games (her career high had been 19 points entering the season) ... set school record with 183 free throws made, while her 232 foul shots attempts were second-most in school history ... placed among the top 10 on the program's single-season charts for total points (7th - 588) and minutes played (9th - 1,102) ... also tops on team in three-point percentage (413) and second in steals (1.9 spg) ... dropped in 11 points and swiped career-high seven steals in season opener against New Hampshire ... chalked up 13 points, including 6-of-8 FT in 15 minutes against Morehead State ... enjoyed solid night against No. 15 UCLA with 19 points in career-high 39 minutes; hit two big shots in final 1:15 of regulation to give Fighting Irish four-point lead, as well as putback with 8.6 seconds left in first OT that nearly stood up as game-winner ... in front of her hometown crowd, collected 21 points, eight rebounds and career-high two blocks at No. 9/10 Kentucky ... averaged a team-high 18.3 ppg while going 18-of-22 from the charity stripe during the WBCA Classic en route to being named tournament MVP ... back-to-back 20-point efforts against Wake Forest (23) and Butler (20) ... stretched her streak of contests with 10+ points in eight games after tallying 12 points at No. 2/3 Baylor ... tied for game-high honors with 16 points (6-12 FG) during home win over Purdue ... contributed 11 points against Creighton ... steadied the Irish against Valparaiso with a game-high 18 points on 6-of-7 shooting with four steals ... made State Farm Holiday Hoops Classic All-Tournament Team after averaging 17.5 ppg. and shooting .667 from floor (10-15) in tourney ... poured in career-high 27 points (8-11 FG, 2-2 3FG, 9-9 FT) in win over Gonzaga ... dropped in 14 points (10 in second half) and snagged seven boards at Marquette ... had 16 points, five rebounds and five assists in tight home loss to No. 2 Connecticut; hit acrobatic go-ahead basket in lane with 30.3 seconds left that was poised to be game-winner ... mimicked her UConn performance with 12 points, five rebounds and five assists in the win over Louisville ... netted 15 points (6-8 FT) at Pittsburgh ... dropped in 19 points (6-8 FG, 2-2 3FG) vs. No. 16/17 Georgetown ... made her presence known with 14 points and four steals against No. RV/23 St. John's ... knocked down 11 points (5-5 FT) at Villanova ... good for 13 points, seven boards and three steals in the win over No. RV/25 Syracuse ... finished strong at South Florida with game-high 19 points (12 in second half), and also grabbed career-high-tying eight rebounds ... had solid performance in win over Seton Hall, posting game-high 16 points (6-8 FG) for career-high 10th consecutive double-digit scoring game ... dropped in 18 points (5-10 FG) at No. 2 Connecticut ... netted game-high 22 points (7-13 FG, 8-8 FT) and snatched seven rebounds in victory at No. 19/18 West Virginia

CAREER HONORS

2011: State Farm Coaches' All-America Team (*honorable mention*) ... BIG EAST Most Improved Player ... First-Team All-BIG EAST ... WBCA Classic Most Valuable Player ... NCAA Dayton Regional All-Tournament Team ... BIG EAST Championship All-Tournament Team ... State Farm Holiday Hoops Classic All-Tournament Team. **2009:** BIG EAST All-Freshman Team ... BIG EAST Freshman of the Week (Dec. 29, Jan. 12).

... added 11 points and three steals in home finale against Cincinnati ... scored 17 points (11 in second half) while registering seven rebounds and two steals at No. 12/11 DePaul; assisted on Devereaux Peters' go-ahead layup with 30 seconds left, the third time Novosel factored into go-ahead basket in final 30 seconds (made jumpers vs. UCLA and Connecticut) ... netted 17 points (8-8 FT), five rebounds and three steals in the BIG EAST final against No. 1 Connecticut ... logged 20 points, four rebounds and four assists in NCAA first-round win at Utah (had 20 points combined in first four NCAA postseason games) ... shared team-high scoring honors with 17 points in NCAA second-round victory over Temple; also made all three of her three-point attempts, tying school's NCAA tournament record ... had 15 points and seven rebounds in NCAA Sweet 16 victory over No. 21/20 Oklahoma ... made big impact in NCAA Elite Eight win over No. 4 Tennessee with 17 points, four rebounds and five assists ... helped steer Irish past No. 1 Connecticut in NCAA Final Four with 22 points, including clutch three-pointer with 7:38 left that capped critical second-half run ... dodged foul trouble in NCAA national championship game against No. 7/8 Texas A&M, scoring 14 points.

SOPHOMORE SEASON (2009-10): Appeared in all 35 games, making the first four starts of her career ... averaged 5.0 points, 2.2 rebounds per game ... ranked fourth on team in steals (47: 1.34 spg) ... had one "5-5-5" game ... made first career start in season opener vs. Arkansas-Pine Bluff, tallying 10 points, career-high six assists and four steals ... tossed in eight points and added five steals in win over Iona ... chalked up eight points off the bench in win over No. 20/17 Oklahoma at Paradise Jam ... played season-high 32 minutes vs. Eastern Michigan, tying career best with eight rebounds, while adding seven points and five assists (her first career "5-5-5" game) ... returned to double digits in scoring column vs. IPFW (10 points), along with six rebounds and four assists ... notched season-high 12 points, plus four assists and three steals against Valparaiso ... had eight points (6-6 FT) and four steals against Charlotte ... added eight points and three steals at UCF ... had productive BIG EAST opener vs. Villanova with six points and two steals ... matched season high with 12 points (5-7 FG, 1-1 3FG) against South Florida, including seven in 19-3 second-half run ... made impact at defensive end of court at Louisville, fueling 16-4 run to end first half with three points and a steal ... important contributor in win over No. 16/11 West Virginia with eight points (3-4 FG), including four in game-changing 16-3 second-half run ... ignited Notre Dame attack against Providence with season-high-tying 12 points (4-7 FG), game-high five assists and four rebounds in 20 minutes ... provided spark off bench vs. Pittsburgh with six points (3-4 FG) and three assists ... made most of her minutes in win over DePaul with eight points (4-6 FG) and three

OVERVIEW: Nicknamed "Nasty" by her school teammates for her sharpshooting prowess, slick passing and playmaking abilities ... a multi-talented athletic wing who has made significant impact for the Fighting Irish at both ends of the court ... worked her way up from a supporting role as a freshman and sophomore to take the main stage last year, when she emerged as arguably the nation's most improved player ... strong fit for Notre Dame's motion and transition offenses with her quickness, ballhandling and creative passing skills, Novosel also maintains a scorer's mentality with a mix of polished perimeter shooting skills and an unmatched knack for getting to the rim and drawing contact (leading to a record-setting number of free throws and free throw attempts in 2010-11) ... size and agility also present a matchup challenge for defenders ... on defense, her aggressiveness and court vision make her a major asset in traps and presses ... a true student of the game who is always eager to improve and further develop her game ... known for her impressive work ethic, ultra-competitive desire and quiet confidence ... offers exceptional team leadership, fostering a "never-say-die" attitude that has served her well with the ability to rise up time and again in clutch situations ... poised to become the 29th player in school history to score 1,000 career points ... voted by her teammates as one of three captains for the 2011-12 season.

assists ... solid contributor in 15 minutes at Seton Hall with six points (2-3 FG) and four rebounds ... had season-high six assists and added four steals in BIG EAST second-round win over Louisville ... turned in perfect shooting day in NCAA first-round win over Cleveland State, finishing with seven points (2-2 FG, 1-1 3FG, 2-2 FT), four rebounds and three assists ... provided tough defense off the bench that helped fuel rally from early 10-point deficit in NCAA second-round victory over Vermont; finished with six points and three rebounds in 13 minutes ... had four points (4-4 FT) in NCAA Sweet 16 game against Oklahoma, including two free throws, one rebound and one assist during 10-1 second-half run that gave Fighting Irish the lead.

FRESHMAN SEASON (2008-09): Played in all 31 games, averaging 6.9 points and 2.9 rebounds per game ... second on team with 45 steals (1.5 spg.), while .493 field goal percentage was tops among everyday players ... in BIG EAST play, ranked 10th in league with 1.8 steals per game ... made college debut in State Farm Tip-Off Classic at No. 24/22 LSU, playing 17 minutes and notching two points and two rebounds ... tallied six points and season-high four assists vs. Evansville ... tossed in seven points at Boston College ... added seven points (5-6 FT) and four rebounds against Georgia Southern ... led the way to victory at Eastern Michigan with game-high 18 points, eight rebounds and four assists in 33 minutes ... shared game-high scoring honors against Loyola-Chicago with 13 points, while adding three assists and three steals ... posted second consecutive double-figure scoring game at Charlotte, coming off bench to notch 12 points and four steals ... registered first perfect shooting game of her career in BIG EAST debut at Seton Hall, dodging foul trouble to score eight points (3-3 FG, 2-2 FT) in 17 minutes ... chalked up 18 points and seven rebounds in 22 minutes at DePaul ... collected 12 points against Georgetown ... credited with 10 points, four rebounds and four steals at Marquette ... paced Irish against Rutgers with season-best 19 points ... tallied eight points and four rebounds at No. 22/24 Pittsburgh ... sparked off the bench against No. 10/12 Louisville with 17 points, season-high-tying four assists and four steals; scored nine points during 12-2 second-half run that put Irish in position to win down the stretch ... notched six points and season-high five steals at Providence ... had nearly perfect shooting day in BIG EAST tournament debut vs. St. John's, scoring 15 points (6-7 FG, 3-3 FT) in second-round win.

HIGH SCHOOL: Logged career averages of 14.0 ppg., 6.8 rpg., 3.7 spg. and 2.8 apg. at Lexington Catholic High School in Lexington, Ky. ... helped pace Knights to outstanding 130-11 (.922) record during her final four years on the LCHS varsity (began playing on varsity as eighth-grader) for coaches Greg Todd and Jeff Hans ... led team to state championships in 2005 and 2006 ... ranked 32nd in nation by *All-Star Girls Report* ... ranked 43rd in nation/four-star player (13th among guards) by ESPN Hoopgrrrr ... ranked 47th in nation by *Blue Star Basketball* ... ranked 71st in nation (11th among off-guard) by *Dan Olson Collegiate Girls Basketball Report* ... two-time *Street & Smith's* preseason honorable mention All-American ... one of top three vote-getters for 2008 Kentucky Miss Basketball ... three-time all-state selection (unanimous first team pick in 2008; top vote-getter in balloting by *Lexington Herald-Leader*) ... four-time all-city pick ... MVP of 2006 Kentucky 11th Region Tournament, 2006 Fifth Third Bank Kentucky Holiday Classic and 2007 Lexington Catholic Holiday Classic ... averaged 19.9 ppg. and 9.1 rpg. as a senior, sparking team to 29-5 record and berth in regional title game for fourth consecutive season ... selected to try out for 2008 Kentucky All-Star Team, but opted to forgo selection in order to allow minor knee injury to heal completely and prepare for summer classes at Notre Dame ... as junior in 2006-07, averaged 17.9 ppg., 8.5 rpg., 4.4 apg., 3.8 spg., .583 FG% (13th in state), .787 FT% (20th in state) while team compiled 30-4 record before being upset in regional title game ... as sophomore in 2005-06, averaged 12.4 points and 6.1 rebounds per game and helped team to 35-1 record with No. 3 ranking in *USA Today* Super 25

poll (highest ever for a Kentucky school) ... team posted 36-1 record in 2004-05 and was ranked as high as sixth in *USA Today* Super 25 poll ... ranks fourth in school history for career points (2,103) and one of five players in LCHS history with 2,000 points and 1,000 rebounds (1,021 boards) in career ... also holds school record with 561 steals ... also played for high-powered Tennessee Flight Silver AAU squad that won a pair of titles in summer of 2007 ... prestigious End of the Trail tournament in Oregon City, Ore., (Novosel canned two free throws with six seconds left to seal semifinal win), and Midwest Showdown in Mason, Ohio ... AAU squad also tied for third at Boo Williams Invitational.

INTERNATIONAL COMPETITION: Made USA Basketball debut in summer of 2011 with USA World Basketball Games Team (joined by current ND teammates Skylar Diggins and Devereaux Peters), helping the American side to a 6-0 record and the gold medal at World University Games in Shenzhen, China ... was one of the "glue" players for the United States, starting all six games and doing a bit of everything, winding up with 4.5 points, 3.3 rebounds and 1.6 steals per game, the latter total ranking fourth on the team.

PERSONAL DATA: Born Nov. 22, 1989, in Lexington, Ky. ... one of three children, all of whom have played college basketball ... older sister, Shannon played at University of Evansville from 2005-09, while twin brother, Nathan is a senior forward on the men's basketball team at NCAA Division III University of Rochester (N.Y.) - Nathan has twice earned all-conference honors, was the 2008-09 University Athletic Association Rookie of the Year, and was a 2010-11 National Association of Basketball Coaches (NABCO) first-team all-district selection ... last name pronounced KNOW-vuh-sell ... parents are Jaime and Nick Novosel ... first Notre Dame women's basketball player ever to come from state of Kentucky ... hails from same high school as former Fighting Irish men's basketball standout David Graves (1999-2002) ... enrolled in College of Arts and Letters as an anthropology major ... earned certificate of merit for participation in Notre Dame's Rosenthal Leadership Academy in 2010-11 ... some former Fighting Irish players who wore No. 21 include the Notre Dame all-time scoring leader Beth Morgan and two-time All-America forward (and South Bend native) Jacqueline Batteast.



NOVOSEL'S CAREER STATISTICS

Season	GP-GS	Min-Avg.	FG-FGA	Pct.	3FG-3FGA	Pct.	FT-FTA	Pct.	Off	Def	Tot	Avg.	PF-DQ	A	T	B	S	Pts	Avg.
2008-09	31-0	638-20.6	74-150	.493	1-10	.100	65-90	.722	44	45	89	2.9	57-0	47	60	3	45	214	6.9
2009-10	35-4	527-15.1	59-138	.428	7-20	.350	51-67	.761	26	51	77	2.2	48-0	61	60	7	47	176	5.0
2010-11	39-39	1102-28.3	187-414	.452	31-75	.413	183-232	.789	47	110	157	4.0	64-1	75	102	11	75	588	15.1
TOTALS	105-43	2267-21.6	320-702	.456	39-105	.371	299-389	.769	117	206	323	3.1	169-1	183	222	21	167	978	9.3

NOVOSEL IN THE BIG EAST CONFERENCE

Season	GP-GS	Min-Avg.	FG-FGA	Pct.	3FG-3FGA	Pct.	FT-FTA	Pct.	Off	Def	Tot	Avg.	PF-DQ	A	T	B	S	Pts	Avg.
2008-09	16-0	341-21.3	42-85	.494	0-1	.000	34-48	.708	22	22	44	2.8	34-0	28	30	2	29	118	7.4
2009-10	16-0	233-14.6	28-61	.459	2-5	.400	16-21	.762	10	18	28	1.8	16-0	23	23	2	13	74	4.6
2010-11	16-16	470-29.4	73-169	.432	8-22	.364	77-102	.755	19	48	67	4.2	22-0	31	38	4	29	231	14.4
TOTALS	48-16	1044-21.8	143-315	.454	10-28	.357	127-171	.743	51	88	139	2.9	72-0	82	91	8	71	423	8.8



#14 DEVEREAUX PETERS

Hometown: Chicago, Ill.

High School: Fenwick

Forward

6-2

5th Yr. Sr.-4V

PETERS' CAREER HIGHS

Points: 23 vs. New Hampshire (11/12/10)**Rebounds:** 14 at St. John's (2/16/10)**Assists:** 6 vs. Creighton (12/11/10)**Field Goals:** 11 vs. New Hampshire (11/12/10)**Field Goal Attempts:** 15 at Maryland (11/16/07)**Three-Point Field Goals:** None**Three-Point Field Goal Attempts:** 1 at Syracuse (1/30/10)**Free Throws:** 8 at Richmond (1/2/08)**Free Throw Attempts:** 10, twice (MR. vs. Syracuse, 2/1/11)**Steals:** 7 vs. Villanova (1/16/08)**Blocked Shots:** 6, twice (MR. vs. Louisville, 3/6/11)**Minutes Played:** 37 at DePaul (2/28/11)

MISCELLANEOUS

Double-doubles	11
Double-figure scoring games	45
20-point games	4
Double-figure rebound games	13
5-block games	4
5-steal games	2

OVERVIEW: Simply put, you can't keep her down ... after battling two ACL injuries and three related surgeries, which caused her to miss large portions of her first three seasons, Peters emerged as a dominant force in the paint in 2010-11 ... nicknamed "Dev", she is known for her passion and intensity on the court and unfailing friendly, outgoing attitude off the court ... has the ability to change game on offense with her quickness and versatility, ability to beat opponents off the dribble or face up and hit the mid-range jumper ... runs the floor extremely well for player of her size, making her an important asset in transition ... on defense, her massive 77-inch (6-foot-5) wingspan helps make for an extremely disruptive presence, both in the press and on the back line in half-court situations ... agility allows her to elevate quickly for rebounds and blocked shots ... returns for final year of eligibility in 2011-12 after missing all but three games in her sophomore season (2008-09) with the second of her two knee injuries ... in position to become only the second player in school history with 1,000 points, 500 rebounds, 150 blocks and 150 steals in her career (Jacqueline Batteast was the first to do so from 2001-05) ... voted by her teammates as one of three captains for the 2011-12 season.

SENIOR SEASON (2010-11): Tied school record by starting all 39 games ... ranked third on team in scoring (career-high 11.9 ppg.) and tops in rebounding (career-high 7.5 ppg.), blocks (1.7 bpg.; 68 total), field goal percentage (.593; fifth in nation) and double-doubles (career-high 10; most by ND player since 2003-04) ... fourth in steals (1.7 spg.; 66 total) ... only

player in the nation with 65 blocks and 65 steals on the season ... joined Connecticut's Maya Moore as the only players to rank in top 15 in BIG EAST in three major defensive categories of rebounds, blocks and steals ... made big splash in season opener vs. New Hampshire with career-high 23 points (career-high 11 FGM on 13 FGA), eight rebounds, four steals and two blocks in only 16 minutes for her first career "point-a-minute" game ... recorded three consecutive double-digit scoring performances at the WBCA Classic while shooting .652 from the floor ... also drained each of her 11 free throws and pulled down 18 rebounds during the three-game stretch ... one of her two blocks at No. 2/3 Baylor was a second-half rejection of 6-foot-8 Brittney Griner, the first time she was stuffed during her college career ... had career-high six assists vs. Creighton ... rejected four shots at Valparaiso ... earned State Farm Holiday Hoops Classic MVP honors after averaging 13.0 points, 8.0 rebounds, 2.5 blocks and 2.5 steals with .584 FG% (13-19) in two-game event ... rang up second career double-double with 10 points, 10 rebounds against Gonzaga ... delivered 16 points (8-9 FG), six rebounds and five steals vs. Loyola Marymount (first "5-5-5" game of year) ... grabbed season-high 13 rebounds and scored 11 points in just 14 minutes against Southeast Missouri State ... drained 9-of-12 shots for game-high 18 points vs. Marquette, while also registering eight boards, two blocks and four steals ... added third double-double of the season (17 pts., 11 reb.) with four swats against No. 2 Connecticut ... scored 14 points (7-9 FG) vs. Louisville ... nabbed fourth double-double (15 pts., 10 reb.) at Pittsburgh ... grabbed 12 boards vs. No. 16/17 Georgetown ... piled up 14 points, 10 rebounds (fifth double-double) and season-high five blocked shots in win over No. RV/23 St. John's — her second "5-5-5" game of season ... netted 20 points (4-4 FT) while charting nine boards and four steals at Villanova ... tallied 15 points and 11 boards against No. RV/25 Syracuse to register her sixth double-double ... added 10 points and five boards against Seton Hall ... hit 20-point mark for third time on the season with game-high 21 points against Rutgers, while also registering six rebounds, two blocks and four steals ... dodged foul trouble to grab game-high eight rebounds in 21 minutes at No. 2 Connecticut ... dropped in 8-of-10 shots for 16 points in win at No. 19/18 West Virginia; also had five rebounds and three blocks ... registered 12 points and 10 rebounds for her seventh double-double of season against Cincinnati ... netted 15 points, eight rebounds, three blocks and two steals in career-high 37 minutes at No. 12/11 DePaul; converted layup with 30 seconds left to give Fighting Irish one-point lead ... piled up 19 points, nine rebounds, career-high-tying six blocks and three steals against Louisville in BIG EAST quarterfinal — her third "5-5-5" game of the season ... had 15 points, five rebounds and two blocks in BIG EAST semifinal win over No. 9/13 DePaul ... collected 12 points, six rebounds and four blocks in NCAA first round win at Utah ... racked up eighth double-double of season (first in NCAA tournament play) with 17 points and team-high 12 rebounds in second-round win over Temple ... col-

CAREER HONORS

2011: State Farm Coaches' All-America Team (*honorable mention*) ... BIG EAST Defensive Player of the Year ... First-Team All-BIG EAST ... State Farm Holiday Hoops Classic Most Valuable Player ... NCAA Women's Final Four All-Tournament Team ... WBCA Classic All-Tournament Team. **2008:** BIG EAST All-Freshman Team.

lected her ninth double-double (17 points, 13 rebounds) in NCAA Sweet 16 win over No. 21/20 Oklahoma; also posted four assists, three blocks and four steals ... despite foul trouble in NCAA Elite Eight win over No. 4 Tennessee, still tallied seven points and five rebounds, connecting on two huge baskets during late second-half run that knocked out Lady Vols ... turned in exceptional performance against No. 7/8 Texas A&M in NCAA national championship game with 21 points (on 8-of-10 shooting) and 11 rebounds.

JUNIOR SEASON (2009-10): Got late start to season while finishing rehabilitation protocol from her second knee surgery ... played in 25 games ... logged 6.7 points per game ... ranked second on team in rebounding (5.6 rpg.) and led team in blocks (1.2 bpg.) ... made first appearance in 13 months at UCF, playing 10 minutes (two points, two rebounds, two blocked shots) ... continued return from knee surgery with seven points, eight rebounds and four blocks in 14 minutes against No. 18/16 Vanderbilt ... packed stat sheet at Purdue with six points, game-high eight rebounds, three assists, two blocks and two steals; also had defensive play of night, blocking Samantha Woods' game-tying three-point attempt in right corner with four seconds left ... played first BIG EAST game in 23 months vs. Villanova, finishing with six points, four rebounds and three steals ... had best game since return from knee injury at No. 1 Connecticut, scoring team-high 12 points (6-11 FG) and grabbing eight rebounds ... tallied six points, five rebounds and two steals in win at Louisville ... offered boost off bench vs. Providence with eight points (4-7 FG) and four rebounds ... played season-high 28 minutes at Syracuse, finishing with five points, team-high seven rebounds and season-best four steals ... scored 11 points and grabbed five rebounds at Rutgers; seven points (season-high 5-6 FT) and four rebounds came in final five minutes after RU came within two points ... efficient 10 minutes vs. Pitt (six points, five boards) ... fueled second-half surge vs. DePaul with six of eight points and all seven rebounds in final 20 minutes ... delivered strong all-around game at No. 22/23 St. John's with nine points, and career-highs/ game bests of 14 rebounds and six blocks in season-high-tying 28 minutes; was first "5-5-5" game of season (third of career) ... nearly had another "5-5-5" game vs. Marquette, finishing with seven points, nine rebounds and season-high-tying four steals ... contributed balanced line at Seton Hall with eight points, team-high eight rebounds, season-high-tying three assists, three blocks and two steals ... rose to the occasion in regular season finale vs. No. 1 Connecticut with career-high-tying 15 points (6-10 FG) and team-best seven rebounds in 20 minutes ... popped in 11 points (5-7 FG) and nabbed seven rebounds in BIG EAST second-round win over Louisville ... chalked up 13 points (11 in second half) and added five rebounds, season-high-tying three assists and three steals of BIG EAST quarterfinal victory over No. 16 St. John's ... had seven boards in BIG EAST semifinal vs. No. 1 Connecticut ... made NCAA Championship debut in first-round win over Cleveland State, tallying 12 points (5-8 FG) and five rebounds (four

offensive) ... tied career high with four assists in NCAA second-round win over Vermont.

SOPHOMORE SEASON (2008-09): Appeared in three games (one start), averaging 7.3 points and 4.3 rebounds per game with .688 field goal percentage and six blocks (2.0 per game) ... looked sharp in State Farm Tip-Off Classic at No. 24/22 LSU, coming off bench to play 28 minutes, notching 12 points, team-high six rebounds, three blocks and three steals ... earned starting nod vs. Evansville, registering six points and four rebounds ... collected four points, three rebounds, two blocks and two steals in only 16 minutes at Boston College; injured left knee at 13:04 of first half (four minutes after entering), but feeling little discomfort, returned to play 12 minutes later in game ... injury later diagnosed as season-ending torn anterior cruciate ligament (ACL) ... played in less than 30 percent of team's games and thus did not lose a year of athletic eligibility ... underwent successful two-part corrective surgery in February and May 2009.

FRESHMAN SEASON (2007-08): Saw action in 23 games (two starts), averaging 9.0 points and 5.6 rebounds per game with team-leading 1.96 blocks per game, and .522 field goal percentage ... posted 45 blocks, the third-highest total ever by an Irish freshman ... made college debut vs. Miami (Ohio), coming off the bench to register six points, eight rebounds and game-high five blocks in 15 minutes ... had four points, team-high eight rebounds and three steals against Western Kentucky ... turned in strong performance off the bench at No. 3 Maryland, collecting 12 points (first career double-figure scoring game), six rebounds and two blocks ... carded four points, seven rebounds and three blocks at Central Michigan ... registered four points, three assists and three steals against Boston College ... returned to double figures with 12 points against Canisius, while also chipping in six rebounds and three blocks ... notched 10 points, four rebounds and three steals in victory over Michigan ... tossed in 14 points, as well as three more steals and four blocks in overtime win at Bowling Green ... had five points (including first-half three-point play) and six rebounds at Purdue ... tallied 10 points, three blocks and two steals in win over Valparaiso ... collected 11 points and four blocks at IUPUI ... registered 10 points, eight rebounds and season-best four assists in win over Saint Francis (Pa.) ... scored 12 points at Richmond ... came off bench to tally 10 points and eight rebounds vs. No. 3

Tennessee ... made first start at Louisville, scoring six points ... notched two points, five rebounds and three steals at No. 16 West Virginia ... had season-high 15 points, six rebounds and season-best seven steals vs. Villanova ... scored seven points and grabbed four rebounds at Georgetown ... against No. 14/25 DePaul, snared eight rebounds while adding seven points and three blocks ... posted first career double-double with 10 points and season-high 12 rebounds against No. 1 Connecticut ... efficient against Providence with 12 points and four rebounds ... made most of 15 minutes at Cincinnati, tallying 12 points and five rebounds ... scored 11 points and grabbed five rebounds in 13 minutes vs. No. 15 Pittsburgh on Feb. 10 before suffering left knee injury at 13:44 mark of second half; injury later confirmed to be a season-ending torn anterior cruciate ligament (ACL) ... underwent successful corrective surgery in April 2008.

HIGH SCHOOL: Averaged 12.7 points and 7.1 rebounds per game with .600 field goal percentage during four-year career at Fenwick High School in Oak Park, Ill. ... ranked 21st in nation (fourth among power forwards) by *Dan Olson Collegiate Girls Basketball Report*, 24th in nation by *Blue Star Basketball*, 31st in nation (seventh among power forwards) by *All-Star Girls Report* and 35th in nation (12th among forwards) by *ESPN Hoopgurlz* ... McDonald's All-American (2007) ... Parade third-team All-American (2007) ... *USA Today* third-team All-USA selection

(2007) ... four-time *Street & Smith's* honorable mention All-American (2004, 2005, 2006, 2007) ... Illinois Miss Basketball runner-up (2007) ... two-time first-team all-state selection (2006, 2007) ... two-time addas Top Ten Camp All-Star (Upperclass - 2005; Underclass - 2004) ... Most Outstanding Player of 2007 Illinois Class 2A Tournament after leading Fenwick to first state title since 2001 (15.3 ppg., 8.0 rpg., 4.7 bpg., .621 FG% in three-game state tournament with double-doubles in semifinals and final) ... team ranked sixth in final 2006-07 *USA Today* Super 25 poll with 36-2 record ... team logged 135-11 (.925) record during her career.

INTERNATIONAL COMPETITION: Made USA Basketball debut in summer of 2011 with USA World University Games Team (joined by current ND teammates Skylar Diggins and Natalie Novosel), helping pace the United States to a 6-0 record and the gold medal at World University Games in Shenzhen, China ... had an impressive showing as the leading American scorer off the bench (and fourth overall) with 10.0 points per game ... also was fourth on the team in rebounding (5.3 rpg.), and ranked among the top 10 in the entire tournament in field goal percentage (fifth at .560, second-best on team) and blocked shots (ninth with team-high 1.0 bpg.).

PERSONAL DATA: Born Oct. 8, 1989, in Chicago ... older of two children ... first name pronounced DEV-er-oh ... daughter of Denise Gladden-Peters and R. Delacey Peters, Jr. ... uncle, Tom Seaborn, was defensive end/linebacker on Michigan football team (1975-78) and later was chosen by San Francisco 49ers in fifth round of 1979 National Football League draft ... joins junior guard Kaila Turner and freshman guard Whitney Holloway as three of 13 Illinois natives in program history; including all three current Fighting Irish players, 12 of those Illinois residents have come to Notre Dame from the Chicagoland area ... continues long line of successful student-athletes who have matriculated to Notre Dame from Fenwick High School, most notably 1953 Heisman Trophy winner John Lattner ... received her bachelor's degree in film, television & theater from Notre Dame's College of Arts and Letters in May 2011 ... currently pursuing graduate studies ... only fifth player in program's history to wear No. 14, and first since Lisa Kuhs completed her career in 1990.

PETERS' CAREER STATISTICS

Season	GP-GS	Min.-Avg.	FG-FGA	Pct.	3FG-3FGA	Pct.	FT-FTA	Pct.	Off	Def	Tot	Avg	PF-DQ	A	T	B	S	Pts	Avg.
2007-08	23-2	468-20.3	82-157	.522	0-0	.000	42-56	.750	57	72	129	5.6	78-5	23	40	5	39	206	9.0
2008-09	3-1	61-20.3	11-16	.688	0-0	.000	0-3	.000	3	10	13	4.3	6-0	5	4	6	5	22	7.3
2009-10	25-0	455-18.2	67-139	.482	0-1	.000	33-60	.550	48	91	139	5.6	69-0	27	30	30	34	167	6.7
2010-11	39-39	953-24.4	195-329	.593	0-0	.000	75-103	.728	128	165	293	7.5	96-3	63	71	68	66	465	11.9
TOTALS	90-42	1937-21.5	355-641	.554	0-1	.000	150-222	.676	236	338	574	6.4	249-8	118	145	149	144	860	9.6

PETERS IN THE BIG EAST CONFERENCE

Season	GP-GS	Min.-Avg.	FG-FGA	Pct.	3FG-3FGA	Pct.	FT-FTA	Pct.	Off	Def	Tot	Avg	PF-DQ	A	T	B	S	Pts	Avg.
2007-08	9-2	161-17.9	30-58	.517	0-0	.000	22-29	.759	18	34	52	5.8	37-4	8	15	13	16	82	9.1
2008-09																			
2009-10	16-0	297-18.6	42-84	.500	0-1	.000	25-39	.641	30	62	92	5.8	45-0	12	20	18	19	109	6.8
2010-11	16-16	425-26.6	87-140	.621	0-0	.000	32-44	.727	55	71	126	7.9	38-0	25	29	30	28	206	12.9
TOTALS	41-18	883-21.5	159-282	.564	0-1	.000	79-112	.705	103	167	270	6.6	120-4	45	64	61	63	397	9.7



#15 KAILA TURNER

Hometown: Joliet, Ill.
High School: Marian Catholic

Guard	5-8	Jr.-2V
-------	-----	--------

TURNER'S CAREER HIGHS

Points: 11 vs. Charlotte (12/20/09)
Rebounds: 4, five times (MR: at West Virginia, 2/22/11)
Assists: 6 vs. Loyola Marymount (12/30/10)
Field Goals: 4 vs. Charlotte (12/20/09)
Field Goal Attempts: 7, three times (MR: at Pittsburgh, 1/15/11)
Three-Point Field Goals: 3 vs. Cincinnati (2/26/11)
Three-Point Field Goal Attempts: 5 vs. IUPUI (11/26/10)
Free Throws: 4 vs. Southeast Missouri (1/2/11)
Free Throw Attempts: 4, twice (MR: vs. Southeast Missouri, 1/2/11)
Steals: 5, twice (MR: vs. IUPUI, 11/26/10)
Blocked Shots: 1 vs. Louisville (1/12/11)
Minutes Played: 28 vs. IUPUI (11/26/10)

MISCELLANEOUS

Double-doubles	0
Double-figure scoring games	2
20-point games	0
Double-figure rebound games	0
5-assist games	4
5-steal games	2

OVERVIEW: Nicknamed "KT" ... spent past two seasons as a reserve point guard, and now will split time at both backcourt positions, as Fighting Irish take advantage of her dynamic three-point shooting capabilities ... has been a steady force at the point, learning under the expert tutelage of former Fighting Irish All-American and current assistant coach Niele Ivey ... one of team's most improved players during summer and pre-season workouts ... offers an exciting mix of floor leadership and scoring potential ... has excellent court vision and creativity to open up offensive possibilities, and similarly, her quickness allows her to penetrate and set up teammates ... also challenges defenses in both transition and half-court sets with an efficient pull-up jumper ... athleticism makes her an asset at both ends of the floor ... sure to give the Fighting Irish quality depth, versatility and veteran savvy in the backcourt in 2011-12.

SOPHOMORE SEASON (2010-11):

Appeared in all 39 games as a reliable reserve for the Fighting Irish, averaging career-high 2.7 ppg. ... ranked second on team in assist/turnover ratio (1.30) and free throw percentage (.828) ... also placed third on the squad in three-point percentage (.322) and assists (1.7 apg.) ... logged two points and three assists (no turnovers) in season opener against New Hampshire ... posted one of best nights of career (and nearly first "5-5-5" game) against Morehead State with 10 points, and (then) career highs for assists (5), rebounds (tied-4) and minutes (25) ... totaled seven points at No. 9/10 Kentucky with a pair of rebounds in 18 minutes ... dished out five assists with five steals and scored eight points (including two 3FG) in career-high 28 minutes against IUPUI to register her first career "5-5-5" game ... posted 5.5 assist/turnover ratio (11 assists, two turnovers) during three-game WBCA Classic ... matched a career high after draining a pair of three-pointers at Providence ... third five-assist outing came during a home rout of Creighton ... totaled eight points — including a pair of treys — at Valparaiso with career-high-tying five steals ... handed out career-high six assists (no turnovers) in 25 minutes against Loyola Marymount ... went 4-for-4 from the charity stripe against Southeast Missouri State while adding four defensive boards and three helpers ... shot 2-for-2 from the foul line while recording two boards and first career block vs. Louisville ... scored five points with two boards and one steal against Pittsburgh ... drained a three-pointer and posted a single rebound, assist and steal against No. 16/17 Georgetown ... poured in a triple, dished out three assists and nabbed two steals against No. RV/23 St. John's ... dropped in five points (2-3 FG, 1-2 3FG) during the win over Seton Hall ... added four points (2-2 FT) in the conquest of Rutgers ... tied career high with four rebounds and added two assists and two steals in win at No. 19/18 West Virginia ... poured in nine

points (career-high 3-4 3FG) in home finale against Cincinnati ... picked up five points (including clutch second-half 3FG) and two steals vs. No. 9/13 DePaul in BIG EAST semifinal win ... notched two assists against Temple in round two of the NCAA Championship ... played 17 important minutes in NCAA Women's Final Four win over No. 1 Connecticut ... went 2-for-2 at foul line in national championship game against No. 7/8 Texas A&M.

FRESHMAN SEASON (2009-10):

Saw action in 21 games as a rookie ... averaged 1.9 points, 0.7 rebounds and 0.9 assists per game ... made college debut against Arkansas-Pine Bluff, knocking down a second-half jumper and dishing out a pair of assists in 11 minutes ... saw 12 minutes of action vs. Iona, collecting two points and an assist ... picked up assist and steal in closing minutes of win over South Carolina at Paradise Jam ... chalked up five points (first career 3FG and FTs), three assists and two rebounds vs. IPFW ... played 14 minutes vs. Valparaiso, scoring three points ... had best day of her young career vs. Charlotte, posting career highs of 11 points (4-7 FG), four rebounds and five steals in 14 minutes ... tied career high with four rebounds in BIG EAST debut against Villanova ... hit jumper late in game at Connecticut ... notched assist in final minutes vs. Providence ... did not dress for Pittsburgh game due to sprained ankle suffered in practice earlier in week ... returned to action at Cincinnati, entering game in final minute ... saw five minutes of action at No. 22/23 St. John's ... connected on second-half jumper and added a rebound in win at Seton Hall ... delivered pair of late-game assists, along with a free throw in regular season finale against No. 1 Connecticut ... made BIG EAST Championship debut in second-round win over Louisville, logging five points and two assists in a season-high-tying 14 minutes ... appeared in first NCAA Championship game late in first-round win over Cleveland State, scoring basket and tying career high with three assists.

HIGH SCHOOL: Four-year starter at Marian Catholic High School (combined record of 105-25, .808) in Chicago Heights, Ill., where she was coached by Annie Basic ... career averages of 9.5 ppg., 3.3 apg. and 2.5 rpg. ... scored 1,231 points in career ... during senior season of 2008-09, averaged 10.8 ppg. and 3.6 apg. to

help Marian Catholic post 30-5 record and second consecutive berth in Illinois Class 4A sectional final — for second consecutive season, team lost by two points in sectional final, this time in double overtime (on desperation half-court shot) to eventual state runner-up Whitney Young High School despite team-high 24 points from Turner in title game) ... as a junior in 2007-08, averaged 13.4 ppg., 4.2 apg. and 3.7 spg. for 23-6 Spartans team that earned a spot in the Illinois Class 4A sectional final (two-point loss to eventual state semifinalist Chicago Marist High School prevented team from making third consecutive trip to Illinois state tournament [top 16 teams]; Turner had game-high 13 points in contest) ... averaged 9.1 ppg. and team-high 3.3 apg., as a sophomore in 2006-07, helping MCHS to a 29-4 record and third-place finish in the state in Class AA (lost in state semifinals to eventual champion Fenwick, led by current Fighting Irish fifth-year senior forward

Devereaux Peters; came back to win third-place game in overtime) ... during freshman season (2005-06), averaged 7.6 ppg., with .435 3FG% (30-69), and was part of Marian Catholic squad that reached Class AA state quarterfinals before ending up with a 23-10 record ... played AAU ball for Illinois Wolverines 16U Black, where she was coached by Ron Newquist ... team advanced to "Sweet 16" of '08 AAU Junior Girls National Championship (formerly 16U Nationals) before losing to eventual champion ... two-time Illinois Basketball Coaches Association (IBCA) all-state selection (first team 2009; second team 2008) ... two-time *Times of Northwest Indiana* Illinois Player of the Year (2008 and 2009) ... three-time first-team all-area

selection by *Times of Northwest Indiana*, *Illinois Times* and *Daily Southtown* (2007, 2008 and 2009) ... three-time all-East Suburban Catholic Conference choice (2007, 2008 and 2009) ... Most Valuable Player of Maine West Tournament (2007) ... ranked 82nd in the country by *Blue Star Basketball* and *All-Star Girls Report*.

PERSONAL DATA: Born Sept. 5, 1990 ... daughter of Pat Autman and Danny Turner ... one of three Illinois natives on the 2011-12 Fighting Irish roster along with fifth-year senior forward Devereaux Peters and freshman guard Whitney Holloway ... collectively, they are three of the 13 Illinois residents to have suited up for Notre Dame, including 12 products of the Chicagoland area ... enrolled in Notre Dame's College of Arts and Letters, where she is a psychology major ... some other Notre Dame players who wore No. 15 include Renee Antolik, Carol Elliott and Dionne Smith (the most recent wearer in 1992-93).



TURNER'S CAREER STATISTICS

Season	GP-GS	Min-Avg.	FG-FGA	Pct.	3FG-3FGA	Pct.	FT-FTA	Pct.	Off	Def	Tot	Avg.	PF-DQ	A	T	B	S	Pts	Avg.
2009-10	21-0	128-6.1	15-36	.417	3-16	.188	6-10	.600	1	14	15	0.7	8-0	18	12	0	7	39	1.9
2010-11	39-0	617-15.8	31-103	.301	19-59	.322	24-29	.828	4	39	43	1.1	43-0	65	50	1	31	105	2.7
TOTALS	60-0	745-12.4	46-139	.331	22-75	.293	30-39	.769	5	53	58	1.0	51-0	83	62	1	38	144	2.4

TURNER IN THE BIG EAST CONFERENCE

Season	GP-GS	Min-Avg.	FG-FGA	Pct.	3FG-3FGA	Pct.	FT-FTA	Pct.	Off	Def	Tot	Avg.	PF-DQ	A	T	B	S	Pts	Avg.
2009-10	11-0	31-2.8	3-10	.300	0-4	.000	1-2	.500	0	5	5	0.5	2-0	4	2	0	1	7	0.6
2010-11	16-0	259-16.2	14-45	.311	9-23	.391	8-10	.800	2	18	20	1.3	21-0	20	29	1	11	45	2.8
TOTALS	27-0	290-10.7	17-55	.309	9-27	.333	9-12	.750	2	23	25	0.9	23-0	24	31	1	12	52	1.9



#5 MADISON CABLE

Hometown: Mt. Lebanon, Pa.

High School: Mt. Lebanon

Guard

5-11

Fr.-HS

OVERVIEW: Versatile wing player who can play either backcourt position or on the wing ... fundamentally-sound athlete who has a well-developed basketball IQ and picks up strategy and new concepts quickly ... has solid perimeter shooting eye and is creative off the dribble ... handles the ball well with either hand and is not afraid to attack the rim and get to the foul line ... also battles fearlessly against taller players in the paint as a rebounder and defender ... expected to bring added depth and options for the Fighting Irish in 2011-12 as she adapts to the college game and learns from the team's veteran leaders.

HIGH SCHOOL: Graduated from Mt. Lebanon High School in Mt. Lebanon, Pa., where she was coached by Dori Oldaker ... helped the Blue Devils to a combined record of 114-14 (.891) in her career ... career per-game statistical averages of 12.3 points, 6.1 rebounds and 3.4 steals, scoring 1,571 total points ... led Mt. Lebanon to three consecutive Pennsylvania Class AAAA state championships in 2009, 2010 and 2011 (with a combined record of 85-8 in those three seasons), following a berth in the Class AAAA title game during her freshman season (2007-08) ... in those three championship seasons, she had per-game averages of 14.8 points, 6.9 rebounds and 4.0 steals ... MLHS was the first girls' Class AAAA champion to win three consecutive titles since that classification was added in 1984 (and just the seventh in state history across all classifications) ... as a senior in 2010-11, led the Blue Devils to 25-6 record and their third consecutive state championship, as well as a No. 24 national ranking by MaxPreps (No. 1 in state) ... averaged 17.4 points, 6.8 rebounds and 2.9 steals per game,

while shooting 50 percent from the field (38 percent from three-point line) and 83 percent from foul line ... as a junior in 2009-10, helped Mt. Lebanon to 29-2 record, including season-ending 24-game winning streak, a No. 7 national ranking at season's end, according to MaxPreps (tops in state across all four classes) and second consecutive state championship, as well as a second Western Pennsylvania Interscholastic Athletic League (WPIAL) crown in a row ... averaged 15.0 ppg., 8.0 rpg., 5.0 spg., and 4.0 apg. ... nearly single-handedly led her team to the 2010 state title, scoring 30 points and adding nine rebounds, six steals, five assists and four blocks in a 70-43 championship game win over Archbishop Ryan ... as sophomore in 2008-09, helped team to a perfect 31-0 record, a No. 24 national ranking in the year-end MaxPreps poll (third in state and No. 1 in Class AAAA), the program's first state championship and WPIAL title while averaging 12.0 ppg., 6.0 rpg., 4.0 spg., and 3.0 apg. ... as freshman in 2007-08, was solid contributor on Class AAAA state runner-up squad that went 29-6 and was ranked 11th in the state; she averaged 6.0 ppg., 4.0 rpg., 2.0 spg. and 2.0 apg. ... MLHS also won four consecutive WPIAL Section 4 championships in Cable's career ... enjoyed considerable success on the AAU circuit, playing for the Western Pennsylvania Bruins and coach Kyrá Kaylor ... averaged 26.0 ppg., in 2009-10, following similar offensive performances in 2008-09 (22.0 ppg.) and 2007-08 (18.0 ppg.).

AWARDS/HONORS: *Parade* All-American (2011) ... Competed in FILA All-American Game (2011) ... Gatorade Pennsylvania High School Player of the Year (2011) ... Associated Press

Pennsylvania Class AAAA Player of the Year (2011) ... *Pittsburgh Post-Gazette* Player of the Year (2011) ... two-time *Pittsburgh Tribune-Review* Player of the Year (2010, 2011) ... two-time *Sporting News* preseason honorable mention All-American (2010, 2011) ... MaxPreps honorable mention All-American (2010) ... ESPN Rise Underclassman All-America Team (2010) ... two-time first-team all-state selection (2010, 2011) ... two-time ESPN/WTAE Female Basketball Player of the Year (2010, 2011) ... three-time first-team all-WPIAL pick (2009, 2010, 2011) ... three-time *Pittsburgh Post-Gazette* Fabulous Five selection (overall and south side in 2010 and 2011; south side in 2009) ... three-time first-team all-WPIAL Section 4 choice (2009, 2010, 2011) ... three-time Almanac Most Valuable Player (2009, 2010, 2011) ... first-team all-tournament team selection at 2009 Nike Tournament of Champions in Phoenix, Ariz. (appeared on cover of 2010 Nike Tournament of Champions media guide) ... ranked 52nd by ESPN Hoopgurlz ... ranked 68th by *Collegiate Girls Basketball Report* (16th among wings/small forwards) ... ranked 76th by *All-Star Girls Report* (14th among shooting guards) ... ranked 99th by Blue Star Basketball.

PERSONAL DATA: Born Dec. 17, 1992, in Pittsburgh, Pa. ... daughter of Suzie and Dale Cable ... has two older sisters, Kassie and Jourdan ... sixth Pennsylvania resident to join the Notre Dame women's basketball program, and the second in as many years following current sophomore guard and Erie, Pa., native Kayla McBride ... first Fighting Irish women's basketball player to come from the Pittsburgh metro area since two-time honorable mention All-America wing Charel Allen (Monessen/Monessen HS) from 2004-08 ... has two unique talents — can juggle while riding a wave skateboard, and has a scream that sounds like a siren ... currently enrolled in Notre Dame's unique First Year of Studies program ... only one other Fighting Irish player has ever worn No. 5 — sharpshooting guard Jeneka Joyce (2000-04).



#3 WHITNEY HOLLOWAY

Hometown: Plainfield, Ill.
High School: Montini Catholic

Guard

5-4

Fr.-HS

OVERVIEW: Prototypical point guard who makes up for her size with exceptional speed and athleticism ... has highly-developed sense of court awareness and does an excellent job of putting teammates in a position to score ... can also punish opponents if left open on the perimeter ... should thrive in Notre Dame's up-tempo offense and transition game ... quickness and bulldog determination on defense will make her a pest for opponents to deal with ... has skill set and mental make-up to confidently develop and patiently grow at the college level under the watchful eye of former Fighting Irish All-America point guard/current assistant coach Niele Ivey, as well as current All-America floor general Skylar Diggins.

HIGH SCHOOL: Graduated from Montini Catholic High School in Lombard, Ill., where she was coached by Jason Nichols ... four-year starter for the Broncos, helping them to a combined record of 125-14 (.899) during her tenure ... career per-game statistical averages of 11.8 points, 4.5 assists and 3.7 steals, with .640 field goal percentage and 2.82 assist/turnover ratio (631 assists/224 turnovers) while scoring 1,594 career points ... led Montini to the first two Illinois Class 3A state championships in school history in 2010 and 2011, following state third-place finish (semifinalist berth) in 2008 ... only the 12th school in Illinois girls' basketball history (across all classes) to win back-to-back titles since the tournament began in 1977 ... MCHS posted combined 69-3 (.958) record during those two championship seasons, with Holloway averaging 13.5

ppg., 4.9 apg., and 3.4 spg. in that two-year span ... team also won four consecutive Class 3A sectional titles (2008-11) and three supersectional crowns (2008, 2010, 2011), as well as four consecutive Suburban Christian Conference (SCC) championships (2008-11) during Holloway's career ... as a senior in 2010-11, led the Broncos to a sparkling 36-1 record and their second consecutive Illinois 3A title, finishing among the top 35 teams in the country according to national polls by MaxPreps and ESPN Rise ... averaged 14.2 ppg., 4.6 apg., and 4.1 spg. with .792 free throw percentage in second championship season, including game-high 19 points in 3A title game win over Hillcrest ... team recognized on 2011 MaxPreps Tour of Champions (honor given to 10 teams nationwide, including Des Moines (Iowa) East High School, led by fellow incoming Notre Dame freshman Markisha Wright) ... as a junior in 2009-10, helped Montini to a 33-2 record (best in school history) and 3A state championship ... averaged 13.0 ppg., 5.0 apg., and 3.0 spg. ... had 19 points in semifinal win over Springfield, and 12 points and seven assists in championship game win over Hillcrest ... as sophomore in 2008-09, helped team to a 28-5 record while averaging 12.0 ppg., 6.5 apg., and 5.0 spg. ... as freshman in 2007-08, helped team reach state semifinals with 28-6 record, averaging 8.0 ppg., 3.0 apg., and 3.0 spg. ... sparked on the AAU circuit, playing for Full Package/Midwest Elite and coach Ralph Gesualdo ... helped Midwest Elite to four titles during summer 2010 AAU season — U.S. Junior Nationals

(USJN) in Washington, D.C., USJN Mid-America Challenge (Champaign, Ill.), USJN Premier Invitational (Cincinnati, Ohio) and USJN Summer Final (Chicago) ... team also won Illinois under-17 AAU title and finished as runner-up at Nike Summer Showcase in Chicago.

AWARDS/HONORS: ESPN RISE Underclass All-America Team (2010) ... three-time all-state selection (2010 and 2011 - first team; 2009 - second team) ... finished sixth in 2011 Illinois Miss Basketball voting ... *Daily Herald* DuPage County All-Area Team Captain (2011) ... two-time *My Suburban Life* all-area Most Valuable Player (2010, 2011) ... four-time all-area pick by numerous Chicago-area media outlets (2008-11) ... two-time Suburban Christian Conference Player of the Year (2010, 2011) ... four-time first-team all-conference choice (2008-11) ... four-time academic all-league pick (2008-11) ... twice attended Nike Skills Academy (2009, 2010) ... named Most Outstanding Player of 2011 MidStateHoops.com All-Star Game (game-high 32 points) ... ranked 20th by *Collegiate Girls Basketball Report* (fourth among point guards) ... ranked 29th by *Blue Star Basketball* ... ranked 45th by *All-Star Girls Report* (15th among point guards).

PERSONAL DATA: Born July 13, 1993, in St. Louis, Mo. ... daughter of Carla and Chris Holloway ... has one brother, CJ ... the 13th player from state of Illinois to suit up for Notre Dame, and the 12th to come from the Chicagoland area, a list that includes current Fighting Irish fifth-year senior forward Devereaux Peters (Chicago/Fenwick HS) and junior guard Kaila Turner (Joliet/Marian Catholic HS) ... currently enrolled in Notre Dame's unique First Year of Studies program ... some other Fighting Irish players who have worn No. 3 include Ericka Haney, Kristin Knapp and Mollie Peirick.



#34 MARKISHA WRIGHT

Hometown: Des Moines, Iowa
High School: Des Moines East

Forward 6-2 Fr.-HS

OVERVIEW: Strong, athletic post player ... well-schooled in fundamentals and moves fluidly around the basket ... has nose for the glass and good understanding of positioning in the lane at both ends of the court ... brings an added level of physicality that will benefit the Fighting Irish in numerous ways ... has shown good promise during summer and preseason workouts ... with continued development under Fighting Irish associate coach Carol Owens, could become a regular presence in the team's rotation this season.

HIGH SCHOOL: Graduated from East High School in Des Moines, Iowa, where she was coached by Sam Powell ... helped East to combined record of 87-10 (.897) during her career ... career per-game statistical averages of 12.7 points and 7.4 rebounds with .533 field goal percentage ... scored 1,193 points and grabbed 697 rebounds as a prep standout ... helped pace the Scarletts to Iowa Class 4A state title in 2011 following state runner-up finish in 2010 ... East posted 71-4 (.947) record during her final three seasons, when she averaged 13.7 points and 8.2 rebounds per game ... team also won two regional titles (2010, 2011) and four Central Iowa Metropolitan League (CIML) Metro Conference championships (2008-11) ... as a senior in 2010-11, paced East to perfect 26-0 record and Iowa Class 4A championship (second in school history and first since 1979 during 6-on-6 player era) ... in final prep season, averaged 16.3 ppg. and 9.1 rpg., with .553 field goal percentage and .794 free throw percentage ... had balanced team-leading performance (16 points, eight rebounds, four steals) in 52-40 win over Iowa City West in 4A state

title game ... in final three games of state tournament, averaged 21.7 points, 10.3 rebounds and 2.0 blocks per game with .634 field goal percentage ... team was ranked 47th in final MaxPreps national rankings and was one of 10 schools in country to be recognized on MaxPreps' Tour of Champions (another was Montini Catholic High School in Lombard, Ill., a squad led by fellow Notre Dame incoming freshman Whitney Holloway) ... as a junior in 2009-10, helped East to a 25-1 record as team rolled to brink of state title before 38-35 loss to Linn-Mar in 4A championship game; finished season ranked fourth in the state ... averaged 12.8 ppg. and 8.5 rpg., while shooting .492 from the floor and .754 from the free throw line ... as sophomore in 2008-09, helped team to a 20-3 record while averaging 11.9 ppg. and 6.9 rpg. with .559 field goal percentage and .742 free throw percentage ... as freshman in 2007-08, contributed to team's 16-6 record, averaging 8.6 ppg. and 4.2 rpg. with .522 field goal percentage and .789 free throw percentage in 19 games ... found great success on the AAU circuit, playing for All Iowa Attack and coach Dickson Jensen ... program posted 120-10 (.923) record in her final three seasons ... averaged 12.0 ppg., 11.0 rpg., 3.0 bpg., in AAU play.

AWARDS/HONORS: *Sporting News* preseason honorable mention All-American (2010-11) ... three-time all-state selection by three different outlets (coaches, media and hybrid by *Des Moines Register*: first/second team - 2009 and 2010; consensus first team - 2011) ... captain of Iowa Class 4A All-Tournament Team and overall Most Valuable Player of the entire four-class

Iowa girls' basketball state championship (2011) ... four-time first-team all-metro pick (2008-11) ... four-time all-district choice (2008-11) ... three-time all-conference selection (2009, 2010, 2011) ... ranked 51st by *All-Star Girls Report* (eighth among centers) ... ranked 53rd by *Blue Star Basketball* ... ranked 77th by *Collegiate Girls Basketball Report* (12th among power forwards).

PERSONAL DATA: Born Sept. 19, 1993, in Pasadena, Calif. ... first name is pronounced marr-KEE-shuh ... daughter of Nichole and Mark Wright ... has two brothers, Joseph Martin and Mark Wright, Jr. ... third Iowa resident to join the Notre Dame women's basketball program, and the first in two decades since the Liebscher sisters — Sheila (1979-81) and Sara (1987-91) — from Davenport, Iowa, played for the Fighting Irish; Sara Liebscher currently is a director of regional development at Notre Dame ... earned high school nickname of "Mom" for her maternal instincts while looking out for her teammates ... first cousin in former eight-time Major League Baseball All-Star slugger Darryl Strawberry, who played for 16 seasons with the New York Mets, Los Angeles Dodgers, San Francisco Giants and New York Yankees, winning four World Series titles, two National League Silver Slugger awards and the 1983 National League Rookie of the Year award; he currently is a color analyst on SportsNet New York (SNY) broadcasts of New York Mets games ... second cousin is D.J. Strawberry, son of Darryl, and a standout basketball player at the University of Maryland from 2004-07 before being selected in the second round of the 2007 NBA Draft by the Phoenix Suns ... currently enrolled in Notre Dame's unique First Year of Studies program ... some other Fighting Irish players who have worn No. 34 include Crystal Erwin, Jane Politiski and Majenica Rupe.



NOTRE DAME FIGHTING IRISH

2011-12 WOMEN'S BASKETBALL

Led by Hall of Fame head coach Muffet McGraw, Notre Dame has proven that, without compromise, it is possible to achieve the highest degree of athletic and academic excellence. In her 24 seasons, the Fighting Irish have won more than 72 percent of their games, while also graduating all 64 players who have completed their eligibility with the program.



COACHING STAFF



MUFFET MCGRAW

25th Season • 556-211 (.725)
30th Season Overall • 644-252 (.719)

Saint Joseph's (Pa.) '77

"If we searched for an entire year. I don't think we would find anyone better suited for our program."

With those words, former Notre Dame athletics director **Gene Corrigan** announced the hiring of **Muffet McGraw** as the third head coach of the Fighting Irish women's basketball program on May 18, 1987. Corrigan may not have realized it at the time, but he also ushered in an era of unparalleled success in women's basketball at Notre Dame, brought to life on the shoulders of a 5-foot-6 dynamo who accepts nothing less than the very best from herself, her players and her program.

Ask anyone familiar with women's basketball about McGraw and her Notre Dame program and inevitably, you'll hear the same two words — consistency and excellence. And it's no wonder, when you consider what McGraw and the Fighting Irish have achieved in the past 24 seasons:

- The 2001 NCAA Championship, defeating Purdue in the title game, 68-66. McGraw is one of only eight active Division I coaches to guide her team to a national title.
- Two trips in the NCAA Division I national championship game, adding a berth in the 2011 final against Texas A&M. McGraw is one of just seven active Division I coaches (and 11 all-time) with multiple appearances in the NCAA national championship game — and one of only four active Division I coaches with multiple title-game berths AND a national championship to her credit.
- Three trips to the NCAA Women's Final Four (1997, 2001 and 2011). McGraw is one of just nine active Division I coaches to lead her team to three Women's Final Four appearances.
- Ranks 10th among active NCAA Division I coaches with 644 career wins (reaching the 600-win milestone on Jan. 19, 2010, at Louisville in her 839th game, at the time tying for 10th-fastest to 600 wins in Division I history), and 18th among active coaches with a .719 all-time winning percentage.
- Nine NCAA Sweet 16 trips, all in the past 15 seasons (1997-2011). The Fighting Irish are one of only 10 programs in the nation that can make that claim.
- 21 seasons with 20-or-more victories, including 17 in the past 18 years (1993-2011). Notre Dame also has posted eight 25-win seasons and three 30-win campaigns in the past 15 years (1997-2011). McGraw herself is tied for ninth in NCAA Division I history (eighth among active coaches) with 23 career 20-win seasons, the first two coming during her tenure at Lehigh (1982-87).
- 18 NCAA tournament appearances, including a current string of 16 consecutive NCAA

tournament berths (the sixth-longest active run of consecutive appearances and 10th-longest streak at any time in NCAA tournament history). During this current streak (1996-2011), Notre Dame has won at least one NCAA postseason game 14 times.

- 74 wins over ranked opponents, including 63 in the past 13 seasons alone (1998-2011). In addition, 23 of those wins have come against top-10 opponents, including five against top-five teams and three against No. 1-ranked squads.
- 216 appearances in the Associated Press Top 25 poll (including an active school-record streak of 77 consecutive weeks in the AP poll entering the 2011-12 season). McGraw is 12th among active Division I coaches and 22nd all-time in terms of AP poll appearances (through final 2010-11 poll). Notre Dame also has spent 103 weeks ranked among the top 10 teams in the nation, all in the past 13 seasons (1997-2011).
- 13 top-four finishes in the BIG EAST Conference during Notre Dame's first 16 years in that league (1995-96 through 2010-11). The Fighting Irish also won a share of the 2001 BIG EAST regular-season title.
- 15 consecutive top-20 recruiting classes, dating back to the incoming class of 1997 (and including the incoming class of 2011, ranked as high as No. 9 in the nation). Notre Dame is one of just three programs in the nation that owns an active streak of that length.
- Fourth on all-time coaching wins list at Notre Dame and one of only six coaches in the 125-year history of Fighting Irish athletics to win 500 games at Notre Dame, joining men's/women's fencers **Michael DeCicco** (774) and **Yves Aurioi** (525), men's tennis/wrestling coach **Tom Fallon** (579) and baseball's **Jake Kline** (558) and **Paul Mainieri** (533).
- Far and away the winningest basketball coach (men's or women's) in school history, with noted men's skipper (and current ESPN basketball analyst) **Digger Phelps** second on that list (393 wins).
- A perfect 100-percent graduation rate for all players entering the program since 1987 who have completed their athletic and academic eligibility at Notre Dame (a spotless 64-for-64 success rate). The Fighting Irish have posted a perfect 100-percent NCAA Graduation Success Rate (GSR) score in each of the past five years (2007-11), and they are one of only four programs in the country to combine a perfect GSR score with a trip to the NCAA Sweet 16 three times in the past four seasons (2008, 2010, 2011) — and one of four to pair a perfect GSR and a berth in the NCAA national championship game at some point during the past four years (2011).

Add it all up and you have the framework for a Hall of Fame career. And, on June 11, 2011, that's exactly what McGraw became, as she officially was the first Notre Dame representative to be inducted into the Women's Basketball Hall of Fame. She also is one of seven active Division I Hall of Fame coaches who were enshrined on the basis of their work on the sidelines.

Still, with all of those accomplishments in hand, McGraw has shown no signs of slowing down any time soon. In June 2008, the veteran head coach signed a contract extension that will keep her at the helm of the Fighting Irish through the 2014-15 campaign.

"For nearly 25 years, Muffet has led our program with integrity and passion, and, of course, to much success," said **Rev. John I. Jenkins, C.S.C.**, Notre Dame's president. "As we look forward to many more years together, I am confident that the excellence she has achieved on and off the court will continue."

McGraw led Notre Dame to the brink of history in 2010-11, as the Fighting Irish registered a 31-8 record and advanced to the NCAA national championship game for the second time while making their third trip to the NCAA Women's Final Four. Along the way to the title game, Notre Dame knocked off Tennessee and Connecticut in consecutive games, becoming the first school ever to pull off that feat, let alone to do it in the pressure-packed NCAA tournament.

What's more, Notre Dame was ranked among the top 20 teams in the country virtually throughout the season, peaking at No. 7 in the land, and extending the program's streak of consecutive Associated Press poll appearances to a school-record 77 weeks, dating back to the 2007-08 AP preseason poll. In addition, the Fighting Irish ended the year ranked among the top 11 teams in the nation in seven NCAA statistical categories — field goal percentage (4th - .480), scoring margin (7th - +20.8 ppg.), steals (7th - 12.7 spg.), assists (9th - 17.2 apg.), three-point field goal percentage defense (10th - .269), rebounding margin (10th - +8.2 rpg.) and scoring offense (11th - 77.0 ppg.).

As if that weren't enough, Notre Dame won the 2010 WBCA Classic and State Farm Holiday Hoops Classic titles, advanced to the BIG EAST Tournament championship game for the first time since 2001, and set no fewer than 10 single-season school records, including new marks for games played (39), total points (3,004), total rebounds (1,582), free throws made (667), free throws attempted (930), steals (495), opponent turnovers (864).

Furthermore, the Fighting Irish finished among the top five in the country in attendance for the second consecutive season, ranking fifth with a school-record average of 8,553 fans per game (surpassing the old mark of 8,377 set just one year earlier). Bolstered by a second consecutive year in which all season ticket packages (approximately 7,500) were sold out prior to opening night, the 2010-11 campaign marked Notre Dame's 11th consecutive top-16 attendance ranking, and the Fighting Irish had five sellout crowds last year (and five others within 500 fans of a sellout), giving them 11 full houses in the past two seasons alone.

"I'm immensely proud and grateful to continue representing the University of Notre Dame and this wonderful basketball program," McGraw said. "The support we have received from the University community and our administration, especially (athletics director) **Jack Swarbrick** and Father Jenkins, continually reminds me of why I consider my role as head coach at Notre Dame to be truly the greatest job I could ever ask for. This is such an exciting time for our program

— I know we're on the brink of even greater things in the future, and I'm incredibly motivated to get on the court with our team again in the fall."

Under McGraw's guidance, the past 16 seasons (1995-96 to 2010-11) have been the most successful in Notre Dame's history. Since joining the BIG EAST prior to that '95-96 season, the Fighting Irish have compiled an impressive 397-131 (.752) record, including a sparkling 201-63 (.761) regular-season mark in conference play, the second-best winning percentage in BIG EAST history.

Notre Dame also has averaged nearly 25 victories per year during its BIG EAST era, with three 30-win seasons and eight 25-win campaigns to its credit. The Fighting Irish have won at least one NCAA Tournament game 14 times in the past 16 years, advancing to the Sweet 16 nine times (1997, 1998, 2000, 2001, 2003, 2004, 2008, 2010, 2011), the Women's Final Four three times (1997, 2001 and 2011), the NCAA national championship game twice (2001 and 2011) and winning the 2001 NCAA title.

"At Notre Dame, we expect to play for national championships every year and this program has reached a point where we accept nothing less," McGraw commented. "We all have that one common goal in mind and, to see that collective energy and enthusiasm — from the players, coaches and fans — poured into achieving that goal has me convinced that we're just scratching the surface of what we can accomplish in the next few years."

To be sure, the night of April 1, 2001 is one McGraw and the Fighting Irish faithful will never forget. On that memorable Sunday evening in St. Louis, Notre Dame defeated Purdue 68-66 as McGraw's 14th Fighting Irish team won the school's first NCAA women's basketball championship. It was the second Final Four appearance in five years for McGraw's troops, who became the only NCAA champion to erase double-figure deficits in both of its Final Four contests. Having coached the Fighting Irish to their best ever regular-season record at 26-1 and a school-record 34 wins (the second 30-win campaign in school history), and having guided Notre Dame to its best record (34-2) and season winning percentage (.944), McGraw earned numerous national awards for her efforts. For the first time in her career, she won national coach-of-the-year honors from the WBCA, *Sports Illustrated for Women* and Associated Press, as well as the Atlanta Tipoff Club, which named her the Naismith Women's College Coach of the Year.

Ruth Riley joined McGraw for the latter two honors, earning AP and Naismith player-of-the-year laurels. Riley also was recognized as the nation's top student-athlete when she was named the CoSIDA Academic All-America® Team Member of the Year.

In addition, the New York Athletic Club honored McGraw with the 2001 Winged Foot Award, which is presented annually to the coach of the NCAA champion. She also was selected as the WBCA District I Coach of the Year and was voted the BIG EAST

Coach of the Year for the first time. The latter award gave McGraw a unique distinction — she has earned coach-of-the-year honors in all four conferences with which she has been associated during her head coaching tenure (the East Coast Conference, North Star Conference, Midwestern Collegiate Conference and BIG EAST).

McGraw has led the Fighting Irish to all 18 of their NCAA Tournament appearances, the first coming in 1992 and the second in 1994. Yet, Notre Dame's first NCAA Tournament win didn't come until after it joined the BIG EAST Conference in 1996 when, as the 12th seed in the Midwest region, the Fighting Irish stunned fifth-seeded and 15th-ranked Purdue, 73-60, in Lubbock, Texas. The success of that 1995-96 campaign and a 23-8 record earned McGraw national recognition as well, as she was named the WBCA District II Coach of the Year.

One season later, McGraw and the Fighting Irish made an even bigger national statement, going all the way to the Final Four. Notre Dame compiled a gaudy 31-7 record (at the time the most wins in school history) and the first 30-win season in the program's history. Also, for the first time ever, the Fighting Irish were ranked in both the Associated Press and ESPN/USA Today polls from the preseason until the end of the year. Notre Dame earned its first-ever top 10 ranking at the end of November and achieved all-time high finishes in both final polls, finishing fifth in the ESPN/USA Today rankings and 15th in the AP poll.

MUFFET MCGRAW'S COACHING HISTORY

Year	School	Record	Pct.	Honors
1982-83	Lehigh	14-9	.609	East Coast Conference Coach of the Year
1983-84	Lehigh	13-9	.591	
1984-85	Lehigh	20-8	.714	
1985-86	Lehigh	24-4	.857	
1986-87	Lehigh	17-11	.607	
5-year Lehigh total		88-41	.683	
1987-88	Notre Dame	20-8	.714	North Star Conference Coach of the Year
1988-89	Notre Dame	21-11	.656	MCC Regular Season/Tournament Champion, NWIT Tournament
1989-90	Notre Dame	23-6	.793	MCC Regular Season/Tournament Champion
1990-91	Notre Dame	23-9	.719	MCC Regular Season/Tournament Champion, NWIT Tournament, MCC Coach of the Year
1991-92	Notre Dame	14-17	.451	MCC Tournament Champion, NCAA First Round
1992-93	Notre Dame	15-12	.556	
1993-94	Notre Dame	22-7	.786	MCC Regular Season/Tournament Champion, NCAA First Round
1994-95	Notre Dame	21-10	.677	MCC Regular Season Champion, NWIT Tournament
1995-96	Notre Dame	23-8	.742	NCAA Second Round, WBCA District II Coach of the Year
1996-97	Notre Dame	31-7	.816	NCAA Final Four (National Semifinalist) , East Regional Champion
1997-98	Notre Dame	22-10	.688	NCAA Sweet 16
1998-99	Notre Dame	26-5	.839	NCAA Second Round
1999-2000	Notre Dame	27-5	.844	NCAA Sweet 16
2000-01	Notre Dame	34-2	.945	NCAA NATIONAL CHAMPION , Midwest Regional Champion, BIG EAST Regular-Season Co-Champion, Naismith Coach of the Year, Associated Press Coach of the Year, WBCA National Coach of the Year, WBCA District I Coach of the Year, BIG EAST Coach of the Year
2001-02	Notre Dame	20-10	.667	NCAA Second Round
2002-03	Notre Dame	21-11	.656	NCAA Sweet 16
2003-04	Notre Dame	21-11	.656	NCAA Sweet 16
2004-05	Notre Dame	27-6	.818	NCAA Second Round
2005-06	Notre Dame	18-12	.600	NCAA First Round
2006-07	Notre Dame	20-12	.625	NCAA Second Round
2007-08	Notre Dame	25-9	.735	NCAA Sweet 16
2008-09	Notre Dame	22-9	.710	NCAA First Round
2009-10	Notre Dame	29-6	.829	NCAA Sweet 16
2010-11	Notre Dame	31-8	.795	NCAA Final Four (National Finalist) , Dayton Regional Champion
24-year Notre Dame total		556-211	.725	18 NCAA Tournaments, 9 NCAA Sweet 16s, 3 NCAA Final Fours, 2 NCAA Finals, 1 NCAA Title
29-year career total		644-252	.719	10th among active D-I coaches for total wins, 18th for winning percentage, eighth for 20-win seasons

THE MCGRAW FILE

PERSONAL

Birthday	December 5, 1955
Hometown	West Chester, Pa.
Family	Husband, Matt Son, Murphy (21)

EDUCATION

High School	Bishop Shanahan High School
College	Saint Joseph's University (Pa.) B.S. in sociology, 1977

PLAYING EXPERIENCE

Saint Joseph's University (Pa.).....	1973-77
California Dreams (WBL).....	1979

COACHING EXPERIENCE

Head Coach	1977-79
Archbishop Carroll High School (Radnor, Pa.)	
Assistant Coach	1980-82
Saint Joseph's University (Pa.)	
Head Coach	1982-87
Lehigh University	
Head Coach	1987-present
University of Notre Dame	

COACHING HONORS

Women's Basketball Hall of Fame.....	2011
National Coach of the Year.....	2001
Naismith, Associated Press, WBCA, Sports Illustrated for Women	
WBCA District Coach of the Year	
District II.....	1996
District I.....	2001
Conference Coach of the Year	
East Coast Conference.....	1983
North Star Conference.....	1988
Midwestern Collegiate Conference.....	1991
BIG EAST Conference.....	2001
N.Y. Athletic Club Winged Foot Award.....	2001
Gold Medalist, U.S. Olympic Festival (Assistant Coach, South Team)	1993
Philadelphia Big Five Hall of Fame.....	1990
Saint Joseph's Athletics Hall of Fame.....	2002
Saint Joseph's WBB Hall of Fame.....	1986
WBCA Carol Eckman Award.....	2009
Notre Dame Honorary Alumna.....	1997
(presented by ND Monogram Club)	

COACHING HIGHLIGHTS

NCAA National Championships.....	1 (2001)
NCAA National Championship Games.....	2 (2001, 2011)
NCAA Final Four berths.....	3 (1997, 2001, 2011)
NCAA Sweet 16 appearances.....	9 (1997, 1998, 2000, 2001, 2003, 2004, 2008, 2010, 2011)
NCAA Tournament bids 18 (1992, 1994, 1996-2011)	
NIT Tournament bids.....	3 (1989, 1991, 1995)

PROFESSIONAL AFFILIATIONS (* - current)

*Women's Basketball Coaches Association	
*NCAA Division I Women's Basketball Issues Committee (chair)	
WBCA Board of Directors (Division I Legislative Chair)	
WBCA Special Committee on Recruiting & Access	
U.S. Commission for Opportunity in Athletics	
USA Basketball Women's Collegiate Committee	

McGraw and the Fighting Irish got to the 1997 NCAA Final Four the hard way, beating three consecutive ranked opponents on the road. In its NCAA first-round game in Austin, Texas, Notre Dame cruised to a 93-62 victory over Memphis. Its second round contest matched the Irish up with Texas. Undaunted by the hostile Longhorn crowd, Notre Dame pulled off an 86-83 upset of its 14th-ranked hosts.

Making their first-ever Sweet 16 appearance, the Fighting Irish erased a nine-point halftime deficit and went on to defeat eighth-ranked Alabama, 87-71 in Columbia, S.C. Notre Dame then claimed the East Regional championship and booked its first trip to the Final Four with a 62-52 win over No. 22 George Washington. An 80-66 loss to eventual national champion Tennessee couldn't dampen what remains a defining season in the program's history.

• • •

The 1997-98 campaign was expected to be a transition year as the Fighting Irish lost four starters from that first Final Four team. However, it turned out to be perhaps the best coaching effort of McGraw's career, punctuated by one of the most stunning upsets of the 1998 NCAA Tournament when Notre Dame beat sixth-ranked and top-seeded Texas Tech in the second round of the Midwest Regional before a stunned Lady Raider crowd at Lubbock Municipal Coliseum. That win propelled McGraw's team into the Sweet 16 for the second year in a row, resulted in a final ranking of 17th in the ESPN/USA Today poll and made McGraw a finalist for the Naismith Coach of the Year award.

During the 1998-99 season, McGraw's charges posted an impressive 26-5 mark and spent a (then) school-record 16 consecutive weeks ranked in the top 10. Notre Dame was undefeated (8-0) against non-conference opponents, registering wins at home against UCLA (99-82) and Duke (84-57), both of whom were ranked sixth at tipoff.

The accomplishments of the Notre Dame program in '98-'99 made McGraw a finalist for the Naismith Award for the second consecutive season. In addition, Riley became the first player to earn first-team AP All-America honors. Riley also was a first team CoSIDA Academic All-America® honoree, the fourth player in the history of the program to earn Academic All-America® accolades.

The 1999-2000 campaign continued Notre Dame's rise up the national ladder, as the Fighting Irish duplicated their record-setting accomplishment of the 1998-99 campaign, finishing with, at the time, the best winning percentage in school history (.844) en route to a 27-5 campaign and return to the NCAA Sweet 16. Notre Dame spent all but two weeks in the top 10 of the AP poll and held down the No. 5 ranking (then an all-time high) for seven of the 18 weeks.

That would all set the stage for the memorable events of 2000-01 and Notre Dame's ascension into the ranks of college basketball's elite programs.

• • •

To understand the competitive fire that has fueled much of McGraw's success, you have to go back to her playing days. A four-year starter at Saint Joseph's University in Philadelphia, Pa., she captained the 1976-77 Hawk team that finished 23-5 and was ranked third nationally. In four seasons at SJU, McGraw helped her team compile a 59-12 mark, while participating in the regional Eastern Association for Intercollegiate Athletics for Women (EIAIW) tournament once and the national AIAW tourney once.

She received her bachelor's degree in sociology from SJU in 1977. Following graduation, she coached for two seasons at Philadelphia's Archbishop Carroll High School where she guided her teams to a 50-3

record, including a 28-0 mark during her second year. In that '78-79 season, she led her squad to the Catholic League title and was named coach of the year for the Philadelphia Catholic League.

McGraw then played point guard for one year with the California Dreams in the Women's Professional Basketball League (WBL). She returned to her alma mater in 1980, serving as an assistant coach for two seasons under **Jim Foster**.

In 1982, McGraw was named head coach at Lehigh University, leading that school to unprecedented success. Her teams were 88-41 (.683) during her five-year tenure. She was named East Coast Conference Coach of the Year following her first season with the Engineers in 1982-83. Her '84-85 and '85-86 teams posted back-to-back 20-win seasons, finishing 20-8 and 24-4, respectively. The latter squad won the most games in women's basketball history at the school, while claiming both the ECC regular-season and tournament titles.

• • •

In her first season at Notre Dame (1987-88), McGraw took a team which finished 12-15 the previous year and guided that squad to a 20-8 mark, including the program's first-ever win over a ranked opponent (78-66 at No. 17 Duke) as she was named North Star Conference Coach of the Year.

The following year, McGraw and the Fighting Irish moved into the Midwestern Collegiate Conference (MCC) — now known as the Horizon League — and set about establishing a standard of excellence in that conference that has never been duplicated.

In seven years as a member of the MCC, Notre Dame won five regular season and tournament championships, including four consecutive tournament crowns from 1989-92. McGraw's teams never finished lower than second in the regular season standings and advanced to the semifinals of the conference tournament all but once. Notre Dame wound up compiling an 87-15 (.853) record in MCC regular-season games and was 13-2 (.867) in tournament play.

While her teams' successes in the MCC were impressive, McGraw and the Fighting Irish had their sights set on bigger goals. The first of those aims was achieved on Dec. 28, 1990, when Notre Dame announced its presence on the national basketball scene with a historic 71-66 win over No. 11 Louisiana Tech in the first round of the Hawk Classic in McGraw's hometown of Philadelphia. The next evening, the Fighting Irish upended McGraw's alma mater, Saint Joseph's (Pa.), 72-53, in the championship game, causing Hall of Fame sportswriter **Mel Greenberg** to note in the *Philadelphia Inquirer* the following day, "They were the kind of wins that get a team noticed on the national level."

Those words proved prophetic only days later when, on Dec. 31, 1990, the Fighting Irish women's basketball program earned the school's first national ranking. Notre Dame entered the Associated Press poll at No. 25 and remained in both the AP and USA Today polls for the next nine weeks, climbing as high as 19th in the AP and 18th in the USA Today poll.

The next important step in the growth of Notre Dame women's basketball under McGraw's tutelage came in 1992, when the Fighting Irish, despite a 14-17 mark (the only losing season McGraw has experienced during her 29-year head coaching tenure), rallied to win the MCC Tournament with a 59-54 upset of top-seeded Xavier in the championship finale. The win earned Notre Dame its first-ever berth in the coveted NCAA Tournament field via the league's automatic bid.

Two years later, the Fighting Irish was back in the NCAA Tournament, once again earning the MCC's

automatic bid. This time, Notre Dame garnered additional respect from the NCAA Selection Committee, picking up a home game in the first round against Minnesota. However, the plucky Gophers pulled out a tough 81-76 decision at the Joyce Center, abruptly ending the season for the Fighting Irish. Still, the lessons McGraw and her charges learned in those first two NCAA Tournament appearances would prove invaluable — since that time, Notre Dame has won at least once in all but two of the 16 NCAA Tournaments it has played in (1996-2011), posting a 32-17 (.653) record in NCAA postseason play that ranks among the top 15 in NCAA Tournament history.

♦ ♦ ♦

Throughout her storied coaching career, success for McGraw has meant developing great players. Riley, the 2001 BIG EAST Player of the Year, became the third Notre Dame player to earn AP All-America honors when she was named in '99 to the third team. Riley, who was a unanimous first-team all-BIG EAST selection in 2000 and was the '99 BIG EAST Defensive Player of the Year, also earned WBCA honorable mention All-America honors. She also was a member of the '99 U.S. World University Games team and proudly represented her country as a member of the gold medal-winning 2004 U.S. Olympic Team.

Besides Riley, two players whose names are forever linked to elevating the Notre Dame program to national prominence are '97 graduates **Beth Morgan** and **Katryna Gaither**. The two-time Kodak (now State Farm Coaches') and AP honorable mention All-Americans both scored more than 2,000 points during their careers, becoming the first two players from the same team in NCAA history (male or female) to reach that milestone. They rank one-two, respectively, on the Fighting Irish career scoring list, while Gaither also stands as the school's second all-time leading rebounder behind Riley. Both players went on to careers at the professional level with the American Basketball League (ABL) and the Women's National Basketball Association (WNBA).

The trio of Riley, Morgan and Gaither highlight an impressive list of 13 Fighting Irish players who have garnered All-America honors during McGraw's career. That list includes three players who will return in 2011-12 — guards **Skylar Diggins** and **Natalie Novosel**, and forward **Devereaux Peters**. McGraw also has worked with seven players who have been selected for USA Basketball National Teams, with those players going on to win a total of 12 medals (highlighted by Riley's gold with the '04 U.S. Olympic Team and the trio of golds collected by Diggins, Novosel and Peters as members of the '11 USA World University Games Team). In addition, McGraw has coached 24 players who have earned all-conference recognition a total of 51 times, including 18 first-team picks who have been chosen a total of 30 times, and has helped shape several other national award winners, namely two Frances Pomeroy Naismith award recipients (**Niele Ivey** in 2001, **Megan Duffy** in 2006) and 2002 United States Basketball Writers Association (USBWA) National Freshman of the Year **Jacqueline Batteast**.

♦ ♦ ♦

Another sign of McGraw's success has been her ability to prepare her players for the next level. No less than 22 Notre Dame cagers have gone on to play professionally (domestically or overseas), including nine who either have been drafted or signed as free agents with WNBA teams.

The past decade has seen the greatest influx of Fighting Irish talent into the WNBA, with seven Notre Dame players having been selected in the league's annual draft since 2001. Four of those

players — Riley, Ivey, **Kelley Siemon** and **Erica Haney** — were starters on the '01 Irish NCAA championship team, and five of the recent Irish WNBA draftees (Riley, Ivey, Batteast, Duffy and **Charel Allen**) earned All-America status during their careers at Notre Dame.

Perhaps no former Fighting Irish player has achieved greater success at the professional level than Riley. Less than a month after being named the 2001 NCAA Final Four Most Outstanding Player, Riley was taken with the fifth overall pick in the WNBA Draft by the Miami Sol, where she spent her first two pro seasons. When the Sol folded in 2003, she was the No. 1 overall pick in the WNBA dispersal draft by the Detroit Shock, quickly becoming a crowd favorite in the Motor City.

With Riley in the starting lineup, Detroit rolled to the league title with a storybook "worst-to-first" finish in '03, and Riley herself was named the WNBA Finals MVP, becoming the only player in women's basketball history to earn Finals MVP honors at both the NCAA and WNBA levels. She also is one of only six players in women's basketball lore to earn championships in NCAA, WNBA and Olympic competition. Riley came back to earn a second WNBA title with Detroit in 2006, before being traded to the San Antonio Silver Stars in 2007. Since arriving in the Alamo City, Riley has helped the Silver Stars to five consecutive playoff appearances, including the franchise's first trip to the WNBA Finals in 2008.

Ivey was another important cog in the 2001 national championship machine for Notre Dame, and she translated that into an extensive playing career on the professional circuit. A second-round pick of the Indiana Fever in the '01 WNBA Draft, Ivey spent four seasons with the club, helping pilot the Fever to their first-ever playoff berth in 2002. She also spent time as a free-agent signing with the Detroit Shock and Phoenix Mercury in 2005 before retiring to begin her coaching career, which has led her back to her alma mater, where she is in her fifth season working with the next generation of Notre Dame point guards.

In three of the past six years, the Fighting Irish have had three more All-Americans selected in the WNBA Draft. Batteast was a second-round pick (17th overall) by the Minnesota Lynx in 2005 before being traded to Detroit for the 2006 campaign and winning a WNBA title alongside Riley. A year later, the Lynx once again dipped into the Notre Dame talent pool, choosing Duffy in the third round (31st overall pick), with Duffy spending two years with the Lynx before signing with the New York Liberty as a free agent in 2008 and helping that team make the WNBA Eastern Conference finals.

Most recently, Allen took her game to the next level, as the high-scoring guard was chosen in the third round (43rd overall pick) of the 2008 WNBA Draft by the Sacramento Monarchs. She went on to contribute to the Monarchs' run to the WNBA's Western Conference playoffs, where they fell in three hard-fought games to Riley's San Antonio club.

♦ ♦ ♦

McGraw's teams also have been stellar in the classroom. Since she arrived at Notre Dame in 1987, every women's basketball player who completed her athletic and academic eligibility at the University has graduated (a perfect 64-for-64 success rate). Additionally, two Irish players — Riley and Duffy — have been named CoSIDA first-team Academic All-Americans® with Riley twice earning that honor and going on to be named to the 2001 Academic All-America Team Member of the Year (for all sports, besting such notables as Duke men's basketball player **Shane Battier** [now with the NBA's Houston

RECORD BREAKDOWN

Overall	644-252 (.719)
Record at Notre Dame	556-211 (.725)
Conference	295-81 (.785)
BIG EAST	201-63 (.761)
Midwestern Collegiate	87-15 (.853)
North Star	7-3 (.700)
Non-Conference	261-130 (.668)
Home	275-55 (.833)
Road	207-118 (.637)
Neutral	74-38 (.661)

MOST CAREER WINS AT NOTRE DAME (MEN'S/WOMEN'S BASKETBALL)

Muffet McGraw (1987-present)	556
Digger Phelps (1971-91)	393
George Keogan (1923-43)	327
Mike Brey (2000-present)	238
John Jordan (1951-64)	199

BEST WINNING PERCENTAGE AT NOTRE DAME (MEN'S/WOMEN'S BASKETBALL - min. 5 yrs.)

Bertram G. Maris (1907-12)794 (78-20)
George Keogan (1923-43)771 (327-97-1)
Muffet McGraw (1987-present)725 (556-211)
Jesse C. Harper (1913-18)686 (44-20)
Moose Krause (1944, 1946-51)671 (98-48)

McGraw's MILESTONE WINS AT NOTRE DAME

No. 1	Nov. 28, 1987 (67-61 at Loyola (Ill.))
No. 100	March 13, 1992 (85-44 vs. Detroit)
No. 116*	March 6, 1993 (74-62 vs. Evansville)
No. 200	Jan. 29, 1997 (72-71 at Miami (Fla.))
No. 300	Dec. 31, 2000 (80-40 vs. Rice)
No. 394**	Dec. 19, 2004 (50-47 at Marquette)
No. 400	Jan. 23, 2005 (63-47 vs. Rutgers)
No. 500	Nov. 26, 2009 (84-79 vs. San Diego State)
No. 512***	Jan. 19, 2010 (78-60 at Louisville)
* - took over career WBB wins record at Notre Dame	
** - passed Digger Phelps as winningest ND basketball coach	
*** - 60th overall victory (512th at Notre Dame)	

COACHING ACCOMPLISHMENTS

- One U.S. Olympic gold medalist
- Seven USA Basketball National Team players (won total of 12 medals, including seven golds)
- 13 All-Americans
- Two CoSIDA Academic All-America® selections
- One National Player of the Year
- One National Freshman of the Year
- Three Conference Players of the Year
- 24 All-Conference players (total of 51 selections), including 18 first-team picks (total of 30 selections)
- Three Conference Rookies of the Year
- 21 Conference All-Freshman/Rookie Team choices
- 21 Conference Player of the Week winners (total of 55 selections)
- 14 BIG EAST Freshman/Rookie of the Week picks (total of 32 selections)
- Developed 22 players who have been taken in WNBA Draft, or who have signed professional contracts as free agents domestically or overseas
- Trained 13 former players/assistants who are currently coaching at the college or high school level (including five NCAA Division I head coaches)

THE MCGRAW COACHING TREE

Former players/assistants and their current roles in basketball

Ashley Barlow	Assistant Coach, IU/PUI
Three-time all-BIG EAST choice at ND (2006-10); Member of 2008 and 2010 NCAA Sweet 16 teams	
Jacqueline Batteast	Assistant Coach, South Bend Washington High School
Two-time All-American at ND (2001-05); Member of 2003 and 2004 NCAA Sweet 16 teams	
Sandy Botham	Head Coach, Wisconsin-Milwaukee
First-team all-North Star pick at ND (1987-88); Assistant Coach at ND (1991-95)	
Beth (Morgan) Cunningham	Head Coach, Virginia Commonwealth
Notre Dame's all-time leading scorer and a two-time All-American (1996-97)	
Megan Duffy	Assistant Coach, St. John's
Three-time all-BIG EAST pick at ND (2002-06); Member of 2003 and 2004 NCAA Sweet 16 teams	
Bill Fennelly	Head Coach, Iowa State
Assistant Coach at Notre Dame (1987-88)	
Ericka Haney	Head Coach, Pine Crest School (Fla.)
Starter in 2001 NCAA Championship team; 2002 team captain	
Niele Ivey	Assistant Coach, Notre Dame
Third-team All-American/starter on 2001 NCAA Championship team; Assistant Coach at ND since 2007	
Kevin McGuff	Head Coach, Washington
Assistant Coach at Notre Dame (1996-2002); Member of 2001 NCAA Championship team staff	
Carol Owens	Associate Coach, Notre Dame
On staff at Notre Dame (1995-2005; 2010-present); Member of 2001 NCAA Championship team staff	
Lindsay Schrader	Assistant Coach, Longwood
2010 honorable mention All-American at ND (2005-10); Member of 2008 and 2010 NCAA Sweet 16 teams	
Coqueese Washington	Head Coach, Penn State
Co-captain on two of McGraw's teams (1991-93); Assistant/Associate Coach at Notre Dame (1999-2007)	
Erica Williamson	Director of Operations, Loyola (Md.)
Played in 130 games during ND career (2006-10); Member of 2008 and 2010 NCAA Sweet 16 teams	

Rockets] and Purdue football player **Drew Brees** (now with the NFL's New Orleans Saints), in addition to earning the NCAA Top VIII Award and an NCAA postgraduate scholarship.

...

McGraw's knack for developing talent also extends to the coaching ranks. No less than 13 of her former players and/or assistant coaches currently are serving as coaches at either the high school or college level. In addition, five of her former pupils are presently NCAA Division I head coaches: **Sandy Botham**, a 1988 Notre Dame graduate who is at Wisconsin-Milwaukee; **Beth (Morgan) Cunningham**, the leading scorer in Irish history from 1993-97 and now the skipper at Virginia Commonwealth; **Bill Fennelly**, another former aide who is piloting Iowa State; **Kevin McGuff**, a Notre Dame assistant for six seasons who now is the head coach at Washington, and **Coqueese Washington**, a 1991 Notre Dame graduate and

eight-year veteran on McGraw's staff who now is in charge at Penn State. McGuff, Washington, and current Fighting Irish associate coach **Carol Owens** comprised McGraw's assistant coaching staff on Notre Dame's 2001 NCAA national championship squad, while McGuff and Owens also were on McGraw's staff for Notre Dame's run to the 1997 NCAA Final Four.

...

On a national level, McGraw has been widely regarded as a champion for student-athletes. In June 2002, she accepted an invitation from U.S. Secretary of Education **Rod Paige** to join the Commission on Opportunity in Athletics. Created 30 years after the passage of the Title IX anti-discrimination law, the 15-member panel examined ways to strengthen enforcement and expand opportunities to ensure fairness for all college athletes. McGraw was the only women's basketball coach on the Commission,

which also included former WNBA great **Cynthia Cooper-Dyke**, former U.S. National Soccer Team captain **Julie Foudy** and two-time Olympic gold medalist **Donna DeVaron**.

In the summer of 2004, McGraw served with the WBCA's Special Committee on Recruiting and Access, which helped create numerous proposals to the NCAA that clarified and strengthened national recruiting guidelines. McGraw's work on that committee led to her selection in 2005 as a member of the WBCA's Board of Directors, serving as the Division I Legislative Chair for that body through June 2011. Her efforts to preserve and improve the status of college athletics were recognized by the WBCA in 2009, when she was chosen to receive the prestigious Carol Eckman Award, which goes annually to an active WBCA coach who exemplifies Eckman's spirit, integrity and character through sportsmanship, commitment to the student-athlete, honesty, ethical behavior, courage and dedication to purpose.

In the summer of 2011, McGraw took on her latest challenge, stepping in as chair of the NCAA Division I Women's Basketball Issues Committee. In that role, McGraw oversees a group that ensures that appropriate oversight of women's basketball is maintained. The committee also places a special emphasis on recruiting activities, development and public perception, and makes recommendations on policy issues unrelated to legislative and playing rule changes.

...

On top of her tireless work at Notre Dame, McGraw often is in demand as a featured speaker at various camps, luncheons and other fundraisers around the country. For several years, she has been a co-chair for the annual "Run, Jane, Run" golf tournament in South Bend, which benefits local chapters of the YWCA. McGraw also has been at the forefront of numerous charitable events in the South Bend area, from book drives for area school children and donations to local food pantries, to silent auctions and receptions that benefit cancer charities.

In addition, McGraw had her first book published in 2003, teaming with Bradley University professor **Paul Gullifer** to pen *Coaching Success: Muffet McGraw's Formula for Winning — In Sports and In Life*.

Besides basketball, she has cultivated a passion for golf, sporting a 15-handicap. In fact, one of her favorite moments off the hardwood came just two months after winning the 2001 national championship, when she stepped to the fourth tee at Notre Dame's Warren Golf Course and promptly drained her first hole-in-one.

Born Dec. 5, 1955, in Pottsville, Pa., and raised in nearby West Chester, McGraw remains one of the predominant women's basketball figures ever to come from the Philadelphia metro area. In 1986, she was inducted into the Saint Joseph's University Women's Basketball Hall of Fame, followed by her enshrinement into the Philadelphia Big Five Women's Hall of Fame in 1989. In November 2002, McGraw's alma mater came calling once again, inducting her into the SJU Athletics Hall of Fame.

McGraw's accomplishments also have not been overlooked by her current employer. In 1997, she was named an honorary alumna by the Notre Dame Alumni Association and received an honorary monogram from the Notre Dame Monogram Club.

McGraw is devoted to maintaining a strong family as well. She and her husband, **Matt**, celebrated their 34th wedding anniversary in 2011, and they have a 21-year-old son, **Murphy**, who is a senior at Indiana University. The McGraws live in Granger, Ind.



Head coach Muffet McGraw, her husband Matt, and son Murphy.

On last year's run to the NCAA national championship game ...

"It was a spectacular season. I thought that, individually, this was the first time I have had a team where every single player got better statistically from the year before. There was major improvement, both individually and as a team, and it was really difficult to pick an MVP. Every single person we had on our team, we needed. The top eight that we played were all instrumental. I think everybody had the chance to contribute and really took advantage of it. Our team chemistry was fantastic and there was no selfishness. Everyone just wanted to win and they really didn't care about individual achievement. It was a really fun team to coach. I have never had a team as competitive and as hard-working as that team. We have really raised the bar. It's going to be difficult to do that again and I know our expectation are so high now that I hope we can reach them."

On the sense of "unfinished business" with this year's Fighting Irish ...

"I sense it in the coaching staff and the four returning starters. I think that ("unfinished business") is the theme. The challenge is to get the rest of the group onto that same page. That's going to be a big challenge because when you come in as a freshman and you have that kind of success, I don't think you understand how hard it was to get there (to the NCAA Women's Final Four and national championship game). That's what the seniors and the juniors know. It took us a long time to get there, so they are prepared to continue to work at that level. But, I'm not sure the underclassmen have a complete understanding of the challenge ahead of them."

On how her coaching style has developed through the years ...

"I think that it is important for me to develop our staff and help them become head coaches, and one of the best ways you can do that by getting out and talking with the different people who have different philosophies. You have to create your own philosophy and the only way you are going to do that is to be open to what other people are doing. That's why (associate head coach) Jonathan (Tsipis) has spent the past two offseasons visiting with (former Villanova men's basketball coach and 1985 NCAA champion) Rollie Massimino (now at Northwood University in Florida), and (assistant coach) Niele Ivey (has spent time watching men's coaches like Tom Izzo (Michigan State), Jamie Dixon (Pittsburgh) and Brad Stevens (Butler)).

"I like watching how other coaches work. It doesn't really matter what sport — it's really interesting to look at the dynamics and the attitude and just how they treat their team, how they treat their staff and how they coach their teams. All of the leadership and the motivation are the same no matter what sport you are in."

On the chemistry of her coaching staff ...

"Chemistry is important in every area of the game and that trickles down to the team. The players all see how well we get along and I think that helps them. They know that there is no confusion. You can't run to Mom to complain about Dad. I think that we are a really united group. We like to spend time together on and off the court. Our meetings are fun we enjoy being together and we work extremely hard. We just fit well together."

"We all have different strengths and everyone is able to fully utilize what his or her strengths are. They (the other coaches) are extremely talented and I like to give them freedom. They work well on their own with their particular position groups when they are in the gym. I also think they are good enough to be head coaches one day, and I try to give them the challenges they will see as a head coach. They have a chance to really use their skill sets."

"When you have people as talented as I have on my staff, I think that's the way to go because they really have accomplished a lot. We are a very veteran group, we are very experienced and everyone on the staff has a sense of urgency. They are incredibly organized and just do their job extremely well."

On her scheduling philosophy ...

"We wanted to challenge the team, with the thinking that we had a veteran team coming back. If you want to play at the highest level, you have to play the good teams. You have to find out where you are and we are doing that early. We are playing really good teams early and we are going to find out by Dec. 1 what kind of team we are, and by Jan. 1, we are going to have a really good idea of where we think we are."

"That's the key for us. We could line the schedule with teams we could beat and have a really nice record, or we can go out and challenge ourselves with some games on the road and play some of the top five teams in the nation. That is what we want to do because we want to prepare ourselves for the NCAA Tournament. First, we want to prepare ourselves for the BIG EAST, which is going to be incredibly challenging, and that is what our preseason is set up to do. Then the BIG EAST (schedule) will prepare us for the NCAA Tournament."

On entering her 25th season as the head coach at Notre Dame ...

"From my first day on campus, I felt like this was home. I love what Notre Dame stands for and I love what they teach, and I have always wanted to be part of a program that was bigger than basketball and to be at a university that has the respect and the academic excellence and the striving for excellence in everything they do. I am so proud to be a part of it."

"When I look at the 25 years that I have been here, I think I have been so blessed to have so many players that I still keep in contact with and that still come back. I look back and I think that I must be the luckiest person in the world to be doing a job that I love at a place that I love and continuing to be able to look back and appreciate the people — whether they be players, assistant coaches or support staff — that have helped me along the way."

"To be in Knoxville at the Hall of Fame (for her induction in June 2011) and having so many people there to share it with me is what made it so special. It is not something that you look at as an individual award, but something that's a product of so many people. It's all about teamwork, starting with [my husband] Matt. I could not have done anything I do without him, and he has really made it possible for me to give 100 percent of my efforts to Notre Dame."

"This has been an amazing experience and I don't think I could have ever dreamed that it could be as fulfilling and great as it has been. I still pinch myself sometimes, when I'm out walking across campus near the Golden Dome, I hear the band playing and I just think — I am living a dream."

"Muffet McGraw has a great winning attitude and has a complete understanding of how to communicate her concepts to her players. She is absolutely a brilliant tactician and does everything with class. She represents the Fighting Irish and the Golden Dome in a very special way."

— Dick Vitale

ESPN college basketball analyst

2008 Naismith Basketball Hall of Fame inductee

"I have been fortunate enough to watch Muffet work up close for the past decade and have been simply amazed. She is an educator and the kind of person you would want your daughter to play for."

— Mike Brey

Notre Dame men's basketball head coach

"My four years at Notre Dame were indeed life-shaping. From heart-breaking losses to the ultimate level of success, I learned how to handle pressure, what it takes to be a leader and how to balance my faith, family, academics and basketball. I will forever be grateful to Coach McGraw for giving me the opportunity to attend Notre Dame; for instructing me, guiding me and pushing me to achieve my academic and athletic goals; and most of all, for the continual support she shows in my life outside of Notre Dame."

— Ruth Riley

Three-time All-American at Notre Dame

2001 National Player of the Year

Two-time WNBA Champion ('03 Finals MVP)

2004 Olympic Gold Medalist - Team USA

"Year in and year out, Muffet has her team in contention for a national championship. That consistency is what every coach strives for."

— Jim Foster

Ohio State University head coach

"Muffet McGraw has made Notre Dame a regular player on the national scene with one NCAA title and two other Final Four appearances already in the books. Her players, in a reflection of herself, have been class acts on the sidelines as well as in the game. Muffet is another of a number of successful women who have demonstrated it is possible to have a solid family life at home as a mom, while also devoting the hours it takes to maintain a high profile entity on the hardwood."

— Mel Greenberg

Sports writer, Philadelphia Inquirer

USBWAA Women's Basketball Hall of Famer

Founder of Associated Press Top 25 Poll

"Muffet has done a great job trying to fight for things that represent all that's good with women's college basketball — trying to maintain the integrity of our game, to protect student-athletes and to have their welfare and best interests (in mind) at the same time."

— Sherri Coale

University of Oklahoma head coach Past President, Women's Basketball Coaches Association



JONATHAN TSIPIS

Associate Head Coach • Ninth Season

North Carolina '96

THE TSIPIS FILE

- **Birthdate:** Nov. 7, 1972
- **Hometown:** Cleveland, Ohio
- **Education:** 1996 – B.S., RPh, in pharmacy from North Carolina

Coaching Experience

2003-present

University of Notre Dame
Assistant Coach/Associate Head Coach
(Ninth Season)

2002-03

University of North Carolina-Greensboro
Director of Men's Basketball Operations
(One Season)

2000-02

Elon (N.C.) University
Assistant Men's Basketball Coach
(Two Seasons)

1999-2000

Le Moyne College
Assistant Men's Basketball Coach
(One Season)

1996-99

Cornell University
Assistant Men's Basketball Coach
(Three Seasons)

Jonathan Tsipis is in his ninth season at Notre Dame and his fourth as associate head coach after being promoted to that post in July 2008. Since joining head coach **Muffet McGraw's** staff in May 2003, Tsipis (*pronounced SIP-is*) has worked primarily with the Fighting Irish wings, while also coordinating Notre Dame's scheduling, nationally-ranked recruiting efforts and scouting plans, and contributing to practice planning.

"Jonathan is a dedicated and respected coach and role model for our players," McGraw said. "He has done a tremendous job as our recruiting coordinator and his track record in terms of player development and game scouting is among the best in the country. I rely on him for his invaluable insights, passion and drive, and I'm looking forward to having him on the bench as we continue making our move back to the top of college basketball."

"Jonathan really understands the game from all angles and does a tremendous job of passing that knowledge on to our team," she added. "He's a great teacher who stresses the fundamentals above everything else. His scouting reports and game preparation skills are also excellent, and he's very poised and confident under pressure, which are all qualities that our players respond well to."

In his first eight seasons with the Fighting Irish, Tsipis has helped Notre Dame to a 193-72 (728) record, including the 2011 NCAA national championship game and four NCAA Sweet 16 berths. He also has earned a well-deserved reputation as one of the nation's top young assistants, thanks in part to his uncanny success with both player development and game scouting.

Thus, it was no surprise that Tsipis was one of five people selected to receive the 2008-09 BasketballScoop.com Coach of the Year honor. The award recognizes those assistant coaches who are among the best in the business, as determined by their peers. In October 2011, he was rated as one of the top 10 active assistant coaches in the nation by CollegeInsider.com.

Tsipis' track record of player development with Notre Dame began almost from the moment he set foot on campus. In fact, during his eight-year career, Tsipis has coached four All-Americans (who earned a total of six citations), tutoring at least one Fighting Irish player to All-America honors in six different seasons, including four of the past five years. He also has mentored two WNBA Draft picks (including one future WNBA champion), the BIG EAST Conference Player of the Year and the BIG EAST Most Improved Player, not to mention four players who earned a combined total of eight all-BIG EAST selections and three invitations to USA Basketball National Team trials.

Most recently, Tsipis has been responsible for overseeing the development of guard **Natalie Novosel**, who emerged in 2010-11 as the nation's most improved player, more than tripling her scoring average from the previous season (5.0 to team-high 15.1 ppg.), while scoring in double figures a team-best 33 times (the second-highest

single-season total in school history. She also posted seven 20-point games (her career high entering the season had been 19 points) and recorded a team-high 413 three-point percentage, while ranking second on the team in steals (1.9 spg.) and third in assists (1.9 apg.). In addition, Novosel set school records for free throws made (183) and games started (39), while her 232 free throw attempts were second-most in school history. For her efforts, Novosel was named a State Farm Coaches' honorable mention All-American and a first-team all-BIG EAST selection, as well as the BIG EAST Most Improved Player.

Tsipis' run of success in molding young talent dates back to 2003-04, when he helped guide forward **Jacqueline Batteast** to the most productive years of her career (2003-04 and 2004-05), averaging 16.5 points and 7.6 rebounds per game while twice earning All-America honors, including a spot on the prestigious 10-player State Farm Coaches' All-America Team and third-team laurels from the Associated Press in 2004-05. Batteast also was the '04-05 BIG EAST Conference Player of the Year and a two-time first-team all-conference pick. Following her brilliant college career, Batteast was chosen by the Minnesota Lynx in the second round of the '05 WNBA Draft, and won a WNBA title with the Detroit Shock in 2006.

In 2005-06, Tsipis helped then-freshman guard **Lindsay Schrader** to one of the best rookie seasons in school history, averaging 10.5 points and a team-high 5.4 rebounds per game. She also became the second Fighting Irish women's basketball player (and first in 26 years) to start her career with a double-double, and ended her first year under the Golden Dome with a career-high 29-point outburst against Boston College in the NCAA tournament (one of the 10 highest single-game scoring efforts of the 2006 NCAA Championship).

In 2006-07, Tsipis expertly tutored junior guard **Charel Allen** to State Farm Coaches' honorable mention All-America status, as well as a first-team all-BIG EAST selection. Allen doubled her scoring average from the previous year to a career-best 17.0 points per game (seventh in the BIG EAST) and a team-high 6.2 rebounds per game. In



addition, Allen ranked second in the conference in scoring during BIG EAST play (19.3 ppg.), scored in double figures 29 times in 32 games (including each of her final 12 outings), and became the first Notre Dame player in a decade to score at least 25 points in three consecutive games. Allen went on to be named one of 14 finalists for the 2007 USA U21 World Championship Team.

Tsipis then took both Allen and Schrader under his wing in 2007-08, helping Allen garner her second consecutive All-America citation, this one from the Associated Press, and collect first-team all-conference honors for the second year in a row. Allen ranked among the BIG EAST leaders in scoring (15.1 ppg.) and steals (1.9 per game) and departed Notre Dame as the first player ever to become 1,500 points, 500 rebounds, 200 assists and 200 steals in her career. She went on to be selected in the third round (43rd overall pick) of the 2008 WNBA Draft by the Sacramento Monarchs, helping that franchise return to the league playoffs, where they dropped a hard-fought three-game series to the San Antonio Silver Stars (led by former Fighting Irish All-America center and 2001 consensus national player of the year **Ruth Riley**).

Meanwhile, Schrader made a highly-successful return after missing '06-07 with a knee injury, earning three successive all-BIG EAST citations, including first-team accolades in 2008-09 and 2009-10. Schrader also became Tsipis' third All-America pupil when she garnered honorable mention status from both the Associated Press and WBCA in '09-10.

During her final three seasons at Notre Dame, Schrader emerged as one of the most talented, versatile and durable players in the BIG EAST, splitting time between the wing and post while starting 97 of 98 games in that span. She also was a two-year team captain and finished among the top 10 on seven of the school's career statistical categories, in addition to becoming the fourth Fighting Irish player to amass at least 1,400 points and 800 rebounds in her career (Batteast is one of the other three, along with All-America posts Riley and **Katryna Gaither**).

Tsipis also possesses one of the bright young strategical minds in the game. He has been responsible for building the game plans in 22 of Notre Dame's wins over nationally-ranked opponents during the past eight seasons, including two wins over Connecticut (2005 regular season, breaking the Huskies' 112-game home win streak in regular-season league games; 2011 NCAA Women's Final Four, as the Fighting Irish became the first UConn opponent in more than seven years to shoot better than 50 percent from the floor). Tsipis also has created game plans for wins over other nationally-recognized non-conference opponents such as Duke (2004 Preseason WNIT semifinals), Oklahoma (three times - 2008 NCAA Championship second-round game; 2008 Paradise Jam; 2011 NCAA Championship Sweet 16), Vanderbilt (twice - regular-season games in 2008 and 2009), Purdue (four times - 2007-10 regular-season games, Notre Dame's longest winning



streak in the series with the Boilermakers) and Michigan State (twice - 2008 and 2009 regular season).

What's more, Tsipis has been an integral part of Notre Dame's recruiting success ever since he arrived on campus, continuing with his current role as the program's recruiting coordinator. The Fighting Irish have attracted 15 consecutive top 20 recruiting classes, joining Connecticut and Tennessee as the only programs that have a current string of that length, and they welcome the nation's No. 9 class in 2011-12 (according to *Collegiate Girls Basketball Report*).

"I am honored to be the associate head coach at Notre Dame," Tsipis said. "The opportunity to work alongside a Hall of Fame coach in Muffet McGraw and the hardest working student-athletes in the country is truly a dream for me each and every day. Muffet has not only made me a better coach, but has helped me grow and think as a head coach.

"There is no other place like the University of Notre Dame," he added. "Our program has received tremendous support, both from our fans, who are the very best in the country, and our administration, which provides us with every resource possible in order to bring another national championship back to Notre Dame. We are anticipating even greater things in the future from our women's basketball program."

Tsipis came to Notre Dame following one season as the director of men's basketball operations at the University of North Carolina-Greensboro, working for former Fighting Irish assistant men's basketball coach **Fran McCaffery** (who now is the head men's basketball coach at the University of Iowa).

Prior to arriving at UNC Greensboro, Tsipis spent two seasons as an assistant men's coach at Elon (N.C.) University. While there, he worked primarily with the Phoenix's perimeter players and also helped coordinate the team's scouting and recruiting efforts. In addition, he was responsible for organizing the team's travel plans and off-season workout programs.

Tsipis came to Elon after one year as the top men's assistant coach at LeMoyne College in Syracuse, N.Y. He also spent three seasons on the men's basketball staff at Cornell University (one as a full-time assistant, two as a volunteer aide), and one year on the men's basketball staff at Duke. In the latter role, he served under legendary Blue Devils head coach **Mike Krzyzewski**.

All told, Tsipis has a wealth of knowledge to call upon, having worked under three national championship coaches — McGraw, Krzyzewski and LeMoyne's **Dave Paulsen**, who is now the head coach at Bucknell University.

In addition to his coaching duties, Tsipis founded the Future Hoopsters Basketball Camp in 1991 and served as its president for 16 years. He also worked at the Basketball Camp USA in Letahoria, Greece, in July 2001, where he worked at clinics for top-ranked junior players from Greece and Macedonia, focusing on perimeter and ball handling skills.

Tsipis comes from a family with a deep basketball background. His father, **Lou**, played for the Greek National Team at age 15, had a standout career at Baldwin-Wallace College in Berea, Ohio, and later played professionally in Greece. A member of both the Naismith Memorial Basketball Hall of Fame (1987; lifetime member as an official) and Hellenic Sports Hall of Fame (1997), Lou also coached at the high school and collegiate levels for more than 20 years. Tsipis' brother, **Dean**, played at Case Western Reserve University in Cleveland, Ohio, and his sister, **LuAnn Damiris**, was a three-sport letterwinner at Baldwin-Wallace. In addition, his niece, **Amanda**, played basketball at Notre Dame from 2004-08, appearing in 55 games during her career, serving as team captain her final year and winning the program's Spirit Award following each of her four seasons.

Born Nov. 7, 1972, in Cleveland, Tsipis graduated from the University of North Carolina in 1996 with a bachelor of science degree in pharmacy. He and his wife, **Leigh**, are the proud parents of two children — daughter **Emily** (7) and son **Joshua** (4). The Tsipis family resides in South Bend.



CAROL OWENS

Associate Coach • 12th Season

Northern Illinois '90

THE OWENS FILE

- **Hometown:** Chicago, Ill.
- **Education:** 1990 – B.A. in communications from Northern Illinois

College Coaching Experience

2010-present

University of Notre Dame
Associate Coach
(Second Season)

2005-2010

Northern Illinois University
Head Coach
(Five Seasons)

1995-2005

University of Notre Dame
Assistant Coach/Associate Head Coach
(10 Seasons)

1993-95

University of Michigan
Assistant Coach
(Two Seasons)

USA Basketball Coaching Experience

2009

FIBA U19 World Championship Team
Head Coach
(Gold Medal)

2008

FIBA U18 Americas Championship Team
Head Coach
(Gold Medal)
USA Basketball Developmental Coach of the Year

2007

FIBA U19 World Championship Team
Assistant Coach
(Gold Medal)

2006

FIBA U18 Americas Championship Team
Assistant Coach
(Gold Medal)

One of the nation's premier post coaches, **Carol Owens** is in her 12th season on the Notre Dame women's basketball coaching staff, and her second as associate coach for the Fighting Irish, having been elevated to that position by head coach **Muffet McGraw** on May 12, 2010.

Throughout her tenure at Notre Dame, Owens has focused on working with the Fighting Irish post players, while also assisting with the program's nationally-ranked recruiting efforts (Notre Dame has attracted 15 consecutive Top 20 recruiting classes, something only two other schools can match).

In her first season back on the Fighting Irish bench in 2010-11, Owens helped the program make its third NCAA Women's Final Four appearance (and second trip to the national championship game) by molding the Notre Dame inside game into one of the nation's best, led by State Farm Coaches' honorable mention All-American and 2011 BIG EAST Defensive Player of the Year (as well as first-team all-BIG EAST selection)

Devereaux Peters, who posted career highs in virtually every statistical category including scoring (11.9 ppg.), rebounding (7.5 rpg.) and double-doubles (10), as well as field goal percentage (.593), in which she ranked fifth in the nation. Peters also was one of just two players in the country to record at least 60 blocks and 60 steals during the '10-11 season, and she was a member of the Final Four All-Tournament Team after posting 21 points and 11 rebounds in the championship game against Texas A&M.

Another veteran who blossomed under Owens' coaching was **Becca Bruszewski**, who enjoyed one of the best seasons of her college career as a senior in 2010-11. Bruszewski averaged 8.9 points and a career-high 5.3 rebounds per game, while joining Peters (and **Natalie Novosel**) as the first players in program history to start 39 games in one season. Bruszewski also ranked fourth on the team in field goal percentage (.518, second-highest of her career) and was one of six Fighting Irish players to record 40 steals last season leading the veteran captain to earn a place on the NCAA Dayton Regional All-Tournament Team and graduate as one of the top 25 scorers in school history (22nd – 1,148 points).

Owens also successfully tutored rookie forward **Natalie Achonwa** to unanimous BIG EAST All-Freshman Team honors. Achonwa, the first international player in Notre Dame women's basketball history, was the top reserve for the Fighting Irish during her freshman season, ranking second on the team in rebounding (5.3 rpg.) and field goal percentage (.566), with the latter figure also placing second among all BIG EAST rookies.

For many years, Owens has consistently appeared on lists of the nation's top assistant coaches. In 2001, she was named one of the top five assistant coaches in the country by *Women's Basketball Journal*, and in 2011, *CollegeInsider.com* chose her as one of the top 15 active assistants in the land.

"I am so thrilled to have Carol as part of our program," McGraw said. "She's proven to be a excellent coach and an outstanding recruiter throughout her career, and now she brings even more experience with her success at Northern Illinois and with USA Basketball. She is very familiar with our program and philosophy, and our players have benefitted a great deal from her experience."

"I am very happy to be at Notre Dame," Owens said. "It's a place that is so dear to my heart and the people there have been wonderful to me. I've had such a great relationship with Coach McGraw over the years, and I'm looking forward to continuing our work to make Notre Dame the best women's basketball program in the country, year-in and year-out."

Owens returned to Notre Dame prior to the 2010-11 season following a five-year stint (2005-10) as head coach at her alma mater, Northern Illinois University. During her time in DeKalb, Owens' teams showed exceptional growth, as she posted a higher career winning percentage (.449) than either of her two predecessors and became only the second coach in the program's 42-year history (first in 28 seasons) to register double-digit victories every year she walked the sidelines at Northern Illinois.

Owens' finest season at NIU came in 2006-07, when she led the Huskies to a 19-12 record, their best mark in 14 years, and the program's first berth in the Mid-American Conference Tournament semifinals since 2001-02. Two years later in 2008-09, Owens guided Northern Illinois to a 10-6 record in MAC play and a third-place finish in the conference's West Division, logging the Huskies' best regular-season league record since 2001-02. In fact, Northern Illinois has recorded 10 MAC wins three times since joining the conference in 1997-98 (including one 10-win campaign under Owens) and peaked with third-place finishes in the MAC West Division on four occasions (twice under Owens).

Northern Illinois players also made tremendous individual strides under Owens' watchful eye. Eight Huskies collected all-conference honors during her tenure, led by first-team all-MAC guard (and eventual WNBA second-round draft pick) **Stephanie Raymond** in 2006-07. In addition, she helped mold **Marke Freeman** into the league's Sixth Player of the Year in 2008-09.

Her NIU teams were successful in the classroom as well, with the Huskie women's basketball program boasting a cumulative grade-point average (GPA) of 3.0 or better every semester under Owens. What's more, all 12 seniors that completed their careers at Northern Illinois during her tenure earned their degrees.

As if that weren't enough, Owens is a rising star on the national and international coaching scene through her work with USA Basketball. In

2008 and 2009, she served as head coach of the United States U18 and U19 teams, guiding those squads to gold medals at the 2008 FIBA U18 Americas Championships in Argentina, and the 2009 FIBA U19 World Championships in Thailand — in both cases, one of her standout players was current Notre Dame junior guard **Skylar Diggins**. In 2008, Owens was named USA Basketball's Developmental Coach of the Year, and prior to that, she spent two summers (2006-07) as an assistant coach for Team USA, collecting two more gold medals (2006 FIBA U18 Americas; 2007 FIBA U19 Worlds) as an aide under current DePaul head coach (and U.S. Senior National Team assistant coach) **Doug Bruno**. Owens also coached former Notre Dame point guard **Melissa Lechlitner** ('10) on that 2007 USA squad that took gold at the U19 World Championships.

For many years, Owens has been an important contributor within the women's basketball coaching community. In 2008, she was selected to serve on the Board of Directors for both the Black Coaches & Administrators (BCA) and the Women's Basketball Coaches Association (WBCA), serving on the latter body's Executive Committee as the WBCA secretary before stepping down in 2011 to take a more active role on the BCA Board of Directors. McGraw also recently completed a six-year term on the WBCA's Board of Directors, having served as the group's Division I Legislative Chair from 2005-11.

During her first stint at Notre Dame from 1995-2005, Owens played an important role in the Fighting Irish's rise to national prominence. In that decade-long run with Owens on the bench, Notre Dame went 252-75 (.771), averaging better than 25 victories per season with at least 20 wins in each campaign. The Fighting Irish also qualified for the NCAA Tournament in every year of Owens' stay, reaching the second round each time en route to six Sweet 16 appearances (1997, 1998, 2000, 2001, 2003, 2004), two Final Four berths (1997, 2001) and the program's first national championship in 2001.

Through the years, Owens has carefully crafted a reputation as one of the nation's premier post coaches, a label she earned primarily during her career at Notre Dame. Her most famous pupil to date has been **Ruth Riley** ('01), who was a three-time All-America selection (1999-2001) and capped off her Fighting Irish career as the 2001 consensus national player-of-the-year. She has since gone on to win two WNBA titles (2003 and 2006 with the Detroit Shock), as well as a gold medal with the 2004 U.S. Olympic Team, becoming one of only seven players in women's basketball history to earn NCAA, WNBA and Olympic championships in her career.

In addition, **Katryna Gaither** ('97) was a two-time honorable mention All-America selection at Notre Dame while working with Owens, and

Riley, Gaither and **Kelley Siemon** ('01) all were drafted into the WNBA following their Fighting Irish careers.

"Carol Owens is one of the top assistant coaches in the nation, and in my opinion, she is the best skills coach in the country when it comes to the post position," Riley said. "As a young player, I was very grateful to find a school where I knew I would develop fundamentally at my position. Coach Owens has personal experience of being an All-America post player, and she uses that knowledge to teach and mold young student-athletes. I am very grateful for the time she invested in making me the best post player I could be."

Owens also helped Notre Dame land nine consecutive Top 20 recruiting classes from 1997-2005. She joined the Fighting Irish staff in 1995 following two seasons as an assistant coach at Michigan.

As a standout player at Northern Illinois from 1985-90 (she missed the '86-87 season with a knee injury), Owens compiled a very impressive resume. A two-time Kodak (now State Farm) coaches' All-District IV selection (1989 and 1990), Owens scored 2,102 points and averaged 18.0 points per game over four campaigns, covering 117 games. She also captained the Huskies for four seasons and, in her final collegiate campaign (1989-90), she guided Northern Illinois to the best

record in school history (26-5), as the Huskies went undefeated in North Star Conference play (12-0) and earned the school's first-ever NCAA Tournament bid.

Owens finished her NIU career with 13 school records, most notably standing as Northern Illinois' all-time leader in scoring, blocked shots, free throws made, free throw attempts and field goal percentage — to this day, she remains the Huskies' career leader in blocks, free throws made and consecutive double-digit scoring games. In addition, she was the first player (male or female) in school history to score 2,000 points and grab 1,000 rebounds.

A native of Chicago, Owens received her bachelor of arts degree in communications from Northern Illinois in 1990. She was selected by the faculty of the College of Liberal Arts and Sciences to serve as Commencement Marshal of her graduating class and was named Northern Illinois' Outstanding Woman. In addition, Owens was the recipient of the Student Leadership Award.

Following her graduation from NIU, Owens enjoyed a three-year professional basketball career in Japan, Spain and Italy. In 1995, Owens was inducted into the Northern Illinois University Athletic Hall of Fame and followed up that honor with her induction into the Illinois Basketball Coaches Association (IBCA) Hall of Fame in 2001.





NIELE IVEY

Assistant Coach • Fifth Season

Notre Dame '00

THE IVEY FILE

- **Birthdate:** Sept. 24, 1977
- **Hometown:** St. Louis, Mo.
- **Education:** 2000 – B.A. in history from Notre Dame

Coaching Experience

2007-present

University of Notre Dame
Assistant Women's Basketball Coach
(Fifth Season)

2005-07

Xavier University
Administrative Assistant
(Two Seasons)

One of the finest point guards ever to wear the Notre Dame uniform, **Niele Ivey** (first name pronounced knee-I) has returned to her alma mater as an assistant coach, rejoining the Fighting Irish women's basketball program as a member of head coach **Muffet McGraw's** staff in May 2007. Now in her fifth season, Ivey works closely with the development of the Notre Dame point guards, while serving as the program's assistant recruiting coordinator, and she also has made major contributions to game scouting, practice planning and summer camp coordination.

A former All-America point guard at Notre Dame and a five-year WNBA veteran, Ivey has brought her considerable experience to bear on the Fighting Irish floor generals, most recently supervising the growth of Notre Dame's two-time All-America point guard **Skylar Diggins**. The South Bend native has transitioned well between the point and shooting guard roles during her career, earning honorable mention All-America status as a freshman in 2009-10 when she became the first rookie in 17 seasons to lead the Fighting Irish in scoring and the first in 16 years to lead the team in assists. She also was a second-team all-BIG EAST Conference pick after becoming the third player (and first freshman) in school history to amass 400 points, 100 assists and 75 steals in a single season.

That all set the stage for Diggins' sophomore campaign in 2010-11, one of the finest by a second-year player in school history. She was a State Farm Coaches' All-America and third-team Associated Press All-America selection, as well as a finalist for all major national player-of-the-year awards, and a unanimous first-team all-conference choice after ranking among the top 15 in the BIG EAST in scoring (15.0 ppg), assists (team-high 4.8 apg) and steals (1.9 spg), posting career highs in all three areas. She also scored in double digits 32 times and rolled up 10 20-point outings, including her last three NCAA tournament games against Tennessee (24), Connecticut (28) and Texas A&M (23), earning Most Outstanding Player honors at the NCAA Dayton Regional and a place on the NCAA Women's Final Four All-Tournament Team. What's more, Diggins (a three-time

USA Basketball gold medalist) became just the second player in school history to score at least 1,000 points in her first two seasons under the Golden Dome.

Ivey's success with Diggins comes on the heels of her work with two other standout Notre Dame point guards — **Tulayah Gaines** (2007-08) and **Melissa Lechlitner** (2008-10) — who enjoyed the best seasons of their careers under Ivey's experienced eye. Lechlitner also was at the helm for two of the most prolific offensive seasons in Fighting Irish history, including the 2009-10 campaign when Notre Dame averaged 77.2 points per game and posted a 1.11 assist/turnover ratio, the second time in Ivey's four seasons that the Fighting Irish have had a positive ratio (after having achieved that once in the program's first three decades — Ivey's final season in 2000-01).

In addition to her achievements in player development, Ivey also has emerged as a rising star on the recruiting trail, with a sharp eye for young up-and-coming talent. In fact, she has helped Notre Dame attract top-10 incoming classes each of the past two years (since she took over as associate recruiting coordinator).

Ivey also has shown the ability to quickly flourish when it comes to scouting and in-game strategy. Last season, she was directly responsible for creating the game plans that led to victories over nationally-ranked Georgetown, Syracuse, West Virginia and Tennessee, the last of those coming in the NCAA Elite Eight (Dayton Regional Final) to help the Fighting Irish advance to the Final Four for the third time.

Ivey came back to Notre Dame following two seasons (2005-07) as an administrative assistant on the women's basketball staff at Xavier University, where she served under former Notre Dame assistant coach **Kevin McGuff** (now the head coach at the University of Washington). During Ivey's two seasons at Xavier, she coordinated film exchange and assisted in many of the daily operations of the Musketeers' program, including travel, academics and community outreach. Following her arrival on the XU campus in 2005-06, the Musketeers posted a 47-17 record, winning the 2007 Atlantic-10 Conference Tournament and advancing to the NCAA Championship for the first time since 2003.

"It's been amazing to watch Niele grow as a coach," McGraw said. "Her experience in the WNBA has really helped her become a great coach. She's been a student of the game for so long and now she has the opportunity to teach it. She does a great job of teaching the game, has great passion for the game, and is someone that we all truly enjoy being around. She also has the added benefit of having already walked in the shoes of our current players and knowing what it takes to succeed at the highest level here at Notre Dame. The sky's really the limit for what she can accomplish in the coaching profession."

Ivey holds the unique distinction of being the only player on the roster for two of Notre Dame's NCAA Final Four appearances (1997, 2001), but she sat out most of the '96-97 campaign after suffering a season-ending knee injury five games into her freshman year.

However, she was awarded a fifth year of eligibility in 2000-01 and made the most of it, earning third-team AP All-America honors, the first Fighting Irish point guard to be so recognized. She also was the recipient of the 2001 Frances Pomeroy Naismith Award, presented annually to the nation's top senior player standing 5-foot-8 or under, and she was one of three finalists for the '01 Nancy Lieberman Award, which goes to the country's top point guard. In addition, Ivey was a member of the 2001 Final Four All-Tournament Team after averaging 16.5 points and 5.5 steals per game as the Fighting Irish defeated Connecticut and Purdue to win their first national title.

All told, Notre Dame went 109-22 (.832) during Ivey's last four seasons, reaching the NCAA Sweet 16 on three occasions (1998, 2000, 2001) and rolling up a school-record 34 wins in 2000-01. The Fighting Irish also won a share of their first BIG EAST regular-season championship in 2000-01 and were ranked in the top 10 of either or both the AP and ESPN/USA Today polls for all but two weeks during her final three campaigns. While at Notre Dame, Ivey was a three-time all-BIG EAST selection (1999-2001), collecting first-team honors in 2001, and was tapped as the BIG EAST Player of the Week five times (tying for the second-most in school history). She also led the Fighting Irish in steals in each of her final four seasons (1997-98 to 2000-01) and was the team's assist leader in her last three years, setting school records with 95 steals in 1999-2000 and 247 assists in 2000-01, along with a school-standard 2.67 assist/turnover ratio the latter season.

For her career, Ivey has a place on 16 of Notre Dame's all-time top 10 lists, including the Fighting Irish records for steals (348). She also is second in school history with 727 assists and a 5.5 assist-per-game average, as well as a 2.6 steals-per-game mark and 132 career games played. A potent scorer, Ivey still ranks 12th in the Notre Dame record books with 1,430 career points, while her .405 three-point percentage is third-best in school annals and her 190 three-point field goals stand fourth in Fighting Irish lore. In addition, she remains on the BIG EAST top 10 lists for career assists (fifth/394) and steals (ninth/167), and she took home the BIG EAST assist title in 1999-2000 by averaging 6.6 apg. (all conference records being limited to BIG EAST regular-season games).

Ivey went on to play five seasons in the WNBA, beginning with her selection by the Indiana Fever in the second round (17th overall pick) of the 2001 WNBA Draft. She spent four seasons with the Fever, helping them to the first playoff berth in franchise history in 2002. Ivey signed with the Detroit Shock as a restricted free agent in 2005, and subsequently was acquired by the Phoenix Mercury later that season.

Born Sept. 24, 1977, in St. Louis, Mo., Ivey graduated from Notre Dame's College of Arts and Letters in 2000 with a bachelor's degree in history. She and her son, **Jaden** (9), make their home in South Bend.





STEPHANIE MENIO

Coordinator of Basketball Operations
Seventh Season

Pittsburgh '04

THE MENIO FILE

- **Birthdate:** May 29, 1982
- **Hometown:** Wilkes-Barre, Pa.
- **Education:** 2004 – B.S. in business administration from Pittsburgh; 2009 — M.S. in integrated marketing communications from West Virginia

Previous Experience

2005-present

University of Notre Dame
Coordinator of Basketball Operations
(Seventh Season)

2004-05

University of Missouri
Marketing Associate
(One Season)

With an infectious personality and unwavering drive to succeed, **Stephanie Menio** (pronounced *MANY-o*) is in her seventh season as coordinator of basketball operations at Notre Dame.

Menio oversees all aspects of marketing and promotions for the Fighting Irish women's basketball program, as well as serve as director of the Notre Dame women's basketball camps and assist in team travel (including the program's summer 2009 European tour), supervise team community service projects and other administrative duties related to Notre Dame's nationally-ranked recruiting efforts.

In her first six years under the Golden Dome, Menio has been the driving force behind Notre Dame's unprecedented growth in attendance. Since she set foot on campus in 2005, the Fighting Irish have finished among the top 11 in the nation in average attendance each season, including a No. 4 ranking in 2009-10 and a No. 5 ranking in 2010-11, the latter coming after Notre Dame registered a school-record average attendance of 8,553 fans per game. She also has overseen a 47-percent increase in that average during her six-year tenure, while the Fighting Irish have attracted 20 of the top 25 crowds in school history under her watch, including 15 of the programs' 17 sellouts (11 in the past two seasons alone).

In 2005-06, Notre Dame was 11th in the attendance rankings (6,601 fans per game, a 13-percent increase over the previous season) and was the spark behind attracting the third women's basketball sellout in school history (11,418 vs. Tennessee on Dec. 31, 2005). That sellout was made even more notable when all tickets were exhausted 19 days prior to tipoff, at the time setting a school record for the fastest women's basketball sellout. In addition, with Menio at the helm during the 2005-06 season, Notre Dame saw a five-percent rise in season ticket sales, as well as a 14-percent jump in regular season ticket revenue.

Not to be outdone, Notre Dame ranked 10th in the country in attendance in 2006-07, averaging 6,364 fans per game over a 16-game slate that was the largest regular-season schedule in program history. The Fighting Irish also attracted 101,818 women's basketball fans to Purcell Pavilion in '06-07, marking the second time ever that Notre Dame reached six figures in total women's basketball attendance. What's more, Notre Dame women's basketball earned a pair of "Readers'

Choice Awards" in 2007 from the *South Bend Tribune*, whose readership selected Fighting Irish home games as the "Favorite Family Entertainment" and "Favorite Place To Take Your Kids (Regionally)" for the Michiana area.

The Notre Dame women's basketball marketing and promotions machine reached a new level in 2007-08, as the Fighting Irish ranked ninth in the country with an average of 7,016 fans per game. Notre Dame also drew a school-record 112,253 fans, topping the previous year's high-water mark, and recorded two sellouts, the second time in program history the Fighting Irish have had multiple capacity crowds at Purcell Pavilion in the same season. They nearly added a third sellout in '07-08, coming less than 600 fans away from selling out a December non-conference game against Michigan, but still marking the first time Notre Dame has ever had three crowds of 10,000+ fans in the same season. The Fighting Irish also were repeat winners in both *South Bend Tribune* "Readers' Choice Awards".

In 2008-09, Notre Dame once again ranked ninth in the country with an average of 7,168 fans per game, at the time marking the second-highest season attendance mark in school history. The Fighting Irish also had yet another sellout (earning the program the NCAA's "Pack The House Challenge" award), drew three more crowds of 10,000+ fans, and won the inaugural WBCA Pink Zone Challenge by raising nearly \$50,000 for breast cancer awareness and research through the WBCA's Pink Zone nationwide initiative.

All of those accomplishments set the stage for the record-setting 2009-10 campaign, a season in which Notre Dame exhausted its season ticket allotment (close to 7,500) before a single game had been played, including sales of more than 1,000 packages to first-time season ticket purchasers. The Fighting Irish wound up posting a school-record six sellouts during their 15 regular-season home games, highlighted by capacity crowds for their final four regular-season contests of the year. Purcell Pavilion also was one of the best attended sites during first- and second-round action in the 2010 NCAA Championship, averaging 6,129 fans for the two-day event (the second-highest figure among the 16 preliminary round host sites).

Not to be outdone, Menio repeated and added to Notre Dame's marketing and promotions success in 2010-11, as the Fighting Irish once again sold out their season ticket allotment before the opening tipoff in November, with a remarkable season-ticket renewal rate of better than 95 percent. The Fighting Irish then broke their one-year-old single-season average attendance record, raising the bar to 8,553 fans per game (less than 600 away from full capacity at Purcell Pavilion) and welcoming another five sellout crowds as part of a record-setting 145,409 fans who came through the arena turnstiles during Notre Dame's run to the NCAA national championship game.

Menio's marketing and promotions savvy has been a vital force for a Notre Dame program that now has been ranked among the top 16 in the nation in attendance in each of the past 11 years. Besides those 17 sellouts, the Fighting Irish also have attracted each of the top 25 largest women's basketball crowds in school history since 2000-01, including 49 audiences at least of 8,000 fans, and attendance figures of 5,000 or better at 158 of the past 160 home games.

In addition to her marketing and promotions duties, Menio also coordinates Notre Dame's far-reaching community service and outreach programs, which were combined

under one roof in 2009 as the Fighting Irish "Spirit of Giving" program (since renamed "Heart of the Irish"). During the 2010-11 season, Notre Dame players spent more than 325 team hours (better than 25 hours per player) in the community, reading and mentoring young children, visiting pediatric cancer hospitals, conducting basketball clinics and pep rallies for area youth and helping to raise more than \$130,000 for the WBCA Pink Zone initiative — for the second consecutive year, it was among the most money raised by a single school for the national breast cancer charity and it lifted the program's Pink Zone fund-raising total in the past three years to more than \$275,000. In 2009-10, the Fighting Irish women's basketball team also earned the Notre Dame athletics department Trophy Award, which is presented annually to the Fighting Irish athletics program that performs the greatest amount of community service during the academic year.

"We would be lost without Stephanie because she's so completely indispensable," Notre Dame head coach **Muffet McGraw** said. "She wears so many hats for us and she's great at everything she does. I can't believe there's anybody in the country that better than she is in the marketing area. What she's done for our fans and our team to get that kind of support has been phenomenal. She's creative, has a passion for it and works extremely hard, probably to the point of working two full-time jobs and never misses a beat."

"I am very excited to have the opportunity to work with Coach McGraw, the staff, players and especially the outstanding and loyal fans of Notre Dame women's basketball," Menio said. "From the minute I stepped on campus, I felt the passion and excitement surrounding the Fighting Irish women's basketball program. We made good progress in my first four years here, but I won't rest until we're selling out Purcell Pavilion on a night-in, night-out basis."

Prior to her arrival at Notre Dame, Menio spent the 2004-05 year as a marketing associate in the athletics department at the University of Missouri, where she focused on marketing and promotions for the Tiger women's basketball, volleyball, softball and gymnastics programs, as well as assisting with group ticket sales and game management for football and men's basketball. Thanks to her efforts in '04-05, the Missouri volleyball team was ranked 19th in the nation in attendance, the gymnastics team wound up 15th in the country in attendance (a 30-percent increase), the Tiger women's basketball program saw a 20-percent increase in season ticket sales and a 21-percent increase in attendance, and the Missouri softball team recorded the seven largest crowds in the program's history, increasing attendance by 30 percent.

Before coming to Missouri, Menio spent two years as a marketing assistant with the women's basketball program at the University of Pittsburgh. In conjunction with the debut of the new Petersen Events Center, Menio aided in the Panthers' 114-percent rise in attendance from 2002-04, including the first women's basketball sellout in school history (12,632 vs. Connecticut on Jan. 25, 2003).

Menio graduated from Pittsburgh in 2004 with a bachelor of science degree in business administration, and earned her master of science degree in integrated marketing communications from West Virginia University in 2009. Menio was born May 29, 1982, in Wilkes-Barre, Pa., and now makes her home in South Bend.





ANGIE POTTHOFF

Associate Director of Operations & Technology
Seventh Season

Penn State '97

THE POTTHOFF FILE

- **Birthdate:** June 12, 1974
- **Hometown:** Erie, Pa.
- **Education:** 1997 – B.S. in exercise and sports science from Penn State

Coaching Experience

2010-present

University of Notre Dame
Associate Director/Operations & Technology
(Second Season)

2005-10

University of Notre Dame
Assistant Coach
(Five Seasons)

2002-05

Beaver (Pa.) Area High School
Assistant Coach/Head Coach
(Three Seasons)

2000-02

Robert Morris University
Assistant Coach
(Two Seasons)

Angie Potthoff, a former All-America forward at Penn State University and three-year pro basketball veteran, is in her seventh season on **Muffet McGraw's** staff at Notre Dame, and is in her second year as associate director of women's basketball operations & technology, having been named to that post on April 14, 2010.

In her current position, Potthoff coordinates all technology aspects for the Fighting Irish women's basketball program, including in-game video operations, film exchange and scouting data compilation. In addition, she works closely with coordinator of operations **Stephanie Menio** to oversee Notre Dame's groundbreaking advances in social media (including Facebook, YouTube and Twitter) and coordinates recruiting efforts on behalf of the program to include: preparation and distribution of recruiting materials; coordinating official visits, and arranging logistics surrounding on-campus recruiting weekends. She also serves as the liaison to the offices of athletics compliance and Academic Services for Student-Athletes on all academic and compliance issues, and she assists with summer camp operations.

"I can't think of anyone better suited to take on this challenge than Angie," McGraw said. "She's bright, creative, organized and extremely gifted when it comes to keeping us on the cutting edge of technology at this day in age. We're fortunate to be one of the few programs in the

country with someone in this type of role, and I believe Angie will continue to be a huge asset to our program in that position for years to come."

"I have enjoyed working with Coach McGraw during the past seven years and have learned so much in that time," Potthoff said. "Notre Dame is an amazing place and I am so lucky to have the chance to be a part of an amazing University and basketball program."

Potthoff took on her new role after a five-year stint as an assistant coach with the Fighting Irish, during which time she worked with the team's post players, coordinated equipment and apparel needs, and assisted with game scheduling, game scouting and practice planning. In that time, Potthoff successfully tutored several Notre Dame post players, most notably forward **Becca Bruzewski** ('11), who more than doubled her scoring and rebounding outputs from her freshman to sophomore seasons, and was a reliable threat, both on the blocks and from the perimeter, during her final three years. What's more, Potthoff worked with center **Erica Williamson** ('10) throughout her four-year career, helping her finish eighth on the school's career blocked shots list (125) and earn a place on the 2006-07 BIG EAST All-Freshman Team.

Prior to joining the Fighting Irish, Potthoff spent six years in the high school and college coaching ranks (1999-2005). Most recently, she concluded a three-year stint at Beaver (Pa.) Area High School, the first two as an assistant girls' basketball coach before elevating to the head coaching post for the 2004-05 season. In her three years at the school, the Bobcats logged a 38-36 record and twice advanced to the Pennsylvania Interscholastic Athletic Association (PIAA) Class 3A playoffs, finishing as one of the top 32 teams in the state.

Prior to arriving at BAHS, Potthoff spent two seasons (2000-02) as an assistant coach at Robert Morris University in Moon Township, Pa. While there, she worked primarily with the Colonials' post players, and also helped coordinate the team's recruiting, scouting and game scheduling efforts. Potthoff began her coaching career as a graduate assistant at Indiana (Pa.) University in 1999-2000, aiding the Indians to a 24-5 record (the second-highest win total in school history), a school-record No. 4 national ranking during the season, and a trip to the NCAA Division II playoffs. That season, Potthoff worked closely with the Indians' 6-foot-5 center, **Melissa McGill**, who

led the team in scoring (13.6 ppg.), rebounding (8.2 rpg.) and blocked shots (a school-record 69) en route to earning WBCA all-district honors.

Potthoff is perhaps best known as a stand-out post player at Penn State, where she led the Nittany Lions to three NCAA Tournament appearances, including two Sweet 16 trips and a berth in the 1994 regional final. While at PSU, Potthoff was a two-time Kodak (now State Farm) coaches' honorable mention All-American (1996, 1997), while also garnering three All-America nods from the Associated Press (third team in 1996; honorable mention in 1995 & 1997). She was a three-time first-team all-Big Ten Conference selection (1995-97) and was named to the Big Ten All-Tournament Team in 1995 and 1996, picking up Most Valuable Player honors in the latter season after sparking Penn State to its second consecutive Big Ten Tournament title.

In each of her final three seasons at Penn State, Potthoff led the Nittany Lions in scoring, rebounding and field goal percentage, winning a share of the Big Ten scoring title and finishing second in rebounding in 1997. To this day, she still remains among the top six on PSU's career lists for scoring (1,725 points/15.5 ppg.), rebounding (918/8.3 rpg.), field goal percentage (.574/709-1,235) and double-doubles (47). Potthoff graduated from Penn State in 1997 with a bachelor of science degree in Exercise and Sport Science.

Following her stellar college career, Potthoff spent three seasons playing professionally in the United States. In 1997, she was a second-round draft pick (No. 12 overall) by the Columbus Quest of the now-defunct American Basketball League (ABL). There, she averaged 6.9 points and 3.5 rebounds per game as the Quest won their second consecutive ABL title in 1998 before the league folded midway through the 1998-99 campaign. The following summer, Potthoff was taken in the fourth round (49th overall) of the WNBA Draft by the expansion Minnesota Lynx. She cracked the starting lineup for the first game in franchise history, going on to average 4.0 points and 2.7 rebounds per game that season before electing to retire and begin her coaching career.

Born June 12, 1974, in Erie, Pa., Potthoff currently lives in South Bend with her daughter, **Ellie** (2).





JILL BODENSTEINER
Associate Athletics Director

Jill Bodensteiner joined the Notre Dame athletics department in July 2009 as associate athletics director in the areas of compliance and legal affairs. She made the move to the athletic department following 12 years with Notre Dame's office of General Counsel, including extensive work with athletic issues. In her current role, she serves as the athletics liaison to the General Counsel's office.

Bodensteiner also serves as the sport administrator for women's basketball, teaming with director of athletics Jack Swarbrick to assist Muffet McGraw's squad on an administrative basis.

Within the University, Bodensteiner has served as the primary contact for legal issues in the areas of employment (working with Human Resources and the academic leadership), athletics and international studies. In addition, she has been an ex officio member of the University committee on women faculty and students and as a member of the University benefits committee, and chairs Notre Dame's Equity in Athletics Task Force.

Before joining the Notre Dame office of the General Counsel in 1997, Bodensteiner specialized in employment litigation as an associate at two law firms, Seyfarth Shaw in Chicago and Bryan Cave LLP in St. Louis. A member of the bar in Indiana and Illinois, she also clerked for the Honorable Catherine Perry, a United States District Court judge in St. Louis.

Bodensteiner received her bachelor's degree in psychology and sociology from Notre Dame in 1991, her J.D. from Washington University Law School in St. Louis in 1994, and her MBA from Notre Dame in 2008. She's a native of Valparaiso, Ind.



CRAIG CHEEK
Assistant Strength & Conditioning Coach

Craig Cheek is in his fifth year as an assistant strength and conditioning coach at the University of Notre Dame. He is responsible for the strength and conditioning programs for the Fighting Irish women's basketball, women's lacrosse and men's & women's fencing teams, and he also assists with men's basketball and hockey.

Before arriving at Notre Dame, Cheek was the head strength and conditioning coach at Nicholls State (La.) University for two years. There, he oversaw all varsity athletic programs and supervised the strength & conditioning staff.

Cheek also spent one year (2004-05) as an assistant strength coach at the University of Minnesota-Duluth. At UMD, he worked directly with the Bulldogs' football and women's basketball teams, while also supervising strength and conditioning programs for baseball and women's tennis. In addition, Cheek conducted sport-specific measures of speed, strength and agility at Duluth while providing nutrition and supplement education to student-athletes and facilitating workouts for summer strength camp participants.

A 1997 graduate of Bluffton (Ohio) University with a bachelor's degree in health and physical education, Cheek went on to earn his master's degree in developmental kinesiology from Bowling Green State University in 2004.



CHAD GROTEGUT
Senior Academic Counselor

Chad Grotegut joined the staff of Notre Dame's Office of Academic Services for Student-Athletes in August 2007. In his current position, he works mainly with the Fighting Irish women's basketball, women's soccer, baseball, men's and women's lacrosse, men's and women's fencing, and men's golf teams.

Grotegut is assigned to monitor the academic performance and eligibility status of assigned student-athletes. He also helps his student-athletes create individual learning plans, gauges academic success and oversees components of the freshman academic transition program for student-athletes.

Prior to arriving at Notre Dame, Grotegut worked as an academic program coordinator at Iowa State University from 2000-07, primarily working with football student-athletes.

Grotegut has served as a presenter at the national conference for the National Association of Athletic Academic Advisors and is a member of the National Association of Student Personnel Administration.

A native of Postville, Iowa, Grotegut earned a Bachelor of Education Degree from Iowa State University in 2000 and a Master's Degree in Educational Leadership & Policy Studies from ISU in 2003.

Grotegut and his wife, Jennifer, who also is a graduate of Iowa State, reside in South Bend.



ANNE MARQUEZ
Assistant Athletic Trainer

Anne Marquez is in her sixth year as an assistant athletic trainer at Notre Dame, focusing her responsibilities on the Fighting Irish women's basketball team and the cheerleading squad. She also has worked closely with fellow Notre Dame athletic trainer Mandy Merritt to develop a unique "pre-hab" program that identifies student-athletes at a greater risk for ACL injuries and gets them into a proper training regimen to strength and stabilize their knees.

Marquez arrived at Notre Dame in October 2006 following three years as an assistant athletic trainer at Louisiana Tech University where she worked women's basketball, football and women's soccer. She also was the department insurance coordinator and taught Introduction to Sports Medicine to undergraduate student-athletic trainers.

Marquez arrived at Louisiana Tech after serving as a graduate assistant at Northwestern State University in Natchitoches, La., where she earned a Master of Education degree in Sports Administration. While at Northwestern State, Marquez worked with the Demons' women's basketball and football teams.

She received her bachelor of science degree in sports medicine from the University of West Florida in Pensacola in 2001. While at West Florida, she worked with the men's and women's cross country teams, women's soccer and women's softball teams. The Framingham, Mass., native, who is NATABOC-certified, also served as an instructor at Northwestern State, heading CPR and first aid courses for university students.



Chris Masters is in his 11th year on the athletic media relations staff at Notre Dame, and his second as associate director. He is the primary media relations contact for the Fighting Irish women's basketball and women's soccer programs, and also serves as the on-site content editor for the official Notre Dame athletics web site (UND.com), helping coordinate extensive redesigns of the site in the summers of 2009 and 2011, and currently supervising a four-person student web editing staff.

During his tenure at Notre Dame, Masters has promoted four NCAA Final Four squads, eight basketball and four soccer All-Americans, worked with eight BIG EAST Conference championship teams, and earned 18 regional/national citations for his publications from the College Sports Information Directors of America (CoSIDA), most recently garnering national runner-up honors for his 2010 women's soccer media guide.

Masters has considerable experience as a tournament media coordinator, overseeing publicity efforts at the 2005 and 2010 NCAA Men's Golf Central Regional, the 2011 NCAA Women's Golf Central Regional and the 2008 BIG EAST Women's Soccer Championship, all hosted by Notre Dame. What's more, he has served on the media relations staff at nine of the past 14 NCAA Women's Final Fours, and has been the official scorer at the 2007, 2010 and 2011 BIG EAST Softball Championships.

Prior to coming to Notre Dame, Masters spent three years (1998-2001) as assistant sports information director at Western Kentucky University, serving as the media relations contact for the Lady Topper women's basketball and volleyball programs.

In 1996, Masters graduated *cum laude* with a bachelor's degree in journalism and politics & government from Ohio Wesleyan University. Two years later, he earned his master's degree in mass communications from Kansas State University.

A proud and active member of CoSIDA since 1996, Masters is in his 13th year as a district coordinator on that organization's Academic All-America Committee.

Born May 2, 1974, in San Francisco, Masters now makes his home in Mishawaka.



Lucy Eckard will be the senior equipment manager for the Notre Dame women's basketball team in 2011-12.

Eckard's primary responsibilities in this position include overseeing all equipment distribution and maintenance for the program and working with assistant coach Niele Ivey to determine and fulfill apparel needs for players and coaches. She and her managerial counterpart, Nick Sigmund, also help to ensure that practices, trips, and recruiting efforts are well-organized.

Eckard is currently enrolled in Notre Dame's Mendoza College of Business, where she is pursuing her bachelor's of business administration degree in marketing. She is on target to graduate in May 2012.

Born August 10, 1990, in Berkeley, Calif., Eckard is the youngest daughter of Sara and George Eckard. Her sister, Jeanne, is a graduate of Georgetown University. Eckard graduated in 2008 from Miramonte High School in Orinda, Calif.



Nick Sigmund will serve as the senior personnel manager for the Notre Dame's women's basketball team in 2011-12.

As personnel manager, Sigmund is responsible for a variety of both daily and long term activities, and requires him to extensively collaborate with coordinator of basketball operations Stephanie Menio and associate director of operations & technology Angie Potthoff. These responsibilities include coordinating all aspects of team travel, dining, and activities with Menio, assisting Potthoff with film, and coordinating coach's and player's tickets for home and away games. He also is the team's direct liaison to the Athletics Business Office and aides in planning and running numerous other team functions including summer camps, recruiting visits and banquets.

In addition, Sigmund and his fellow senior manager, Lucy Eckard, collaborate to ensure practices and games run smoothly by keeping game statistics, assisting coaches and players during timeouts, and aiding the coaching staff as needed during practices.

A native of Lakewood, Ill., Sigmund is enrolled in Notre Dame's College of Engineering, where he is pursuing a bachelor of science degree in chemical engineering and plans to graduate in May 2012. Upon graduation he hopes to pursue a career in either engineering or consulting.

Born Dec. 24, 1989, in Washington D.C., Sigmund is the oldest son of Jean Ann and Larry Sigmund. He graduated as salutatorian from Crystal Lake Central High School in 2008. During his four years, he participated in soccer, basketball, and tennis, earning a total of eight varsity letters. Sigmund's younger sister, Shana, currently is a freshman at Marquette University, and his younger brother, Jacob, is a freshman at Crystal Lake Central.



NOTRE DAME

FIGHTING IRISH

2011-12 WOMEN'S BASKETBALL



Notre Dame will play in the Preseason WNIT for the fourth time, and visit the Caribbean for the second time in three years, all before starting a BIG EAST schedule that featured a record-setting nine NCAA Championship participants a year ago.

OPPONENTS



AKRON ZIPS

Preseason WNIT - First Round
Friday, Nov. 11 • 7 p.m. ET
Notre Dame, Ind. • Purcell Pavilion
First Meeting

Location: Akron, Ohio
Founded: 1870
Enrollment: 27,911
Colors: Blue and Gold
Conference: Mid-American (East Division)
Arena (Capacity): James A. Rhodes Arena (5,500)
Athletics Director: Tom Wistrill
Head Coach: Jodi Kiest (Slippery Rock '84)
Record at UA (Yrs.): 60-92 (5)
Career Record (Yrs.): 286-245 (19)
Assistants: Sam Dixon (Wooster '79), Melissa Jackson (Richmond '04), Ashley Armstrong (Dayton '09)

2010-11 Record (Conf./Finish): 14-16 (6-10/4th East)
Postseason: None
Final Ranking: Not ranked
Starters Returning/Lost: 4/1
Letterwinners Returning/Lost: 10/1
Returning Starters (Pos., Yr., Ht.): Kacie Cassell (G, So., 5-4); Taylor Ruper (G, Jr., 5-9); Rachel Tecca (F, Jr., 6-1); Carly Young (F, So., 6-2)
Women's Basketball SID: McKenna Maertens
Office: (330) 972-6584
Fax: (330) 374-8844
E-mail: mmaertens@uakron.edu
Press Row: (330) 374-8771
Web Site: www.gozips.com



UAB BLAZERS

Preseason WNIT - Possible Opponent
First Meeting

Location: Birmingham, Ala.
Founded: 1969
Enrollment: 17,543
Colors: Forest Green and Old Gold
Conference: Conference USA
Arena (Capacity): Bartow Arena (8,500)
Athletics Director: Brian Mackin
Head Coach: Audra Smith (Virginia '92)
Record at UAB (Yrs.): 101-110 (7)
Career Record (Yrs.): Same
Assistants: Kathy Becker (Virginia '02), Daryl Oliver (Richmond '98), Marc Wilson (Minnesota '89)

2010-11 Record (Conf./Finish): 20-15 (7-9/T-7th)
Postseason: WBI champion
Final Ranking: Not ranked
Starters Returning/Lost: 4/1
Letterwinners Returning/Lost: 9/2
Returning Starters (Pos., Yr., Ht.): Meagan Brown (C, Sr., 6-5); Amber Jones (G, Jr., 5-7); Destiny Samuels (F, So., 6-2); Khalilah Watson (G, Jr., 5-7)
Women's Basketball SID: Tyson Mathews
Office: (205) 996-2576
Fax: (205) 934-7505
E-mail: tmathews@uab.edu
Press Row: (205) 934-0720
Web Site: www.uabsports.com



BAYLOR BEARS

Preseason WNIT - Possible Opponent
Baylor Leads Series 1-0

Location: Waco, Texas
Founded: 1845
Enrollment: 14,900
Colors: Green and Gold
Conference: Big 12
Arena (Capacity): Ferrell Center (10,284)
Athletics Director: Ian McCaw
Head Coach: Kim Mulkey (Louisiana Tech '84)
Record at BU (Yrs.): 298-79 (11)
Career Record (Yrs.): Same
Associate Head Coach: Bill Brock (Southeastern Oklahoma '76)
Assistants: Damon McKinney (Midwestern State '98), Rekha Patterson (North Carolina A&T '01)
2010-11 Record (Conf./Finish): 34-3 (15-1/st)

Postseason: NCAA Elite Eight
Final Ranking: 3rd (AP/5th (ESPN/USA Today))
Starters Returning/Lost: 4/1
Letterwinners Returning/Lost: 12/2
Returning Starters (Pos., Yr., Ht.): Brittney Griner (C, Jr., 6-8); Kimetria Hayden (G, Jr., 6-0); Odyssey Sims (G, So., 5-8); Destiny Williams (F, Jr., 6-1)
Women's Basketball SID: Julie Bennett
Office: (254) 710-3043
Fax: N/A
E-mail: Julie_Bennett@baylor.edu
Press Row: (254) 710-3955
Web Site: www.baylorbears.com



UCF KNIGHTS

Tuesday, Dec. 20 • 7 p.m. ET
Notre Dame, Ind. • Purcell Pavilion
Notre Dame Leads Series 2-0

Location: Orlando, Fla.
Founded: 1963
Enrollment: 56,235
Colors: Black and Gold
Conference: Conference USA
Arena (Capacity): UCF Arena (10,000)
Athletics Director: Keith Tribble
Head Coach: Jai Williams (USF '88)
Record at UCF (Yrs.): 60-64 (4)
Career Record (Yrs.): 114-125 (7)
Associate Head Coach: Greg Brown (Lipscomb '93)
Assistants: Bob Staley, Richard Fortune (Virginia State '88)

2010-11 Record (Conf./Finish): 22-11 (12-4/2nd)
Postseason: NCAA First round
Final Ranking: Not ranked
Starters Returning/Lost: 2/3
Letterwinners Returning/Lost: 5/3
Returning Starters (Pos., Yr., Ht.): Ashia Kelly (F, Sr., 5-10); Aisha Patrick (G, Sr., 5-9)
Women's Basketball SID: Jenna Marina
Office: (407) 823-2464
Fax: (407) 823-5293
E-mail: jmarina@athletics.ucf.edu
Press Row: (407) 823-2477
Web Site: www.ucfathletics.com



CHATTANOOGA LADY MOCS

Preseason WNIT - Possible Opponent
First Meeting

Location: Chattanooga, Tenn.
Founded: 1886
Enrollment: 11,438
Colors: Navy Blue, Old Gold and Silver
Conference: Southern
Arena (Capacity): McKenzie Arena (10,966)
Athletics Director: Rick Hart
Head Coach: Wes Moore (Tennessee '86)
Record at UTC (Yrs.): 307-99 (13)
Career Record (Yrs.): 507-154 (22)
Associate Head Coach: Nikki Blassingame-West (Clemson '01)
Assistants: Mike Murray (Appalachian State '03), Katie Burrows (Chattanooga '04)

2010-11 Record (Conf./Finish): 17-14 (13-7/3rd)
Postseason: None
Final Ranking: Not ranked
Starters Returning/Lost: 4/1
Letterwinners Returning/Lost: 10/2
Returning Starters (Pos., Yr., Ht.): Kayla Christopher (G, Jr., 5-9); Whitney Hood (F, Sr., 6-2); Kylie Lambert (G, Jr., 5-11); Tenisha Townsend (G, Sr., 5-6)
Women's Basketball SID: Anne Wehant
Office: (423) 425-4618
Fax: (423) 425-4610
E-mail: Anne-Wehant@utc.edu
Press Row: (423) 756-5476
Web Site: www.gomocs.com



CINCINNATI BEARCATS

Saturday, Jan. 14 • 3 p.m. ET
Cincinnati, Ohio • Fifth Third Arena
Notre Dame Leads Series 7-0

Location: Cincinnati, Ohio
Founded: 1819
Enrollment: 41,357
Colors: Red and Black
Conference: BIG EAST
Arena (Capacity): Fifth Third Arena (13,176)
Athletics Director (interim): Bob Akerlpane
Head Coach: Jamelle Elliott (Connecticut '96)
Record at CIN (Yrs.): 21-38 (2)
Career Record (Yrs.): Same
Assistants: LaTrina Wilcher (Long Beach State '98), Katie Rokus (South Carolina-Aiken '03), Aaron Swinson (Auburn '05)
2010-11 Record (Conf./Finish): 9-20 (2-14/15th)

Postseason: None
Final Ranking: Not ranked
Starters Returning/Lost: 3/2
Letterwinners Returning/Lost: 7/3
Returning Starters (Pos., Yr., Ht.): Chanel Chisholm (G/F, Sr., 5-11); Kayla Cook (G, So., 5-10); Tiffany Turner (F, So., 6-1)
Women's Basketball SID: Katie Baran
Office: (513) 556-5191
Fax: (513) 556-0619
E-mail: Katie.Baran@uc.edu
Press Row: (513) 556-3800
Web Site: www.gobearcats.com



CONNECTICUT HUSKIES

Saturday, Jan. 7 • 4 p.m. ET
Notre Dame, Ind. • Purcell Pavilion
Monday, Feb. 27 • 9 p.m. ET
Hartford, Conn. • XL Center
Connecticut Leads Series 28-5

Location: Storrs, Conn.
Founded: 1881
Enrollment: 28,481
Colors: National Flag Blue (Navy) and White
Conference: BIG EAST
Arenas (Capacities): Gampel Pavilion (10,167); XL Center (16,294)
Athletics Director (Interim): Paul Pendergast
Head Coach: Geno Auriemma (West Chester '81)
Record at UCONN (Yrs.): 771-124 (26)
Career Record (Yrs.): Same
Associate Head Coach: Chris Dailey (Rutgers '82)
Assistants: Shea Ralph (Connecticut '01), Marissa Moseley (Boston University '04)
2010-11 Record (Conf./Finish): 36-2 (16-0/1st)

Postseason: NCAA Final Four
Final Ranking: 1st (AP/3rd (ESPN/USA Today))
Starters Returning/Lost: 4/1
Letterwinners Returning/Lost: 7/3
Returning Starters (Pos., Yr., Ht.): Stefanie Dolson (C, So., 6-5); Kelly Faris (G, Jr., 5-11); Bria Hartley (G, So., 5-7); Tiffany Hayes (G, Sr., 5-10)
Women's Basketball SID: Pat McKenna
Office: (860) 486-2394
Fax: (860) 486-5085
E-mail: patrick.mckenna@uconn.edu
Press Row: (860) 486-1888 (GP); TBA (XL)
Web Site: www.uconnhuskies.com



CREIGHTON BLUEJAYS

Sunday, Dec. 4 • 1:35 p.m. CT/2:35 p.m. ET
Omaha, Neb. • D.J. Sokol Arena
Notre Dame Leads Series 2-0

Location: Omaha, Neb.
Founded: 1878
Enrollment: 7,662
Colors: Blue and White
Conference: Missouri Valley
Arena (Capacity): D.J. Sokol Arena (2,500)
Athletics Director: Bruce Rasmussen
Head Coach: Jim Flanery (Creighton '87)
Record at CU (Yrs.): 170-116 (9)
Career Record (Yrs.): Same
Assistants: Steve Huber (Illinois State '82), Jenny Vickers (Creighton '03), Carrie Moore (Western Michigan '07)

2010-11 Record (Conf./Finish): 18-13 (12-6/7-2nd)

Postseason: WNIT first round
Final Ranking: Not ranked
Starters Returning/Lost: 2/3
Letterwinners Returning/Lost: 8/3
Returning Starters (Pos., Yr., Ht.): Ally Jensen (G, Jr., 5-6); Carl Tritz (G, So., 5-10)
Women's Basketball SID: Rob Simms
Office: (402) 280-2433
Fax: (402) 280-2495
E-mail: rsimms@creighton.edu
Press Row: (402) 280-5724
Web Site: www.gocreighton.com



DEPAUL BLUE DEMONS

Sunday, Feb. 5 • 1 p.m. ET
Notre Dame, Ind. • Purcell Pavilion
DePaul Leads Series 19-16

Location: Chicago, Ill.
Founded: 1898
Enrollment: 25,145
Colors: Royal Blue and Scarlet
Conference: BIG EAST
Arena (Capacity): McGrath-Phillips Arena (3,000)
Athletics Director: Jean Lenti Porsetto
Head Coach: Doug Bruno (DePaul '73)
Record at DPU (Yrs.): 487-271 (25)
Career Record (Yrs.): 527-301 (27)
Assistants: Candis Banks (Notre Dame '01), Bart Brooks (Wyoming '04), Jill Pizzotti (Southeast Missouri State '89)

2010-11 Record (Conf./Finish): 29-7 (13-3/7-2nd)

Postseason: NCAA Sweet 16
Final Ranking: 10th (AP/10th (ESPN/USA Today))
Starters Returning/Lost: 3/2
Letterwinners Returning/Lost: 7/5
Returning Starters (Pos., Yr., Ht.): Keisha Hampton (F, Sr., 6-2); Katherine Harry (F, Jr., 6-3); Anna Martin (G, Jr., 5-9)
Women's Basketball SID: Alicia Powers
Office: (773) 325-4740
Fax: (773) 325-7531
E-mail: apowers1@depaul.edu
Press Row: (773) 325-4901
Web Site: www.depaulbluedemons.com



DETROIT TITANS

Preseason WNIT - Possible Opponent
Notre Dame Leads Series 22-2

Location: Detroit, Mich.
Founded: 1877
Enrollment: 5,700
Colors: Red, White and Blue
Conference: Horizon League
Arena (Capacity): Cauffman Hall (8,295)
Athletics Director: Keri Galther
Head Coach: Autumn Rademacher (Detroit '97)
Record at UDM (Yrs.): 42-51 (3)
Career Record (Yrs.): Same
Assistants: Emily Samuelson (Northern Michigan '04), Mike Geary (Aquinas '79), Brigid Mulroy (Detroit '10)

2010-11 Record (Conf./Finish): 13-18 (6-12/7th)

Postseason: None

Final Ranking: Not ranked
Starters Returning/Lost: 3/2
Letterwinners Returning/Lost: 7/6
Returning Starters (Pos., Yr., Ht.): Lauren Allen (G, Sr., 5-8); Jalesa Jones (G, Sr., 5-4); Yar Shayok (F, Jr., 6-1)
Women's Basketball SID: P.J. Gradowski
Office: (313) 993-1745
Fax: (313) 993-1765
E-mail: gradowpj@udmercy.edu
Press Row: (313) 993-1750
Web Site: www.detroittitans.com



DREXEL DRAGONS

Preseason WNIT - Possible Opponent
First Meeting

Location: Philadelphia, Pa.
Founded: 1891
Enrollment: 24,254
Colors: Navy Blue and Gold
Conference: Colonial Athletic Association
Arena (Capacity): Daskalakis Athletic Center (2,532)
Athletics Director: Eric Zillmer
Head Coach: Denise Dillon (Villanova '96)
Record at DU (Yrs.): 132-111 (8)
Career Record (Yrs.): Same
Associate Head Coach: Amy Mallon (Saint Josephs '93)
Assistants: Melissa Dunne (Temple '02), James Clark (La Salle '06)

2010-11 Record (Conf./Finish): 19-13 (10-8/7-5th)

Postseason: WNIT first round
Final Ranking: Not ranked
Starters Returning/Lost: 4/1
Letterwinners Returning/Lost: 10/2
Returning Starters (Pos., Yr., Ht.): Marisa Crane (G, Sr., 5-5); Tyler Hale (F, Sr., 6-0); Kamile Nadiakalite (G, Sr., 5-11); Taylor Wootton (F, Jr., 6-1)
Women's Basketball SID: Sam Angell
Office: (215) 895-6895
Fax: (215) 895-2038
E-mail: seab65@drexel.edu
Press Row: (215) 895-2041
Web Site: www.drexeldragons.com



DUKE BLUE DEVILS

Junkanoo Jam - Possible Opponent
Saturday, Nov. 26 • 5:45 or 8 p.m. ET
Freeport, Bahamas • St. Georges High School
Notre Dame Leads Series 4-1

Location: Durham, N.C.
Founded: 1838
Enrollment: 6,504
Colors: Duke Blue and White
Conference: Atlantic Coast
Arena (Capacity): Cameron Indoor Stadium (9,314)
Athletics Director: Kevin White
Head Coach: Joanne P. McCallie (Northwestern '87)
Record at DUKE (Yrs.): 114-26 (4)
Career Record (Yrs.): 430-174 (19)
Assistants: Al Brown (Purdue '64), Candice Jackson (Michigan State '04), Joy Cheek (Duke '10)

2010-11 Record (Conf./Finish): 32-4 (12-2/1st)
Postseason: NCAA Elite Eight
Final Ranking: 6th (AP/7th (ESPN/USA Today))
Starters Returning/Lost: 2/3
Letterwinners Returning/Lost: 8/3
Returning Starters (Pos., Yr., Ht.): Chelsea Gray (G, So., 5-11); Haley Peters (F, So., 6-3)
Women's Basketball SID: Lindy Brown
Office: (919) 684-2664
Fax: (919) 684-2633
E-mail: lbrown@duke.edu
Press Row: (919) 684-6186
Web Site: www.goduke.com



EAST TENNESSEE STATE LADY BUCS

Preseason WNIT • Possible Opponent
First Meeting

Location:

Johnson City, Tenn.

Founded: 1911

Enrollment: 15,500

Colors:

Navy Blue and Old Gold

Conference: Atlantic Sun

Arena (Capacity): ETSU/
MSHA Athletic Center (6,500)

Athletics Director:

Dave Mullins

Head Coach:

Karen Kamp (Berry '85)

Record at ETSU (Yrs.):

256-237 (17)

Career Record (Yrs.): Same

Associate Head Coach:

DeShavonne Blocker (East

Tennessee State '96)

Assistants: Kelvin Long

(Chase Arena at Reich Family

Pavilion (3,508)

Record at UH (Yrs.):

236-137 (12)

Career Record (Yrs.): Same

Assistants: Brian Mik

(Southern Connecticut '94),

Bill Sullivan (Connecticut '95),

Ikeia Witt (Hartford '07)

2010-11 Record (Conf./

Finish): 19-12 (15-5/2nd)

Postseason: None

Final Ranking: Not ranked

Starters Returning/Lost:

3/2

Letterwinners Returning/

Lost: 7/5

Returning Starters (Pos.,

Yr., Ht.): Tisha Austin (F/C,

Jr., 6-2); Destiny Mitchell

(G/F, So., 5-11); Natalie

Pickwell (G, Sr., 5-11)

Women's Basketball SID:

Kevin Brown

Office: (423) 439-5263

Fax: (423) 439-6138

E-mail: brownk@etsu.edu

Press Row: (423) 439-5329

Web Site:

www.etsubucs.com



GARDNER-WEBB RUNNIN' BULLDOGS

Junkanoo Jam • Possible Opponent
Saturday, Nov. 26 • 5:45 or 8 p.m. ET
Freeport, Bahamas • St. Georges High School
First Meeting

Location:

Boiling Springs, N.C.

Founded: 1905

Enrollment: 4,300

Colors: Red and Black

Conference: Big South

Arena (Capacity):

Paul Porter Arena (3,500)

Athletics Director:

Chuck Burch

Head Coach: Rick Reeves

(Indiana State '81)

Record at GWU (Yrs.):

118-100 (6)

Career Record (Yrs.):

385-338 (21)

Associate Head Coach:

Krystal Reeves-Evans

(Southern Miss '02)

Assistants: Brooke

Wilkinson (Gardner-Webb

'06), LaToya Carter (Gardner-

Webb '08)

2010-11 Record (Conf./

Finish): 23-11 (11-5/2nd)

Postseason:

NCAA first round

Final Ranking: Not ranked

Starters Returning/Lost:

1/4

Letterwinners Returning/

Lost: 7/7

Returning Starter (Pos.,

Yr., Ht.):

Brianna Dillard (G, Sr., 5-8)

Women's Basketball SID:

Kevin Davis

Office: (704) 406-3523

Fax: (704) 406-3739

E-mail:

kidavis@gardner-webb.edu

Press Row: (704) 406-4475

Web Site:

www.gwusports.com



GEORGETOWN HOYAS

Tuesday, Jan. 10 • 7 p.m. ET
Washington, D.C. • McDonough Arena
Notre Dame Leads Series 24-3

Location:

Washington, D.C.

Founded: 1789

Enrollment: 15,318

Colors: Blue and Gray

Conference: BIG EAST

Arena (Capacity):

McDonough Arena (2,400)

Athletics Director:

Lee Reed

Head Coach: Terri Williams-

Flournoy (Penn State '91)

Record at GU (Yrs.):

120-95 (7)

Career Record (Yrs.): Same

Assistants: Keith Brown

(South Carolina State '88),

Ashley Davis (TCU '07),

Adrian Walters (Saint Francis

(Pa.) '87)

2010-11 Record (Conf./

Finish): 24-11 (9-7/17th)

Postseason:

NCAA Sweet 16

Final Ranking: 22nd

(AP/14th ESPN/USA Today)

Starters Returning/Lost:

4/1

Letterwinners Returning/

Lost: 12/1

Returning Starters (Pos.,

Yr., Ht.): Adria Crawford (F,

Sr., 6-0); Tia Magee (F, Sr.,

6-2); Sugar Rodgers (G, Jr.,

5-11); Rubylee Wright (G, Sr.,

5-3)

Women's Basketball SID:

Barbara Barnes

Office: (202) 687-7155

Fax: (202) 687-2491

E-mail:

bj57@georgetown.edu

Press Row: (202) 687-1581

Web Site:

www.guhoyas.com



HARTFORD HAWKS

Preseason WNIT • Possible Opponent
First Meeting

Location:

Hartford, Conn.

Founded: 1877

Enrollment: 4,694

Colors: Scarlet and White

Conference: America East

Arena (Capacity):

Chase Arena at Reich Family

Pavilion (3,508)

Athletics Director:

Patricia Meiser

Head Coach: Jennifer

Rizzotti (Connecticut '96)

Record at UH (Yrs.):

236-137 (12)

Career Record (Yrs.): Same

Assistants: Brian Mik

(Southern Connecticut '94),

Bill Sullivan (Connecticut '95),

Ikeia Witt (Hartford '07)

2010-11 Record (Conf./

Finish): 17-16 (11-5/3rd)

Postseason:

NCAA first round

Final Ranking: Not ranked

Starters Returning/Lost:

4/1

Letterwinners Returning/

Lost: 8/4

Returning Starters (Pos.,

Yr., Ht.): Daphne Elliott (G,

Jr., 5-6); Alex Hall (G, Jr., 5-7);

Ruthanne Doherty (F, Jr.,

5-11); Nikkia Smith (F, Jr., 6-1)

Women's Basketball SID:

Dan Ruede

Office: (860) 768-4501

Fax: (860) 768-4068

E-mail: ruede@hartford.edu

Press Row: (860) 768-5042

Web Site:

www.hartfordhawks.com



HOWARD LADY BISON

Preseason WNIT • Possible Opponent
First Meeting

Location:

Washington, D.C.

Founded: 1867

Enrollment: 10,500

Colors:

Navy Blue and White

Conference:

Mid-Eastern Athletic

Arena (Capacity): Burr

Gymnasium (2,700)

Athletics Director:

Louis Perkins

Head Coach: Niki Reid

Geckeler (Georgetown '93)

Record at HU (Yrs.):

41-54 (3)

Career Record (Yrs.): Same

Associate Head Coach:

James Simmons (Belford '98)

Assistants:

Jimmy Howard (Greensboro

'91), Brian Johnson (Drexel

'98)

2010-11 Record (Conf./

Finish): 16-18 (9-7/4th)

Postseason: None

Final Ranking: Not ranked

Starters Returning/Lost:

4/1

Letterwinners Returning/

Lost: 12/3

Returning Starters (Pos.,

Yr., Ht.): Cheryenne Curley-

Payne (G, Jr., 5-5); Saadia

Doyle (F, Jr.-RS, 5-11);

Tamoria Holmes (G, Jr., 5-6);

Kara Smith (F, Jr., 6-0)

Women's Basketball SID:

Jamillah Corbett

Office: (202) 806-7182

Fax: (202) 806-9595

E-mail:

jamillah.corbett@howard.edu

Press Row: (202) 806-7159

Web Site:

www.howard-bison.com



INDIANA STATE SYCAMORES

Preseason WNIT • Possible Opponent
First Meeting

Location:

Terre Haute, Ind.

Founded: 1865

Enrollment: 11,494

Colors:

Royal Blue and White

Conference: Missouri Valley

Arena (Capacity):

Hulman Center (10,200)

Athletics Director:

Ron Prettyman

Head Coach:

Teri Moren (Purdue '92)

Record at ISU (Yrs.):

16-16 (1)

Career Record (Yrs.):

146-89 (8)

Associate Head Coach:

Clint Weddle (Oakland City

'04)

Assistants:

Melanie Boeglin (Indiana

State '06), Cammie Campbell

(Western Kentucky '07)

2010-11 Record (Conf./

Finish): 16-16 (8-10/7th)

Postseason: None

Final Ranking: Not ranked

Starters Returning/Lost:

4/1

Letterwinners Returning/

Lost: 8/3

Returning Starters (Pos.,

Yr., Ht.): Deja Mattox (G/F,</



KENTUCKY WILDCATS

Sunday, Dec. 8 • 1 p.m. ET
Notre Dame, Ind. • Purcell Pavilion
Kentucky Leads Series 1-0

Location: Lexington, Ky.
Founded: 1865
Enrollment: 27,000
Colors: Blue and White
Conference: Southeastern
Arena (Capacity): Memorial Coliseum (8,000)

Athletics Director:

Mitch Barnhart
Head Coach:
Matthew Mitchell
(Mississippi State '95)
Record at UK (Yrs.):
86-49 (4)

Career Record (Yrs.):
116-78 (6)

Associate Head Coach:

Kyra Elzy (Tennessee '01)
Assistants: Matt Insell
(Middle Tennessee '07),
Shalon Pillow (Tennessee '02)

2010-11 Record (Conf/
Finish): 25-9 (11-5/2nd)

Postseason:

NCAA second round
Final Ranking: 17th
(AP) (22nd/ESPN/USA Today)
Starters Returning/Lost:
4/1

Letterwinners Returning/
Lost: 10/3

Returning Starters (Pos.,
Yr., Ht.): Brittany Henderson
(F, Jr., 6-2); Adia Mathies (G,
Jr., 5-9); Bernisha Pinkett (G,
So.-RS, 5-7); Keyla Snowden
(G, Grad., 5-7)

Women's Basketball SID:

Susan Lax
Office: (859) 257-8420
Fax: (859) 323-4310
E-mail: slax00@uky.edu
Press Row: (859) 323-5900
Web Site:
www.ukathletics.com



LONG ISLAND BLACKBIRDS

Preseason WNIT - Possible Opponent
First Meeting

Location: Brooklyn, N.Y.

Founded: 1926

Enrollment: 11,000

Colors: Black and Silver
Conference: Northeast

Arena (Capacity):
Wellness, Recreation &
Athletic Center (2,000)

Letterwinners Returning/
Lost: 9/5

Returning Starters (Pos.,
Yr., Ht.): Kiera Evans (G, Sr.,
5-8); Ashley Palmer (F, Sr.,
5-10); Krystal Wells (G, Jr.,
5-5)

Assistants: John Suarez

Head Coach: Gail Striegler
(Central Arkansas '90)

Record at LIU (Yrs.):
50-41 (3)

Career Record (Yrs.):
156-169 (11)

Associate Head Coach:
Lisa Pace (Eastern Kentucky
'99)

Assistants: Mary McConnell
(Bryant '04), Terrell Coburn
(Central Arkansas '08)

Web Site:
www.liuathletics.com

2010-11 Record (Conf/
Finish): 19-11 (11-7/5th)

Postseason: None

Final Ranking: Not ranked

Starters Returning/Lost:
3/2

Letterwinners Returning/
Lost: 9/5

Returning Starters (Pos.,
Yr., Ht.): Kiera Evans (G, Sr.,
5-8); Ashley Palmer (F, Sr.,
5-10); Krystal Wells (G, Jr.,
5-5)

Assistants: John Suarez

Head Coach: Gail Striegler
(Central Arkansas '90)

Record at LIU (Yrs.):
50-41 (3)

Career Record (Yrs.):
156-169 (11)

Associate Head Coach:
Lisa Pace (Eastern Kentucky
'99)

Assistants: Mary McConnell
(Bryant '04), Terrell Coburn
(Central Arkansas '08)

Web Site:
www.liuathletics.com

2010-11 Record (Conf/
Finish): 19-11 (11-7/5th)

Postseason: None

Final Ranking: Not ranked

Starters Returning/Lost:
3/2

Letterwinners Returning/
Lost: 9/5

Returning Starters (Pos.,
Yr., Ht.): Kiera Evans (G, Sr.,
5-8); Ashley Palmer (F, Sr.,
5-10); Krystal Wells (G, Jr.,
5-5)

Assistants: John Suarez

Head Coach: Gail Striegler
(Central Arkansas '90)

Record at LIU (Yrs.):
50-41 (3)

Career Record (Yrs.):
156-169 (11)

Associate Head Coach:
Lisa Pace (Eastern Kentucky
'99)

Assistants: Mary McConnell
(Bryant '04), Terrell Coburn
(Central Arkansas '08)

Web Site:
www.liuathletics.com

2010-11 Record (Conf/
Finish): 19-11 (11-7/5th)

Postseason: None

Final Ranking: Not ranked

Starters Returning/Lost:
3/2

Letterwinners Returning/
Lost: 9/5

Returning Starters (Pos.,
Yr., Ht.): Kiera Evans (G, Sr.,
5-8); Ashley Palmer (F, Sr.,
5-10); Krystal Wells (G, Jr.,
5-5)

Assistants: John Suarez

Head Coach: Gail Striegler
(Central Arkansas '90)

Record at LIU (Yrs.):
50-41 (3)

Career Record (Yrs.):
156-169 (11)

Associate Head Coach:
Lisa Pace (Eastern Kentucky
'99)

Assistants: Mary McConnell
(Bryant '04), Terrell Coburn
(Central Arkansas '08)

Web Site:
www.liuathletics.com

2010-11 Record (Conf/
Finish): 19-11 (11-7/5th)

Postseason: None

Final Ranking: Not ranked

Starters Returning/Lost:
3/2

Letterwinners Returning/
Lost: 9/5

Returning Starters (Pos.,
Yr., Ht.): Kiera Evans (G, Sr.,
5-8); Ashley Palmer (F, Sr.,
5-10); Krystal Wells (G, Jr.,
5-5)

Assistants: John Suarez

Head Coach: Gail Striegler
(Central Arkansas '90)

Record at LIU (Yrs.):
50-41 (3)

Career Record (Yrs.):
156-169 (11)

Associate Head Coach:
Lisa Pace (Eastern Kentucky
'99)

Assistants: Mary McConnell
(Bryant '04), Terrell Coburn
(Central Arkansas '08)

Web Site:
www.liuathletics.com

2010-11 Record (Conf/
Finish): 19-11 (11-7/5th)

Postseason: None

Final Ranking: Not ranked

Starters Returning/Lost:
3/2

Letterwinners Returning/
Lost: 9/5

Returning Starters (Pos.,
Yr., Ht.): Kiera Evans (G, Sr.,
5-8); Ashley Palmer (F, Sr.,
5-10); Krystal Wells (G, Jr.,
5-5)

Assistants: John Suarez

Head Coach: Gail Striegler
(Central Arkansas '90)

Record at LIU (Yrs.):
50-41 (3)

Career Record (Yrs.):
156-169 (11)

Associate Head Coach:
Lisa Pace (Eastern Kentucky
'99)

Assistants: Mary McConnell
(Bryant '04), Terrell Coburn
(Central Arkansas '08)

Web Site:
www.liuathletics.com

2010-11 Record (Conf/
Finish): 19-11 (11-7/5th)

Postseason: None

Final Ranking: Not ranked

Starters Returning/Lost:
3/2

Letterwinners Returning/
Lost: 9/5

Returning Starters (Pos.,
Yr., Ht.): Kiera Evans (G, Sr.,
5-8); Ashley Palmer (F, Sr.,
5-10); Krystal Wells (G, Jr.,
5-5)

Assistants: John Suarez

Head Coach: Gail Striegler
(Central Arkansas '90)

Record at LIU (Yrs.):
50-41 (3)

Career Record (Yrs.):
156-169 (11)

Associate Head Coach:
Lisa Pace (Eastern Kentucky
'99)

Assistants: Mary McConnell
(Bryant '04), Terrell Coburn
(Central Arkansas '08)

Web Site:
www.liuathletics.com

2010-11 Record (Conf/
Finish): 19-11 (11-7/5th)

Postseason: None

Final Ranking: Not ranked

Starters Returning/Lost:
3/2

Letterwinners Returning/
Lost: 9/5

Returning Starters (Pos.,
Yr., Ht.): Kiera Evans (G, Sr.,
5-8); Ashley Palmer (F, Sr.,
5-10); Krystal Wells (G, Jr.,
5-5)

Assistants: John Suarez

Head Coach: Gail Striegler
(Central Arkansas '90)

Record at LIU (Yrs.):
50-41 (3)

Career Record (Yrs.):
156-169 (11)

Associate Head Coach:
Lisa Pace (Eastern Kentucky
'99)

Assistants: Mary McConnell
(Bryant '04), Terrell Coburn
(Central Arkansas '08)

Web Site:
www.liuathletics.com

2010-11 Record (Conf/
Finish): 19-11 (11-7/5th)

Postseason: None

Final Ranking: Not ranked

Starters Returning/Lost:
3/2

Letterwinners Returning/
Lost: 9/5

Returning Starters (Pos.,
Yr., Ht.): Kiera Evans (G, Sr.,
5-8); Ashley Palmer (F, Sr.,
5-10); Krystal Wells (G, Jr.,
5-5)

Assistants: John Suarez

Head Coach: Gail Striegler
(Central Arkansas '90)

Record at LIU (Yrs.):
50-41 (3)

Career Record (Yrs.):
156-169 (11)

Associate Head Coach:
Lisa Pace (Eastern Kentucky
'99)

Assistants: Mary McConnell
(Bryant '04), Terrell Coburn
(Central Arkansas '08)

Web Site:
www.liuathletics.com

2010-11 Record (Conf/
Finish): 19-11 (11-7/5th)

Postseason: None

Final Ranking: Not ranked

Starters Returning/Lost:
3/2

Letterwinners Returning/
Lost: 9/5

Returning Starters (Pos.,
Yr., Ht.): Kiera Evans (G, Sr.,
5-8); Ashley Palmer (F, Sr.,
5-10); Krystal Wells (G, Jr.,
5-5)

Assistants: John Suarez

Head Coach: Gail Striegler
(Central Arkansas '90)

Record at LIU (Yrs.):
50-41 (3)

Career Record (Yrs.):
156-169 (11)

Associate Head Coach:
Lisa Pace (Eastern Kentucky
'99)

Assistants: Mary McConnell
(Bryant '04), Terrell Coburn
(Central Arkansas '08)

Web Site:
www.liuathletics.com

2010-11 Record (Conf/
Finish): 19-11 (11-7/5th)

Postseason: None

Final Ranking: Not ranked

Starters Returning/Lost:
3/2

Letterwinners Returning/
Lost: 9/5

Returning Starters (Pos.,
Yr., Ht.): Kiera Evans (G, Sr.,
5-8); Ashley Palmer (F, Sr.,
5-10); Krystal Wells (G, Jr.,
5-5)

Assistants: John Suarez

Head Coach: Gail Striegler
(Central Arkansas '90)

Record at LIU (Yrs.):
50-41 (3)

Career Record (Yrs.):
156-169 (11)

Associate Head Coach:
Lisa Pace (Eastern Kentucky
'99)

Assistants: Mary McConnell
(Bryant '04), Terrell Coburn
(Central Arkansas '08)

Web Site:
www.liuathletics.com

2010-11 Record (Conf/
Finish): 19-11 (11-7/5th)

Postseason: None

Final Ranking: Not ranked

Starters Returning/Lost:
3/2

Letterwinners Returning/
Lost: 9/5

Returning Starters (Pos.,
Yr., Ht.): Kiera Evans (G, Sr.,
5-8); Ashley Palmer (F, Sr.,
5-10); Krystal Wells (G, Jr.,
5-5)

Assistants: John Suarez

Head Coach: Gail Striegler
(Central Arkansas '90)

Record at LIU (Yrs.):
50-41 (3)

Career Record (Yrs.):
156-169 (11)

Associate Head Coach:
Lisa Pace (Eastern Kentucky
'99)

Assistants: Mary McConnell
(Bryant '04), Terrell Coburn
(Central Arkansas '08)

Web Site:
www.liuathletics.com

2010-11 Record (Conf/
Finish): 19-11 (11-7/5th)

Postseason: None

Final Ranking: Not ranked

Starters Returning/Lost:
3/2

Letterwinners Returning/
Lost: 9/5

Returning Starters (Pos.,
Yr., Ht.): Kiera Evans (G, Sr.,
5-8); Ashley Palmer (F, Sr.,
5-10); Krystal Wells (G, Jr.,
5-5)

Assistants: John Suarez

Head Coach: Gail Striegler
(Central Arkansas '90)

Record at LIU (Yrs.):
50-41 (3)

Career Record (Yrs.):
156-169 (11)

Associate Head Coach:
Lisa Pace (Eastern Kentucky
'99)

Assistants: Mary McConnell
(Bryant '04), Terrell Coburn
(Central Arkansas '08)

Web Site:
www.liuathletics.com

2010-11 Record (Conf/
Finish): 19-11 (11-7/5th)

Postseason: None

Final Ranking: Not ranked

Starters Returning/Lost:
3/2

Letterwinners Returning/
Lost: 9/5

Returning Starters (Pos.,
Yr., Ht.): Kiera Evans (G, Sr.,
5-8); Ashley Palmer (F, Sr.,
5-10); Krystal Wells (G, Jr.,
5-5)

Assistants: John Suarez

Head Coach: Gail Striegler
(Central Arkansas '90)

Record at LIU (Yrs.):
50-41 (3)



McNEESE STATE COWGIRLS

Preseason WNIT • Possible Opponent
First Meeting

Location: Lake Charles, La.

Founded: 1935

Enrollment: 8,992

Colors: Royal Blue and Yellow

Conference: Southland

Arena (Capacity): Burton Coliseum (8,000)

2010-11 Record (Conf/

Finish): 26-7 (15-1/st)

Postseason: NCAA first round

Final Ranking: Not ranked

Starters Returning/Lost: 3/2

Letterwinners Returning/Lost: 12/2

Returning Starters (Pos.,

Yr., Ht.): Ashlyn Baggett (G,

Jr., 5-6); Caitlyn Baggett (G,

Jr., 5-6); Kendra Wells (F, Sr.,

5-11)

Women's Basketball SID:

Pam LaFosse

Office: (337) 475-5926

Fax: (337) 475-5928

E-mail:

plafosse@mcneese.edu

Press Row: (337) 562-4061

Web Site:

www.mcneeseports.com



MERCER BEARS

Friday, Dec. 30 • 7 p.m. ET
Macon, Ga. • University Center
First Meeting

Location: Macon, Ga.

Founded: 1833

Enrollment: 8,200

Colors: Orange and Black

Conference: Atlantic Sun

Arena (Capacity): University Center (3,200)

2010-11 Record (Conf/

Finish): 26-7 (15-1/st)

Postseason: None

Final Ranking: Not ranked

Starters Returning/Lost: 5/0

Letterwinners Returning/Lost: 6/5

Returning Starters (Pos.,

Yr., Ht.): Shamea Boykin (G,

So., 5-5); Brittnee Hazel (F,

So., 5-11); Alex Phillips (F,

Jr., 6-3); Shamesia Smith (F,

Jr., 6-0); Briana Williams (G,

So., 5-7)

Women's Basketball SID:

Andy Stabell

Office: (478) 301-5219

Fax: (478) 301-5350

E-mail:

stabell_a@mercer.edu

Press Row: (478) 301-5161

Web Site:

www.mercerbears.com



PENNSYLVANIA QUAKERS

Friday, Dec. 2 • 7 p.m. ET
Notre Dame, Ind. • Purcell Pavilion
Notre Dame Leads Series 1-0

Location: Philadelphia, Pa.

Founded: 1740

Enrollment: 10,275

Colors: Red and Blue

Conference: Ivy League

Arena (Capacity): The

Palestra (8,722)

2010-11 Record (Conf/

Finish): 26-7 (15-1/st)

Postseason: None

Final Ranking: Not ranked

Starters Returning/Lost: 3/2

Letterwinners Returning/Lost: 8/3

Returning Starters (Pos.,

Yr., Ht.): Alyssa Baron (G,

So., 5-10); Jess Knapp (F,

Sr., 5-11); Meghan McCullough

(G, So., 5-6)

Women's Basketball SID:

Eric Dolan

Office: (215) 898-6129

Fax: (215) 898-1747

E-mail: edolan@upenn.edu

Press Row: (215) 898-4324

Web Site:

www.pennathletics.com



PITTSBURGH PANTHERS

Tuesday, Jan. 17 • 7 p.m. ET
Notre Dame, Ind. • Purcell Pavilion
Notre Dame Leads Series 19-3

Location: Pittsburgh, Pa.

Founded: 1787

Enrollment: 28,823

Colors: Blue and Gold

Conference: BIG EAST

Arena (Capacity): Petersen

Events Center (12,508)

2010-11 Record (Conf/

Finish): 26-7 (15-1/st)

Postseason: None

Final Ranking: Not ranked

Starters Returning/Lost: 1/4

Letterwinners Returning/Lost: 6/4

Returning Starter (Pos.,

Yr., Ht.): Ashlee Anderson (G,

So., SR., 5-9)

Women's Basketball SID:

Stacey Brann

Office: (412) 648-8650

Fax: (412) 648-8248

E-mail:

sbrann@athletics.pitt.edu

Press Row: (412) 648-2318

Web Site:

www.pittsburghpanthers.com



PROVIDENCE FRIARS

Tuesday, Feb. 14 • 7 p.m. ET
Notre Dame, Ind. • Purcell Pavilion
Notre Dame Leads Series 19-0

Location: Providence, R.I.

Founded: 1917

Enrollment: 3,938

Colors: Black, White and Silver

Conference: BIG EAST

Arena (Capacity): Alumni Hall (2,620)

2010-11 Record (Conf/

Finish): 26-7 (15-1/st)

Postseason: None

Final Ranking: Not ranked

Starters Returning/Lost: 3/2

Letterwinners Returning/Lost: 11/3

Returning Starters (Pos.,

Yr., Ht.): Symone Roberts (G,

Jr., 5-7); Lola Wells (G, Sr.,

5-6); Teja Wright (F, Sr., SR.,

6-1)

Women's Basketball SID:

Jennifer Rymearson

Office: (401) 865-2208

Fax: (401) 865-2583

E-mail:

jrymearson@providence.edu

Press Row: (401) 865-2810

Web Site: www.friars.com



PURDUE BOILERMAKERS

Saturday, Dec. 10 • Noon ET
West Lafayette, Ind. • Mackey Arena
Purdue Leads Series 14-10

Location: West Lafayette, Ind.

Founded: 1869

Enrollment: 39,726

Colors: Old Gold and Black

Conference: Big Ten

Arena (Capacity): Mackey Arena (14,240)

2010-11 Record (Conf/

Finish): 26-7 (15-1/st)

Postseason: NCAA second round

Final Ranking: Not ranked

Starters Returning/Lost: 5/0

Letterwinners Returning/Lost: 11/1

Returning Starters (Pos.,

Yr., Ht.): Alex Guyton (F, Sr.,

6-3); Drey Mingo (F, Sr., SR.,

6-2); Courtney Moses (G, So.,

5-7); Chantel Poston (G, Jr.,

SR., 5-10); Brittany Rayburn

(G, Sr., 6-0)

Women's Basketball SID:

Sara White

Office: (765) 494-6235

Fax: (765) 494-5447

E-mail:

sarawhite@purdue.edu

Press Row: (765) 494-6364/6365

Web Site:

www.purduesports.com



RUTGERS SCARLET KNIGHTS

Tuesday, Jan. 31 • 7 p.m. ET
Piscataway, N.J. • Louis Brown Athletic Center
Rutgers Leads Series 16-11

Location: Piscataway, N.J.
Founded: 1766
Enrollment: 42,327
Color: Scarlet
Conference: BIG EAST
Arena (Capacity): Louis Brown Athletic Center (8,000)

Athletics Director: Tim Pernetti
Head Coach: C. Vivian Stringer (Slippery Rock '71)
Record at RU (Yrs.): 343-173 (16)

Career Record (Yrs.): 863-308 (40)
Assistants: Tia Jackson (Iowa '95), Tasha Pointer (Rutgers '01), Chelsea Newton (Rutgers '05)

2010-11 Record (Conf/Finish): 20-13 (11-5/4th)
Postseason: NCAA first round

Final Ranking: Not ranked
Starters Returning/Lost: 5/0
Lettermen Returning/Lost: 6/3
Returning Starters (Pos., Yr., Ht.): Chelsey Lee (F, Sr., 6-2); Monique Oliver (C, Jr., 6-2); Khadija Rushdan (G, Sr.-RS, 5-9); April Sykes (G/F, Sr., 6-0); Erica Wheeler (G, Jr., 5-7)

Women's Basketball SID: Hasim Phillips
Office: (732) 445-7882
Fax: (732) 445-3063
E-mail: hphillips@scarletknights.com
Press Row: (732) 445-4200
Web Site: www.scarletknights.com



ST. JOHN'S RED STORM

Saturday, Jan. 28 • Noon ET
Jamaica, N.Y. • Carnesecca Arena
Notre Dame Leads Series 20-3

Location: Jamaica, N.Y.
Founded: 1870
Enrollment: 21,354
Colors: Red and White
Conference: BIG EAST
Arenas (Capacities): Carnesecca Arena (5,602); Madison Square Garden (19,786)

Athletics Director: Chris Monash
Head Coach: Kim Barnes Arico (Montclair State '93)
Record at STJ (Yrs.): 152-124 (9)
Career Record (Yrs.): 246-196 (15)
Associate Head Coach: Joe Tartamella (James Madison '01)
Assistants: Megan Duffy (Notre Dame '06), Veronica Mullen (Adelphi '03)

2010-11 Record (Conf/Finish): 22-11 (9-7/T-7th)
Postseason: NCAA second round
Final Ranking: Not ranked
Starters Returning/Lost: 3/2
Lettermen Returning/Lost: 9/2
Returning Starters (Pos., Yr., Ht.): Nadirah McKenith (G, Jr., 5-7); Shemeka Smith (G, Jr., 6-1); DaShena Stevens (F, Sr., 6-1)

Women's Basketball SID: Kristin Duffy
Office: (718) 990-1522
Fax: (718) 969-8468
E-mail: duffyk@stjohns.edu
Press Row: (718) 990-5713 (CA); (212) 631-8890 (MSG)
Web Site: www.redstormsports.com



SETON HALL PIRATES

Wednesday, Jan. 4 • 7 p.m. ET
South Orange, N.J. • Walsh Gymnasium
Notre Dame Leads Series 19-4

Location: South Orange, N.J.
Founded: 1856
Enrollment: 9,700
Colors: Blue and White
Conference: BIG EAST
Arena (Capacity): Walsh Gymnasium (2,600)

Athletics Director: Patrick Lyons
Head Coach: Anne Donovan (Old Dominion '83)
Record at SHU (Yrs.): 8-21 (1)
Career Record (Yrs.): 41-72 (4)
Assistants: Ty Grace (New Haven '99), Catherine Proto (Springfield '01), Bett Shelby (Greensboro '06)

2010-11 Record (Conf/Finish): 8-21 (1-15/16th)
Postseason: None
Final Ranking: Not ranked
Starters Returning/Lost: 3/2
Lettermen Returning/Lost: 11/2
Returning Starters (Pos., Yr., Ht.): Jasmine Crew (G, Sr., 5-7); Brittany Morris (G, Jr., 5-6); Ka-Deirdre Simmons (G, So., 5-8)

Women's Basketball SID: Michael Kowalsky
Office: (973) 761-9493
Fax: (973) 761-9675
E-mail: michael.kowalsky@shu.edu
Press Row: (973) 761-9493
Web Site: www.shupirates.com



USC TROJANS

Junkanoo Jam • First Round
Friday, Nov. 25 • 5:45 p.m. ET
Freeport, Bahamas • St. Georges High School
Notre Dame Leads Series 7-2

Location: Los Angeles, Calif.
Founded: 1880
Enrollment: 33,000
Colors: Cardinal and Gold
Conference: Pac-12
Arena (Capacity): Galen Center (10,258)

Athletics Director: Pat Haden
Head Coach: Michael Cooper (New Mexico '78)
Record at USC (Yrs.): 43-25 (2)

Career Record (Yrs.): Same
Assistants: Laura Beeman (Cal State San Bernardino '92), Mary Wooley (South Carolina-Aiken '02), Michael Cooper II

2010-11 Record (Conf/Finish): 24-13 (10-8/4th)

Postseason: WNIT runner-up
Final Ranking: Not ranked
Starters Returning/Lost: 4/1
Lettermen Returning/Lost: 8/4
Returning Starters (Pos., Yr., Ht.): Ashley Corral (G, Sr., 5-9); Jacki Geronlos (G, Sr.-RS, 6-0); Briana Gilbreath (G, Sr., 6-1); Cassie Harberts (F, So., 6-2)

Women's Basketball SID: Darcy Couch
Office: (213) 740-3808
Fax: (213) 740-7584
E-mail: dcouch@usc.edu
Press Row: (213) 740-3900
Web Site: www.usctrojans.com



USF BULLS

Saturday, Feb. 25 • 2 p.m. ET
Notre Dame, Ind. • Purcell Pavilion
Notre Dame Leads Series 7-2

Location: Tampa, Fla.
Founded: 1956
Enrollment: 45,074
Colors: Green and Gold
Conference: BIG EAST
Temporary Arenas (Capacities): Bob Martinez Sports Center (3,432); USF Recreation Center (N/A)

Athletics Director: Doug Woolard
Head Coach: Jose Fernandez (Florida International '94)
Record at USF (Yrs.): 170-168 (11)
Career Record (Yrs.): Same
Associate Head Coach: Jeff Osterman (Siena '92)
Assistants: Michele Woods-Baxter (St. John Fisher '87), Carrie Banks (Detroit '00)

2010-11 Record (Conf/Finish): 12-19 (3-13/T-13th)
Postseason: None
Final Ranking: Not ranked
Starters Returning/Lost: 3/2
Lettermen Returning/Lost: 10/3
Returning Starters (Pos., Yr., Ht.): Kaneshia Saunders (G, Jr., 5-7); Andrea Smith (G, Sr., 5-8); Andreell Smith (G, Sr., 5-8)

Women's Basketball SID: Charlie Terenzi
Office: (813) 974-5755
Fax: (813) 974-5328
E-mail: cterenzi@usf.edu
Press Row: TBA
Web Site: www.goustbulls.com



SYRACUSE ORANGE

Tuesday, Feb. 7 • 7 p.m. ET
Syracuse, N.Y. • Carrier Dome
Notre Dame Leads Series 24-2

Location: Syracuse, N.Y.
Founded: 1870
Enrollment: 12,751
Color: Orange
Conference: BIG EAST
Arena (Capacity): Carrier Dome (34,616)

Athletics Director: Daryl Gross
Head Coach: Quentin Hillsman (St. Marys [Md.] '93)
Record at SU (Yrs.): 98-65 (5)
Career Record (Yrs.): Same
Associate Head Coach: Matt Leoneau (Johnson State '91)
Assistants: Kelley Gibson (Maryland '99), Vonn Read (Clark '97)

2010-11 Record (Conf/Finish): 25-10 (9-7/T-7th)
Postseason: WNIT quarterfinals
Final Ranking: Not ranked
Starters Returning/Lost: 3/2
Lettermen Returning/Lost: 10/3
Returning Starters (Pos., Yr., Ht.): Kayla Alexander (C, Jr., 6-4); Elashir Hall (G, Jr., 5-11); Carmen Tyson-Thomas (G, Jr., 5-9)

Women's Basketball SID: TBA
Office: (315) 443-2608
Fax: (315) 443-3405
E-mail: TBA
Press Row: (315) 443-4241
Web Site: www.suathletics.com



TENNESSEE LADY VOLUNTEERS

Monday, Jan. 23 • 7 p.m. ET
Notre Dame, Ind. • Purcell Pavilion
Tennessee Leads Series 20-1

Location: Knoxville, Tenn.
Founded: 1794
Enrollment: 27,523
Colors: Orange and White
Conference: Southeastern
Arena (Capacity):
Thompson-Boling Arena
(21,678)

Athletics Director:
Dave Hart
Head Coach: Pat Summitt
(Tennessee-Martin '74)
Record at UT (Yrs.):
1,071-199 (37)

Career Record (Yrs.): Same
Associate Head Coach:
Holly Warlick (Tennessee '80)
Assistants: Dean Lockwood
(Spring Arbor '82), Mickie
DeMoss (Louisiana Tech '77)

2010-11 Record (Conf./
Finish): 34-3 (16-0/1st)

Postseason: NCAA Elite
Eight
Final Ranking: 4th (AP/6th
(ESPN/USA Today)
Starters Returning/Lost:
4/1
Letterwinners Returning/
Lost: 8/5
Returning Starters (Pos.,
Yr., Ht.): Glory Johnson (F,
Grad., 6-3); Meaghan
Simmons (G, So., 5-9); Taber
Spant (G, Jr., 6-1); Shekina
Stricklen (G/F, Sr., 6-2)

Women's Basketball SID:
Debby Jennings
Office: (865) 974-1212
Fax: (865) 974-8875
E-mail: djennings@utk.edu
Press Row: (865) 974-0110
Web Site:
www.utladyvols.com



TENNESSEE TECH GOLDEN EAGLES

Preseason WNIT • Possible Opponent
First Meeting

Location: Cookeville, Tenn.
Founded: 1915
Enrollment: 11,385
Colors: Purple and Gold
Conference: Ohio Valley
Arena (Capacity):
Eblen Center (9,280)

Athletics Director:
Mark Wilson
Head Coach:
Styia Messer (Arkansas '00)
Record at TTU (Yrs.):
37-24 (2)

Career Record (Yrs.):
Same
Assistants: Coretta Brown
(North Carolina '03), Shellie
Greenman (Emory & Henry
'88), Daphne Mitchell
(Georgia Tech '08)

2010-11 Record (Conf./
Finish): 23-8 (15-3/1st)

Postseason:
WNIT first round
Final Ranking: Not ranked
Starters Returning/Lost:
5/0
Letterwinners Returning/
Lost: 11/2
Returning Starters (Pos.,
Yr., Ht.): Kellie Cook (G, Jr.,
5-11); Kylie Cook (F, Jr., 5-11);
Brittany Darling (C, Sr., 6-5);
Rachel Glidden (G, Sr., 5-9);
Tacarra Hayes (G, Sr., 5-7)

Women's Basketball SID:
Nick Burns
Office: (931) 372-6139
Fax: (931) 372-3114
E-mail: nburns@mttech.edu
Press Row: (931) 372-6077
Web Site:
www.ttusports.com



UCLA BRUINS

Preseason WNIT • Possible Opponent
UCLA Leads Series 9-4

Location: Westwood, Calif.
Founded: 1919
Enrollment: 38,500
Colors: Blue and Gold
Conference: Pac-12
Temporary Arena
(Capacity):
John Wooden Center (2,000)

Athletics Director:
Daniel Guerrero
Head Coach: Cori Close (UC
Santa Barbara '93)
Record at UCLA (Yrs.):
First Year

Career Record (Yrs.): Same
Assistants: Shannon Perry
(Iowa '98), Tony Newman (UC
Santa Barbara '92), Jenny
Roulier-Huth (Colorado '02)

2010-11 Record (Conf./
Finish): 28-5 (16-2/2nd)
Postseason:
NCAA second round

Final Ranking: 8th
(AP/13th (ESPN/USA Today)
Starters Returning/Lost:
3/2
Letterwinners Returning/
Lost: 9/4
Returning Starters (Pos.,
Yr., Ht.): Jasmine Dixon (F,
Sr., 6-0); Alonny Nyong'ita (F,
So.-RS, 5-11); Markel Walker
(G, Jr., 6-1)

Women's Basketball SIDs:
Steve Rourke/James
Ybiermas
Office: (310) 206-8187
(Rourke)/(310) 206-8123
(Ybiermas)
Fax: (310) 825-8664
E-mail:
srourke@athletics.ucla.edu/
ybiermas@athletics.ucla.edu
Press Row: (310) 825-1999
Web Site:
www.uclabruins.com



VILLANOVA WILDCATS

Saturday, Jan. 21 • 1 p.m. ET
Notre Dame, Ind. • Purcell Pavilion
Notre Dame Leads Series 17-10

Location: Villanova, Pa.
Founded: 1842
Enrollment: 6,240
Colors: Blue and White
Conference: BIG EAST
Arena (Capacity):
The Pavilion (6,500)

Athletics Director:
Vince Nicastro
Head Coach:
Harry Perretta (Lycoming '78)
Record at VU (Yrs.):
598-378 (33)
Career Record (Yrs.): Same
Associate Head Coach:
Joe Mullaney (Providence
'78)

Assistants: Shanette Lee
(Villanova '99), Heather Vulin
(Minnesota Morris '99)
2010-11 Record (Conf./
Finish): 12-19 (3-13/13th)

Postseason: None
Final Ranking: Not ranked
Starters Returning/Lost:
3/2
Letterwinners Returning/
Lost: 8/2
Returning Starters (Pos.,
Yr., Ht.):
Jesse Carey (G, Jr., 5-10);
Lindsay Kimmel (F, Sr., 6-0);
Laura Sweeney (F, Jr., 6-2)
Women's Basketball SID:
Dean Kenefick
Office: (610) 519-6514
Fax: (610) 519-7323
E-mail:
dkenefick@villanova.edu
Press Row: (610) 519-7290
Web Site:
www.villanova.com



WEST VIRGINIA MOUNTAINEERS

Sunday, Feb. 12 • 3:30 p.m. ET
Notre Dame, Ind. • Purcell Pavilion
Notre Dame Leads Series 18-2

Location:
Morgantown, W.Va.
Founded: 1867
Enrollment: 29,306
Colors: Old Gold and Blue
Conference: BIG EAST
Arena (Capacity):
WVU Coliseum (14,000)

Athletics Director:
Oliver Luck
Head Coach:
Mike Carey (Salem '80)
Record at WVU (Yrs.):
203-118 (10)
Career Record (Yrs.): 491-
219 (23)
Associate Head Coach:
George Porchia (New Haven
'95)
Assistants:
Lester Rowe (West Virginia
'85), M.L. Willis (Iowa '98)

2010-11 Record (Conf./
Finish): 24-10 (8-8/10th)
Postseason:
NCAA second round
Final Ranking: Not ranked
Starters Returning/Lost:
1/4
Letterwinners Returning/
Lost: 6/5
Returning Starter (Pos.,
Yr., Ht.):
Asya Bussie (C, Jr., 6-4)
Women's Basketball SID:
Katie Kane
Office: (304) 293-2821
Fax: (304) 293-4105
E-mail:
katie.kane@mail.wvu.edu
Press Row: (304) 293-2821
Web Site:
www.wvmsportsnet.com

Besides being one of the most consistently successful programs in the nation, Notre Dame is one of its most well-traveled. Since joining the BIG EAST in 1995-96, the Irish have played in 77 different cities in 33 states (plus the District of Columbia and the U.S. Virgin Islands), spanning more than 10,000 miles and seven time zones from coast to coast and beyond. Along the way, the Fighting Irish travel in comfort, flying chartered planes to and from virtually all road sites, allowing student-athletes to miss only a bare minimum of class time.

Below is a list of the cities and states Notre Dame has visited during the past 16 seasons, with opponents and/or events in parentheses:

Arizona
Tempe (Arizona State)
Tucson (Arizona)
California
Fresno (NCAA Tournament)
Los Angeles (USC)
San Francisco (San Francisco)
Santa Barbara (UC Santa Barbara)
Westwood (UCLA)
Colorado
Boulder (Colorado, WBCA Classic)
Denver (NCAA Tournament)
Fort Collins (Colorado State)
Connecticut
Hartford (Connecticut, BIG EAST/NCAA Tournament)
Storrs (Connecticut, BIG EAST Tournament)
District of Columbia
Washington (Georgetown)
Florida
Coral Gables (Miami)
Lake Buena Vista (Honda Elite 4 Classic)
Miami (Florida International)
Orlando (UCF)
Tampa (USF)
Georgia
Atlanta (Georgia Tech, Comfort Inn Downtown Classic)
Hawaii
Kailua-Kona (Kona Women's Basketball Classic)
Illinois
Champaign (Illinois)
Chicago (DePaul)
DeKalb (Northern Illinois)

Indiana
Bloomington (Indiana)
Indianapolis (Butler, IUPUI, Tennessee, NCAA Final Four)
Valparaiso (Valparaiso)
West Lafayette (Purdue, NCAA Tournament)
Iowa
Iowa City (Iowa)
Kansas
Manhattan (Kansas State, NCAA Tournament)
Kentucky
Lexington (Kentucky)
Louisville (Louisville)
Louisiana
Baton Rouge (LSU, NCAA Tournament)
Ruston (Preseason WNIT)
Maryland
College Park (Maryland, Preseason WNIT)
Massachusetts
Chestnut Hill (Boston College)
Michigan
Ann Arbor (Michigan)
East Lansing (Michigan State)
Grand Rapids (Women's College Basketball Showcase)
Kalamazoo (Western Michigan)
Mount Pleasant (Central Michigan)
Ypsilanti (Eastern Michigan)
Missouri
Kansas City (NCAA Tournament)
St. Louis (NCAA Final Four)
Nevada
Las Vegas (Duel in the Desert)
New Jersey
Piscataway (Rutgers, BIG EAST Tournament)
South Orange (Seton Hall)
New York
New York City (St. John's)
Syracuse (Syracuse)
North Carolina
Charlotte (Charlotte)
Durham (Duke)
Ohio
Bowling Green (Bowling Green)
Cincinnati (Cincinnati, NCAA Final Four)
Columbus (Ohio State)
Dayton (Dayton, NCAA Tournament)
Toledo (Toledo)

Oklahoma
Oklahoma City (NCAA Tournament)
Pennsylvania
Philadelphia (Villanova)
Pittsburgh (Pittsburgh, NCAA Tournament)
University Park (Penn State)
Rhode Island
Providence (Providence)
South Carolina
Columbia (NCAA Tournament)
Tennessee
Knoxville (Tennessee, NCAA Tournament)
Memphis (NCAA Tournament)
Nashville (Vanderbilt)
Texas
Austin (Texas, NCAA Tournament)
Houston (Rice)
Lubbock (Texas Tech, NCAA Tournament)
Waco (Baylor)
U.S. Virgin Islands
St. Thomas (Paradise Jam)
Utah
Salt Lake City (Utah, NCAA Tournament)
Virginia
Blacksburg (Virginia Tech)
Charlottesville (Wachovia Women's Basketball Invitational)
Richmond (Richmond)
Washington
Seattle (Washington, State Farm Holiday Hoops Classic)
West Virginia
Morgantown (West Virginia)
Wisconsin
Madison (Wisconsin, Coaches vs. Cancer Challenge)
Milwaukee (Marquette)

TABLE OF CONTENTS

2011-12 SEASON PREVIEW

STUDENT-ATHLETES

COACHING STAFF

2011-12 OPPONENTS

2010-11 SEASON IN REVIEW

BIG EAST CONFERENCE

RECORDS

HISTORY

Travel Plans

Freeport, Bahamas (Junkanoo Jam)

- 11/24 Depart via commercial flight to Freeport
Radisson Our Lucaya Beach & Golf Resort
1 Sea Horse Lane
Freeport, Bahamas
(242) 373-1333
- 11/25 Game vs. USC (5:45 p.m. ET)
- 11/26 Game vs. Duke/Gardner-Webb
(5:45/8 p.m. ET)
- 11/27 Return via commercial flight

Omaha, Neb. (Creighton)

- 12/3 Depart via commercial flight to Omaha
Hilton Omaha
1001 Cass Street
Omaha, NE 68102
(402) 998-3400
- 12/4 Game at Creighton
(2:35 p.m. ET/1:35 p.m. CT)
Return following game via commercial flight

West Lafayette, Ind. (Purdue)

- 12/9 Depart via chartered bus to
West Lafayette
Holiday Inn Lafayette City Center
515 South Street
Lafayette, IN 47901
(765) 423-1000
- 12/10 Game at Purdue (Noon ET)
Return following game via chartered bus

Macon, Ga. (Mercer)

- 12/29 Depart via commercial flight to Atlanta
Marriott Macon City Center
240 Coliseum Drive
Macon, GA 31217
(478) 621-5300
- 12/30 Game at Mercer (7 p.m. ET)
Depart via chartered bus to Atlanta
Westin Peachtree Atlanta
210 Peachtree Street Northwest
Atlanta, GA 30303
(404) 659-1400
- 12/31 Return via commercial flight

South Orange, N.J. (Seton Hall)

- 1/2 Depart via commercial flight to Newark
Hilton Short Hills
41 John F. Kennedy Parkway
Short Hills, NJ 07078
(973) 379-0100
- 1/3 Practice at Seton Hall
- 1/4 Game at Seton Hall (7 p.m. ET)
Return following game via chartered flight

Washington, D.C. (Georgetown)

- 1/8 Depart via commercial flight to
Washington
Key Bridge Marriott
1401 Lee Highway
Arlington, VA 22201
(703) 524-6400
- 1/9 Practice at Georgetown
- 1/10 Game at Georgetown (7 p.m. ET)
- 1/11 Return via commercial flight

Cincinnati, Ohio (Cincinnati)

- 1/13 Depart via commercial flight to Cincinnati
Kingsgate Marriott Conference Center
151 Goodman Drive
Cincinnati, OH 45219
(513) 487-3800
- 1/14 Game at Cincinnati (3 p.m. ET)
Return following game via chartered bus

New York, N.Y. (St. John's)

- 1/27 Depart via chartered flight to New York
LaGuardia Airport Marriott
102-05 Ditmars Boulevard
East Elmhurst, NY 11369
(718) 565-8900
- 1/28 Game at St. John's (Noon ET)
Return following game via chartered flight

Piscataway, N.J. (Rutgers)

- 1/30 Depart via chartered flight to Newark
The Heldrich
10 Livingston Avenue
New Brunswick, NJ 08901
(732) 729-4670
- 1/31 Game at Rutgers (7 p.m. ET)
Return following game via chartered flight

Syracuse, N.Y. (Syracuse)

- 2/6 Depart via chartered flight to Syracuse
Sheraton Syracuse
801 University Avenue
Syracuse, NY 13210
(315) 475-3000
- 2/7 Game at Syracuse (7 p.m. ET)
Return following game via chartered flight

Louisville, Ky. (Louisville)

- 2/19 Depart via chartered flight to Louisville
Louisville Marriott Downtown
280 West Jefferson
Louisville, KY 40202
(502) 627-5045
- 2/20 Game at Louisville (2 p.m. ET)
Return following game via chartered flight

Hartford, Conn. (Connecticut)

- 2/26 Depart via chartered flight to Hartford
Hilton Hartford
315 Trumbull Street
Hartford, CT 06103
(860) 728-5151
- 2/27 Game at Connecticut (9 p.m. ET)
Return following game via chartered flight

NOTE: All travel plans are tentative and subject to change. For the latest travel information, please contact Associate Media Relations Director Chris Masters at (574) 631-8032. As a reminder, all interviews with Fighting Irish players and coaches must be coordinated through Masters and no interviews will be conducted on game days prior to competition.

Preseason WNIT Opponents

Team	SID	Phone	Fax	Press Row	E-mail	Web Site
Akron	McKenna Maertens	(330) 972-6584	(330) 374-8844	(330) 374-8771	mmaerte@uakron.edu	gozips.com
UAB	Tyson Mathews	(205) 996-2576	(205) 934-7505	(205) 934-0720	tmathews@uab.edu	uabsports.com
Baylor	Julie Bennett	(254) 710-3043	—	(254) 710-3955	Julie_Bennett@baylor.edu	baylorbears.com
Chattanooga	Anne Wehunt	(423) 425-4618	(423) 425-4610	(423) 756-5476	Anne-Wehunt@utc.edu	gomocs.com
Detroit	P.J. Gadowski	(313) 993-1745	(313) 993-1765	(313) 993-1750	gradowpj@udmercy.edu	detroittians.com
Drexel	Sam Angell	(215) 895-6895	(215) 895-2038	(215) 895-2041	seae6@drexel.edu	drexeldragons.com
East Tennessee State	Kevin Brown	(423) 439-5263	(423) 439-6138	(423) 439-5329	brownk@etsu.edu	etsubucs.com
Hartford	Dan Ruede	(860) 768-4501	(860) 768-4068	(860) 768-5042	ruede@hartford.edu	hartfordhawks.com
Howard	Jamilah Corbitt	(202) 806-7182	(202) 806-9595	(202) 806-7159	jamilah.corbitt@howard.edu	howard-bison.com
Indiana State	Danny Pfrank	(812) 237-4159	(812) 237-4913	(812) 237-3654	dannypfrank@indstate.edu	goscymores.com
Long Island	TBA	(718) 488-1420	(718) 488-3302	(718) 488-3338	TBA	liathletics.com
Manhattan	Joe Clifford	(718) 862-7709	(718) 862-8020	(718) 862-7778	joseph.clifford@manhattan.edu	gojaspers.com
McNeese State	Pam LaFosse	(337) 475-5926	(337) 475-5928	(337) 562-4061	plafosse@mneese.edu	mneeseesports.com
Tennessee Tech	Nick Burns	(931) 372-6139	(931) 372-3114	(931) 372-6077	nburns@tntech.edu	ttusports.com
UCLA	Steve Rourke	(310) 206-8187	(310) 825-8664	(310) 825-1899	srourke@athletics.ucla.edu	uclabruins.com
	James Ybiernas	(310) 206-8123			jybiernas@athletics.ucla.edu	

Other Non-Conference Opponents

Team	SID	Phone	Fax	Press Row	E-mail	Web Site
UCF	Jenna Marina	(407) 823-2464	(407) 823-5293	(407) 823-2477	jmarina@athletics.ucf.edu	ucfathletics.com
Creighton	Rob Simms	(402) 280-2433	(402) 280-2495	(402) 280-5724	rsimms@creighton.edu	gocreighton.com
Duke	Lindy Brown	(919) 684-2664	(919) 684-2633	(919) 684-6186	lbrown@duaa.duke.edu	goduke.com
Gardner-Webb	Kevin Davis	(704) 406-3523	(704) 406-3739	(704) 406-4475	kldavis@gardner-webb.edu	gwusports.com
Kentucky	Susan Lax	(859) 257-8420	(859) 323-4310	(859) 323-5900	slax0@uky.edu	ukathletics.com
Longwood	Stuart Smith	(434) 395-2718	(434) 395-2568	(434) 395-2871	smithsb2@longwood.edu	longwoodlancers.com
Mercer	Andy Stabell	(478) 301-5219	(478) 301-5350	(478) 301-5161	stabell_al@mercer.edu	mercerbears.com
Pennsylvania	Eric Dolan	(215) 898-6129	(215) 898-1747	(215) 898-4324	erdolan@upenn.edu	pennathletics.com
Purdue	Sara White	(765) 494-6235	(765) 494-5447	(765) 494-6364/6365	sarawhite@purdue.edu	purduesports.com
USC	Darcy Couch	(213) 740-3808	(213) 740-7584	(213) 740-3900	dcouch@usc.edu	usctrojans.com
Tennessee	Debby Jennings	(865) 974-1212	(865) 974-8875	(865) 974-0110	djennings@utk.edu	utladyvols.com

BIG EAST Conference Opponents

Team	SID	Phone	Fax	Press Row	E-mail	Web Site
BIG EAST	Sara Naggar	(401) 453-0660	(401) 751-8540	—	snaggar@bigeast.org	bigeast.org
	Michael Coyne				mcoyne@bigeast.org	
Cincinnati	Katie Baran	(513) 556-5191	(513) 556-0619	(513) 556-3800	Katie.Baran@uc.edu	gobearcats.com
Connecticut	Pat McKenna	(860) 486-2394	(860) 486-5085	(860) 486-1888 (GP)	patrick.mckenna@uconn.edu	uconnhuskies.com
					TBA (XL)	
DePaul	Alicia Powers	(773) 325-4740	(773) 325-7531	(773) 325-4901	apowers1@depaul.edu	depaulbluedemons.com
Georgetown	Barbara Barnes	(202) 687-7155	(202) 687-2491	(202) 687-1581	bj57@georgetown.edu	guhoyas.com
Louisville	Kim Pemberton	(502) 852-7711	(502) 852-7401	(502) 852-5567	kapemb01@louisville.edu	uofisports.com
Marquette	Amy Ufnowski	(414) 288-7419	(414) 288-6519	(414) 288-0340	amyufnowski@marquette.edu	gomarquette.com
Pittsburgh	Stacey Brann	(412) 648-8650	(412) 648-8248	(412) 648-2318	sbrann@athletics.pitt.edu	pittsburghpanthers.com
Providence	Jennifer Ryneason	(401) 865-2208	(401) 865-2583	(401) 865-2810	jrynears@providence.edu	friars.com
Rutgers	Hasim Phillips	(732) 445-7882	(732) 445-3063	(732) 445-4200	hphillips@scarletknights.com	scarletknights.com
St. John's	Kristin Duffy	(718) 990-1522	(718) 969-8468	(718) 990-5713	duffy.k@stjohns.edu	redstormsports.com
Seton Hall	Michael Kowalsky	(973) 761-9493	(973) 761-9675	(973) 761-9493	michael.kowalsky@shu.edu	shupirates.com
USF	Charlie Terenzio	(813) 974-5755	(813) 974-5328	TBA	cterenzio@usf.edu	GoUSFBulls.com
Syracuse	TBA	(315) 443-2608	(315) 443-3405	(315) 443-4241	TBA	suathletics.com
Villanova	Dean Kenefick	(610) 519-6514	(610) 519-7323	(610) 519-7290	dean.kenefick@villanova.edu	villanova.com
West Virginia	Katie Kane	(304) 293-2821	(304) 293-4105	(304) 293-2821	katie.kane@mail.wvu.edu	MSNSportsNet.com



all irish



adidas is proud to be the official
outfitter of Notre Dame. Get all
your Notre Dame licensed
merchandise by adidas at
the NEW Leep Varsity Shop
in Purcell Pavilion,
Hammes Bookstore,
the Eddy Street Commons and
www.und.com





NOTRE DAME FIGHTING IRISH

2011-12 WOMEN'S BASKETBALL



Notre Dame drove to the
doorstep of history in
2010-11, advancing to the
program's second NCAA
national championship game
and third NCAA Women's
Final Four while rolling up a
31-8 record.



SEASON IN REVIEW

A Year To Remember

For the third time in school history, Notre Dame advanced to the NCAA Women's Final Four, going on to make the program's second appearance in the NCAA title game (following its victory over Purdue in 2001). Although the Fighting Irish came up just short in the final, losing to Texas A&M, 76-70, it was a season of numerous memorable moments for Notre Dame, which finished with a 31-8 record (13-3 in the BIG EAST Conference). The Fighting Irish also were ranked No. 2 in the final ESPN/USA Today coaches' poll, as well as No. 9 in the year-end Associated Press poll (that was taken prior to the start of the NCAA Championship).

Making History

On the way to its second national championship game appearance, Notre Dame carved its place in NCAA history by becoming the first school ever to defeat both Tennessee and Connecticut in the same season, let alone in the pressure cooker of the NCAA Championship — and the Fighting Irish did it in consecutive games.

Notre Dame started this historic twin killing on March 28 in the NCAA Dayton Regional final, knocking off Tennessee, 73-59, behind 24 points from the regional's Most Outstanding Player, sophomore guard **Skylar Diggins**, and a stout defense that held the Lady Vols to a .328 field goal percentage.

The Fighting Irish then turned their attention to BIG EAST rival Connecticut in the national semifinals on April 3 at Conseco Fieldhouse in Indianapolis. Playing the Huskies for the fourth time in 2010-11, Notre Dame wiped out an eight-point second-half deficit and knocked off UConn, 72-63, thanks in part to a season-high 28 points from Diggins and 22 points from junior guard **Natalie Novosel**.

The win over Connecticut also was notable in that it was the second time Notre Dame defeated the Huskies at the NCAA Women's Final Four. In 2001, the Fighting Irish came from 15 points back to defeat UConn, 90-75 in St. Louis, en route to their first national title.

Winning The Notre Dame Way

The Fighting Irish not only tied the second-highest win total in program history (matching the 31 victories they earned during their 1996-97 Final Four season), but they also helped Notre Dame post a combined 58 basketball wins (women's and men's) in 2010-11, the most in a single season in the

34 years since the Fighting Irish women achieved varsity status.

It also represented the first time both Notre Dame basketball teams recorded at least 27 wins in the same season. Head coach Mike Brey's Fighting Irish men reached the second round of the NCAA Championship before finishing the year with a 27-7 record.

Thirty Deeds

The 73-59 win over Tennessee in the NCAA Dayton Regional final on March 28 was Notre Dame's 30th victory of the season, marking the third time in program history the Fighting Irish reached the 30-win mark. Coincidentally, the other two 30-win seasons also resulted in NCAA Women's Final Four appearances for Notre Dame — 1997 (31-7) and 2001 (34-2).

Pieces Of Silver

With its 63-53 win over Louisville in the BIG EAST Championship quarterfinals on March 6 in Hartford, Conn., Notre Dame registered its 25th victory of the season, marking the second consecutive year (and third time in four years) the Fighting Irish reached that level.

Notre Dame has recorded eight 25-win seasons in its 34 varsity campaigns, but only once before had the Fighting Irish done so in back-to-back years. From 1998-99 through 2000-01, Notre Dame topped that mark each season (26-5, 27-5 and 34-2), including a school-record 34 wins in the final year of that run, which culminated with the program's first national championship.

Twenty Questions

Notre Dame reached the 20-win mark for the 17th time in 18 seasons with its 76-68 victory at South Florida on Feb. 5. The Fighting Irish now have registered 20-or-more wins 21 times in the 24-year **Muffet McGraw** era and 25 times in the program's 34-year history.

McGraw herself has coached 23 20-win seasons (adding in two during her five-year tenure at Lehigh from 1982-87), tying her for ninth all-time among NCAA Division I coaches.

All-American Women

The 2010-11 season marked the first time in the 34-year history of the Notre Dame women's basketball program that three players received All-America citations in the same season — let alone three players who all played different floor positions.

Sophomore point guard **Skylar Diggins** was named to the 2010-11 State Farm

Coaches' All-America Team, becoming the third Notre Dame player to make the prestigious 10-player squad after **Ruth Riley** in 2001 and **Jacqueline Batteast** in 2005. Diggins (who was an honorable mention All-American as a freshman in '09-10) also was a third-team Associated Press All-American, the first Fighting Irish cager to collect a spot on one of the AP's top three squads since Batteast was a third-team choice in 2005.

Meanwhile, junior wing **Natalie Novosel** and senior forward **Devereaux Peters** earned All-America recognition for the first time in their respective careers, each garnering honorable mention accolades as finalists for the State Farm Coaches' All-America Team.

National Leaders

Notre Dame ranked among the top 11 in the nation in seven categories according to the final 2010-11 NCAA statistics report — fourth in field goal percentage (.480); seventh in scoring margin (+20.8 ppg.); and steals (12.7 spg.); ninth in assists (17.2 apg.); 10th in three-point field goal percentage defense (.269) and rebound margin (+8.2 rpg.); and 11th in scoring offense (77.0 ppg.).

Yet for all of these high team statistical marks, only one Fighting Irish individual was ranked higher than No. 56 in any single category — senior forward **Devereaux Peters** finished fifth in the country with a .593 field goal percentage.

Cautio — Records Falling

In 2010-11, Notre Dame set no fewer than 10 single-season school records — games played (39), total points (3,004), total rebounds (1,582), free throws made (667), free throws attempted (930), steals (495), opponent turnovers (864), 90-point games (8), 35-point victories (9) and 30-point wins (12).

The free throw records were particularly notable, as the Fighting Irish wound up making more foul shots (667) than their opponents attempted (646). Junior guard **Natalie Novosel** was a big reason for that record-setting performance, making 183 free throws to top **Ruth Riley's** previous school standard (182 in 2000-01).

Two Of A Kind

Junior guard **Natalie Novosel** (588 points) and sophomore guard **Skylar Diggins** (585 points) both topped the 500-point mark last season. It was just the third time in school history — and the first in 15 years — that Notre Dame had two 500-point scorers in the same season.

In both 1995-96 and 1996-97, All-Americans **Beth Morgan** and **Katryna Gaither** pulled off this feat — Morgan had 626 points and Gaither had 613 in 1995-96. A year later, Gaither took the lead with a school-record 776 points, followed by Morgan with 696 points.

A Grand Occasion

Senior forward/co-captain **Becca Bruszewski** and sophomore guard **Skylar Diggins** reached career milestones in 2010-11, as both scored their 1,000th points in a Notre Dame uniform, expanding the membership in that Fighting Irish sorority to 28 players.

Bruszewski finished her career with 1,148 points, good for 22nd on the Notre Dame all-time scoring list. Meanwhile, Diggins has 1,069 points through her first two collegiate seasons, putting her 24th in school history.

Diggins also became just the second Fighting Irish player ever to reach the 1,000-point mark as a sophomore. The program's all-time leading scorer, **Beth Morgan**, scored exactly 1,000 points by the end of her sophomore season in 1994-95.

In addition, Diggins reached the 1,000-point milestone in her 72nd career game (March 28 vs. Tennessee in the NCAA Dayton Regional final), tying for the fourth-quickest individual run to that mark in school history. Morgan also is the record holder on that list, needing just 56 games to score 1,000 points.

Century City

Senior forward/co-captain **Becca Bruszewski** helped the Fighting Irish to a 107-32 (.770) record during her four-year career from 2007-11.

Only five other senior classes in program history have registered 100 wins in their four-year tenures, led by the 2000-01 national championship seniors (**Imani Dunbar**, **Meaghan Leahy**, **Niele Ivey**, **Ruth Riley** and **Kelley Siemon**), who amassed 109 victories from 1997-2001 (Ivey was a fifth-year senior in '00-01, following a knee injury five games into her rookie season of '96-97).

Bruszewski also became the fifth senior class to help Notre Dame reach the NCAA Sweet 16 three times, joining the senior classes of 1999-2000, 2000-01, 2002-03 and 2003-04.

Conference Hardware

Notre Dame players were front and center when the 2010-11 postseason BIG EAST Conference awards were announced. Leading the way were a trio of Fighting

Irish players — sophomore guard **Skylar Diggins**, junior guard **Natalie Novosel** and senior forward **Devereaux Peters** — who each earned first-team all-conference honors (Diggins was one of four unanimous choices), marking the first time in the 34-year history of the Notre Dame women's basketball program that the Fighting Irish had three players earn first-team all-conference honors in the same season in any of their league memberships (BIG EAST since 1995-96, plus Midwestern Collegiate Conference/Horizon League from 1988-95 and North Star Conference from 1983-88). Notre Dame also is just the third school ever to field three first-team all-BIG EAST players in the same season.

Both Novosel and Peters copped specialty conference awards as well. Novosel was named the BIG EAST Most Improved Player, the third time a Notre Dame has been so honored (and the first since **Megan Duffy** in 2004), while Peters was chosen as the BIG EAST Defensive Player of the Year, the first Fighting Irish player to earn that award since **Ruth Riley's** three-year domination of the honor from 1999-2001.

In addition, freshman forward **Natalie Achonwa** was one of four unanimous selections for this year's BIG EAST All-Freshman Team. Achonwa's appearance on the conference's rookie squad gives the Fighting Irish a total of nine BIG EAST All-Freshman selections in the past five seasons, more than any other school in the conference.

Polling Station

Notre Dame was ranked No. 9 in the final 2010-11 Associated Press poll, its eighth consecutive week in the top 10. That marked the 77th consecutive AP poll appearance for the Fighting Irish, extending the program record that started with the AP preseason poll in 2007-08 (the old record was 59 consecutive weeks from 1998-2001).

With its final poll position, Notre Dame has appeared in the top 10 of the AP poll in each of the past four seasons and 11 of the past 15 seasons (1996-97 through 2010-11), as well as 103 weeks overall since the Fighting Irish earned their initial AP top-10 ranking (No. 9 on Nov. 24, 1996).

Last year's No. 9 final ranking also represented the fifth time (and the second consecutive year) that Notre Dame appeared in the top 10 of the final AP poll. The Fighting Irish were second in 2000-01, fifth in 1999-2000, seventh in 2009-10 and eighth in 1998-99.

Notre Dame has been ranked in the AP poll for 216 weeks during the program's first 34 seasons, with every one of those appearances coming in the **Muffet McGraw** era (since 1987-88). McGraw ranks 12th among all active NCAA Division I head coaches for weeks in the AP poll, and also is 22nd all-time in that category.

In addition, the Fighting Irish were ranked No. 2 in the final 2010-11 ESPN/USA Today/WBCA coaches' poll, their highest position in that survey since the final 2000-01 poll had Notre Dame ranked No. 1 after the Fighting Irish won their first NCAA title.

Notre Dame now has been ranked in the coaches' poll for 78 of the past 79 weeks, falling just outside the Top 25 in the final poll of the 2008-09 season. Nevertheless, the Fighting Irish have appeared in the coaches' poll for a total of 209 weeks during their history (all coming during McGraw's tenure).

The Hottest Ticket In Town

For the second consecutive year, Notre Dame set a new single-season attendance record, averaging 8,553 fans for its 17 games at Purcell Pavilion, ranking fifth in the country according to the final 2010-11 NCAA attendance report. The Fighting Irish also posted their 11th consecutive NCAA top-16 attendance finish and seventh top-10 campaign (including each of the past five seasons).

What's more, Notre Dame attracted five sellout crowds, as well as five other games that were within approximately 500 fans of a sellout. The Fighting Irish have drawn 11 capacity crowds to Purcell Pavilion in the past two seasons after having a total of six sellouts in their first 32 years of competition.

Notre Dame Sets The Pace For WBCA Pink Zone Initiative

Continuing its wildly-successful fundraising efforts for the WBCA's Pink Zone breast cancer initiative, Notre Dame reached even higher in 2010-11, as the Fighting Irish raised a program-record \$130,633 for the initiative, among the most by any Division I school in the country. That also lifts Notre Dame's combined Pink Zone fundraising total in the past three years to more than a quarter of a million dollars (nearly \$275,000).

Notre Dame's local Pink Zone drive is led by primary sponsor Saint Joseph Regional Medical Center, with donations divided between the Foundation for Saint Joseph Regional Medical Center's Women's Task Force and the Kay Yow Cancer Fund.

2010-11 University of Notre Dame Women's Basketball Results

Overall Record: 31-8 (Home: 15-2, Away: 8-5, Neutral: 8-1); BIG EAST Conference Record: 13-3 (tie-2nd)
2011 NCAA National Finalist • NCAA Dayton Regional Champion

Date	ND NR	Opp NR	Opponent	Result/Score	Streak	Record	Conf	Notre Dame Highs			Attendance
								Scorer	Rebounder	Assists	
Nov. 12	12/12		NEW HAMPSHIRE	W 99-48	W1	1-0		Peters-23	Peters-8	Achonwa-5	8,614
Nov. 15	12/12		MOREHEAD STATE	W 91-28	W2	2-0		McBride-14	Bruszewski-7	Diggins-8	7,763
Nov. 18	12/12	15/15	(1) UCLA	L 83-86 (2ot)	L1	2-1		Diggins-22	Bruszewski-13	Diggins-5	7,824
Nov. 21	12/12	9/10	at Kentucky ^{FSS}	L 76-81	L2	2-2		Novosel-21	Achonwa-13	McBride-4	6,794
Nov. 26	18/16		(2) IUPUI	W 95-29	W1	3-2		Peters-18	Solomon-12	Diggins-7	8,848
Nov. 27	18/16		(2) WAKE FOREST	W 92-69	W2	4-2		Novosel-23	Bruszewski-7	Bruszewski-4	8,294
Nov. 28	18/16		(2) BUTLER	W 85-54	W3	5-2		Novosel-20	Peters-7	Diggins-7	8,279
Dec. 1	16/16	2/3	at Baylor	L 65-76	L1	5-3		Diggins-21	Solomon-9	Diggins-5	7,239
Dec. 5	16/16		PURDUE ^{ESPN2}	W 72-51	W1	6-3		Novosel-16	Peters-9	Diggins-6	9,149 (s)
Dec. 8	18/18		• at Providence	W 79-43	W2	7-3	1-0	Achonwa-13	Solomon-10	Peters-4	179
Dec. 11	18/18		CREIGHTON	W 91-54	W3	8-3		Diggins-18	two with 6	Mallory-7	8,848
Dec. 20	17/16		at Valparaiso	W 94-43	W4	9-3		Novosel-18	Achonwa-7	Diggins-5	1,877
Dec. 29	16/14		(3) vs. Gonzaga	W 70-61	W5	10-3		Novosel-27	Diggins-11	Diggins-5	1,352
Dec. 30	16/14		(3) vs. Loyola Marymount	W 91-47	W6	11-3		McBride-20	three with 6	Turner-6	1,026
Jan. 2	16/14		SE MISSOURI STATE	W 97-21	W7	12-3		Diggins-18	Peters-13	Diggins-7	8,653
Jan. 5	13/12		• at Marquette	W 73-55	W8	13-3	2-0	Peters-18	Peters-8	Diggins-4	1,300
Jan. 8	13/12	2/2	• CONNECTICUT ^{ESPN}	L 76-79	L1	13-4	2-1	Peters-17	Peters-11	two with 5	9,149 (s)
Jan. 12	12/12		• LOUISVILLE	W 80-60	W1	14-4	3-1	two with 14	Achonwa-9	two with 5	8,058
Jan. 15	12/12		• at Pittsburgh	W 82-50	W2	15-4	4-1	Diggins-20	Peters-10	Diggins-5	2,650
Jan. 18	11/10		• GEORGETOWN ^{CBS CS}	W 80-58	W3	16-4	5-1	Diggins-22	Peters-12	Diggins-6	8,614
Jan. 23	11/10	RV/23	• ST. JOHN'S ^{ESPN}	W 69-36	W4	17-4	6-1	Bruszewski-19	Peters-10	Diggins-6	9,149 (s)
Jan. 29	9/9		• at Villanova	W 58-43	W5	18-4	7-1	Peters-20	Bruszewski-10	Diggins-4	2,327
Feb. 1	8/8	RV/25	• SYRACUSE	W 71-48	W6	19-4	8-1	Peters-15	Peters-11	Diggins-5	7,797
Feb. 5	8/8		• at South Florida	W 76-68	W7	20-4	9-1	Novosel-19	two with 8	Bruszewski-5	1,393
Feb. 8	8/8		• SETON HALL	W 89-38	W8	21-4	10-1	Novosel-16	three with 6	Diggins-7	8,072
Feb. 12	8/8		• RUTGERS	W 71-49	W9	22-4	11-1	Peters-21	Peters-6	Mallory-10	9,149 (s)
Feb. 19	8/8	2/2	• at Connecticut ^{BIG EAST TV}	L 57-78	L1	22-5	11-2	Diggins-22	Peters-8	two with 2	10,167 (s)
Feb. 22	8/7	19/18	• at West Virginia ^{CBS CS}	W 72-60	W1	23-5	12-2	Novosel-22	Bruszewski-9	Diggins-7	2,593
Feb. 26	8/7		• CINCINNATI	W 66-48	W2	24-5	13-2	three with 12	Peters-10	Mallory-3	9,149 (s)
Feb. 28	7/7	12/11	• at DePaul ^{CBS C}	L 69-70	L1	24-6	13-3	Diggins-18	Peters-8	two with 4	4,001 (s)

BIG EAST Championship (Hartford, Conn. — XL Center)

March 6	7/8		vs. Louisville ^{ESPN}	W 63-53	W1	25-6		Peters-19	Bruszewski-10	Diggins-4	8,104
March 7	10/8	9/13	vs. DePaul ^{ESPN}	W 71-67	W2	26-6		Diggins-19	two with 9	Diggins-4	9,260
March 8	10/7	1/1	at Connecticut ^{ESPN}	L 64-73	L1	26-7		Novosel-17	Achonwa-10	Diggins-5	10,202

NCAA Dayton Region — First & Second Rounds (Salt Lake City, Utah — Huntsman Center)

March 19	9/7		at Utah ^{ESPN2}	W 67-54	W1	27-7		two with 20	two with 6	Bruszewski-6	2,366
March 21	9/7		vs. Temple ^{ESPN2}	W 77-64	W2	28-7		two with 17	Peters-12	Diggins-7	1,567

NCAA Dayton Regional (Dayton, Ohio — University of Dayton Arena)

March 26	9/7	21/20	vs. Oklahoma ^{ESPN}	W 78-53	W3	29-7		Mallory-20	Peters-13	Diggins-12	8,867
March 28	9/7	4/4	vs. Tennessee ^{ESPN}	W 73-59	W4	30-7		Diggins-24	Bruszewski-8	Novosel-5	5,708

NCAA Women's Final Four (Indianapolis, Ind. — Consco Fieldhouse)

April 3	9/7	1/1	vs. Connecticut ^{ESPN}	W 72-63	W5	31-7		Diggins-28	Bruszewski-8	Diggins-6	16,421
April 5	9/7	7/8	vs. Texas A&M ^{ESPN}	L 70-76	L1	31-8		Diggins-23	Peters-11	two with 3	17,473

• = indicates BIG EAST Conference game

NR = national ranking (listed as Associated Press/ESPN-USA Today)

(s) = indicates sellout crowd

(1) = Super Six Series (Notre Dame, Ind. - Purcell Pavilion at the Joyce Center)

(2) = WBCA Classic (Notre Dame, Ind. - Purcell Pavilion at the Joyce Center)

(3) = State Farm Holiday Hoops Classic (Seattle, Wash. - KeyArena)

FSS = Game televised live on Fox Sports South (simulcast on WHME-TV Ch. 46 in South Bend)

CBS CS = Games televised live on CBS College Sports (now known as CBS Sports Network)

BIG EAST TV = Game televised live as part of BIG EAST Network syndicated package

NOTE: All regular-season home games not scheduled for commercial TV were webcast live at UND.com

Home games listed in ALL CAPS and played inside Purcell Pavilion at the Joyce Center (capacity 9,149)

2010-11 ATTENDANCE

	Totals	Avg.	High
All Games	250,802	6,600	16,421 (April 3 vs. Connecticut)
Home	145,409	8,553	9,149 (five times: MR: Feb. 26 vs. Cincinnati)
Away	53,088	4,084	10,202 (March 8 at Connecticut)
Neutral	52,305	6,538	16,421 (April 3 vs. Connecticut)

2010-11 Notre Dame Women's Basketball Statistics — All Games

All Games: 31-8 (Home: 15-2, Away: 8-5, Neutral: 8-1)

Player	GP-GS	Min.-Avg.	FG-A	Pct.	3FG-A	Pct.	FT-A	Pct.	OR	DR	Tot.	Avg.	PF-DQ	A	T	B	S	Pts.	Avg.
Novosel, Natalie	39-39	1102-28.3	187-414	.452	31-75	.413	183-232	.789	47	110	157	4.0	64-1	75	102	11	75	588	15.1
Diggins, Skylar	39-38	1226-31.4	202-468	.432	36-108	.333	145-198	.732	42	114	156	4.0	72-0	186	155	17	75	585	15.0
Peters, Devereaux	39-39	953-24.4	195-329	.593	0-0	.000	75-103	.728	128	165	293	7.5	96-3	63	71	68	66	465	11.9
Bruszewski, Becca	39-39	994-25.5	143-276	.518	0-8	.000	62-93	.667	62	145	207	5.3	99-3	59	78	20	41	348	8.9
McBride, Kayla	19-4	452-23.8	68-122	.557	4-17	.235	25-29	.862	20	43	63	3.3	22-0	29	33	3	18	165	8.7
Mallory, Brittany	37-35	1021-27.6	83-194	.428	45-112	.402	50-68	.735	19	64	83	2.2	76-1	101	64	1	77	261	7.1
Achonwa, Natalie	39-0	713-18.3	112-198	.566	2-4	.500	44-77	.571	86	122	208	5.3	73-4	44	64	17	32	270	6.9
Solomon, Erica	12-0	166-13.8	28-59	.475	0-0	.000	21-29	.724	22	33	55	4.6	24-1	12	16	13	18	77	6.4
Turner, Kaila	39-0	617-15.8	31-103	.301	19-59	.322	24-29	.828	4	39	43	1.1	43-0	65	50	1	31	105	2.7
Miller, Fraderica	33-0	318-9.6	22-51	.431	0-0	.000	19-32	.594	27	42	69	2.1	47-0	25	25	2	48	63	1.9
Braker, Ariel	26-0	149-5.7	12-34	.353	0-0	.000	17-36	.472	25	31	56	2.2	11-0	7	9	14	13	41	1.6
Ford, Mary	20-1	95-4.8	14-30	.467	0-0	.000	1-2	.500	7	7	14	0.7	11-0	3	6	2	0	29	1.5
Badway, Veronica	17-0	44-2.6	2-12	.167	2-2	1.000	1-2	.500	1	2	3	0.2	1-0	0	4	0	1	7	0.4
Team									85	90	175	4.5			12				
Notre Dame	39	7850	1099-2290	.480	139-385	.361	667-930	.717	575	1007	1582	40.6	645-11	669	689	169	495	3004	77.0
Opponents	39	7850	802-2179	.368	164-610	.269	425-646	.658	496	765	1261	32.3	739-16	442	864	110	331	2193	56.2

2010-11 Notre Dame Women's Basketball Statistics — BIG EAST Games

BIG EAST Games: 13-3 (Home: 7-1, Away: 6-2)

Player	GP-GS	Min.-Avg.	FG-A	Pct.	3FG-A	Pct.	FT-A	Pct.	OR	DR	Tot.	Avg.	PF-DQ	A	T	B	S	Pts.	Avg.
Novosel, Natalie	16-16	470-29.4	73-169	.432	8-22	.364	77-102	.755	19	48	67	4.2	22-0	31	38	4	29	231	14.4
Diggins, Skylar	16-15	507-31.7	71-179	.397	12-39	.308	75-98	.765	21	55	76	4.8	34-0	73	63	6	32	229	14.3
Peters, Devereaux	16-16	425-26.6	87-140	.621	0-0	.000	32-44	.727	55	71	126	7.9	38-0	25	29	30	28	206	12.9
Solomon, Erica	1-0	19-19.0	4-10	.400	0-0	.000	3-6	.500	6	4	10	10.0	2-0	3	2	2	5	11	11.0
Bruszewski, Becca	16-16	419-26.2	64-122	.525	0-2	.000	27-41	.659	25	54	79	4.9	44-1	22	28	13	17	155	9.7
Mallory, Brittany	16-16	466-29.1	41-82	.500	22-47	.468	17-24	.708	8	25	33	2.1	36-0	49	34	1	36	121	7.6
Achonwa, Natalie	16-0	283-17.7	41-80	.513	1-3	.333	23-42	.548	30	49	79	4.9	26-0	15	23	5	6	106	6.6
McBride, Kayla	5-0	104-20.8	11-20	.550	1-1	1.000	5-6	.833	5	12	17	3.4	11-0	6	12	0	2	28	5.6
Turner, Kaila	16-0	259-16.2	14-45	.311	9-23	.391	8-10	.800	2	18	20	1.3	21-0	20	29	1	11	45	2.8
Ford, Mary	8-1	40-5.0	5-11	.455	0-0	.000	1-2	.500	4	3	7	0.9	5-0	0	2	0	0	11	1.4
Miller, Fraderica	15-0	130-8.7	7-20	.350	0-0	.000	6-12	.500	12	12	24	1.6	16-0	9	14	0	17	20	1.3
Braker, Ariel	14-0	63-4.5	0-7	.000	0-0	.000	5-13	.385	8	12	20	1.4	12-0	2	4	3	5	5	0.4
Badway, Veronica	6-0	15-2.5	0-5	.000	0-0	.000	0-0	.000	0	0	0	0.0	0-0	0	1	0	0	0	0.0
Team									38	32	70	4.4			6				
Notre Dame	16	3200	418-890	.470	53-137	.387	279-400	.698	233	395	628	39.2	267-1	255	285	65	188	1168	73.0
Opponents	16	3200	318-848	.375	65-213	.305	182-279	.652	198	302	500	31.3	308-4	194	351	53	147	883	55.2

2010-11 Notre Dame Women's Basketball Statistics — NCAA Championship

NCAA Tournament Games: 5-1 (Home: 0-0, Away: 1-0, Neutral: 4-1)

Player	GP-GS	Min.-Avg.	FG-A	Pct.	3FG-A	Pct.	FT-A	Pct.	OR	DR	Tot.	Avg.	PF-DQ	A	T	B	S	Pts.	Avg.
Diggins, Skylar	6-6	225-37.5	40-88	.455	11-27	.407	25-31	.806	4	17	21	3.5	8-0	35	34	3	13	116	19.3
Novosel, Natalie	6-6	188-31.3	36-79	.456	8-12	.667	25-31	.806	5	19	24	4.0	13-0	12	18	1	7	105	17.5
Peters, Devereaux	6-6	178-29.7	34-53	.642	0-0	.000	14-26	.538	18	36	54	9.0	20-2	9	11	10	6	82	13.7
Bruszewski, Becca	6-6	168-28.0	17-36	.470	0-0	.000	16-21	.762	8	24	32	5.3	18-0	11	13	3	8	50	8.3
Mallory, Brittany	6-6	204-34.0	14-39	.359	9-25	.360	9-13	.692	3	16	19	3.2	14-0	16	9	0	11	46	7.7
Achonwa, Natalie	6-0	117-19.5	13-22	.591	0-0	.000	2-6	.333	13	18	31	5.2	12-1	6	7	3	6	28	4.7
Miller, Fraderica	6-0	59-9.8	3-6	.500	0-0	.000	2-4	.500	5	7	12	2.0	10-0	5	3	2	6	8	1.3
Turner, Kaila	6-0	55-9.2	0-4	.000	0-1	.000	2-2	1.000	0	3	3	0.5	0-0	4	2	0	0	2	0.3
Ford, Mary	2-0	2-1.0	0-0	.000	0-0	.000	0-0	.000	0	0	0	0.0	0-0	0	1	0	0	0	0.0
Badway, Veronica	2-0	2-1.0	0-0	.000	0-0	.000	0-0	.000	0	0	0	0.0	0-0	0	0	0	0	0	0.0
Braker, Ariel	2-0	2-1.0	0-2	.000	0-0	.000	0-0	.000	0	0	0	0.0	0-0	0	0	0	0	0	0.0
Team									14	15	29	4.8			3				
Notre Dame	6	1200	157-329	.477	28-65	.431	95-134	.709	70	155	225	37.5	95-3	98	101	22	57	437	72.8
Opponents	6	1200	139-350	.397	27-86	.314	64-102	.627	74	130	204	34.0	115-4	71	106	14	49	369	61.5

Superlatives

Team Superlatives

Notre Dame High	Notre Dame Low	Category	Opponent High	Opponent Low
99 vs. New Hampshire (11/12/10)	57 at Connecticut (2/19/11)	Points/Game	86 by UCLA (11/18/10)	21 by SE Missouri State (1/2/11)
54 (2nd) vs. IUPUI (11/26/10)	24 (1st) at Baylor (12/1/10)	Points/Half	43 (2nd) by Texas A&M (4/5/11)	6 (1st) by SE Missouri State (1/2/11)
38 vs. Creighton (12/11/10)	20, twice (MR: vs. Louisville, 3/6/11)	Field Goals Made	30 by UCLA (11/18/10)	7, twice (MR: by SE Missouri St., 1/2/11)
75 vs. Connecticut (1/8/11)	43 vs. Louisville (3/6/11)	Field Goal Attempts	71 by Gonzaga (12/29/10)	37 by New Hampshire (11/12/10)
.640 vs. Seton Hall (2/8/11)	.338 at Connecticut (3/8/11)	FG Percentage	.547, twice (MR: by Texas A&M, 4/5/11)	.125 by SE Missouri State (1/2/11)
9 vs. Oklahoma (3/26/11)	0 at Villanova (1/29/11)	3-Point FG Made	9 by DePaul (3/7/11)	1, four times (MR: by Oklahoma, 3/26/11)
18, twice (MR: vs. Oklahoma, 3/26/11)	3 at West Virginia (2/22/11)	3-Point FG Attempts	32 by SE Missouri State (1/2/11)	6 by St. John's (1/23/11)
.750 vs. Creighton (12/11/10)	.000 at Villanova (1/29/11)	3-Point FG Percentage	.615 by Temple (3/21/11)	.091 by Oklahoma (3/26/11)
37 vs. Wake Forest (11/27/10)	9 vs. Purdue (12/5/10)	Free Throws Made	26 by Connecticut (1/8/11)	1 by SE Missouri State (1/2/11)
43 vs. Wake Forest (11/27/10)	13 vs. Purdue (12/5/10)	Free Throw Attempts	32 by Kentucky (11/21/10)	2 by SE Missouri State (1/2/11)
.875 at Connecticut (3/8/11)	.526 vs. UCLA (11/18/10)	FT Percentage	1.000 by Villanova (1/29/11)	.273 by St. John's (1/23/11)
66 vs. SE Missouri State (1/2/11)	29 vs. Texas A&M (4/5/11)	Rebounds	46, twice (MR: by Tennessee, 3/28/11)	23, twice (MR: by LMU, 12/30/10)
27 vs. SE Missouri State (1/2/11)	7 vs. DePaul (3/7/11)	Assists	22 by Connecticut (2/19/11)	2 by Morehead State (11/15/10)
36 vs. New Hampshire (11/12/10)	5, three times (MR: at West Virginia, 2/22/11)	Steals	16 by West Virginia (2/22/11)	1 by IUPUI (11/26/10)
9 vs. IUPUI (11/26/10)	1, three times (MR: vs. Connecticut, 4/3/11)	Blocked Shots	6, twice (MR: by St. John's, 1/23/11)	0, twice (MR: by Tennessee, 3/28/11)
30 at West Virginia (2/22/11)	9 vs. IUPUI (11/26/10)	Turnovers	49 by New Hampshire (11/12/10)	12, twice (MR: by Connecticut, 4/3/11)
27, twice (MR: at Baylor, 12/1/10)	7, twice (MR: at Villanova, 1/29/11)	Fouls	28 by Wake Forest (11/27/10)	10 by Loyola Marymount (12/30/10)

Individual Superlatives

	NOTRE DAME	OPPONENT
Points Scored	28 by Skylar Diggins vs. Connecticut (4/3/11)	36 by Maya Moore of Connecticut (4/3/11)
Field Goals Made	11 by Devereaux Peters vs. New Hampshire (11/12/10)	14 by Maya Moore of Connecticut (4/3/11)
Field Goal Attempts	24 by Natalie Novosel at Kentucky (11/21/10)	30 by Maya Moore of Connecticut (4/3/11)
Highest FG Percentage (min. 5 made)	1.000 (6-6) by Becca Bruszewski vs. Loyola Marymount (12/30/10)	.900 (9-10) by Nicole Griffin of Oklahoma (3/26/11)
3-Point Field Goals Made	6 by Brittany Mallory vs. Oklahoma (3/26/11)	5, three times (MR: by Maya Moore of Connecticut, 4/3/11)
3-Point Field Goal Attempts	10 by Brittany Mallory vs. Oklahoma (3/26/11)	13 by Maya Moore of Connecticut (4/3/11)
3-Point FG Percentage (min. 2 made)	1.000 (3-3) by Natalie Novosel vs. Temple (3/21/11)	1.000 (4-4) by Kayla Cook of Cincinnati (2/26/11)
Free Throws Made	11 by Natalie Novosel vs. Wake Forest (11/27/10)	10, twice (MR: by Kelly Faris of Connecticut, 1/8/11)
Free Throw Attempts	13, twice (MR: by Skylar Diggins at DePaul, 2/26/11)	12 by Victoria Dunlap of Kentucky (11/21/10)
Free Throw Percentage (min. 3 made)	1.000 (9-9) by Natalie Novosel vs. Gonzaga (12/29/10)	1.000 (10-10) by Kelly Faris of Connecticut (1/8/11)
Rebounds	13, four times (MR: by Devereaux Peters vs. Oklahoma, 3/26/11)	16 by Michelle Harrison of Utah (3/19/11)
Assists	12 by Skylar Diggins vs. Oklahoma (3/26/11)	8 by Khadijah Rushdan of Rutgers (2/12/11)
Steals	7 by Natalie Novosel vs. New Hampshire (11/12/10)	6, three times (MR: by Sarah Miles of West Virginia, 2/22/11)
Blocked Shots	6 by Devereaux Peters vs. Louisville (3/6/11)	4 by Brittney Griner of Baylor (12/1/10)
Turnovers	10 by Skylar Diggins at West Virginia (2/22/11)	11 by Kerah Nelson of IUPUI (11/26/10)
Minutes Played	47 by Skylar Diggins vs. UCLA (11/18/10)	40, eight times (MR: by Bria Hartley of Connecticut, 4/3/11)

Date	Opponent	W/L	Score	FG-A	Pct.	FG-A	Pct.	FT-A	Pct.	Off-Def-Tot	PF-DQ	A	TO	B	S	1-2-OT	Tot
N12	NOTRE DAME NEW HAMPSHIRE	hW	99-48	37-72	514	2-10	200	23-31	742	22-12-34	15-1	26	19	3	36	53-46	99
				19-37	514	3-11	273	7-11	636	9-16-25	23-0	10	49	3	10	12-36	48
N15	NOTRE DAME MOREHEAD STATE	hW	91-28	33-63	524	3-6	500	22-33	667	14-33-47	20-0	24	20	4	26	40-51	91
				7-40	175	2-20	100	12-25	480	7-22-29	23-1	2	40	2	8	7-21	28
N18	NOTRE DAME #15 UCLA	h1L	83-86 (2ot)	34-74	459	5-15	333	10-19	526	18-25-43	24-1	20	27	2	11	37-30-12-4	83
				30-69	435	4-15	267	22-31	710	18-28-46	21-0	19	26	2	15	41-26-12-7	86
N21	NOTRE DAME at #9/10 Kentucky	aL	76-81	32-76	421	2-15	133	10-16	625	25-26-51	27-2	11	17	5	5	35-41	76
				26-66	394	8-27	296	21-32	656	16-19-35	18-1	9	12	4	5	41-40	81
N26	NOTRE DAME IUPUI	h2W	95-29	35-69	507	4-9	444	21-28	750	16-29-45	12-0	18	9	9	23	41-54	95
				10-44	227	3-15	200	6-8	750	7-21-28	19-1	7	35	3	1	13-16	29
N27	NOTRE DAME WAKE FOREST	h2W	92-69	26-52	500	3-13	231	37-43	860	12-25-37	20-0	20	24	5	16	45-47	92
				23-61	377	4-15	267	19-24	792	15-18-33	28-2	17	25	2	10	28-41	69
N28	NOTRE DAME BUTLER	h2W	85-54	30-59	508	3-13	231	22-29	759	16-26-42	13-0	24	15	6	8	37-48	85
				18-59	305	6-24	250	12-14	857	16-16-32	23-1	13	19	1	11	21-33	54
D1	NOTRE DAME at #2/3 Baylor	aL	65-76	24-62	387	6-18	333	11-15	733	17-21-38	27-2	12	22	4	12	24-41	65
				26-60	433	3-11	273	21-29	724	19-24-43	12-0	12	20	5	14	38-38	76
D5	NOTRE DAME PURDUE	hW	72-51	31-62	500	1-9	111	9-13	692	13-26-39	19-0	23	20	3	8	36-36	72
				19-52	365	1-9	111	12-18	667	9-22-31	19-0	9	24	1	5	26-25	51
D8	• NOTRE DAME at Providence	aW	79-43	30-60	500	2-5	400	17-26	855	15-20-35	13-0	19	10	6	16	35-44	79
				15-49	306	1-8	125	12-15	600	16-21-37	22-1	8	28	5	3	27-16	43
D11	NOTRE DAME CREIGHTON	hW	91-54	38-60	633	3-4	750	12-14	857	8-30-38	13-0	23	10	8	11	42-49	91
				22-66	333	7-26	269	3-7	429	17-16-33	12-0	11	17	1	4	26-28	54
D20	NOTRE DAME at Valparaiso	aW	94-43	36-63	571	5-13	385	17-24	708	18-26-44	7-0	23	16	5	24	49-45	94
				18-56	321	5-21	238	2-4	500	11-12-23	18-0	12	26	1	3	23-20	43
D29	NOTRE DAME vs. Gonzaga	n3W	70-61	27-55	491	6-10	600	10-17	588	12-32-44	19-0	15	26	3	10	33-37	70
				26-71	366	2-17	118	7-11	636	15-21-36	17-0	13	18	3	9	35-26	61
D30	NOTRE DAME vs. Loyola Marymount	n3W	91-47	37-64	578	4-8	500	13-16	813	16-26-42	14-0	20	15	7	15	39-52	91
				17-51	333	4-15	267	9-11	818	9-14-23	10-0	3	24	0	5	21-26	47
J2	NOTRE DAME SE MISSOURI STATE	hW	97-21	37-71	521	4-14	286	19-28	679	24-42-66	8-0	27	12	5	16	46-51	97
				7-56	125	6-32	188	1-2	500	8-16-24	18-0	7	22	1	5	6-15	21
J5	• NOTRE DAME at Marquette	aW	73-55	27-57	474	4-12	333	15-18	833	13-26-39	22-0	13	18	5	14	40-33	73
				19-56	339	5-17	294	12-20	600	18-17-35	16-0	14	24	2	9	31-24	55
J8	NOTRE DAME #2 CONNECTICUT	hL	76-79	27-75	360	2-11	182	20-25	800	23-20-43	18-0	17	14	7	7	41-35	76
				24-57	421	5-17	294	26-27	963	14-29-43	18-0	17	20	4	8	41-38	79
J12	• NOTRE DAME LOUISVILLE	hW	80-60	26-55	473	4-10	400	24-38	632	14-31-45	19-0	21	19	3	8	37-43	80
				21-61	344	4-17	235	14-23	609	14-21-35	25-0	10	19	2	12	22-38	60
J15	• NOTRE DAME at Pittsburgh	aW	82-50	30-64	469	4-11	364	18-22	818	17-29-46	14-0	16	15	3	13	50-32	82
				16-49	327	5-12	417	13-20	650	8-20-28	17-0	8	21	6	4	19-31	50
J18	• NOTRE DAME #16/17 GEORGETOWN	hW	80-58	26-48	542	8-14	571	20-29	690	12-24-36	20-0	17	19	4	10	45-35	80
				22-51	431	7-18	389	7-17	412	13-17-30	24-0	16	21	3	12	33-25	58
J23	• NOTRE DAME #R/V/23 ST. JOHN'S	hW	69-36	28-61	459	3-10	300	10-14	714	17-25-42	14-0	21	18	8	17	39-30	69
				16-50	320	1-6	167	3-11	273	13-18-31	13-0	8	26	6	10	21-15	36
J29	• NOTRE DAME at Villanova	aW	58-43	21-56	375	0-4	000	16-20	800	14-25-39	7-0	9	12	2	14	32-26	58
				16-44	364	2-16	125	9-9	1000	3-24-27	17-0	9	19	1	7	20-23	43
F1	• NOTRE DAME #R/V/25 SYRACUSE	hW	71-48	25-55	455	3-12	250	18-31	581	14-30-44	21-0	20	18	3	16	34-37	71
				13-51	255	2-14	143	20-29	690	14-20-34	21-0	9	24	3	11	20-28	48
F5	• NOTRE DAME at South Florida	aW	76-68	23-46	500	2-5	400	28-41	683	14-26-40	21-0	12	18	4	5	42-34	76
				25-56	446	4-9	444	14-24	583	11-16-27	27-0	16	14	5	11	30-38	68
F8	• NOTRE DAME SETON HALL	hW	89-38	32-50	640	3-5	600	22-32	688	13-29-42	13-0	20	19	2	17	44-45	89
				14-57	246	4-15	267	6-10	600	16-10-26	23-1	6	24	2	6	23-15	38
F12	• NOTRE DAME RUTGERS	hW	71-49	27-52	519	5-9	556	12-16	750	10-21-31	11-0	18	15	3	8	29-42	71
				20-49	408	2-8	250	7-10	700	9-19-28	18-1	13	20	3	7	25-24	49
F19	• NOTRE DAME at #2 Connecticut	aL	57-78	20-55	364	5-9	556	12-21	571	15-18-33	19-0	8	19	1	10	29-28	57
				29-53	547	8-18	444	12-16	750	8-25-33	17-0	22	16	2	14	37-41	78
F22	• NOTRE DAME at #19/18 West Virginia	aW	72-60	30-52	577	2-3	667	10-14	714	10-30-40	21-0	15	30	5	5	38-34	72
				24-68	353	2-8	250	10-18	556	18-13-31	18-0	10	23	3	16	25-35	60
F26	• NOTRE DAME CINCINNATI	hW	66-48	22-54	407	4-10	400	18-24	750	19-20-39	15-0	15	18	5	13	28-38	66
				17-40	425	7-14	500	7-14	500	9-16-25	12-0	12	28	1	8	20-28	48
F28	• NOTRE DAME at #12/11 DePaul	aL	69-70	24-50	480	2-7	286	19-29	655	13-21-34	19-1	14	23	4	15	26-43	69
				27-57	474	6-16	375	10-16	625	14-16-30	20-1	16	24	5	9	32-38	70
M6	NOTRE DAME vs. Louisville	n4W	63-53	20-43	465	3-6	500	20-25	800	8-24-32	10-0	12	21	7	10	32-31	63
				24-63	381	2-18	111	3-7	429	18-19-37	19-1	10	22	4	15	24-29	53
M7	NOTRE DAME vs. #9/13 DePaul	n4W	71-67	23-55	418	2-10	200	23-29	793	12-30-42	15-0	7	13	3	10	27-44	71
				25-69	362	9-23	391	8-12	667	18-23-41	20-0	9	14	5	7	33-34	67
M8	NOTRE DAME at #1 Connecticut	a4L	64-73	24-71	338	2-10	200	14-16	875	21-24-45	20-1	11	17	3	9	31-33	64
				28-61	459	3-12	250	14-19	737	12-26-38	16-1	14	14	5	8	32-41	73
M19	NOTRE DAME at Utah	a5W	67-54	25-56	446	3-7	429	14-21	667	11-23-34	14-0	16	10	6	7	36-31	67
				18-55	327	6-18	333	12-15	800	15-26-41	19-0	7	18	3	5	33-21	54
M21	NOTRE DAME vs. Temple	n5W	77-64	28-54	519	5-11	455	16-25	640	12-30-42	20-1	21	19	7	9	41-36	77
				22-61	361	8-13	615	12-25	480	15-19-34	19-2	9	15	1	12	29-35	64
M26	NOTRE DAME vs. #21/20 Oklahoma	n6W	78-53	28-59	475	9-18	500	13-18	722	14-33-47	13-0	24	24	4	14	34-44	78
				23-55	418	1-11	091	6-9	667	2-22-24	17-0	14	24	3	7	17-36	53
M28	NOTRE DAME vs. #4 Tennessee	n6W	73-59	25-56	446	5-11	455	18-22	818	10-24-34	16-1	17	16	1	11	29-44	73
				22-67	328	4-19	211	11-17	647	22-24-46	20-1	11	19	0	8	24-35	59
A3	NOTRE DAME vs. #1 Connecticut	n7W	72-63	27-52	519	4-8	500	14-22	636	12-27-39	13-0	10	16	1	6	26-46	72
				25-59	424	6-18	333	7-13	538	10-17-27	19-0	16	12	3	9	32-31	63
A5	NOTRE DAME vs. #7/8 Texas A&M	n7L	70-76	24-52	462	2-10	200	20-26	769	11-19-29	19-1	10	16	3	10	35-35	70
				29-53	547	2-7	286	16-23	696	10-22-32	21-1	14	18	4	8	33-43	76

• = BIG EAST game // h1 = Super Six Series (Notre Dame, Ind.) // h2 = WBCA Classic (Notre Dame, Ind.) // n3 = State Farm Holiday Hoops Classic (Seattle, Wash.) // n4/n5 = BIG EAST Championship (Hartford, Conn.) // a5/n5 = NCAA Dayton Region - First/Second Rounds (Salt Lake City, Utah) // n6 = NCAA Dayton Regional (Dayton, Ohio) n7 = NCAA Womens Final Four (Indianapolis, Ind.)

Points-Rebounds-Assists

Opponent	Solomon	Badway	Diggins	Achonwa	Miller	Peters	Turner	Novosel	Mallory	McBride	Bruszewski	Forr	Braker
NEW HAMPSHIRE	11-1-0	3-1-0	12-2-4	7-4-5	1-2-2	23-8-0	2-1-3	11-2-1	9-1-3	8-2-2	1-0-3	6-2-1	5-5-2
MOREHEAD STATE	7-1-3	1-0-0	9-3-8	10-3-1	5-4-1	8-4-2	10-4-5	13-4-0	7-2-2	14-6-1	7-7-0	0-1-1	0-4-0
(1) UCLA	3-2-0	DNP	22-1-5	9-9-0	0-0-0	3-2-4	0-0-0	19-6-4	4-1-1	11-4-3	12-13-3	DNP	DNP
at Kentucky	2-3-0	DNP	18-3-1	4-13-1	0-0-0	2-6-1	7-2-0	21-8-3	INJ	10-2-4	12-8-1	DNP	0-0-0
(2) IUPUI	12-12-0	0-2-0	7-4-7	9-5-0	INJ	18-6-0	8-2-5	12-1-2	INJ	8-2-2	9-3-2	2-1-0	10-6-0
(2) WAKE FOREST	14-5-1	0-0-0	11-2-2	11-5-3	INJ	12-5-2	2-2-3	23-3-3	3-1-1	6-2-0	8-7-4	0-0-0	2-3-1
(2) BUTLER	6-4-2	0-0-0	11-5-7	6-4-2	INJ	11-7-3	3-0-3	20-5-3	6-2-0	11-5-3	10-1-1	0-1-0	1-3-0
at Baylor	6-9-0	DNP	21-1-5	2-3-0	INJ	8-6-1	0-0-3	12-3-1	8-6-2	6-3-0	2-2-0	DNP	DNP
PURDUE	5-3-2	0-0-0	14-3-6	12-7-4	0-0-0	7-9-0	0-0-1	16-4-3	4-0-3	6-1-3	8-6-1	0-0-0	DNP
• at Providence	11-10-3	DNP	10-5-3	13-3-0	3-2-1	8-3-4	8-0-1	9-2-2	6-0-2	2-1-1	9-6-1	DNP	0-1-1
CREIGHTON	0-0-0	0-0-0	18-1-1	14-5-2	4-6-0	4-3-6	3-1-5	11-4-1	7-3-7	9-2-1	17-6-0	2-1-0	2-0-0
at Valparaiso	0-5-1	0-0-0	3-2-5	12-7-0	8-3-3	6-4-3	8-1-3	18-2-2	12-3-4	7-6-1	8-4-1	4-0-0	8-3-0
(3) vs. Gonzaga	*	DNP	19-11-5	5-3-0	0-1-1	10-10-1	0-0-1	27-4-1	3-0-3	4-1-0	2-8-3	DNP	DNP
(3) vs. Loyola Marymount	*	DNP	10-3-2	5-6-1	6-5-1	16-6-2	3-1-6	8-2-2	6-1-1	20-6-1	12-4-3	2-1-1	3-4-0
SE MISSOURI STATE	*	3-0-0	18-4-7	8-7-2	4-10-3	11-13-2	7-4-3	7-6-3	3-1-1	17-4-2	12-5-2	2-0-0	5-8-2
• at Marquette	*	0-0-0	9-5-4	12-4-1	0-1-0	18-8-0	1-0-1	14-7-3	13-2-2	2-3-0	4-3-2	0-0-0	0-1-0
• CONNECTICUT	*	DNP	16-4-5	9-8-2	0-0-0	17-11-2	2-0-0	16-5-5	6-1-1	2-2-1	8-6-1	DNP	0-0-0
• LOUISVILLE	*	0-0-0	12-2-5	4-9-1	0-2-2	14-3-1	2-2-1	12-5-5	11-5-3	14-6-1	11-6-2	0-0-0	0-0-0
• at Pittsburgh	*	0-0-0	20-4-5	4-3-0	4-3-0	15-10-4	5-2-1	15-3-1	2-2-1	8-5-3	4-4-1	5-2-0	0-3-0
• GEORGETOWN	*	DNP	22-4-6	6-7-1	2-2-1	4-12-0	3-1-1	19-1-1	14-2-4	DNP	10-4-3	DNP	0-1-0
• ST. JOHN'S	*	0-0-0	6-6-6	4-4-2	2-3-0	14-10-2	3-2-3	13-3-2	6-6-5	DNP	19-1-1	0-2-0	2-3-0
• at Villanova	*	DNP	13-6-4	4-3-1	0-0-0	20-9-0	0-1-1	11-3-2	0-0-1	DNP	10-10-0	DNP	0-0-0
• SYRACUSE	*	DNP	8-7-5	13-2-1	0-0-1	15-11-4	1-1-3	13-4-2	6-1-3	DNP	12-7-1	2-1-0	1-1-0
• at South Florida	*	DNP	17-4-4	14-8-0	0-3-0	7-7-0	0-2-1	19-8-0	3-1-2	DNP	16-6-5	DNP	0-0-0
• SETON HALL	*	0-0-0	14-6-7	12-6-1	7-5-1	10-5-2	5-1-1	16-4-2	13-1-3	DNP	10-1-2	2-0-0	0-6-1
• RUTGERS	*	DNP	20-5-5	4-4-1	DNP	21-6-0	4-1-1	6-3-1	10-4-10	DNP	6-4-0	0-0-0	0-1-0
• at Connecticut	*	DNP	22-4-1	1-3-0	2-2-1	0-8-2	0-1-1	18-3-2	6-2-1	DNP	8-6-0	DNP	0-0-0
• at West Virginia	*	DNP	10-7-7	3-2-1	0-1-0	16-5-1	2-4-2	22-7-0	9-1-4	DNP	10-9-0	DNP	DNP
• CINCINNATI	*	0-0-0	12-3-2	0-6-1	0-0-1	12-10-2	9-1-2	11-2-2	6-3-3	DNP	12-5-2	2-2-0	2-3-0
• at DePaul	*	DNP	18-4-4	3-7-2	0-0-1	15-8-1	0-1-0	17-7-1	10-2-4	DNP	6-1-1	DNP	DNP
(4) vs. Louisville	*	DNP	14-3-4	2-2-2	2-0-0	19-9-1	0-1-0	9-3-2	9-2-3	DNP	8-10-0	DNP	DNP
(4) vs. DePaul	*	DNP	19-6-4	8-5-0	DNP	15-9-0	5-0-0	8-4-1	9-3-1	DNP	7-9-1	DNP	DNP
(4) at Connecticut	*	DNP	14-5-5	12-10-0	5-2-0	4-6-1	0-1-0	17-5-0	4-5-4	DNP	8-3-1	DNP	DNP
(5) at Utah	*	DNP	20-3-3	2-4-2	0-1-0	12-6-0	0-0-0	20-4-4	0-5-1	DNP	13-6-6	DNP	DNP
(5) vs. Temple	*	0-0-0	15-2-7	10-8-1	2-3-0	17-12-3	0-1-2	17-1-0	4-2-6	DNP	12-6-2	0-0-0	0-0-0
(6) vs. Oklahoma	*	0-0-0	6-7-12	10-8-0	6-3-2	17-13-4	0-1-0	15-7-3	20-4-2	DNP	4-2-1	0-0-0	0-0-0
(6) vs. Tennessee	*	DNP	24-2-4	2-6-2	0-1-1	7-5-1	0-0-0	17-4-5	10-3-3	DNP	13-8-1	DNP	DNP
(7) vs. Connecticut	*	DNP	28-4-6	4-4-1	0-0-0	8-7-0	0-1-1	22-4-0	8-4-1	DNP	2-8-1	DNP	DNP
(7) vs. Texas A&M	*	DNP	23-3-3	0-1-0	0-4-2	21-11-1	2-0-1	14-4-0	4-1-3	DNP	6-2-0	DNP	DNP

Games started in **boldface** // * - left team on Dec. 27 // • = BIG EAST game

1 = Super Six Series (Notre Dame, Ind.) // 2 = WBCA Classic (Notre Dame, Ind.) // 3 = State Farm Holiday Hoops Classic (Seattle, Wash.) // 4 = BIG EAST Championship (Hartford, Conn.) //

5 = NCAA Dayton Region - First/Second Rounds (Salt Lake City, Utah) // 6 = NCAA Dayton Regional (Dayton, Ohio) // 7 = NCAA Women's Final Four (Indianapolis, Ind.)

LEADING SCORER

Skylar Diggins.....	14 (27)
Natalie Novosel	12 (15)
Devereaux Peters	11 (13)
Kayla McBride.....	3
Becca Bruszewski.....	2 (12)
Natalie Achonwa.....	1
Brittany Mallory.....	1 (4)

LEADING REBOUNDER

Devereaux Peters	20 (35)
Becca Bruszewski.....	11 (17)
Natalie Achonwa.....	7
Erica Solomon.....	3 (7)
Skylar Diggins.....	2 (4)
Ariel Braker.....	1
Kayla McBride.....	1
Fraderica Miller.....	1 (1)
Natalie Novosel	1 (2)

LEADER IN ASSISTS

Skylar Diggins.....	27 (37)
Brittany Mallory.....	5 (11)
Natalie Novosel	4 (11)
Becca Bruszewski.....	3 (9)
Devereaux Peters	2 (2)
Natalie Achonwa.....	1
Kayla McBride.....	1
Kaila Turner.....	1 (1)

GAMES STARTED

Becca Bruszewski.....	39 (96)
Natalie Novosel	39 (43)
Devereaux Peters	39 (42)
Skylar Diggins.....	38 (68)
Brittany Mallory.....	35 (41)
Kayla McBride.....	4
Mary Forr	1

CHARGES TAKEN

Opponents	33
Notre Dame	29
Becca Bruszewski.....	11 (25)
Brittany Mallory.....	6 (11)
Skylar Diggins.....	4 (6)
Natalie Achonwa.....	3
Devereaux Peters	2 (4)
Natalie Novosel	1 (5)
Erica Solomon.....	1 (6)
Kaila Turner.....	1 (1)

20-29-POINT SCORING GAMES

Opponents	11
Notre Dame	23
Skylar Diggins.....	10 (17)
Natalie Novosel	7 (7)
Devereaux Peters	4 (4)
Brittany Mallory.....	1 (2)
Kayla McBride.....	1

30-POINT SCORING GAMES

Opponents	4
Notre Dame	0
TECHNICAL FOULS	
Opponents	4
Notre Dame	2
Natalie Achonwa.....	1
Devereaux Peters.....	1

FOUR-POINT PLAYS

Opponents	0
Notre Dame	0

THREE-POINT PLAYS

Opponents	35
Notre Dame	57
Skylar Diggins.....	15
Natalie Novosel	14
Devereaux Peters	11
Natalie Achonwa.....	4
Becca Bruszewski.....	4
Brittany Mallory.....	3
Kayla McBride.....	3
Ariel Braker.....	1
Erica Solomon.....	1
Kaila Turner.....	1

ND'S FIRST SUBSTITUTION

Natalie Achonwa.....	23
Kaila Turner.....	12
Kayla McBride.....	10
Erica Solomon.....	3
Skylar Diggins.....	1
Fraderica Miller.....	1

BENCH POINTS

Opponents	470 (12.1 ppg.)
Notre Dame	741 (19.0 ppg.)

SHOT CLOCK VIOLATIONS

Opponents	33
Notre Dame	12

JUMP BALLS CONTROLLED

Opponents	21
Notre Dame	20
Natalie Achonwa ... 2/2 (1.000)	
Devereaux Peters . 18/39 (.462)	

FIRST SCORE

Opponents	18
Notre Dame	21
Skylar Diggins.....	6
Becca Bruszewski.....	5
Natalie Novosel	4
Devereaux Peters	4
Brittany Mallory.....	1
Kayla McBride.....	1

RUNS OF 10-0 OR BETTER

Opponents	7
Notre Dame	45

LARGEST HALFTIME LEAD

41, 53-12 vs. New Hampshire (11/12/10)
--

LARGEST HALFTIME DEFICIT

14, 38-24 at Baylor (12/1/10)

LARGEST LEAD

76, twice (MR: 97-21, 0:00 - 2nd vs. SE Missouri State, 1/2/11)

LARGEST DEFICIT

23, 63-40 (8:31 - 2nd) at Connecticut (2/19/11)

LARGEST WIN

76, 97-21 vs. SE Missouri State (1/2/11)
--

LARGEST DEFEAT

23, 78-57 at Connecticut (2/19/11)

MOST CONSECUTIVE PTS

36 vs. SE Missouri State (1/2/11)

MOST CONSECUTIVE OPP PTS

12 by DePaul (2/26/11)

LONGEST WINNING STREAK

9 (11/12-2/12)

LONGEST LOSING STREAK

2 (11/18-11/21)

LARGEST HOME CROWD

9,149 (sellout), five times (MR: vs. Cincinnati, 2/26/11)

LARGEST ROAD CROWD

10,202 at Connecticut (3/8/11)

LARGEST NEUTRAL CROWD

17,473 vs. Texas A&M (4/5/11)

NOTE: totals may not add up to games played due to ties ... figures in parentheses by player totals are career totals (charges taken first tracked in '08-'09)

Double-Figure Points

	2010-11	Career
Natalie Achonwa	13	13
Ariel Braker	1	1
Becca Bruszewski	18	55
Skylar Diggins	32	56
Brittany Mallory	9	25
Kayla McBride	7	7
Fraderica Miller	0	1
Natalie Novosel	33	47
Devereaux Peters	25	45
Erica Solomon	4	11
Kaila Turner	1	2

Double-Figure Rebounds/Assists

	2010-11	Career
Natalie Achonwa	2	2
Becca Bruszewski	3	5
Skylar Diggins	1/1*	2/1*
Brittany Mallory	1*	1*
Fraderica Miller	1	1
Devereaux Peters	11	13
Erica Solomon	2	3

* - assists

5-5-5 Games (aka "Stat Sheet Stuffers")

	2010-11	Career
Becca Bruszewski	2	3
Skylar Diggins	9	17
Brittany Mallory	1	5
Natalie Novosel	2	3
Devereaux Peters	3	6
Erica Solomon	1	1
Kaila Turner	1	1

NOTE: At least 5 in three of five statistical categories (points, rebounds, assists, steals or blocks)

Double-Doubles

	2010-11	Career
Natalie Achonwa	1	1
12 pts., 10 rebs. at Connecticut, 3/8		
Becca Bruszewski	2	4
12 pts., 13 rebs. vs. UCLA, 11/18		
10 pts., 10 rebs. at Villanova, 1/29		
Skylar Diggins	1	2
19 pts., 11 rebs. vs. Gonzaga, 12/29		
Brittany Mallory	1	1
10 pts., 10 asst. vs. Rutgers, 2/12		
Devereaux Peters	10	11
10 pts., 10 rebs. vs. Gonzaga, 12/29		
11 pts., 13 rebs. vs. SE Missouri State, 1/2		
17 pts., 11 rebs. vs. Connecticut, 1/8		
15 pts., 10 rebs. at Pittsburgh, 1/15		
14 pts., 10 rebs. vs. St. John's, 1/23		
15 pts., 11 rebs. vs. Syracuse, 2/1		
12 pts., 10 rebs. vs. Cincinnati, 2/26		
17 pts., 12 rebs. vs. Temple, 3/21		
17 pts., 13 rebs. vs. Oklahoma, 3/26		
21 pts., 11 rebs. vs. Texas A&M, 4/5		
Erica Solomon	2	2
12 pts., 12 rebs. vs. IUPUI, 11/26		
11 pts., 10 rebs. at Providence, 12/8		

Clutch Free Throws (final 5 min. + OT)

	FT-FTA	Pct.
Erica Solomon	4-4	1.000
Kayla McBride	12-15	.800
Kaila Turner	4-5	.800
Brittany Mallory	18-24	.750
Natalie Novosel	27-38	.711
Skylar Diggins	22-35	.629
Ariel Braker	10-16	.625
Becca Bruszewski	12-21	.571
Fraderica Miller	5-9	.556
Devereaux Peters	5-9	.556
Natalie Achonwa	6-11	.545
Veronica Badway	1-2	.500
Mary Forr	1-2	.500
10-11 Team Totals	127-191	.665

2010-11 Box Scores

GAME 1	#12 NOTRE DAME 99
	NEW HAMPSHIRE 48
	November 12, 2010 Purcell Pavilion (Notre Dame, Ind.)

New Hampshire (48)

PLAYER	MIN	FG-A	3FG-A	FT-A	REB	AST	PF	TP
Frankenberger	26	1-3	1-2	5-6	4	0	3	8
McDonald	27	1-4	0-1	2-2	5	2	4	4
Early	21	2-2	0-0	0-0	2	2	4	4
Hogan	26	2-6	1-3	0-0	2	3	2	5
Reed	29	5-7	1-2	0-0	3	2	0	11
Friel	9	0-1	0-1	0-0	0	1	2	0
Lyons	10	0-0	0-0	0-0	2	0	1	0
Wells	23	4-9	0-2	0-0	3	0	1	8
McKnight	20	1-2	0-0	0-0	1	0	3	2
Flynn	9	3-3	0-0	0-3	3	0	3	6
Team					0			
Totals	200	19-37	3-11	7-11	25	10	23	48

Notre Dame (99)

PLAYER	MIN	FG-A	3FG-A	FT-A	REB	AST	PF	TP
Peters	16	11-13	0-0	1-1	8	0	0	23
Bruszewski	15	0-1	0-0	1-2	0	3	0	1
Diggins	19	4-11	0-1	4-6	2	4	1	12
Novosel	18	4-5	0-0	3-3	2	1	0	11
Mallory	20	3-8	1-4	2-2	1	3	0	9
Solomon	14	4-6	0-0	3-3	1	0	2	11
Badway	4	1-1	1-1	0-0	1	0	0	3
Achonwa	16	2-4	0-0	3-4	4	5	5	7
Miller	12	0-2	0-0	1-2	2	2	1	1
Turner	22	0-3	0-3	2-2	1	3	3	2
McBride	23	3-9	0-1	2-2	2	2	0	8
Farr	9	3-4	0-0	0-0	2	1	1	6
Braker	12	2-5	0-0	1-4	5	2	2	5
Team					3			
Totals	200	37-72	2-10	23-31	34	26	15	99

New Hampshire 12 36 — 48

Notre Dame 53 46 — 99

FG Pct: New Hampshire 51.4, Notre Dame 51.4. **3-PT FG Pct:** New Hampshire 27.3, Notre Dame 20.0. **FT Pct:** New Hampshire 63.6, Notre Dame 74.2. **Turnovers:** New Hampshire 49, Notre Dame 19. **Blocked Shots:** New Hampshire 3, Notre Dame 3 (Peters 2). **Steals:** New Hampshire 10 (Hogan, Wells 3), Notre Dame 36 (Novosel 7). **Attendance:** 8,614.

GAME 2	#12 NOTRE DAME 91
	MOREHEAD STATE 28
	November 15, 2010 Purcell Pavilion (Notre Dame, Ind.)

Morehead State (28)

PLAYER	MIN	FG-A	3FG-A	FT-A	REB	AST	PF	TP
Hillman	19	1-4	0-2	0-0	1	0	5	2
Harris	35	1-5	0-0	3-8	6	1	1	5
Bozeman	34	4-13	2-10	2-4	2	0	2	12
Dixon	25	0-3	0-2	2-4	2	0	2	2
Lumpkin	24	0-7	0-1	5-6	3	0	3	5
Robinson	16	0-1	0-0	0-0	2	0	4	0
Turner	18	0-3	0-3	0-1	1	1	3	0
Cox	15	0-0	0-0	0-2	2	0	2	0
Iluen	10	0-1	0-1	0-0	2	0	1	0
Parker	4	1-3	0-1	0-0	1	0	0	2
Team					7			
Totals	200	7-40	2-20	12-25	29	2	23	28

Notre Dame (91)

PLAYER	MIN	FG-A	3FG-A	FT-A	REB	AST	PF	TP
Peters	18	3-5	0-0	2-3	4	2	2	8
Bruszewski	18	3-6	0-0	1-2	7	0	2	7
Diggins	21	4-9	0-1	1-2	3	8	1	9
Novosel	15	3-5	1-1	6-8	4	0	1	13
Mallory	18	1-2	1-1	4-6	2	2	0	7
Solomon	16	2-5	0-0	3-4	1	3	2	7
Badway	4	0-0	0-0	1-2	0	0	1	1
Achonwa	17	5-8	0-0	0-1	3	1	2	10
Miller	15	2-3	0-0	1-2	4	1	1	5
Turner	25	3-7	1-3	3-3	4	5	3	10
McBride	21	7-11	0-0	0-0	6	1	2	14
Farr	6	0-1	0-0	0-0	1	1	2	0
Braker	6	0-1	0-0	0-0	4	0	1	0
Team					4			
Totals	200	33-63	3-6	22-33	47	24	20	91

Morehead State 7 21 — 28

Notre Dame 40 51 — 91

FG Pct: Morehead State 17.5, Notre Dame 52.4. **3-PT FG Pct:** Morehead State 10.0, Notre Dame 50.0. **FT Pct:** Morehead State 48.0, Notre Dame 66.7. **Turnovers:** Morehead State 40, Notre Dame 20. **Blocked Shots:** Morehead State 2, Notre Dame 4. **Steals:** Morehead State 8 (Bozeman 4), Notre Dame 26 (Mallory, Miller 5). **Attendance:** 8,614.

GAME 3	#15 UCLA 86
	#12 NOTRE DAME 83 (20T)
	Super Six Series November 18, 2010 Purcell Pavilion (Notre Dame, Ind.)

UCLA (86)

PLAYER	MIN	FG-A	3FG-A	FT-A	REB	AST	PF	TP
Nzekwe	27	1-2	0-0	2-2	8	0	2	4
Dixon	31	6-9	0-0	6-8	11	2	4	18
Morris	35	5-12	3-6	4-4	4	3	4	17
Campbell	40	3-10	0-2	2-3	4	7	2	8
Gardner, R.	30	5-12	1-5	1-2	1	2	3	12
Earl	4	0-0	0-0	0-1	1	0	0	0
Williams	11	0-1	0-0	0-0	3	1	1	0
Nyongifa	32	3-7	0-1	5-6	8	1	2	11
Walker	37	7-16	0-1	2-5	4	3	3	16
Costa	3	0-0	0-0	0-0	0	0	0	0
Team					2			
Totals	250	30-69	4-15	22-31	46	19	21	86

Notre Dame (83)

PLAYER	MIN	FG-A	3FG-A	FT-A	REB	AST	PF	TP
Peters	18	1-9	0-0	1-2	2	4	3	3
Bruszewski	44	6-12	0-0	0-0	13	3	5	12
Diggins	47	10-21	0-4	2-3	1	5	4	22
Novosel	39	7-12	2-4	3-6	6	4	4	19
Mallory	22	1-4	1-3	1-2	1	1	1	4
Solomon	10	1-2	0-0	1-2	2	0	2	3
Achonwa	28	4-5	0-0	1-2	9	0	1	9
Miller	2	0-0	0-0	0-0	0	0	0	0
Turner	7	0-1	0-1	0-0	0	0	2	0
McBride	33	4-8	2-3	1-2	4	3	2	11
Team					5			
Totals	250	34-74	5-15	10-19	43	20	24	83

UCLA 41 26 12 7 — 86

Notre Dame 37 30 12 4 — 83

FG Pct: UCLA 43.5, Notre Dame 45.9. **3-PT FG Pct:** UCLA 26.7, Notre Dame 33.3. **FT Pct:** UCLA 71.0, Notre Dame 52.6. **Turnovers:** UCLA 26, Notre Dame 27. **Blocked Shots:** UCLA 2, Notre Dame 2. **Steals:** UCLA 15 (Morris 3), Notre Dame 11 (Diggins 3). **Attendance:** 7,824.

GAME	4	#9/10 KENTUCKY 81
		#12 NOTRE DAME 76
		November 21, 2010 Memorial Coliseum (Lexington, Ky.)

Notre Dame (76)

PLAYER	MIN	FG-A	3FG-A	FT-A	REB	AST	PF	TP
Peters	13	1-3	0-0	0-0	6	1	5	2
Bruszewski	31	5-9	0-1	2-5	8	1	5	12
Diggins	34	7-17	0-2	4-5	3	1	4	18
Novosel	35	8-24	1-7	4-6	8	3	2	21
McBride	34	5-9	0-2	0-0	2	4	1	10
Solomon	9	1-3	0-0	0-0	3	0	0	2
Achonwa	22	2-4	0-0	0-0	13	1	4	4
Miller	3	0-1	0-0	0-0	0	0	2	0
Turner	18	3-6	1-3	0-0	2	0	4	7
Braker	1	0-0	0-0	0-0	0	0	0	0
Team					6			
Totals	200	32-76	2-15	10-16	51	11	27	76

Kentucky (81)

PLAYER	MIN	FG-A	3FG-A	FT-A	REB	AST	PF	TP
Dunlap	38	7-12	0-2	10-12	14	4	2	24
Mathies	34	2-9	0-1	2-8	4	0	2	6
Snowden	28	5-14	5-12	2-2	2	0	1	17
Morrow	5	0-2	0-1	0-0	0	0	0	0
Conwright	25	2-6	0-2	4-6	0	3	5	8
Riley	15	2-6	0-2	1-2	0	0	1	5
Pinkett	23	7-14	3-6	0-0	5	0	3	17
Evans	23	0-2	0-1	2-2	2	2	4	2
Henderson	9	1-1	0-0	0-0	3	0	0	2
Team					5			
Totals	200	26-66	8-27	21-32	35	9	18	81

Notre Dame	35	41	—	76
Kentucky	41	40	—	81

FG Pct: Notre Dame 42.1, Kentucky 39.4. **3-PT FG Pct:** Notre Dame 13.3, Kentucky 29.6. **FT Pct:** Notre Dame 62.5, Kentucky 65.6. **Turnovers:** Notre Dame 17, Kentucky 12. **Blocked Shots:** Notre Dame 5 (Novosel 2), Kentucky 4 (Dunlap 3). **Steals:** Notre Dame 5 (Achonwa, Turner 2), Kentucky 5 (Dunlap 2). **Attendance:** 6,794.

GAME	5	#18/16 NOTRE DAME 95
		IUPUI 29
		WBCA Classic November 26, 2010 Purcell Pavilion (Notre Dame, Ind.)

IUPUI (29)

PLAYER	MIN	FG-A	3FG-A	FT-A	REB	AST	PF	TP
Nelson	31	2-9	0-3	0-0	4	1	2	4
Mitchell	19	0-2	0-0	0-0	1	1	5	0
Bellamy	17	0-0	0-0	2-2	2	0	2	2
Gaskin	25	1-6	0-2	1-1	4	1	1	3
Home	21	3-5	1-1	0-0	2	0	1	7
Collins	16	1-5	1-5	0-0	0	1	0	3
Cotton	8	0-1	0-0	0-0	0	0	0	0
Eichelberger	15	1-5	1-2	0-0	2	0	0	3
Nunley-Lash	28	2-7	0-1	3-5	7	1	4	7
Luster	10	0-3	0-1	0-0	3	2	2	0
Blaydes	10	0-1	0-0	0-0	0	0	2	0
Team					3			
Totals	200	10-44	3-15	6-8	28	7	19	29

Notre Dame (95)

PLAYER	MIN	FG-A	3FG-A	FT-A	REB	AST	PF	TP
Peters	20	7-12	0-0	4-4	6	0	0	18
Bruszewski	19	3-5	0-0	3-4	3	2	1	9
Diggins	22	2-6	0-1	3-5	4	7	1	7
Novosel	23	4-7	2-3	2-2	1	2	1	12
McBride	26	4-6	0-0	0-0	2	2	1	8
Solomon	20	5-8	0-0	2-5	12	0	4	12
Badway	6	0-3	0-0	0-0	2	0	0	0
Achonwa	16	3-5	0-0	3-3	5	0	2	9
Turner	28	2-6	2-5	2-2	2	5	2	8
Farr	7	1-5	0-0	0-0	1	0	0	2
Braker	13	4-6	0-0	2-3	6	0	0	10
Team					1			
Totals	200	35-69	4-9	21-28	45	18	12	95

IUPUI	13	16	—	29
Notre Dame	41	54	—	95

FG Pct: IUPUI 22.7, Notre Dame 50.7. **3-PT FG Pct:** IUPUI 20.0, Notre Dame 44.4. **FT Pct:** IUPUI 75.0, Notre Dame 75.0. **Turnovers:** IUPUI 35, Notre Dame 9. **Blocked Shots:** IUPUI 3, Notre Dame 9 (Solomon 3). **Steals:** IUPUI 1, Notre Dame 23 (Turner 5). **Attendance:** 8,848.

GAME	6	#18/16 NOTRE DAME 92
		WAKE FOREST 69
		WBCA Classic November 27, 2010 Purcell Pavilion (Notre Dame, Ind.)

Wake Forest (69)

PLAYER	MIN	FG-A	3FG-A	FT-A	REB	AST	PF	TP
Walters	21	2-4	0-0	4-4	3	3	1	8
Garcia	18	2-5	0-1	1-2	1	1	4	5
Thomas	23	2-7	1-2	0-0	2	5	2	5
Boykin	26	3-8	1-2	2-2	3	0	2	9
Ray	24	4-7	0-1	5-6	5	1	5	13
Hall	7	0-3	0-2	0-0	1	0	2	0
Douglas	16	1-6	1-2	2-2	1	3	5	5
Johnson	7	0-2	0-1	0-0	1	0	0	0
Walker	14	2-6	1-2	2-4	2	1	0	7
Carnes	10	0-2	0-2	0-0	0	0	1	0
Wright	22	6-8	0-0	2-2	4	1	4	14
Williams	12	1-3	0-0	1-2	4	2	2	3
Team					6			
Totals	200	23-61	4-15	19-24	33	17	28	69

Notre Dame (92)

PLAYER	MIN	FG-A	3FG-A	FT-A	REB	AST	PF	TP
Peters	21	4-5	0-0	4-4	5	2	3	12
Bruszewski	19	3-8	0-2	2-4	7	4	3	8
Diggins	29	3-9	0-1	5-7	2	2	3	11
Novosel	28	5-9	2-5	11-12	3	3	1	23
McBride	20	3-4	0-1	0-0	2	0	2	6
Solomon	15	4-5	0-0	6-6	5	1	3	14
Badway	2	0-1	0-0	0-0	0	0	0	0
Achonwa	15	3-5	0-0	5-6	5	3	0	11
Turner	23	0-3	0-2	2-2	2	3	1	2
Mallory	15	1-2	1-2	0-0	1	1	3	3
Farr	3	0-1	0-0	0-0	0	0	0	0
Braker	10	0-0	0-0	2-2	3	1	1	2
Team					2			
Totals	200	26-52	3-13	37-43	37	20	20	92

Wake Forest	28	41	—	69
Notre Dame	45	47	—	92

FG Pct: Wake Forest 37.7, Notre Dame 50.0. **3-PT FG Pct:** Wake Forest 26.7, Notre Dame 23.1. **FT Pct:** Wake Forest 79.2, Notre Dame 86.0. **Turnovers:** Wake Forest 25, Notre Dame 24. **Blocked Shots:** Wake Forest 2, Notre Dame 5 (Solomon 2). **Steals:** Wake Forest 10 (Thomas 3), Notre Dame 16 (Novosel 4). **Attendance:** 8,294.

GAME 7	#18/16 NOTRE DAME 85
	BUTLER 54
WBCA Classic November 28, 2010 Purcell Pavilion (Notre Dame, Ind.)	

Butler (54)

PLAYER	MIN	FG-A	3FG-A	FT-A	REB	AST	PF	TP
Hamilton	33	4-6	0-0	3-4	8	0	2	11
Hamm	14	1-4	0-0	1-2	1	2	5	3
Bowen	38	5-12	4-7	0-0	9	1	3	14
Burns	27	4-9	0-2	6-6	2	3	0	14
Brierly	25	2-9	1-5	0-0	1	4	4	5
Freeman	15	0-3	0-2	0-0	1	0	4	0
Pittman	14	1-7	1-5	0-0	0	1	3	3
McDivitt	2	0-1	0-1	0-0	0	0	0	0
Jennings	1	0-0	0-0	0-0	0	0	0	0
Grbic	15	1-1	0-0	2-2	1	0	2	4
Cobb	8	0-3	0-2	0-0	0	2	0	0
Bass	7	0-3	0-0	0-0	2	0	0	0
May	1	0-1	0-0	0-0	0	0	0	0
Team					7			
Totals	200	18-59	6-24	12-14	32	13	23	54

Notre Dame (85)

PLAYER	MIN	FG-A	3FG-A	FT-A	REB	AST	PF	TP
Peters	27	4-6	0-0	3-3	7	3	4	11
Bruszewski	20	4-6	0-0	2-3	1	1	3	10
Diggins	27	3-6	0-2	5-5	5	7	2	11
Novosel	30	7-14	1-5	5-8	5	3	1	20
McBride	30	4-7	0-1	3-4	5	3	0	11
Solomon	13	2-6	0-0	2-2	4	2	2	6
Badway	1	0-0	0-0	0-0	0	0	0	0
Achonwa	19	3-4	0-0	0-0	4	2	0	6
Turner	15	1-4	0-2	1-2	0	3	0	3
Mallory	13	2-3	2-3	0-0	2	0	1	6
Farr	2	0-0	0-0	0-0	1	0	0	0
Braker	3	0-3	0-0	1-2	3	0	0	1
Team					5			
Totals	200	30-59	3-13	22-29	42	24	13	85

Butler	21	33	—	54
Notre Dame	37	48	—	85

FG Pct: Butler 30.5, Notre Dame 50.8. **3-PT FG Pct:** Butler 25.0, Notre Dame 23.1. **FT Pct:** Butler 85.7, Notre Dame 75.9. **Turnovers:** Butler 19, Notre Dame 15. **Blocked Shots:** Butler 1, Notre Dame 6 (Diggins 2). **Steals:** Butler 11 (Bowen 3), Notre Dame 8 (Novosel, McBride 2). **Attendance:** 8,279.

GAME 8	#2/3 BAYLOR 76
	#16 NOTRE DAME 65
December 1, 2010 Ferrell Center (Waco, Texas)	

Notre Dame (65)

PLAYER	MIN	FG-A	3FG-A	FT-A	REB	AST	PF	TP
Peters	16	3-7	0-0	2-2	6	1	4	8
Bruszewski	28	1-7	0-1	0-0	2	0	4	2
Diggins	39	8-17	4-7	1-3	1	5	1	21
Novosel	26	3-10	0-4	6-8	3	1	5	12
Mallory	22	3-7	2-3	0-0	6	2	3	8
Solomon	20	3-5	0-0	0-0	9	0	5	6
Achonwa	16	1-3	0-0	0-0	3	0	2	2
Turner	9	0-0	0-0	0-0	0	3	2	0
McBride	24	2-6	0-3	2-2	3	0	1	6
Team					5			
Totals	200	24-62	6-18	11-15	38	12	27	65

Baylor (76)

PLAYER	MIN	FG-A	3FG-A	FT-A	REB	AST	PF	TP
Pope	37	10-17	0-0	0-0	14	3	4	20
Griner	40	8-19	0-0	5-10	8	2	3	21
Hayden	25	4-10	1-4	5-5	3	1	0	14
Madden	28	0-6	0-3	0-0	5	1	2	0
Jones	37	2-2	0-0	6-7	7	4	1	10
Sims	24	2-5	2-4	5-7	1	0	2	11
Robertson	1	0-0	0-0	0-0	0	0	0	0
Condrey	8	0-1	0-0	0-0	0	1	0	0
Team					5			
Totals	200	26-60	3-11	21-29	43	12	12	76

Notre Dame	24	41	—	65
Baylor	38	38	—	76

FG Pct: Notre Dame 38.7, Baylor 43.3. **3-PT FG Pct:** Notre Dame 33.3, Baylor 27.3. **FT Pct:** Notre Dame 73.3, Baylor 72.4. **Turnovers:** Notre Dame 22, Baylor 20. **Blocked Shots:** Notre Dame 4 (Peters 2), Baylor 5 (Griner 4). **Steals:** Notre Dame 12 (Diggins, Novosel 4), Baylor 14 (Hayden 6). **Attendance:** 7,239.

GAME 9	#16 NOTRE DAME 72
	PURDUE 51
December 5, 2010 Purcell Pavilion (Notre Dame, Ind.)	

Purdue (51)

PLAYER	MIN	FG-A	3FG-A	FT-A	REB	AST	PF	TP
Ostarello	15	2-4	0-0	0-0	2	1	2	4
Jones	21	0-3	0-0	3-5	2	0	2	3
Rayburn	31	4-10	0-3	8-9	7	1	3	16
Moses	32	5-8	0-0	1-2	2	1	3	11
Poston	21	0-1	0-0	0-0	2	1	2	0
Howard	18	0-6	0-2	0-2	2	2	0	0
Williams	18	0-0	0-0	0-0	1	2	2	0
Guyton	17	5-9	0-0	0-0	3	0	4	10
Wilson	16	2-7	0-0	0-0	5	0	0	4
Woods	11	1-4	1-4	0-0	0	1	1	3
Team					5			
Totals	200	19-52	1-9	12-18	31	9	19	51

Notre Dame (72)

PLAYER	MIN	FG-A	3FG-A	FT-A	REB	AST	PF	TP
Peters	22	3-6	0-0	1-1	9	0	3	7
Bruszewski	22	4-6	0-1	0-0	6	1	4	8
Diggins	33	7-14	0-2	0-0	3	6	2	14
Novosel	27	6-12	1-2	3-3	4	3	2	16
Mallory	24	1-4	0-2	2-3	0	3	1	4
Solomon	12	2-4	0-0	1-1	3	2	1	5
Badway	0+	0-0	0-0	0-0	0	0	0	0
Achonwa	24	5-10	0-0	2-4	7	4	3	12
Miller	0+	0-0	0-0	0-0	0	0	1	0
Turner	14	0-3	0-2	0-1	0	1	1	0
McBride	22	3-3	0-0	0-0	1	3	1	6
Farr	0+	0-0	0-0	0-0	0	0	0	0
Team					6			
Totals	200	31-62	1-9	9-13	39	23	19	72

Purdue	26	25	—	51
Notre Dame	36	36	—	72

FG Pct: Purdue 36.5, Notre Dame 50.0. **3-PT FG Pct:** Purdue 11.1, Notre Dame 11.1. **FT Pct:** Purdue 66.7, Notre Dame 69.2. **Turnovers:** Purdue 24, Notre Dame 20. **Blocked Shots:** Purdue 1, Notre Dame 3. **Steals:** Purdue 5 (Ostarello, Williams 2), Notre Dame 8 (Peters, Mallory, Achonwa 2). **Attendance:** 9,149 (sellout).

GAME 10	#18 NOTRE DAME 79				
	PROVIDENCE 43				
	December 8, 2010 Alumni Hall (Providence, R.I.)				

Notre Dame (79)

PLAYER	MIN	FG-A	3FG-A	FT-A	REB	AST	PF	PT
Peters	16	3-7	0-0	2-2	3	4	3	8
Bruszewski	25	3-7	0-0	3-4	6	1	2	9
Diggins	29	5-11	0-0	0-1	5	3	1	10
Novosel	23	3-6	0-2	3-4	2	2	0	9
Mallory	23	3-5	0-1	0-1	0	2	1	6
Solomon	19	4-10	0-0	3-6	10	3	2	11
Achonwa	9	5-6	0-0	3-4	3	0	2	13
Miller	15	0-1	0-0	3-4	2	1	1	3
Turner	16	3-3	2-2	0-0	0	1	1	8
McBride	21	1-4	0-0	0-0	1	1	0	2
Braker	4	0-0	0-0	0-0	1	1	0	0
Team					2			
Totals	200	30-60	2-5	17-26	35	19	13	79

Providence (43)

PLAYER	MIN	FG-A	3FG-A	FT-A	REB	AST	PF	PT
Wright	25	4-7	0-0	1-1	5	0	5	9
McCabe	27	1-3	1-2	0-0	2	1	4	3
Hankins	33	6-15	0-0	4-4	9	3	4	16
Pearson	32	0-7	0-3	0-0	2	2	4	0
Wells	31	1-8	0-2	4-4	3	2	1	6
Breslin	11	0-1	0-1	0-0	1	0	0	0
Okafor	29	1-5	0-0	1-4	5	0	3	3
Edwards	12	2-3	0-0	2-2	3	0	1	6
Team					7			
Totals	200	15-49	1-8	12-15	37	8	22	43

Notre Dame	35	44	—	79
Providence	27	16	—	43

FG Pct: Notre Dame 50.0, Providence 30.6. **3-PT FG Pct:** Notre Dame 40.0, Providence 12.5. **FT Pct:** Notre Dame 65.4, Providence 80.0. **Turnovers:** Notre Dame 10, Providence 28. **Blocked Shots:** Notre Dame 6 (Peters, Solomon 2), Providence 5 (Okafor 3). **Steals:** Notre Dame 16 (Solomon 5), Providence 3. **Attendance:** 179.

GAME 11	#18 NOTRE DAME 91				
	CREIGHTON 54				
	December 11, 2010 Purcell Pavilion (Notre Dame, Ind.)				

Creighton (54)

PLAYER	MIN	FG-A	3FG-A	FT-A	REB	AST	PF	PT
Schuetz	34	5-12	2-6	1-1	8	1	1	13
Nelson, K.	27	4-6	0-0	0-0	3	2	2	8
Moore	8	0-1	0-0	0-0	1	0	0	0
Woodard	30	4-12	2-5	1-1	3	2	3	11
Jensen	35	4-12	3-7	0-0	2	3	4	11
Fujan	11	0-3	0-1	0-3	0	1	1	0
Tritz	24	2-6	0-2	0-0	1	2	0	4
Corbin	11	1-3	0-2	0-0	2	0	0	2
Nelson, S.	12	1-6	0-3	0-0	2	0	0	2
Kamphaus	8	1-5	0-0	1-2	4	0	1	3
Team					7			
Totals	200	22-66	7-26	3-7	33	11	12	54

Notre Dame (91)

PLAYER	MIN	FG-A	3FG-A	FT-A	REB	AST	PF	PT
Peters	17	2-4	0-0	0-0	3	6	2	4
Bruszewski	25	8-13	0-0	1-2	6	0	2	17
Diggins	27	7-13	2-3	2-2	1	1	1	18
Novosel	28	4-7	0-0	3-4	4	1	0	11
Mallory	27	3-4	0-0	1-1	3	7	2	7
Solomon	1	0-0	0-0	0-0	0	0	0	0
Badway	2	0-1	0-0	0-0	0	0	0	0
Achonwa	17	7-8	0-0	0-0	5	2	0	14
Miller	16	2-2	0-0	0-0	6	0	3	4
Turner	17	1-2	1-1	0-0	1	5	2	3
McBride	17	3-4	0-0	3-3	2	1	0	9
Forr	3	1-1	0-0	0-0	1	0	0	2
Braker	3	0-1	0-0	2-2	0	0	1	2
Team					6			
Totals	200	38-60	3-4	12-14	38	23	13	91

Creighton	26	28	—	54
Notre Dame	42	49	—	91

FG Pct: Creighton 33.3, Notre Dame 63.3. **3-PT FG Pct:** Creighton 26.9, Notre Dame 75.0. **FT Pct:** Creighton 42.9, Notre Dame 85.7. **Turnovers:** Creighton 17, Notre Dame 10. **Blocked Shots:** Creighton 1, Notre Dame 8 (Peters, Braker 2). **Steals:** Creighton 4 (Tritz 2), Notre Dame 11 (Miller 3). **Attendance:** 8,848.

GAME 12	#17/16 NOTRE DAME 94				
	VALPARAISO 43				
	December 20, 2010 Athletics-Recreation Ctr. (Valparaiso, Ind.)				

Notre Dame (94)

PLAYER	MIN	FG-A	3FG-A	FT-A	REB	AST	PF	PT
Peters	15	3-7	0-0	0-0	4	3	0	6
Bruszewski	20	4-6	0-0	0-0	4	1	1	8
Diggins	16	1-3	1-3	0-2	2	5	0	3
Novosel	20	6-7	0-1	6-6	2	2	0	18
Mallory	23	3-5	0-2	6-7	3	4	1	12
Solomon	17	0-5	0-0	0-0	5	1	1	0
Badway	3	0-0	0-0	0-0	0	0	0	0
Achonwa	14	5-9	1-1	1-3	7	0	1	12
Miller	12	3-4	0-0	2-4	3	3	3	8
Turner	20	3-6	2-4	0-0	1	3	0	8
McBride	25	2-5	1-2	2-2	6	1	0	7
Forr	6	2-2	0-0	0-0	0	0	0	4
Braker	9	4-4	0-0	0-0	3	0	0	8
Team					4			
Totals	200	36-63	5-13	17-24	44	23	7	94

Valparaiso (43)

PLAYER	MIN	FG-A	3FG-A	FT-A	REB	AST	PF	PT
Gerardot	23	2-12	1-5	0-0	1	2	2	5
Lange	24	2-7	0-1	1-2	0	2	4	5
Ray	20	2-7	1-5	1-2	1	0	2	6
Adams	23	1-5	0-1	0-0	3	0	2	2
Richards	20	0-2	0-0	0-0	1	2	1	0
Glick	17	3-5	0-1	0-0	0	1	1	6
Lang, S.	16	5-7	1-1	0-0	3	1	2	11
Thomas	16	1-4	1-2	0-0	3	2	3	3
Timmerman	24	1-4	1-3	0-0	2	2	1	3
Horton	9	0-2	0-2	0-0	1	0	0	0
Lang, E.	1	0-0	0-0	0-0	0	0	0	0
Callaway	7	1-1	0-0	0-0	2	0	0	2
Team					6			
Totals	200	18-56	5-21	2-4	23	12	18	43

Notre Dame	49	45	—	94
Valparaiso	23	20	—	43

FG Pct: Notre Dame 57.1, Valparaiso 32.1. **3-PT FG Pct:** Notre Dame 38.5, Valparaiso 23.8. **FT Pct:** Notre Dame 70.8, Valparaiso 50.0. **Turnovers:** Notre Dame 16, Valparaiso 26. **Blocked Shots:** Notre Dame 5 (Peters 4), Valparaiso 1. **Steals:** Notre Dame 24 (Mallory, Miller 5), Valparaiso 3. **Attendance:** 1,877.

GAME 13	#16/14 NOTRE DAME 70
	GONZAGA 61
State Farm Holiday Hoops Classic December 29, 2010 KeyArena (Seattle, Wash.)	

Gonzaga (61)

PLAYER	MIN	FG-A	3FG-A	FT-A	REB	AST	PF	TP
Standish	36	7-20	0-1	2-3	12	1	3	16
Bowen	37	2-9	0-4	3-5	6	0	3	7
Bekkering	30	3-9	1-6	0-0	1	1	0	7
Vandersloot	38	4-14	0-3	2-3	1	7	4	10
Redmon, K.	36	7-16	1-3	0-0	4	2	2	15
Lorenzo	2	0-0	0-0	0-0	0	0	1	0
Redmon, J.	3	0-0	0-0	0-0	0	1	4	0
Raap	18	3-3	0-0	0-0	5	1	0	6
Team					7			
Totals	200	26-71	2-17	7-11	36	13	17	61

Notre Dame (70)

PLAYER	MIN	FG-A	3FG-A	FT-A	REB	AST	PF	TP
Peters	22	5-10	0-0	0-0	10	1	4	10
Bruszewski	33	1-4	0-0	0-0	8	3	2	2
Diggins	34	8-18	3-4	0-5	11	5	2	19
Novosel	33	8-11	2-2	9-9	4	1	2	27
Mallory	24	1-4	1-2	0-0	0	3	4	3
Achonwa	15	2-2	0-0	1-2	3	0	3	5
Miller	10	0-0	0-0	0-0	1	1	0	0
Turner	9	0-0	0-0	0-1	0	1	1	0
McBride	20	2-6	0-2	0-0	1	0	1	4
Team					6			
Totals	200	27-55	6-10	10-17	44	15	19	70

Gonzaga 35 26 — 61

Notre Dame 33 37 — 70

FG Pct: Gonzaga 36.6, Notre Dame 49.1. 3-PT FG Pct: Gonzaga 11.8, Notre Dame 60.0. FT Pct: Gonzaga 63.6, Notre Dame 58.8.

Turnovers: Gonzaga 18, Notre Dame 26. Blocked Shots: Gonzaga 3 (Standish 2), Notre Dame 3 (Peters 3). Steals: Gonzaga 9 (Standish, Bowen, Vandersloot 2), Notre Dame 10 (Novosel, Mallory 3). Technical Foul: Peters (ND). Attendance: 1,352.

GAME 14	#16/14 NOTRE DAME 91
	LOYOLA MARYMOUNT 47
State Farm Holiday Hoops Classic December 30, 2010 KeyArena (Seattle, Wash.)	

Notre Dame (91)

PLAYER	MIN	FG-A	3FG-A	FT-A	REB	AST	PF	TP
Peters	18	8-9	0-0	0-0	6	2	0	16
Bruszewski	19	6-6	0-0	0-0	4	3	0	12
Diggins	18	5-8	0-0	0-0	3	2	2	10
Novosel	16	2-4	1-2	3-4	2	2	1	8
Mallory	20	2-5	2-3	0-0	1	1	2	6
Achonwa	17	1-6	0-0	3-4	6	1	2	5
Miller	23	1-4	0-0	4-4	5	1	4	6
Turner	25	1-4	1-2	0-0	1	6	1	3
McBride	27	9-14	0-1	2-2	6	1	0	20
Farr	7	1-2	0-0	0-0	1	1	2	2
Braker	10	1-2	0-0	1-2	4	0	0	3
Team					3			
Totals	200	37-64	4-8	13-16	42	20	14	91

Loyola Marymount (47)

PLAYER	MIN	FG-A	3FG-A	FT-A	REB	AST	PF	TP
Ysaguirre	16	0-1	0-0	0-0	2	0	0	0
Love	18	2-2	0-0	0-0	2	0	1	4
Ramirez	29	0-7	0-3	0-0	0	2	0	0
Young	34	9-18	3-8	0-0	2	0	1	21
Nichols	26	6-17	1-3	4-6	1	0	2	17
Kerins	13	0-1	0-0	2-2	1	0	2	2
Gomez	7	0-2	0-0	0-0	0	0	1	0
Drinovsky	4	0-0	0-0	0-0	0	0	1	0
Collishaw	20	0-2	0-1	0-0	1	1	2	0
Vargas	10	0-0	0-0	0-0	2	0	0	0
Wilkins	15	0-1	0-0	0-0	5	0	0	0
Buckley	7	0-0	0-0	0-0	2	0	0	0
DeAngelis	1	0-0	0-0	3-3	0	0	0	3
Team					5			
Totals	200	17-51	4-15	9-11	23	3	10	47

Notre Dame 39 52 — 91

Loyola Marymount 21 26 — 47

FG Pct: Notre Dame 57.8, Loyola Marymount 33.3. 3-PT FG Pct: Notre Dame 50.0, Loyola Marymount 26.7. FT Pct: Notre Dame 81.3, Loyola Marymount 81.8. Turnovers: Notre Dame 15, Loyola Marymount 24. Blocked Shots: Notre Dame 7 (Braker 3), Loyola Marymount 0. Steals: Notre Dame 15 (Peters 5), Loyola Marymount 5 (Young 2). Attendance: 1,026.

GAME 15	#16/14 NOTRE DAME 97
	SE MISSOURI STATE 21
January 2, 2011 Purcell Pavilion (Notre Dame, Ind.)	

SE Missouri State (21)

PLAYER	MIN	FG-A	3FG-A	FT-A	REB	AST	PF	TP
Harriel	19	0-2	0-1	0-0	3	1	3	0
Shiffer	28	0-4	0-0	1-2	3	0	2	1
Evans	23	1-5	1-4	0-0	0	1	0	3
Davis	28	2-11	2-7	0-0	1	1	4	6
Norman	28	1-9	1-6	0-0	1	1	2	3
Beck	30	0-8	0-3	0-0	1	2	3	0
Fields	13	1-7	1-4	0-0	0	0	0	3
Holmes	3	0-0	0-0	0-0	0	0	0	0
Roberts	28	2-10	1-7	0-0	5	1	4	5
Team					10			
Totals	200	7-56	6-32	1-2	24	7	18	21

Notre Dame (97)

PLAYER	MIN	FG-A	3FG-A	FT-A	REB	AST	PF	TP
Peters	14	5-12	0-0	1-3	13	2	1	11
Bruszewski	16	6-9	0-1	0-0	5	2	0	12
Diggins	19	7-8	0-1	4-5	4	7	1	18
Novosel	14	3-4	1-1	0-0	6	3	1	7
Mallory	15	1-6	1-6	0-0	1	1	0	3
Badway	5	1-1	1-1	0-0	0	0	0	3
Achonwa	18	4-6	0-0	0-0	7	2	1	8
Miller	22	1-4	0-0	2-2	10	3	3	4
Turner	24	1-5	1-4	4-4	4	3	0	7
McBride	26	6-10	0-0	5-6	4	2	0	17
Farr	10	1-3	0-0	0-0	0	0	1	2
Braker	17	1-3	0-0	3-8	8	2	0	5
Team					4			
Totals	200	37-71	4-14	19-28	66	27	8	97

SE Missouri St. 6 15 — 21

Notre Dame 46 51 — 97

FG Pct: SE Missouri State 12.5, Notre Dame 52.1. 3-PT FG Pct: SE Missouri State 18.8, Notre Dame 28.6. FT Pct: SE Missouri State 50.0, Notre Dame 67.9. Turnovers: SE Missouri State 22, Notre Dame 12. Blocked Shots: SE Missouri State 1, Notre Dame 5 (Achonwa, Braker 2). Steals: SE Missouri State 5 (Beck 2), Notre Dame 16 (Miller 5). Attendance: 8,653.

GAME 16	#13/12 NOTRE DAME 73
	MARQUETTE 55
	January 5, 2011 Al McGuire Center (Milwaukee, Wis.)

Notre Dame (73)

PLAYER	MIN	FG-A	3FG-A	FT-A	REB	AST	PF	TP
Peters	30	9-12	0-0	0-0	8	0	4	18
Bruszewski	15	1-3	0-0	2-2	3	2	4	4
Diggins	27	3-13	1-3	2-2	5	4	3	9
Novosel	29	4-10	0-3	6-7	7	3	3	14
Mallory	32	4-7	3-4	2-2	2	2	1	13
Badway	1	0-0	0-0	0-0	0	0	0	0
Achonwa	26	5-7	0-0	2-2	4	1	0	12
Miller	8	0-0	0-0	0-0	1	0	2	0
Turner	9	0-3	0-2	1-2	0	1	1	1
McBride	19	1-2	0-0	0-0	3	0	2	2
Forr	1	0-0	0-0	0-0	0	0	0	0
Braker	3	0-0	0-0	0-1	1	0	2	0
Team					5			
Totals	200	27-57	4-12	15-18	39	13	22	73

Marquette (55)

PLAYER	MIN	FG-A	3FG-A	FT-A	REB	AST	PF	TP
Plouffe	26	2-4	0-1	0-0	7	0	1	4
Fiedorowicz	21	1-3	0-0	2-3	2	2	4	4
Simmons	20	2-7	0-0	0-0	4	1	2	4
McMorris	27	5-9	3-6	2-2	3	2	1	15
Robinson	33	4-10	1-1	5-8	4	3	1	14
Collins	23	4-11	0-0	2-4	8	1	1	10
Weibel	19	1-5	1-5	0-0	3	0	2	3
Young	7	0-3	0-2	0-0	0	0	0	0
Thomas	5	0-0	0-0	1-2	1	1	1	1
Minix	19	0-4	0-2	0-1	1	4	3	0
Team					2			
Totals	200	19-56	5-17	12-20	35	14	16	55

Notre Dame 40 33 — 73

Marquette 31 24 — 55

FG Pct: Notre Dame 47.4, Marquette 33.9. **3-PT FG Pct:** Notre Dame 33.3, Marquette 29.4. **FT Pct:** Notre Dame 83.3, Marquette 60.0. **Turnovers:** Notre Dame 18, Marquette 24. **Blocked Shots:** Notre Dame 5 (Peters 2), Marquette 2 (Fiedorowicz 2). **Steals:** Notre Dame 14 (Peters, Mallory 4), Marquette 9 (Plouffe, Robinson, Minix 2). **Attendance:** 1,300.

GAME 17	#2 CONNECTICUT 79
	#13/12 NOTRE DAME 76
	January 8, 2011 Purcell Pavilion (Notre Dame, Ind.)

Connecticut (79)

PLAYER	MIN	FG-A	3FG-A	FT-A	REB	AST	PF	TP
Moore	36	11-21	2-6	7-7	8	1	4	31
Dolson	27	2-6	0-0	4-4	9	2	3	8
Hayes	27	4-9	0-2	3-4	4	4	4	11
Hartley	34	3-9	1-5	0-0	4	5	3	7
Faris	38	4-9	2-3	10-10	6	5	1	20
Walker	19	0-1	0-0	2-2	1	0	3	2
Dixon	17	0-2	0-1	0-0	1	0	0	0
Buck	2	0-0	0-0	0-0	0	0	0	0
Team					10			
Totals	200	24-57	5-17	26-27	43	17	18	79

Notre Dame (76)

PLAYER	MIN	FG-A	3FG-A	FT-A	REB	AST	PF	TP
Peters	34	5-13	0-0	7-8	11	2	3	17
Bruszewski	22	4-9	0-0	0-0	6	1	3	8
Diggins	37	5-18	0-4	6-6	4	5	4	16
Novosel	32	6-15	0-2	4-7	5	5	0	16
Mallory	33	2-5	2-3	0-0	1	1	1	6
Achonwa	22	3-11	0-1	3-4	8	2	2	9
Miller	1	0-0	0-0	0-0	0	0	1	0
Turner	4	1-3	0-1	0-0	0	0	1	2
McBride	14	1-1	0-0	0-0	2	1	3	2
Braker	1	0-0	0-0	0-0	0	0	0	0
Team					6			
Totals	200	27-75	2-11	20-25	43	17	18	76

Connecticut 41 38 — 79

Notre Dame 41 35 — 76

FG Pct: Connecticut 42.1, Notre Dame 36.0. **3-PT FG Pct:** Connecticut 29.4, Notre Dame 18.2. **FT Pct:** Connecticut 96.3, Notre Dame 80.0. **Turnovers:** Connecticut 20, Notre Dame 14. **Blocked Shots:** Connecticut 4 (Moore, Dolson 2), Notre Dame 7 (Peters 4). **Steals:** Connecticut 8 (Hartley 4), Notre Dame 7 (Diggins, Mallory 2). **Attendance:** 9,149 (sellout).

GAME 18	#12 NOTRE DAME 80
	LOUISVILLE 60
	January 12, 2011 Purcell Pavilion (Notre Dame, Ind.)

Louisville (60)

PLAYER	MIN	FG-A	3FG-A	FT-A	REB	AST	PF	TP
Reid	28	3-10	0-0	4-5	5	3	4	10
Hines	20	2-7	0-0	3-4	7	0	2	7
Burke	22	1-6	1-5	0-0	0	1	0	3
Schimmel	30	4-16	2-8	1-2	4	2	4	11
Gibbs	18	1-2	0-0	0-2	3	0	2	2
Harper	4	0-1	0-0	0-0	1	0	1	0
Vails	12	1-2	0-0	0-1	1	0	4	2
Slaughter	19	1-3	1-3	2-2	3	1	3	5
Tay	15	0-2	0-0	2-2	2	2	0	2
Harrington	3	0-0	0-0	0-0	0	0	2	0
Story	6	1-3	0-0	0-0	0	0	0	2
Taylor	23	7-9	0-1	2-5	6	1	3	16
Team					3			
Totals	200	21-61	4-17	14-23	35	10	25	60

Notre Dame (80)

PLAYER	MIN	FG-A	3FG-A	FT-A	REB	AST	PF	TP
Peters	20	7-9	0-0	0-0	3	1	3	14
Bruszewski	33	5-10	0-0	1-4	6	2	3	11
Diggins	30	3-7	0-2	6-6	2	5	1	12
Novosel	24	2-7	0-0	8-12	5	5	2	12
Mallory	26	3-8	3-7	2-2	5	3	2	11
Badway	1	0-0	0-0	0-0	0	0	0	0
Achonwa	19	1-5	0-0	2-4	9	1	0	4
Miller	14	0-0	0-0	0-0	2	2	1	0
Turner	8	0-1	0-0	2-2	2	1	1	2
McBride	19	5-7	1-1	3-4	6	1	4	14
Forr	3	0-0	0-0	0-0	0	0	1	0
Braker	3	0-1	0-0	0-4	0	0	1	0
Team					5			
Totals	200	26-55	4-10	24-38	45	21	19	80

FG Pct: Louisville 34.4, Notre Dame 47.3. **3-PT FG Pct:** Louisville 23.5, Notre Dame 40.0. **FT Pct:** Louisville 60.9, Notre Dame 63.2. **Turnovers:** Louisville 19, Notre Dame 19. **Blocked Shots:** Louisville 2, Notre Dame 3. **Steals:** Louisville 12 (Schimmel 4), Notre Dame 8 (Diggins, Mallory 2). **Technical Foul:** Louisville bench. **Attendance:** 8,058.

2010-11 Box Scores

GAME 19	#12 NOTRE DAME 82	
	PITTSBURGH 50	
	January 15, 2011 Petersen Events Center (Pittsburgh, Pa.)	

Notre Dame (82)

PLAYER	MIN	FG-A	3FG-A	FT-A	REB	AST	PF	TP
Peters	23	6-9	0-0	3-3	10	4	2	15
Bruszewski	20	2-4	0-0	0-0	4	1	1	4
Diggins	28	7-13	2-4	4-5	4	5	3	20
Novosel	23	4-8	1-3	6-8	3	1	0	15
Mallory	10	1-3	0-1	0-0	2	1	1	2
Badway	5	0-2	0-0	0-0	0	0	0	0
Achonwa	10	2-3	0-0	0-0	3	0	3	4
Miller	11	2-4	0-0	0-0	3	0	1	4
Turner	21	1-7	1-3	2-2	2	1	0	5
McBride	31	3-6	0-0	2-2	5	3	2	8
Forr	9	2-2	0-0	1-2	2	0	0	5
Braker	9	0-3	0-0	0-0	3	0	1	0
Team					5			
Totals	200	30-64	4-11	18-22	46	16	14	82

Pittsburgh (50)

PLAYER	MIN	FG-A	3FG-A	FT-A	REB	AST	PF	TP
Cole	16	0-3	0-0	3-4	0	0	2	3
Scott	31	1-4	1-3	2-2	3	0	3	5
Harrison	30	3-8	2-3	2-2	1	1	3	10
Davis	17	1-4	0-0	0-0	0	0	3	2
Sims	24	3-9	0-1	0-0	1	3	1	6
Logan	13	3-5	1-2	1-2	2	0	2	8
Anderson	20	3-7	1-3	1-2	4	1	0	8
Dunn	17	1-2	0-0	1-4	10	0	1	3
Burdge	16	1-6	0-0	1-2	1	1	2	3
Fuller	16	0-1	0-0	2-2	1	2	0	2
Team					5			
Totals	200	16-49	5-12	13-20	28	8	17	50

Notre Dame	50	32	—	82
Pittsburgh	19	31	—	50

FG Pct: Notre Dame 46.9, Pittsburgh 32.7. **3-PT FG Pct:** Notre Dame 36.4, Pittsburgh 41.7. **FT Pct:** Notre Dame 81.8, Pittsburgh 65.0. **Turnovers:** Notre Dame 15, Pittsburgh 21. **Blocked Shots:** Notre Dame 3 (Peters 2), Pittsburgh 6 (Dunn 3). **Steals:** Notre Dame 13 (Diggins, Miller 3), Pittsburgh 4 (Sims 2). **Attendance:** 2,650.

GAME 20	#11/10 NOTRE DAME 80	
	#16/17 GEORGETOWN 58	
	January 18, 2011 Purcell Pavilion (Notre Dame, Ind.)	

Georgetown (58)

PLAYER	MIN	FG-A	3FG-A	FT-A	REB	AST	PF	TP
Magee	23	2-8	1-2	2-5	4	1	4	7
Crawford	16	2-3	0-0	1-2	1	0	4	5
Wright	36	5-10	2-4	1-3	5	6	3	13
Rodgers	32	5-13	3-6	2-2	6	3	4	15
McNutt	37	3-9	1-6	0-0	4	2	2	7
White	11	0-0	0-0	0-1	3	1	2	0
McBride	14	3-4	0-0	0-0	2	0	1	6
Wilson	17	1-2	0-0	1-2	2	0	2	3
Williams	5	0-1	0-0	0-2	1	2	1	0
Powell	3	0-0	0-0	0-0	0	0	0	0
Roche	6	1-1	0-0	0-0	0	1	1	2
Team					2			
Totals	200	22-51	7-18	7-17	30	16	24	58

Notre Dame (80)

PLAYER	MIN	FG-A	3FG-A	FT-A	REB	AST	PF	TP
Peters	33	1-3	0-0	2-4	12	0	1	4
Bruszewski	24	4-10	0-0	2-4	4	3	4	10
Diggins	35	6-12	2-5	8-10	4	6	3	22
Novosel	31	6-8	2-2	5-7	1	1	2	19
Mallory	35	4-7	3-6	3-4	2	4	4	14
Achonwa	20	3-5	0-0	0-0	7	1	2	6
Miller	7	1-1	0-0	0-0	2	1	2	2
Turner	14	1-2	1-1	0-0	1	1	1	3
Braker	1	0-0	0-0	0-0	1	0	1	0
Team					2			
Totals	200	26-48	8-14	20-29	36	17	20	80

Georgetown	33	25	—	58
Notre Dame	45	35	—	80

FG Pct: Georgetown 43.1, Notre Dame 54.2. **3-PT FG Pct:** Georgetown 38.9, Notre Dame 57.1. **FT Pct:** Georgetown 41.2, Notre Dame 69.0. **Turnovers:** Georgetown 21, Notre Dame 19. **Blocked Shots:** Georgetown 3 (Wilson 2), Notre Dame 4 (Peters 2). **Steals:** Georgetown 12 (Wright 3), Notre Dame 10 (Diggins, Novosel, Mallory 2). **Technical Foul:** Crawford (GU). **Attendance:** 8,614.

GAME 21	#11/10 NOTRE DAME 69	
	#RV/23 ST. JOHN'S 36	
	January 23, 2011 Purcell Pavilion (Notre Dame, Ind.)	

St. John's (36)

PLAYER	MIN	FG-A	3FG-A	FT-A	REB	AST	PF	TP
Stevens	32	3-7	0-0	0-7	9	0	1	6
Hart	28	4-9	0-0	0-0	2	1	2	8
Lindsay	13	1-5	0-0	0-0	0	0	0	2
McKenith	31	2-6	0-0	2-3	3	6	2	6
Smith	31	3-8	0-1	1-1	5	1	2	7
Burakowski	28	1-5	1-2	0-0	4	0	2	3
Brown	3	0-1	0-1	0-0	1	0	0	0
Blanding	12	1-3	0-0	0-0	1	0	2	2
Langley	4	0-0	0-0	0-0	1	0	1	0
Shahid-Martin	8	0-0	0-0	0-0	0	0	0	0
McPherson	10	1-6	0-2	0-0	1	0	1	2
Team					4			
Totals	200	16-50	1-6	3-11	31	8	13	36

Notre Dame (69)

PLAYER	MIN	FG-A	3FG-A	FT-A	REB	AST	PF	TP
Peters	30	7-10	0-0	0-0	10	2	4	14
Bruszewski	25	8-11	0-0	3-5	1	1	2	19
Diggins	27	2-6	1-3	1-2	6	6	1	6
Novosel	27	5-14	0-1	3-3	3	2	1	13
Mallory	30	2-7	1-3	1-2	6	5	2	6
Badway	3	0-1	0-0	0-0	0	0	0	0
Achonwa	13	2-2	0-0	0-0	4	2	1	4
Miller	10	1-3	0-0	0-0	3	0	0	2
Turner	23	1-4	1-3	0-0	2	3	3	3
Forr	4	0-2	0-0	0-0	2	0	0	0
Braker	8	0-1	0-0	2-2	3	0	0	2
Team					2			
Totals	200	28-61	3-10	10-14	42	21	14	69

St. John's	21	15	—	36
Notre Dame	39	30	—	69

FG Pct: St. John's 32.0, Notre Dame 45.9. **3-PT FG Pct:** St. John's 16.7, Notre Dame 30.0. **FT Pct:** St. John's 27.3, Notre Dame 71.4. **Turnovers:** St. John's 26, Notre Dame 18. **Blocked Shots:** St. John's 6 (Blanding 2), Notre Dame 8 (Peters 5). **Steals:** St. John's 10 (McKenith 3), Notre Dame 17 (Novosel 4). **Attendance:** 9,149 (sellout).

GAME	22	#9 NOTRE DAME 58
		VILLANOVA 43
		January 29, 2011 The Pavilion (Villanova, Pa.)

Notre Dame (58)

PLAYER	MIN	FG-A	3FG-A	FT-A	REB	AST	PF	PT
Peters	36	8-12	0-0	4-4	9	0	0	20
Bruszewski	33	4-8	0-1	2-5	10	0	0	10
Diggins	36	4-13	0-1	5-6	6	4	1	13
Novosel	34	3-15	0-0	5-5	3	2	0	11
Mallory	33	0-2	0-2	0-0	0	1	3	0
Achonwa	9	2-3	0-0	0-0	3	1	2	4
Miller	1	0-1	0-0	0-0	0	0	0	0
Turner	17	0-2	0-0	0-0	1	1	1	0
Braker	1	0-0	0-0	0-0	0	0	0	0
Team					7			

Totals 200 21-56 0-4 16-20 39 9 7 58

Villanova (43)

PLAYER	MIN	FG-A	3FG-A	FT-A	REB	AST	PF	PT
Swiezynski	27	1-5	0-2	0-0	0	0	2	2
Pearson	33	3-7	2-4	0-0	1	2	1	8
Sweeney	26	7-10	0-1	0-0	7	1	4	14
Roberts	23	1-7	0-3	2-2	5	0	2	4
Carey	33	1-3	0-1	0-0	6	3	1	2
Jones	9	0-0	0-0	0-0	0	0	1	0
Kimmel	5	0-1	0-1	0-0	0	0	0	0
Kane	18	2-5	0-0	2-2	3	3	2	6
Suhay	3	0-2	0-2	0-0	0	0	1	0
Scanlon	23	1-4	0-2	5-5	2	0	3	7
Team					3			

Totals 200 16-44 2-16 9-9 27 9 17 43

Notre Dame 32 26 — 58

Villanova 20 23 — 43

FG Pct: Notre Dame 37.5, Villanova 36.4. **3-PT FG Pct:** Notre Dame 0.0, Villanova 12.5. **FT Pct:** Notre Dame 80.0, Villanova 100.0.

Turnovers: Notre Dame 12, Villanova 19. **Blocked Shots:** Notre Dame 2, Villanova 1. **Steals:** Notre Dame 14 (Peters, Bruszewski 4), Villanova 7 (Sweeney 4). **Attendance:** 2,327.

GAME	23	#8 NOTRE DAME 71
		#RV/25 SYRACUSE 48
		February 1, 2011 Purcell Pavilion (Notre Dame, Ind.)

Syracuse (48)

PLAYER	MIN	FG-A	3FG-A	FT-A	REB	AST	PF	PT
Alexander	23	5-9	0-0	9-11	5	0	3	19
Hall	29	0-3	0-1	0-1	2	0	2	0
Harris	25	0-2	0-1	2-2	1	2	3	2
Morrow	29	2-8	2-5	2-4	4	2	1	8
Hemingway	27	2-8	0-0	5-7	5	3	3	9
Williams	2	0-0	0-0	0-0	1	0	0	0
Coffey	7	0-2	0-2	0-0	1	1	1	0
Taft	4	0-2	0-2	2-2	1	1	0	2
Berry	11	0-3	0-0	0-0	0	0	3	0
Bullard	3	0-0	0-0	0-0	2	0	0	0
Leary	17	2-2	0-0	0-2	2	0	3	4
Tyson-Thomas	23	2-12	0-3	0-0	5	0	2	4
Team					5			

Totals 200 13-51 2-14 20-29 34 9 21 48

Notre Dame (71)

PLAYER	MIN	FG-A	3FG-A	FT-A	REB	AST	PF	PT
Peters	26	5-7	0-0	5-10	11	4	2	15
Bruszewski	25	5-7	0-0	2-2	7	1	4	12
Diggins	31	2-9	0-2	4-4	7	5	3	8
Novosel	28	4-11	1-2	4-6	4	2	2	13
Mallory	32	2-5	1-4	1-2	1	3	2	6
Achonwa	18	6-9	1-1	0-3	2	1	3	13
Miller	10	0-1	0-0	0-0	0	1	0	0
Turner	25	0-5	0-3	1-2	1	3	2	1
Farr	1	1-1	0-0	0-0	1	0	0	2
Braker	4	0-0	0-0	1-2	1	0	3	1
Team					9			

Totals 200 25-55 3-12 18-31 44 20 21 71

Syracuse 20 28 — 48

Notre Dame 34 37 — 71

FG Pct: Syracuse 25.5, Notre Dame 45.5. **3-PT FG Pct:** Syracuse 14.3, Notre Dame 25.0. **FT Pct:** Syracuse 69.0, Notre Dame 58.1.

Turnovers: Syracuse 24, Notre Dame 18. **Blocked Shots:** Syracuse 3, Notre Dame 3. **Steals:** Syracuse 11 (Harris, Coffey, Leary 2), Notre Dame 16 (Diggins 5). **Attendance:** 7,797.

GAME	24	#8 NOTRE DAME 76
		SOUTH FLORIDA 68
		February 5, 2011 Sun Dome (Tampa, Fla.)

Notre Dame (76)

PLAYER	MIN	FG-A	3FG-A	FT-A	REB	AST	PF	PT
Peters	22	3-6	0-0	1-3	7	0	4	7
Bruszewski	37	4-7	0-0	8-9	6	5	2	16
Diggins	35	4-10	0-2	9-12	4	4	2	17
Novosel	33	7-14	1-1	4-5	8	0	4	19
Mallory	26	1-2	1-2	0-0	1	2	4	3
Achonwa	19	4-6	0-0	6-10	8	0	2	14
Miller	9	0-0	0-0	0-2	3	0	3	0
Turner	19	0-1	0-0	0-0	2	1	0	0
Braker	0+	0-0	0-0	0-0	0	0	0	0
Team					1			

Totals 200 23-46 2-5 28-41 40 12 21 76

South Florida (68)

PLAYER	MIN	FG-A	3FG-A	FT-A	REB	AST	PF	PT
Carm	22	0-6	0-0	0-0	3	2	2	0
McDonald	25	6-7	0-0	2-4	2	0	4	14
Wynne	17	1-4	0-0	2-6	0	1	2	4
Smith, Andrell	31	6-11	1-3	2-3	5	3	4	15
Smith, Andrea	39	6-14	3-4	5-7	2	3	4	20
Doomes-Stephens	21	2-4	0-1	0-0	3	1	2	4
Conner	10	0-1	0-1	0-0	2	1	4	0
Bernard	20	1-2	0-0	3-3	3	5	4	5
Grant	15	3-7	0-0	0-1	5	0	1	6
Team					2			

Totals 200 25-56 4-9 14-24 27 16 27 68

Notre Dame 42 34 — 76

South Florida 30 38 — 68

FG Pct: Notre Dame 50.0, South Florida 44.6. **3-PT FG Pct:** Notre Dame 40.0, South Florida 44.4. **FT Pct:** Notre Dame 68.3, South Florida 58.3. **Turnovers:** Notre Dame 18, South Florida 14. **Blocked Shots:** Notre Dame 4 (Bruszewski 2), South Florida 5 (McDonald 2). **Steals:** Notre Dame 5 (Diggins 2), South Florida 11 (McDonald 3). **Technical Foul:** Achonwa (ND). **Attendance:** 1,393.

GAME	25	#8 NOTRE DAME 89
		SETON HALL 38
	February 8, 2011	
	Purcell Pavilion (Notre Dame, Ind.)	

Seton Hall (38)

PLAYER	MIN	FG-A	3FG-A	FT-A	REB	AST	PF	TP
Green, K.	4	1-2	0-0	0-0	1	0	1	2
Joseph	13	0-0	0-0	0-0	3	1	3	0
Morris	25	2-9	1-6	0-0	1	1	3	5
Simmons	26	3-9	0-1	1-2	1	1	3	7
Crew	24	4-12	2-2	0-0	1	1	5	10
Maseko	25	0-3	0-0	0-0	3	1	3	0
Johnson	22	3-6	0-0	0-0	1	0	0	6
Green, T.	13	0-3	0-2	0-0	0	0	0	0
Wood	28	1-7	1-4	2-2	4	1	1	5
Ashmeade	11	0-3	0-0	2-4	3	0	2	2
Henry	9	0-3	0-0	1-2	3	0	2	1
Team					5			
Totals	200	14-57	4-15	6-10	26	6	23	38

Notre Dame (89)

PLAYER	MIN	FG-A	3FG-A	FT-A	REB	AST	PF	TP
Peters	23	4-7	0-0	2-3	5	2	0	10
Bruszewski	18	5-7	0-0	0-2	1	2	3	10
Diggins	25	4-4	0-0	6-7	6	7	1	14
Novosel	27	6-8	1-1	3-3	4	2	1	16
Mallory	24	4-6	1-2	4-6	1	3	3	13
Badway	3	0-1	0-0	0-0	0	0	0	0
Achonwa	19	4-7	0-0	4-5	6	1	0	12
Miller	21	2-4	0-0	3-6	5	1	0	7
Turner	17	2-3	1-2	0-0	1	1	3	5
Farr	7	1-3	0-0	0-0	0	0	0	2
Braker	16	0-0	0-0	0-0	6	1	2	0
Team					7			
Totals	200	32-50	3-5	22-32	42	20	13	89

Seton Hall 23 15 — 38

Notre Dame 44 45 — 89

FG Pct: Seton Hall 24.6, Notre Dame 64.0. **3-PT FG Pct:** Seton Hall 26.7, Notre Dame 60.0. **FT Pct:** Seton Hall 60.0, Notre Dame 68.8. **Turnovers:** Seton Hall 24, Notre Dame 19. **Blocked Shots:** Seton Hall 2, Notre Dame 2 (Bruszewski 2). **Steals:** Seton Hall 6 (Morris 2), Notre Dame 17 (Diggins, Mallory 5). **Attendance:** 8,072.

GAME	26	#8 NOTRE DAME 71
		RUTGERS 49
	February 12, 2011	
	Purcell Pavilion (Notre Dame, Ind.)	

Rutgers (49)

PLAYER	MIN	FG-A	3FG-A	FT-A	REB	AST	PF	TP
Oliver	39	4-12	0-0	4-6	7	2	4	12
Lee	38	6-7	0-0	1-2	3	0	2	13
Rushdan	34	2-7	0-0	0-0	4	8	5	4
Wheeler	37	5-11	1-4	0-0	3	0	4	11
Sykes	36	3-9	1-4	0-0	1	2	0	7
Lapidus	0+	0-0	0-0	0-0	0	0	0	0
Simmons	13	0-3	0-0	2-2	4	1	2	2
Hutchen	3	0-0	0-0	0-0	1	0	1	0
Tucker	0+	0-0	0-0	0-0	0	0	0	0
Team					5			
Totals	200	20-49	2-8	7-10	28	13	18	49

Notre Dame (71)

PLAYER	MIN	FG-A	3FG-A	FT-A	REB	AST	PF	TP
Peters	30	9-13	0-0	3-3	6	0	3	21
Bruszewski	33	3-4	0-0	0-0	4	0	4	6
Diggins	37	7-17	3-5	3-6	5	5	2	20
Novosel	31	2-6	0-1	2-2	3	1	0	6
Mallory	35	3-4	2-2	2-2	4	10	0	10
Achonwa	16	2-6	0-0	0-1	4	1	1	4
Turner	17	1-2	0-1	2-2	1	1	0	4
Farr	0+	0-0	0-0	0-0	0	0	0	0
Braker	1	0-0	0-0	0-0	1	0	1	0
Team					3			
Totals	200	27-52	5-9	12-16	31	18	11	71

Rutgers 25 24 — 49

Notre Dame 29 42 — 71

FG Pct: Rutgers 40.8, Notre Dame 51.9. **3-PT FG Pct:** Rutgers 25.0, Notre Dame 55.6. **FT Pct:** Rutgers 70.0, Notre Dame 75.0. **Turnovers:** Rutgers 20, Notre Dame 15. **Blocked Shots:** Rutgers 3 (Oliver 2), Notre Dame 3 (Peters 2). **Steals:** Rutgers 7 (Wheeler 4), Notre Dame 8 (Peters 4). **Attendance:** 9,149 (sellout).

GAME	27	#2 CONNECTICUT 78
		#8 NOTRE DAME 57
February 19, 2011		
Gampel Pavilion (Storrs, Conn.)		

Notre Dame (57)

PLAYER	MIN	FG-A	3FG-A	FT-A	REB	AST	PF	TP
Peters	21	0-3	0-0	0-0	8	2	3	0
Bruszewski	31	4-12	0-0	0-0	6	0	4	8
Diggins	38	8-18	2-4	4-6	4	1	3	22
Novosel	34	5-10	1-1	7-13	3	2	2	18
Mallory	30	2-5	2-3	0-0	2	1	4	6
Achonwa	18	0-4	0-0	1-2	3	0	1	1
Miller	10	1-2	0-0	0-0	2	1	2	2
Turner	17	0-1	0-1	0-0	1	1	0	0
Braker	1	0-0	0-0	0-0	0	0	0	0
Team					4			
Totals	200	20-55	5-9	12-21	33	8	19	57

Connecticut (78)

PLAYER	MIN	FG-A	3FG-A	FT-A	REB	AST	PF	TP
Moore	34	5-10	2-4	0-0	7	7	3	12
Dolson	34	7-11	0-0	1-2	5	1	3	15
Hayes	38	5-7	1-1	2-2	7	4	3	13
Hartley	37	10-16	5-9	4-6	1	5	2	29
Farris	36	0-7	0-4	2-2	6	3	1	2
Engeln	3	0-0	0-0	0-0	0	0	1	0
Johnson	3	1-1	0-0	0-0	1	0	0	2
Dixon	13	1-1	0-0	0-0	0	2	3	2
Buck	2	0-0	0-0	3-4	1	0	1	3
Team					5			
Totals	200	29-53	8-18	12-16	33	22	17	78

Notre Dame 29 28 — 57

Connecticut 37 41 — 78

FG Pct: Notre Dame 36.4, Connecticut 54.7. **3-PT FG Pct:** Notre Dame 55.6, Connecticut 44.4. **FT Pct:** Notre Dame 57.1, Connecticut 75.0. **Turnovers:** Notre Dame 19, Connecticut 16. **Blocked Shots:** Notre Dame 1, Connecticut 2. **Steals:** Notre Dame 10 (Miller 3), Connecticut 14 (Farris 6). **Attendance:** 10,167 (sellout).

GAME	28	#8/7 NOTRE DAME 72
		#19/18 WEST VIRGINIA 60
		February 22, 2011
		WVU Coliseum (Morgantown, W.Va.)

Notre Dame (72)

PLAYER	MIN	FG-A	3FG-A	FT-A	REB	AST	PF	TP
Peters	22	8-10	0-0	0-0	5	1	4	16
Bruszewski	37	5-8	0-0	0-0	9	0	3	10
Diggins	29	4-11	1-1	1-4	7	7	2	10
Novosel	36	7-13	0-1	8-8	7	0	1	22
Mallory	32	4-4	1-1	0-0	1	4	3	9
Achonwa	21	1-2	0-0	1-2	2	1	4	3
Miller	5	0-1	0-0	0-0	1	0	2	0
Turner	18	1-3	0-0	0-0	4	2	2	2
Team					4			
Totals	200	30-52	2-3	10-14	40	15	21	72

West Virginia (60)

PLAYER	MIN	FG-A	3FG-A	FT-A	REB	AST	PF	TP
Campbell	27	3-7	0-1	0-0	4	0	1	6
Ali	17	4-7	1-1	3-4	3	1	4	12
Bussie	22	3-8	0-0	1-5	5	0	4	7
Miles	38	8-21	0-0	0-0	4	5	2	16
Repella	40	3-15	1-5	1-2	6	3	2	8
Palmer	1	0-0	0-0	0-0	0	0	0	0
Hampton	2	0-0	0-0	0-0	0	0	0	0
House	21	0-3	0-1	2-2	1	1	0	2
Harlee	11	0-1	0-0	1-2	1	0	1	1
Dunning	14	1-2	0-0	2-2	1	0	2	4
Burton	7	2-4	0-0	0-1	3	0	2	4
Team					3			
Totals	200	24-68	2-8	10-18	31	10	18	60

Notre Dame 38 34 — 72

West Virginia 25 35 — 60

FG Pct: Notre Dame 57.7, West Virginia 35.3. **3-PT FG Pct:** Notre Dame 66.7, West Virginia 25.0. **FT Pct:** Notre Dame 71.4, West Virginia 55.6. **Turnovers:** Notre Dame 30, West Virginia 23. **Blocked Shots:** Notre Dame 5 (Peters 3), West Virginia 3. **Steals:** Notre Dame 5 (Turner 2), West Virginia 16 (Miles 6). **Attendance:** 2,593.

GAME	29	#8/7 NOTRE DAME 66
		CINCINNATI 48
		February 26, 2011
		Purcell Pavilion (Notre Dame, Ind.)

Cincinnati (48)

PLAYER	MIN	FG-A	3FG-A	FT-A	REB	AST	PF	TP
Randolph	30	2-6	0-0	0-1	7	1	1	4
Chisholm	25	2-4	0-0	1-4	3	0	1	5
Cook	37	5-6	4-4	4-6	4	1	2	18
Ulis	35	5-12	2-6	2-2	0	2	1	14
Reaves	40	1-7	1-4	0-0	0	6	2	3
Turner	28	2-4	0-0	0-1	7	2	4	4
Banks	5	0-1	0-0	0-0	0	0	1	0
Team					4			
Totals	200	17-40	7-14	7-14	25	12	12	48

Notre Dame (66)

PLAYER	MIN	FG-A	3FG-A	FT-A	REB	AST	PF	TP
Peters	22	5-7	0-0	2-2	10	2	0	12
Bruszewski	28	4-9	0-1	4-4	5	2	0	12
Farr	15	1-3	0-0	0-0	2	0	3	2
Novosel	22	4-11	0-0	3-4	2	2	2	11
Mallory	28	2-5	1-3	1-2	3	3	3	6
Badway	2	0-1	0-0	0-0	0	0	0	0
Diggins	27	3-7	0-1	6-8	3	2	3	12
Achonwa	17	0-2	0-1	0-0	6	1	0	0
Miller	5	0-2	0-0	0-0	0	1	0	0
Turner	23	3-5	3-4	0-0	1	2	2	9
Braker	11	0-2	0-0	2-4	3	0	2	2
Team					4			
Totals	200	22-54	4-10	18-24	39	15	15	66

Cincinnati 20 28 — 48

Notre Dame 28 38 — 66

FG Pct: Cincinnati 42.5, Notre Dame 40.7. **3-PT FG Pct:** Cincinnati 50.0, Notre Dame 40.0. **FT Pct:** Cincinnati 50.0, Notre Dame 75.0. **Turnovers:** Cincinnati 28, Notre Dame 18. **Blocked Shots:** Cincinnati 1, Notre Dame 5 (Peters 3). **Steals:** Cincinnati 8 (Cook 3), Notre Dame 13 (Peters, Novosel 3). **Technical Fouls:** Cincinnati bench. **Attendance:** 9,149 (sellout).

GAME	30	#12/11 DEPAUL 70
		#7 NOTRE DAME 69
		February 28, 2011
		McGrath-Phillips Arena (Chicago, Ill.)

Notre Dame (69)

PLAYER	MIN	FG-A	3FG-A	FT-A	REB	AST	PF	TP
Peters	37	7-12	0-0	1-2	8	1	2	15
Bruszewski	13	3-6	0-0	0-0	1	1	5	6
Diggins	36	4-10	0-2	10-13	4	4	1	18
Novosel	36	5-13	1-2	6-8	7	1	2	17
Mallory	37	4-7	1-3	1-1	2	4	2	10
Achonwa	27	1-2	0-0	1-5	7	2	3	3
Miller	3	0-0	0-0	0-0	0	1	1	0
Turner	11	0-0	0-0	0-0	1	0	3	0
Team					4			
Totals	200	24-50	2-7	19-29	34	14	19	69

DePaul (70)

PLAYER	MIN	FG-A	3FG-A	FT-A	REB	AST	PF	TP
Hampton	25	7-10	0-1	3-3	3	1	5	17
Chester	39	8-14	1-1	3-6	6	2	3	20
Threault	20	0-0	0-0	0-0	2	1	4	0
Quigley	33	2-10	1-5	2-2	2	4	4	7
Naughton	22	2-4	2-3	0-0	3	1	1	6
Pikes	22	4-6	2-2	0-2	4	1	0	10
Martin	27	4-10	0-3	2-3	2	5	1	10
Ortiz	2	0-1	0-1	0-0	0	1	1	0
Harry	10	0-2	0-0	0-0	1	0	1	0
Team					7			
Totals	200	27-57	6-16	10-16	30	16	20	70

Notre Dame 26 43 — 69

DePaul 32 38 — 70

FG Pct: Notre Dame 48.0, DePaul 47.4. **3-PT FG Pct:** Notre Dame 28.6, DePaul 37.5. **FT Pct:** Notre Dame 65.5, DePaul 62.5. **Turnovers:** Notre Dame 23, DePaul 24. **Blocked Shots:** Notre Dame 4 (Peters 3), DePaul 5 (Hampton 2). **Steals:** Notre Dame 15 (Mallory 4), DePaul 9 (Hampton 3). **Attendance:** 4,001 (sellout).

GAME 31	#7/8 NOTRE DAME 63
	LOUISVILLE 53
BIG EAST Championship — Quarterfinal	
March 6, 2011	
XL Center (Hartford, Conn.)	

Louisville (53)

PLAYER	MIN	FG-A	3FG-A	FT-A	REB	AST	PF	TP
Taylor	16	1-4	0-0	1-2	4	1	3	3
Reid	25	3-6	0-0	0-1	11	0	2	6
Hines	24	4-5	0-0	1-1	2	2	3	9
Schimmel	34	5-17	2-9	0-0	6	2	4	12
Gibbs	23	0-4	0-2	0-0	2	3	1	0
Harper	3	0-1	0-1	0-0	0	0	0	0
Vails	13	2-4	0-0	0-0	2	0	1	4
Slaughter	6	1-4	0-2	0-0	1	0	0	2
Tay	27	4-10	0-1	1-3	6	2	5	9
Burke	29	4-8	0-3	0-0	0	0	0	8
Team					3			
Totals	200	24-63	2-18	3-7	37	10	19	53

Notre Dame (63)

PLAYER	MIN	FG-A	3FG-A	FT-A	REB	AST	PF	TP
Peters	35	7-12	0-0	5-5	9	1	1	19
Bruszewski	34	3-8	0-0	2-2	10	0	2	8
Diggins	37	4-10	2-3	4-6	3	4	1	14
Novosel	28	1-5	0-1	7-8	3	2	4	9
Mallory	37	3-6	1-2	2-4	2	3	0	9
Achonwa	12	1-1	0-0	0-0	2	2	2	2
Miller	2	1-1	0-0	0-0	0	0	0	2
Turner	15	0-0	0-0	0-0	1	0	0	0
Team					2			
Totals	200	20-63	3-6	20-25	32	12	10	63

Louisville 24 29 — 53

Notre Dame 32 31 — 63

FG Pct: Louisville 38.1, Notre Dame 46.5. **3-PT FG Pct:** Louisville 11.1, Notre Dame 50.0. **FT Pct:** Louisville 42.9, Notre Dame 80.0.

Turnovers: Louisville 22, Notre Dame 21. **Blocked Shots:** Louisville 4 (Vails 2), Notre Dame 7 (Peters 6). **Steals:** Louisville 15 (Hines 4), Notre Dame 10 (Peters, Novosel 3). **Attendance:** 8,104.

GAME 32	#10/8 NOTRE DAME 71
	#9/13 DEPAUL 67
BIG EAST Championship — Semifinal	
March 7, 2011	
XL Center (Hartford, Conn.)	

Notre Dame (71)

PLAYER	MIN	FG-A	3FG-A	FT-A	REB	AST	PF	TP
Peters	35	5-9	0-0	5-5	9	0	3	15
Bruszewski	24	1-5	0-0	5-7	9	1	1	7
Diggins	35	6-15	0-4	7-9	6	4	2	19
Novosel	29	3-12	0-1	2-4	4	1	2	8
Mallory	36	2-6	1-3	4-4	3	1	3	9
Achonwa	21	4-5	0-0	0-0	5	0	4	8
Turner	20	2-3	1-2	0-0	0	0	0	5
Team					6			
Totals	200	23-55	2-10	23-29	42	7	15	71

DePaul (67)

PLAYER	MIN	FG-A	3FG-A	FT-A	REB	AST	PF	TP
Hampton	36	11-22	3-6	6-8	4	3	4	31
Chester	36	0-7	0-0	0-1	11	1	3	0
Harry	20	1-5	0-0	0-0	6	0	2	2
Martin	32	4-10	2-5	2-2	4	3	2	12
Quigley	27	4-11	3-7	0-0	1	0	3	11
Pikes	20	1-5	0-3	0-0	8	0	2	2
Threatt	14	0-2	0-1	0-0	2	2	4	0
Naughton	15	4-7	1-1	0-1	2	0	0	9
Team					3			
Totals	200	25-69	9-23	8-12	41	9	20	67

Notre Dame 27 44 — 71

DePaul 33 34 — 67

FG Pct: Notre Dame 41.8, DePaul 36.2. **3-PT FG Pct:** Notre Dame 20.0, DePaul 39.1. **FT Pct:** Notre Dame 79.3, DePaul 66.7. **Turnovers:** Notre Dame 13, DePaul 14. **Blocked Shots:** Notre Dame 3 (Peters 2), DePaul 5 (Hampton 2). **Steals:** Notre Dame 10 (Bruszewski 3), DePaul 7 (Harry, Threatt, Naughton 2). **Attendance:** 9,260.

GAME 33	#1 CONNECTICUT 73
	#10/7 NOTRE DAME 64
BIG EAST Championship — Final	
March 8, 2011	
XL Center (Hartford, Conn.)	

Notre Dame (64)

PLAYER	MIN	FG-A	3FG-A	FT-A	REB	AST	PF	TP
Peters	23	2-7	0-0	0-0	6	1	3	4
Bruszewski	20	4-7	0-0	0-0	3	1	2	8
Diggins	36	5-16	1-3	3-4	5	5	2	14
Novosel	35	4-18	1-2	8-8	5	0	2	17
Mallory	36	1-7	0-4	2-2	5	4	5	4
Achonwa	26	6-11	0-0	0-0	10	0	3	12
Miller	12	2-4	0-0	1-2	2	0	3	5
Turner	12	0-1	0-1	0-0	1	0	0	0
Team					8			
Totals	200	24-71	2-10	14-16	45	11	20	64

Connecticut (73)

PLAYER	MIN	FG-A	3FG-A	FT-A	REB	AST	PF	TP
Moore	40	9-20	2-5	2-2	5	3	3	22
Dolson	40	9-16	0-0	6-6	9	1	2	24
Hayes	35	3-9	1-4	3-4	2	4	3	10
Hartley	30	6-9	0-1	0-2	6	4	5	12
Faris	39	1-7	0-2	2-3	10	1	3	4
Dixon	16	0-0	0-0	1-2	0	1	0	1
Team					6			
Totals	200	28-61	3-12	14-19	38	14	16	73

Notre Dame 31 33 — 64

Connecticut 32 41 — 73

FG Pct: Notre Dame 33.8, Connecticut 45.9. **3-PT FG Pct:** Notre Dame 20.0, Connecticut 25.0. **FT Pct:** Notre Dame 87.5, Connecticut 73.7. **Turnovers:** Notre Dame 17, Connecticut 14. **Blocked Shots:** Notre Dame 3 (Diggins 2), Connecticut 5 (Moore, Dolson 2). **Steals:** Notre Dame 9 (Novosel 3), Connecticut 8 (Moore, Hartley 3). **Attendance:** 10,202.

GAME 34	#9/7 NOTRE DAME 67
	UTAH 54
NCAA Dayton Region — First Round	
March 19, 2011	
Huntsman Center (Salt Lake City, Utah)	

Notre Dame (67)

PLAYER	MIN	FG-A	3FG-A	FT-A	REB	AST	PF	TP
Peters	30	6-9	0-0	0-1	6	0	2	12
Bruszcwski	35	4-9	0-0	5-6	6	6	2	13
Diggins	35	7-18	2-4	4-7	3	3	1	20
Novosel	35	7-16	1-1	5-7	4	4	2	20
Mallory	28	0-3	0-2	0-0	5	1	4	0
Achonwa	15	1-1	0-0	0-0	4	2	2	2
Miller	9	0-0	0-0	0-0	1	0	1	0
Turner	13	0-0	0-0	0-0	0	0	0	0
Team					5			
Totals	200	25-56	3-7	14-21	34	16	14	67

Utah (54)

PLAYER	MIN	FG-A	3FG-A	FT-A	REB	AST	PF	TP
Harrison	39	5-10	0-2	0-2	16	1	2	10
Plouffe	28	2-10	1-4	2-2	8	0	3	7
Rolnick	21	0-4	0-0	2-2	7	0	4	2
Badon	39	4-21	0-5	3-3	7	5	3	11
Rodrigues	40	6-9	4-6	5-6	0	0	2	21
Messer	21	1-1	1-1	0-0	0	1	3	3
Bridgewater	11	0-0	0-0	0-0	1	0	2	0
Dunbar	1	0-0	0-0	0-0	0	0	0	0
Team					2			
Totals	200	18-55	6-18	12-15	41	7	19	54

Notre Dame 36 31 — 67

Utah 33 21 — 54

FG Pct: Notre Dame 44.6, Utah 32.7. **3-PT FG Pct:** Notre Dame 42.9, Utah 33.3. **FT Pct:** Notre Dame 66.7, Utah 80.0. **Turnovers:** Notre Dame 10, Utah 18. **Blocked Shots:** Notre Dame 6 (Peters 4), Utah 3 (Harrison 2). **Steals:** Notre Dame 7 (Miller 3), Utah 5 (Badon 3). **Attendance:** 2,366.

GAME 35	#9/7 NOTRE DAME 77
	TEMPLE 64
NCAA Dayton Region — Second Round	
March 21, 2011	
Huntsman Center (Salt Lake City, Utah)	

Temple (64)

PLAYER	MIN	FG-A	3FG-A	FT-A	REB	AST	PF	TP
McCarthy	35	5-14	3-4	3-6	3	1	5	16
Bennett	25	1-2	0-1	2-2	2	1	5	4
Macaulay	24	1-8	0-0	0-0	8	0	4	2
Peddy	38	8-16	4-6	1-4	4	4	0	21
Wallace	30	3-10	1-2	2-2	1	2	2	9
Williams	14	0-2	0-0	0-0	0	0	2	0
Connelly	4	0-0	0-0	0-0	0	0	1	0
Works	1	0-0	0-0	0-0	0	0	0	0
Brinkley	1	0-0	0-0	0-0	0	0	0	0
Thames	28	4-9	0-0	4-11	14	1	0	12
Team					2			
Totals	200	22-61	8-13	12-25	34	9	19	64

Notre Dame (77)

PLAYER	MIN	FG-A	3FG-A	FT-A	REB	AST	PF	TP
Peters	32	8-13	0-0	1-5	12	3	5	17
Bruszcwski	20	2-4	0-0	8-8	6	2	4	12
Diggins	39	6-13	2-3	1-3	2	7	3	15
Novosel	34	4-9	3-3	6-8	1	0	2	17
Mallory	35	2-6	0-4	0-1	2	6	3	4
Badway	1	0-0	0-0	0-0	0	0	0	0
Achonwa	20	5-7	0-0	0-0	8	1	1	10
Miller	8	1-1	0-0	0-0	3	0	2	2
Turner	9	0-1	0-1	0-0	1	2	0	0
Forr	1	0-0	0-0	0-0	0	0	0	0
Braker	1	0-0	0-0	0-0	0	0	0	0
Team					7			
Totals	200	28-54	5-11	16-25	42	21	20	77

Temple 29 35 — 64

Notre Dame 41 36 — 77

FG Pct: Temple 36.1, Notre Dame 51.9. **3-PT FG Pct:** Temple 61.5, Notre Dame 45.5. **FT Pct:** Temple 48.0, Notre Dame 64.0. **Turnovers:** Temple 15, Notre Dame 19. **Blocked Shots:** Temple 1, Notre Dame 7 (Peters, Diggins 2). **Steals:** Temple 12 (McCarthy, Peddy, Thames 2), Notre Dame 9 (Peters, Diggins, Novosel 2). **Attendance:** 1,567.

GAME 36	#9/7 NOTRE DAME 78
	#21/20 OKLAHOMA 53
NCAA Dayton Regional — Semifinal	
March 26, 2011	
University of Dayton Arena (Dayton, Ohio)	

Oklahoma (53)

PLAYER	MIN	FG-A	3FG-A	FT-A	REB	AST	PF	TP
Roethlisberger	30	1-3	0-1	0-0	3	2	4	2
Robinson	39	6-16	0-0	4-4	3	5	4	16
Griffin	34	9-10	0-0	0-2	3	1	3	18
Ellenberg	31	4-13	1-4	0-0	0	0	2	9
Hand	39	2-10	0-5	2-2	8	5	1	6
Hook	3	0-1	0-1	0-0	0	0	0	0
Hartman	12	0-1	0-0	0-0	0	0	1	0
McFarland	12	1-1	0-0	0-1	4	1	2	2
Team					3			
Totals	200	23-55	1-11	6-9	24	14	17	53

Notre Dame (78)

PLAYER	MIN	FG-A	3FG-A	FT-A	REB	AST	PF	TP
Peters	29	6-8	0-0	5-6	13	4	2	17
Bruszcwski	16	2-3	0-0	0-1	2	1	3	4
Diggins	37	1-7	0-3	4-4	7	12	1	6
Novosel	30	6-15	3-5	0-0	7	3	1	15
Mallory	34	7-14	6-10	0-0	4	2	2	20
Badway	1	0-0	0-0	0-0	0	0	0	0
Achonwa	26	4-7	0-0	2-4	8	0	2	10
Miller	18	2-3	0-0	2-3	3	2	2	6
Turner	7	0-0	0-0	0-0	1	0	0	0
Forr	1	0-0	0-0	0-0	0	0	0	0
Braker	1	0-2	0-0	0-0	0	0	0	0
Team					2			
Totals	200	28-59	9-18	13-18	47	24	13	78

Oklahoma 17 36 — 53

Notre Dame 34 44 — 78

FG Pct: Oklahoma 41.8, Notre Dame 47.5. **3-PT FG Pct:** Oklahoma 9.1, Notre Dame 50.0. **FT Pct:** Oklahoma 66.7, Notre Dame 72.2. **Turnovers:** Oklahoma 24, Notre Dame 24. **Blocked Shots:** Oklahoma 3 (Griffin 2), Notre Dame 4 (Peters 3). **Steals:** Oklahoma 7 (Robinson, Hand 3), Notre Dame 14 (Peters 4). **Attendance:** 8,867.

GAME 37	#9/7 NOTRE DAME 73
	#4 TENNESSEE 59
NCAA Dayton Regional — Final March 28, 2011 University of Dayton Arena (Dayton, Ohio)	

Notre Dame (73)

PLAYER	MIN	FG-A	3FG-A	FT-A	REB	AST	PF	TP
Peters	17	3-5	0-0	1-3	5	1	5	7
Bruszewski	37	5-10	0-0	3-4	8	1	4	13
Diggins	36	9-17	4-8	2-2	2	4	2	24
Novosel	37	6-16	0-1	5-5	4	5	1	17
Mallory	35	1-4	1-2	7-8	3	3	1	10
Achonwa	24	1-2	0-0	0-0	6	2	1	2
Miller	11	0-1	0-0	0-0	1	1	2	0
Turner	3	0-1	0-0	0-0	0	0	0	0
Team					5			
Totals	200	25-56	5-11	18-22	34	17	16	73

Tennessee (59)

PLAYER	MIN	FG-A	3FG-A	FT-A	REB	AST	PF	TP
Johnson	24	4-9	0-0	4-6	14	2	5	12
Stricklen	33	6-14	1-4	0-0	6	1	1	13
Brewer	8	0-2	0-0	0-0	3	1	1	0
Simmons	19	1-11	0-5	0-0	1	1	3	2
Spani	28	4-9	3-6	2-2	7	1	2	13
Williams	20	2-9	0-1	1-2	2	2	1	5
Bjorklund	19	0-4	0-2	1-2	1	1	3	1
Avant	4	0-1	0-1	0-0	0	0	0	0
Manning	16	0-2	0-0	0-0	4	0	1	0
Baugh	18	3-4	0-0	2-3	5	0	2	8
Cain	11	2-2	0-0	1-2	0	2	1	5
Team					3			
Totals	200	22-67	4-19	11-17	46	11	20	59

Notre Dame 29 44 — 73

Tennessee 24 35 — 59

FG Pct: Notre Dame 44.6, Tennessee 32.8. **3-PT FG Pct:** Notre Dame 45.5, Tennessee 21.1. **FT Pct:** Notre Dame 81.8, Tennessee 64.7. **Turnovers:** Notre Dame 16, Tennessee 19. **Blocked Shots:** Notre Dame 1, Tennessee 0. **Steals:** Notre Dame 11 (Diggins 4), Tennessee 8 (Johnson 3). **Technical Foul:** Cain (UT). **Attendance:** 5,708.

GAME 38	#9/7 NOTRE DAME 72
	#1 CONNECTICUT 63
NCAA Women's Final Four — National Semifinal April 3, 2011 Conseco Fieldhouse (Indianapolis, Ind.)	

Notre Dame (72)

PLAYER	MIN	FG-A	3FG-A	FT-A	REB	AST	PF	TP
Peters	34	3-8	0-0	2-3	7	0	2	8
Bruszewski	25	1-6	0-0	0-2	8	1	4	2
Diggins	39	10-14	2-4	6-6	4	6	1	28
Novosel	25	8-13	1-1	5-7	4	0	3	22
Mallory	35	3-6	1-3	1-2	4	1	2	8
Achonwa	22	2-4	0-0	0-2	4	1	1	4
Miller	3	0-0	0-0	0-0	0	0	0	0
Turner	17	0-1	0-0	0-0	1	1	0	0
Team					7			
Totals	200	27-52	4-8	14-22	39	10	13	72

Connecticut (63)

PLAYER	MIN	FG-A	3FG-A	FT-A	REB	AST	PF	TP
Moore	40	14-30	5-13	3-7	8	2	1	36
Faris	39	2-6	0-2	0-0	7	5	4	4
Dolson	25	2-4	0-0	3-4	4	2	4	7
Hayes	33	2-7	0-1	0-0	2	3	3	4
Hartley	40	4-10	1-2	1-2	1	3	3	10
Dixon	23	1-2	0-0	0-0	2	1	4	2
Buck	0+	0-0	0-0	0-0	0	0	0	0
Team					3			
Totals	200	25-59	6-18	7-13	27	16	19	63

Notre Dame 26 46 — 72

Connecticut 32 31 — 63

FG Pct: Notre Dame 51.9, Connecticut 42.4. **3-PT FG Pct:** Notre Dame 50.0, Connecticut 33.3. **FT Pct:** Notre Dame 63.6, Connecticut 53.8. **Turnovers:** Notre Dame 16, Connecticut 12. **Blocked Shots:** Notre Dame 1, Connecticut 3. **Steals:** Notre Dame 6 (Bruszewski, Diggins, Mallory 2), Connecticut 9 (Moore 4). **Attendance:** 16,421.

GAME 39	#7/8 TEXAS A&M 76
	#9/7 NOTRE DAME 70
NCAA Women's Final Four — National Championship April 5, 2011 Conseco Fieldhouse (Indianapolis, Ind.)	

Notre Dame (70)

PLAYER	MIN	FG-A	3FG-A	FT-A	REB	AST	PF	TP
Peters	36	8-10	0-0	5-8	11	1	4	21
Bruszewski	35	3-4	0-0	0-0	2	0	1	6
Diggins	39	7-19	1-5	8-9	3	3	0	23
Novosel	27	5-10	0-1	4-4	4	0	4	14
Mallory	37	1-6	1-4	1-2	1	3	2	4
Achonwa	10	0-1	0-0	0-0	1	0	5	0
Miller	10	0-1	0-0	0-1	4	2	3	0
Turner	6	0-1	0-0	2-2	0	1	0	2
Team					3			
Totals	200	24-52	2-10	20-26	29	10	19	70

Texas A&M (76)

PLAYER	MIN	FG-A	3FG-A	FT-A	REB	AST	PF	TP
White	40	7-9	1-1	3-5	5	4	3	18
Elonu	33	4-10	0-0	1-3	7	1	3	9
Adams	39	13-22	0-2	4-7	9	0	3	30
Carter	38	2-6	1-2	0-0	5	4	5	5
Colson	30	2-4	0-2	6-6	0	5	4	10
Snow	0+	0-0	0-0	0-0	0	0	0	0
Windham	0+	0-0	0-0	0-0	0	0	0	0
Grant	0+	0-0	0-0	0-0	0	0	0	0
Baker	10	1-2	0-0	0-0	1	0	1	2
Collins	0+	0-0	0-0	0-0	0	0	0	0
Pratcher	2	0-0	0-0	0-0	0	0	0	0
Gilbert	7	0-0	0-0	2-2	1	0	1	2
Assarian	1	0-0	0-0	0-0	0	0	1	0
Team					4			
Totals	200	29-53	2-7	16-23	32	14	21	76

Notre Dame 35 35 — 70

Texas A&M 33 43 — 76

FG Pct: Notre Dame 46.2, Texas A&M 54.7. **3-PT FG Pct:** Notre Dame 20.0, Texas A&M 28.6. **FT Pct:** Notre Dame 76.9, Texas A&M 69.6. **Turnovers:** Notre Dame 16, Texas A&M 18. **Blocked Shots:** Notre Dame 3 (Bruszewski 2), Texas A&M 4 (Carter 2). **Steals:** Notre Dame 10 (Diggins 4), Texas A&M 8 (Colson 3). **Attendance:** 17,473.



NOTRE DAME FIGHTING IRISH

2011-12 WOMEN'S BASKETBALL



The BIG EAST had a record-setting nine teams qualify for the 2011 NCAA Championship, with five schools advancing to the Sweet 16 and two (Notre Dame and Connecticut) meeting in the Final Four.

BIG EAST CONFERENCE

The 2011-12 academic year is the 33rd in the history of The BIG EAST Conference as the unique consortium marches on competing at the highest level with integrity and sportsmanship.

The BIG EAST has gone through membership changes since its birth, but the 2011-12 year marks the conference's seventh straight with the same 16-member group, making for the nation's largest Division I-A conference.

The BIG EAST Conference's goals have always been the same. The outstanding performances of the student-athletes at BIG EAST schools are evidence of the league's proud tradition of success. The league has always been able to boast that many of its best students are also its best athletes. The 2010-11 year was no different.

Seven BIG EAST student-athletes were named NCAA Postgraduate Scholarship winners, while 22 earned Capital One Academic All-America recognition. Maya Moore, Connecticut's women's basketball standout, won the NCAA Honda-Broderick Cup as the nation's top female student-athlete and was chosen as the Capital One Academic All-America of the Year.

In the athletic arena, BIG EAST student-athletes again enjoyed success on the national stage. The Connecticut men's basketball team won its third national championship, completing a magical run through five games of the BIG EAST Championship and six wins in the NCAA tournament. The Villanova women's cross country team won the NCAA title for the second straight year and the ninth time overall. The Notre Dame women's soccer team won its third NCAA title, while BIG EAST teams reached national championship games in women's basketball (Notre Dame) and men's soccer (Louisville).

The BIG EAST placed two teams in the NCAA Women's Final Four for the second time in the last three years as Connecticut joined Notre Dame in Indianapolis, capping a season in which the Huskies extended their NCAA-record winning streak to 90 games.

Individually, BIG EAST student-athletes won five NCAA championships, including an unprecedented four by Villanova's Sheila Reid. Reid was the 2010 individual cross country champion, a member of the Wildcats' winning indoor distance medley relay team and won the 5,000- and 1,500-meter titles in outdoor track & field. Louisville's Matt Hughes, meanwhile, repeated as the NCAA champion in the 3,000-meter steeplechase at the NCAA outdoor meet.

Moore and Reid joined Notre Dame soccer standout Melissa Henderson as winners of Honda Sports Awards as the top performers in their respective sports. Moore also became the first three-time winner of the Wade Trophy as the nation's top women's basketball player and joined Villanova lacrosse player Brian Karalunas as winners of the Lowe's Senior CLASS Award.

BIG EAST football maintained its national profile as a competitively balanced group. Connecticut claimed the league's Bowl Championship Series bid for the first time as the Huskies shared the conference title with Pittsburgh and West Virginia. Six of the league's eight squads went to bowl games and helped the BIG EAST post a 4-2 bowl record for the second straight year.

The BIG EAST became the nation's largest Division I-A conference in 2005-06 when five new members began competing — the University of

Cincinnati, DePaul University, the University of Louisville, Marquette University and the University of South Florida.

BIG EAST institutions reside in nine of the nation's top 35 largest media markets, including New York, Chicago, Philadelphia, Washington, D.C., Tampa, Pittsburgh, Hartford, Cincinnati and Milwaukee. With its newest members, BIG EAST markets contain almost one-fourth of all television households in the U.S. When Texas Christian University joins the conference in the 2012-13 academic year, the conference will have a footprint in 30 percent of the nation's television households.

Since opening its doors in 1979, the league has won 31 national championships in six different sports and 133 student-athletes have won individual national titles.

In 2003-04, Connecticut became the first school in NCAA history to win the men's and women's NCAA basketball titles in the same season. In 02-03, the BIG EAST became the first conference in NCAA history to win the men's and women's titles in the same year when the Syracuse men and the Connecticut women captured their respective national championships. In men's basketball, BIG EAST squads have won four of the last 13 NCAA championships. BIG EAST women's teams have taken seven of the last 12 NCAA titles.

Proactive movement has been a signature strategy for the conference that was born in 1979. The BIG EAST continually turns challenges into opportunities to become stronger. The conference currently crowns champions in 24 sports.

The BIG EAST became a reality on May 31, 1979, following a meeting of athletic directors from Providence College, St. John's, Georgetown and Syracuse universities. Seton Hall, Connecticut and Boston College completed the original seven school alliance.

While the membership has both increased and changed, the focus of the BIG EAST has not wavered. The conference reflects a tradition of broad based programs, led by administrators and coaches who place a constant emphasis on academic integrity. Its student athletes own significantly high graduation rates and their record of scholastic achievement notably show a balance between intercollegiate athletics and academics.

Any successful organization has had the good fortune to have outstanding leadership. The BIG EAST primarily was the brainchild of Dave Gavitt, who was the conference's first Commissioner. Michael Tranchese, the league's first full-time employee, and for 11 years the associate to Gavitt, became Commissioner in 1990. In his first year, he administered the formation of The BIG EAST Football Conference.

John Marinatto, who had served as senior associate commissioner, moved into the Commissioner's chair in 2009 and has continued to steer the conference on its path of success.

The league has long been considered a leader in innovative concepts in promotion and publicity, particularly regarding television. Those efforts have resulted in unparalleled visibility for BIG EAST student athletes. The conference has enjoyed longstanding relationships with CBS, ESPN, Inc. and ABC.

BIG EAST men's basketball games are regular sellouts at campus and major public arenas, including the annual men's BIG EAST Championship in Madison Square Garden. The women's basketball championship has led all conferences in attendance for the past eight years. Attendance figures also are significant in soccer and baseball.

The BIG EAST has its headquarters in Providence where the conference administrators to more than 5,500 student-athletes.

Notre Dame BIG EAST Titles

Since joining the BIG EAST in 1995-96, Notre Dame has won more conference championships (111) than any other school in the league:

Baseball (5)

2002-06

Women's Cross Country (3)

2002, 2003, 2005

Men's Cross Country (5)

1997, 1999, 2001, 2004, 2005

Women's Golf (4)

2004, 2005, 2008, 2011

Men's Golf (7)

1995-97, 2004-06, 2011

Women's Lacrosse (1)

2009

Rowing (8)

2004-11

Women's Soccer (11)

1995-2001, 2005, 2006, 2008, 2009

Men's Soccer (2)

1996, 2003

Softball (6)

1999, 2000, 2002, 2003, 2006, 2009

Women's Swimming and Diving (14)

1997-2010

Men's Swimming and Diving (4)

2005, 2006, 2008, 2009

Women's Tennis (11)

1996, 1997, 1999, 2001, 2003, 2005, 2006, 2008-11

Men's Tennis (7)

1996, 1999, 2002, 2004, 2005, 2007, 2008

Women's Indoor Track & Field (2)

2002, 2006

Men's Indoor Track & Field (4)

2003, 2005, 2007, 2010

Women's Outdoor Track & Field (1)

2007

Men's Outdoor Track & Field (7)

2000, 2003, 2004, 2006, 2008-10

Volleyball (9)

1995-1998, 2000-02, 2004, 2005

1995-96

BIG EAST 6	BIG EAST	Overall
Connecticut	17-1	34-4
NOTRE DAME	15-3	25-8
Villanova	13-5	21-7
Boston College	7-11	10-17
West Virginia	7-11	12-15
St. John's	4-14	6-21
BIG EAST 7	BIG EAST	Overall
Providence	9-9	12-15
Miami	9-9	14-13
Syracuse	9-9	14-14
Seton Hall	9-9	16-13
Rutgers	8-10	13-15
Georgetown	7-11	12-15
Pittsburgh	3-15	6-24

Tournament Champion: Connecticut

1996-97

BIG EAST 6	BIG EAST	Overall
Connecticut	18-0	33-1
NOTRE DAME	17-1	31-7
Boston College	13-5	18-10
West Virginia	11-7	19-12
Villanova	8-10	14-14
St. John's	3-15	5-22
BIG EAST 7	BIG EAST	Overall
Georgetown	9-9	17-11
Miami	8-10	15-14
Rutgers	8-10	11-17
Providence	8-10	13-14
Seton Hall	7-11	10-17
Syracuse	4-14	6-21
Pittsburgh	3-15	8-22

Tournament Champion: Connecticut

1997-98

BIG EAST 6	BIG EAST	Overall
Connecticut	17-1	34-3
NOTRE DAME	12-6	22-10
Villanova	12-6	19-10
Boston College	11-7	17-11
West Virginia	7-11	12-16
St. John's	4-14	6-21
BIG EAST 7	BIG EAST	Overall
Rutgers	14-4	22-10
Miami	13-5	19-10
Syracuse	7-11	12-15
Providence	6-12	10-17
Seton Hall	6-12	8-19
Georgetown	5-13	9-19
Pittsburgh	3-15	6-21

Tournament Champion: Connecticut

1998-99

BIG EAST	Overall
Connecticut	17-1
Rutgers	17-1
NOTRE DAME	15-3
Boston College	12-6
Georgetown	10-8

Villanova	9-9	14-14
Miami	9-9	15-14
St. John's	7-11	13-18
Syracuse	6-12	10-17
West Virginia	5-13	10-17
Providence	4-14	5-22
Pittsburgh	3-15	8-19
Seton Hall	3-15	6-21

Tournament Champion: Connecticut

1999-00

BIG EAST	Overall
Connecticut	16-0
NOTRE DAME	15-1
Rutgers	12-4
Boston College	12-4
Georgetown	9-7
Villanova	7-9
Miami	7-9
Pittsburgh	7-9
St. John's	5-11
Seton Hall	5-11
Providence	5-11
Syracuse	3-13
West Virginia	1-15

Tournament Champion: Connecticut

2000-01

BIG EAST	Overall
NOTRE DAME	15-1
Connecticut	15-1
Rutgers	13-3
Virginia Tech	11-5
Villanova	11-5
Seton Hall	9-7
Boston College	7-9
Georgetown	6-10
Syracuse	6-10
Miami	6-10
Providence	4-12
St. John's	3-13
Pittsburgh	3-13
West Virginia	3-13

Tournament Champion: Connecticut

2001-02

BIG EAST	Overall
Connecticut	16-0
NOTRE DAME	13-3
Boston College	12-4
Villanova	12-4
Miami	10-6
Virginia Tech	9-7
Syracuse	9-7
Providence	7-9
Seton Hall	6-10
West Virginia	6-10
Rutgers	5-11
Georgetown	4-12
Pittsburgh	3-13
St. John's	0-16

Tournament Champion: Connecticut



Natalie Novosel

2002-03

BIG EAST	Overall
Connecticut	16-0
Rutgers	13-3
Villanova	12-4
Boston College	12-4
NOTRE DAME	10-6
Virginia Tech	10-6
Miami	8-8
Seton Hall	7-9
Georgetown	6-10
Syracuse	5-11
Pittsburgh	4-12
West Virginia	4-12
Providence	3-13
St. John's	2-14

Tournament Champion: Villanova

2003-04

BIG EAST	Overall
Connecticut	14-2
NOTRE DAME	12-4
Villanova	12-4
Miami	11-5
Boston College	11-5
West Virginia	10-6
Rutgers	10-6
Virginia Tech	10-6
Georgetown	7-9
Seton Hall	6-10
St. John's	4-12
Syracuse	3-13
Pittsburgh	2-14
Providence	0-16

Tournament Champion: Boston College

All-Time BIG EAST Standings

2004-05

	BIG EAST	Overall
Rutgers	14-2	28-7
NOTRE DAME	13-3	27-6
Connecticut	13-3	25-8
Boston College	10-6	20-10
Villanova	10-6	19-12
Georgetown	7-9	12-16
West Virginia	7-9	21-13
St. John's	7-9	20-11
Seton Hall	6-10	14-14
Pittsburgh	5-11	13-15
Syracuse	4-12	13-16
Providence	0-16	1-27

Tournament Champion: Connecticut

2005-06

	BIG EAST	Overall
Rutgers	16-0	27-5
Connecticut	14-2	32-5
DePaul	11-5	27-7
St. John's	11-5	22-8
Louisville	10-6	19-10
Pittsburgh	9-7	22-11
South Florida	9-7	19-12
Villanova	9-7	21-11
Marquette	9-7	22-11
NOTRE DAME	8-8	18-12
Cincinnati	7-9	17-12
West Virginia	4-12	15-16
Georgetown	3-13	10-17
Providence	3-13	8-19
Seton Hall	3-13	6-21
Syracuse	2-14	9-18

Tournament Champion: Connecticut

2006-07

	BIG EAST	Overall
Connecticut	16-0	32-4
Rutgers	12-4	27-9
Marquette	12-4	26-7
West Virginia	11-5	21-11
NOTRE DAME	10-6	20-12
Louisville	10-6	27-8
Pittsburgh	10-6	24-9
South Florida	9-7	21-12
Seton Hall	9-7	19-12
DePaul	8-8	19-13
Cincinnati	6-10	15-14
St. John's	4-12	8-20
Providence	3-13	13-16
Syracuse	3-13	9-20
Georgetown	3-13	13-16
Villanova	2-14	8-21

Tournament Champion: Rutgers

2007-08

	BIG EAST	Overall
Connecticut	15-1	36-2
Rutgers	14-2	27-7
West Virginia	12-4	25-8
NOTRE DAME	11-5	25-9
Pittsburgh	10-6	24-11
Syracuse	10-6	22-9
Louisville	10-6	26-10
Marquette	8-8	21-14
DePaul	8-8	20-12
St. John's	7-9	18-15
South Florida	5-11	16-16
Villanova	5-11	17-16
Georgetown	5-11	15-14
Seton Hall	3-13	13-15
Cincinnati	3-13	12-16
Providence	2-14	12-17

Tournament Champion: Connecticut

2008-09

	BIG EAST	Overall
Connecticut	16-0	39-0
Louisville	14-2	34-5
Pittsburgh	12-4	25-8
NOTRE DAME	10-6	22-9
DePaul	10-6	23-10
Villanova	10-6	19-14
Rutgers	9-7	21-13
South Florida	8-8	27-10
Marquette	7-9	17-16
Georgetown	7-9	20-14
West Virginia	5-11	18-15
Syracuse	5-11	17-15
St. John's	4-12	19-15
Providence	4-12	10-20
Seton Hall	4-12	17-14
Cincinnati	3-13	14-17

Tournament Champion: Connecticut

2009-10

	BIG EAST	Overall
Connecticut	16-0	39-0
West Virginia	13-3	29-6
Georgetown	13-3	26-7
NOTRE DAME	12-4	29-6
St. John's	12-4	25-7
Rutgers	9-7	19-15
DePaul	9-7	21-12
Providence	7-9	19-15
Syracuse	7-9	25-11
Marquette	6-10	17-16
South Florida	6-10	15-16
Pittsburgh	5-11	16-15
Louisville	5-11	14-18
Cincinnati	4-12	12-18
Villanova	3-13	14-16
Seton Hall	1-15	9-21

Tournament Champion: Connecticut

2010-11

	BIG EAST	Overall
Connecticut	16-0	36-2
NOTRE DAME	13-3	31-8
DePaul	13-3	29-7
Rutgers	11-5	20-13
Marquette	10-6	24-9
Louisville	10-6	22-13
St. John's	9-7	22-11
Georgetown	9-7	24-11
Syracuse	9-7	25-10
West Virginia	8-8	24-10
Providence	6-10	13-16
Pittsburgh	5-11	14-17
South Florida	3-13	12-19
Villanova	3-13	12-19
Cincinnati	2-14	9-20
Seton Hall	1-15	8-22

Tournament Champion: Connecticut



Kayla McBride

2010-11 BIG EAST
Weekly Awards

Player of the Week

Nov. 22.....	Maya Moore, Connecticut
Nov. 29.....	Sugar Rodgers, Georgetown
Dec. 6.....	Kayla Alexander, Syracuse
Dec. 13.....	Maya Moore, Connecticut
Dec. 20.....	Keisha Hampton, DePaul
Dec. 27.....	Maya Moore, Connecticut
Jan. 3.....	Kayla Alexander, Syracuse
Jan. 10.....	Maya Moore, Connecticut
Jan. 17.....	Maya Moore, Connecticut
Jan. 24.....	Maya Moore, Connecticut
Jan. 31.....	Sugar Rodgers, Georgetown
Feb. 7.....	Maya Moore, Connecticut
Feb. 14.....	Skylar Diggins, Notre Dame
Feb. 21.....	Kayla Alexander, Syracuse
March 1.....	Maya Moore, Connecticut

Freshman of the Week

Nov. 22.....	Bria Hartley, Connecticut
Nov. 29.....	Bria Hartley, Connecticut
Dec. 6.....	Shoni Schimmel, Louisville
Dec. 13.....	Natalie Achonwa, Notre Dame
Dec. 20.....	Bria Hartley, Connecticut
Dec. 27.....	Shoni Schimmel, Louisville
Jan. 3.....	Katherine Plouffe, Marquette
Jan. 10.....	Shoni Schimmel, Louisville
Jan. 17.....	Bria Hartley, Connecticut
Jan. 24.....	Bria Hartley, Connecticut
Jan. 31.....	Shoni Schimmel, Louisville
Feb. 7.....	Stefanie Dolson, Connecticut
Feb. 14.....	Stefanie Dolson, Connecticut
Feb. 21.....	Bria Hartley, Connecticut
March 1.....	Kayla Cook, Cincinnati

Weekly Honor Roll (ND only)

Nov. 29.....	Natalie Novosel
Dec. 6.....	Skylar Diggins
Jan. 3.....	Devereaux Peters
Jan. 10.....	Devereaux Peters
Jan. 17.....	Devereaux Peters
Jan. 24.....	Skylar Diggins
Feb. 7.....	Natalie Novosel
March 1.....	Natalie Novosel

2010-11 BIG EAST Conference Awards

Player of the Year

Maya Moore, Connecticut

Freshman of the Year

Bria Hartley, Connecticut

Coach of the Year

Geno Auriemma, Connecticut

Defensive Player of the Year

Devereaux Peters, Notre Dame

Most Improved Player

Natalie Novosel, Notre Dame

Sportsmanship Award

Shelly Bellman, Cincinnati
Sam Quigley, DePaul

Sixth Man Award

Taylor Pikes, DePaul

Scholar-Athlete Of The Year

Maya Moore, Connecticut

All-BIG EAST First Team*

Kayla Alexander, Syracuse
***Skylar Diggins, Notre Dame**
 *Keisha Hampton, DePaul
 Tiffany Hayes, Connecticut
 *Maya Moore, Connecticut
Natalie Novosel, Notre Dame
Devereaux Peters, Notre Dame
 Monique Reid, Louisville
 Liz Repella, West Virginia
 Angel Robinson, Marquette
 *Sugar Rodgers, Georgetown

All-BIG EAST Second Team*

Madina Ali, West Virginia
 Taneisha Harrison, Pittsburgh
 Bria Hartley, Connecticut
 Tatiyana McMorris, Marquette
 Monique Oliver, Rutgers
 Sam Quigley, DePaul
 Khadijah Rushdan, Rutgers
 Andrea Smith, South Florida
 Shenneika Smith, St. John's
 Da'Shena Stevens, St. John's
 April Sykes, Rutgers

All-BIG EAST Honorable Mention

Felicia Chester, DePaul
 Chelsea Cole, Pittsburgh
 Kelly Faris, Connecticut
 Iasia Hemingway, Syracuse
 Monica McNutt, Georgetown
 Shoni Schimmel, Louisville

All-BIG EAST Freshman Team

***Natalie Achonwa, Notre Dame**
 Kayla Cook, Cincinnati
 *Stefanie Dolson, Connecticut
 *Bria Hartley, Connecticut
 Lauren Okafor, Providence
 Katherine Plouffe, Marquette
 Jeanise Randolph, Cincinnati
 *Shoni Schimmel, Louisville
 Ka-Deirdre Simmons, Seton Hall
 Sheronne Vails, Louisville

* - unanimous selection

* - extra player added due to tie in voting



Skylar Diggins was one of three Notre Dame players to earn first-team all-BIG EAST honors in 2011.

BIG EAST Composite Schedule



2012 BIG EAST Conference Championship

March 2-6, 2012
XL Center (16,294 capacity)
Hartford, Conn.
Host: BIG EAST Conference

FIRST ROUND — Fri., March 2

(live on www.BIGEAST.tv)
 Noon - #12 seed vs. #13 seed
 2 p.m. - #9 seed vs. #16 seed
 6 p.m. - #10 seed vs. #15 seed
 8 p.m. - #11 seed vs. #14 seed

SECOND ROUND — Sat., March 3

(live on BIG EAST Network/www.BIGEAST.tv)
 Noon - #5 seed vs. #12/13 seed
 2 p.m. - #8 seed vs. #9/16 seed
 6 p.m. - #7 seed vs. #10/15 seed
 8 p.m. - #6 seed vs. #11/14 seed

QUARTERFINALS — Sun., March 4

(live on ESPN2, except 6 p.m. on ESPN3.com)
 Noon - #1 seed vs. #5/12/13 winner
 2 p.m. - #1 seed vs. #8/9/16 winner
 6 p.m. - #2 seed vs. #7/10/15 winner
 8 p.m. - #3 seed vs. #6/11/14 winner

SEMINALS — Mon., March 5

(live on ESPN2)
 6 p.m. - Afternoon quarterfinal winners
 8 p.m. - Evening quarterfinal winners

CHAMPIONSHIP — Tues., March 6

(live on ESPN or ESPN2)
 7 p.m. - Semifinal winners

NOTE: All times Eastern, tentative and subject to change. Consult the official BIG EAST web site (www.bigeast.org) for the latest game and broadcast schedules, as well as complete ticket information. Guidelines for obtaining media credentials to the tournament will be distributed to media members in February.

NOVEMBER

Fri.	11	Iona Tournament (New Rochelle, N.Y.)	
		Villanova vs. Michigan State	1:45 p.m.
		WBI Tip-Off Tournament (Daytona Beach, Fla.)	
		USF vs. Florida State	4:30 p.m.
		Youngstown State at West Virginia	6:30 p.m.
		Preseason WNIT	
		Akron at Notre Dame	7:00 p.m.
		IPFW at Cincinnati	7:00 p.m.
		Providence at Boston University	7:00 p.m.
		Gulf Coast at Seton Hall	7:00 p.m.
		Longwood at Georgetown	7:00 p.m.
		Maggie Dixon Classic (Chicago, Ill.)	
		Saint Mary's at DePaul	7:00 p.m.

Sat.	12	Iona Tournament (New Rochelle, N.Y.)	
		Villanova vs. Iona/North Carolina A&T	Noon/2:30 p.m.
		Hampton at Pittsburgh	2:00 p.m.
		St. Bonaventure at St. John's	2:00 p.m.
		WBI Tip-Off Tournament (Daytona Beach, Fla.)	
		USF vs. Arkansas	4:30 p.m.
		Maggie Dixon Classic (Chicago, Ill.)	
		Samford/Montana at DePaul	6/8:00 p.m.
		Mississippi Valley State at Marquette	8:00 p.m.
Sun.	13	Seton Hall at Army	1:00 p.m.
		Long Beach State at Syracuse	1:00 p.m.
		Preseason WNIT	
		Detroit/Indiana State at Notre Dame	2:00 p.m.
		Cal at Rutgers	2:00 p.m.
		Holy Cross at Connecticut (GP)	2:00 p.m.
		Georgetown at Maryland	2:00 p.m.
		WBI Tip-Off Tournament (Daytona Beach, Fla.)	
		USF vs. Minnesota	4:30 p.m.
		Louisville at Missouri State	7:00 p.m.
Mon.	14	Virginia at Providence	7:00 p.m.
Tue.	15	Louisville at Texas A&M	4:00 p.m.
		ESPN	
		St. Francis (Pa.) at Pittsburgh	7:00 p.m.
		North Florida at USF (RC)	7:00 p.m.
		Pacific at Connecticut (GP)	7:30 p.m.
		Wisconsin at Marquette	8:00 p.m.
Wed.	16	La Salle at St. John's	7:00 p.m.
		Dayton at Cincinnati	7:00 p.m.
		Providence at Rhode Island	7:00 p.m.
		Villanova at Marist	7:00 p.m.
		Seton Hall at New Hampshire	7:00 p.m.
		Georgetown at LSU	7:00 p.m.
		Boston College at Rutgers	7:30 p.m.
Thurs.	17	Louisville at Eastern Kentucky	7:00 p.m.
		Bethune-Cookman at USF (RC)	7:00 p.m.
		Preseason WNIT	
		Semifinal at Notre Dame	7:00 p.m.
Fri.	18	Loyola (Md.) at Pittsburgh	11:00 a.m.
		St. Bonaventure at West Virginia	7:00 p.m.
		Harvard at Providence	7:00 p.m.
		St. John's at Hofstra	7:00 p.m.
		St. Francis (Pa.) at Syracuse	7:00 p.m.
		Evansville at Cincinnati	7:00 p.m.
		Jack-in-the-Box Rainbow Wahine Classic (Honolulu, Hawaii)	
		DePaul vs. San Diego State	11:55 p.m.
Sat.	19	Lafayette at Syracuse	TBA
		Houston at Georgetown	2:00 p.m.
		Georgia Tech at Marquette (BC)	2:00 p.m.
		Villanova at Princeton	3:00 p.m.
		Jack-in-the-Box Rainbow Wahine Classic (Honolulu, Hawaii)	
		DePaul vs. Portland	7:00 p.m.
		Rutgers at La Salle	7:00 p.m.
Sun.	20	Central Michigan at Pittsburgh	Noon
		Xavier at Louisville	2:00 p.m.
		Preseason WNIT Final	
		TBA vs. Notre Dame	2:00 p.m.
		Michigan at Seton Hall	2:00 p.m.
		North Carolina Central at West Virginia	2:00 p.m.
		Jack-in-the-Box Rainbow Wahine Classic (Honolulu, Hawaii)	
		DePaul at Hawaii	11:55 p.m.
Mon.	21	Monmouth at Georgetown	7:00 p.m.
		Stanford at Connecticut (XL)	7:30 p.m.

Tue.	22	Austin Peay at Louisville	Noon
		Wagner at St. John's	6:00 p.m.
		Providence at Oakland	6:30 p.m.
		Delaware at Villanova	7:00 p.m.
		Buffalo at Syracuse	7:00 p.m.
		Lehigh at Rutgers	7:30 p.m.
Wed.	23	Great Alaska Shootout (Anchorage, Alaska)	
		USF vs. Central Michigan	6:00 p.m.
Thurs.	24	Paradise Jam (St. Thomas, U.S. Virgin Islands)	
		Seton Hall vs. Louisiana Tech	3:15 p.m.
		Great Alaska Shootout (Anchorage, Alaska)	
		USF vs. Miami/Alaska-Anchorage	6/8:00 p.m.
		Paradise Jam	
		(St. Thomas, U.S. Virgin Islands)	
		Marquette vs. Washington State	8:00 p.m.
		Cancun Challenge (Cancun, Mexico)	
		Cincinnati vs. South Dakota State	9:00 p.m.
Fri.	25	Junkanoo Jam (Freeport, Bahamas)	
		St. John's vs. Iowa	1:00 p.m.
		Paradise Jam	
		(St. Thomas, U.S. Virgin Islands)	
		Seton Hall vs. Alabama	1:00 p.m.
		Cancun Challenge (Cancun, Mexico)	
		Cincinnati vs. Chattanooga	5:00 p.m.
		San Juan Shootout (San Juan, Puerto Rico)	
		Rutgers vs. Georgia Tech	5:30 p.m.
		Paradise Jam (St. Thomas, U.S. Virgin Islands)	
		Marquette vs. Prairie View A&M	5:45 p.m.
		Junkanoo Jam (Freeport, Bahamas)	
		Notre Dame vs. Southern California: 5:45 p.m.	
		FSU Tournament (Tallahassee, Fla.)	
		Louisville at Florida State	7:00 p.m.
		World Vision Classic (Storrs, Conn.)	
		Fairleigh Dickinson at Connecticut (GP)	7:30 p.m.
		Woodland Hills Holiday Inn Thanksgiving Classic (Northridge, Calif.)	
		West Virginia vs. UCLA	8:00 p.m.
Sat.	26	Lady Rebel Roundup (Las Vegas, Nev.)	
		Georgetown vs. Georgia	12:30 p.m.
		Paradise Jam	
		(St. Thomas, U.S. Virgin Islands)	
		Seton Hall vs. Old Dominion	1:00 p.m.
		Junkanoo Jam (Freeport, Bahamas)	
		St. John's vs. Texas A&M/Temple	1/3:15 p.m.
		University of the Sciences at Villanova	2:00 p.m.
		Drexel at Pittsburgh	2:00 p.m.
		Dartmouth at Providence	2:00 p.m.
		Syracuse at Binghamton	2:00 p.m.
		San Juan Shootout (San Juan, Puerto Rico)	
		Rutgers vs. Arizona State	3:00 p.m.
		FSU Tournament (Tallahassee, Fla.)	
		Louisville vs. Florida A&M	4:00 p.m.
		Junkanoo Jam (Freeport, Bahamas)	
		Duke/Gardner-Webb vs. Notre Dame: 5:45/8 p.m.	
		World Vision Classic (Storrs, Conn.)	
		Buffalo at Connecticut (GP)	7:30 p.m.
		Paradise Jam (St. Thomas, U.S. Virgin Islands)	
		Marquette vs. Michigan	8:00 p.m.
		Woodland Hills Holiday Inn Thanksgiving Classic (Northridge, Calif.)	
		West Virginia vs. CSU-Northridge/Colgate	8/10:30 p.m.

Sun.	27	Lady Rebel Roundup (Las Vegas, Nev.)	
		Georgetown vs. Northeastern/UNLV	1/3-30 p.m.
		DePaul at Northwestern	3:00 p.m.
		World Vision Classic (Storrs, Conn.)	
		Dayton at Connecticut (GP)	4:30 p.m.
Mon.	28	Seton at USF (RC)	7:00 p.m.
Tue.	29	Mount St. Mary's at Pittsburgh	7:00 p.m.
		Murray State at Louisville	7:00 p.m.
		New Orleans at Marquette	8:00 p.m.
		Syracuse at Boise State	9:00 p.m.
Wed.	30	Villanova at Lehigh	11:30 a.m.
		Howard at St. John's	7:00 p.m.
		Georgetown at Coppin State	7:00 p.m.
		Towson at Connecticut (XL)	7:00 p.m.
		La Salle at West Virginia	7:00 p.m.
		Temple at Rutgers	7:30 p.m.

DECEMBER

Thurs.	1	Morgan State at Cincinnati	7:00 p.m.
		Seton Hall at Hofstra	7:00 p.m.
Fri.	2	Rutgers at Florida	3:00 p.m.
		Pittsburgh at High Point	7:00 p.m.
		Penn at Notre Dame	7:00 p.m.
		Marquette at Green Bay	8:00 p.m.
		Air Force Classic (Colorado Springs, Colo.)	
		USF vs. Idaho State	7:00 p.m.
		Hukilau Invitational (Laie, Hawaii)	
		Syracuse vs. Arizona	9:00 p.m.
Sat.	3	Boston University at West Virginia	4:00 p.m.
		Brown BEAR Classic (Providence, R.I.)	
		Providence vs. Fairfield	4:00 p.m.
		Hukilau Invitational (Laie, Hawaii)	
		Syracuse vs. Brigham Young	6:00 p.m.
		Air Force Classic (Colorado Springs, Colo.)	
		USF vs. Air Force	6:30 p.m.
		Loyola-Chicago at DePaul	8:00 p.m.
Sun.	4	Louisville at Kentucky	1:00 p.m.
		Hartford at St. John's	1:00 p.m.
		Wake Forest at Seton Hall	1:00 p.m.
		Cincinnati at Xavier	2:00 p.m.
		Villanova at La Salle	2:00 p.m.
		Rider at Georgetown	2:00 p.m.
		Pittsburgh at Duke	2:00 p.m.
		Notre Dame at Creighton	2:35 p.m.
		Arkansas-Pine Bluff at Marquette	3:00 p.m.
		Brown BEAR Classic (Providence, R.I.)	
		Providence at Brown	4:00 p.m.
Mon.	5	Rutgers at Miami (Fla.)	7:00 p.m.
Tue.	6	Jimmy V Classic (Hartford, Conn.)	
		Texas A&M at Connecticut (XL)	7:00 p.m.
Wed.	7	ST. JOHN'S at DE PAUL	1:00 p.m.
		GEORGETOWN at PITTSBURGH	7:00 p.m.
		VILLANOVA at PROVIDENCE	7:00 p.m.
		WEST VIRGINIA at SYRACUSE	7:00 p.m.
		MARQUETTE at NOTRE DAME	7:00 p.m.
Thurs.	8	Fordham at Rutgers	7:30 p.m.
Fri.	9	CONNECTICUT at SETON HALL	7:00 p.m.
		Providence at Massachusetts	7:00 p.m.
		SIU-Edwardsville at DePaul	8:00 p.m.
Sat.	10	Notre Dame at Purdue	Noon
		Gardner-Webb at Louisville	Noon
		North Florida at West Virginia	Noon
		Coppin State at Syracuse	1:00 p.m.
		Valparaiso at Pittsburgh	2:00 p.m.
		Saint Joseph's (Pa.) at Villanova	2:00 p.m.

		Cincinnati at Marshall	7:00 p.m.
		Iona at Marquette	8:00 p.m.
Sun.	11	Maggie Dixon Classic (New York, N.Y.)	
		St. John's vs. Baylor (MSG)	11:00 a.m.
		Maggie Dixon Classic (New York, N.Y.)	
		DePaul vs. Tennessee (MSG)	1:00 p.m.
		George Washington at Georgetown	2:00 p.m.
Mon.	12	Drexel at Seton Hall	7:00 p.m.
Tue.	13	DePaul at Princeton	7:00 p.m.
		Tennessee at Rutgers	7:00 p.m.
Wed.	14	LOUISVILLE at CINCINNATI	7:00 p.m.
		USF at Auburn	7:00 p.m.
Fri.	16	Arizona State at DePaul	8:00 p.m.
Sat.	17	St. John's Chartwells Holiday Classic (Queens, N.Y.)	
		Prairie View at St. John's	1:00 p.m.
		Cincinnati at Miami (Ohio)	2:00 p.m.
		West Virginia at Duquesne	2:00 p.m.
		Maryland-Eastern Shore at USF	2:00 p.m.
		Stony Brook at Seton Hall	2:00 p.m.
		Louisville at Portland	5:00 p.m.
Sun.	18	Duel in the Desert (Las Vegas, Nev.)	
		Syracuse vs. Xavier	Noon
		Kentucky at Notre Dame	1:00 p.m.
		St. John's Chartwells Holiday Classic (Queens, N.Y.)	
		St. John's vs. Louisiana Tech/Memphis	Noon/2:00 p.m.
		Iona at Rutgers	2:00 p.m.
		Connecticut at Baylor	8:30 p.m.
Mon.	19	Duel in the Desert (Las Vegas, Nev.)	
		Syracuse vs. Oklahoma	2:30 p.m.
		Indianapolis at Cincinnati	7:00 p.m.
		Delaware at Providence	7:00 p.m.
		DePaul at Illinois State	8:00 p.m.
		South Dakota State at Marquette	8:00 p.m.
		Louisville at Washington State	9:00 p.m.
Tue.	20	Duel in the Desert (Las Vegas, Nev.)	
		Syracuse vs. Ohio	Noon
		Caribbean Classic (Cancun, Mexico)	
		Pittsburgh vs. Indiana	1:00 p.m.
		Mount St. Mary's at West Virginia	7:00 p.m.
		UCF at Notre Dame	7:00 p.m.
Wed.	21	William & Mary at Seton Hall	12:30 p.m.
		Vermont at Marquette	1:00 p.m.
		Caribbean Classic (Cancun, Mexico)	
		Pittsburgh vs. Michigan State	3:30 p.m.
		Miami at Georgetown	5:00 p.m.
		Connecticut at College of Charleston	7:00 p.m.
Thurs.	22	Longwood at Cincinnati	Noon
		Clemson at Providence	Noon
		St. John's at Harvard	3:00 p.m.
		Villanova at Temple	4:00 p.m.
		Southern Illinois at DePaul	8:00 p.m.
Wed.	28	Bucknell at West Virginia	Noon
		Tennessee-Martin at Louisville	Noon
		Longwood at Notre Dame	2:00 p.m.
		Providence at Akron	7:00 p.m.
		Howard at Seton Hall	7:00 p.m.
		Duquesne at Pittsburgh	7:00 p.m.
		Hilton Garden Inn Hokie Classic (Blacksburg, Va.)	
		Cincinnati at Virginia Tech	7:00 p.m.
Thurs.	29	Mormouth Tournament (West Long Branch, N.J.)	
		Villanova vs. Saint Bonaventure	4:00 p.m.
		Saint Peter's Holiday Classic (Jersey City, N.J.)	
		USF vs. Dayton	5:00 p.m.
		Niagara at Syracuse	7:00 p.m.



2012 NCAA Championship Dates and Sites

FIRST/SECOND ROUNDS

March 17 & 19 (Sat. & Mon.)

Ames, Iowa (Hilton Coliseum)
 Bridgeport, Conn. (Webster Bank Arena at Harbor Yard)
 Chicago, Ill. (Allstate Arena)
 College Park, Md. (Comcast Center)
 College Station, Texas (Reed Arena)
 Norfolk, Va. (Ted Constant Convocation Center)
 Spokane, Wash. (McCarthy Athletic Center)
 West Lafayette, Ind. (Mackey Arena)

March 18 & 20 (Sun. & Tues.)

Baton Rouge, La. (Pete Maravich Assembly Center)
 Bowling Green, Ohio (Stroh Center)
 Chapel Hill, N.C. (Carmichael Arena)
 Little Rock, Ark. (Jack Stephens Center)
 Nashville, Tenn. (Memorial Gymnasium)
 Norman, Okla. (Lloyd Noble Center)
Notre Dame, Ind. (Purcell Pavilion)
 Tallahassee, Fla. (Donald Tucker Center)

REGIONALS

March 24 & 26 (Sat. & Mon.)

Des Moines, Iowa
 (Wells Fargo Arena — 16,110 capacity)
 Fresno, Calif.
 (Save Mart Center — 15,544 capacity)
March 25 & 27 (Sun. & Tues.)

Kingston, R.I.
 (The Ryan Center — 7,657 capacity)
 Raleigh, N.C.
 (RBC Center — 19,722 capacity)

WOMEN'S FINAL FOUR

April 1 & 3 (Sun. & Tues.)

Denver, Colo.
 (Pepsi Center — capacity 19,028)
 Mountain West Conference - host

FUTURE WOMEN'S FINAL FOUR SITES

April 7 & 9, 2013

New Orleans, La.
 (New Orleans Arena — capacity 19,155)
 Tulane University - host

2014 — Nashville, Tenn. (Bridgestone Arena)

2015 — Tampa, Fla. (St. Pete Times Forum)

2016 — Indianapolis, Ind. (site TBD)

Hilton Garden Inn Hokie Classic (Blacksburg, Va.)

Cincinnati vs. High Point/UMBC 7:00 p.m.

35th Annual Blue Sky Classic (Hanover, N.H.)

Georgetown at Dartmouth 7:00 p.m.

Fairfield at Connecticut (GP) 7:30 p.m.

BIG EAST Composite Schedule

Fri.	30	Monmouth Tournament (West Long Branch, N.J.) Villanova vs. Monmouth/Norfolk State 2/4:00 p.m. Saint Peter's Holiday Classic (Jersey City, N.J.) USF vs. Saint Peter's/Binghamton 5:00 p.m. 35th Annual Blue Sky Classic (Hanover, N.H.) Georgetown vs. Vermont 5:00 p.m. Notre Dame at Mercer 7:00 p.m. Rutgers at George Washington 7:00 p.m. Seton Hall at Memphis 8:00 p.m.
Sat.	31	Marquette at Toledo Noon Colgate at Syracuse Noon Lafayette at Pittsburgh 1:00 p.m. Hartford at Providence 1:00 p.m. Elon at West Virginia 2:00 p.m. Northern Illinois at DePaul 3:00 p.m. Boston University at St. John's 3:00 p.m.

JANUARY

Tue.	3	PITTSBURGH at VILLANOVA 7:00 p.m. USF at CINCINNATI 7:00 p.m. DE PAUL at GEORGETOWN 7:00 p.m. MARQUETTE at LOUISVILLE 7:00 p.m. SYRACUSE at RUTGERS 9:00 p.m.
Wed.	4	NOTRE DAME at SETON HALL 7:00 p.m. PROVIDENCE at ST. JOHN'S 7:00 p.m. WEST VIRGINIA at CONNECTICUT (XL) 7:00 p.m.
Sat.	7	CINCINNATI at RUTGERS 2:00 p.m. DE PAUL at PROVIDENCE 2:00 p.m. SYRACUSE at PITTSBURGH 2:00 p.m. CONNECTICUT at NOTRE DAME 4:00 p.m. GEORGETOWN at USF (BMS) 7:00 p.m. VILLANOVA at WEST VIRGINIA 7:00 p.m. SETON HALL at MARQUETTE 8:00 p.m.
Sun.	8	LOUISVILLE at ST. JOHN'S 1:30 p.m.
Tue.	10	RUTGERS at PITTSBURGH 7:00 p.m. SETON HALL at WEST VIRGINIA 7:00 p.m. PROVIDENCE at CONNECTICUT (XL) 7:00 p.m. NOTRE DAME at GEORGETOWN 7:00 p.m. VILLANOVA at MARQUETTE 9:00 p.m.
Wed.	11	ST. JOHN'S at SYRACUSE 7:00 p.m. USF at LOUISVILLE 7:00 p.m.
Sat.	14	WEST VIRGINIA at PROVIDENCE 2:00 p.m. LOUISVILLE at RUTGERS 2:00 p.m. CONNECTICUT at VILLANOVA 2:00 p.m. NOTRE DAME at CINCINNATI 3:00 p.m. USF at SETON HALL 4:00 p.m. PITTSBURGH at DE PAUL 8:00 p.m.
Sun.	15	SYRACUSE at GEORGETOWN Noon MARQUETTE at ST. JOHN'S (MSG) 2:30 p.m.
Mon.	16	North Carolina at Connecticut (GP) 7:00 p.m.
Tue.	17	PITTSBURGH at NOTRE DAME 7:00 p.m. Chesapeake Energy Capital Classic (Charleston, W.Va.) West Virginia vs. Marshall 7:00 p.m. Penn at Villanova 7:00 p.m. DE PAUL at USF (BMS) 7:00 p.m. RUTGERS at ST. JOHN'S 7:00 p.m. GEORGETOWN at MARQUETTE 9:00 p.m.
Wed.	18	PROVIDENCE at LOUISVILLE 7:00 p.m.
Thurs.	19	CINCINNATI at CONNECTICUT (GP) 7:30 p.m.
Sat.	21	VILLANOVA at NOTRE DAME 1:00 p.m. WEST VIRGINIA at PITTSBURGH 2:00 p.m. ST. JOHN'S at CINCINNATI 2:00 p.m. RUTGERS at USF (BMS) 7:00 p.m. CONNECTICUT at DE PAUL 8:00 p.m.

Sun.	22	PROVIDENCE at MARQUETTE 8:00 p.m. SYRACUSE at SETON HALL 2:00 p.m. LOUISVILLE at GEORGETOWN 5:00 p.m.
Mon.	23	Tennessee at Notre Dame 7:00 p.m.
Tues.	24	CINCINNATI at VILLANOVA 7:00 p.m. GEORGETOWN at WEST VIRGINIA 7:00 p.m. DE PAUL at RUTGERS 7:00 p.m.
Wed.	25	CONNECTICUT at SYRACUSE 7:00 p.m. SETON HALL at USF (BMS) 7:00 p.m.
Sat.	28	NOTRE DAME at ST. JOHN'S Noon USF at CONNECTICUT (XL) 1:00 p.m. VILLANOVA at LOUISVILLE 2:00 p.m. PITTSBURGH at PROVIDENCE 2:00 p.m. DE PAUL at SETON HALL 2:00 p.m. CINCINNATI at SYRACUSE 4:00 p.m. MARQUETTE at WEST VIRGINIA 7:00 p.m.
Sun.	29	RUTGERS at GEORGETOWN 1:30 p.m.
Mon.	30	Connecticut at Duke 7:00 p.m.
Tue.	31	ST. JOHN'S at PITTSBURGH 7:00 p.m. SYRACUSE at PROVIDENCE 7:00 p.m. SETON HALL at VILLANOVA 7:00 p.m. NOTRE DAME at RUTGERS 7:00 p.m. LOUISVILLE at DE PAUL 9:00 p.m.

FEBRUARY

Wed.	1	WEST VIRGINIA at USF (BMS) 7:00 p.m. CINCINNATI at MARQUETTE 8:00 p.m.
Sat.	4	USF at SYRACUSE 1:00 p.m. PROVIDENCE at VILLANOVA 2:00 p.m. GEORGETOWN at CINCINNATI 2:00 p.m. ST. JOHN'S at SETON HALL 2:00 p.m. LOUISVILLE at WEST VIRGINIA 4:00 p.m. RUTGERS at CONNECTICUT (GP) 7:00 p.m. PITTSBURGH at MARQUETTE 8:00 p.m.
Sun.	5	DE PAUL at NOTRE DAME 1:00 p.m.
Tue.	7	NOTRE DAME at SYRACUSE 7:00 p.m. CINCINNATI at PROVIDENCE 7:00 p.m. CONNECTICUT at LOUISVILLE 7:00 p.m.
Wed.	8	USF at ST. JOHN'S 11:30 a.m. SETON HALL at GEORGETOWN 7:00 p.m. VILLANOVA at DE PAUL 8:00 p.m.
Sat.	11	PITTSBURGH at CINCINNATI 2:00 p.m. SETON HALL at PROVIDENCE 2:00 p.m. SYRACUSE at LOUISVILLE 2:00 p.m. GEORGETOWN at CONNECTICUT (GP) 4:00 p.m. VILLANOVA at USF (BMS) 7:00 p.m.
Sun.	12	MARQUETTE at DE PAUL 2:30 p.m. WEST VIRGINIA at NOTRE DAME 3:30 p.m. ST. JOHN'S at RUTGERS 5:00 p.m.
Mon.	13	Connecticut at Oklahoma 9:00 p.m.
Tue.	14	LOUISVILLE at PITTSBURGH 7:00 p.m. PROVIDENCE at NOTRE DAME 7:00 p.m. USF at MARQUETTE 7:00 p.m. GEORGETOWN at VILLANOVA 7:00 p.m.
Wed.	15	RUTGERS at WEST VIRGINIA 7:00 p.m.
Sat.	18	RUTGERS at VILLANOVA Noon MARQUETTE at SYRACUSE 2:00 p.m. CINCINNATI at SETON HALL 2:00 p.m. PROVIDENCE at GEORGETOWN 2:00 p.m. DE PAUL at WEST VIRGINIA 4:00 p.m. ST. JOHN'S at CONNECTICUT (GP) 7:00 p.m. PITTSBURGH at USF (BMS) 7:00 p.m.
Mon.	20	NOTRE DAME at LOUISVILLE 2:00 p.m.
Tue.	21	CONNECTICUT at PITTSBURGH 7:00 p.m.

		MARQUETTE at CINCINNATI 7:00 p.m. WEST VIRGINIA at ST. JOHN'S 7:00 p.m. SETON HALL at RUTGERS 7:30 p.m. SYRACUSE at DE PAUL 9:00 p.m.
Sat.	25	DE PAUL at LOUISVILLE Noon GEORGETOWN at SYRACUSE 1:00 p.m. RUTGERS at PROVIDENCE 2:00 p.m. SETON HALL at PITTSBURGH 2:00 p.m. USF at NOTRE DAME 2:00 p.m. WEST VIRGINIA at CINCINNATI 2:00 p.m. CONNECTICUT at MARQUETTE 3:00 p.m. VILLANOVA at ST. JOHN'S 3:00 p.m. ST. JOHN'S at GEORGETOWN 4:00 p.m. PROVIDENCE at USF (BMS) 7:00 p.m. SYRACUSE at VILLANOVA 7:00 p.m. LOUISVILLE at SETON HALL 7:00 p.m. PITTSBURGH at WEST VIRGINIA 7:00 p.m. MARQUETTE at RUTGERS 7:30 p.m. CINCINNATI at DE PAUL 8:00 p.m. NOTRE DAME at CONNECTICUT (XL) 9:00 p.m.
Mon.	27	
Fri.	2	BIG EAST Championship First Round (Hartford, Conn.) TBD Noon TBD 2:00 p.m. TBD 6:00 p.m. TBD 8:00 p.m.
Sat.	3	BIG EAST Championship Second Round (Hartford, Conn.) TBD Noon TBD 2:00 p.m. TBD 6:00 p.m. TBD 8:00 p.m.
Sun.	4	BIG EAST Championship Quarterfinals (Hartford, Conn.) TBD Noon TBD 2:00 p.m. TBD 6:00 p.m. TBD 8:00 p.m.
Mon.	5	BIG EAST Championship Semifinals (Hartford, Conn.) TBD 6:00 p.m. TBD 8:00 p.m.
Tues.	6	BIG EAST Championship Final (Hartford, Conn.) TBD 7:00 p.m.

BC - Bradley Center (Milwaukee, Wis.)

BMSC - Bob Martinez Sports Center (Univ. of Tampa - Tampa, Fla.)


GP - Gampel Pavilion (Storrs, Conn.)

MSG - Madison Square Garden (New York, N.Y.)

RC - USF Recreational Center (Tampa, Fla.)

XL - XL Center (Hartford, Conn.)





NOTRE DAME FIGHTING IRISH

2011-12 WOMEN'S BASKETBALL

Jacqueline Batteast ranks among the top five on 16 of Notre Dame's career statistical charts, including points (fourth), rebounds (fourth) and blocked shots (third).

RECORDS

Team Single-Game Records

POINTS

Most Points, Game

1.	113	vs. Liberty	11/24/89
2.	111	vs. West Virginia	1/7/99
3.	109	vs. Providence	1/24/98
	109	vs. Marquette	12/21/90
5.	107	vs. Cleveland State	11/26/02
	107	vs. Xavier	2/9/85
7.	104	at Georgetown	1/19/08
	104	vs. Xavier	2/8/86
9.	103	vs. West Virginia	1/9/97
10.	102	vs. Arkansas-Pine Bluff	11/15/09
	102	at Boston College	11/23/08

Most Consecutive Points: 36 vs. Southeast Missouri State on Jan. 2, 2011

Most Consecutive Points (start of game): 36 vs. Southeast Missouri State on Jan. 2, 2011

Most Points, Home Game

1.	111	vs. West Virginia	1/7/99
2.	109	vs. Providence	1/24/98
	109	vs. Marquette	12/21/90
4.	107	vs. Cleveland State	11/26/02
	107	vs. Xavier	2/9/85
6.	104	vs. Xavier	2/8/86
7.	102	vs. Arkansas-Pine Bluff	11/15/09
8.	103	vs. West Virginia	1/9/97
9.	101	vs. Illinois	11/24/98
10.	100	vs. Oakland	12/9/87

Most Points, Road Game

1.	104	at Georgetown	1/19/08
2.	102	at Boston College	11/23/08
3.	99	at Detroit	2/15/90
4.	97	at Providence	1/30/99
	97	at Providence	2/16/97
	97	at Saint Louis	1/31/91
7.	94	at Valparaiso	12/20/10
	94	at Central Michigan	11/20/07
	94	at Syracuse	1/26/99
	94	at Western Michigan	12/2/85

Most Points, Losing Effort

1.	93	vs. Northwestern State	3/24/95
2.	87	at DePaul	1/16/95
	87	vs. Alabama	12/3/94
4.	86	at Xavier	2/6/92
	86	at Georgia	12/8/91
	86	at Detroit	2/11/87
7.	84	vs. Texas A&M	12/3/95
8.	83	vs. UCLA	11/18/10
9.	82	vs. Tennessee	1/12/92
10.	81	vs. Connecticut	12/8/98

Most Points, Both Teams

1.	201	vs. West Virginia	1/7/99
2.	196	vs. Northwestern State	3/24/95
3.	194	vs. Illinois	12/24/98
4.	192	vs. Alabama	12/3/94
5.	190	at Georgetown	1/19/08
	190	at Xavier	2/6/92
7.	187	vs. Connecticut	12/8/98
8.	186	vs. Nebraska	2/25/82
9.	185	vs. North Carolina	12/4/99
	185	at Loyola (Ill.)	2/18/89

Most Points, Half

1.	62 (2nd)	vs. West Virginia	1/9/97
2.	61 (1st)	vs. Cleveland State	11/26/02
3.	58 (1st)	vs. Arkansas-Pine Bluff	11/15/09
	58 (2nd)	vs. West Virginia	1/7/99
	58 (2nd)	vs. Providence	1/24/98

6.	57 (1st)	vs. Arizona	11/20/00
	57 (2nd)	vs. North Carolina	12/4/99
	57 (2nd)	vs. Loyola (Ill.)	2/20/85
9.	56 (2nd)	at Georgetown	1/19/08
	56 (1st)	vs. Marquette	1/3/87
	56 (1st)	vs. Oakland	12/9/87

Fewest Points, Game

1.	34	vs. San Diego State	3/21/81
2.	38	vs. Villanova	1/24/04
3.	39	vs. Villanova	3/9/03
	39	vs. Louisiana Tech	2/11/83
5.	40	vs. Virginia	2/22/81
6.	41	at Seton Hall	3/1/05
	41	vs. Purdue	12/4/92
	41	at Marquette	2/3/78
9.	42	vs. Valparaiso	11/18/01
10.	43	three times (MR: at Rutgers)	1/24/06

Fewest Points, Home Game

1.	38	vs. Villanova	1/24/04
2.	39	vs. Louisiana Tech	2/11/83
3.	41	vs. Purdue	12/4/92
4.	42	vs. Valparaiso	11/18/01
5.	45	vs. Villanova	2/26/02
	45	vs. UCLA	12/5/81
7.	46	vs. Colorado State	12/23/02
	46	vs. Marquette	2/2/80
8.	48	four times (MR: vs. Michigan State)	12/13/89

Fewest Points, Road Game

1.	41	at Seton Hall	3/1/05
	41	at Marquette	2/3/78
3.	43	at Rutgers	1/24/06
	43	at Tennessee	2/20/89
5.	45	at Seton Hall	2/8/04
	45	at Michigan State	2/26/81
7.	46	at Connecticut	1/16/10
	46	at DePaul	1/21/84
9.	47	at Connecticut	1/27/07
10.	48	four times (MR: at Villanova)	1/24/09

Fewest Points, Winning Effort

1.	38	vs. Villanova	1/24/04
2.	41	at Seton Hall	3/1/05
3.	42	vs. Valparaiso	11/18/01
4.	46	vs. Colorado State	12/23/02
5.	48	vs. Valparaiso	12/3/77
6.	48	at Illinois State	2/19/83
7.	49	at Maryland	1/9/85
	49	at IPFW	1/24/79
9.	50	three times (MR: at Marquette)	12/19/04

Fewest Points, Both Teams

1.	74	vs. Villanova	1/24/04
2.	76	at Seton Hall	3/1/05
3.	77	vs. Valparaiso	11/18/01
4.	86	vs. Marquette	1/10/82
5.	89	vs. Villanova	3/9/03
	89	at Maryland	1/9/85
	89	vs. Valparaiso	12/3/77
8.	90	at IPFW	1/24/79
9.	91	vs. Colorado State	12/23/02
10.	93	vs. Grace	1/31/78

Fewest Points, Half

1.	11 (1st)	at West Virginia	1/13/08
2.	12 (1st)	vs. Virginia	2/22/81
3.	13 (1st)	vs. Villanova	3/9/03

4.	14 (1st)	vs. Tennessee	12/31/05
5.	15 (1st)	at St. John's	3/3/08
	15 (1st)	at Louisville	1/14/06
	15 (1st)	at Seton Hall	3/1/05
	15 (1st)	at Boston College	2/15/05
9.	16	six times (MR: 1st vs. Virginia Tech)	1/10/04

Largest Margin of Victory

1.	78	vs. Liberty	11/24/89
2.	76	vs. Southeast Missouri	1/2/11
3.	66	vs. IUPUI	11/26/10
4.	63	vs. Morehead State	11/15/10
	63	vs. Butler	2/28/85
	63	vs. Saint Mary's (Ind.)	12/8/81
7.	59	vs. Charlotte	12/20/09
8.	57	at Valparaiso	2/21/82
9.	56	vs. Georgetown	3/4/01
	56	vs. Seton Hall	1/31/98

Largest Margin of Defeat

1.	76	vs. South Carolina	1/31/81
2.	55	at Tennessee	2/20/89
3.	42	vs. Louisiana Tech	2/11/83
4.	40	vs. Miami (Ohio)	1/17/81
5.	39	vs. Tennessee	3/17/02
6.	37	vs. San Diego State	3/21/81
7.	35	vs. Tennessee	1/7/94
	35	at Tennessee	2/14/87
	35	vs. Illinois	2/28/81
10.	34	vs. Northeast Missouri	1/12/80

FIELD GOALS

Most Field Goals Made

1.	44	vs. Marquette	1/21/90 (73 att.)
	44	vs. Liberty	2/24/89 (64)
	44	vs. Butler	2/28/85 (69)
4.	43	vs. Detroit	2/15/90 (72)
5.	42	vs. Ark.-Pine Bluff	11/15/09 (79)
	42	at Boston College	11/23/08 (65)
	42	vs. Cleveland State	1/26/02 (70)
	42	vs. Marquette	1/31/87 (70)
	42	vs. Saint Mary's (Ind.)	12/8/81 (77)

Most Field Goals Attempted

1.	97	vs. Grace	1/31/78 (31 made)
2.	93	vs. IPFW	1/24/78 (31)
3.	91	vs. Clark	11/11/78 (31)
4.	88	vs. Saint Louis	2/19/91 (39)
	88	vs. Concordia	12/6/80 (35)
6.	85	vs. Chicago State	1/13/79 (36)
7.	84	at Connecticut	3/4/97 (32)
	84	vs. Chicago State	1/11/80 (30)
9.	83	vs. Cleveland State	2/16/95 (36)
	83	vs. Goshen	1/10/79 (27)

Highest Field Goal Percentage (min. 40 attempts)

1.	.702 (40-57)	vs. Xavier	2/9/85
2.	.684 (39-57)	at Xavier	1/25/90
3.	.680 (34-50)	vs. Boston College	2/12/97
4.	.673 (37-55)	at Detroit	3/6/90
5.	.672 (39-58)	vs. Xavier	2/8/86
6.	.646 (42-65)	at Boston College	11/23/08
7.	.644 (29-45)	vs. SMU	1/17/82
8.	.643 (36-56)	vs. Marquette	3/13/08
9.	.642 (34-53)	at Saint Louis	1/14/89
10.	.641 (41-64)	at Cleveland State	2/17/86



Brittany Mallory had five of Notre Dame's record-setting 36 steals in the 2010-11 season opener against New Hampshire.

3-POINT FIELD GOALS

Most 3-Point Field Goals Made

1.	13	at Miami (Fla.)	1/2/02 (24 att.)
1.	13	vs. St. John's	2/28/98 (20)
3.	11	at Valparaiso	11/17/00 (19)
3.	11	vs. St. John's	1/23/99 (25)
11		vs. Miami (Fla.)	1/8/98 (20)
11		at Pittsburgh	2/17/96 (20)
7.	10	eight times	
		(MR: at Syracuse	1/30/10 (29))

Most 3-Point Field Goals Attempted

1.	29	at Syracuse	1/30/10 (10 made)
2.	28	vs. Army	11/26/01 (10)
3.	26	vs. Syracuse	3/3/02 (10)
4.	25	vs. Michigan State	11/29/08 (8)
4.	25	vs. Michigan	12/2/01 (8)
25		at Rutgers	2/13/99 (8)
25		vs. St. John's	1/23/99 (11)
25		vs. Toledo	12/2/98 (8)
9.	24	at Seton Hall	1/20/99 (10)
10.	23	vs. Southwest Missouri	3/21/04 (4)
	23	at Syracuse	1/26/99 (7)

Highest 3-Point Percentage (min. 5 attempts)

1.	1,000 (5-5)	vs. Duke	11/17/04
2.	875 (7-8)	at Boston College	11/23/08
3.	857 (6-7)	vs. Illinois-Chicago	11/27/93
	857 (6-7)	vs. Xavier	1/29/91
5.	833 (5-6)	at Central Florida	11/25/89
6.	800 (4-5)	vs. USC	12/27/99
	800 (4-5)	at Georgetown	2/10/96
	800 (4-5)	vs. Georgetown	12/30/92
9.	.769 (10-13)	at Rutgers	2/19/00
10.	.750 (6-8)	three times	
		(MR: vs. Purdue	1/16/05)

Most Consecutive Games with a 3-Point Field Goal:
93 (Feb. 12, 1997-Jan. 22, 2000)

FREE THROWS

Most Free Throws Made

1.	37	vs. Wake Forest	11/27/10 (43 att.)
2.	33	vs. West Virginia	2/4/07 (39)
33		vs. George Washington	3/19/00 (45)
33		vs. Marquette	2/20/88 (42)
5.	32	vs. Purdue	12/10/97 (40)
6.	31	vs. West Virginia	1/7/99 (39)
31		vs. Illinois	11/24/98 (43)
31		at Marquette	12/9/89 (36)
9.	30	at South Florida	2/17/09 (35)
30		vs. Pittsburgh	2/26/03 (37)
30		at Valparaiso	12/4/02 (40)

Most Free Throws Attempted

1.	46	vs. Xavier	2/8/86 (26 made)
	46	vs. Connecticut	1/15/01 (26)
3.	45	vs. George Washington	3/19/00 (33)
4.	43	vs. Wake Forest	11/27/10 (37)
	43	vs. Illinois	11/24/98 (31)
	43	vs. Georgetown	2/18/98 (28)
7.	42	vs. Marquette	2/20/88 (33)
8.	41	at South Florida	2/5/11 (28)
9.	40	at Eastern Michigan	12/2/08 (25)
	40	at Valparaiso	12/4/02 (30)
	40	vs. Purdue	12/10/97 (32)

Highest Free Throw Percentage (min. 10 attempts)

1.	1,000 (18-18)	at Valparaiso	11/30/04
2.	960 (24-25)	vs. Marquette	12/1/93
3.	950 (19-20)	at St. John's	1/14/03
4.	944 (17-18)	vs. Villanova	1/16/08
5.	938 (15-16)	vs. Connecticut	1/27/08
	938 (15-16)	vs. La Salle	2/17/94
	933 (14-15)	at Evansville	2/2/91
8.	929 (13-14)	at USC	1/3/85
	929 (26-28)	vs. Marquette	2/13/08
10.	920 (23-25)	at La Salle	1/15/94

REBOUNDS

Most Rebounds

1.	74	vs. IPFW	1/24/78
2.	67	vs. Duke	11/21/98
	67	at Georgetown	12/30/93
	67	vs. Grace	1/31/78
5.	66	vs. Southeast Missouri	1/2/11
6.	65	vs. Cleveland State	1/20/87
7.	64	vs. Chicago State	1/11/80
8.	62	vs. Alcorn State	3/17/01
	62	vs. Clark	11/11/78
10.	60	vs. Army	11/26/01
	60	vs. Marquette	12/21/90
	60	at Saint Mary's (Ind.)	1/27/79

ASSISTS

Most Assists

1.	38	vs. Marquette	12/21/90
2.	34	vs. Detroit	2/15/90
	34	vs. Marquette	1/31/87
4.	32	vs. Michigan State	12/11/99
5.	31	vs. Arkansas-Pine Bluff	11/15/09
	31	vs. Arizona	11/20/00
7.	30	vs. Evansville	11/26/90
8.	29	vs. Illinois State	11/13/04
	29	at Loyola (Ill.)	2/4/95
	29	at Loyola (Ill.)	3/11/89

BLOCKED SHOTS

Most Blocked Shots

1.	18	at Bradley	2/18/83
2.	16	vs. Boston College	2/10/02
3.	13	vs. Marquette	12/22/01
	13	at St. John's	1/9/01
5.	12	vs. Michigan State	12/2/04
	12	vs. Georgetown	1/29/00
	12	at Marquette	12/13/85
	12	vs. Pacific Lutheran	3/12/80
9.	11	six times	
		(MR: vs. Purdue	4/1/01)

STEALS

Most Steals

1.	36	vs. New Hampshire	11/12/10
2.	29	at Saint Louis	1/31/91
	29	vs. Xavier	2/9/85
4.	27	vs. Grace	1/31/78
5.	26	vs. Morehead State	11/15/10
6.	24	at Valparaiso	12/20/10
	24	vs. Charlotte	12/20/09
	24	vs. Saint Louis	2/11/89
9.	23	vs. IU/PUI	11/26/10
	23	vs. Wisconsin-Milwaukee	1/28/95
	23	vs. St. Francis (Ill.)	12/4/82

TURNOVERS

Fewest Turnovers

1.	3	at Maryland	11/16/07
2.	6	at DePaul	2/12/06
	6	vs. Toledo	12/19/88
4.	7	vs. Virginia Tech	1/26/02
5.	8	vs. Evansville	11/19/08
	8	at Villanova	2/13/07
8		vs. Boston College	3/19/06
8		vs. Seton Hall	1/2/05
8		vs. Marquette	2/3/79
8		vs. Clark	11/11/78

Most Turnovers

1.	50	vs. Michigan	12/8/79
2.	42	at Michigan State	12/21/95
3.	41	vs. Purdue	12/4/92
4.	40	at Georgia	12/8/91
5.	38	at Michigan State	2/26/81
6.	37	at South Carolina	2/20/82
	37	at Illinois	2/16/82
8.	36	vs. Miami (Ohio)	1/17/81
	36	vs. SIU-Edwardsville	1/11/80
	36	at Valparaiso	1/22/79

FOULS

Most Fouls

1.	35	vs. Hawaii	3/22/81
2.	34	at St. Joseph's (Ind.)	2/17/81
3.	33	at South Florida	1/13/07
	33	vs. IPFW	1/24/78
5.	32	at Wisconsin	12/8/97
	32	at Dayton	2/23/89
7.	31	vs. Butler	1/22/94
	31	vs. St. Joseph's (Ind.)	1/16/80
9.	30	at Duke	11/22/97
	30	vs. Tennessee	1/7/94
	30	vs. Wisconsin	12/4/93

Individual Single-Game Records



More than 20 years later, Karen Robinson still holds the Notre Dame record for field goal accuracy in a single game, going a perfect 12-for-12 at Saint Louis on Jan. 14, 1989.

POINTS

Most Points

1.	41	Ruth Riley at Providence	1/30/99
2.	40	Katryna Gaither vs. Ohio	11/29/96
3.	36	Ruth Riley vs. Miami (Fla.)	2/22/00
36		Ruth Riley vs. Providence	1/10/99
36		Beth Morgan vs. Alabama	3/22/97
6.	35	Charel Allen vs. Oklahoma	3/25/08
7.	34	Katryna Gaither vs. Syracuse	1/10/96
34		Beth Morgan vs. Texas A&M	12/3/95
34		Katryna Gaither vs. Cleveland State	1/9/95
10.	33	Michelle Marciniak at Georgia	12/8/91

FIELD GOALS

Most Field Goals Made

1.	18	Ruth Riley at Providence	1/30/99 (22 att.)
2.	17	Katryna Gaither vs. Ohio	11/29/96 (22)
3.	16	Katryna Gaither vs. Providence	1/14/96 (22)
16		Katryna Gaither vs. Cleveland State	1/9/95 (20)
5.	15	Michelle Marciniak at Georgia	12/8/91 (21)
6.	14	eight times	
		(MR: Charel Allen vs. St. John's	1/16/07 (19))

Most Field Goals Attempted

1.	31	Beth Morgan at Connecticut	3/4/97
2.	30	Shari Matvey vs. Chicago State	1/11/80
3.	28	Shari Matvey at Michigan State	2/26/81
4.	26	Katryna Gaither at Cleveland State	2/16/95
26		Trena Keys at Rutgers	1/9/86
6.	25	Jacqueline Bateast vs. Michigan State	12/2/04
25		Beth Morgan at Purdue	12/5/96
25		Letitia Bowen vs. Butler	3/4/93
25		Carol Lally at Northern Illinois	1/12/79
25		Carol Lally vs. Northern Illinois	2/11/78

Highest Field Goal Percentage (min. 7 attempts)

1.	1.000 (12-12)	Karen Robinson at Saint Louis	1/14/89
2.	1.000 (9-9)	Crystal Erwin vs. Washington	12/11/04
	1.000 (9-9)	Sandy Botham vs. Evansville	2/28/86
4.	1.000 (8-8)	Rosanne Bohman at Texas	3/17/97
	1.000 (8-8)	Annie Schwartz at Loyola (Ill.)	11/28/87
6.	1.000 (7-7)	seven times	
		(MR: Teresa Borton vs. West Virginia	2/1/03)

3-POINT FIELD GOALS

Most 3-Point Field Goals Made

1.	8	Sheila McMillen vs. St. John's	2/28/98 (12 att.)
2.	7	Alicia Ratay at Providence	2/16/03 (9)
7		Alicia Ratay vs. Syracuse	3/3/02 (14)
7		Alicia Ratay at Miami (Fla.)	1/2/02 (9)
7		Alicia Ratay at Rutgers	2/19/00 (7)
6.	6	nine times	
		(MR: Brittany Mallory vs. Oklahoma	3/26/11 (10))

Most 3-Point Field Goals Attempted

1.	15	Sheila McMillen vs. St. John's	1/23/99 (6 made)
2.	14	Alicia Ratay vs. Syracuse	3/3/02 (7)
14		Sheila McMillen vs. Syracuse	2/17/99 (6)
14		Sheila McMillen at Rutgers	2/13/99 (6)
5.	13	Sheila McMillen vs. West Virginia	1/7/99 (5)
13		Sheila McMillen vs. Toledo	12/2/98 (6)
7.	12	Ashley Barlow at Syracuse	1/30/10 (4)
12		Sheila McMillen at Rutgers	3/1/99 (5)
12		Sheila McMillen vs. St. John's	2/28/98 (8)
10.	11	six times	
		(MR: Megan Duffy vs. Iona	11/29/05 (3))

Highest 3-Point Percentage (min. 4 attempts)

1.	1.000 (7-7)	Alicia Ratay at Rutgers	2/19/00
	1.000 (5-5)	Sheila McMillen vs. Connecticut	12/8/98
	1.000 (4-4)	Niele Ivey vs. Wisconsin	11/22/00
	1.000 (4-4)	Beth Morgan at Boston College	1/1/97
	1.000 (4-4)	Sherri Orlosky at Evansville	2/12/94
	1.000 (4-4)	Audrey Gomez vs. Dayton	2/13/93
	1.000 (4-4)	Coquese Washington vs. Xavier	1/29/91
	1.000 (4-4)	Coquese Washington at Loyola (Ill.)	2/6/90
9.	.857 (6-7)	Sheila McMillen at UCLA	11/30/97
	.857 (6-7)	Lisa Kuhns at Marquette	2/20/88

FREE THROWS

Most Free Throws Made

1.	18	Ruth Riley vs. Miami (Fla.)	2/22/00 (23 att.)
2.	15	Beth Morgan vs. Georgetown	1/25/97 (16)
15		Krisi Davis at Butler	1/7/91 (16)
4.	14	Beth Morgan at Texas	3/17/97 (18)
5.	13	Ashley Barlow vs. Prairie View	12/28/06 (13)
13		Ruth Riley vs. Connecticut	1/15/01 (13)
7.	12	five times	
		(MR: Charel Allen vs. Oklahoma	3/25/08 (12))

Most Free Throws Attempted

1.	23	Ruth Riley vs. Miami (Fla.)	2/22/00 (18 made)
2.	18	Beth Morgan at Texas	3/17/97 (14)
18		Janice Crowe vs. Concordia	12/6/80 (9)
4.	16	Courtney LaVere at Villanova	1/25/03 (12)
16		Beth Morgan vs. Georgetown	1/25/97 (15)
16		Krisi Davis at Butler	1/7/91 (15)
16		Trena Keys at Dayton	2/5/85 (12)
8.	15	Sandy Botham at Northern Illinois	3/9/88 (9)
9.	14	seven times	
		(MR: Le'Tania Severe at Valparaiso	12/4/02 (11))

Highest Free Throw Percentage (min. 10 attempts)

1.	1.000 (13-13)	Ashley Barlow vs. Prairie View	12/28/06
	1.000 (13-13)	Ruth Riley vs. Connecticut	1/15/01
	1.000 (12-12)	Charel Allen vs. Oklahoma	3/25/08
	1.000 (12-12)	Kelley Siemon at UCLA	11/30/97
	1.000 (10-10)	eight times	
		(MR: Jacqueline Bateast vs. Villanova	1/24/04)

REBOUNDS

Most Rebounds

1.	22	Jane Polittski vs. Goshen	2/13/78
2.	21	Jane Polittski at Marion	2/16/79
21		Jane Polittski at Indiana Tech	2/15/78
4.	20	Heidi Bunk at DePaul	1/20/88

20	Jane Politiski vs. Vincennes	3/4/78
6. 19	Jane Politiski vs. Saint Mary's (Ind.)	2/20/78
7. 18	seven times	
	(MR: Erica Williamson at South Florida	1/13/07)

ASSISTS

Most Assists

1.	17	Mary Gavin vs. Marquette	2/28/87
2.	15	Mary Gavin vs. Northern Illinois	12/15/85
3.	14	Mary Gavin vs. Marquette	1/31/87
4.	13	eight times	
		(MR: Niele Ivey vs. North Carolina	12/4/99)

BLOCKED SHOTS

Most Blocked Shots

1.	11	Amanda Barksdale vs. Boston College	2/10/02
2.	8	Amanda Barksdale vs. Marquette	12/22/01
8		Ruth Riley vs. Duke	11/21/98
8		Shari Matvey at Wisconsin-La Crosse	3/15/80
5.	7	seven times	
		(MR: Amanda Barksdale vs. USC	12/9/01)

STEALS

Most Steals

1.	10	Mary Gavin vs. Marquette	1/31/87
2.	8	Ashley Barlow vs. Cincinnati	1/31/09
8		Le'Tania Severe vs. Georgetown	2/5/03
8		Coquese Washington vs. Stanford	11/24/91
8		Karen Robinson at Xavier	2/25/89
8		Mary Gavin vs. Montana	12/31/86
8		Mary Beth Schueth vs. Xavier	2/9/84
8.	7	22 times	
		(MR: Natalie Novosel vs. New Hampshire	11/12/10)

TRIPLE-DOUBLES

Mary Gavin vs. Marquette
(11 pts., 14 asst., 10 stls.) – Jan. 31, 1987
Sara Liebscher vs. Detroit
(17 pts., 12 rebs., 10 asst.) – Feb. 15, 1990
Current players listed in **boldface**



Charel Allen's 35-point outburst in the second round of the 2008 NCAA Championship against Oklahoma included a perfect 12-for-12 performance at the free throw line.



On a December afternoon in 2004, Crystal Erwin earned a spot in Notre Dame history, tying Sandy Botham's arena record by going 9-for-9 from the floor and scoring a career-high 24 points in a victory over Washington.

POINTS

Most Points, Individual

1. 36	Ruth Riley vs. Miami (Fla.)	2/22/00
36	Ruth Riley vs. Providence	1/10/99
3. 34	Katryna Gailther vs. Cleveland State	1/9/95
34	Katryna Gailther vs. Syracuse	1/10/96
5. 32	four times (MR: Megan Duffy vs. Marquette)	1/10/06

Most Points, Team

1. 111	vs. West Virginia	1/7/99
2. 109	vs. Providence	1/24/98
109	vs. Marquette	12/21/90
4. 107	vs. Cleveland State	11/26/02
107	vs. Xavier	2/9/85

Fewest Points, Team

1. 38	vs. Villanova	1/24/04
2. 39	vs. Louisiana Tech	2/11/83
3. 41	vs. Purdue	12/4/92
4. 42	vs. Valparaiso	11/18/01
5. 45	twice (MR: vs. Villanova)	2/26/02

Most Points, Opponent Individual

1. 35	Shelly Pennefather (Villanova)	2/11/84
2. 34	Aisha Jefferson (Michigan State)	11/29/08
34	Debra Powell (Nebraska)	2/25/82
4. 32	Nadine Malcolm (Providence)	12/7/96
32	Cornelia Gayden (LSU)	12/19/93

Most Points, Opponent Team

1. 124	South Carolina	1/31/81
2. 106	Connecticut	12/8/98
3. 105	Tennessee	1/7/94
4. 98	Nebraska	2/25/82
5. 93	twice (MR: Illinois)	11/24/98

Fewest Points, Opponent Team

1. 21	Southeast Missouri State	1/2/11
2. 25	Grace	1/31/78
3. 28	Morehead State	11/15/10
4. 29	IUPUI	11/26/10
29	Saint Mary's (Ind.)	12/8/81

FIELD GOALS

Most Field Goals Made

1. 16	Katryna Gailther vs. Cleveland State	1/9/95 (20 att.)
2. 14	Charel Allen vs. St. John's	1/16/07 (19)
14	Trena Keys vs. Northern Illinois	12/15/85 (19)
14	Shari Matvey vs. Mount St. Joseph	1/26/80 (19)
5. 13	twice (MR: Skylar Diggins vs. Vermont)	3/23/10 (211)

Most Field Goals Made, Team

1. 44	vs. Marquette	12/21/90 (73 att.)
44	vs. Butler	2/28/85 (69)
3. 43	vs. Detroit	2/15/90 (72)
4. 42	three times (MR: vs. Arkansas-Pine Bluff)	11/15/09 (79)

Most Field Goals Made, Opponent Individual

1. 17	Shelly Pennefather (Villanova)	2/11/84 (24 att.)
2. 14	Aisha Jefferson (Michigan State)	1/29/08 (28)
3. 13	four times (MR: Kara Wolters (Connecticut))	1/18/96 (18)

Most Field Goals Made, Opponent Team

1. 55	South Carolina	1/31/81 (82 att.)
2. 40	Nebraska	2/25/82 (77)
3. 39	Tennessee	2/3/88 (63)
39	Miami (Ohio)	1/17/81 (63)
5. 38	Connecticut	12/8/98 (68)

Most Field Goals Attempted

1. 25	Jacqueline Batteast vs. Michigan St.	12/2/04 (6 made)
25	Letitia Bowen vs. Butler	3/4/93 (9)
25	Carol Lally vs. Northern Illinois	1/11/78 (9)
4. 23	three times (MR: Jacqueline Batteast vs. Ohio State)	11/20/04 (11)

Most Field Goals Attempted, Team

1. 97	vs. Grace	1/31/78 (31 made)
2. 93	vs. IPFW	1/24/78 (31)
93	vs. Clark	11/11/78 (31)
4. 88	vs. Saint Louis	2/19/91 (39)
88	vs. Concordia	12/6/80 (35)

Most Field Goals Attempted, Opponent Individual

1. 28	Aisha Jefferson (Michigan St.)	11/29/08 (14 made)
28	Cornelia Gayden (LSU)	12/19/93 (12)
3. 27	Lenae Williams (DePaul)	12/31/01 (6)
4. 25	Regina Pierce (Detroit)	2/14/84 (9)
25	Debra Powell (Nebraska)	2/25/82 (13)

Most Field Goals Attempted, Opponent Team

1. 90	Mount St. Joseph	1/26/80 (32 made)
2. 83	Marquette	11/26/91 (27)
3. 82	South Carolina	1/21/81 (55)
4. 80	Miami (Fla.)	1/11/03 (29)
5. 79	twice (MR: Connecticut)	1/15/01 (29)

Highest Field Goal Percentage (min. 7 attempts)

1. 1,000 (9-9)	Crystal Erwin vs. Washington	12/11/04
1,000 (9-9)	Sandy Botham vs. Evansville	2/28/86
1,000 (7-7)	four times (MR: Teresa Borton vs. West Virginia)	2/1/03

Highest Field Goal Percentage, Team (min. 40 attempts)

1. .702 (40-57)	vs. Xavier	2/9/85
2. .680 (34-50)	vs. Boston College	2/12/97
3. .672 (39-58)	vs. Xavier	2/8/86
4. .644 (29-45)	vs. SMU	1/17/82
5. .643 (36-56)	vs. Marquette	2/13/08

Highest Field Goal Percentage, Opponent Individual (min. 7 attempts)

1. 1,000 (10-10)	Nykesha Sales (Connecticut)	12/6/97
2. 909 (10-11)	Rita Johnson (South Carolina)	1/31/81
3. 867 (13-15)	Bridgette Gordon (Tennessee)	2/3/88
4. 857 (6-7)	Chelsey Lee (Rutgers)	2/12/11
5. 818 (9-11)	Barbara Turner (Connecticut)	1/20/03

Highest Field Goal Percentage, Opponent Team (min. 40 attempts)

1. .673 (37-55)	Tennessee	1/7/94
2. .671 (55-82)	South Carolina	1/31/81
3. .619 (39-63)	Tennessee	2/3/88
6. 619 (39-63)	Miami (Ohio)	1/17/81
5. 609 (28-46)	Miami (Ohio)	2/17/91

3-POINT FIELD GOALS

Most 3-Point Field Goals Made

1. 6	Kellie Watson vs. Michigan State	11/29/08 (9 att.)
6	Megan Duffy vs. Wisconsin	12/4/03 (10)
6	Alicia Ratay vs. St. John's	2/12/00 (9)
6	Sheila McMillen vs. Syracuse	2/17/99 (14)
6	Sheila McMillen vs. St. John's	1/23/99 (15)
6	Sheila McMillen vs. Toledo	12/2/98 (13)
6	Mollie Peirick vs. Marquette	1/8/98 (9)

Most 3-Point Field Goals Made, Team

1. 11	vs. St. John's	1/23/99 (25 att.)
11	vs. Miami (Fla.)	1/8/98 (20)
3. 10	vs. Army	11/26/01 (28)
10	vs. Miami (Fla.)	2/23/99 (20)
10	vs. West Virginia	1/9/97 (18)

Most 3-Point Field Goals Made, Opponent Individual

1. 7	Angie Bjorklund (Tennessee)	1/5/08 (9 att.)
7	Andrea Morgan (DePaul)	2/28/88 (13)
3. 6	Anne Boese (IPFW)	12/8/09 (8)
4. 5	13 times (MR: Courtney Weibel (Marquette))	2/23/10 (8)

Most 3-Point Field Goals Made, Opponent Team

1. 13	DePaul	1/17/06 (29 att.)
2. 11	five times (MR: IPFW)	12/8/09 (22)

Most 3-Point Field Goals Attempted

1. 15	Sheila McMillen vs. St. John's	1/23/99 (6 made)
2. 14	Sheila McMillen vs. Syracuse	2/17/99 (6)
3. 13	Sheila McMillen vs. West Virginia	1/7/99 (5)
13	Sheila McMillen vs. Toledo	12/2/98 (6)
5. 11	three times (MR: Niele Ivey vs. Syracuse)	1/15/00 (6)

Most 3-Point Field Goals Attempted, Team

1. 28	vs. Army	11/26/01 (10 made)
2. 25	vs. St. John's	1/23/99 (11)
25	vs. Michigan State	11/29/08 (8)
25	vs. Toledo	12/2/98 (8)
5. 23	vs. SW Missouri State	3/21/04 (4)

Most 3-Point Field Goals Attempted, Opponent Individual

1. 16	Lenae Williams (DePaul)	12/31/01 (3 made)
2. 13	Christie Lambert (West Virginia)	1/7/99 (5)
13	Casey Ross (Western Michigan)	12/12/01 (2)
4. 12	Ann Strother (Connecticut)	1/12/05 (3)
12	Jessica Richter (Syracuse)	1/5/05 (5)

Most 3-Point Field Goals Attempted, Opponent Team

1. 41	Alcorn State	3/17/01 (9 made)
2. 33	Connecticut	1/15/01 (11)
3. 32	Southeast Missouri State	1/21/11 (6)
4. 29	DePaul	1/17/06 (13)
29	Syracuse	1/5/05 (9)

Highest 3-Point Percentage (min. 4 attempts)

1. 1,000 (5-5)	Sheila McMillen vs. Connecticut	12/8/98
1,000 (4-4)	Audrey Gomez vs. Dayton	2/13/93
1,000 (4-4)	Cocquese Washington vs. Xavier	1/29/91
4. 833 (5-6)	four times (MR: Alicia Ratay vs. IPFW)	12/21/02

Highest 3-Point Percentage, Team (min. 5 attempts)

1. 1,000 (5-5)	vs. Duke	11/17/04
2. 857 (7-7)	vs. Illinois-Chicago	11/27/93
.857 (6-7)	vs. Xavier	1/29/91
4. 800 (4-5)	vs. USC	12/27/99
800 (4-5)	vs. Georgetown	12/30/92

Highest 3-Point Percentage, Opponent Individual (min. 4 attempts)

1. 1,000 (4-4)	Kayla Cook (Cincinnati)	2/26/11
1,000 (4-4)	Courtney Weibel (Marquette)	2/13/08
1,000 (4-4)	Maya Moore (Connecticut)	1/27/08
1,000 (4-4)	Candace Wilson (Central Michigan)	11/10/06
5. 833 (5-6)	Megan Thorburn (Bowling Green)	11/13/06

Purcell Pavilion/Joyce Center Records

Highest 3-Point Percentage, Opponent Team (min. 5 attempts)

1. 875 (7-8)	Tennessee	1/7/94
2. 800 (4-5)	Toledo	12/19/88
3. 714 (5-7)	Syracuse	1/5/00
714 (5-7)	UCLA	12/22/89
5. 700 (7-10)	twice (MR: Providence 1/5/02)	

FREE THROWS

Most Free Throws Made

1. 18	Ruth Riley vs. Miami (Fla.)	2/22/00 (23 att.)
2. 15	Beth Morgan vs. Georgetown	1/25/97 (16)
3. 13	Ashley Barlow vs. Prairie View	12/28/06 (13)
13	Ruth Riley vs. Connecticut	1/15/01 (13)
5. 12	twice (MR: Megan Duffy vs. Marquette 1/10/06 (13))	

Most Free Throws Made, Team

1. 37	vs. Wake Forest	11/27/10 (43 att.)
2. 33	vs. West Virginia	2/4/07 (39)
33	vs. George Washington	3/19/00 (45)
4. 32	vs. Purdue	12/10/97 (40)
5. 31	vs. West Virginia	1/7/99 (39)
31	vs. Illinois	11/24/98 (43)

Most Free Throws Made, Opponent Individual

1. 15	Nadine Malcolm (Providence)	12/7/96 (16 att.)
2. 13	Liz Zeller (TCU)	12/13/90 (16)
3. 12	six times (MR: Epiphany Prince (Rutgers) 1/27/09 (12))	

Most Free Throws Made, Opponent Team

1. 32	Illinois	11/24/98 (37 att.)
32	Boston College	2/12/97 (41)
32	La Salle	1/5/92 (44)
4. 31	Illinois-Chicago	1/23/83 (39)
5. 29	twice (MR: Michigan State 12/2/04 (33))	

Most Free Throws Attempted

1. 23	Ruth Riley vs. Miami (Fla.)	2/22/00 (18 made)
2. 18	Janice Crowe vs. Concordia	12/6/80 (9)
3. 16	Kelley Siemon vs. Connecticut	1/15/01 (3)
16	Beth Morgan vs. Georgetown	1/25/97 (15)
5. 14	three times (MR: Meaghan Leahy vs. Fordham 11/27/00 (12))	

Most Free Throws Attempted, Team

1. 46	vs. Connecticut	1/15/01 (26 made)
46	vs. Xavier	2/8/86 (26)
3. 45	vs. George Washington	3/19/00 (33)
4. 43	vs. Wake Forest	11/27/10 (37)
43	vs. Illinois	11/24/98 (31)
43	vs. Georgetown	2/18/98 (28)

Most Free Throws Attempted, Opponent Individual

1. 16	Nadine Malcolm (Providence)	12/7/96 (15 made)
16	Liz Zeller (TCU)	12/13/90 (13)
3. 15	Katie Donovan (Illinois State)	11/13/04 (10)
15	Holly Porter (Boston College)	2/21/97 (12)
15	Zan Jefferies (Indiana)	12/6/90 (6)

Most Free Throws Attempted, Opponent Team

1. 44	La Salle	1/5/92 (32 made)
2. 42	Tennessee	12/3/89 (28)
3. 41	Boston College	2/12/97 (32)
41	Butler	1/22/94 (29)
5. 40	St. Joseph's (Ind.)	1/16/80 (24)

Highest Free Throw Percentage (min. 10 attempts)

1. 1,000 (13-13)	Ashley Barlow vs. Prairie View	12/28/06
1,000 (13-13)	Ruth Riley vs. Connecticut	1/15/01
1,000 (10-10)	Jacqueline Batteast vs. Villanova	1/24/04
1,000 (10-10)	Karen Robinson vs. Evansville	2/3/90
1,000 (10-10)	Karen Robinson vs. Marquette	1/18/90

Highest Free Throw Percentage, Team (min. 15 attempts)

1. 960 (24-25)	vs. Marquette	12/1/93
2. 944 (17-18)	vs. Villanova	1/16/08
3. 938 (15-16)	vs. Connecticut	1/27/08
938 (15-16)	vs. La Salle	2/17/94
5. 929 (26-28)	vs. Marquette	2/13/08

Highest Free Throw Percentage, Opponent Individual (min. 10 attempts)

1. 1,000 (12-12)	Epiphany Prince (Rutgers)	1/27/09
1,000 (10-10)	Kelly Faris (Connecticut)	1/8/11
1,000 (10-10)	Nykesha Sales (Connecticut)	2/21/98
4. 938 (15-16)	Nadine Malcolm (Providence)	12/7/96
5. 923 (12-13)	Jennifer Cole (La Salle)	1/5/92
923 (12-13)	Jo Ann Osterkamp (Xavier)	2/25/84

Highest Free Throw Percentage, Opponent Team (min. 10 attempts)

1. 963 (26-27)	Connecticut	1/8/11
2. 952 (20-21)	West Virginia	1/14/98
3. 923 (12-13)	Western Michigan	11/19/06
4. 917 (11-12)	three times (MR: Valparaiso 12/12/09)	

REBOUNDS

Most Rebounds

1. 18	Ruth Riley vs. Duke	11/21/98
18	Letitia Bowen vs. Marquette	12/1/93
18	Letitia Bowen vs. Georgetown	12/30/92
18	Shari Matvey vs. Illinois-Chicago	1/18/81
18	Jane Politiski vs. Northern Illinois	2/11/78

Most Rebounds, Team

1. 74	vs. IPFW	1/24/78
2. 67	vs. Duke	11/21/98
67	vs. Grace	1/31/78
4. 66	vs. Southeast Missouri State	12/1/11
5. 65	vs. Cleveland State	1/20/87

Most Rebounds, Opponent Individual

1. 20	Sue Wilcks (Rutgers)	1/9/86
2. 18	Marcades Walker (Pittsburgh)	2/28/06
18	Lynda Talley (St. Ambrose)	1/18/80
4. 16	Ebony Hoffman (USC)	2/22/03
16	Julie Siewers (Marquette)	2/2/80

Most Rebounds, Opponent Team

1. 60	Saint Louis	1/20/80
2. 56	Pittsburgh	2/16/80
56	Mount St. Joseph	1/20/88
4. 55	Tennessee	12/3/89
5. 54	three times (MR: Michigan State 12/2/04)	

ASSISTS

Most Assists

1. 15	Mary Gavin vs. Northern Illinois	12/15/85
2. 14	Mary Gavin vs. Marquette	1/31/87
3. 13	Mary Gavin vs. St. Ambrose	12/12/87
13	Mary Gavin vs. DePaul	1/18/87
13	Mary Gavin vs. Evansville	2/28/86

Most Assists, Team

1. 38	vs. Marquette	12/21/90
2. 34	vs. Detroit	2/15/90
34	vs. Marquette	1/31/87
4. 32	vs. Michigan State	12/11/99
5. 31	vs. Arkansas-Pine Bluff	11/15/09
31	vs. Arizona	11/20/00

Most Assists, Opponent Individual

1. 12	Stephanie Rich (Wisconsin)	12/4/03
12	Shanette Lee (Villanova)	12/12/98
11	Ketia Swanier (Connecticut)	1/27/08
4. 10	seven times (MR: Lued Suez-Karni (Villanova) 2/7/06)	

Most Assists, Opponent Team

1. 27	Connecticut	12/8/98
2. 25	West Virginia	1/7/99
3. 24	Connecticut	3/1/10
23	Tennessee	1/5/08
5. 22	DePaul	1/22/08
22	IUPUI	12/16/06

BLOCKED SHOTS

Most Blocked Shots

1. 11	Amanda Barksdale vs. Boston College	2/10/02
2. 8	Amanda Barksdale vs. Marquette	12/22/01
8	Ruth Riley vs. Duke	11/21/98
4. 7	six times (MR: Amanda Barksdale vs. USC 12/9/01)	

Most Blocked Shots, Team

1. 16	vs. Boston College	2/10/02
2. 13	vs. Marquette	12/22/01
3. 12	vs. Michigan State	12/2/04
12	vs. Georgetown	1/29/00
5. 11	three times (MR: vs. Butler 12/1/99)	

Most Blocked Shots, Opponent Individual

1. 7	Allison Bales (Duke)	11/17/04
2. 6	Bettina Love (Pittsburgh)	2/7/01
5	Liesel Schultz (Butler)	3/4/93
5	Debra Robinson (DePaul)	2/27/82
5. 4	14 times (MR: Liz Honneger (Bowling Green) 11/13/06)	

Most Blocked Shots, Opponent Team

1. 11	Duke	11/17/04
2. 10	St. Ambrose	2/7/81
3. 8	four times (MR: Pittsburgh 2/7/01)	

STEALS

Most Steals

1. 10	Mary Gavin vs. Marquette	1/31/87
2. 8	Ashley Barlow vs. Cincinnati	1/31/09
8	Le'Tania Severe vs. Georgetown	2/5/03
8	Cocquese Washington vs. Stanford	11/24/91
8	Mary Beth Schueth vs. Xavier	2/9/85

Most Steals, Team

1. 36	vs. New Hampshire	11/12/10
2. 29	vs. Xavier	2/9/85
3. 27	vs. Grace	1/31/78
4. 26	vs. Morehead State	11/15/10
5. 24	vs. Charlotte	12/20/09
24	vs. Saint Louis	2/11/89

Most Steals, Opponent Individual

1. 10	Katie Smrcka-Duffy (Georgetown)	1/29/00
10	Shelly Klare (Western Michigan)	12/14/83
3. 8	Angel McCoughtry (Louisville)	2/11/09
8	Amira Danforth (Detroit)	1/29/94
5. 7	Courtney Pilypatitis (Vermont)	3/23/10
7	Cornelia Gayden (LSU)	12/19/93

Most Steals, Opponent Team

1. 26	Michigan	12/8/79
2. 24	Georgetown	1/29/00
3. 20	Tennessee	1/7/94
20	Syracuse	12/8/90
20	Saint Marys (Ind.)	1/30/80

Current players listed in **boldface**



Four Notre Dame players have grabbed a Purcell Pavilion-record 18 rebounds in a single game, but Letitia Bowen is the only one to do so twice (Dec. 30, 1992 vs. Georgetown; Dec. 1, 1993 vs. Marquette).



The Irish set a school record for free throw percentage in 2006-07, connecting at a BIG EAST-best .760 from the foul line.

Team Single-Season Records

WINS

Most Wins

1.	34	2000-01
2.	31	2010-11
3.	31	1996-97
4.	29	2009-10
5.	27	2004-05
	27	1999-00
7.	26	1998-99
8.	25	2007-08
9.	23, four times	(MR: 1995-96)

Fewest Wins

1.	10	1980-81
2.	12	1986-87
3.	13	1977-78
4.	14	1991-92
	14	1983-84

Highest Winning Percentage

1.	.944 (34-2)	2000-01
2.	.843 (27-5)	1999-00
3.	.839 (26-5)	1998-99
4.	.829 (29-6)	2009-10
5.	.818 (27-6)	2004-05
6.	.816 (31-7)	1996-97
7.	.795 (31-8)	2010-11
8.	.793 (23-6)	1989-90
9.	.765 (13-4)	1977-78
10.	.759 (22-7)	1993-94

Highest Conference Winning Percentage

1.	1.000 (16-0 in MCC)	1989-90
2.	.944 (17-1 in BIG EAST)	1996-97
3.	.938 (15-1 in BIG EAST)	2000-01
	.938 (15-1 in BIG EAST)	1999-00
	.938 (15-1 in MCC)	1994-95
	.938 (15-1 in MCC)	1990-91

Lowest Winning Percentage

1.	.357 (10-18)	1980-81
2.	.444 (12-15)	1986-87
3.	.452 (14-17)	1991-92
4.	.500 (14-14)	1983-84
5.	.556 (15-12)	1992-93

Lowest Conference Winning Percentage

1.	.500 (8-8 in BIG EAST)	2005-06
2.	.600 (6-4 in NSC)	1983-84
3.	.625 (10-6 in BIG EAST)	2008-09
	.625 (10-6 in BIG EAST)	2006-07
	.625 (10-6 in BIG EAST)	2002-03

Longest Winning Streak

1.	23	2000-01
2.	20	1999-00
3.	15	2009-10
	15	1990-91
5.	12	1989-90

Longest Winning Streak To Begin A Season

1.	23	Nov. 17, 2000-Feb. 14, 2001
2.	15	Nov. 15, 2009-Jan. 12, 2010
3.	7	Nov. 16-Dec. 7, 2008
	7	Nov. 12-30, 2004
5.	6	Nov. 18-Dec. 4, 2005
	6	Nov. 14-Dec. 2, 1998

Longest Losing Streak

1.	7	Feb. 16-Nov. 27, 1982
	7	Feb. 11-March 6, 1981
3.	5	March 21-Nov. 24, 1991
4.	4, four times	(MR: Dec. 3-28, 1994)

GAMES

Most Games

1.	39 (31-8)	2010-11
2.	38 (31-7)	1996-97
3.	36 (34-2)	2000-01
4.	35 (29-6)	2009-10
5.	34 (25-9)	2007-08

Fewest Games

1.	17 (13-4)	1977-78
2.	22 (16-6)	1978-79
3.	25 (16-9)	1981-82
4.	27, three times	(MR: 15-12 in 1992-93)

POINTS

Most Points

1.	3,004	2010-11 (39g)
2.	2,882	1996-97 (38)
3.	2,778	2000-01 (36)
4.	2,701	2009-10 (35)
5.	2,591	2007-08 (34)
6.	2,512	1998-99 (31)
7.	2,495	1990-91 (32)
8.	2,428	1994-95 (31)
9.	2,415	1995-96 (31)
10.	2,376	1997-98 (32)

Fewest Points

1.	1,065	1977-78 (17g)
2.	1,432	1978-79 (22)
3.	1,623	1981-82 (25)
4.	1,680	1980-81 (28)
5.	1,793	1986-87 (27)
6.	1,807	1982-83 (27)
7.	1,859	1992-93 (27)
8.	1,897	1979-80 (30)
9.	1,934	1983-84 (28)
10.	1,962	2001-02 (30)

Highest Scoring Average

1.	81.0	1998-99 (2,512p/31g)
2.	78.3	1994-95 (2,428/31)
3.	78.0	1990-91 (2,495/32)
4.	77.9	1995-96 (2,415/31)
5.	77.171	2009-10 (2,701/35)
6.	77.167	2000-01 (2,778/36)

7.	77.1	1999-00 (2,466/32)
8.	77.0	2010-11 (3,004/39)
9.	76.6	1993-94 (2,222/29)
10.	76.2	2007-08 (2,591/34)

Lowest Scoring Average

1.	60.0	1980-81 (1,680p/28g)
2.	62.8	1977-78 (1,065/17)
3.	63.2	1979-80 (1,897/30)
4.	64.2	2003-04 (2,054/32)
5.	64.5	2005-06 (1,936/30)
6.	64.9	1981-82 (1,623/25)
7.	65.1	1978-79 (1,432/22)
8.	65.4	2002-03 (2,092/32)
	65.4	2001-02 (1,962/30)
10.	65.8	1988-89 (2,170/32)

Largest Scoring Margin

1.	+21.4	2000-01
2.	+20.8	2010-11
3.	+15.5	1998-99
4.	+15.2	1999-00
5.	+15.1	1989-90
6.	+14.9	2009-10
7.	+14.6	2007-08
8.	+14.5	1985-86
9.	+12.7	1995-96
	+12.7	1990-91

Smallest Scoring Margin

1.	(-7.8)	1980-81
2.	+0.7	2005-06
3.	+1.1	1991-92
4.	+1.4	1986-87
5.	+1.7	1992-93

FIELD GOALS

Most Field Goals Made

1.	1,099	2010-11
2.	1,091	1996-97
3.	1,014	1990-91
4.	1,011	2000-01
5.	996	2009-10
6.	960	2007-08
7.	932	1994-95
8.	928	1985-86
9.	903	1999-00
10.	901	1991-92

Fewest Fields Goals Made

1.	589	1978-79
2.	684	1980-81
3.	694	2001-02
4.	696	1981-82
5.	714	2005-06

NOTE: 466 made during abbreviated 1977-78 season

Most Field Goals Attempted

1.	2,290	2010-11
2.	2,272	1996-97
3.	2,196	2009-10
4.	2,148	2007-08
5.	2,039	1990-91
6.	2,036	2000-01
7.	2,019	1991-92
8.	1,957	1994-95
9.	1,941	1979-80
10.	1,924	2006-07

Fewest Field Goals Attempted

1.	1,412	1981-82
2.	1,554	1978-79
3.	1,567	1986-87
4.	1,572	1987-88
5.	1,599	1992-93

Single-Season Records

Highest Field Goal Percentage

1.	532	1987-88 (836-1,572)
2.	5024	1985-86 (928-1,847)
3.	5022	1989-90 (895-1,782)
4.	501	1999-00 (903-1,803)
5.	500	1984-85 (813-1,626)
6.	4973	1990-91 (1,014-2,039)
7.	4966	2000-01 (1,011-2,036)
8.	495	1995-96 (894-1,806)
9.	493	1981-82 (696-1,412)
10.	490	1988-89 (869-1,775)

Lowest Field Goal Percentage

1.	377	1980-81 (684-1,812)
2.	379	1978-79 (589-1,554)
3.	406	1979-80 (788-1,941)
4.	417	2005-06 (714-1,714)
5.	424	2006-07 (816-1,924)

3-POINT FIELD GOALS

Most 3-Point Field Goals Made

1.	178	1998-99
2.	173	2000-01
3.	169	1997-98
4.	166	2009-10
5.	155	1996-97
6.	152	2001-02
7.	139	2010-11
8.	138	1995-96
9.	137	1999-00
10.	122	2003-04

Fewest 3-Point Field Goals Made

1.	26	1988-89
2.	49	1987-88
3.	54	1991-92
4.	54	1989-90
5.	70	1990-91

Most 3-Point Field Goals Attempted

1.	490	2009-10
2.	479	1998-99
3.	468	1996-97
4.	443	1997-98
5.	409	2001-02
6.	385	2010-11
7.	373	2000-01
8.	370	2006-07
9.	359	2008-09
10.	355	1995-96

Fewest 3-Point Field Goals Attempted

1.	91	1988-89
2.	128	1989-90
3.	131	1987-88
4.	187	1991-92
5.	188	1990-91

Highest 3-Point Field Goal Percentage

1.	464	2000-01 (173-373)
2.	422	1989-90 (54-128)
3.	402	1999-00 (137-341)
4.	389	1995-96 (138-355)
5.	381	1997-98 (169-443)
6.	374	1987-88 (49-131)
7.	3723	1990-91 (70-188)
8.	3716	2001-02 (152-409)
9.	3716	1998-99 (178-479)
10.	369	1994-95 (89-241)

Lowest 3-Point Field Goal Percentage

1.	281	2006-07 (104-370)
2.	286	1988-89 (26-91)
3.	289	1991-92 (54-187)
4.	292	2007-08 (90-308)
5.	327	2002-03 (87-266)

FREE THROWS

Most Free Throws Made

1.	667	2010-11
2.	584	1998-99
3.	583	2000-01
4.	581	2007-08
5.	555	1997-98
6.	545	1996-97
7.	543	2009-10
8.	543	2002-03
9.	533	2004-05
10.	523	1999-00

Fewest Free Throws Made

1.	170	1977-78
2.	214	1980-81
3.	231	1981-82
4.	254	1978-79
5.	259	1986-87

Most Free Throws Attempted

1.	930	2010-11
2.	859	2000-01
3.	806	1997-98
4.	792	1998-99
5.	767	2009-10
6.	766	2007-08
7.	734	1996-97
8.	732	2002-03
9.	732	1999-00
10.	720	2004-05

Fewest Free Throws Attempted

1.	335	1977-78
2.	373	1981-82
3.	402	1986-87
4.	443	1982-83
5.	448	1992-93

Highest Free Throw Percentage

1.	.760	2006-07 (506-666)
2.	.758	2007-08 (581-766)
3.	.743	1996-97 (545-734)
4.	.742	2002-03 (543-732)
5.	.741	1990-91 (397-536)
6.	.740	2004-05 (533-720)
7.	.737	1998-99 (548-729)
8.	.732	1992-93 (328-448)
9.	.718	1989-90 (349-486)
10.	.717	2010-11 (667-930)

Lowest Free Throw Percentage

1.	.507	1977-78 (170-335)
2.	.529	1978-79 (254-480)
3.	.574	1979-80 (321-359)
4.	.594	1980-81 (214-529)
5.	.619	1981-82 (231-373)

REBOUNDS

Most Rebounds

1.	1,582	2010-11
2.	1,536	1996-97
3.	1,490	2000-01
4.	1,367	1991-92
5.	1,360	1998-99
6.	1,358	1994-95
7.	1,355	1979-80
8.	1,352	2009-10
9.	1,349	2007-08
10.	1,332	1997-98

Fewest Rebounds

1.	907	1981-82
2.	982	1978-79
3.	1,010	1983-84
4.	1,049	1982-83
5.	1,066	1986-87

Highest Rebound Average

1.	45.2	1979-80
2.	44.8	1993-94
3.	44.7	1980-81
4.	44.6	1978-79
5.	43.9	1998-99
6.	43.8	1994-95
7.	42.8	1992-93
8.	42.1	2001-02
9.	41.6	1997-98
10.	41.4	2000-01

Lowest Rebound Average

1.	34.3	1988-89
2.	36.1	1983-84
3.	36.3	1981-82
4.	36.9	2005-06
5.	37.1	2006-07

Largest Rebound Margin

1.	+9.9	1998-99
2.	+8.3	2010-11
3.	+8.0	1999-00
4.	+8.0	1994-95
5.	+7.6	1993-94
6.	+6.9	2001-02
7.	+6.9	1987-88
8.	+6.4	1997-98
9.	+6.3	2000-01
10.	+6.3	1991-92

Smallest Rebound Margin

1.	(-1.8)	2005-06
2.	(-1.7)	1978-79
3.	+0.8	1988-89
4.	+1.2	1983-84
5.	+1.9	1979-80

ASSISTS

Most Assists

1.	682	1996-97
2.	669	2010-11
3.	650	2000-01
4.	633	2009-10
5.	610	1990-91
6.	607	1999-00
7.	569	1987-88
8.	568	1994-95
9.	554	1995-96
10.	554	1991-92

Fewest Assists

1.	288	1980-81
2.	383	2005-06
3.	395	1981-82
4.	400	2001-02
5.	408	1992-93

Highest Assist/Turnover Ratio

1.	1.15	2000-01
2.	1.11	2009-10
3.	1.04	2007-08
4.	0.973	1989-90
5.	0.971	2010-11

Lowest Assist/Turnover Ratio

1.	0.71	1992-93
2.	0.74	2002-03
3.	0.776	2001-02
4.	0.779	1997-98
5.	0.780	1991-92

BLOCKED SHOTS

Most Blocked Shots

1.	228	2000-01
2.	189	2001-02
3.	178	1979-80
4.	169	2010-11
5.	169	1999-00
6.	167	2004-05

7.	161	1998-99
8.	160	2002-03
9.	155	1997-98
10.	154	2007-08
Fewest Blocked Shots		
1.	38	1992-93
2.	50	1981-82
3.	57	1988-89
4.	67	1987-88
5.	68	1980-81
STEALS		
Most Steals		
1.	495	2010-11
2.	450	2009-10
3.	397	2007-08
	397	1990-91
5.	394	1996-97
6.	344	1995-96
7.	335	2006-07
	335	1994-95
9.	328	1997-98
10.	323	1999-00
Fewest Steals		
1.	213	2001-02
	213	1986-87
3.	247	1983-84
4.	249	1992-93
5.	252	2005-06
TURNOVERS		
Fewest Turnovers		
1.	430	2005-06
2.	483	2008-09
3.	512	2007-08
4.	516	2001-02
5.	532	2006-07
6.	536	2004-05
7.	549	1989-90
8.	575	1992-93
9.	563	2003-04
10.	567	2000-01
Most Turnovers		
1.	722	1996-97
2.	710	1991-92
3.	691	1997-98
4.	690	1994-95
5.	689	2010-11
	689	1999-00
FOULS		
Fewest Fouls		
1.	382	1977-78
2.	414	1981-82
3.	468	1987-88
4.	479	2001-02
5.	487	2005-06
6.	501	2002-03
7.	504	1986-87
8.	510	1982-83
9.	511	2008-09
	511	2000-01
Most Fouls		
1.	684	1991-92
2.	666	1997-98
3.	661	1996-97
4.	645	2010-11
5.	643	1994-95
Fewest Times Fouled Out		
1.	4	2009-10
	4	2008-09
	4	2001-02
	6	2005-06
	6	2000-01
	6	1981-82

7.	8	2004-05
8.	8	1983-84
9.	9, three times	(MR: 2003-04)
Most Times Fouled Out		
1.	22	1993-94
2.	20	1994-95
	20	1991-92
4.	19	1986-87
5.	17	1997-98
DOUBLE-DOUBLES		
Most Double-Doubles		
1.	25	1979-80
2.	22	1998-99
	22	1996-97
	22	1991-92
	22	1989-90
6.	21	2000-01
7.	20	1995-96
8.	19	1987-88
9.	18	1994-95
10.	17	2010-11
Fewest Double-Doubles		
1.	5	2005-06
2.	6	2006-07
	6	1983-84
4.	7	2007-08
5.	8	2009-10
	8	1988-89
Individual Single-Season Records		
POINTS		
Most Points		
1.	Katryna Gaither	1996-97 776
2.	Beth Morgan	1996-97 696
3.	Ruth Riley	2000-01 672
4.	Beth Morgan	1995-96 626
5.	Katryna Gaither	1995-96 613
6.	Katryna Gaither	1994-95 590
7.	Natalie Novosel	2010-11 588
8.	Trena Keys	1985-86 587
9.	Skylar Diggins	2010-11 585
10.	Jacqueline Batteast	2004-05 559
Most Double-Figure Scoring Games		
1.	Katryna Gaither	1996-97 37
2.	Natalie Novosel	2010-11 33
3.	Skylar Diggins	2010-11 32
	Ruth Riley	2000-01 32
5.	Katryna Gaither	1995-96 31
Consecutive Double-Figure Scoring Games (same season)		
1.	Katryna Gaither	1995-96 31
2.	Katryna Gaither	1994-95 25
3.	Ruth Riley	2000-01 22
	Sandy Botham	1987-88 22
5.	Karen Robinson	1990-91 21
Most 20-Point Games		
1.	Katryna Gaither	1996-97 20
2.	Katryna Gaither	1995-96 18
3.	Beth Morgan	1996-97 17
4.	Ruth Riley	2000-01 16
5.	Beth Morgan	1995-96 15
	Trena Keys	1985-86 15



All-America center Ruth Riley posted the best single-season field goal percentage in school history, shooting .683 in 1998-99.

Most 30-Point Games		
1.	Beth Morgan	1995-96 3
	Katryna Gaither	1994-95 3
	Shari Matvey	1979-80 3
4.	five times	1999-2000 (MR: Ruth Riley)
Highest Scoring Average		
1.	Katryna Gaither	1996-97 20.4
2.	Beth Morgan	1995-96 20.2
3.	Katryna Gaither	1995-96 19.8
4.	Trena Keys	1985-86 19.6
5.	Katryna Gaither	1994-95 19.0
6.	Ruth Riley	2000-01 18.7
7.	Beth Morgan	1996-97 18.3
8.	Heidi Bueck	1987-88 17.93
9.	Beth Morgan	1993-94 17.86
10.	Beth Morgan	1994-95 17.85
FIELD GOALS		
Most Field Goals Made		
1.	Katryna Gaither	1996-97 324
2.	Katryna Gaither	1995-96 261
3.	Katryna Gaither	1994-95 252
4.	Trena Keys	1985-86 250
5.	Ruth Riley	2000-01 245
6.	Shari Matvey	1979-80 237
7.	Beth Morgan	1996-97 235
8.	Karen Robinson	1990-91 228
9.	Beth Morgan	1995-96 219
10.	Charel Allen	2006-07 213
Consecutive Field Goals Made: 17, Carey Poor, 2/26/94-3/6/94		
Consecutive Field Goals Made (Guard): 13, Karen Robinson, 1/12/89-1/14/89		

Single-Season Records



Sheila McMillen was almost without a conscience when it came to her three-point prowess in 1998-99, setting school records with 98 three-pointers and 247 three-point attempts that season.

Most Field Goals Attempted

Player	Season	FGA
1. Beth Morgan	1996-97	575
2. Katryna Galthier	1996-97	544
3. Jacqueline Batteast	2004-05	505
4. Charel Allen	2006-07	491
5. Trena Keys	1985-86	483
6. Beth Morgan	1995-96	475
7. Karen Robinson	1990-91	475
8. Skylar Diggins	2010-11	468
9. Jacqueline Batteast	2002-03	461
10. Jacqueline Batteast	2003-04	451

Highest Field Goal Percentage (min. 3.5 made per game)

Player	Season	FGM-A	Pct.
1. Ruth Riley	1998-99	198-290	.683
2. Sandy Botham	1985-86	172-269	.639
3. Katryna Galthier	1995-96	262-412	.633
4. Ruth Riley	2000-01	245-390	.628
5. Katryna Galthier	1994-95	252-406	.621
6. Ruth Riley	1999-00	193-314	.615
7. Heidi Bunek	1987-88	212-348	.609
8. Carey Poor	1993-94	99-163	.607
9. Sandy Botham	1987-88	176-291	.605
10. Heidi Bunek	1986-87	161-267	.603

3-POINT FIELD GOALS

Most 3-Point Field Goals Made

Player	Season	3FGM
1. Sheila McMillen	1998-99	98
2. Alicia Ratay	2000-01	81
3. Alicia Ratay	1999-00	73
4. Beth Morgan	1995-96	71
5. Sheila McMillen	1997-98	68
6. Niele Ivey	1999-00	61
7. Beth Morgan	1996-97	61

8. Megan Duffy	2005-06	58
Alicia Ratay	2001-02	58
10. Niele Ivey	2000-01	57
Mollie Peirick	1997-98	57

Consecutive Games With A 3-Point Field Goal (same season)

Player	Year	Gms.
1. Beth Morgan	1995-96	28
2. Sheila McMillen	1998-99	20
3. Beth Morgan	1994-95	18
4. Ashley Barlow	2009-10	16
5. Alicia Ratay	2000-01	13

Most 3-Point Field Goals Attempted

Player	Season	3FGA
1. Sheila McMillen	1998-99	247
2. Beth Morgan	1996-97	187
3. Beth Morgan	1995-96	178
4. Sheila McMillen	1997-98	172
5. Megan Duffy	2005-06	167
Niele Ivey	1999-00	167
7. Mollie Peirick	1997-98	163
8. Alicia Ratay	1999-00	152
9. Alicia Ratay	2000-01	148
10. Ashley Barlow	2009-10	146

Highest 3-Point Field Goal Percentage (min. 1.0 made per game)

Player	Season	3FGM-A	Pct.
1. Alicia Ratay	2000-01	81-148	.547*
2. Alicia Ratay	1999-00	73-152	.480
3. Alicia Ratay	2002-03	50-108	.463
4. Sheila McMillen	1995-96	41-89	.461
5. Niele Ivey	1998-99	47-105	.448
6. Niele Ivey	2000-01	57-129	.442
7. Lisa Kuhns	1989-90	37-85	.435
8. Sherri Orlosky	1992-93	31-74	.419
9. Mollie Peirick	1996-97	39-94	.415
10. Alicia Ratay	2001-02	58-142	.408

* - NCAA sophomore record

FREE THROWS

Most Free Throws Made

Player	Season	FTM
1. Natalie Novosel	2010-11	183
2. Ruth Riley	2000-01	182
3. Beth Morgan	1996-97	165
4. Skylar Diggins	2010-11	145
5. Megan Duffy	2004-05	137
6. Megan Duffy	2005-06	135
7. Ruth Riley	1999-00	132
8. Katryna Galthier	1996-97	128
9. Jacqueline Batteast	2004-05	127
10. Alicia Ratay	2002-03	126

Most Free Throws Attempted

Player	Season	FTA
1. Ruth Riley	2000-01	237
2. Natalie Novosel	2010-11	232
3. Beth Morgan	1996-97	204
4. Skylar Diggins	2010-11	198
5. Katryna Galthier	1996-97	180
6. Ruth Riley	1998-99	171
7. Katryna Galthier	1994-95	167
8. Ruth Riley	1999-00	164
9. Jacqueline Batteast	2004-05	162
10. Katryna Galthier	1995-96	157

Highest Free Throw Percentage (min. 2.0 made per game)

Player	Season	FTM-A	Pct.
1. Megan Duffy	2004-05	137-153	.895
2. Megan Duffy	2005-06	135-152	.888
3. Alicia Ratay	2001-02	112-127	.882

4. Alicia Ratay	2002-03	126-143	.881
5. Sheila McMillen	1998-99	88-101	.871
6. Niele Ivey	1998-99	80-92	.870
7. Beth Morgan	1995-96	117-137	.854
8. Krissi Davis	1990-91	107-126	.849
9. Charel Allen	2004-05	72-85	.847
10. Carey Poor	1992-93	49-58	.845

REBOUNDS

Most Rebounds

Player	Season	Rebs.
1. Katryna Galthier	1996-97	368
2. Shari Matvey	1979-80	305
3. Devereaux Peters	2010-11	293
4. Katryna Galthier	1995-96	283
5. Ruth Riley	2000-01	281
6. Jacqueline Batteast	2003-04	276
7. Letitia Bowen	1993-94	276
8. Margaret Nowlin	1991-92	270
9. Jacqueline Batteast	2002-03	267
10. Ruth Riley	1998-99	260

Highest Rebound Average

Player	Season	RPG
1. Shari Matvey	1979-80	10.2
2. Letitia Bowen	1992-93	9.8
3. Katryna Galthier	1996-97	9.7
4. Jane Politiski	1977-78	9.6
5. Letitia Bowen	1993-94	9.5
6. Katryna Galthier	1995-96	9.13
7. Mary Beth Schueth	1981-82	9.08
8. Mary Beth Schueth	1982-83	9.0
9. Heidi Bunek	1987-88	8.8
10. Margaret Nowlin	1991-92	8.7

ASSISTS

Most Assists

Player	Season	Asst.
1. Niele Ivey	2000-01	247
2. Mary Gavin	1987-88	243
3. Mary Gavin	1986-87	214
4. Mary Gavin	1985-86	205
5. Mollie Peirick	1997-98	199
6. Niele Ivey	1999-00	194
7. Jeannine Augustin	1996-97	193
8. Skylar Diggins	2010-11	186
9. Karen Robinson	1988-89	184
10. Niele Ivey	1998-99	181

Highest Assist Average

Player	Season	APG
1. Mary Gavin	1987-88	8.7
2. Mary Gavin	1986-87	7.9
3. Niele Ivey	2000-01	6.9
4. Mary Gavin	1985-86	6.6
5. Niele Ivey	1998-99	6.5
6. Mollie Peirick	1997-98	6.2
7. Niele Ivey	1999-00	6.1
8. Karen Robinson	1988-89	5.8
9. Mollie Peirick	1995-96	5.7
10. Coquese Washington	1991-92	5.6

Highest Assist/Turnover Ratio (min. 3.0 asst. per game)

Player	Season	A/T/O
1. Niele Ivey	2000-01	2.67 (247a-109t)
2. Niele Ivey	1998-99	2.13 (181-85)
3. Niele Ivey	1999-00	1.92 (194-101)
4. Megan Duffy	2004-05	1.73 (178-103)
5. Megan Duffy	2005-06	1.72 (124-72)



Niele Ivey holds the Notre Dame single-season record for both assists (247 in 2000-01) and steals (95 in 1999-2000). She also set the Irish standard for the highest assist-to-turnover ratio with a 2.67 mark during Notre Dame's national championship season of 2000-01.

BLOCKED SHOTS

Most Blocked Shots

Player	Season	Bls.
1. Ruth Riley	2000-01	113
2. Ruth Riley	1998-99	101
3. Shari Matvey	1979-80	94
4. Ruth Riley	1999-00	85
5. Amanda Barksdale	2001-02	78
6. Ruth Riley	1997-98	71
7. Devereaux Peters	2010-11	68
8. Amanda Barksdale	2000-01	58
9. Teresa Borton	2004-05	57
10. Courtney LaVere	2005-06	50
Jacqueline Batteast	2002-03	50

Highest Blocked Shot Average

Player	Season	BPG
1. Ruth Riley	1998-99	3.3
2. Ruth Riley	2000-01	3.14
3. Shari Matvey	1979-80	3.13
4. Amanda Barksdale	2001-02	3.0
5. Ruth Riley	1999-00	2.7
6. Ruth Riley	1997-98	2.2
7. Devereaux Peters	2007-08	2.0
8. Devereaux Peters	2010-11	1.74
9. Teresa Borton	2004-05	1.73
10. Courtney LaVere	2005-06	1.67

STEALS

Most Steals

Player	Season	Stls.
1. Niele Ivey	1999-00	95
2. Niele Ivey	2000-01	94
3. Mary Gavin	1987-88	93
4. Jeannine Augustin	1996-97	92
5. Skylar Diggins	2009-10	90
Megan Duffy	2004-05	90
7. Coquese Washington	1990-91	83
8. Krissi Davis	1988-89	81
9. Ashley Barlow	2009-10	80
Mary Gavin	1986-87	80

Highest Steal Average

Player	Season	SPG
1. Mary Gavin	1987-88	3.3
2. Coquese Washington	1991-92	3.2
3. Niele Ivey	1999-00	2.97
4. Mary Gavin	1986-87	2.96
5. Coquese Washington	1992-93	2.9
6. Megan Duffy	2004-05	2.73
7. Ruth Kaiser	1981-82	2.65
8. Niele Ivey	1998-99	2.64
9. Niele Ivey	2000-01	2.61
10. Coquese Washington	1990-91	2.59

TURNOVERS

Most Turnovers

Player	Season	TO
1. Karen Robinson	1988-89	184
2. Coquese Washington	1990-91	166
3. Skylar Diggins	2010-11	155
4. Mary Gavin	1987-88	152
5. Mollie Peirick	1995-96	138
6. Mollie Peirick	1997-98	137
7. Coquese Washington	1989-90	135
8. Michelle Marciniak	1991-92	134
9. Jeannine Augustin	1996-97	132
Beth Morgan	1996-97	132

Highest Turnover Average

Player	Season	TOPG
1. Karen Robinson	1988-89	5.8
2. Mary Gavin	1987-88	5.4
3. Coquese Washington	1990-91	5.2
4. Coquese Washington	1989-90	4.7
5. Mollie Peirick	1995-96	4.5
6. Coquese Washington	1992-93	4.4
Coquese Washington	1991-92	4.4
8. Michelle Marciniak	1991-92	4.32
9. Mollie Peirick	1997-98	4.28
10. Le'Tania Severe	2001-02	4.0
Heidi Bunek	1987-88	4.0

FOULS

Most Fouls

Player	Season	PF
1. Ruth Riley	1999-00	109
Ruth Riley	1997-98	109
3. Ruth Riley	1998-99	106
Margaret Nowlin	1990-91	106
5. Letitia Bowen	1993-94	103
6. Margaret Nowlin	1989-90	102
Tricia McManus	1979-80	102
8. Letitia Bowen	1994-95	101
9. Mollie Peirick	1996-97	100
10. Becca Bruszewski	2010-11	99
Sandy Botham	1985-86	99

Most Times Fouled Out

Player	Season	FO
1. Ruth Riley	1997-98	8
2. Margaret Nowlin	1990-91	7
3. Kelley Siemon	1998-99	6
Letitia Bowen	1993-94	6
Tootie Jones	1993-94	6
Margaret Nowlin	1991-92	6
7. several tied with		5
(MR: Devereaux Peters	2007-08)	

GAMES

Games Started

Player	Season	GS
1. Becca Bruszewski	2010-11	39
Natalie Novosel	2010-11	39
Devereaux Peters	2010-11	39
4. Skylar Diggins	2010-11	38

Rosanne Bohman	1996-97	38
Katryna Gaither	1996-97	38
Beth Morgan	1996-97	38
8. Jeannine Augustin	1996-97	37
9. Niele Ivey	2000-01	36
Ruth Riley	2000-01	36

Games Played

Player	Season	GP
1. Natalie Achonwa	2010-11	39
Becca Bruszewski	2010-11	39
Skylar Diggins	2010-11	39
Natalie Novosel	2010-11	39
Devereaux Peters	2010-11	39
Kaila Turner	2010-11	39
7. Jeannine Augustin	1996-97	38
Rosanne Bohman	1996-97	38
Katryna Gaither	1996-97	38
Julie Henderson	1996-97	38
Sheila McMillen	1996-97	38
Beth Morgan	1996-97	38
Mollie Peirick	1996-97	38

MINUTES

Minutes Played

Player	Season	Mins.
1. Beth Morgan	1996-97	1,227
2. Skylar Diggins	2010-11	1,226
3. Megan Duffy	2004-05	1,222
4. Katryna Gaither	1996-97	1,177
5. Megan Duffy	2005-06	1,152
6. Niele Ivey	2000-01	1,151
7. Alicia Ratay	2000-01	1,147
8. Jacqueline Batteast	2004-05	1,109
9. Natalie Novosel	2010-11	1,102
10. Charel Allen	2006-07	1,082

Highest Minutes Average

Player	Season	MPG
1. Megan Duffy	2005-06	38.4
2. Megan Duffy	2004-05	37.0
3. Mary Gavin	1986-87	35.1
4. Charel Allen	2006-07	33.8
Alicia Ratay	2001-02	33.8
Sheila McMillen	1998-99	33.8
7. Jacqueline Batteast	2004-05	33.6
8. Alicia Ratay	2002-03	33.4
9. Melissa Lechlitner	2008-09	33.3
Megan Duffy	2003-04	33.3

DOUBLE-DOUBLES

Most Double-Doubles

Player	Season	DD
1. Katryna Gaither	1996-97	16
2. Shari Matvey	1979-80	15
3. Katryna Gaither	1995-96	14
4. Jacqueline Batteast	2003-04	13
5. Ruth Riley	1998-99	12
6. Jacqueline Batteast	2001-02	11
Margaret Nowlin	1991-92	11
Jane Politiski	1978-79	11
9. six tied with		10
(MR: Devereaux Peters	2010-11)	

Most Double-Doubles (Guard)

Player	Season	DD
1. Lindsay Schrader	2008-09	7
2. Lindsay Schrader	2009-10	6
Danielle Green	1998-99	6
4. Beth Morgan	1996-97	5
5. Niele Ivey	2000-01	4
Niele Ivey	1999-00	4
Niele Ivey	1998-99	4
Sara Liebscher	1989-90	4

Current players listed in boldface

Individual Records by Class

MOST POINTS

As a Freshman

Player	Season	Pts.
1. Shari Matvey	1979-80	529
2. Beth Morgan	1993-94	518
3. Skylar Diggins	2009-10	484
4. Alicia Ratay	1999-00	447
5. Courtney LaVere	2002-03	398
6. Michelle Marciniak	1991-92	381
7. Ruth Riley	1997-98	368
8. Jacqueline Batteast	2001-02	358
9. Ashley Barlow	2006-07	329
10. Mary Beth Schueth	1981-82	326

As a Sophomore

Player	Season	Pts.
1. Katryna Gaither	1994-95	590
2. Skylar Diggins	2010-11	585
3. Ruth Riley	1998-99	514
4. Beth Morgan	1994-95	482
5. Alicia Ratay	2000-01	466
6. Jacqueline Batteast	2002-03	445
7. Sandy Botham	1985-86	423
8. Shari Matvey	1980-81	414
9. Ashley Barlow	2007-08	410
10. Karen Robinson	1988-89	400

As a Junior

Player	Season	Pts.
1. Beth Morgan	1995-96	626
2. Katryna Gaither	1995-96	613
3. Natalie Novosel	2010-11	588
4. Charel Allen	2006-07	545
5. Ruth Riley	1999-00	518
6. Jacqueline Batteast	2003-04	512
7. Heidi Bunek	1987-88	502
8. Trena Keys	1984-85	483
9. Alicia Ratay	2001-02	462
10. Karen Robinson	1989-90	437

As a Senior

Player	Season	Pts.
1. Katryna Gaither	1996-97	776
2. Beth Morgan	1996-97	696
3. Ruth Riley	2000-01	672
4. Trena Keys	1985-86	587
5. Jacqueline Batteast	2004-05	559
6. Karen Robinson	1990-91	538
7. Charel Allen	2007-08	513
8. Margaret Nowlin	1991-92	513
9. Sheila McMillen	1998-99	476
10. Megan Duffy	2005-06	469

HIGHEST SCORING AVERAGE

As a Freshman

Player	Season	PPG
1. Beth Morgan	1993-94	17.9
2. Shari Matvey	1979-80	17.6
3. Alicia Ratay	1999-00	14.0
4. Skylar Diggins	2009-10	13.8
5. Jacqueline Batteast	2001-02	13.8
6. Mary Beth Schueth	1981-82	13.0
7. Courtney LaVere	2002-03	12.8
8. Carrie Bates	1981-82	12.4
9. Michelle Marciniak	1991-92	12.3
10. Ruth Riley	1997-98	11.5

As a Sophomore

Player	Season	PPG
1. Katryna Gaither	1994-95	19.0
2. Beth Morgan	1994-95	17.9
3. Ruth Riley	1998-99	16.6
4. Skylar Diggins	2010-11	15.0
5. Shari Matvey	1980-81	14.8
6. Heidi Bunek	1986-87	14.4
7. Jacqueline Batteast	2002-03	13.9
8. Comalita Haysbert	1989-90	13.9
9. Sandy Botham	1985-86	13.6
10. Letitia Bowen	1992-93	13.5

As a Junior

Player	Season	PPG
1. Beth Morgan	1995-96	20.2
2. Katryna Gaither	1995-96	19.8
3. Heidi Bunek	1987-88	17.9
4. Trena Keys	1984-85	17.3
5. Charel Allen	2006-07	17.0
6. Ruth Riley	1999-00	16.2
7. Jacqueline Batteast	2003-04	16.0
8. Alicia Ratay	2001-02	15.4
9. Natalie Novosel	2010-11	15.1
Karen Robinson	1989-90	15.1

As a Senior

Player	Season	PPG
1. Katryna Gaither	1996-97	20.4
2. Trena Keys	1985-86	19.6
3. Ruth Riley	2000-01	18.7
4. Beth Morgan	1996-97	18.3
5. Jacqueline Batteast	2004-05	16.9
6. Karen Robinson	1990-91	16.8
7. Margaret Nowlin	1991-92	16.6
8. Heidi Bunek	1988-89	16.2
9. Sandy Botham	1987-88	16.0
10. Megan Duffy	2005-06	15.6

MOST FIELD GOALS MADE

As a Freshman

Player	Season	FGM
1. Shari Matvey	1979-80	237
2. Beth Morgan	1993-94	192
3. Skylar Diggins	2009-10	169
4. Courtney LaVere	2002-03	151
5. Alicia Ratay	1999-00	145
6. Michelle Marciniak	1991-92	142
7. Ruth Riley	1997-98	141
8. Mary Beth Schueth	1981-82	137
9. Carrie Bates	1981-82	136
10. Jacqueline Batteast	2001-02	132

As a Sophomore

Player	Season	FGM
1. Katryna Gaither	1994-95	252
2. Skylar Diggins	2010-11	202
3. Ruth Riley	1998-99	198
4. Shari Matvey	1980-81	184
5. Jacqueline Batteast	2002-03	179
6. Beth Morgan	1994-95	176
7. Sandy Botham	1985-86	172
8. Heidi Bunek	1986-87	161
9. Alicia Ratay	2000-01	160
10. Karen Robinson	1988-89	158

As a Junior

Player	Season	FGM
1. Katryna Gaither	1995-96	261
2. Beth Morgan	1995-96	219
3. Charel Allen	2006-07	213
4. Heidi Bunek	1987-88	212
5. Trena Keys	1984-85	212
6. Jacqueline Batteast	2003-04	204
7. Ruth Riley	1999-00	193
8. Natalie Novosel	2010-11	187
9. Karen Robinson	1989-90	168
10. Ericka Haney	2000-01	159

As a Senior

Player	Season	FGM
1. Katryna Gaither	1996-97	324
2. Trena Keys	1985-86	250
3. Ruth Riley	2000-01	245
4. Beth Morgan	1996-97	235
5. Karen Robinson	1990-91	228
6. Margaret Nowlin	1991-92	212
7. Jacqueline Batteast	2004-05	208
8. Charel Allen	2007-08	198
9. Devereaux Peters	2010-11	195
10. Sandy Botham	1987-88	176

MOST FIELD GOALS ATTEMPTED

As a Freshman

Player	Season	FGA
1. Beth Morgan	1993-94	410
2. Shari Matvey	1979-80	407
3. Skylar Diggins	2009-10	385
4. Michelle Marciniak	1991-92	357
5. Jacqueline Batteast	2001-02	327
6. Courtney LaVere	2002-03	311
7. Alicia Ratay	1999-00	294
8. Lindsay Schrader	2005-06	287
9. Mary Beth Schueth	1981-82	265
10. Ashley Barlow	2006-07	254

As a Sophomore

Player	Season	FGA
1. Skylar Diggins	2010-11	468
2. Jacqueline Batteast	2002-03	461
3. Katryna Gaither	1994-95	406
4. Beth Morgan	1994-95	392
5. Shari Matvey	1980-81	379
6. Alicia Ratay	2000-01	318
7. Karen Robinson	1988-89	313
8. Ashley Barlow	2007-08	290
Ruth Riley	1998-99	290
10. Charel Allen	2005-06	285

As a Junior

Player	Season	FGA
1. Charel Allen	2006-07	491
2. Beth Morgan	1995-96	475
3. Jacqueline Batteast	2003-04	451
4. Natalie Novosel	2010-11	414
5. Katryna Gaither	1995-96	412
6. Trena Keys	1984-85	410
7. Danielle Green	1998-99	369
8. Karen Robinson	1989-90	356
9. Ericka Haney	2000-01	338
10. Sheila McMillen	1997-98	330



In her final three seasons at Notre Dame, Jacqueline Batteast scored at least 445 points, including a career-high 559 points in 2004-05, the fifth-highest total ever produced by a Fighting Irish senior.



Alicia Ratay set class records for three-point percentage as a freshman, sophomore and senior, establishing a new NCAA mark for sophomores (.547) in 2000-01.

As a Senior

Player	Season	FGA
1. Beth Morgan	1996-97	575
2. Katryna Gaither	1996-97	544
3. Jacqueline Batteast	2004-05	505
4. Trena Keys	1985-86	483
5. Karen Robinson	1990-91	475
6. Charel Allen	2007-08	447
7. Ruth Riley	2000-01	390
8. Margaret Nowlin	1991-92	381
9. Danielle Green	1998-99	369
10. Lindsay Schrader	2008-09	356

HIGHEST FIELD GOAL PERCENTAGE

As a Freshman (min. 3.5 made per game)

Player	Season	FGM-A	Pct.
1. Ruth Riley	1997-98	141-235	.600
2. Heidi Bunek	1985-86	96-161	.596
3. Carrie Bates	1981-82	136-231	.589
4. Shari Matvey	1979-80	237-407	.582
5. Kayla McBride	2010-11	68-122	.557
6. Annie Schwartz	1986-87	112-209	.536
7. Sandy Botham	1984-85	108-204	.529
8. Devereaux Peters	2007-08	82-157	.522
9. Mary Beth Schueth	1981-82	137-265	.517
10. Ruth Kaiser	1981-82	99-196	.505

As a Sophomore

Player	Season	FGM-A	Pct.
1. Ruth Riley	1998-99	198-290	.683
2. Sandy Botham	1985-86	172-269	.639
3. Katryna Gaither	1994-95	252-406	.621
4. Carey Poor	1993-94	99-163	.607
5. Heidi Bunek	1986-87	161-267	.603
6. Krissi Davis	1988-89	120-208	.577
7. Sara Liebscher	1988-89	118-216	.546
8. Comalita Haysbert	1989-90	80-147	.544
9. Margaret Nowlin	1989-90	137-271	.506
10. Alicia Ratay	2000-01	160-318	.503

As a Junior

Player	Season	FGM-A	Pct.
1. Katryna Gaither	1995-96	261-412	.633
2. Ruth Riley	1999-00	193-314	.615
3. Heidi Bunek	1987-88	212-348	.609
4. Krissi Davis	1989-90	145-250	.580
5. Sandy Botham	1986-87	138-246	.561
6. Carrie Bates	1983-84	129-234	.551
7. Shari Matvey	1981-82	109-203	.537
8. Trena Keys	1984-85	212-410	.517
9. Sara Liebscher	1989-90	106-206	.515
10. Margaret Nowlin	1990-91	143-278	.514
Mary Beth Schueth	1983-84	114-222	.514

As a Senior

Player	Season	FGM-A	Pct.
1. Ruth Riley	2000-01	245-390	.628
2. Sandy Botham	1987-88	176-291	.605
3. Katryna Gaither	1996-97	324-544	.596
4. Devereaux Peters	2010-11	395-529	.593
5. Krissi Davis	1990-91	158-273	.579
6. Rosanne Bohman	1996-97	162-288	.562
7. Margaret Nowlin	1991-92	212-381	.556
8. Kelley Siemon	2000-01	155-282	.550
9. Carrie Bates	1984-85	88-161	.547
10. Lindsay Schrader	2009-10	154-285	.540

MOST 3-POINT FIELD GOALS MADE

As a Freshman

Player	Season	3FGM
1. Alicia Ratay	1999-00	73
2. Beth Morgan	1993-94	46
3. Sheila McMillen	1995-96	41
4. Skylar Diggins	2009-10	35
5. Brittany Mallory	2007-08	34
6. Sherisha Hills	1998-99	31
7. Jeneka Joyce	2000-01	30
8. Kellie Watson	2008-09	28
9. Jacqueline Batteast	2001-02	27
10. Kelsey Wicks	2001-02	23

As a Sophomore

Player	Season	3FGM
1. Alicia Ratay	2000-01	81
2. Beth Morgan	1994-95	53
3. Lisa Kuhns	1987-88	48
4. Megan Duffy	2003-04	46
5. Sheila McMillen	1996-97	42
6. Skylar Diggins	2010-11	36
7. Ashley Barlow	2007-08	27
8. Niele Ivey	1997-98	25
9. Coquese Washington	1990-91	24
10. Sherri Orlosky	1991-92	23

As a Junior

Player	Season	3FGM
1. Beth Morgan	1995-96	71
2. Sheila McMillen	1997-98	68
3. Alicia Ratay	2001-02	58
4. Megan Duffy	2004-05	50
5. Niele Ivey	1998-99	47
6. Ashley Barlow	2008-09	40
7. Mollie Peirick	1996-97	39
8. Natalie Novosel	2010-11	31
Sherri Orlosky	1992-93	31
10. Brittany Mallory	2009-10	28

As a Senior

Player	Season	3FGM
1. Sheila McMillen	1998-99	98
2. Niele Ivey	1999-00	61
Beth Morgan	1996-97	61
4. Megan Duffy	2005-06	58
5. Niele Ivey	2000-01	57
Mollie Peirick	1997-98	57
7. Ashley Barlow	2009-10	53
8. Alicia Ratay	2002-03	50
9. Brittany Mallory	2010-11	45
10. Jeneka Joyce	2003-04	44

MOST 3-POINT FIELD GOALS ATTEMPTED

As a Freshman

Player	Season	3FGA
1. Alicia Ratay	1999-00	152
2. Beth Morgan	1993-94	124
3. Brittany Mallory	2007-08	122
4. Sherisha Hills	1998-99	114
5. Skylar Diggins	2009-10	100
6. Kellie Watson	2008-09	94
7. Sheila McMillen	1995-96	89
8. Jacqueline Batteast	2001-02	81
9. Jeneka Joyce	2000-01	79
10. Kelsey Wicks	2001-02	69

As a Sophomore

Player	Season	3FGA
1. Alicia Ratay	2000-01	148
2. Sheila McMillen	1996-97	142
3. Beth Morgan	1994-95	139
4. Lisa Kuhns	1987-88	118
5. Megan Duffy	2003-04	114
6. Skylar Diggins	2010-11	108
7. Ashley Barlow	2007-08	89
8. Niele Ivey	1997-98	67
9. Coquese Washington	1990-91	61
10. Mollie Peirick	1995-96	60

As a Junior

Player	Season	3FGA
1. Beth Morgan	1995-96	178
2. Sheila McMillen	1997-98	172
3. Alicia Ratay	2001-02	142
4. Megan Duffy	2004-05	125
5. Ashley Barlow	2008-09	110
6. Niele Ivey	1998-99	105
7. Mollie Peirick	1996-97	94
8. Brittany Mallory	2009-10	91
9. Charel Allen	2006-07	85
10. Natalie Novosel	2010-11	75

As a Senior

Player	Season	3FGA
1. Sheila McMillen	1998-99	247
2. Beth Morgan	1996-97	187
3. Megan Duffy	2005-06	167
Niele Ivey	1999-00	167
5. Mollie Peirick	1997-98	163
6. Ashley Barlow	2009-10	146
7. Niele Ivey	2000-01	129
8. Brittany Mallory	2010-11	112
9. Jeneka Joyce	2003-04	111
10. Breona Gray	2006-07	109

HIGHEST 3-POINT FIELD GOAL PERCENTAGE

As a Freshman (min. 1.0 made per game)

Player	Season	3FGM-A	Pct.
1. Alicia Ratay	1999-00	73-152	.480
2. Sheila McMillen	1995-96	41-89	.461
3. Jeneka Joyce	2000-01	30-79	.380
4. Beth Morgan	1993-94	46-124	.371
5. Skylar Diggins	2009-10	35-100	.350
6. Jacqueline Batteast	2001-02	27-81	.333
7. Brittany Mallory	2007-08	34-122	.279
8. Sherisha Hills	1998-99	31-114	.272

Individual Records by Class



Katryna Gaither had the most rebounds ever by a Notre Dame junior and senior, grabbing a school-record 368 boards during her final season in 1996-97.

As a Sophomore

Player	Season	3FGM-A	Pct.
1. Alicia Ratay	2000-01	81-148	.547*
2. Lisa Kuhns	1987-88	48-118	.407
3. Megan Duffy	2003-04	46-114	.404
4. Beth Morgan	1994-95	53-139	.381
5. Sheila McMillen	1996-97	42-142	.296

* - NCAA sophomore record

As a Junior

Player	Season	3FGM-A	Pct.
1. Niele Ivey	1998-99	47-105	.448
2. Sherri Orlosky	1992-93	31-74	.419
3. Mollie Peirick	1996-97	39-94	.415
4. Alicia Ratay	2001-02	58-142	.408
5. Megan Duffy	2004-05	50-125	.400
6. Beth Morgan	1995-96	71-178	.397
7. Sheila McMillen	1997-98	68-172	.395
8. Ashley Barlow	2008-09	40-110	.364
9. Mollie Peirick	1996-97	39-94	.296

As a Senior

Player	Season	3FGM-A	Pct.
1. Alicia Ratay	2002-03	50-108	.463
2. Niele Ivey	2000-01	57-129	.442
3. Lisa Kuhns	1989-90	37-85	.435
4. Brittany Mallory	2010-11	45-112	.402
5. Sheila McMillen	1998-99	98-247	.397
6. Jeneka Joyce	2003-04	44-111	.396
7. Niele Ivey	1999-00	61-167	.365
8. Ashley Barlow	2009-10	53-146	.363
9. Mollie Peirick	1997-98	57-163	.350
10. Megan Duffy	2005-06	58-167	.347
Coquese Washington	1992-93	33-95	.347

MOST FREE THROWS MADE

As a Freshman

Player	Season	FTM
1. Skylar Diggins	2009-10	111
2. Courtney LaVere	2002-03	95
3. Ashley Barlow	2006-07	90
4. Beth Morgan	1993-94	88
5. Ruth Riley	1997-98	86
6. Michelle Marciniak	1991-92	85
7. Alicia Ratay	1999-00	84

8. Charel Allen	2004-05	72
9. Jacqueline Batteast	2001-02	67
10. Natalie Novosel	2008-09	65

As a Sophomore

Player	Season	FTM
1. Skylar Diggins	2010-11	145
2. Ruth Riley	1998-99	118
3. Ashley Barlow	2007-08	111
4. Krissi Davis	1988-89	94
5. Letitia Bowen	1992-93	87
6. Megan Duffy	2003-04	86
Katryna Gaither	1994-95	86
8. Karen Robinson	1988-89	82
9. Sandy Botham	1985-86	79
10. Jacqueline Batteast	2002-03	78

As a Junior

Player	Season	FTM
1. Natalie Novosel	2010-11	183
2. Megan Duffy	2004-05	137
3. Ruth Riley	1999-00	132
4. Beth Morgan	1995-96	117
5. Danielle Green	1998-99	116
6. Alicia Ratay	2001-02	112
7. Tulyah Gaines	2006-07	101
Karen Robinson	1989-90	101
9. Sheila McMillen	1997-98	97
10. Jacqueline Batteast	2003-04	94

As a Senior

Player	Season	FTM
1. Ruth Riley	2000-01	182
2. Beth Morgan	1996-97	165
3. Megan Duffy	2005-06	135
4. Katryna Gaither	1996-97	128
5. Jacqueline Batteast	2004-05	127
6. Alicia Ratay	2002-03	126
7. Danielle Green	1998-99	116
8. Letitia Bowen	1994-95	108
9. Charel Allen	2007-08	101
10. Le'Tania Severe	2003-04	97

MOST FREE THROWS ATTEMPTED

As a Freshman

Player	Season	FTA
1. Skylar Diggins	2009-10	142
2. Courtney LaVere	2002-03	136
3. Ruth Riley	1997-98	115
4. Beth Morgan	1993-94	112
5. Lindsay Schrader	2005-06	111
6. Kelley Siemon	1997-98	110
Michelle Marciniak	1991-92	110
8. Ashley Barlow	2006-07	109
9. Mary Beth Scheuth	1981-82	105
10. Alicia Ratay	1999-00	101

As a Sophomore

Player	Season	FTA
1. Skylar Diggins	2010-11	198
2. Ruth Riley	1998-99	171
3. Katryna Gaither	1994-95	167
4. Ashley Barlow	2007-08	138
5. Krissi Davis	1988-89	124
6. Le'Tania Severe	2001-02	117
7. Jacqueline Batteast	2002-03	116
8. Letitia Bowen	1992-93	106
9. Megan Duffy	2003-04	105
Sandy Botham	1985-86	105

As a Junior

Player	Season	FTA
1. Natalie Novosel	2010-11	232
2. Ruth Riley	1999-00	164
3. Katryna Gaither	1995-96	157
4. Megan Duffy	2004-05	153
5. Danielle Green	1998-99	151
6. Jacqueline Batteast	2003-04	150
7. Beth Morgan	1995-96	137
8. Karen Robinson	1989-90	128
9. Alicia Ratay	2001-02	127
10. Heidi Bunek	1987-88	125

As a Senior

Player	Season	FTA
1. Ruth Riley	2000-01	237
2. Beth Morgan	1996-97	204
3. Katryna Gaither	1996-97	180
4. Jacqueline Batteast	2004-05	162
5. Megan Duffy	2005-06	152
6. Danielle Green	1999-00	151
7. Alicia Ratay	2002-03	143
8. Letitia Bowen	1994-95	134
9. Krissi Davis	1990-91	126
Sandy Botham	1987-88	126

HIGHEST FREE THROW PERCENTAGE

As a Freshman (min. 2.0 made per game)

Player	Season	FTM-A	Pct.
1. Charel Allen	2004-05	72-85	.847
2. Carey Poor	1992-93	49-58	.845
3. Alicia Ratay	1999-00	84-101	.832
4. Ashley Barlow	2006-07	90-109	.826
5. Beth Morgan	1993-94	88-112	.786
6. Skylar Diggins	2009-10	111-142	.782
7. Karen Robinson	1987-88	57-73	.781
8. Michelle Marciniak	1991-92	85-110	.773
9. Ruth Riley	1997-98	86-115	.748
10. Natalie Novosel	2008-09	65-90	.722

As a Sophomore

Player	Season	FTM-A	Pct.
1. Letitia Bowen	1992-93	87-106	.821
2. Megan Duffy	2003-04	86-105	.819
3. Sara Liebscher	1988-89	72-88	.818
4. Ashley Barlow	2007-08	111-138	.804
Karen Robinson	1988-89	82-102	.804
6. Beth Morgan	1994-95	77-96	.802
7. Niele Ivey	1997-98	63-80	.788
8. Krissi Davis	1988-89	91-124	.758
9. Margaret Nowlin	1989-90	64-85	.753

As a Junior

Player	Season	FTM-A	Pct.
1. Megan Duffy	2004-05	137-153	.895
2. Alicia Ratay	2001-02	112-127	.882
3. Niele Ivey	1998-99	80-92	.870
4. Beth Morgan	1995-96	117-137	.854
5. Charel Allen	2006-07	93-111	.838
6. Carrie Bates	1983-84	75-91	.824
7. Laura Dougherty	1983-84	55-67	.821
8. Tulyah Gaines	2006-07	101-124	.815
9. Le'Tania Severe	2002-03	88-109	.807
10. Ruth Riley	1999-00	132-164	.805

As a Senior

Player	Season	FTM-A	Pct.
1. Megan Duffy	2005-06	135-152	.888
2. Alicia Ratay	2002-03	126-143	.881
3. Sheila McMillen	1998-99	88-101	.871
4. Krissi Davis	1990-91	107-126	.849
5. Mollie Peirick	1997-98	67-80	.838
6. Ashley Barlow	2009-10	84-102	.824
7. Le'Tania Severe	2003-04	97-118	.822
8. Karen Robinson	1990-91	67-82	.817
9. Charel Allen	2007-08	101-124	.815
10. Kara Leary	1993-94	79-97	.814



As a senior in 1987-88, Mary Gavin averaged a school-record 8.7 assists and 3.3 steals per game.

MOST REBOUNDS

As a Freshman

Player	Season	Rebs.
1. Shari Matvey	1979-80	305
2. Ruth Riley	1997-98	233
3. Mary Beth Schueth	1981-82	227
4. Letitia Bowen	1991-92	218
5. Natalie Achonwa	2010-11	208
6. Jacqueline Batteast	2001-02	204
7. Courtney LaVere	2002-03	180
8. Ashley Barlow	2006-07	173
9. Kelley Siemon	1997-98	165
10. Erica Williamson	2006-07	163

As a Sophomore

Player	Season	Rebs.
1. Jacqueline Batteast	2002-03	267
2. Ruth Riley	1998-99	260
3. Letitia Bowen	1992-93	246
4. Mary Beth Schueth	1982-83	241
5. Katryna Galthier	1994-95	239
6. Sandy Botham	1985-86	223
7. Margaret Nowlin	1989-90	217
8. Heidi Bunek	1986-87	215
9. Shari Matvey	1980-81	213
10. Krissi Davis	1988-89	208

As a Junior

Player	Season	Rebs.
1. Katryna Galthier	1995-96	283
2. Jacqueline Batteast	2003-04	276
3. Letitia Bowen	1993-94	276
4. Heidi Bunek	1987-88	246
5. Margaret Nowlin	1990-91	240
6. Ruth Riley	1999-00	233
7. Krissi Davis	1989-90	233
8. Lindsay Schrader	2007-08	210
9. Ericka Haney	2000-01	204
10. Charel Allen	2006-07	197

As a Senior

Player	Season	Rebs.
1. Katryna Galthier	1996-97	368
2. Devereaux Peters	2010-11	293
3. Ruth Riley	2000-01	281
4. Margaret Nowlin	1991-92	270
5. Letitia Bowen	1994-95	259
6. Beth Morgan	1996-97	233
7. Lindsay Schrader	2009-10	228
8. Lindsay Schrader	2008-09	228
9. Kelley Siemon	2000-01	228
10. Jacqueline Batteast	2004-05	218
Sandy Botham	1987-88	218

HIGHEST REBOUNDING AVERAGE

As a Freshman

Player	Season	RPG
1. Shari Matvey	1979-80	10.2
2. Mary Beth Schueth	1981-82	9.1
3. Jacqueline Batteast	2001-02	7.8
4. Letitia Bowen	1991-92	7.8
5. Ruth Riley	1997-98	7.3
6. Carrie Bates	1981-82	6.5
7. Heidi Bunek	1985-86	6.3
8. Devereaux Peters	2007-08	5.6
9. Courtney LaVere	2002-03	5.6
10. Natalie Achonwa	2010-11	5.3

As a Sophomore

Player	Season	RPG
1. Janice Crowe	1980-81	10.2
2. Letitia Bowen	1992-93	9.8
3. Mary Beth Schueth	1982-83	9.0
4. Ruth Riley	1998-99	8.4
5. Jacqueline Batteast	2002-03	8.3
6. Heidi Bunek	1986-87	8.0
7. Katryna Galthier	1994-95	7.7
8. Shari Matvey	1980-81	7.6
9. Margaret Nowlin	1989-90	7.5
10. Sandy Botham	1985-86	7.2

As a Junior

Player	Season	RPG
1. Jane Politiski	1978-79	9.6
2. Letitia Bowen	1993-94	9.5
3. Katryna Galthier	1995-96	9.1
4. Heidi Bunek	1987-88	8.8
5. Jacqueline Batteast	2003-04	8.6
6. Krissi Davis	1989-90	8.0
7. Margaret Nowlin	1990-91	7.5
8. Ruth Riley	1999-00	7.3
9. Sandy Botham	1986-87	7.1
10. Mary Beth Schueth	1983-84	6.9

As a Senior

Player	Season	RPG
1. Katryna Galthier	1996-97	9.7
2. Jane Politiski	1978-79	9.6
3. Margaret Nowlin	1991-92	8.7
4. Letitia Bowen	1994-95	8.4
5. Jane Politiski	1979-80	7.9
6. Ruth Riley	2000-01	7.8
7. Sandy Botham	1987-88	7.8
8. Mary Beth Schueth	1984-85	7.7
9. Devereaux Peters	2010-11	7.5
Heidi Bunek	1988-89	7.5

MOST ASSISTS

As a Freshman

Player	Season	Asst.
1. Mary Gavin	1984-85	116
2. Coquese Washington	1989-90	114
3. Skyler Diggins	2009-10	112
4. Mollie Peirick	1994-95	106
5. Karen Robinson	1987-88	99
6. Ruth Kaiser	1981-82	89
7. Michelle Marciniak	1991-92	85
8. Melissa Lechlitner	2006-07	83

Vonnie Thompson	1983-84	83
10. Laura Dougherty	1981-82	79

As a Sophomore

Player	Season	Asst.
1. Mary Gavin	1985-86	205
2. Skyler Diggins	2010-11	186
3. Karen Robinson	1988-89	184
4. Coquese Washington	1990-91	179
5. Mollie Peirick	1995-96	177
6. Le'Tania Severe	2001-02	146
7. Mollie Peirick	1995-96	138
8. Megan Duffy	2003-04	125
9. Laura Dougherty	1982-83	102
10. Diandra Toney	1986-87	101

As a Junior

Player	Season	Asst.
1. Mary Gavin	1986-87	214
2. Niele Ivey	1998-99	181
3. Megan Duffy	2004-05	178
4. Mollie Peirick	1996-97	169
5. Coquese Washington	1991-92	141
6. Karen Robinson	1989-90	137
7. Tulyah Gaines	2006-07	125
8. Le'Tania Severe	2002-03	121
9. Melissa Lechlitner	2008-09	106
10. Sara Liebscher	1989-90	99

As a Senior

Player	Season	Asst.
1. Niele Ivey	2000-01	247
2. Mary Gavin	1987-88	243
3. Mollie Peirick	1997-98	199
4. Niele Ivey	1999-00	194
5. Jeannine Augustin	1996-97	193
6. Karen Robinson	1990-91	159
7. Kara Leahy	1993-94	151
8. Tulyah Gaines	2007-08	129
9. Megan Duffy	2005-06	124
10. Coquese Washington	1992-93	120



As a feisty power forward in 1991-92, Margaret Nowlin averaged 8.7 rebounds per game, which still ranks as the third-highest mark ever posted by a Notre Dame senior in one season.

Individual Records by Class

HIGHEST ASSIST AVERAGE

As a Freshman		
Player	Season	APG
1. Mary Gavin	1984-85	4.5
2. Mollie Peirick	1994-95	3.93
Coquese Washington	1989-90	3.93
4. Ruth Kaiser	1981-82	3.87
5. Karen Robinson	1987-88	3.5
6. Skylar Diggins	2009-10	3.2
Laura Dougherty	1981-82	3.2
8. Vonnie Thompson	1983-84	3.0
9. Audrey Gomez	1991-92	2.9
10. Michelle Marciniak	1991-92	2.7

As a Sophomore		
Player	Season	APG
1. Mary Gavin	1985-86	6.6
2. Karen Robinson	1988-89	5.8
3. Mollie Peirick	1995-96	5.7
4. Coquese Washington	1990-91	5.6
5. Le'Tania Severe	2001-02	4.9
6. Skylar Diggins	2010-11	4.8
7. Megan Duffy	2003-04	3.9
8. Laura Dougherty	1982-83	3.8
9. Diondra Toney	1986-87	3.7
10. Kara Leary	1991-92	3.5

As a Junior		
Player	Season	APG
1. Mary Gavin	1986-87	7.9
2. Niele Ivey	1998-99	6.5
3. Coquese Washington	1991-92	5.6
4. Megan Duffy	2004-05	5.4
5. Karen Robinson	1989-90	4.7
6. Mollie Pierick	1996-97	4.5
7. Molly Cashman	1978-79	4.0
8. Tulyah Gaines	2006-07	3.9
9. Le'Tania Severe	2002-03	3.8
10. Sara Liebscher	1989-90	3.5



Megan Duffy set a school record by collecting 90 steals as a junior in 2004-05.

As a Senior

Player	Season	APG
1. Mary Gavin	1987-88	8.7
2. Niele Ivey	2000-01	6.9
3. Mollie Peirick	1997-98	6.2
4. Niele Ivey	1999-00	6.1
5. Kara Leary	1993-94	5.2
6. Jeannine Augustin	1996-97	5.1
7. Karen Robinson	1990-91	5.0
8. Coquese Washington	1992-93	4.4
9. Megan Duffy	2005-06	4.1
10. Tulyah Gaines	2007-08	3.8

MOST BLOCKED SHOTS

As a Freshman		
Player	Season	Bls.
1. Shari Matvey	1979-80	94
2. Ruth Riley	1997-98	71
3. Devereaux Peters	2007-08	45
4. Erica Williamson	2006-07	39
5. Erica Solomon	2008-09	38
6. Jacqueline Batteast	2001-02	36
7. Amanda Barksdale	1999-2000	34
8. Majenica Rupe	1989-90	28
9. Courtney LaVere	2002-03	27
10. Trena Keys	1982-83	25

As a Sophomore		
Player	Season	Bls.
1. Ruth Riley	1998-99	101
2. Amanda Barksdale	2000-01	58
3. Jacqueline Batteast	2002-03	50
4. Katryna Gailther	1994-95	46
5. Teresa Borton	2002-03	42
6. Courtney LaVere	2003-04	41
7. Erica Williamson	2007-08	38
8. Melissa D'Amico	2005-06	35
9. Heidi Bunek	1986-87	31
10. Trena Keys	1983-84	26

As a Junior

Player	Season	Bls.
1. Ruth Riley	1999-00	85
2. Amanda Barksdale	2001-02	78
3. Trena Keys	1984-85	43
4. Katryna Gailther	1995-96	40
5. Heidi Bunek	1987-88	39
6. Tricia McManus	1979-80	39
7. Jacqueline Batteast	2003-04	38
8. Margaret Nowlin	1990-91	33
9. Teresa Borton	2003-04	32
10. Devereaux Peters	2009-10	30
Melissa D'Amico	2006-07	30

As a Senior

Player	Season	Bls.
1. Ruth Riley	2000-01	113
2. Devereaux Peters	2010-11	68
3. Teresa Borton	2004-05	57
4. Courtney LaVere	2005-06	50
5. Jacqueline Batteast	2004-05	43
6. Katryna Gailther	1996-97	35
7. Trena Keys	1985-86	30
8. Charel Allen	2007-08	26
Letitia Bowen	1994-95	26
10. Mollie Peirick	1997-98	22

HIGHEST BLOCKED SHOT AVERAGE

As a Freshman		
Player	Season	BPG
1. Shari Matvey	1979-80	3.1
2. Ruth Riley	1997-98	2.2
3. Devereaux Peters	2007-08	2.0
4. Jacqueline Batteast	2001-02	1.4
5. Erica Williamson	2006-07	1.3
6. Erica Solomon	2008-09	1.23
7. Amanda Barksdale	1999-00	1.21
8. Trena Keys	1982-83	1.0



Two-time North Star Conference Player of the Year Trena Keys was not only a great scorer, but also a great defender during her time at Notre Dame in the late 1980s. To this day, her shot blocking averages as a junior (1.5 in 1983-84) and senior (1.0 in 1985-86) remain among the top seven class marks in Fighting Irish history.

As a Sophomore

Player	Season	BPG
1. Ruth Riley	1998-99	3.3
2. Amanda Barksdale	2000-01	1.7
3. Jacqueline Batteast	2002-03	1.6
4. Katryna Gailther	1994-95	1.5
5. Teresa Borton	2002-03	1.3
6. Courtney LaVere	2003-04	1.28
7. Melissa D'Amico	2005-06	1.17
Tricia McManus	1979-80	1.17
9. Heidi Bunek	1986-87	1.15
10. Erica Williamson	2007-08	1.1

As a Junior

Player	Season	BPG
1. Amanda Barksdale	2001-02	3.0
2. Ruth Riley	1999-00	2.7
3. Trena Keys	1984-85	1.5
4. Heidi Bunek	1987-88	1.4
5. Tricia McManus	1979-80	1.3
6. Katryna Gailther	1995-96	1.29
7. Devereaux Peters	2009-10	1.2
Jacqueline Batteast	2003-04	1.2
9. Beth Morrison	1986-87	1.1
10. Margaret Nowlin	1990-91	1.03

As a Senior

Player	Season	BPG
1. Ruth Riley	2000-01	3.1
2. Devereaux Peters	2010-11	1.74
3. Teresa Borton	2004-05	1.73
4. Courtney LaVere	2005-06	1.67
5. Jacqueline Batteast	2004-05	1.3
6. Beth Morrison	1986-87	1.1
7. Trena Keys	1985-86	1.0

MOST STEALS

As a Freshman

Player	Season	Stls.
1. Skylar Diggins	2009-10	90
2. Coquese Washington	1989-90	67
3. Ashley Barlow	2006-07	63
Michelle Marciniak	1991-92	63
5. Ruth Kaiser	1981-82	61
6. Laura Dougherty	1981-82	60
7. Mary Beth Schueth	1981-82	52
8. Alicia Ratay	1999-00	49
9. Natalie Novosel	2008-09	45
10. Brittany Mallory	2007-08	42

As a Sophomore

Player	Season	Stls.
1. Coquese Washington	1990-91	83
2. Krissi Davis	1988-89	81
3. Niele Ivey	1997-98	77
4. Skylar Diggins	2010-11	75
5. Mary Gavin	1985-86	72
6. Ashley Barlow	2007-08	68
7. Jacqueline Batteast	2002-03	63
Karen Robinson	1988-89	63
9. Le'Tania Severe	2001-02	60
Mollie Peirick	1995-96	60

As a Junior

Player	Season	Stls.
1. Megan Duffy	2004-05	90
2. Mary Gavin	1986-87	80
3. Coquese Washington	1991-92	79
4. Niele Ivey	1998-99	74
5. Comalita Haysbert	1990-91	72
6. Ashley Barlow	2008-09	70
7. Le'Tania Severe	2002-03	69
Letitia Bowen	1993-94	69
9. Tulyah Gaines	2006-07	66
10. Beth Morgan	1995-96	64

As a Senior

Player	Season	Stls.
1. Niele Ivey	1999-00	95
2. Niele Ivey	2000-01	94
3. Mary Gavin	1987-88	93
4. Jeannine Augustin	1996-97	92
5. Ashley Barlow	2009-10	80
6. Coquese Washington	1992-93	78
7. Brittany Mallory	2010-11	77
8. Katryna Galthier	1996-97	76
Krissi Davis	1990-91	76
10. Kara Leary	1993-94	71

HIGHEST STEAL AVERAGE

As a Freshman

Player	Season	SPG
1. Ruth Kaiser	1981-82	2.7
2. Skylar Diggins	2009-10	2.6
3. Laura Dougherty	1981-82	2.4
4. Coquese Washington	1989-90	2.3
5. Trena Keys	1982-83	2.11
6. Mary Beth Schueth	1981-82	2.08
7. Michelle Marciniak	1991-92	2.03
8. Ashley Barlow	2006-07	1.97
9. Devereaux Peters	2007-08	1.7
10. Alicia Ratay	1999-00	1.53

As a Sophomore

Player	Season	SPG
1. Coquese Washington	1990-91	2.6
2. Niele Ivey	1997-98	2.5
Krissi Davis	1988-89	2.5
4. Mary Gavin	1985-86	2.3
5. Ruth Kaiser	1982-83	2.1
6. Le'Tania Severe	2001-02	2.0
7. Jacqueline Batteast	2002-03	1.97
Karen Robinson	1988-89	1.97
9. Mollie Peirick	1995-96	1.94
10. Skylar Diggins	2010-11	1.92

As a Junior

Player	Season	SPG
1. Coquese Washington	1991-92	3.2
2. Mary Gavin	1986-87	3.0
3. Megan Duffy	2004-05	2.7
4. Niele Ivey	1998-99	2.6
5. Ashley Barlow	2008-09	2.41
6. Letitia Bowen	1993-94	2.38
7. Le'Tania Severe	2002-03	2.2
8. Karen Robinson	1989-90	2.14
9. Beth Morgan	1995-96	2.07
10. Tulyah Gaines	2006-07	2.06

As a Senior

Player	Season	SPG
1. Mary Gavin	1987-88	3.3
2. Niele Ivey	1999-00	3.0
3. Coquese Washington	1992-93	2.9
4. Niele Ivey	2000-01	2.6
5. Kara Leary	1993-94	2.5
Krissi Davis	1990-91	2.5
7. Jeannine Augustin	1996-97	2.4
8. Ashley Barlow	2009-10	2.3
9. Letitia Bowen	1994-95	2.10
10. Karen Robinson	1990-91	2.09

MOST TURNOVERS

As a Freshman

Player	Season	TO
1. Coquese Washington	1989-90	135
2. Michelle Marciniak	1991-92	134
3. Beth Morgan	1993-94	106
4. Skylar Diggins	2009-10	97
5. Karen Robinson	1987-88	96
6. Kelley Siemon	1997-98	90
7. Mollie Peirick	1994-95	89
Karl Hutchinson	1994-95	89
9. Courtney LaVere	2002-03	80
10. Jeannine Augustin	1993-94	79

As a Sophomore

Player	Season	TO
1. Karen Robinson	1988-89	184
2. Coquese Washington	1990-91	166
3. Skylar Diggins	2010-11	155
4. Mollie Peirick	1995-96	138
5. Le'Tania Severe	2001-02	120
6. Sara Liebscher	1988-89	101
7. Jacqueline Batteast	2002-03	99
8. Niele Ivey	1997-98	97
9. Megan Duffy	2003-04	92
10. Letitia Bowen	1992-93	87

As a Junior

Player	Season	TO
1. Le'Tania Severe	2002-03	119
2. Tulyah Gaines	2006-07	113
3. Heidi Bunek	1987-88	112
4. Coquese Washington	1991-92	111
Karen Robinson	1989-90	111
6. Mollie Peirick	1996-97	110
7. Letitia Bowen	1993-94	104
8. Megan Duffy	2004-05	103
9. Natalie Novosel	2010-11	102
10. Beth Morgan	1995-96	97

As a Senior

Player	Season	TO
1. Mary Gavin	1987-88	152
2. Mollie Peirick	1997-98	137
3. Jeannine Augustin	1996-97	132
Beth Morgan	1996-97	132
5. Coquese Washington	1992-93	120
Karen Robinson	1990-91	120
7. Kara Leary	1993-94	110
8. Niele Ivey	2000-01	109
9. Sandy Botham	1987-88	107
10. Niele Ivey	1999-00	101

HIGHEST TURNOVER AVERAGE

As a Freshman

Player	Season	TOPG
1. Coquese Washington	1989-90	4.7
2. Michelle Marciniak	1991-92	4.3
3. Audrey Gomez	1991-92	3.67
4. Beth Morgan	1993-94	3.66
5. Karen Robinson	1987-88	3.4
6. Devereaux Peters	2007-08	3.39
7. Mollie Peirick	1998-99	3.3
8. Karl Hutchinson	1994-95	3.1
9. Jacqueline Batteast	2001-02	2.9
10. Kelley Siemon	1997-98	2.8

As a Sophomore

Player	Season	TOPG
1. Karen Robinson	1988-89	5.8
2. Coquese Washington	1990-91	5.2
3. Mollie Peirick	1995-96	4.5
4. Le'Tania Severe	2001-02	4.0
5. Skylar Diggins	2010-11	3.97
6. Comalita Haysbert	1989-90	3.6
7. Letitia Bowen	1992-93	3.5
8. Sara Liebscher	1988-89	3.2
9. Niele Ivey	1997-98	3.13
Beth Morgan	1995-96	3.13

As a Junior

Player	Season	TOPG
1. Coquese Washington	1991-92	4.4
2. Heidi Bunek	1987-88	4.0
3. Karen Robinson	1989-90	3.8
4. Le'Tania Severe	2002-03	3.7
5. Letitia Bowen	1993-94	3.6
6. Tulyah Gaines	2006-07	3.5
7. Megan Duffy	2004-05	3.1
8. Niele Ivey	1998-99	3.04
9. Sara Liebscher	1989-90	2.96
10. Mollie Peirick	1996-97	2.9



Skylar Diggins collected more steals in her first two seasons (165) than any other player in school history.

Individual Records by Class

As a Senior

Player	Season	TOPG
1. Mary Gavin	1987-88	5.4
2. Coquese Washington	1992-93	4.4
3. Mollie Peirick	1997-98	4.3
4. Sandy Botham	1987-88	3.82
5. Kara Leary	1993-94	3.79
6. Beth Morgan	1996-97	3.5
Jeannine Augustin	1996-97	3.5
8. Niele Ivey	1999-00	3.2
9. Danielle Green	1998-99	3.1
10. Niele Ivey	2000-01	3.0

MOST FOULS

As a Freshman

Player	Season	PF
1. Ruth Riley	1997-98	109
2. Letitia Bowen	1991-92	91
3. Kelley Siemon	1997-98	90
4. Courtney LaVere	2002-03	88
5. Michelle Marciniak	1991-92	86
6. Shari Matvey	1979-80	85
7. Sheila McMillen	1995-96	83
8. Sandy Botham	1984-85	82
9. Skylar Diggins	2009-10	80
Ashley Barlow	2006-07	80

As a Sophomore

Player	Season	PF
1. Ruth Riley	1998-99	106
2. Margaret Nowlin	1989-90	102
Tricia McManus	1979-80	102
4. Sandy Botham	1985-86	99
5. Kelley Siemon	1998-99	94
6. Becca Bruszewski	2008-09	88
7. Courtney LaVere	2003-04	87
8. Ashley Barlow	2007-08	86
Coquese Washington	1990-91	86
10. Lavetta Willis	1985-86	85

As a Junior

Player	Season	PF
1. Ruth Riley	1999-00	109
2. Margaret Nowlin	1990-91	106
3. Letitia Bowen	1993-94	103
4. Mollie Peirick	1996-97	100
5. Tricia McManus	1980-81	97
6. Sandy Botham	1986-87	94
7. Tulyah Gaines	2006-07	93
8. Becca Bruszewski	2009-10	92
9. Carey Poor	1994-95	88
10. Crystal Erwin	2005-06	83

As a Senior

Player	Season	PF
1. Letitia Bowen	1994-95	101
2. Becca Bruszewski	2010-11	99
3. Rosanne Bohman	1996-97	97
Katryna Gailther	1996-97	97
5. Devereaux Peters	2010-11	96
6. Sandy Botham	1987-88	91
7. Ruth Riley	2000-01	87
Tootie Jones	1993-94	87
9. Margaret Nowlin	1991-92	86
10. Le'Tania Severe	2003-04	83

MOST TIMES FOULED OUT

As a Freshman

Player	Season	FO
1. Ruth Riley	1997-98	8
2. Devereaux Peters	2007-08	5
Courtney LaVere	2002-03	5
4. Letitia Bowen	1991-92	4
Cathy Emigholz	1986-87	4
6. Ashley Barlow	2006-07	3
Kelley Siemon	1997-98	3
Coquese Washington	1989-90	3
Jenny Klauke	1980-81	3
10. 11 tied with		2

As a Sophomore

Player	Season	FO
1. Kelley Siemon	1998-99	6
2. Carey Poor	1993-94	5
Sandy Botham	1985-86	5
Tricia McManus	1979-80	5
5. Crystal Erwin	2004-05	4
Jacqueline Batteast	2002-03	4
Heidi Bunek	1987-88	4
8. Ruth Riley	1998-99	3
Jeannine Augustin	1994-95	3
Heidi Bunek	1986-87	3

As a Junior

Player	Season	FO
1. Sandy Botham	1986-87	8
2. Margaret Nowlin	1990-91	7
3. Letitia Bowen	1993-94	6
4. Ruth Riley	1999-00	5
Tricia McManus	1979-80	5
6. Carey Poor	1994-95	4
Heidi Bunek	1987-88	4
Lavetta Willis	1985-86	4
Tricia McManus	1980-81	4
10. 7 tied with		3

As a Senior

Player	Season	FO
1. Tootie Jones	1993-94	6
Margaret Nowlin	1991-92	6
3. Sandy Botham	1987-88	5
4. Letitia Bowen	1994-95	4
Sherri Orlosky	1993-94	4
Tricia McManus	1980-81	4
7. Devereaux Peters	2010-11	3
Becca Bruszewski	2010-11	3
Sara Liebscher	1990-91	3
Molly Cashman	1979-80	3

GAMES STARTED

As a Freshman

Player	Season	GS
1. Alicia Ratay	1999-00	32
2. Skylar Diggins	2009-10	30
Kelley Siemon	1997-98	30
4. Lindsay Schrader	2005-06	27
Karen Robinson	1987-88	27
6. Ruth Riley	1997-98	26
7. Beth Morgan	1993-94	25
8. Mary Beth Schueth	1981-82	24
9. Ruth Kaiser	1981-82	23
10. Jacqueline Batteast	2001-02	22
Mollie Peirick	1994-95	22

As a Sophomore

Player	Season	GS
1. Skylar Diggins	2010-11	38
2. Ericka Haney	2000-01	35
3. Breona Gray	2004-05	33
4. Ashley Barlow	2007-08	32
Jacqueline Batteast	2002-03	32
Teresa Borton	2002-03	32
Krissi Davis	1988-89	32
8. 7 tied with		31

As a Junior

Player	Season	GS
1. Natalie Novosel	2010-11	39
2. Ericka Haney	2000-01	35
3. Lindsay Schrader	2007-08	33
Megan Duffy	2004-05	33
Mollie Peirick	1996-97	33
6. Charel Allen	2006-07	32
Tulyah Gaines	2006-07	32
Jacqueline Batteast	2003-04	32
Le'Tania Severe	2002-03	32
Margaret Nowlin	1990-91	32

As a Senior

Player	Season	GS
1. Devereaux Peters	2010-11	39
Becca Bruszewski	2010-11	39
3. Rosanne Bohman	1996-97	38
Katryna Gailther	1996-97	38
Beth Morgan	1996-97	38
4. Jeannine Augustin	1996-97	37
7. Niele Ivey	2000-01	36
Ruth Riley	2000-01	36
9. 3 tied with		35


GAMES PLAYED

As a Freshman

Player	Season	GP
1. Natalie Achonwa	2010-11	39
2. Julie Henderson	1996-97	38
3. Skylar Diggins	2009-10	35
4. Brittany Mallory	2007-08	33
Charel Allen	2004-05	33
6. 9 tied with		32

As a Sophomore

Player	Season	GP
1. Skylar Diggins	2010-11	39
Kaila Turner	2010-11	39
3. Sheila McMillen	1996-97	38
4. Alicia Ratay	2000-01	36
5. Natalie Novosel	2009-10	35
Amanda Barksdale	2000-01	35
7. Ashley Barlow	2007-08	34
Melissa Lechlitner	2007-08	34
Erica Williamson	2007-08	34
10. Breona Gray	2004-05	33
Crystal Erwin	2004-05	33



Rosanne Bohman played a critical role on Notre Dame's 1996-97 Final Four team, starting all 38 games and saving her best performances for the 1997 NCAA Tournament, most notably when she scored 16 points on 8-of-8 shooting in a second-round win at Texas.

As a Junior

Player	Season	GP
1. Natalie Novosel	2010-11	39
2. Mollie Peirick	1996-97	38
3. Ericka Haney	2000-01	36
4. Brittany Mallory	2009-10	35
5. Becca Bruszewski	2009-10	34
6. Lindsay Schrader	2007-08	34
7. Fraderica Miller	2010-11	33
8. Megan Duffy	2004-05	33
9. 9 tied with		32

As a Senior

Player	Season	GP
1. Brittany Mallory	2010-11	39
2. Devereaux Peters	2010-11	39
3. Becca Bruszewski	2010-11	39
4. Jeannine Augustin	1996-97	38
5. Rosanne Bohman	1996-97	38
6. Katryna Galthier	1996-97	38
7. Beth Morgan	1996-97	38
8. Niele Ivey	2000-01	36
9. Ruth Riley	2000-01	36
10. Ashley Barlow	2009-10	35
11. Melissa Lechltner	2009-10	35

MINUTES PLAYED

As a Freshman

Player	Season	GP
1. Skylar Diggins	2009-10	1,028
2. Alicia Ratay	1999-00	999
3. Beth Morgan	1993-94	913
4. Lindsay Schrader	2005-06	858
5. Shari Matvey	1979-80	837
6. Michelle Marciniak	1991-92	814
7. Ashley Barlow	2006-07	810
8. Charel Allen	2004-05	795
9. Mary Beth Schueth	1981-82	785
10. Sheila McMillen	1995-96	769

As a Sophomore

Player	Season	Mins.
1. Skylar Diggins	2010-11	1,226
2. Alicia Ratay	2000-01	1,147
3. Megan Duffy	2003-04	1,066
4. Jacqueline Batteast	2002-03	1,022
5. Krissi Davis	1988-89	1,022
6. Karen Robinson	1988-89	1,017
7. Mary Gavin	1985-86	973
8. Sheila McMillen	1996-97	950
9. Coquese Washington	1990-91	944
10. Mollie Peirick	1995-96	935

As a Junior

Player	Season	Mins.
1. Megan Duffy	2004-05	1,222
2. Natalie Novosel	2010-11	1,102
3. Charel Allen	2006-07	1,082
4. Jacqueline Batteast	2003-04	1,052
5. Ericka Haney	2000-01	1,047
6. Melissa Lechltner	2008-09	1,033
7. Niele Ivey	1999-00	1,028
8. Mollie Peirick	1996-97	1,026
9. Alicia Ratay	2001-02	1,015
10. Beth Morgan	1995-96	1,010

As a Senior

Player	Season	Mins.
1. Beth Morgan	1996-97	1,227
2. Katryna Galthier	1996-97	1,177
3. Megan Duffy	2005-06	1,152
4. Niele Ivey	2000-01	1,151
5. Jacqueline Batteast	2004-05	1,109
6. Alicia Ratay	2002-03	1,070
7. Sheila McMillen	1998-99	1,048
8. Jeannine Augustin	1996-97	1,038
9. Melissa Lechltner	2009-10	1,030
10. Niele Ivey	1999-00	1,028

MOST MINUTES PER GAME

As a Freshman

Player	Season	MPG
1. Ruth Kaiser	1981-82	33.2
2. Beth Morgan	1993-94	31.5
3. Mary Beth Schueth	1981-82	31.4
4. Alicia Ratay	1999-00	31.2
5. Skylar Diggins	2009-10	29.4
6. Lindsay Schrader	2005-06	28.6
7. Shari Matvey	1979-80	27.9
8. Jacqueline Batteast	2001-02	27.6
9. Carrie Bates	1981-82	27.0
10. Mary Gavin	1984-85	26.3

As a Sophomore

Player	Season	MPG
1. Megan Duffy	2003-04	33.3
2. Jacqueline Batteast	2002-03	31.94
3. Krissi Davis	1988-89	31.94
4. Alicia Ratay	2000-01	31.86
5. Karen Robinson	1988-89	31.8
6. Diondra Toney	1986-87	31.7
7. Skylar Diggins	2010-11	31.4
8. Mary Gavin	1985-86	31.4
9. Mary Beth Schueth	1982-83	30.5
10. Mollie Peirick	1995-96	30.2

As a Junior

Player	Season	MPG
1. Megan Duffy	2004-05	37.0
2. Mary Gavin	1986-87	35.1
3. Alicia Ratay	2001-02	33.83
4. Charel Allen	2006-07	33.81
5. Melissa Lechltner	2008-09	33.3
6. Ashley Barlow	2008-09	32.93
7. Jacqueline Batteast	2003-04	32.88
8. Beth Morgan	1995-96	32.6
9. Krissi Davis	1989-90	32.3
10. Niele Ivey	1998-99	31.4

As a Senior

Player	Season	MPG
1. Megan Duffy	2005-06	38.4
2. Sheila McMillen	1998-99	33.8
3. Jacqueline Batteast	2004-05	33.6
4. Alicia Ratay	2002-03	33.4
5. Kara Leary	1993-94	32.7
6. Beth Morgan	1996-97	32.3
7. Niele Ivey	1999-00	32.1
8. Niele Ivey	2000-01	32.0
9. Karen Robinson	1990-91	31.8
10. Mollie Peirick	1997-98	31.6

MOST DOUBLE-DOUBLES

As a Freshman

Player	Season	DD
1. Shari Matvey	1979-80	15
2. Jacqueline Batteast	2001-02	11
3. Mary Beth Schueth	1981-82	9
4. Ruth Riley	1997-98	8
5. Courtney LaVere	2002-03	5
6. Letitia Bowen	1991-92	5

As a Sophomore

Player	Season	DD
1. Ruth Riley	1998-99	12
2. Katryna Galthier	1994-95	10
3. Letitia Bowen	1992-93	10
4. Heidi Bunek	1986-87	10
5. Mary Beth Schueth	1982-83	9

As a Junior

Player	Season	DD
1. Katryna Galthier	1995-96	14
2. Jacqueline Batteast	2003-04	13
3. Heidi Bunek	1987-88	10
4. Krissi Davis	1989-90	9
5. Jane Polittiski	1978-79	8

As a Senior

Player	Season	DD
1. Katryna Galthier	1996-97	17
2. Margaret Nowlin	1991-92	11
3. Jane Polittiski	1978-79	11
4. Devereaux Peters	2010-11	10
5. Ruth Riley	2000-01	10

Current players listed in **boldface**

NOTE: Player class years are sorted by academic standing; thus, fifth-year seniors may be listed twice under senior year records



Devereaux Peters had 68 blocked shots and 10 double-doubles in 2010-11, both the most by a Fighting Irish senior in a decade.

Career Records



Beth Morgan was the most prolific scorer in Notre Dame history and one of only three Irish players to register more than 2,000 points in her career.

POINTS

Most Points

Player	Years	Pts.
1. Beth Morgan	1993-97	2,322
2. Katryna Gaither	1993-97	2,126
3. Ruth Riley	1997-01	2,072
4. Jacqueline Batteast	2001-05	1,874
5. Alicia Ratay	1999-03	1,763
6. Karen Robinson	1987-91	1,590
7. Trena Keys	1982-86	1,589
8. Charel Allen	2004-08	1,566
9. Ashley Barlow	2006-10	1,492
10. Sandy Botham	1984-88	1,460

Highest Scoring Average

Player	Years	PPG
1. Beth Morgan	1993-97	18.6
2. Katryna Gaither	1993-97	16.6
3. Ruth Riley	1997-01	15.8
4. Jacqueline Batteast	2001-05	15.2
5. Heidi Bunek	1985-89	14.5
6. Skylar Diggins	2009-p	14.4
7. Trena Keys	1982-86	14.3
8. Alicia Ratay	1999-03	13.6
9. Karen Robinson	1987-91	13.1
10. Sandy Botham	1984-88	12.8

Double-Figure Scoring Games

Player	Years	Gms.
1. Beth Morgan	1993-97	115
2. Ruth Riley	1997-01	106
3. Jacqueline Batteast	2001-05	101
Katryna Gaither	1993-97	101
5. Alicia Ratay	1999-03	95
6. Charel Allen	2004-08	82
Karen Robinson	1987-91	82
8. Ashley Barlow	2006-10	78
Lindsay Schrader	2005-10	78
Trena Keys	1982-86	78

Consecutive Games Scoring In Double Figures

Player	Dates	Gms.
1. Katryna Gaither	12/28/94 to 1/21/97	76
2. Beth Morgan	2/10/94 to 1/19/95	24
3. Ruth Riley	12/3/00 to 2/27/01	22
Sandy Botham	12/4/87 to 2/25/88	22
5. Karen Robinson	12/29/90 to 3/9/91	21

20-Point Games

Player	Years	Gms.
1. Beth Morgan	1993-97	56
2. Katryna Gaither	1993-97	50
3. Ruth Riley	1997-01	37
4. Jacqueline Batteast	2001-05	32

5. Charel Allen	2004-08	29
Trena Keys	1982-86	29
7. Alicia Ratay	1999-03	26
8. Shari Matvey	1979-83	23
Heidi Bunek	1985-89	23
10. Sheila McMillen	1995-99	18

30-Point Games

Player	Years	Gms.
1. Katryna Gaither	1993-97	6
2. Ruth Riley	1997-01	5
Beth Morgan	1993-97	5
4. Trena Keys	1982-86	4
5. Alicia Ratay	1999-03	3
Shari Matvey	1979-83	3

FIELD GOALS

Most Field Goals Made

Player	Years	FGM
1. Katryna Gaither	1993-97	899
2. Beth Morgan	1993-97	822
3. Ruth Riley	1997-01	777
4. Jacqueline Batteast	2001-05	723
5. Trena Keys	1982-86	690
6. Karen Robinson	1987-91	633
7. Shari Matvey	1979-83	616
8. Charel Allen	2004-08	602
9. Lindsay Schrader	2005-10	594
Sandy Botham	1984-88	594

Most Field Goals Attempted

Player	Years	FGA
1. Beth Morgan	1993-97	1,852
2. Jacqueline Batteast	2001-05	1,744
3. Katryna Gaither	1993-96	1,474
4. Charel Allen	2004-08	1,422
5. Trena Keys	1982-86	1,405
6. Karen Robinson	1987-91	1,304
7. Lindsay Schrader	2005-10	1,250
8. Ruth Riley	1997-01	1,229
9. Alicia Ratay	1999-03	1,206
10. Shari Matvey	1979-83	1,156

Highest Field Goal Percentage (min. 400 attempts)

Player	Years	Pct.
1. Ruth Riley	1997-01	.632
2. Katryna Gaither	1993-97	.610
3. Heidi Bunek	1985-89	.604
4. Sandy Botham	1984-88	.588
5. Krissi Davis	1987-91	.579
6. Devereaux Peters	2007-p	.554
7. Carrie Bates	1981-85	.553
8. Teresa Borton	2001-05	.547
9. Shari Matvey	1979-83	.533
10. Rosanne Bohman	1993-97	.525
Margaret Nowlin	1988-92	.525

3-POINT FIELD GOALS

Most 3-Point Field Goals Made

Player	Years	3FGM
1. Alicia Ratay	1999-03	262
2. Sheila McMillen	1995-99	249
3. Beth Morgan	1993-97	231
4. Niele Ivey	1996-01	190
5. Megan Duffy	2002-06	161
6. Ashley Barlow	2006-10	139
7. Mollie Peirick	1994-98	129
8. Brittany Mallory	2007-p	114
9. Lisa Kuhns	1985-90	102
10. Jeneka Joyce	2000-04	92

Consecutive Games With A 3-Point Field Goal

Player	Dates	Gms.
1. Beth Morgan	2/12/95-3/5/96	35
2. Sheila McMillen	2/12/98-12/21/98	21
3. Sheila McMillen	1/2/99-3/15/99	20
4. Beth Morgan	12/2/94-2/4/95	18
Niele Ivey	2/5/00-12/3/00	18

Most 3-Point Field Goals Attempted

Player	Years	3FGA
1. Sheila McMillen	1995-99	650
2. Beth Morgan	1993-97	628
3. Alicia Ratay	1999-03	550
4. Niele Ivey	1996-01	469
5. Megan Duffy	2002-06	441
6. Ashley Barlow	2006-10	403
7. Brittany Mallory	2007-p	345
8. Mollie Peirick	1994-98	342
9. Lisa Kuhns	1985-90	262
10. Jeneka Joyce	2000-04	241

Highest 3-Point Field Goal Percentage (min. 50 attempts)

Player	Years	Pct.
1. Alicia Ratay	1999-03	.476*
2. Kari Hutchinson	1994-98	.424
3. Niele Ivey	1996-01	.405
4. Sherri Orlowsky	1990-94	.394
5. Lisa Kuhns	1985-90	.389
6. Sheila McMillen	1995-99	.383
7. Jeneka Joyce	2000-04	.382
8. Mollie Peirick	1994-98	.377
9. Natalie Novosel	2008-p	.371
10. Beth Morgan	1993-97	.368

* - NCAA record

FREE THROWS

Most Free Throws Made

Player	Years	FTM
1. Ruth Riley	1997-01	518
2. Beth Morgan	1993-97	447
3. Megan Duffy	2002-06	403
4. Alicia Ratay	1999-03	387
5. Jacqueline Batteast	2001-05	366
6. Ashley Barlow	2006-10	359
7. Katryna Gaither	1993-97	328
8. Karen Robinson	1987-91	307
9. Letitia Bowen	1991-95	305
10. Natalie Novosel	2008-p	299

Most Free Throws Attempted

Player	Years	FTA
1. Ruth Riley	1997-01	687
2. Katryna Gaither	1993-97	551
3. Beth Morgan	1993-97	549
4. Jacqueline Batteast	2001-05	528
5. Megan Duffy	2002-06	469
6. Ashley Barlow	2006-10	444
7. Alicia Ratay	1999-03	444
8. Mary Beth Schueth	1981-85	421
9. Letitia Bowen	1991-95	396
10. Danielle Green	1995-00	395

Highest Free Throw Percentage (min. 75 attempts)

Player	Years	Pct.
1. Alicia Ratay	1999-03	.872
2. Megan Duffy	2002-06	.859
3. Mollie Peirick	1994-98	.819
4. Beth Morgan	1993-97	.814
5. Ashley Barlow	2006-10	.809
6. Sheila McMillen	1995-99	.808
7. Melissa Lechlitter	2006-10	.800
8. Charel Allen	2004-08	.799
9. Karen Robinson	1987-91	.797
10. Natalie Novosel	2009-p	.769

REBOUNDS

Most Rebounds

Player	Years	Rebs.
1. Ruth Riley	1997-01	1,007
2. Letitia Bowen	1991-95	999
3. Katryna Gaither	1993-97	986
4. Jacqueline Batteast	2001-05	965
5. Mary Beth Schueth	1981-85	853
6. Lindsay Schrader	2005-10	828
7. Margaret Nowlin	1988-92	826

8. Sandy Botham	1984-88	774
9. Shari Matvey	1979-83	742
10. Krissi Davis	1987-91	730

Highest Rebound Average

Player	Years	RPG
1. Letitia Bowen	1991-95	8.8
2. Mary Beth Schueth	1981-85	8.1
3. Jacqueline Batteast	2001-05	7.84
4. Heidi Bunek	1985-89	7.76
5. Katryna Gaither	1993-97	7.70
6. Ruth Riley	1997-01	7.69
7. Janice Crowe	1979-82	7.4
8. Margaret Nowlin	1988-92	6.9
9. Shari Matvey	1979-83	6.81
10. Sandy Botham	1984-88	6.79

ASSISTS

Most Assists

Player	Years	Ass.
1. Mary Gavin	1984-88	778
2. Niele Ivey	1996-01	727
3. Mollie Peirick	1994-97	651
4. Karen Robinson	1987-91	579
5. Coquese Washington	1989-93	554
6. Megan Duffy	2002-06	500
7. Melissa Lechlitner	2006-10	388
8. Jeannine Augustin	1994-97	387
9. Le'Tania Severe	2000-04	384
10. Tulyah Gaines	2004-08	335

Highest Assist Average

Player	Years	APG
1. Mary Gavin	1984-88	7.0
2. Niele Ivey	1996-01	5.5
3. Mollie Peirick	1994-97	5.1
4. Coquese Washington	1989-93	4.9
5. Karen Robinson	1987-91	4.8
6. Skylar Diggins	2009-p	4.0
7. Megan Duffy	2002-06	3.9
8. Le'Tania Severe	2000-04	3.3
9. Jeannine Augustin	1993-97	3.12
10. Laura Dougherty	1981-85	3.08

BLOCKED SHOTS

Most Blocked Shots

Player	Years	Blks.
1. Ruth Riley	1997-01	370
2. Amanda Barksdale	1999-02	170
3. Jacqueline Batteast	2001-05	167
4. Teresa Borton	2001-05	150
5. Devereaux Peters	2007-p	149
6. Courtney LaVere	2002-06	146
7. Katryna Gaither	1993-97	141
8. Shari Matvey	1979-83	133
9. Erica Williamson	2006-10	125
10. Trena Keys	1982-86	124

Highest Blocked Shot Average

Player	Years	BPG
1. Ruth Riley	1997-01	2.1
2. Amanda Barksdale	1999-02	1.9
3. Devereaux Peters	2007-p	1.7
4. Jacqueline Batteast	2001-05	1.4
5. Shari Matvey	1979-83	1.22
6. Courtney LaVere	2002-06	1.20
7. Erica Williamson	2006-10	1.19
8. Teresa Borton	2001-05	1.18
9. Heidi Bunek	1985-89	1.1

STEALS

Most Steals

Player	Years	Stls.
1. Niele Ivey	1996-01	348
2. Coquese Washington	1989-93	307
3. Ashley Barlow	2006-10	281
Mary Gavin	1984-88	281
5. Karen Robinson	1987-91	228
6. Krissi Davis	1987-91	226
7. Megan Duffy	2002-06	220
8. Katryna Gaither	1993-97	207

9. Charel Allen	2004-08	206
10. Jeannine Augustin	1993-97	201

Highest Steals Average

Player	Years	SPG
1. Coquese Washington	1989-93	2.7
2. Niele Ivey	1996-01	2.64
3. Mary Gavin	1984-88	2.5
4. Skylar Diggins	2009-p	2.22
5. Ashley Barlow	2006-10	2.16
6. Michelle Marciniak	1991-92	2.0
7. Krissi Davis	1987-91	1.92
8. Karen Robinson	1987-91	1.88
9. Ruth Kaiser	1981-85	1.80
10. Letitia Bowen	1991-95	1.76

TURNOVERS

Most Turnovers

Player	Years	TO
1. Coquese Washington	1989-93	532
2. Karen Robinson	1987-91	511
3. Mollie Peirick	1995-98	474
4. Beth Morgan	1993-97	413
5. Niele Ivey	1996-01	405
6. Letitia Bowen	1991-95	352
7. Le'Tania Severe	2000-04	346
8. Megan Duffy	2002-06	345
9. Jacqueline Batteast	2001-05	337
10. Kelley Siemon	1997-01	325

Highest Turnover Average

Player	Years	TOPG
1. Coquese Washington	1989-93	4.7
2. Michelle Marciniak	1991-92	4.3
3. Karen Robinson	1987-91	4.2
4. Mollie Peirick	1995-98	3.7
5. Skylar Diggins	2009-p	3.4
6. Beth Morgan	1993-97	3.3
7. Letitia Bowen	1991-95	3.12
8. Niele Ivey	1996-01	3.07
9. Le'Tania Severe	2000-04	3.0
10. Jacqueline Batteast	2001-05	2.7

FOULS

Most Fouls

Player	Years	PF
1. Ruth Riley	1997-01	411
2. Letitia Bowen	1991-95	378
3. Sandy Botham	1984-88	366
4. Margaret Nowlin	1988-92	357
5. Becca Bruszewski	2007-11	337
6. Kelley Siemon	1997-01	326
7. Coquese Washington	1989-93	315
8. Courtney LaVere	2002-06	314
9. Crystal Erwin	2003-07	309
10. Katryna Gaither	1993-97	308

Most Times Fouled Out

Player	Years	FO
1. Sandy Botham	1984-88	19
2. Ruth Riley	1997-01	18
3. Margaret Nowlin	1988-92	16
4. Letitia Bowen	1991-95	14
5. Kelley Siemon	1997-01	13
Carey Poor	1992-96	13
7. Crystal Erwin	2003-07	11
8. Courtney LaVere	2002-06	10
9. Heidi Bunek	1985-89	9
Tricia McManus	1978-81	9

GAMES

Most Games Started

Player	Years	GS
1. Alicia Ratay	1999-03	129
2. Lindsay Schrader	2005-10	124
Ruth Riley	1997-01	124
4. Jacqueline Batteast	2001-05	119
5. Mollie Peirick	1994-98	118
6. Karen Robinson	1987-91	116
7. Beth Morgan	1993-97	115
8. Niele Ivey	1996-01	114

9. Mary Gavin	1984-88	105
10. Letitia Bowen	1991-95	102

Consecutive Games Started

Player	Year	GS
1. Jacqueline Batteast	1/26/02-3/21/05	97
2. Katryna Gaither	12/27/94-3/30/97	95
3. Ruth Riley	12/8/97-2/9/00	79
4. Tulyah Gaines	2/4/06-3/30/08	76
5. Le'Tania Severe	2/5/02-3/27/04	74

Most Games Played

Player	Years	GP
1. Becca Bruszewski	2007-11	136
2. Niele Ivey	1996-01	132
3. Melissa Lechlitner	2006-10	131
Ruth Riley	1997-01	131
Sheila McMillen	1995-99	131
6. Ashley Barlow	2006-10	130
Alicia Ratay	1999-03	130
Julie Henderson	1996-00	130
9. Charel Allen	2004-08	129
Ericka Haney	1998-02	129

MINUTES

Most Minutes Played

Player	Years	Mins.
1. Alicia Ratay	1999-03	4,231
2. Megan Duffy	2002-06	4,188
3. Beth Morgan	1993-97	3,958
4. Niele Ivey	1996-01	3,954
5. Jacqueline Batteast	2001-05	3,901
6. Sheila McMillen	1995-99	3,670
7. Ashley Barlow	2006-10	3,664
8. Mollie Peirick	1994-98	3,652
9. Charel Allen	2004-08	3,639
10. Lindsay Schrader	2005-10	3,620

Highest Minutes Average

Player	Years	MPG
1. Megan Duffy	2002-06	33.0
2. Alicia Ratay	1999-03	32.5
3. Jacqueline Batteast	2001-05	31.71
4. Beth Morgan	1993-97	31.66
5. Skylar Diggins	2009-p	30.5
6. Niele Ivey	1996-01	30.0
7. Karen Robinson	1987-91	29.4
8. Mollie Peirick	1994-98	28.5
9. Lindsay Schrader	2005-10	28.3
10. Charel Allen	2004-08	28.21

DOUBLE-DOUBLES

Most Double-Doubles

Player	Years	DD
1. Katryna Gaither	1993-97	40
2. Jacqueline Batteast	2001-05	38
3. Ruth Riley	1997-01	36
4. Mary Beth Schueth	1981-85	32
5. Letitia Bowen	1991-95	28
6. Shari Matvey	1979-83	26
7. Jane Politiski	1977-80	25
8. Margaret Nowlin	1988-92	24
9. Heidi Bunek	1985-89	21
10. Sandy Botham	1984-88	20

Most Double-Doubles By A Guard

Player	Year	DD
1. Lindsay Schrader	2005-10	17
2. Niele Ivey	1996-01	12
3. Krissi Davis	1987-91	10
4. Danielle Green	1995-00	7
Beth Morgan	1993-97	7

Current players listed in **boldface**

NOTE: Player years listed by start of freshman season through end of senior year (e.g. 1993-94 to 1996-97 listed as 1993-97)

Opponent Records

Single-Game Records

Most Points (Game), Team –

124 by South Carolina on Jan. 31, 1981
(South Carolina 124, Notre Dame 48)

Most Points (Half), Team –

78 (2nd) by South Carolina on Jan. 31, 1981
(South Carolina 124, Notre Dame 48)

Most Points, Individual –

38 by Latasha Byears (DePaul) on Jan. 16, 1995

Fewest Points (Game), Team –

21 by Southeast Missouri State on Jan. 2, 2011
(Notre Dame 97, Southeast Missouri State 21)

Fewest Points (Half), Team –

6 (1st) by Southeast Missouri State on Jan. 2, 2011
(Notre Dame 97, Southeast Missouri State 21)

Most Field Goals Made, Team –

55 by South Carolina on Jan. 31, 1981 (82 att.)

Most Field Goals Made, Individual –

17 by Shelly Pennefather (Villanova) on Feb. 11, 1984
(24 attempts)
17 by Anucha Brown (Northwestern) on Dec. 7, 1983
(30)

Most Field Goals Attempted, Team –

93 by Illinois-Chicago on Feb. 19, 1980 (30 made)

Most Field Goals Attempted, Individual –

30 by Maya Moore (Connecticut) on April 3, 2011
(14 made)
30 by Anucha Brown (Northwestern) on Dec. 7, 1983
(17)

Highest Field Goal Percentage, Team –

671 (55-82) by South Carolina on Jan. 31, 1981

Highest Field Goal Percentage, Individual –

1,000 (10-10) by Nykesha Sales (Connecticut) on
Dec. 6, 1997

Lowest Field Goal Percentage, Team –

125 (7-56) by Southeast Missouri State on Jan. 2, 2011

Most 3-Point Field Goals Made, Team –

13 by DePaul on Jan. 17, 2006 (29 attempts)
13 by Connecticut on Jan. 15, 2001 (33)

Most 3-Point Field Goals Made, Individual –

7, by five players (MR: Angie Bjorklund
(Tennessee) on Jan. 5, 2008 (9 attempts))

Most 3-Point Field Goals Attempted, Team –

33 by Villanova on Jan. 25, 2003 (9 made)
33 by Connecticut on Jan. 15, 2001 (13)

Most 3-Point Field Goals Attempted, Individual –

17 by Laurie Koehn (Kansas State) on March 25,
2003 (7 made)

Highest 3-Point Field Goal Percentage, Team –

1,000 (3-3) by Pittsburgh on Feb. 15, 1998

Highest 3-Point Field Goal Percentage, Individual –

1,000 (6-6) by Nicole Erickson (Duke) on Nov. 22,
1997

Most Free Throws Made, Team –

34 by St. Joseph's (Ind.) on Feb. 17, 1981

Most Free Throws Made, Individual –

15 by four players (MR: Nok Duany
(Georgetown) on Feb. 23, 2002)

Most Free Throws Attempted, Team –

45 by South Florida on Jan. 13, 2007

Most Free Throws Attempted, Individual –

19 by Nok Duany (Georgetown) on Feb. 23, 2002

Highest Free Throw Percentage, Team –

1,000 (20-20) by Arizona on Nov. 24, 2001

Highest Free Throw Percentage, Individual –

1,000 (15-15) by Jen Cole (La Salle) on Jan. 2, 1993

Most Rebounds, Team –

67 by Michigan on Jan. 20, 1979

Most Rebounds, Individual –

20, by four players (MR: Wendy Scholtens
(Vanderbilt) on Jan. 8, 1989)

Most Assists, Team –

30 by Loyola (Ill.) on Feb. 18, 1989

Most Assists, Individual –

16 by Veronica Pettry (Loyola, Ill.) on Feb. 18, 1989

Most Turnovers, Team –

49 by New Hampshire on Nov. 12, 2010

Most Turnovers, Individual –

13 by Chaniviva Broussard (Miami) on Feb. 25, 2004

Fewest Turnovers, Team –

5 by Villanova on Jan. 25, 2003

Most Blocked Shots, Team –

16 by Connecticut on Jan. 27, 2007

Most Blocked Shots, Individual –

9 by Tina Charles (Connecticut) on Jan. 27, 2007

Most Steals, Team –

26 by Michigan on Dec. 8, 1979

Most Steals, Individual –

12 by Diana Vines (DePaul) on Jan. 24, 1989

Most Fouls –

35 by Xavier on Feb. 8, 1986

Single-Season Records

Fewest Points (full season - 20+ games)

1.	1,315	1978-79 (22g)
2.	1,378	1981-82 (25)
3.	1,645	1984-85 (28)

Most Points: 2,408, 1996-97 (38)

Lowest Scoring Average

1.	55.1	1981-82 (1,378p/25g)
2.	55.8	2000-01 (2,008/36)
3.	56.2	2010-11 (2,193/39)

Highest Scoring Average: 71.8, 1991-92 (2,227/31)

Fewest Field Goals Made

1.	544	1978-79
2.	564	1981-82
3.	608	2001-02

Most Field Goals Made: 860, 1996-97

Fewest Field Goals Attempted

1.	1,315	1978-79
2.	1,407	1981-82
3.	1,610	1992-93

Most Field Goals Attempted: 2,306, 1996-97

Lowest Field Goal Percentage

1.	.336	2000-01 (748-2,228)
2.	.349	2001-02 (608-1,740)
3.	.3548	1999-00 (701-1,976)

Highest Field Goal Percentage: .446, 1983-84 (755-1,693)

Fewest 3-Point Field Goals Made

1.	55	1989-90
2.	60	1987-88
3.	66	1988-89

Most 3-Point Field Goals Made: 188, 1996-97

Fewest 3-Point Field Goals Attempted

1.	177	1989-90
2.	179	1987-88
3.	195	1988-89

Most 3-Point Field Goals Attempted: 661, 1996-97

Lowest 3-Point Field Goal Pct.

1.	.251	2000-01 (157-625)
2.	.253	2003-04 (128-506)
3.	.269	2010-11 (164-610)

Highest 3-Point Field Goal Percentage: .375,
2005-06 (181-483)

Fewest Free Throws Made

1.	227	1978-79
2.	248	1981-82
3.	309	1987-88

Most Free Throws Made: 544, 1997-98

Fewest Free Throws Attempted

1.	384	1981-82
2.	396	1978-79
3.	474	1987-88

Most Free Throws Attempted: 793, 1997-98

Lowest Free Throw Percentage

1.	.573	1978-79 (227-396)
2.	.599	1979-80 (346-578)
3.	.633	1984-85 (343-542)

Highest Free Throw Percentage: .744,
2002-03 (389-523)

Fewest Rebounds

1.	806	1981-82
2.	925	1987-88
3.	931	1984-85

Most Rebounds: 1,350, 1996-97

Lowest Rebound Average

1.	32.2	1981-82
2.	32.3	2010-11
3.	33.0	1987-88

Highest Rebound Average: 46.3, 1978-79

Fewest Assists

1.	251	1981-82
2.	300	1982-83
3.	316	1992-93

Most Assists: 612, 1978-79

Fewest Blocked Shots

1.	43	1986-87
2.	46	1988-89
3.	48	1984-85

Most Blocked Shots: 136, 2006-07

Fewest Steals

1.	205	2005-06
2.	238	2008-09
3.	247	1981-82

Most Steals: 612, 1978-79

Fewest Fouls

1.	421	1986-87
2.	427	1981-82
3.	433	1992-93

Most Fouls: 739, 2010-11

Fewest Times Fouled Out

1.	0	2000-01
2.	5	1992-93
3.	7	1986-87

Most Times Fouled Out: 22, 1998-99 & 1985-86

Most Turnovers (not kept before 1987-88)

1.	864	2010-11
2.	791	2009-10
3.	737	2007-08

Fewest Turnovers: 432, 2001-02

SCORING

Player scored 25 points: Skylar Diggins (28) vs. Connecticut, 4/3/11 (@ Indianapolis, Ind.)

Player scored 30 points: Skylar Diggins (31) vs. Vermont, 3/23/10

Player scored 35 points: Charel Allen (35) vs. Oklahoma, 3/25/08 (@ West Lafayette, Ind.)

Player scored 40 points: Ruth Riley (41) at Providence, 1/30/99

Two players scored 20 points: Skylar Diggins (28) and Natalie Novosel (22) vs. Connecticut, 4/3/11 (@ Indianapolis, Ind.)

Three players scored 20 points: Danielle Green (28), Sheila McMillen (26), Ruth Riley (23) vs. West Virginia, 1/17/99

Two players scored 25 points: Alicia Ratay (28) and Ruth Riley (26) at Rutgers, 2/19/00

Player scored 25 points/3 consecutive games: Charel Allen (25 vs. DePaul, 2/11/07; 25 at Villanova, 2/13/07; 26 at Providence, 2/17/07)

None in double figures: at Seton Hall, 2/8/04

One in double figures: Skylar Diggins (10) at Connecticut, 3/8/10

Six in double figures: Natalie Novosel (16), Skylar Diggins (14), Brittany Mallory (13), Natalie Achorwa (12), Becca Brzuszewski (10) and Devereaux Peters (10) vs. Seton Hall, 2/8/11

Seven in double figures: see eight in double figures

Eight in double figures: Becca Brzuszewski (19), Ashley Barlow (15), Skylar Diggins (14), Frederica Miller (11), Lindsay Schrader (11), Brittany Mallory (10) and Natalie Novosel (10) vs. Arkansas-Pine Bluff, 11/15/09

ND scored 50 points/half: 50 (1st half) at Pittsburgh, 1/15/11

ND scored 55 points/half: 55 (2nd half) vs. IPFW, 12/8/09

ND scored 60 points/half: 61 (1st half) vs. Cleveland State, 11/26/02

ND scored 100 points/BIG EAST game: 104 at Georgetown, 1/19/08

ND scored 100 points/non-BIG EAST game: 102 vs. Arkansas-Pine Bluff, 11/15/09

ND scored 100 points/home game: see 100 points/non-BIG EAST game

ND scored fewer than 15 points/half: 11 (1st half) at West Virginia, 1/13/08

ND scored fewer than 20 points/half: 19 (1st half) at Connecticut, 1/16/10

ND scored fewer than 50 points/game: 44 at Connecticut, 3/8/10

FIELD GOAL SHOOTING

Player made every shot from the field (min. 7): Crystal Erwin (9-9) vs. Washington, 12/11/04

ND shot 55 percent/game: 57.7 (30-52) at West Virginia, 2/22/11

ND shot 55 percent/consecutive games: 63.3 (38-60) vs. Creighton, 12/11/10 and 57.1 (36-63) at Valparaiso, 12/20/10

ND shot 60 percent/game: 64.0 (32-50) vs. Seton Hall, 2/8/11

ND shot 65 percent/game: 68.0 (34-50) vs. Boston College, 2/12/97

ND shot 70 percent/game: 70.2 (40-57) vs. Xavier, 2/9/85

ND shot below 25 percent/game: 24.5 (13-53) at West Virginia, 1/13/08

ND shot below 30 percent/game: 26.9 (18-67) at Connecticut, 1/16/10

ND shot below 35 percent/game: 33.8 (24-71) at Connecticut, 3/8/11

ND shot below 35 percent/game and won: 33.8 (22-65) at Michigan State, 11/19/09

ND shot 55 percent/half: 59.1 (13-22), 1st half vs. Texas A&M, 4/5/11 (@ Indianapolis, Ind.)

ND shot 60 percent/half: 60.7 (17-28), 2nd half vs. Oklahoma, 3/26/11 (@ Dayton, Ohio)

ND shot 65 percent/half: 65.2 (15-23), 1st half at West Virginia, 2/22/11

ND shot 70 percent/half: 71.0 (22-31), 2nd half at Boston College, 11/23/08

ND shot 55 percent/both halves: 66.7 (16-24) and 61.5 (16-26) vs. Seton Hall, 2/8/11

ND shot below 25 percent/half: 23.1 (6-26), 2nd half at Villanova, 1/29/11

ND shot below 30 percent/half: see below 25 percent/half

THREE-POINT SHOOTING

Player made 4 three-pointers/half: Brittany Mallory (1st half) vs. Oklahoma, 3/26/11 (@ Dayton, Ohio)

Player made 5 three-pointers/half: Kellie Watson (1st half) vs. Michigan State, 11/29/08

Player made 5 three-pointers: see made 6 three-pointers

Player made 6 three-pointers: Brittany Mallory vs. Oklahoma, 3/26/11 (@ Dayton, Ohio)

Player made 7 three-pointers: Alicia Ratay at Providence, 2/16/03

Player made 8 three-pointers: Sheila McMillen vs. St. John's, 2/28/98 (@ Piscataway, N.J.)

Player attempted 10 three-pointers: Brittany Mallory vs. Oklahoma, 3/26/11 (@ Dayton, Ohio)

ND made 10 three-pointers: 10 at Syracuse, 1/30/10

ND did not make a three-pointer: at Villanova, 1/29/11

ND attempted 20 three-pointers: 20 vs. Marquette, 2/23/10

ND shot 60 percent 3FG (min. 5 att.): 60.0 (3-5) vs. Seton Hall, 2/8/11

FREE THROW SHOOTING

Player made 10 for 10 or better: 12-12 by Charel Allen vs. Oklahoma, 3/25/08 (@ West Lafayette, Ind.)

ND shot 90 percent (min. 10 att.): 91.7 (11-12) vs. Evansville, 11/19/08

ND shot below 50 percent (min. 10 att.): 33.3 (4-12) vs. Cincinnati, 1/31/09

ND made 30 free throws: 37 (attempted 43) vs. Wake Forest, 11/27/10

ND made fewer than five FTs: 2 (attempted 2) vs. Connecticut, 3/8/10 (@ Hartford, Conn.)

ND attempted 40 free throws: 41 (made 28) at South Florida, 2/5/11

ND attempted fewer than 5 FTs: 2 (made 2) vs. Connecticut, 3/8/10 (@ Hartford, Conn.)

REBOUNDS

Player had 15 rebounds: Lindsay Schrader (15) vs. Cincinnati, 1/31/09

Player had 20 rebounds: Heidi Bunk (20) at DePaul, 1/20/88

Two players had double-figure rebounds: Skylar Diggins (11) and Devereaux Peters (10) vs. Gonzaga, 12/29/10 (@ Seattle, Wash.)

Three players had double-figure rebounds: Katelyna Gailther (14), Beth Morgan (11) and Carey Poor (10) at Michigan State, 12/21/95

ND had 60 rebounds: 66 vs. Southeast Missouri State, 1/2/11

ND had 20 offensive rebounds: 21 at Connecticut, 3/8/11

ND had 25 offensive rebounds: 25 at Kentucky, 11/21/10

DOUBLE-DOUBLES

Points & rebounds: Devereaux Peters (21/11) vs. Texas A&M, 4/5/11 (@ Indianapolis, Ind.)

Points & rebounds/consecutive games: Devereaux Peters (17/12) vs. Temple, 3/21/11 (@ Salt Lake City, Utah) (17/13) vs. Oklahoma, 3/26/11 (@ Dayton, Ohio)

Points & rebounds/3 consecutive games: Jacqueline Batteast (17/11) vs. Missouri State, 3/21/04 (27/12) vs. Middle Tennessee, 3/23/04 (22/12) vs. Penn State, 3/27/04 (@ Hartford, Conn.)

Points & rebounds/4 consecutive games: Jacqueline Batteast (14/11) vs. Virginia Tech, 1/10/04 (23/11) vs. Connecticut, 1/13/04 (22/10) at West Virginia, 1/17/04 (12/10) at Syracuse, 12/1/04

Points & rebounds/5 consecutive games: Jacqueline Batteast (20/10) vs. Western Michigan, 12/28/01 (11/12) vs. Marquette, 12/22/01 (23/10) at Rice, 12/30/01 (25/14) vs. DePaul, 12/31/01 (12/13) at Miami (Fla.), 1/2/02

Points & assists: Brittany Mallory (10/10) vs. Rutgers, 2/12/11

Points & assists/consecutive games: Nicole Ivey (12/10) at Valparaiso, 11/17/00 (14/11) vs. Arizona, 11/20/00

Two players had double-doubles: Skylar Diggins (19p/11r) and Devereaux Peters (10p/10r) vs. Gonzaga, 12/29/10 (@ Seattle, Wash.)

Three players had double-doubles: Crystal Erwin (14p/10r), Megan Duffy (14p/10r) and Jacqueline Batteast (10p/10r) vs. St. John's, 1/26/05

15 points and 15 rebounds: Lindsay Schrader (19/15) vs. Cincinnati, 1/31/09

20 points and 10 rebounds: Skylar Diggins (21/11) vs. Texas A&M, 4/5/11 (@ Indianapolis, Ind.)

20 points and 20 rebounds: Heidi Bunk (25/20) at DePaul, 1/20/88

TRIPLE-DOUBLES (only two in school history)

Points, rebounds, assists: Sara Liebscher (17p/12r/10a) vs. Detroit, 2/15/90

Points, assists, steals: Mary Gavin (11p/14a/10s) vs. Marquette, 1/31/87

ASSISTS

Player had 10 assists: Skylar Diggins (12) vs. Oklahoma, 3/26/11 (@ Dayton, Ohio)

Player had 10 assists/consecutive games: Megan Duffy (11 vs. Rutgers, 1/23/05; 10 vs. St. John's, 1/26/05)

Player had 15 assists: Mary Gavin (17) at Marquette, 2/28/87

ND had 30 assists: 31 vs. Arkansas-Pine Bluff, 11/15/09

ND had fewer than 10 assists: 7 vs. DePaul, 3/7/11 (@ Hartford, Conn.)

ND had fewer than 5 assists: 3 vs. Villanova, 3/8/09 (@ Hartford, Conn.)

BLOCKED SHOTS

Player blocked 5 shots: see blocked 6 shots

Player blocked 6 shots: Devereaux Peters vs. Louisville, 3/6/11 (@ Hartford, Conn.)

Player blocked 10 shots: Amanda Barksdale (11) vs. Boston College, 2/10/02

ND blocked 10 shots: 10 at St. John's, 2/16/10

ND blocked 15 shots: 16 vs. Boston College, 2/10/02

ND blocked 0 shots: vs. Villanova, 1/9/10

STEALS

Player had 7 steals: Natalie Novosel vs. New Hampshire, 11/12/10

Player had 8 steals: Ashley Barlow vs. Cincinnati, 1/31/09

ND had 20 steals: 24 at Valparaiso, 12/20/10

TURNOVERS

ND committed 25 or more: see 30 or more

ND committed 25 or more and won: see 30 or more

ND committed 30 or more: 30 at West Virginia, 2/22/11

ND committed 10 or fewer: 10 at Utah, 3/9/11

ND committed 10 or fewer/consecutive games: 10 at Providence, 12/8/10; 10 vs. Creighton, 12/11/10

ND committed 5 or fewer: 3 at Maryland, 11/16/07

MISCELLANEOUS

Led ND in points/rebounds/assists: Skylar Diggins (23p/10r/6a) vs. Pittsburgh, 2/6/10

Hit "final minute" game-winning shot: Ashley Barlow (3FG/0.34.2) and at Syracuse, 1/30/10

Four-point play: Ashley Barlow (0.08.4, 1st half) at Syracuse, 1/30/10

Made shot from midcourt or beyond: Breonna Gray (48 feet at 0.00, 1st half) at Seton Hall, 1/20/07

Played every minute: Melissa Lechlinner (40) vs. St. John's, 1/17/09

Played more than 40 minutes: Skylar Diggins (47) and Becca Brzuszewski (44) vs. UCLA, 11/18/10

ND rallied from a 10-point deficit to win: trailed vs. Vermont, 10-20 with 11:37 left in 1st half and won, 84-66, 3/23/10

ND rallied from a 15-point deficit to win: trailed at Vanderbilt, 28-46 with 15:56 to play and won, 59-57, 12/30/08

ND scored 20 straight points: 21-0 run vs. Cincinnati, 2/26/11

ND scored 25 straight points: 36-0 run vs. Southeast Missouri State, 12/1/11

OVERTIME

ND played an OT game: see played two overtimes

ND played two overtimes: vs. UCLA (L, 86-83), 11/18/10

ND won an OT game: vs. Oklahoma (79-75), 3/25/08 (@ West Lafayette, Ind.)

ND won an OT game at home: vs. Bowling Green (85-81), 11/17/06

ND won an OT game on the road: at Bowling Green (86-84), 12/5/07

ND lost an OT game: see played two overtimes

RANKINGS

Played the No. 1 team in the AP poll: defeated Connecticut (72-63), 4/3/11 (@ Indianapolis, Ind.)

Played the No. 1 team in the ESPN/USA Today/WBCA poll: see played No. 1 team in AP poll

Defeated top-10 opponent: vs. #1/1 Connecticut (72-63), 4/3/11 (@ Indianapolis, Ind.)

Defeated top-10 opponent at home: vs. #6/7 Rutgers (63-47), 1/23/05

Defeated top-10 opponent on the road: at #9/10 Connecticut (65-59), 1/30/05

Defeated top-10 opponent by double digits: vs. #4/4 Tennessee (73-59), 3/28/11 (@ Dayton, Ohio)

SCORING

Player scored 25 points: see 30 points

Player scored 30 points: Danielle Adams (30), Texas A&M, 4/5/11 (@ Indianapolis, Ind.)

Player scored 35 points: Maya Moore (36), Connecticut, 4/3/11 (@ Indianapolis, Ind.)

Two players scored 20 points: Stefanie Dolson (24) and Maya Moore (22), at Connecticut, 3/8/11

Three players scored 20 points: Angela Simpson (37), Bridgette Williams (24) and Stephanie Shaw (22), Northwestern State, 3/24/95 (@ Amarillo, Texas)

Two players scored 25 points: Jene Morris (32) and Queneise Davis (25), San Diego State, 11/26/09 (@ St. Thomas, U.S. Virgin Islands)

None in double figures: St. John's, 1/23/11 (Cynthia Hart - 8 pts)

One in double figures: Shoni Schimmel (12), Louisville, 3/6/11 (@ Hartford, Conn.)

Five in double figures: Brittney Griner (21), Brooklyn Pope (20), Kimetria Hayden (14), Odyssey Sims (11) and Melissa Jones (10) at Baylor, 12/1/10

Six in double figures: Jannor Roland (21), Danielle McCulley (14), Jennifer Jacoby (12), Stacey Lovelace (12), Nicole Erickson (11) and Shannon Lindsey (11), Purdue, 11/30/94

Scored 50 points/half: 50 (2nd half), San Diego State, 11/26/09 (@ St. Thomas, U.S. Virgin Islands)

Scored 55 points/half: see 60 points/half

Scored 60 points/half: 63 (2nd half), Northwestern State, 3/24/95 (@ Amarillo, Texas)

Scored 100 points/BIG EAST game: 106, Connecticut, 12/8/98

Scored 100 points/non-BIG EAST game: 103, Northwestern State, 3/24/95 (@ Amarillo, Texas)

Scored fewer than 15 points/half: 6 (1st half), Southeast Missouri State, 1/2/11

Scored fewer than 20 points/half: 17 (1st half), Oklahoma, 3/26/11 (@ Dayton, Ohio)

Scored fewer than 40 points/game: 38, Seton Hall, 2/8/11

FIELD GOAL SHOOTING

Shot 50 percent/game: 54.7 (29-53), Texas A&M, 4/5/11 (@ Indianapolis, Ind.)

Shot 55 percent/game: 55.6 (30-54), Connecticut, 3/1/10

Shot 60 percent/game: 60.0 (30-50), DePaul, 1/22/08

Shot below 25 percent/game: 24.6 (14-57), Seton Hall, 2/8/11

Shot below 30 percent/game: see below 25 percent/game

Shot 50 percent/half: see 65 percent/half

Shot 55 percent/half: see 65 percent/half

Shot 60 percent/half: see 65 percent/half

Shot 65 percent/half: 68.2 (15-22), 2nd half by Texas A&M, 4/5/11 (@ Indianapolis, Ind.)

Shot 70 percent/half: 70.0 (14-20), 2nd half by New Hampshire, 11/12/10

Shot 50 percent/both halves: 53.3 (16-30) and 56.5 (13-23) at Connecticut, 2/19/11

Shot below 20 percent/half: 15.4 (4-26), 2nd half by Seton Hall, 2/8/11

Shot below 25 percent/half: see below 20 percent/half

Shot below 30 percent/half: 27.6 (8-29), 1st half by Oklahoma, 3/26/11 (@ Dayton, Ohio)

Shot below 30 percent/both halves: 26.9 (7-26) and 24.0 (6-25), Syracuse, 2/1/11

THREE-POINT SHOOTING

Player made 5 three-pointers: Maya Moore, Connecticut, 4/3/11 (@ Indianapolis, Ind.)

Player made 6 three-pointers: Anne Boese, IPFW, 12/8/09

Player made 7 three-pointers: Angie Bjorklund, Tennessee, 11/5/08

Player attempted 10 three-pointers: Maya Moore (13), Connecticut, 4/3/11 (@ Indianapolis, Ind.)

Made 10 three-pointers: 11 by IPFW, 12/8/09

Did not make a three-pointer: 0 at LSU, 11/16/08

Shot 50 percent 3FG (min. 5 att.): see 60 percent

Shot 60 percent 3FG (min. 5 att.): 61.5 (8-13) by Temple, 3/21/11 (@ Salt Lake City, Utah)

FREE THROW SHOOTING

Player made 10 free throws: Kelly Faris (10), Connecticut, 1/8/11

Player made 15 free throws: Nok Duany (15) at Georgetown, 2/23/02

Player attempted 15 free throws: Candace Parker (17), Tennessee, 3/30/08 (@ Oklahoma City, Okla.)

Player made 10 for 10 or better: Kelly Faris (10-10), Connecticut, 1/8/11

Shot 90 percent (min. 10 att.): 96.3 (26-27), Connecticut, 1/8/11

Shot below 50 percent (min. 10 att.): 48.0 (12-25), Temple, 3/21/11 (@ Salt Lake City, Utah)

Made 30 free throws: 32 (attempted 37) by Illinois, 11/24/98

Made fewer than five FTs: 3 (attempted 7), Louisville, 3/6/11 (@ Hartford, Conn.)

Attempted 40 free throws: 45 (made 28) at South Florida, 1/13/07

Attempted fewer than 5 FTs: 2 (made 1), Southeast Missouri State, 1/2/11

REBOUNDS

Player had 15 rebounds: Michelle Harrison (16) at Utah, 3/19/11

Player had 20 rebounds: Wendy Scholtens (20) at Vanderbilt, 1/8/89

Two players had double-figure rebounds: Abi Olajuwon (14) and Amanda Thompson (11), Oklahoma, 3/28/10 (@ Kansas City, Mo.)

Three players had double-figure rebounds: Aurora Adams (16), Brenda McCunn (11) and Paula Langseth (10), Hawaii, 3/22/81 (@ Anchorage, Alaska)

Had 50 rebounds: 56 by Pittsburgh, 2/10/08

Out-rebounded ND by 10 or more: 12 by Tennessee, 3/28/11 (@ Dayton, Ohio) (UT 46, ND 34)

DOUBLE-DOUBLES

Points & rebounds: Glory Johnson (12/14), Tennessee, 3/28/11 (@ Dayton, Ohio)

Points & assists: Liad Suez-Karni (14/10), Villanova, 2/7/06

Two players had double-doubles: Abi Olajuwon (20/14) and Amanda Thompson (13/11), Oklahoma, 3/28/10 (@ Kansas City, Mo.)

Three players had double-doubles: Mary Raese (24/10), Mary Westerville (11p/10) and Netra McGraw (10p/10a), Idaho, 3/21/86 (@ Amarillo, Texas)

15 points and 15 rebounds: Tina Charles (16/17), Connecticut, 3/8/10 (@ Hartford, Conn.)

20 points and 10 rebounds: Brooklyn Pope (20/14) at Baylor, 12/1/10

20 points and 20 rebounds: Wendy Scholtens (29/20) at Vanderbilt, 1/8/89

TRIPLE-DOUBLES

Points, rebounds, assists: Liad Suez-Karni (14p/10a/10a), Villanova, 2/7/06

Points, rebounds, steals: Diana Vines (23p/11r/12s) at DePaul, 1/24/89

ASSISTS

Player had 10 assists: Ketia Swanier (11), Connecticut, 1/27/08

Player had 15 assists: Veronica Pettry (16) at Loyola-Chicago, 2/18/89

Had 25 assists: 27, Connecticut, 3/2/99 (@ Piscataway, N.J.)

Had 30 assists: 30 at Loyola-Chicago, 2/18/89

Had fewer than 10 assists: 9, Temple, 3/21/11 (@ Salt Lake City, Utah)

BLOCKED SHOTS

Player blocked 5 shots: Courtney Paris (5), Oklahoma, 3/25/08 (@ West Lafayette, Ind.)

Blocked 10 shots: see blocked 15 shots

Blocked 15 shots: 16 at Connecticut, 1/27/07

Blocked 0 shots: Tennessee, 3/28/11 (@ Dayton, Ohio)

STEALS

Player had 5 steals: Sarah Miles (6) at West Virginia, 2/22/11

Player had 7 steals: Courtney Pilypaitis, Vermont, 3/23/10

Player had 10 steals: Katie Smrcka-Duffy, Georgetown, 1/29/00

Had 15 steals: 15, Louisville, 3/6/11 (@ Hartford, Conn.)

Had 20 steals: 24, Georgetown, 1/29/00

TURNOVERS

Player committed 10 turnovers: Kerah Nelson (11), IUPUI, 11/26/10

Committed 20 turnovers or more and won: 24 at DePaul, 2/26/11

Committed 25 turnovers or more: 28, Cincinnati, 2/26/11

Committed 30 turnovers or more: see 35 turnovers or more

Committed 35 turnovers or more: 35, IUPUI, 11/26/10

Committed 40 turnovers or more: 40, Morehead State, 11/15/10

Committed 5 turnovers or fewer: 5 at Villanova, 1/25/03

Committed 10 turnovers or fewer: 10, Georgetown, 2/20/10

MISCELLANEOUS

Led team in points/rebounds/assists: Mi-Khida Hankins (16p/8r/3a) at Providence, 12/8/10

Hit "final minute" game-winning shot: Felicia Chester (layup/0:05.9) at DePaul, 2/26/11

Played every minute: Bria Hartley (40), Connecticut, 4/3/11 (@ Indianapolis, Ind.)

Played more than 40 minutes: Danielle Robinson and Nyesha Stevenson (45), Oklahoma, 3/28/10 (@ Kansas City, Mo.)

Rallied from a 10-point deficit to win: Villanova, 3/8/09 (ND led 15-5 with 9:18 left in 1st half, VU won 58-47) (@ Hartford, Conn.)

Led ND by 10 or more at halftime: 14 at Baylor (38-24), 12/1/10

Led ND by 15 or more at halftime: 23 at Connecticut (42-19), 1/16/10

Led ND by 25 or more points: 30 by Connecticut (71-41 at 2:58 of 2nd half), 3/1/10

SCORING MARGINS

ND won by 30-plus points: see 50

ND won by 30-plus points at home: see 50

ND won by 30-plus points on the road: 32 — ND 82, at Pittsburgh 50, 1/15/11

ND won by 40-plus points: see 50

ND won by 50-plus points: 51 — at ND 89, Seton Hall 38, 2/8/11

ND won by 60-plus points: 76 — at ND 97, Southeast Missouri State 21, 1/2/11

ND lost by 10-19 points: 11 — at Baylor 76, ND 65, 12/1/10

ND lost by 10-19 points at home: 10 — Rutgers 78, at ND 68, 1/27/09

ND lost by 10-19 points on the road: see 10-19 points

ND lost by 20-29 points: 21 — at Connecticut 78, ND 57, 2/19/11

ND lost by 20-29 points at home: 25 — Connecticut 76, at ND 51, 3/1/10

ND lost by 20-29 points on the road: see 20-29 points

ND lost by 30-plus points: 39 — at Tennessee 89, ND 50, 3/17/02

Career 1,000-Point Scorers

	Player, Years	G	FGM	3FGM	FTM	Avg.	Pts.
1.	Beth Morgan, 1993-97	125	822	231	447	18.6	2,322
2.	Katryna Gaither, 1993-97	128	899	0	328	16.6	2,126
3.	Ruth Riley, 1997-01	131	777	0	518	15.8	2,072
4.	Jacqueline Batteast, 2001-05	123	723	62	366	15.2	1,874
5.	Alicia Ratay, 1999-03	130	557	262	387	13.6	1,763
6.	Karen Robinson, 1987-91	121	633	17	307	13.1	1,590
7.	Trena Keys, 1982-86	111	690	—	209	14.3	1,589
8.	Charel Allen, 2004-08	129	602	64	298	12.1	1,566
9.	Ashley Barlow, 2006-10	130	497	139	359	11.5	1,492
10.	Sandy Botham, 1984-88	114	594	0	272	12.8	1,460
11.	Sheila McMillen, 1995-99	131	454	249	282	11.0	1,439
12.	Niele Ivey, 1996-01	132	477	190	286	10.8	1,430
13.	Lindsay Schrader, 2005-10	128	594	6	235	11.2	1,429
14.	Shari Matvey, 1979-83	109	616	—	141	12.6	1,373
15.	Margaret Nowlin, 1988-92	119	540	0	232	11.0	1,312
16.	Megan Duffy, 2002-06	127	363	161	403	10.2	1,290
17.	Mary Beth Schueth, 1981-85	105	487	—	259	11.7	1,233
18.	Letitia Bowen, 1991-95	113	456	2	305	10.8	1,219
19.	Heidi Bunek, 1985-89	83	509	0	184	14.5	1,202
20.	Krissi Davis, 1987-91	118	462	0	270	10.1	1,194
21.	Courtney LaVere, 2002-06	122	471	8	200	9.4	1,150
22.	Becca Bruszewski, 2007-11	136	462	30	194	8.4	1,148
23.	Danielle Green, 1995-00	116	409	5	283	9.5	1,106
24.	Skylar Diggins, 2009-present	74	371	71	256	14.4	1,069
25.	Carrie Bates, 1981-85	96	439	—	182	11.0	1,060
26.	Mollie Peirick, 1994-98	128	364	129	177	8.1	1,034
27.	Kelley Siemon, 1997-01	127	398	0	210	7.9	1,006
28.	Melissa Lechlitrner, 2006-10	131	373	71	188	7.7	1,005

Single Game 30-Point Scorers

Player	Opponent	Date	Result	Points
1. Ruth Riley	at Providence	Jan. 30, 1999	W, 97-59	41
2. Katryna Gaither	(1) vs. Ohio	Nov. 29, 1996	W, 95-82	40
3. Ruth Riley	vs. Miami (Fla.)	Feb. 22, 2000	W, 83-68	36
Ruth Riley	vs. Providence	Jan. 10, 1999	W, 79-56	36
Beth Morgan	(2) vs. Alabama	March 22, 1997	W, 87-71	36
6. Charel Allen	(3) vs. Oklahoma	March 25, 2008	W, 79-75 (ot)	35
7. Katryna Gaither	at Providence	Jan. 14, 1996	W, 90-80	34
Beth Morgan	(4) vs. Texas A&M	Dec. 3, 1995	L, 84-88 (ot)	34
Katryna Gaither	Cleveland State	Jan. 9, 1995	W, 90-66	34
10. Michelle Marciniak	at Georgia	Dec. 8, 1991	L, 86-90 (ot)	33
11. Megan Duffy	vs. Marquette	Jan. 10, 2006	W, 67-65 (ot)	32
Jacqueline Batteast	(5) Ohio State	Nov. 20, 2004	W, 66-62	32
Ruth Riley	(6) vs. Vanderbilt	March 26, 2001	W, 72-64	32
Ruth Riley	(7) vs. Liberty	Dec. 5, 1999	W, 85-68	32
Alicia Ratay	(7) vs. North Carolina	Dec. 4, 1999	W, 99-86	32
Beth Morgan	Syracuse	Jan. 10, 1996	W, 91-52	32
Beth Morgan	(4) vs. Penn State	Dec. 1, 1995	L, 77-86	32
Katryna Gaither	at Northern Illinois	Feb. 23, 1995	W, 58-51	32
Heidi Bunek	Marquette	Jan. 26, 1988	W, 88-51	32
20. Skylar Diggins	(8) Vermont	March 23, 2010	W, 84-66	31
Charel Allen	St. John's	Jan. 16, 2007	W, 83-65	31
Alicia Ratay	West Virginia	Feb. 19, 2002	W, 72-63	31
Katryna Gaither	at Indiana	Nov. 24, 1995	W, 82-73	31
Katryna Gaither	at Cleveland State	Feb. 16, 1995	W, 83-79 (ot)	31
Trena Keys	at Northern Illinois	Dec. 15, 1985	W, 88-65	31
Shari Matvey	Mount St. Joseph	Jan. 26, 1980	W, 78-76	31
Shari Matvey	(9) vs. Chicago State	Jan. 11, 1980	W, 68-61	31
28. Alicia Ratay	at Providence	Feb. 16, 2003	W, 67-61	30
Beth Morgan	at Connecticut	March 4, 1997	L, 77-86	30
Margaret Nowlin	Louisville	Jan. 15, 1992	L, 53-64	30
Trena Keys	at Loyola (Ill.)	Feb. 21, 1986	W, 79-67	30
Karen Robinson	(10) vs. Northern Illinois	March 23, 1991	L, 82-84	30
Krissi Davis	at Dayton	Feb. 28, 1991	L, 76-79	30
Trena Keys	at Dayton	Feb. 5, 1985	W, 81-66	30
Trena Keys	at Rutgers	Jan. 9, 1986	L, 61-69	30
Shari Matvey	(11) at Pacific Lutheran	March 12, 1980	W, 57-48	30
(1) Comfort Inn Downtown Classic (Atlanta, Ga.)				
(2) NCAA East Regional Semifinal (Columbia, S.C.)				
(3) NCAA Oklahoma City Region Second Round (West Lafayette, Ind.)				
(4) Kona Women's Basketball Classic (Kona, Hawaii)				
(5) Preseason WNIT Championship Game (Notre Dame, Ind.)				
(6) NCAA Midwest Regional Final (Denver, Colo.)				
(7) Wachovia Women's Invitational Tournament (Richmond, Va.)				
(8) NCAA Kansas City Region Second Round (Notre Dame, Ind.)				
(9) Huskie Invitational (DeKalb, Ill.)				
(10) NWIT (Amarillo, Texas)				
(11) AIAW National Tournament (Tacoma, Wash.)				

1,000-Point Scorers




**Bloomington, Ind.
(1993-97) - 2,322**



1 BETH MORGAN

Finished as Notre Dame's all-time leading scorer and 51st in NCAA history with 2,322 points • set or tied 28 school records during her four-year career • captained team during the 1995-96 and 1996-97 campaigns • earned Kodak/WBCA and AP honorable mention All-America honors as a junior and senior • first team all-BIG EAST selection in her final two campaigns • twice named to the BIG EAST all-tournament team • named to the 1997 NCAA East Regional All-Tournament team • set a career high and NCAA East Regional record with her 36-point performance in '97 against Alabama tying a school record with her six three-pointers in the contest • helped USA team capture

the gold medal at the World University Games in August '97 • teamed with Katryna Gaither to help the USA World Championship Qualifying Team to the silver medal at World Championship Qualifying Tournament in Brazil during the summer of '97 • earned a spot on the U.S. Select Team in summer of '96 • scored in double figures in 115 of 125 games • a second-round draft pick in 1997 by the American Basketball League's Philadelphia Rage, where she played for two seasons • also saw action with the WNBA's Washington Mystics in 2000 • currently the head coach at Virginia Commonwealth University, leading the Rams to their first-ever NCAA tournament appearance in 2009.

Morgan's Career Statistics

Year	GP-GS	FG-FGA	Pct.	3FG-FGA	Pct.	FTM-FTA	Pct.	OR	DR	TR	Avg.	A	TO	B	S	PF	Min-Avg.	Pts	Avg.
1993-94	29-25	192-410	.468	46-124	.371	88-112	.786	33	92	125	4.3	64	106	6	31	43	913-31.5	518	17.9
1994-95	27-21	176-392	.449	53-139	.381	77-96	.802	23	87	110	4.1	43	78	6	37	46	808-29.9	482	17.9
1995-96	31-31	219-475	.461	71-178	.399	117-137	.854	27	127	154	5.0	80	97	6	64	59	1010-32.6	626	20.2
1996-97	38-38	235-575	.409	61-187	.326	165-204	.809	39	194	233	6.1	97	132	5	66	56	1227-32.3	696	18.3
Totals	125-115	822-1852	.444	231-628	.368	447-549	.814	122	500	622	5.0	284	413	23	198	204	3958-31.7	2322	18.6

**Mt. Vernon, N.Y.
(1993-97) - 2,126**

2 KATRYNA GAITHER

Notre Dame's second all-time leading scorer (2,126 points) and third all-time leading rebounder (986 rebounds) • led team in scoring with a school-record 20.4 ppg. during Notre Dame's 1997 Final Four campaign • also was the team's leading rebounder during 1996-97 as she averaged 9.7 rebounds • set or tied 22 Irish school records at time of graduation • 1997 NCAA East Regional MVP • garnered Kodak/WBCA and AP honorable mention All-America honors as a junior and senior • a two-time first-team all-BIG EAST and conference all-tournament team selection • set Irish single-season scoring record during the 1996-97 campaign with 776 points • registered career-high 40-point

performance versus Ohio State • scored in double figures in school-record 76 straight games from 1995-97 • first-ever recipient of the Philadelphia On-Line National Player-of-the Week award • recorded 40 double-doubles during her career • along with Beth Morgan played on the '97 USA World Championship Qualifying Team and led that team to the silver medal • a third-round draft pick in 1997 by the American Basketball League's San Jose Lasers, where she played for two seasons • played in the WNBA from 2000-02 with five different teams • has enjoyed successful pro career in Europe.

Gaither's Career Statistics

Year	GP-GS	FG-FGA	Pct.	3FG-FGA	Pct.	FTM-FTA	Pct.	OR	DR	TR	Avg.	A	TO	B	S	PF	Min-Avg.	Pts	Avg.
1993-94	28-0	62-112	.554	0-0	.000	23-47	.489	38	58	96	3.4	1	25	20	15	47	281-10.0	147	5.3
1994-95	31-26	252-406	.621	0-1	.000	86-167	.515	83	156	239	7.7	35	73	46	55	82	838-27.0	590	19.0
1995-96	31-31	261-412	.633	0-0	.000	91-157	.580	87	196	283	9.1	28	77	40	61	82	893-28.8	613	19.8
1996-97	38-38	324-544	.596	0-0	.000	128-180	.711	149	219	368	9.7	35	73	35	76	97	1177-31.0	776	20.4
Totals	128-95	899-1474	.610	0-1	.000	328-551	.595	357	629	968	7.7	99	248	141	207	308	3189-24.9	2126	16.6




**Macy Ind.
(1997-01) - 2,072**



3 RUTH RILEY

Only Irish player to have 2,000 points and 1,000 rebounds in her career • winner of 2001 Naismith Award, the first Notre Dame player to be honored • two-time first-team Associated Press All-America selection (2000, 2001) • two-time first-team CoSIDA Women's Basketball Academic All-American (2000, 2001) and 2001 CoSIDA Academic All-America Team Member of the Year • ranks as the school's all-time career leader in seven categories, including rebounds (1,007), blocked shots (370 - 5th in NCAA history) and field goal percentage (.632 - 11th in NCAA history) • three-time recipient of the BIG EAST Defensive Player of the Year award (1999-2001) • a three-time first-team all-BIG EAST selection and the 2001 BIG EAST Player of the Year • holds Notre Dame single-game scoring record (41 points vs. Providence on Jan. 30, 1998) • named Most Outstanding Player of 2001 NCAA Final Four, where she hit

two free throws with 5.8 seconds left to lift Irish to national championship • selected by the Miami Sol in the first round (fifth overall) of the 2001 WNBA Draft • was the No. 1 selection in 2003 WNBA Dispersal Draft, going to Detroit Shock • MVP of 2003 WNBA Finals after leading Detroit to its first title (Shock won second crown in 2006) • named WNBA All-Star for first time in her pro career in 2005 • only women's basketball player to be named Finals MVP at both college and professional levels • traded to San Antonio Silver Stars in 2007, helping team to five consecutive playoff appearances, including berths in '07 Western Conference finals and '08 WNBA Finals since her arrival • first vice-president of WNBA Players Association • member of 2004 U.S. Senior National Team that won gold medal at Athens Olympics • one of seven players to win NCAA and WNBA championships and earn an Olympic gold medal.

Riley's Career Statistics

Year	GP-GS	FG-FGA	Pct.	3FG-FGA	Pct.	FTM-FTA	Pct.	OR	DR	TR	Avg.	A	TO	B	S	PF	Min-Avg.	Pts	Avg.
1997-98	32-26	141-235	.600	0-0	.000	86-115	.748	91	142	233	7.3	21	64	71	27	109	674-21.1	368	11.5
1998-99	31-31	198-290	.683	0-0	.000	118-171	.690	105	155	260	8.4	40	81	101	25	106	791-25.5	514	16.6
1999-00	32-31	193-314	.615	0-0	.000	132-164	.805	88	145	233	7.3	41	88	85	17	109	790-24.7	518	16.2
2000-01	36-36	245-390	.628	0-0	.000	182-237	.768	92	189	281	7.8	70	83	113	20	87	1024-28.4	672	18.7
Totals	131-124	777-1229	.632	0-0	.000	518-687	.754	376	631	1007	7.7	172	316	370	89	411	3279-25.0	2072	15.8

South Bend, Ind.
(2001-05) – 1,874

4 JACQUELINE BATTEAST

Ended career in the top five on 16 of Notre Dame's career statistical charts, including scoring average (fourth), rebounding average (third), total rebounds (fourth) and blocked shots (third) • second in school history with 38 career double-doubles • 2005 Kodak/WBCA All-America Team selection and three-time Kodak/WBCA All-America Team finalist (2002, 2004, 2005) • two-time Associated Press All-America pick (third team - 2005; honorable mention - 2004) • Basketball Times Fifth-Team All-America choice (2004) • USBWA National Freshman of the Year (2002) • BIG EAST Player of the Year (2005) • four-time all-BIG EAST Conference selection, including first-team honors in 2004 and 2005 • BIG EAST Rookie of the Year (2002) • NCAA East Regional All-Tournament Team (2004)

• Preseason WNIT Most Valuable Player (2004) • started school-record 97 consecutive games to end her career • scored in double figures 101 times in 123 career games • played in 10 NCAA Tournament games, guiding Notre Dame to Sweet 16 in 2003 and 2004 • averaged 22.0 ppg. and 11.7 rpg. with a .483 field goal percentage and three double-doubles in 2004 NCAA Tournament • reached 1,000-point plateau in 72nd career game, making her the fourth-fastest Irish player to hit that milestone • chosen in second round of 2005 WNBA Draft by Minnesota Lynx • traded to Detroit Shock in 2006 and won WNBA title that season • currently on coaching staff at her prep alma mater, South Bend's Washington High School.

Batteast's Career Statistics

Year	GP-GS	FG-FGA	Pct.	3FG-FGA	Pct.	FTM-FTA	Pct.	OR	DR	TR	Avg.	A	TO	B	S	PF	Min-Avg.	Pts	Avg.
2001-02	26-22	132-327	.404	27-81	.333	67-100	.670	68	136	204	7.8	53	75	36	35	61	718-27.6	358	13.8
2002-03	32-32	179-461	.388	9-46	.196	78-116	.672	95	172	267	8.3	81	99	50	63	78	1022-31.9	445	13.9
2003-04	32-32	204-451	.452	10-29	.345	94-150	.627	91	185	276	8.6	73	90	38	48	76	1052-32.9	512	16.0
2004-05	33-33	208-505	.412	16-47	.340	127-162	.784	67	151	218	6.6	87	73	43	39	68	1109-33.6	559	16.9
Totals	123-119	723-1744	.415	62-203	.305	366-528	.693	321	644	965	7.8	294	337	167	185	283	3901-31.7	1874	15.2




Lake Zurich, Ill.
(1999-03) – 1,763



5 ALICIA RATAY

One of the top perimeter shooters in NCAA history • holds NCAA record for career three-point percentage (.476) and ranks ninth in NCAA annals for career free throw percentage (.872) • her .547 three-point percentage in 2000-01 remains an NCAA record for sophomores • at time of her graduation, she was the holder of six Notre Dame career records, including marks for three-point field goals made (262), games started (129) and minutes played (4,231) • started all but one game in her 130-game career, including 71 consecutive starts over her last two-plus seasons • tied with Ruth Riley and Kelley Siemon for the most NCAA

Tournament games played (14) in school history • two-time Associated Press honorable mention All-America selection (2000, 2002) • two-time all-BIG EAST choice, including first-team honors in 2002 • two-time CoSIDA Academic All-District V Second Team pick (2002, 2003) • 2003 Aeropostale/BIG EAST Women's Basketball Scholar-Athlete of the Year • earned 2001 NCAA Midwest Regional all-tournament team laurels • named 2000 BIG EAST Rookie of the Year, the first Irish player to win the award • six-time BIG EAST Rookie of the Week pick in 2000.

Ratay's Career Statistics

Year	GP-GS	FG-FGA	Pct.	3FG-FGA	Pct.	FTM-FTA	Pct.	OR	DR	TR	Avg.	A	TO	B	S	PF	Min-Avg.	Pts	Avg.
1999-00	32-32	145-294	.493	73-152	.480	84-101	.832	30	129	159	5.0	75	75	7	49	46	999-31.1	447	14.0
2000-01	36-35	160-318	.503	81-148	.547	65-73	.890	29	156	185	5.1	79	68	14	48	47	1147-31.9	466	12.9
2001-02	30-30	146-328	.445	58-142	.408	112-127	.882	46	119	165	5.5	44	54	6	34	34	1015-33.8	462	15.4
2002-03	32-32	106-266	.398	50-108	.463	126-143	.881	30	126	156	4.9	41	46	9	30	26	1070-33.4	388	12.1
Totals	130-129	557-1206	.462	262-550	.476	387-444	.872	135	530	665	5.1	239	243	36	161	153	4231-32.6	1763	13.6

Turnersville, N.J.
(1987-91) – 1,590

6 KAREN ROBINSON

First on the all-time Notre Dame scoring list at the time of her graduation, a perch she held until 1996 • led team in scoring during her final three campaigns with the Irish • Notre Dame's first-ever Kodak/WBCA All-district selection • twice selected as the Midwestern Collegiate Conference Player of the Year (1990 and 1991) • three-time first team all-MCC and was an MCC all-tournament team selection as a sophomore, junior and senior • named to the all-

tournament team at the 1991 National Women's Invitation Tournament (NWIT) • was a member of the first Notre Dame women's basketball team (1990-91) to earn a Top 25 ranking in the Associated Press poll • became Notre Dame's all-time leading scorer when she scored 30 points in her final collegiate outing • participated in the '87 U.S. Olympic Sports Festival • played professional basketball in Switzerland • now living in her home state of New Jersey.

Robinson's Career Statistics

Year	GP-GS	FG-FGA	Pct.	3FG-FGA	Pct.	FTM-FTA	Pct.	OR	DR	TR	Avg.	A	TO	B	S	PF	Min-Avg.	Pts	Avg.
1987-88	28-27	79-160	.494	0-2	.000	57-73	.781	7	32	39	1.4	99	96	1	36	44	675-24.1	215	7.7
1988-89	32-31	158-313	.505	2-10	.200	82-102	.804	20	56	76	2.4	184	184	3	63	60	1017-31.8	400	12.5
1989-90	29-27	168-356	.472	0-2	.000	101-128	.789	17	50	67	2.3	137	111	2	62	51	847-29.2	437	15.1
1990-91	32-31	228-475	.480	15-40	.375	67-82	.817	15	65	80	2.5	159	120	1	67	65	1016-31.8	538	16.8
Totals	121-116	633-1304	.485	17-54	.315	307-385	.797	59	203	262	2.2	579	511	7	228	220	3555-29.4	1590	13.1



ND

Marion, Ind.
(1982-86) – 1,589


7 TRENA KEYS

Ended her career as Notre Dame's all-time leading scorer • held the top spot on Irish scoring list until 1991 • two-time North Star Conference Player of the Year (1985 and 1986) • first Notre Dame player to earn league player of the year honors • fourth Notre Dame player to score more than 1,000 points during her career, reaching that plateau

in her junior season • became a full-time starter in the lineup midway through her sophomore season and started 78 straight games • team leader in blocks each of the four seasons she was with the Irish • led team in scoring as a junior and senior • inducted into Indiana Basketball Hall of Fame in 2009.

Keys' Career Statistics

Year	GP-GS	FG-FGA	Pct.	3FG-FGA	Pct.	FTM-FTA	Pct.	OR	DR	TR	Avg.	A	TO	B	S	PF	Min-Avg.	Pts	Avg.
1982-83	25-2	117-243	.481	—	—	28-36	.778	—	—	89	3.6	24	—	25	25	48	509-20.4	262	10.5
1983-84	28-20	111-269	.413	—	—	35-51	.686	—	—	88	3.1	41	—	26	29	57	586-20.9	257	9.2
1984-85	28-28	212-410	.517	—	—	59-84	.702	—	—	157	5.6	67	—	43	37	63	861-30.8	483	17.3
1985-86	30-30	250-483	.518	—	—	87-122	.713	—	—	178	5.9	76	—	30	46	67	933-31.1	587	19.6
Totals	111-80	690-1405	.491	—	—	209-293	.713	—	—	512	4.6	208	—	124	137	235	2889-26.0	1589	14.3



ND

Monessen, Pa.
(2004-08) – 1,566

8 CHAREL ALLEN

State Farm/WBCA honorable mention All-America selection in 2007 and 2008 • first-team all-BIG EAST Conference pick in 2007 and 2008 • first player in school history to amass 1,000 points, 500 rebounds, 200 assists and 200 steals in her career • ranks among the top 10 in eight career statistical categories • started final 66 games of her career, logging back-to-back 500-point seasons • became first Notre Dame player since 1997 (Katryna Gailther) to score at least 25 points in three consecutive games (2006-07 season) • posted ninth-highest single-season point total in school history (545 points in 2006-07) • ranks

seventh on Irish career free throw percentage list (.799) • made BIG EAST All-Freshman Team in 2005 • named to 2008 Preseason WNIT All-Tournament Team • helped Irish advance to NCAA Sweet 16 as a senior in 2007-08, scoring career-high 35 points in second-round overtime win over Oklahoma; 35 points were sixth-most in school history and second-most in program's postseason record book • selected in third round of 2008 WNBA Draft by Sacramento Monarchs • helped team advance to '08 WNBA playoffs • has also played professionally in Europe.

Allen's Career Statistics

Year	GP-GS	FG-FGA	Pct.	3FG-FGA	Pct.	FTM-FTA	Pct.	OR	DR	TR	Avg.	A	TO	B	S	PF	Min-Avg.	Pts	Avg.
2004-05	33-0	87-199	.437	7-16	.438	72-85	.847	48	89	137	4.2	47	60	11	39	63	794-24.4	263	7.7
2005-06	30-1	104-285	.365	15-57	.263	32-53	.604	39	91	130	4.3	39	41	16	41	45	737-24.6	255	8.5
2006-07	32-32	213-491	.434	26-85	.306	93-111	.838	63	134	197	6.2	69	77	18	63	67	1082-33.8	545	17.0
2007-08	34-34	198-447	.443	16-42	.381	101-124	.815	63	129	192	5.6	84	68	26	63	53	1026-30.2	513	15.1
Totals	129-67	602-1422	.423	64-200	.320	298-373	.799	213	443	656	5.1	239	246	71	206	228	3639-28.2	1566	12.1



ND

Indianapolis, Ind.
(2006-10) – 1,492


9 ASHLEY BARLOW

Three-time All-BIG EAST Conference selection, copping honorable mention status in 2008 before elevating to second-team honors in 2009 and 2010 • earned WBCA/State Farm Coaches' All-Region I honors in 2010 • two-year team captain (2008-09 and 2009-10) • first Notre Dame basketball player (male or female) ever to amass 1,000 points, 500 rebounds, 250 assists and 250 steals in her career under the Golden Dome • one of only three Notre Dame women's players to register at least 60 steals in four consecutive seasons (along with Coquese Washington and

Niele Ivey) • graduated with a place in the top 10 on no fewer than 12 of Notre Dame's career statistical charts • competed in the State Farm College 3-Point Championship in her hometown of Indianapolis in April 2010, finishing second to post the best-ever finish by a Notre Dame women's player (and tie the best showing by an Irish player of either gender following a runner-up finish by future NBA player Chris Quinn in 2006, also in Indianapolis) • played professionally in Israel • currently an assistant coach at IUPUI in Indianapolis.

Barlow's Career Statistics

Year	GP-GS	FG-FGA	Pct.	3FG-FGA	Pct.	FTM-FTA	Pct.	OR	DR	TR	Avg.	A	TO	B	S	PF	Min-Avg.	Pts	Avg.
2006-07	32-3	110-254	.433	19-58	.328	90-109	.826	79	94	173	5.4	61	70	3	63	80	810-25.3	329	10.3
2007-08	34-32	136-290	.469	27-89	.303	111-138	.804	64	95	159	4.7	64	60	2	68	86	898-26.4	410	12.1
2008-09	29-28	127-317	.401	40-110	.364	74-95	.779	50	90	140	4.8	80	75	3	70	51	955-32.9	368	12.7
2009-10	35-35	124-292	.425	53-146	.363	84-102	.824	71	103	174	5.0	85	62	6	80	58	1001-28.6	385	11.0
Totals	130-98	497-1153	.431	139-403	.345	359-444	.809	264	382	646	5.0	290	267	14	281	275	3664-28.2	1492	11.5



Earned North Star all-conference honors four straight years • named to the all-NSC first team as a sophomore, junior and senior and was a second-team honoree as a freshman • was member of Muffet McGraw's first team at Notre Dame • as a sophomore during the 1985-86 campaign, finished sixth in the nation in field-goal percentage as she hit on 63.9 percent of her field goal attempts, a mark that stands second in the Irish record books • four-year monogram winner whose career .588 field goal percentage

places her fourth all-time • started 101 of the 114 games she played in at Notre Dame • served as an assistant coach on the Notre Dame coaching staff for four years under McGraw and was also a graduate assistant for two seasons following her graduation in 1988 • currently the head women's basketball coach at the University of Wisconsin-Milwaukee, leading the Panthers to the first two NCAA tournament berths in school history (2001 and 2006).

Botham's Career Statistics

Year	GP-GS	FG-FGA	Pct.	3FG-FGA	Pct.	FTM-FTA	Pct.	OR	DR	TR	Avg.	A	TO	B	S	PF	Min-Avg.	Pts	Avg.
1984-85	28-21	108-204	.529	—	—	46-66	.697	—	—	142	5.1	11	—	3	21	82	560-20.0	262	9.4
1985-86	31-27	172-269	.639	—	—	79-105	.752	—	—	223	7.2	25	—	15	18	99	744-24.0	423	13.7
1986-87	27-25	138-246	.561	—	—	51-72	.708	59	132	191	7.1	25	—	13	16	94	722-26.7	327	12.1
1987-88	28-28	176-291	.605	0-0	.000	96-126	.762	85	133	218	7.8	27	107	9	20	91	749-26.8	448	16.0
Totals	114-101	594-1010	.588	0-0	.000	272-369	.737	—	—	774	6.8	88	—	40	75	366	2775-24.3	1460	12.8




Finished her four-year career as Notre Dame's career three-point scoring leader, a distinction she held until 2003 • holder of six Irish school records at the conclusion of her career • her 98 three-point field goals and 247 attempts in 1998-99 set new Notre Dame single-season marks • among longest-tenured players in school history (131 games) • was the first Notre Dame women's player to appear in four consecutive NCAA tournaments • earned second-team all-BIG EAST honors as a senior and was

named to the 1999 BIG EAST Championship All-Tournament Team after guiding the Irish to their third championship game berth in four years • one of only three Irish women's basketball players ever to receive Notre Dame's Francis Patrick O'Connor Award (the others are former Irish point guards Coquese Washington and Megan Duffy) • named to the 1999 Successful Farming All-America Team • now makes her home in Indianapolis.

McMillen's Career Statistics

Year	GP-GS	FG-FGA	Pct.	3FG-FGA	Pct.	FTM-FTA	Pct.	OR	DR	TR	Avg.	A	TO	B	S	PF	Min-Avg.	Pts	Avg.
1995-96	31-3	81-174	.466	41-89	.461	33-47	.702	25	60	85	2.7	33	74	2	29	53	769-24.8	236	7.6
1996-97	38-5	99-253	.391	42-142	.296	64-80	.800	23	78	101	2.7	47	64	2	33	67	950-25.0	304	8.0
1997-98	31-30	129-330	.391	68-172	.395	97-121	.802	24	61	85	2.7	45	65	4	33	53	903-29.1	423	13.7
1998-99	31-31	145-352	.412	98-247	.397	88-101	.871	27	107	134	4.3	68	76	13	34	64	1048-33.8	476	15.4
Totals	131-69	454-1109	.409	249-650	.383	282-349	.808	99	306	405	3.1	193	279	21	129	237	3670-28.0	1439	11.0



Finished as Notre Dame's career leader in steals (348) and games played (132) and ranked second in assists (727) • appeared on 16 of school's career Top 10 lists • earned third-team Associated Press All-America honors in 2001, the first Irish point guard to be so recognized • recipient of the 2001 Frances Pomeroy Naismith Award, given to the nation's most outstanding female senior player standing 5-8 or under • finalist for the 2001 Nancy Lieberman Award, given to the nation's top point guard • member of 2001 NCAA Final Four All-Tournament Team • three-time all-BIG EAST Conference selection, including first-team laurels in

2001 • first-team defensive All-America choice by Women's Basketball Journal • one of only two players in school history to record 200 assists in a season (school-record 247 in 2000-01) • earned fifth year of eligibility after suffering torn ACL in her right knee five games into her freshman season • selected by the WNBA's Indiana Fever in the second round of the 2001 draft, playing four years for the Fever • spent 2005 season with Detroit Shock and Phoenix Mercury • in her fifth season as an assistant coach at Notre Dame after two seasons on staff at Xavier University.

Ivey's Career Statistics

Year	GP-GS	FG-FGA	Pct.	3FG-FGA	Pct.	FTM-FTA	Pct.	OR	DR	TR	Avg.	A	TO	B	S	PF	Min-Avg.	Pts	Avg.
1996-97	5-0	6-16	.375	0-1	.000	3-4	.750	3	9	12	2.4	15	13	1	8	7	86-17.2	15	3.0
1997-98	31-19	83-185	.449	25-67	.373	63-80	.788	44	62	106	3.4	90	97	6	77	55	809-26.1	254	8.2
1998-99	28-28	121-241	.502	47-105	.448	80-92	.870	40	66	106	3.8	181	85	1	74	56	880-31.4	369	13.2
1999-00	32-31	118-272	.434	61-167	.365	61-81	.753	35	76	111	3.5	194	101	3	95	53	1028-32.1	358	11.2
2000-01	36-36	149-322	.463	57-129	.442	79-111	.712	33	114	147	4.1	247	109	8	94	74	1151-32.0	434	12.1
Totals	132-114	477-1036	.460	190-469	.405	286-368	.777	155	327	482	3.7	727	405	19	348	245	3954-30.0	1430	10.8




Bartlett, Ill.
(2005-10) – 1,429


13 LINDSAY SCHRADER

Three-time all-BIG EAST selection, earning honorable mention laurels in 2008 and rising to first-team status in 2009 and 2010 • named AP and WBCA/State Farm Coaches' honorable mention All-American in 2010 • one of only four players in program history with 1,400 points and 800 rebounds (along with Katryna Gaither, Ruth Riley and Jacqueline Batteast) • two-year team captain (2008-09 and 2009-10) • returned for fifth year of eligibility in 2009-10 after missing entire 2006-07 season with knee injury suffered on fourth day of practice • holds school records for

double-doubles by a guard in career (17) and single season (7 in 2008-09) • finished her career ranked among the top 10 on nine of Notre Dame's career statistical lists, including a tie for second with 124 career starts (trailing only Alicia Ratays 128 starts) • became second Notre Dame player (after Shari Matvey) to register a double-double in her college debut, notching 10 points and 14 rebounds in November 2005 win over Michigan • currently an assistant coach at Longwood University in Farmville, Va.

Schrader's Career Statistics

Year	GP-GS	FG-FGA	Pct.	3FG-FGA	Pct.	FTM-FTA	Pct.	OR	DR	TR	Avg.	A	TO	B	S	PF	Min-Avg.	Pts	Avg.
2005-06	30-27	127-287	.443	4-7	.571	58-111	.523	36	126	162	5.4	52	57	11	33	55	858-28.6	316	10.5
2007-08	34-33	148-322	.460	1-2	.500	52-80	.650	71	139	210	6.2	73	63	4	54	44	955-28.1	349	10.3
2008-09	31-31	165-356	.463	1-3	.333	61-91	.670	63	165	228	7.4	67	72	14	43	45	958-30.9	392	12.6
2009-10	33-33	154-285	.540	0-1	.000	64-111	.577	73	155	228	6.9	53	59	6	23	39	849-25.7	372	11.3
Totals	128-124	594-1250	.475	6-13	.462	235-393	.598	243	585	828	6.5	245	251	35	153	183	3620-28.3	1429	11.2

Youngstown, Ohio
(1979-83) – 1,373



14 SHARI MATVEY

First Notre Dame player to score more than 1,000 points during her career • averaged double figures in both her freshman and sophomore campaigns • enjoyed a career-best 17.6 scoring average as she set an Irish single-season freshman mark for points in a season (529) — a record which still stands • averaged 14.8 points in her sophomore season •

led team in rebounding as a freshman and sophomore • only player to average double figures in rebounding (10.2) in a single season • formerly held Notre Dame single-season blocks record (94) as she averaged 3.1 blocks per game in her rookie season • earned second-team CoSIDA Academic All-America honors in 1981 • currently a doctor.

Matvey's Career Statistics

Year	GP-GS	FG-FGA	Pct.	3FG-FGA	Pct.	FTM-FTA	Pct.	OR	DR	TR	Avg.	A	TO	B	S	PF	Min-Avg.	Pts	Avg.
1979-80	30-20	237-407	.582	—	—	55-93	.591	—	—	305	10.2	34	—	94	42	85	837-27.9	529	17.6
1980-81	28-24	184-379	.485	—	—	46-68	.676	—	—	213	7.6	13	—	23	13	50	690-24.6	414	14.8
1981-82	25-20	109-203	.537	—	—	14-24	.583	—	—	119	4.8	14	—	9	21	45	475-19.0	232	9.3
1982-83	26-23	86-167	.515	—	—	26-35	.743	—	—	105	4.0	11	—	7	18	57	422-16.2	198	7.6
Totals	109-87	616-1156	.533	—	—	141-220	.641	—	—	742	6.8	72	—	133	94	237	2424-22.2	1373	12.6

St. Paul, Minn.
(1988-92) – 1,312



15 MARGARET NOWLIN

Catalyst behind Notre Dame's first-ever NCAA tournament appearance in 1992 • selected as MVP of the '92 Midwestern Collegiate Conference Tournament as she scored 16 points and grabbed 12 rebounds in Notre Dame's upset victory over Xavier in the championship game • led team in scoring (16.5) and rebounding (8.7) in her final campaign with the Irish • also led team in rebounding (7.5) during her junior season (1990-91) • three-year starter who

averaged in double figures in each of her last three seasons • first-team all-MCC selection in 1992 • was twice named to the MCC all-tournament team (1990 and 1992) • played professionally in France after graduation • was an assistant coach at Notre Dame during the 1995-96 campaign • currently lives in Iowa City, Iowa, with her husband, Fran McCaffery, who is the head men's basketball coach at the University of Iowa.

Nowlin's Career Statistics

Year	GP-GS	FG-FGA	Pct.	3FG-FGA	Pct.	FTM-FTA	Pct.	OR	DR	TR	Avg.	A	TO	B	S	PF	Min-Avg.	Pts	Avg.
1988-89	27-9	48-98	.490	0-0	.000	14-27	.519	38	61	99	3.7	23	47	9	10	63	441-16.3	110	4.1
1989-90	29-28	137-271	.506	0-0	.000	64-85	.753	68	149	217	7.5	22	50	21	23	102	767-26.5	338	11.7
1990-91	32-32	143-278	.514	0-0	.000	65-92	.707	59	181	240	7.5	46	87	33	35	106	872-27.3	351	11.0
1991-92	31-31	212-381	.556	0-0	.000	89-123	.724	81	189	270	8.7	50	87	19	25	86	961-31.0	513	16.6
Totals	119-100	540-1028	.525	0-0	.000	232-327	.709	246	580	826	6.9	141	271	82	93	357	3041-25.6	1312	11.0

Dayton, Ohio
(2002-06) – 1,290

16 MEGAN DUFFY

Ranked among the top 10 on 12 career statistical charts at Notre Dame upon her graduation • two-time AP honorable mention All-American and two-time WBCA honorable mention All-American in 2005 and 2006 • winner of 2006 Frances Pomeroy Naismith Award • finalist for 2006 Nancy Lieberman Award • CoSIDA First-Team Academic All-American (2006) • three-time all-BIG EAST Conference pick, including twice on first team (unanimous in 2006) • 2006 Aeropostale/BIG EAST Women's Basketball Scholar-Athlete of the Year • one of only three players in school history to amass 1,000 points, 500 assists and 200 steals

in her career (others were Karen Robinson and Niele Ivey) • 15th in NCAA history with .859 career free throw percentage, and among top 10 in nation in foul shooting her final two seasons • posted school-record .895 free throw percentage in 2004-05 • earned gold medal with 2005 U.S. World University Games Team • selected in third round of 2006 WNBA Draft by Minnesota Lynx (spent two seasons) • signed as free agent with WNBA's New York Liberty in 2008, helping team to Eastern Conference finals • currently an assistant coach at St. John's University in Queens, N.Y.

Duffy's Career Statistics

Year	GP-GS	FG-FGA	Pct.	3FG-FGA	Pct.	FTM-FTA	Pct.	OR	DR	TR	Avg.	A	TO	B	S	PF	Min-Avg.	Pts	Avg.
2002-03	32-5	22-91	.242	7-35	.200	45-59	.763	9	51	60	1.9	73	78	1	26	59	748-23.4	96	3.0
2003-04	32-31	93-231	.403	46-114	.404	86-105	.819	11	82	93	2.9	125	92	1	45	56	1066-33.3	318	9.9
2004-05	33-33	110-252	.437	50-125	.400	137-153	.895	7	94	101	3.1	178	103	2	90	50	1222-37.0	407	12.3
2005-06	30-30	138-346	.399	58-167	.347	135-152	.888	15	101	116	3.9	124	72	2	59	52	1152-38.4	469	15.6
Totals	127-99	363-920	.395	161-441	.365	403-469	.859	42	328	370	2.9	500	345	6	220	217	4188-33.0	1290	10.2




Indianapolis, Ind
(1981-85) – 1,233

17 MARY BETH SCHUETH

Consistent producer who is one of just seven players in the program's history to average in double figures in scoring in all four seasons (along with Jacqueline Batteast, Ashley Barlow, Beth Morgan, Alicia Ratay, Ruth Riley and Lindsay Schrader) • finished her career as the school's all-time leading scorer • averaged career bests of 13.0 points and 9.1 rebounds in her freshman season • started all but 10

games during her career (made 95 starts in the 105 games she played) • two-time all-North Star Conference selection, earning second team honors as a junior and first team laurels as a senior • third player in the program's history to earn CoSIDA Academic All-America honors, garnering second-team recognition in 1983 • currently a doctor in Indianapolis • inducted into Indiana Basketball Hall of Fame in 2008.

Schueth's Career Statistics

Year	GP-GS	FG-FGA	Pct.	3FG-FGA	Pct.	FTM-FTA	Pct.	OR	DR	TR	Avg.	A	TO	B	S	PF	Min-Avg.	Pts	Avg.
1981-82	25-24	137-265	.517	—	—	52-105	.495	—	—	227	9.1	37	—	20	52	64	785-31.4	326	13.0
1982-83	27-27	128-267	.479	—	—	61-101	.604	—	—	241	8.9	39	—	20	42	71	824-30.5	317	11.7
1983-84	27-25	114-222	.514	—	—	69-108	.639	—	—	186	6.9	17	—	18	26	55	652-24.2	297	11.0
1984-85	26-19	108-214	.505	—	—	77-107	.720	—	—	199	7.7	14	—	10	39	62	663-25.5	293	11.3
Totals	105-95	487-968	.503	—	—	259-421	.615	—	—	853	8.1	107	—	68	159	252	2924-27.9	1233	11.7

Ranks second on Notre Dame's all-time list for rebounds (999) and holds record rebounding average (8.8) • one of just four players in the program's history to score more than 1,000 points and grab more than 900 rebounds during her four-year career (others are Jacqueline Batteast, Katryna Gaither and Ruth Riley) • only senior on 1994-95 squad that finished third at the National Women's Invitation Tournament (NWIT) • averaged double figures in scoring each of her last three seasons at Notre Dame • was team's leading rebounder during her sophomore, junior

and senior campaigns with a career-high rebounding average of 9.8 rpg. (second-best in school history) during the 1992-93 campaign • member of Notre Dame's first-ever NCAA tournament team (1992) • served as Irish captain in her senior season (1994-95) • first-team all-Midwestern Collegiate Conference selection as a junior and second-team honoree as a sophomore • played professionally in Italy • currently lives in Seattle with her husband, Kevin McGuff, who is the head women's basketball coach at the University of Washington.




Buchanan, Mich.
(1991-95) – 1,219

18 LETITIA BOWEN

Bowen's Career Statistics

Year	GP-GS	FG-FGA	Pct.	3FG-FGA	Pct.	FTM-FTA	Pct.	OR	DR	TR	Avg.	A	TO	B	S	PF	Min-Avg.	Pts	Avg.
1991-92	28-20	89-172	.517	0-1	.000	45-58	.776	66	152	218	7.8	29	69	13	26	91	640-22.9	223	8.0
1992-93	25-23	125-253	.494	0-2	.000	87-106	.821	78	168	246	9.8	29	87	15	39	83	676-27.0	337	13.5
1993-94	29-28	121-295	.410	0-1	.000	65-98	.663	103	173	276	9.5	69	104	22	69	103	769-26.5	307	10.6
1994-95	31-31	121-281	.431	2-6	.333	108-134	.806	110	149	259	8.4	91	92	26	65	101	896-28.9	352	11.4
Totals	113-102	456-1001	.456	2-10	.200	305-396	.770	357	642	999	8.8	218	352	76	199	378	2981-26.4	1219	10.8

1,000-Point Scorers




**Milwaukee, Wis.
(1985-89) – 1,202**



19 HEIDI BUNEK

All-America candidate heading into her senior season (1988-89) before suffering a career-ending knee injury in the sixth game of the year • she led the team in scoring and rebounding during the 1986-87 and 1987-88 campaigns • first player in Notre Dame history to score more than 1,000 points by her junior season • two-time second-team all-North Star Conference selection (1987 and 1988) • averaged career bests of 17.9 points and 8.8 rebounds per game while shooting .609 from the floor (18th in the nation) during her junior year • grabbed a career-high 20 rebounds

(fourth best all-time and most by an Irish player in the last 27 seasons) at DePaul on Jan. 20, 1988 • finished with a career scoring average of 14.5 ppg. which ranked her first all-time following her career • her .604 all-time field goal percentage is third-best in school history and her 7.8 career rebounding average is fourth all-time • played in the U.S. Olympic Sports Festivals during the summers of 1995 and 1996 • currently coaching at Arrowhead High School in Hartland, Wis. • inducted into the Wisconsin Basketball Coaches Association Hall of Fame in 2010.

Bunek's Career Statistics

Year	GP-GS	FG-FGA	Pct.	3FG-FGA	Pct.	FTM-FTA	Pct.	OR	DR	TR	Avg.	A	TO	B	S	PF	Min-Avg.	Pts	Avg.
1985-86	22-7	96-161	.596	—	—	23-38	.605	—	—	138	6.3	15	—	18	9	56	459-20.9	215	9.8
1986-87	27-25	161-267	.603	—	—	66-91	.725	70	145	215	8.0	19	—	31	24	79	808-29.9	388	14.4
1987-88	28-28	212-348	.609	0-0	.000	78-125	.624	70	176	246	8.8	19	112	39	43	70	827-29.5	502	17.9
1988-89	6-6	40-67	.597	0-0	.000	17-27	.630	12	33	45	7.5	7	21	5	7	19	181-30.2	97	16.2
Totals	83-66	509-843	.604	0-0	.000	184-281	.655	—	—	644	7.8	60	—	93	83	224	2275-27.4	1202	14.5

**Noblesville, Ind.
(1987-91) – 1,194**

20 KRISSI DAVIS

Averaged double figures in scoring in each of her last three seasons • team's leading rebounder in her sophomore and junior campaigns • netted a career-best scoring average of 13.7 points in her senior season and personal best rebounding average as a junior (8.0 rpg.) • after not starting at all as a freshman, she started every game in her final three campaigns • earned starts in final 92 games of her career, the third-longest streak in school history (Jacqueline Batteast - 97; Katelyna Gaitner - 95) • was a first-team

all-Midwestern Collegiate Conference honoree in her senior season after being named to the all-MCC second team as a junior • twice selected MVP of the MCC Tournament (1989 and 1991) in addition to being named to the all-tournament team on both occasions • recipient of the University's most prestigious athletics honor — the Byron V. Kanaley Award, which is presented annually to a senior student-athlete who is most exemplary as a student and leader.

Davis' Career Statistics

Year	GP-GS	FG-FGA	Pct.	3FG-FGA	Pct.	FTM-FTA	Pct.	OR	DR	TR	Avg.	A	TO	B	S	PF	Min-Avg.	Pts	Avg.
1987-88	26-0	39-67	.582	0-0	.000	13-23	.565	30	65	95	3.7	21	20	1	12	15	361-13.9	91	3.5
1988-89	32-32	120-208	.577	0-0	.000	94-124	.758	67	141	208	6.5	54	45	4	81	71	1022-31.9	334	10.4
1989-90	29-29	145-250	.580	0-0	.000	56-82	.683	70	163	233	8.0	59	44	9	57	61	938-32.3	346	11.9
1990-91	31-31	158-273	.579	0-0	.000	107-126	.849	67	127	194	6.3	61	53	18	76	69	889-28.7	423	13.7
Totals	118-92	462-798	.579	0-0	.000	270-355	.761	234	496	730	6.2	195	162	32	226	216	3209-27.2	1194	10.1




**Ventura, Calif.
(2002-06) – 1,150**

21 COURTNEY LAVERE

Valuable, versatile forward who was a member of four NCAA Tournament teams, including two NCAA Sweet 16 squads, during her career at Notre Dame • ranks fifth in school history with 146 career blocks and 1.20 blocks-per-game average • one of just six Notre Dame players to record 1,000 points, 500 rebounds and 100 blocks in their careers (others are Katelyna Gaitner, Ruth Riley, Jacqueline Batteast, Trena Keys and Shari Matvey) • scored 1,000th career point three games after classmate Megan Duffy, marking the shortest interval between 1,000-point milestones in school history • logged five double-doubles as a

freshman, including three in a row with two coming against ranked opponents (Tennessee and Purdue) • set school record for freshmen with 12-of-16 foul shooting performance at Villanova • played key role in Notre Dame's 2003 NCAA Sweet 16 run, averaging 11.7 points and 5.7 rebounds in the three-game set • 2003 freshman All-America selection by Women's College Hoops.com • winner of 2006 Robin Roberts/WBCA Broadcasting Scholarship Award • currently works in Los Angeles as a sales planner with Turner Broadcasting's Cartoon Network.

LaVere's Career Statistics

Year	GP-GS	FG-FGA	Pct.	3FG-FGA	Pct.	FTM-FTA	Pct.	OR	DR	TR	Avg.	A	TO	B	S	PF	Min-Avg.	Pts	Avg.
2002-03	32-10	151-311	.486	1-3	.333	95-136	.699	81	99	180	5.6	21	80	27	19	88	723-22.6	398	12.4
2003-04	32-17	113-274	.412	3-10	.300	47-85	.553	61	84	145	4.5	30	75	41	36	87	709-22.2	276	8.6
2004-05	28-16	88-190	.463	1-6	.167	34-59	.576	34	76	110	3.9	37	57	28	26	61	583-20.8	211	7.5
2005-06	30-14	119-234	.509	3-7	.429	24-46	.522	59	66	125	4.2	37	33	50	22	78	725-24.2	265	8.8
Totals	122-57	471-1009	.467	8-26	.308	200-326	.613	235	325	560	4.6	125	245	146	103	314	2740-22.5	1150	9.4




**Valparaiso, Ind.
(2007-11) – 1,148**


22 BECCA BRUSZEWSKI

Co-captain of Notre Dame's 2010-11 NCAA national finalist team • played in school-record 136 games during her career, missing only three contests (one in her final three seasons) • set school record with 39 starts and 39 games played in 2010-11 (sharing mark with Natalie Novosel and Devereaux Peters) • nicknamed "Bruiser" for her fearless and physical style of play, despite being an undersized post at just 6-foot-1 • played all three front line positions during

her career • known for her toughness, playing through numerous injuries, most notably in the 2011 BIG EAST Championship final vs. Connecticut (eight points, three rebounds after rib injury in semifinal vs. DePaul) and 2011 NCAA Dayton Regional final vs. Tennessee (13 points, eight rebounds in game-high 37 minutes playing on sprained knee suffered in regional semifinal vs. Oklahoma) • currently playing professionally in Finland.

Bruszewski's Career Statistics

Year	GP-GS	FG-FGA	Pct.	3FG-FGA	Pct.	FTM-FTA	Pct.	OR	DR	TR	Avg.	A	TO	B	S	PF	Min-Avg.	Pts	Avg.
2007-08	32-0	58-104	.558	1-2	.500	42-54	.778	37	43	80	2.5	13	31	10	16	58	423-13.2	159	5.0
2008-09	31-31	132-271	.487	21-56	.375	48-71	.676	31	125	156	5.0	52	53	15	33	88	842-27.2	333	10.7
2009-10	34-26	129-261	.494	8-31	.258	42-64	.656	46	60	106	3.1	48	42	18	23	92	629-18.5	308	9.1
2010-11	39-39	143-276	.518	0-8	.000	62-93	.667	62	145	207	5.3	59	78	20	41	99	994-25.5	348	8.9
Totals	136-96	462-912	.507	30-97	.309	194-282	.688	176	373	549	4.0	172	204	63	113	337	2888-21.2	1148	8.4




**Chicago, Ill.
(1995-00) – 1,106**

23 DANIELLE GREEN

Became the 16th player in Notre Dame women's basketball history to score 1,000 points • posted double-figure scoring averages in each of her last three seasons, finishing with a 9.5 ppg. career scoring average in 116 games • started 65 games during her career • earned a fifth year of eligibility after missing the entire 1996-97 Final Four campaign with a torn Achilles' tendon suffered the first day of practice • third-leading scorer (14.4 ppg.) and second-leading rebounder (7.2 rpg.) during the 1998-99 season • netted a personal single-season best 432 points during

that campaign • scored a career-high 28 points versus West Virginia on Jan. 17, 1999 • had 16 points and seven rebounds in Notre Dame's second-round victory over George Washington in the 2000 NCAA Tournament, helping the Irish to third Sweet 16 appearance in four years • spent one season as assistant coach at Chicago State • enlisted in U.S. Army in 2003 and was awarded a Purple Heart in May 2004 after suffering significant arm and leg injuries while serving in Baghdad, Iraq • has since earned two master's degrees from Saint Xavier University.

Green's Career Statistics

Year	GP-GS	FG-FGA	Pct.	3FG-FGA	Pct.	FTM-FTA	Pct.	OR	DR	TR	Avg.	A	TO	B	S	PF	Min-Avg.	Pts	Avg.
1995-96	27-0	12-38	.316	0-4	.000	6-20	.300	9	36	45	1.7	7	20	0	9	29	235-8.7	30	1.1
1996-97		DNP - injury																	
1997-98	30-14	116-259	.448	2-8	.250	72-111	.649	60	83	143	4.8	38	60	2	45	64	752-25.1	306	10.2
1998-99	30-30	157-369	.425	2-9	.222	116-151	.769	68	148	216	7.2	52	93	3	38	69	892-29.7	432	14.4
1999-00	29-21	124-257	.482	1-11	.091	89-113	.788	42	75	117	4.0	79	83	0	35	65	751-25.9	338	11.7
Totals	116-65	409-923	.443	5-32	.156	283-395	.716	179	342	521	4.5	176	256	5	127	227	2630-22.7	1106	9.5




**South Bend, Ind.
(2009-p) – 1,069**


24 SKYLAR DIGGINS

Had more points at end of sophomore season than any player in school history • joined Beth Morgan as only Notre Dame players to top 1,000 points during sophomore year • has scored in double figures 56 times in her first 74 games • has 15 games of 20-or-more points in her career to date • member of 2011 NCAA Final Four All-Tournament Team and 2011 NCAA Dayton Regional Most Outstanding Player • helped lead Notre Dame to 2011 NCAA national championship game (second in school history) • 2011 State Farm Coaches' All-American and Associated Press third-team All-American • 2010 State Farm Coaches' All-American

finalist (honorable mention All-American) • two-time all-BIG EAST Conference selection (2010, 2011) • set school record with 39 games played in 2010-11 • dished out 12 assists in 2011 NCAA Dayton Regional semifinal vs. Oklahoma (most by ND player in NCAA Championship history) • three-time USA Basketball gold medalist, most recently with 2011 USA World University Games Team (along with ND teammates Natalie Novosel and Devereaux Peters) • currently enrolled in Notre Dame's Mendoza College of Business, where she is pursuing her bachelor's degree in management-entrepreneurship.

Diggins' Career Statistics

Year	GP-GS	FG-FGA	Pct.	3FG-FGA	Pct.	FTM-FTA	Pct.	OR	DR	TR	Avg.	A	TO	B	S	PF	Min-Avg.	Pts	Avg.
2009-10	35-30	169-385	.439	35-100	.350	111-142	.782	48	95	143	4.1	112	97	23	90	80	1028-29.4	484	13.8
2010-11	39-38	202-468	.432	36-108	.333	145-198	.732	42	114	156	4.0	186	155	17	75	72	1226-31.4	585	15.0
Totals	74-68	371-853	.435	71-208	.341	256-340	.753	90	209	299	4.0	298	252	40	165	152	2254-30.5	1069	14.4




Averaged double figures in scoring in three of her four seasons at Notre Dame • ranks seventh in school history with a .553 career field goal percentage • averaged career best of 12.5 points as a senior and 6.5 rebounds as a freshman • also averaged 12.4 points as a rookie • led

team in scoring during her junior campaign as she averaged 11.9 ppg. • posted career numbers of 11.0 ppg. and 5.5 rpg. as she played in 96 contests during her Irish tenure • now resides in Bangor, Maine.

Bates' Career Statistics

Year	GP-GS	FG-FGA	Pct.	3FG-FGA	Pct.	FTM-FTA	Pct.	OR	DR	TR	Avg.	A	TO	B	S	PF	Min-Avg.	Pts	Avg.
1981-82	25-3	136-231	.589	—	—	39-59	.661	—	—	163	6.5	16	—	7	22	39	676-27.0	311	12.4
1982-83	27-3	86-168	.512	—	—	44-56	.786	—	—	127	4.7	20	—	8	14	36	588-21.8	216	8.0
1983-84	28-22	129-234	.551	—	—	75-91	.824	—	—	155	5.5	16	—	11	30	44	738-26.4	333	11.9
1984-85	16-14	88-161	.547	—	—	24-44	.545	—	—	78	4.9	4	—	6	7	17	418-26.1	200	12.5
Totals	96-42	439-794	.553	—	—	182-250	.728	—	—	523	5.5	56	—	32	73	136	2420-25.2	1060	11.0




Started more NCAA tournament games (10) than any Irish player prior to 2001 • her 118 career starts and .819 career free throw percentage ranked first all-time at the time of her graduation • started 118 of the 128 games she appeared in during her career • tied Notre Dame school record when she played in her 128th career game against Purdue in the 1998 NCAA Midwest Regional semifinal • also finished second all-time with 651 career assists (5.1 apg.) • led the Irish to four postseason appearances during her career — three NCAA tournament berths (1996-98) and the 1995 National Women's Invitation Tournament (NWIT)

• co-captained team as a junior and senior and led Notre Dame to the 1997 Final Four and 1998 Sweet 16 • a third team all-BIG EAST selection as a senior, she averaged 10.8 ppg., 4.9 rpg. and 6.2 apg. in her final campaign with the Irish • finished 13th on the Notre Dame career scoring list with 1,034 points and a career average of 8.1 ppg. • named to the Midwestern Collegiate Conference All-Newcomer Team in 1995 • currently lives in Cincinnati, where she helps operate Impact Basketball Academy, a basketball camp for young children.

Peirick's Career Statistics

Year	GP-GS	FG-FGA	Pct.	3FG-FGA	Pct.	FTM-FTA	Pct.	OR	DR	TR	Avg.	A	TO	B	S	PF	Min-Avg.	Pts	Avg.
1994-95	27-22	67-127	.528	13-25	.520	22-27	.815	14	65	79	2.9	106	89	9	28	57	681-25.2	169	6.3
1995-96	31-31	79-180	.439	20-60	.333	41-49	.837	14	94	108	3.5	177	138	16	60	67	935-30.2	219	7.1
1996-97	38-33	107-242	.442	39-94	.415	47-60	.783	45	110	155	4.1	169	110	18	51	100	1026-27.0	300	7.9
1997-98	32-32	111-316	.351	57-163	.350	67-80	.838	27	130	157	4.9	199	137	22	50	76	1010-31.6	346	10.8
Totals	128-118	364-865	.421	129-342	.377	177-216	.819	100	399	499	3.9	651	474	65	189	300	3652-28.5	1034	8.1



Became 18th Irish player to score 1,000 points when she poured in 10 markers in her final collegiate game, a 68-66 win over Purdue in the 2001 NCAA championship game • an athletic and talented forward who started 95 games in her Irish career • had her best season at Notre Dame as a senior, averaging 11.3 points and 7.1 rebounds per game to earn the BIG EAST Conference Most Improved Player award • also garnered honorable mention all-BIG EAST laurels in 2001 • named to 2001 BIG EAST and NCAA Midwest

Regional all-tournament teams • she ranks ninth in career rebounds at Notre Dame (707) • tied with Alicia Ratay and Ruth Riley for the most NCAA Tournament games played (14) in school history • was selected in the third round of the 2001 WNBA Draft by the Los Angeles Sparks • played professionally in Austria and toured with Athletes in Action • spent four seasons as an assistant coach at Liberty University and still resides in Lynchburg, Va.

Siemon's Career Statistics

Year	GP-GS	FG-FGA	Pct.	3FG-FGA	Pct.	FTM-FTA	Pct.	OR	DR	TR	Avg.	A	TO	B	S	PF	Min-Avg.	Pts	Avg.
1997-98	32-30	96-186	.516	0-0	.000	65-110	.591	54	111	165	5.2	42	90	5	28	90	753-23.5	257	8.0
1998-99	31-30	66-141	.468	0-0	.000	47-74	.635	52	102	154	5.0	63	85	7	15	94	641-20.7	179	5.8
1999-00	32-4	81-154	.526	0-0	.000	47-84	.560	49	111	160	5.0	47	67	9	25	74	614-19.2	209	6.5
2000-01	32-31	155-282	.550	0-0	.000	51-115	.443	62	166	228	7.1	99	83	4	48	68	980-30.6	361	11.3
Totals	127-95	398-763	.522	0-0	.000	210-383	.548	217	490	707	5.6	251	325	25	116	326	2988-23.5	1006	7.9



Like Siemon, joined the Notre Dame 1,000-Point Club in her final collegiate game, a stirring 22-point effort in a last-second overtime loss to Oklahoma in the NCAA Kansas City Regional semifinals in Kansas City, Mo. • two-year team captain (2008-09 and 2009-10) • earned second-team ESPN The Magazine Academic All-District honors in 2010 • also named to 2010 NCAA Kansas City Regional All-Tournament Team • upon graduation, ranked among the top 10 in school history for games played (currently tied for third with Sheila McMillen only one game behind her Notre Dame position coach and former point guard Niele Ivey, and five behind

her teammate and current record holder Becca Bruszewski), free throw percentage and assists • started every game for Irish in her final two seasons, leading Notre Dame to one of its most successful years ever in 2009-10, including a 1.07 team assist/turnover ratio, (second-best in program history) • named 2010 recipient of Notre Dame's Byron V. Kanaley Award • currently playing professionally in Germany.

Lechlitner's Career Statistics

Year	GP-GS	FG-FGA	Pct.	3FG-FGA	Pct.	FTM-FTA	Pct.	OR	DR	TR	Avg.	A	TO	B	S	PF	Min-Avg.	Pts	Avg.
2006-07	31-0	68-198	.343	12-41	.197	47-62	.758	14	49	63	2.0	83	61	1	40	41	744-24.0	195	6.3
2007-08	34-1	71-201	.353	8-37	.216	36-47	.766	14	53	67	2.0	87	68	3	36	40	753-22.1	186	5.5
2008-09	31-31	124-323	.384	22-65	.338	60-73	.822	17	64	81	2.6	106	77	2	38	55	1033-33.3	330	10.6
2009-10	35-35	110-283	.389	29-49	.420	45-53	.849	12	56	68	1.9	112	88	4	44	46	1030-29.4	294	8.4
Totals	131-67	373-1005	.371	71-232	.306	188-235	.800	57	222	279	2.1	388	294	10	158	182	3560-27.2	1005	7.7

Year-by-Year Leaders

Scoring

Season	Team Leader	Gms	FGM	FTM	Pts.	PPG
2010-11	Natalie Novosel	39	187	183	588	15.1
2009-10	Skylar Diggins	35	169	111	484	13.8
2008-09	Ashley Barlow	29	127	74	368	12.7
2007-08	Charel Allen	34	198	101	513	15.1
2006-07	Charel Allen	32	213	93	545	17.0
2005-06	Megan Duffy	30	138	135	469	15.6
2004-05	Jacqueline Batteast	33	208	127	559	16.9
2003-04	Jacqueline Batteast	33	204	94	512	16.0
2002-03	Jacqueline Batteast	32	179	78	445	13.9
2001-02	Alicia Ratay	30	146	112	462	15.4
2000-01	Ruth Riley	36	245	182	672	18.7
1999-00	Ruth Riley	31	193	132	518	16.2
1998-99	Ruth Riley	31	198	118	514	16.6
1997-98	Sheila McMillen	31	129	97	423	13.6
1996-97	Katryna Gailther	38	324	128	776	20.4
1995-96	Beth Morgan	31	219	117	626	20.2
1994-95	Katryna Gailther	29	252	86	590	19.0
1993-94	Beth Morgan	29	129	88	518	17.9
1992-93	Letitia Bowen	25	125	87	337	13.4
1991-92	Margaret Nowlin	31	212	89	513	16.5
1990-91	Karen Robinson	29	268	67	538	16.8
1989-90	Karen Robinson	32	168	101	437	15.1
1988-89	Karen Robinson	32	158	82	400	12.5
1987-88	Heidi Bunek	28	212	78	502	17.9
1986-87	Heidi Bunek	27	161	66	388	14.4
1985-86	Trena Keys	30	250	87	587	19.6
1984-85	Trena Keys	28	212	59	483	17.2
1983-84	Carrie Bates	28	129	75	333	11.9
1982-83	Mary Beth Schueth	27	128	61	317	11.7
1981-82	Mary Beth Schueth	25	137	52	326	13.0
1980-81	Shari Matvey	28	184	46	414	14.8
1979-80	Shari Matvey	30	237	55	529	17.6
1978-79	Carol Lally	22	117	47	281	12.8
1977-78	Carol Lally	16	82	14	171	10.7

Rebounds

Season	Team Leader	Gms	Rebs.	RPG
2010-11	Devereaux Peters	39	293	7.5
2009-10	Lindsay Schrader	33	228	6.9
2008-09	Lindsay Schrader	31	228	7.4
2007-08	Lindsay Schrader	34	210	6.2
2006-07	Charel Allen	32	197	6.2
2005-06	Lindsay Schrader	30	162	5.4
2004-05	Jacqueline Batteast	33	218	6.6
2003-04	Jacqueline Batteast	32	276	8.6
2002-03	Jacqueline Batteast	32	267	8.3
2001-02	Jacqueline Batteast	26	204	7.8
2000-01	Ruth Riley	36	281	7.8
1999-00	Ruth Riley	32	233	7.3
1998-99	Ruth Riley	31	260	8.4
1997-98	Ruth Riley	32	233	7.3
1996-97	Katryna Gailther	38	368	9.7
1995-96	Katryna Gailther	31	283	9.1
1994-95	Letitia Bowen	31	259	8.4
1993-94	Letitia Bowen	29	276	9.5
1992-93	Letitia Bowen	25	246	9.8
1991-92	Margaret Nowlin	31	270	8.7
1990-91	Margaret Nowlin	32	240	7.5
1989-90	Krissi Davis	29	233	8.0
1988-89	Krissi Davis	32	208	6.5
1987-88	Heidi Bunek	28	246	8.8
1986-87	Heidi Bunek	27	215	8.0
1985-86	Sandy Botham	31	223	7.2
1984-85	Mary Beth Schueth	26	199	7.7
1983-84	Mary Beth Schueth	27	186	6.9
1982-83	Mary Beth Schueth	27	241	8.9
1981-82	Mary Beth Schueth	25	227	9.1
1980-81	Shari Matvey	28	213	7.6
1979-80	Shari Matvey	30	305	10.2
1978-79	Jane Politiski	22	212	9.6

Assists

Season	Team Leader	Gms	Asst.	APG
2010-11	Skylar Diggins	39	186	4.8
2009-10	Skylar Diggins	35	112	3.2
2008-09	Melissa Lechlitter	31	106	3.4
2007-08	Tulyah Gaines	34	129	3.8
2006-07	Tulyah Gaines	32	125	3.9
2005-06	Megan Duffy	30	124	4.1
2004-05	Megan Duffy	33	178	5.4
2003-04	Megan Duffy	32	125	3.9
2002-03	Le'Tania Severe	32	121	3.8
2001-02	Le'Tania Severe	30	146	4.9
2000-01	Niele Ivey	36	247	6.9
1999-00	Niele Ivey	32	194	6.1
1998-99	Niele Ivey	28	181	6.5
1997-98	Mollie Peirick	32	199	6.2
1996-97	Jeanine Augustin	38	193	5.1
1995-96	Mollie Peirick	31	177	5.7
1994-95	Mollie Peirick	27	106	3.9
1993-94	Kara Leary	29	151	5.2
1992-93	Coquese Washington	27	122	4.5
1991-92	Coquese Washington	25	152	5.6
1990-91	Coquese Washington	32	179	5.6
1989-90	Karen Robinson	29	137	4.7
1988-89	Karen Robinson	32	184	5.8
1987-88	Mary Gavin	28	243	8.7
1986-87	Mary Gavin	27	214	7.9
1985-86	Mary Gavin	31	205	6.6
1984-85	Mary Gavin	26	116	4.5
1983-84	Vonnie Thompson	28	83	3.0
1982-83	Laura Dougherty	27	102	3.8
1981-82	Ruth Kaiser	23	89	3.9
1980-81	Maggie Lally	28	52	1.9
1979-80	Molly Cashman	29	88	3.0
1978-79	Molly Cashman	22	88	4.0

Blocked Shots

Season	Team Leader	Gms	Blks.	BPG
2010-11	Devereaux Peters	39	68	1.7
2009-10	Devereaux Peters	25	30	1.2
2008-09	Erica Solomon	31	38	1.2
2007-08	Devereaux Peters	23	45	2.0
2006-07	Erica Williamson	31	39	1.3
2005-06	Courtney LaVere	30	50	1.7
2004-05	Teresa Borton	33	57	1.7
2003-04	Courtney LaVere	32	41	1.3
2002-03	Jacqueline Batteast	32	50	1.6
2001-02	Amanda Barksdale	26	78	3.0
2000-01	Ruth Riley	36	113	3.1
1999-00	Ruth Riley	32	85	2.7
1998-99	Ruth Riley	31	101	3.3
1997-98	Ruth Riley	32	71	2.2
1996-97	Katryna Gailther	38	35	0.9
1995-96	Katryna Gailther	31	40	1.3
1994-95	Katryna Gailther	31	46	1.5
1993-94	Letitia Bowen	29	22	0.8
1992-93	Letitia Bowen	25	15	0.6
1991-92	Margaret Nowlin	32	19	0.6
1990-91	Margaret Nowlin	32	33	1.0
1989-90	Margaret Nowlin	29	21	0.7
1988-89	Comalita Haysbert	32	12	0.4
1987-88	Heidi Bunek	28	39	1.4
1986-87	Heidi Bunek	27	31	1.1
1985-86	Trena Keys	30	30	1.0
1984-85	Trena Keys	28	43	1.5
1983-84	Trena Keys	28	26	0.9
1982-83	Trena Keys	25	25	1.0
1981-82	Mary Beth Schueth	25	20	0.8
1980-81	Tricia McManus	28	27	1.0
1979-80	Shari Matvey	30	94	3.1

Steals

Season	Team Leader	Gms	Stls.	SPG
2010-11	Brittany Mallory	37	77	2.1
2009-10	Skylar Diggins	35	90	2.6
2008-09	Ashley Barlow	29	70	2.4
2007-08	Ashley Barlow	34	68	2.0
2006-07	Tulyah Gaines	32	66	2.1
2005-06	Megan Duffy	30	59	2.0
2004-05	Megan Duffy	33	90	2.7
2003-04	Le'Tania Severe	32	54	1.7
2002-03	Le'Tania Severe	32	69	2.2
2001-02	Le'Tania Severe	30	60	2.0
2000-01	Niele Ivey	36	94	2.6
1999-00	Niele Ivey	32	95	3.0
1998-99	Niele Ivey	31	74	2.4
1997-98	Niele Ivey	31	77	2.5
1996-97	Jeanine Augustin	38	92	2.4
1995-96	Beth Morgan	31	64	2.1
1994-95	Letitia Bowen	31	65	2.1
1993-94	Kara Leary	29	71	2.4
1992-93	Coquese Washington	27	78	2.9
1991-92	Coquese Washington	25	79	3.2
1990-91	Coquese Washington	32	83	2.6
1989-90	Coquese Washington	29	67	2.3
1988-89	Krissi Davis	32	81	2.5
1987-88	Mary Gavin	28	93	3.3
1986-87	Mary Gavin	27	80	3.0
1985-86	Mary Gavin	31	72	2.3
1984-85	Mary Beth Schueth	26	39	1.5
1983-84	Laura Dougherty	27	42	1.6
1982-83	Ruth Kaiser	27	57	2.1
1981-82	Ruth Kaiser	23	61	2.7
1980-81	Molly Ryan	28	39	1.4
1979-80	Molly Cashman	29	50	1.7

current players listed in **boldface**

2010-11

	GP	Min	FG-A	Pct.	3FG-A	Pct.	FT-A	Pct.	O	D	Tot.	Avg.	PF-DQ	A	T	B	S	Pts.	Avg.
ND	39	7850	1099-2290	.480	139-385	.361	667-930	.717	575	1007	1582	40.6	645-11	669	689	169	495	3004	77.0
OPP	39	7850	802-2179	.368	164-610	.269	425-646	.658	496	765	1261	32.3	739-16	442	864	110	331	2193	56.2

2009-10

	GP	Min	FG-A	Pct.	3FG-A	Pct.	FT-A	Pct.	O	D	Tot.	Avg.	PF-DQ	A	T	B	S	Pts.	Avg.
ND	35	7025	996-2196	.454	166-490	.339	543-767	.708	481	871	1352	38.6	585-4	633	571	128	450	2701	77.2
OPP	35	7025	820-2001	.410	147-456	.322	394-589	.669	416	837	1253	35.8	637-17	482	791	123	300	2181	62.3

2008-09

	GP	Min	FG-A	Pct.	3FG-A	Pct.	FT-A	Pct.	O	D	Tot.	Avg.	PF-DQ	A	T	B	S	Pts.	Avg.
ND	31	6225	828-1923	.431	120-359	.334	440-625	.704	426	804	1230	39.7	511-4	456	483	121	305	2216	71.5
OPP	31	6225	702-1817	.386	151-478	.316	376-512	.734	385	773	1158	37.4	544-13	410	597	107	238	1931	62.3

2007-08

	GP	Min	FG-A	Pct.	3FG-A	Pct.	FT-A	Pct.	O	D	Tot.	Avg.	PF-DQ	A	T	B	S	Pts.	Avg.
ND	34	6850	960-2148	.447	90-308	.292	581-766	.758	532	817	1349	39.7	587-10	533	512	154	397	2591	76.2
OPP	34	6850	753-1925	.391	168-473	.355	420-611	.687	459	748	1207	35.5	641-16	441	737	129	252	2094	61.6

2006-07

	GP	Min	FG-A	Pct.	3FG-A	Pct.	FT-A	Pct.	O	D	Tot.	Avg.	PF-DQ	A	T	B	S	Pts.	Avg.
ND	32	6450	816-1924	.424	104-370	.281	506-666	.760	435	751	1186	37.1	558-11	444	532	108	335	2242	70.1
OPP	32	6450	753-1798	.419	178-488	.365	432-598	.722	392	754	1146	35.8	542-9	483	654	136	261	2116	66.1

2005-06

	GP	Min	FG-A	Pct.	3FG-A	Pct.	FT-A	Pct.	O	D	Tot.	Avg.	PF-DQ	A	T	B	S	Pts.	Avg.
ND	30	6100	714-1714	.417	101-303	.333	407-617	.660	367	739	1106	36.9	487-6	383	430	128	252	1936	64.5
OPP	30	6100	683-1748	.391	181-483	.375	366-522	.701	412	748	1160	38.7	561-12	427	501	102	205	1913	63.8

2004-05

	GP	Min	FG-A	Pct.	3FG-A	Pct.	FT-A	Pct.	O	D	Tot.	Avg.	PF-DQ	A	T	B	S	Pts.	Avg.
ND	33	6625	789-1829	.431	77-210	.367	533-720	.740	447	820	1267	38.4	514-8	512	536	167	314	2188	66.3
OPP	33	6625	680-1913	.355	152-563	.270	364-522	.697	492	695	1187	36.0	586-17	427	597	131	288	1876	56.8

2003-04

	GP	Min	FG-A	Pct.	3FG-A	Pct.	FT-A	Pct.	O	D	Tot.	Avg.	PF-DQ	A	T	B	S	Pts.	Avg.
ND	32	6450	746-1729	.431	122-343	.356	440-647	.680	412	780	1192	37.2	550-9	473	563	134	288	2054	64.2
OPP	32	6450	677-1785	.379	128-506	.253	389-543	.716	423	692	1115	34.8	618-16	408	561	76	285	1871	58.5

2002-03

	GP	Min	FG-A	Pct.	3FG-A	Pct.	FT-A	Pct.	O	D	Tot.	Avg.	PF-DQ	A	T	B	S	Pts.	Avg.
ND	32	6400	731-1718	.425	87-266	.327	543-732	.742	407	826	1233	38.5	501-13	430	585	160	286	2092	65.4
OPP	32	6400	695-1896	.367	179-588	.304	389-523	.744	447	688	1135	35.5	624-11	422	540	90	294	1958	61.2

2001-02

	GP	Min	FG-A	Pct.	3FG-A	Pct.	FT-A	Pct.	O	D	Tot.	Avg.	PF-DQ	A	T	B	S	Pts.	Avg.
ND	30	6000	694-1644	.422	152-409	.372	422-627	.673	432	831	1263	42.1	479-4	400	516	189	213	1962	65.4
OPP	30	6000	608-1740	.349	141-490	.288	376-579	.649	412	645	1057	35.2	543-11	375	432	87	279	1733	57.8

2000-01

	GP	Min	FG-A	Pct.	3FG-A	Pct.	FT-A	Pct.	O	D	Tot.	Avg.	PF-DQ	A	T	B	S	Pts.	Avg.
ND	36	7200	1011-2036	.497	173-373	.464	583-859	.679	437	1053	1490	41.4	511-6	650	567	228	303	2778	77.2
OPP	36	7200	748-2228	.336	157-625	.251	355-560	.634	530	733	1263	35.1	711-0	440	605	95	276	2008	55.8

1999-00

	GP	Min	FG-A	Pct.	3FG-A	Pct.	FT-A	Pct.	O	D	Tot.	Avg.	PF-DQ	A	T	B	S	Pts.	Avg.
ND	32	6450	903-1803	.501	137-341	.402	523-732	.714	408	915	1323	41.3	599-12	607	689	169	323	2466	77.1
OPP	32	6450	701-1976	.355	125-420	.298	454-652	.696	463	603	1066	33.3	602-21	408	601	68	343	1981	61.9

1998-99

	GP	Min	FG-A	Pct.	3FG-A	Pct.	FT-A	Pct.	O	D	Tot.	Avg.	PF-DQ	A	T	B	S	Pts.	Avg.
ND	31	6200	875-1877	.466	178-479	.372	584-792	.737	470	890	1360	43.9	597-14	537	612	161	268	2512	81.0
OPP	31	6200	718-1903	.377	144-448	.321	451-663	.680	413	641	1054	34.0	644-22	485	582	69	272	2031	65.5

1997-98

	GP	Min	FG-A	Pct.	3FG-A	Pct.	FT-A	Pct.	O	D	Tot.	Avg.	PF-DQ	A	T	B	S	Pts.	Avg.
ND	32	6450	826-1821	.454	169-443	.381	555-806	.689	449	883	1332	41.6	666-17	538	691	155	328	2376	74.3
OPP	32	6450	684-1855	.369	141-422	.334	544-793	.686	437	691	1128	35.2	660-19	426	664	91	317	2053	64.2

1996-97

	GP	Min	FG-A	Pct.	3FG-A	Pct.	FT-A	Pct.	O	D	Tot.	Avg.	PF-DQ	A	T	B	S	Pts.	Avg.
ND	38	7600	1091-2272	.480	155-468	.331	545-734	.743	493	1043	1536	40.4	661-11	682	722	93	394	2882	75.8
OPP	38	7600	860-2306	.373	188-661	.284	500-731	.684	548	802	1350	35.5	646-12	524	731	98	350	2408	63.4

1995-96

	GP	Min	FG-A	Pct.	3FG-A	Pct.	FT-A	Pct.	O	D	Tot.	Avg.	PF-DQ	A	T	B	S	Pts.	Avg.
ND	31	6275	894-1806	.495	138-355	.389	489-692	.707	368	898	1266	40.8	563-11	554	681	94	344	2415	77.9
OPP	31	6275	730-1928	.379	119-412	.289	441-640	.689	418	656	1074	34.6	584-16	404	651	93	319	2020	65.

1994-95

	GP	Min	FG-A	Pct.	3FG-A	Pct.	FT-A	Pct.	O	D	Tot.	Avg.	PF-DQ	A	T	B	S	Pts.	Avg.
ND	31	6250	932-1957	.476	89-241	.369	475-688	.690	449	909	1358	43.8	643-20	568	690	125	335	2428	78.3
OPP	31	6250	765-1942	.394	140-416	.337	508-722	.704	410	701	1111	35.8	583-16	392	631	85	327	2178	70.3

Year-by-Year Statistics

1993-94																			
	GP	Min	FG-A	Pct.	3FG-A	Pct.	FT-A	Pct.	O	D	Tot.	Avg.	PF-DQ	A	T	B	S	Pts.	Avg.
ND	29	5800	856-1898	.451	94-271	.346	416-582	.714	467	832	1298	44.8	624-22	528	614	80	315	2222	76.6
OPP	29	5800	671-1729	.388	102-327	.312	492-720	.683	393	685	1078	37.2	520-11	351	613	81	320	1930	66.6
1992-93																			
	GP	Min	FG-A	Pct.	3FG-A	Pct.	FT-A	Pct.	O	D	Tot.	Avg.	PF-DQ	A	T	B	S	Pts.	Avg.
ND	27	5425	733-1599	.458	82-230	.357	328-448	.732	361	795	1156	42.8	513-11	408	575	38	249	1859	68.9
OPP	27	5425	658-1610	.409	95-332	.286	410-574	.714	332	640	972	36.0	433-5	316	489	58	280	1816	67.2
1991-92																			
	GP	Min	FG-A	Pct.	3FG-A	Pct.	FT-A	Pct.	O	D	Tot.	Avg.	PF-DQ	A	T	B	S	Pts.	Avg.
ND	31	6275	901-2019	.446	54-187	.289	403-576	.700	488	879	1367	44.1	684-20	554	710	72	294	2259	72.9
OPP	31	6275	812-1954	.416	87-256	.340	516-782	.660	444	728	1172	37.8	554-7	471	611	66	337	2227	71.8
1990-91																			
	GP	Min	FG-A	Pct.	3FG-A	Pct.	FT-A	Pct.	O	D	Tot.	Avg.	PF-DQ	A	T	B	S	Pts.	Avg.
ND	32	6400	1014-2039	.497	70-188	.372	397-536	.741	386	889	1275	39.8	621-14	610	653	89	397	2495	78.0
OPP	32	6400	777-1933	.402	77-263	.293	458-697	.657	439	690	1129	35.3	503-8	429	725	70	334	2089	65.3
1989-90																			
	GP	Min	FG-A	Pct.	3FG-A	Pct.	FT-A	Pct.	O	D	Tot.	Avg.	PF-DQ	A	T	B	S	Pts.	Avg.
ND	29	5800	895-1782	.502	54-128	.422	349-486	.718	307	712	1113	38.4	523-13	534	549	80	317	2193	75.6
OPP	29	5800	674-1767	.381	55-177	.311	351-536	.654	368	547	1042	35.9	483-11	368	579	60	278	1754	60.5
1988-89																			
	GP	Min	FG-A	Pct.	3FG-A	Pct.	FT-A	Pct.	O	D	Tot.	Avg.	PF-DQ	A	T	B	S	Pts.	Avg.
ND	32	6425	869-1775	.490	26-91	.286	406-578	.702	316	698	1131	34.3	566-9	534	666	57	320	2170	65.8
OPP	32	6425	806-1954	.412	66-195	.338	409-591	.692	692	593	1117	33.5	541-18	472	589	46	322	2087	63.2
1987-88																			
	GP	Min	FG-A	Pct.	3FG-A	Pct.	FT-A	Pct.	O	D	Tot.	Avg.	PF-DQ	A	T	B	S	Pts.	Avg.
ND	28	5600	836-1572	.532	49-131	.374	406-596	.681	291	827	1118	39.9	468-14	569	669	67	292	2127	76.0
OPP	28	5600	722-1814	.398	60-179	.335	309-474	.652	348	577	925	33.0	535-16	430	561	60	337	1813	64.8
1986-87																			
	GP	Min	FG-A	Pct.			FT-A	Pct.	O	D	Tot.	Avg.	PF-DQ	A		B	S	Pts.	Avg.
ND	27	5425	767-1567	.489			259-402	.644	282	671	1066	39.5	504-19	448		106	213	1793	66.4
OPP	27	5425	681-1704	.399			392-562	.697	357	517	968	35.8	421-7	341		43	276	1754	65.0
1985-86																			
	GP	Min	FG-A	Pct.			FT-A	Pct.			Tot.	Avg.	PF-DQ	A		B	S	Pts.	Avg.
ND	31	6225	928-1847	.502			396-591	.670			1253	40.4	598-15	535		122	267	2252	72.6
OPP	31	6225	688-1828	.376			426-646	.659			1074	34.6	572-22	335		56	260	1802	58.1
1984-85																			
	GP	Min	FG-A	Pct.			FT-A	Pct.			Tot.	Avg.	PF-DQ	A		B	S	Pts.	Avg.
ND	28	5600	813-1626	.500			349-511	.683			1094	39.1	530-10	424		109	279	1975	70.5
OPP	28	5600	651-1632	.399			343-542	.633			931	33.2	502-19	326		48	261	1645	58.7
1983-84																			
	GP	Min	FG-A	Pct.			FT-A	Pct.			Tot.	Avg.	PF-DQ	A		B	S	Pts.	Avg.
ND	28	5600	781-1641	.476			372-538	.691			1010	36.1	515-8	411		94	247	1934	69.1
OPP	28	5600	755-1693	.446			335-492	.681			976	34.9	515-21	362		72	270	1847	66.0
1982-83																			
	GP	Min	FG-A	Pct.			FT-A	Pct.			Tot.	Avg.	PF-DQ	A		B	S	Pts.	Avg.
ND	27	5450	755-1608	.470			279-443	.670			1049	38.9	510-9	435		84	278	1807	66.9
OPP	27	5450	691-1630	.424			357-534	.669			979	36.3	469-10	300		65	303	1739	64.4
1981-82																			
	GP	Min	FG-A	Pct.			FT-A	Pct.			Tot.	Avg.	PF-DQ	A		B	S	Pts.	Avg.
ND	25	5050	696-1412	.493			231-373	.619			907	36.3	414-6	395		50	300	1623	64.9
OPP	25	5050	564-1407	.401			248-384	.646			806	32.2	427-9	251		73	247	1378	55.1
1980-81																			
	GP	Min	FG-A	Pct.			FT-A	Pct.			Tot.	Avg.	PF-DQ	A		B	S	Pts.	Avg.
ND	28	5600	684-1812	.377			214-529	.594			1251	44.7	568-11	288		68	299	1680	60.0
OPP	28	5600	765-1741	.439			369-577	.640			1112	39.7	534-17	360		84	336	1899	67.8
1979-80																			
	GP	Min	FG-A	Pct.			FT-A	Pct.			Tot.	Avg.	PF-DQ	A		B	S	Pts.	Avg.
ND	30	6025	788-1941	.406			321-559	.574			1355	45.2	584-10	417		178	271	1897	63.2
OPP	30	6025	737-1985	.371			346-578	.599			1299	43.3	574-13	317		88	325	1810	60.3
1978-79																			
	GP		FG-A	Pct.			FT-A	Pct.			Tot.	Avg.	PF-DQ	A				Pts.	Avg.
ND	22		589-1554	.379			254-480	.529			982	44.6		526				1432	65.1
OPP	22		544-1315	.384			227-396	.573			1020	46.3		612				1315	59.8
1977-78																			
	GP		FG-A				FT-A	Pct.					PF-DQ					Pts.	Avg.
ND	17		466				170-335	.507					382					1065	62.8


NOTES: The three-point shot was introduced by the NCAA for the 1987-88 season ... turnovers were not kept as a regular statistic prior to 1987-88 ... Notre Dame competed at the AIAW Division III level from 1977-80 ... some statistical records are incomplete for the first two seasons of Irish women's basketball.



NOTRE DAME

FIGHTING IRISH

2011-12 WOMEN'S BASKETBALL



Beth Morgan averaged 22.6 points per game during Notre Dame's run to the 1997 NCAA Final Four, including an East Regional-record 36 points against Alabama in the Sweet 16.


HISTORY

All-Time Roster



JEANNINE AUGUSTIN
Captained Notre Dame's 1997 NCAA Final Four team to a (then) school-record 31 wins.

- Achonwa, Natalie, 2010-present....Guelph, Ontario**
 **** Alexander, Andrea, 1990-94.....Niles, Mich.
 **** Allen, Charel, 2004-08.....Monessen, Pa.
 Antolik, Renee, 1978-80.....Painesville, Ohio
 Atchinson, Susie, 1992-94.....Plymouth, Mich.
 **** Augustin, Jeannine, 1993-97.....Rochester, Mich.




JACQUELINE BATTEAST
One of six South Bend-area natives to play for the Irish, she ranked among the top five in 16 career categories at Notre Dame.

- Badway, Veronica, 2010-11.....Pittsburgh, Pa.
 **** Barksdale, Amanda, 1999-02.....Friendswood, Texas
 **** Barlow, Ashley, 2006-10.....Indianapolis, Ind.
 **** Barron, Kathy, 1984-88.....Okemos, Mich.
 **** Basford, Denise, 1982-86.....Farmington, Mich.
 **** Bates, Carrie, 1981-85.....Kansas City, Mo.
 **** Batteast, Jacqueline, 2001-05.....South Bend, Ind.
 Battel, Cynthia, 1978-79.....Fairfax, Va.
 **** Ben-Tsulun, Danielle, 2006-07.....Fort Wayne, Ind.
 **** Bohman, Rosanne, 1993-97.....Greensburg, Ind.
 Bolden, Brittney, 2005-06.....South Bend, Ind.
 Borkowski, Mary, 1983-84.....South Bend, Ind.
 **** Borton, Teresa, 2001-05.....Yakima, Wash.
 **** Botham, Sandy, 1984-88.....Madison, Wis.
 **** Bowen, Letitia, 1991-95.....Buchanan, Mich.
 **** Brandely, Diana, 1995-99.....Staten Island, N.Y.
 * Braker, Ariel, 2010-present.....Grosse Pointe Woods, Mich.
 ** Brommeland, Kathy, 1984-87.....Naples, Fla.
 Brown, Lisa, 1982-84.....Palmyra, N.J.
 **** Brzuszewski, Becca, 2007-11.....Valparaiso, Ind.
 **** Bunek, Heidi, 1985-89.....Milwaukee, Wis.
 ** Bustamante, Allison, 2001-02.....Miami, Fla.



MISSY CONBOY
Now the senior deputy athletics director at Notre Dame, she captained the 1981-82 team which finished with a 16-9 record.

- **** Cashman, Molly, 1977-80.....Hopkins, Minn.
 * Christiansen, Alena, 2008-10.....Fort Lauderdale, Fla.
 **** Conboy, Missy, 1978-82.....Columbia, Mo.
 Conlisk, Beth, 1977-78.....Darlington, Md.
 Crowe, Jane, 1979-82.....Deerfield Beach, Fla.
 * Cummings, Carola, 1977-79.....Worcester, Mass.
 Curless, Laura, 1980-81.....Blanchester, Ohio



KRIISSI DAVIS
Awarded the Byron V. Kanaley Award in 1991. It is presented to the senior athlete who is most exemplary as a student and leader.

- **** D'Amico, Melissa, 2004-08.....Manorville, N.Y.
 **** Davis, Kriissi, 1987-91.....Noblesville, Ind.
 ** Diggins, Skylar, 2009-present.....South Bend, Ind.
 **** Dougherty, Laura, 1981-85.....Hillsdale, N.J.
 **** Durif, Megan, 2002-06.....Dayton, Ohio
 **** Dunbar, Imani, 1997-01.....San Angelo, Texas



LYNN EBBEN
Notre Dame's third-leading scorer (7.4 ppg.) during the 1985-86 season.

- **** Ebben, Lynn, 1982-86.....Mendham, N.J.
 ** Elliott, Carol, 1986-89.....Grand Junction, Colo.
 ** Emighoff, Cathy, 1986-89.....Staten Island, N.Y.
 **** Erwin, Crystal, 2003-07.....Rancho Cucamonga, Calif.



STACY FIELDS
Started 34 of the 84 games she played from 1992-96.

- **** Fields, Stacy, 1992-96.....North St. Paul, Minn.
 ** Fitzgerald, Deb, 1988-92.....Watertown, Wis.
 **** Flecky, Katy, 2001-04.....Lone Tree, Colo.
 Forbes, Mary Joan, 1980-81.....Raleigh, N.C.
 * For, Mary, 2010-11.....Altoona, Pa.



MARY GAVIN
Ranks as Notre Dame's career leader in assists (778) and assists per game (7.0).

- **** Gaines, Tulyah, 2004-08.....North Las Vegas, Nev.
 **** Gaither, Katryna, 1993-97.....Mt. Vernon, N.Y.
 Garrison, Kim, 1986-87.....Mill Creek, Wash.
 Garske, Julie, 1986-87.....Amherst, Wis.
 **** Gavin, Mary, 1984-88.....North Wildwood, N.J.
 ** Gomez, Audrey, 1991-93.....Keyport, N.J.
 * Gossard, Heather, 1994-96.....Carmel, Ind.
 Goady, Christy, 1996-97.....Lodi, Calif.
 **** Gray, Breonna, 2003-07.....Las Vegas, Nev.
 **** Green, Danielle, 1995-00.....Chicago, Ill.



JULIE HENDERSON
Served as a captain on the 1999-00 team. She ranks among Notre Dame's all-time leaders in career games played (130).

- **** Haney, Ericka, 1998-02.....Toledo, Ohio
 ** Haysbert, Comalita, 1988-92.....Baltimore, Md.
 * Heath, Kelly, 1994-96.....Lafayette, Ind.
 **** Henderson, Julie, 1996-00.....Ann Arbor, Mich.
 **** Hensley, Debbi, 1980-83.....Oklahoma City, Okla.
 **** Hernandez, Monique, 1999-02, 2004.....Rio Rancho, N.M.
 ** Hicks, Kelly, 1977-80.....Bandera, Texas
 * Hills, Sherisha, 1998-99.....Tampa, Fla.
 **** Hutchinson, Karl, 1994-98.....Nine Mile Falls, Wash.



NIELE IVEY
Co-captain and the starting point guard for all 36 games in Notre Dame's 2001 NCAA championship season. She also received the '01 Frances Pomeroy Naismith Award, played five years in the WNBA and is in her fifth season as an assistant coach for the Irish.

- **** Ivey, Niele, 1996-01.....St. Louis, Mo.



KATURA "TOOTIE" JONES
A 29-game starter during the 1993-94 season when she averaged 10.0 points and 5.8 rebounds.

- Jergesen, Jane, 1979-80.....Havre, Mont.
 ** Jones, Katura "Tootie", 1990-94.....Moore, Okla.
 **** Jordan, Adrienne, 1994-97.....Columbus, Ohio
 **** Joyce, Jeneka, 2000-04.....Topeka, Kan.



KRISTIN KNAPP
Played on Notre Dame's 1993-94 team which earned the school's second NCAA Tournament bid; now an assistant coach at George Washington.

- **** Kaiser, Ruth, 1981-85.....Tempe, Ariz.
 **** Keys, Trena, 1982-86.....Marion, Ind.
 ** Klauke, Jenny, 1980-84.....Glenview, Ill.
 **** Knapp, Kristin, 1990-94.....Santa Barbara, Calif.
 ** Krause, Jill, 2001-03.....Glenview, Ill.
 **** Kuhns, Lisa, 1985-90.....Fort Walton Beach, Fla.



SARA LIEBSCHER

Last Irish player to notch a triple-double, pulling off that feat against Detroit in 1990. Sara now is Director of Athletics Advancement at Notre Dame.

- ** Lally, Carol, 1977-79..... Sharon, Pa.
- *** Lally, Maggie, 1977-81..... Sharon, Pa.
- *** LaVere, Courtney, 2002-06..... Ventura, Calif.
- Layden, Jenny, 1992-94..... LaGrange Park, Ill.
- *** Leahy, Meghan, 1997-01..... Wilbraham, Mass.
- *** Leary, Kara, 1990-94..... Nashua, N.H.
- *** Lechlitner, Melissa, 2006-10..... Mishawaka, Ind.
- Leffers, Mary, 1997-98..... Tampa, Fla.
- Lew, Kathy, 1977-78..... Milwaukee, Wis.
- *** Liebscher, Sara, 1987-91..... Davenport, Iowa
- ** Liebscher, Sheila, 1979-81..... Davenport, Iowa



SHARI MATVEY

The first Notre Dame women's basketball player to reach the 1,000-point plateau. She also set the Irish freshman scoring record with 529 points in 1979-80.

- * Mahoney, Molly, 1986-87..... South Bend, Ind.
- *** Mallory, Brittany, 2007-present..... Baltimore, Md.
- * Marciniak, Michelle, 1991-92..... Allentown, Pa.
- *** Matvey, Shari, 1979-83..... Youngstown, Ohio
- Mauch, Ellen, 1987..... Mineral Wells, Texas
- * McBride, Kayla, 2010-present..... Erie, Pa.
- * McLean, Martha, 1978-79..... Romeo, Mich.
- *** McManus, Tricia, 1978-81..... Oak Ridge, Tenn.
- *** McMillen, Sheila, 1995-99..... Rochester, Ind.
- * Meagher, Marge, 1977-78..... Larchmont, N.Y.
- ** Meyer, Pat, 1977-79..... North Babylon, N.Y.
- *** Miller, Fraderica, 2008-present..... Atlanta, Ga.
- Monagle, Janice, 1981-83..... Brooklawn, N.J.
- *** Morgan, Beth, 1993-97..... Bloomington, Ind.
- ** Morrison, Beth, 1984-87..... St. Louis, Mo.
- ** Mullins, Theresa, 1980-84..... Wilmington, Del.
- * Murphy, Byrne, 1977-78..... Cos Cob, Conn.



MARGARET NOWLIN

MVP of the 1992 Midwestern Collegiate Conference Tournament, helping the Irish earned their first-ever NCAA Tournament berth.

- Nelligan, Maureen, 1988-89..... St. Joseph, Mich.
- * Neville, Susan, 1981-82..... Decatur, Ala.
- Newman, Dava, 1983-84..... Davis, Calif.
- *** Novosel, Natalie, 2008-present..... Lexington, Ky.
- *** Nowlin, Margaret, 1988-92..... St. Paul, Minn.



SHERRI ORLOSKY

Four-year monogram winner from 1990-94, played on Notre Dame's first two NCAA Tournament teams (1992 and 1994).

- * O'Brien, Patti, 1978-80..... Fairview Heights, Ill.
- * O'Haren, Michelle, 1977-78..... Marietta, Ga.
- * O'Malley, Dara, 1980-81..... Three Rivers, Mich.
- *** Orlosky, Sherri, 1990-94..... Columbia, Md.



CAREY POOR

Two-time Irish captain from 1994-96. She was a member of the '95-'96 team that became the first in the program's history to advance to the second round of the NCAA Tournament.

- **** Peirick, Mollie, 1994-98..... Eureka, Mo.
- **** Peters, Devereaux, 2007-present..... Chicago, Ill.
- ** Politiski, Jane, 1977-80..... Wahpeton, N.D.
- *** Poor, Carey, 1992-96..... Celina, Ohio
- ** Powers, Susie, 2003-05..... Centennial, Colo.



RUTH RILEY

The only player in school history to register 2,000 points and 1,000 rebounds in her career. In addition to the 2001 NCAA title at Notre Dame, she was a part of two WNBA championship teams with the Detroit Shock and also won a gold medal with the 2004 U.S. Olympic Team.

- **** Ratay, Alicia, 1999-03..... Lake Zurich, Ill.
- **** Riley, Ruth, 1997-01..... Macy, Ind.
- Robillard, Regina, 1977-78..... Newport, R.I.
- *** Robinson, Karen, 1987-91..... Tummersville, N.J.
- Rooney, Carrie, 1977-78..... Basking Ridge, N.J.
- *** Rupe, Majenica, 1989-93..... Big Rapids, Mich.
- * Ryan, Molly, 1980-81..... Springfield, Ill.



MARY BETH SCHUETH

One of seven players to average in double figures in scoring in each of her four seasons at Notre Dame.

- Schlaff, Janet, 1978-79..... Lincoln Park, Mich.
- **** Schrader, Lindsay, 2005-10..... Bartlett, Ill.
- **** Schueth, Mary Beth, 1981-85..... Indianapolis, Ind.
- *** Schwartz, Annie, 1986-89..... Ann Arbor, Mich.
- **** Severe, Le'Tania, 2000-04..... Pembroke Pines, Fla.
- **** Siemon, Kelley, 1997-01..... Edina, Minn.
- Skierez, Mickey, 1983-85..... Westlake Village, Calif.
- Smith, Ann, 1977-78..... Middletown, Ohio
- * Smith, Chandra, 2005-06..... Stone Mountain, Ga.
- * Smith, Dionne, 1989-93..... Indianapolis, Ind.
- Smith, Theresa, 1980-81..... West Islip, N.Y.
- * Solomon, Erica, 2008-10..... Charleston, W.Va.
- Sullivan, Eunice, 1977-78..... Evanston, Ill.
- **** Swanson, Karen, 1999-03..... Westlake, Ohio



DIONDRA TONEY

Averaged a career-best 10.2 ppg. during both her sophomore and junior seasons.

- ** Thompson, Ronnie, 1983-85..... Saginaw, Mich.
- *** Toney, Diondra, 1985-89..... Chicago, Ill.
- Tranel, Jenni, 1988-89..... Billings, Mont.
- Trezza, Christine, 2005-06..... Staten Island, N.Y.
- **** Tsigis, Amanda, 2004-08..... Perry, Ohio
- ** Turner, Kaila, 2009-present..... Joliet, Ill.



COQUESE WASHINGTON

Former Fighting Irish associate head coach and current Penn State head coach who led the team in steals from 1989-93 and ranks second in school history with 307 career thefts.

- **** Washington, Coquese, 1989-93..... Flint, Mich.
- * Watson, Kellie, 2008-09..... Ionia, Mich.
- * Weese, Anne, 2002-04..... Salina, Kan.
- * Wicks, Kelsey, 2001-03..... Gillette, Wyo.
- **** Williamson, Erica, 2006-10..... Charlotte, N.C.
- ** Willis, Laveita, 1984-87..... Wayne, Mich.

Current players listed in **boldface**

Class years listed by fold of first year through spring of last year



Sharpshooting guard Jeneka Joyce was the first player ever to wear No. 5 for the Irish, sporting that number from 2000-04.

00

Ruth Riley (1997-01)

1

Tulyah Gaines (2004-08)
Erica Solomon (2008-10)

2

Charel Allen (2004-08)
Veronica Badway (2010-11)

3

Kristin Knapp (1990-94)
Mollie Peirick (1994-98)
Ericka Haney (1998-02)
Susie Powers (2003-05)
Whitney Holloway (2011-present)

4

Audrey Gomez (1992-93)
Le'Tania Severe (2000-04)
Skylar Diggins (2009-present)

5

Jeneka Joyce (2000-04)
Madison Cable (2011-present)

10

Beth Conlink (1977-78)
Maggie Lally (1978-81)
Janice Monagle (1981-83)

Dava Newman (1983-84)
Mary Gavin (1984-88)
Maureen Nelligan (1988-89)
Kara Leary (1990-94)
Adrienne Jordan (1994-97)
Jill Krause (2001-03)
Kellie Watson (2008-09)

11

Carol Lally (1977-79)
Tricia McManus (1980-81)
Cathy O'Brien (1982-83)
Mickey Skiersz (1983-85)
Cathy Emigholz (1986-87)
Sara Liebscher (1987-91)
Audrey Gomez (1991-92)
Jeannine Augustin (1993-97)
Sherisha Hills (1998-99)
Karen Swanson (1999-03)
Amanda Tsipis (2004-08)
Natalie Achonwa (2010-present)

12

Eunice Sullivan (1977-78)
Molly Cashman (1978-79)
Tricia McManus (1979-80)
Kara O'Malley (1980-81)
Lynn Ebben (1982-86)
Carol Elliot (1988-89)
Dionne Smith (1991-92)
Katryna Gaither (1993-97)
Danielle Green (1997-00)
Teresa Borton (2001-05)
Fraderica Miller (2008-present)

13

Michelle O'Haren (1977-78)
Missy Conboy (1978-82)
Trena Keys (1982-86)
Danielle Green (1995-96)
Megan Duffy (2002-06)

14

Carola Cummings (1977-79)
Sheila Liebscher (1979-81)
Vonnice Thompson (1983-84)
Lisa Kuhns (1985-90)
Devereaux Peters (2007-present)

15

Renee Antolik (1978-80)
Molly Ryan (1980-81)
Lisa Brown (1982-84)
Carol Elliot (1986-88)
Dionne Smith (1992-93)
Kaila Turner (2009-present)

20

Byrne Murphy (1977-78)
Kelly Hicks (1978-80)
Laura Curless (1980-81)
Mary Beth Schueth (1981-85)
Molly Mahoney (1986-87)
Karen Robinson (1987-91)
Sheila McMillen (1995-99)
Ashley Barlow (2006-10)

21

Ann Smith (1977-78)
Janey Schlaf (1978-79)
Molly Cashman (1979-80)
Debby Hensley (1981-83)
Diondra Toney (1985-89)
Coquese Washington (1989-93)
Beth Morgan (1993-97)
Jacqueline Batteast (2001-05)
Chandrica Smith (2005-06)
Natalie Novosel (2008-present)

22

Carrie Rooney (1977-78)
Patricia O'Brien (1978-79)
Shari Matvey (1980-83)
Mary Borkowski (1983-84)
Kathy Brommeland (1984-87)
Comalita Haysbert (1988-89)
Sherri Orlosky (1990-94)
Heather Gossard (1994-95)
Alicia Ratay (1999-03)
Brittany Mallory (2007-present)

23

Kelly Hicks (1977-78)
Tricia McManus (1978-79)
Theresa Smith (1980-81)
Laura Dougherty (1981-85)
Comalita Haysbert (1989-91)
Michelle Marciniak (1991-92)
Stacy Fields (1992-96)
Niele Ivey (1996-97)
Monique Hernandez (1999-02, 2004)
Melissa Lechlitner (2006-10)
Kayla McBride (2010-present)

24

Pat Meyer (1977-79)
Janice Crowe (1979-80)
Theresa Mullins (1980-84)
Kathy Barron (1984-88)
Deb Fitzgerald (1988-89)
Andrea Alexander (1990-94)
Kelsey Wicks (2001-03)
Lindsay Schrader (2005-10)

25

Marge Meagher (1977-78)
Ruth Kaiser (1981-85)
Deb Fitzgerald (1989-92)
Jenny Layden (1992-94)
Christy Grady (1996-97)

30

Kathy Lew (1977-78)
Martha McLean (1978-79)
Janice Crowe (1980-81)
Lavetta Willis (1983-87)
Cathy Emigholz (1987-89)
Dionne Smith (1989-90)

31

Cynthia Battel (1978-79)
Patti O'Brien (1979-80)
Debbi Hensley (1980-81)
Letitia Bowen (1991-95)
Amanda Barksdale (1999-02)
Danielle Ben-Tsivulun (2006-07)

32

Jane Politiski (1977-78, 1979-80)
Jenny Klauke (1980-84)
Vonnice Thompson (1984-85)
Comalita Haysbert (1991-92)
Susan Atchinson (1992-94)
Julie Henderson (1996-00)
Breona Gray (2003-07)
Becca Bruszewski (2007-11)

33

Shari Matvey (1979-80)
Denise Basford (1982-86)
Annie Schwartz (1986-90)
Majenica Rupe (1990-93)
Rosanne Bohman (1993-97)
Niele Ivey (1997-01)
Katy Flecky (2001-04)
Melissa D'Amico (2004-08)

34

Jane Politiski (1978-79)
Janice Crowe (1981-82)
Julie Garske (1986-87)
Majenica Rupe (1989-90)
Kelly Heath (1994-95)
Heather Gossard (1995-96)
Crystal Erwin (2003-07)
Markisha Wright (2011-present)

35

Kelly Heath (1994-95)
Mary Leffers (1997-98)

40

Regina Robillard (1977-78)
Carey Poor (1994-96)
Diana Braendly (1997-99)

41

Imani Dunbar (1997-01)
Courtney LaVere (2002-06)
Mary Forr (2010-11)

42

Molly Cashman (1977-78)
Carrie Bates (1981-85)
Krissi Davis (1989-91)
Carey Poor (1992-94)
Kari Hutchinson (1994-98)

43

Maggie Lally (1977-78)

44

Heidi Bunek (1985-89)
Katura "Tootie" Jones (1990-94)
Meaghan Leahy (1997-01)
Allison Bustamante (2001-02)
Anne Weese (2002-04)
Alena Christiansen (2008-10)
Ariel Braker (2010-present)

45

Diana Braendly (1995-96)

50

Krissi Davis (1987-89)
Kelley Siemon (1997-01)

52

Sandy Botham (1984-88)
Margaret Nowlin (1988-92)
Erica Williamson (2006-10)

55

Beth Morrison (1984-87)
Jenni Tranel (1988-89)

*Current players listed in boldface
Class years listed by fall of first year through
spring of last year*

ALL-TIME CAPTAINS

1977-78	Carol Lally, Marge Meagher
1978-79	Molly Cashman, Carol Lally
1979-80	Molly Cashman, Jane Politiski
1980-81	Maggie Lally
1981-82	Missy Conboy
1982-83	Debbi Hensley, Theresa Mullins
1983-84	Theresa Mullins, Mary Beth Schueth
1984-85	Laura Dougherty, Mary Beth Schueth
1985-86	Lynn Ebben, Trena Keys
1986-87	game captains
1987-88	Sandy Botham, Kathy Brown, Mary Gavin
1988-89	Heidi Bunek, Lisa Kuhns
1989-90	Lisa Kuhns, Karen Robinson
1990-91	Krissi Davis, Sara Liebscher, Karen Robinson
1991-92	Margaret Nowlin, Coquese Washington
1992-93	Kara Leary, Coquese Washington
1993-94	Letitia Bowen, Kara Leary
1994-95	Letitia Bowen, Carey Poor
1995-96	Beth Morgan, Carey Poor
1996-97	Jeannine Augustin, Beth Morgan, Mollie Peirick
1997-98	Sheila McMillen, Mollie Peirick
1998-99	Sheila McMillen
1999-00	Julie Henderson, Niele Ivey
2000-01	Niele Ivey, Ruth Riley
2001-02	Ericka Haney
2002-03	Alicia Ratay, Le'Tania Severe
2003-04	Le'Tania Severe
2004-05	Jacqueline Batteast, Teresa Borton, Megan Duffy
2005-06	Megan Duffy, Courtney LaVere
2006-07	Tulyah Gaines, Breona Gray
2007-08	Charel Allen, Tulyah Gaines, Amanda Tsipis
2008-09	Ashley Barlow, Melissa Lechlitrer, Lindsay Schrader
2009-10	Ashley Barlow, Melissa Lechlitrer, Lindsay Schrader
2010-11	Becca Bruszewski, Brittany Mallory
2011-12	Brittany Mallory, Natalie Novosel, Devereaux Peters

Year-By-Year Results



Members of the 1978-79 team included Maggie Lally (#10), Cynthia Battel (#31), Janet Schlaff (#21), Renee Antolik (#15), Molly Cashman (#12) and Carola Cummings (#14).

1977-78 (13-4)

Coach: Sharon Petro

Captains: Carol Lally, Marge Meagher

Home: 5-1, Away: 6-2, Neutral: 2-1

Dec. 3	Valparaiso	W	48-41	H
6	St. Joseph's (Ind.)	W	79-67	A
Jan. 18	Purdue-Calumet	W	50-46	A
24	IPFW	W	68-39	H
31	Grace	W	68-25	H
Feb. 3	Marquette	L	41-66	A
6	Saint Mary's (Ind.)	W	61-51	H
9	Manchester	W	74-49	A
11	Northern Illinois	L	58-65	H
13	Goshen	W	62-57	A
15	Indiana Tech	W	68-51	A
18	Marion	W	62-50	H
20	Saint Mary's (Ind.)	W	69-59	A
24	Huntington *	W	62-52	N
25	St. Francis (Ind.) *	W	61-45	N
Mar. 4	Vincennes #	L	69-73	N
5	St. Joseph's (Ind.) #	L	64-65	A

* - North District Tournament at Rensselaer, Ind.; # - IAAW Tournament at Rensselaer, Ind.

1978-79 (16-6)

Coach: Sharon Petro

Captains: Molly Cashman, Carol Lally

Home: 5-0, Away: 5-5, Neutral: 6-1

Nov. 1	Clark	W	81-51	H
6	Illinois	L	60-81	A
Dec. 1	Valparaiso	W	57-43	A
9	Huntington *	W	74-66	A
9	Valparaiso *	W	66-52	N
11	Saint Mary's (Ind.)	W	71-54	H
Jan. 12	Northern Illinois #	W	62-60	A
12	Upper Iowa #	W	71-49	N
13	Chicago State #	W	78-55	N
20	Michigan	L	66-93	A
22	Valparaiso	W	57-43	H
24	IPFW	W	49-41	A
27	Saint Mary's (Ind.)	W	70-43	A
30	DePaul	L	53-82	A
Feb. 3	Marquette	W	60-57	H

10	Goshen	W	68-64	H
13	St. Joseph's (Ind.)	L	62-67	A
16	Marion	L	63-65	A
22	Valparaiso %	W	52-49	N
23	Saint Mary's (Ind.) %	W	61-49	N
24	Rensselaer (Ind.) %	W (ot)	70-69	N
Mar. 3	Franklin @	L	64-69	N
* - Huntington Tournament at Huntington, Ind.; # - Northern Illinois Tournament at DeKalb, Ill.; % - North District Tournament at Rensselaer, Ind. (St. Joseph's); @ - IAAW Tournament at Terre Haute, Ind.				

1979-80 (20-10)

Coach: Sharon Petro

Captains: Molly Cashman, Jane Politiski

Home: 5-4, Away: 6-3, Neutral: 9-3

Nov. 30	Marion *	W	68-60	N
Dec. 1	Cedarville *	W	73-60	N
4	Saint Mary's (Ind.)	W	81-45	A
8	Michigan	L (ot)	60-66	H
Jan. 11	SIU-Edwardsville #	W	65-51	N
11	Chicago State #	W	68-61	N
12	Northeast Missouri State #	L	43-77	N
14	South Dakota	L	61-76	A
16	St. Joseph's (Ind.)	W	72-64	H
18	St. Ambrose	W	54-52	H
20	Saint Louis	L	49-65	H
22	Valparaiso	W	65-55	A
24	Chicago	W	70-61	A
26	Mount St. Joseph	W	78-76	H
30	Saint Mary's (Ind.)	W	73-56	H
Feb. 2	Marquette	L	46-67	H
7	Purdue-Calumet	W	79-38	H
9	Goshen	W	52-49	A
12	Huntington	W	70-64	A
15	Marion	L	61-62	H
19	Illinois-Chicago	L	59-71	A
23	Grace %	W	61-45	N
23	Goshen %	W	61-54	N
29	Huntington @	W	52-46	N
Mar. 1	Goshen @	W	80-66	N
6	Greenville !	W	55-51	N
7	Adrian !	L	59-73	N

8	Spring Arbor !	L	56-61	N
12	Pacific Lutheran \$	W	57-48	A
15	Wisconsin-La Crosse \$	L	57-80	A
* - Taylor Invitational at Upland, Ind.; # - Huskie Invitational at DeKalb, Ill.; % - North District Tournament at Angola, Ind.; @ - Indiana Division III State Tournament at Notre Dame, Ind. (Saint Mary's); ! - AIAW Midwest Regional at Upland, Ind.; \$ - AIAW National Tournament				

1980-81 (10-18)

Coach: Mary DiStanislaio

Captain: Maggie Lally

Home: 6-7, Away: 1-6, Neutral: 3-5

Nov. 22	South Dakota	L	60-67	H
Dec. 1	Butler	L	51-60	H
6	Concordia	W	82-51	H
8	Saint Mary's (Ind.)	W	71-52	H
11	St. Francis (Ill.)	L	54-57	H
19	Iona *	W	69-65	N
20	Delaware *	L	56-70	N
Jan. 4	Davidson #	W	85-37	N
6	Villanova	L	57-70	A
10	Marquette	L	55-62	A
14	Taylor	W	77-71	H
17	Miami (Ohio)	L	53-93	H
18	Illinois-Chicago	L	61-78	H
22	Valparaiso	W	57-48	H
28	Saint Mary's (Ind.)	W	59-44	A
31	South Carolina (15)	L	48-124	H
Feb. 5	Goshen	W	86-44	H
7	St. Ambrose	W	56-49	H
11	Ball State	L	61-79	A
17	St. Joseph's (Ind.)	L	64-84	A
20	Michigan	L	65-96	A
22	Virginia (17)	L	40-68	N
26	Michigan State	L	45-76	A
28	Illinois	L	53-88	H
Mar. 6	Ball State @	L	69-76	N
20	Alaska-Anchorage !	W	59-58	N
21	San Diego State !	L	34-71	N
22	Hawaii !	L	55-61	N

* - Penn Holiday Tournament at Philadelphia, Pa.; # - game played at Charlotte, N.C.; @ - AIAW State Tournament at Bloomington, Ind.; ! - Northern Lights Tournament at Anchorage, Alaska

NOTE: First season as Division I program

1981-82 (16-9)

Coach: Mary DiStanislaio

Captain: Missy Conboy

Home: 9-4, Away: 4-4, Neutral: 3-1

Dec. 2	St. Joseph's (Ind.)	W	78-44	H
5	UCLA (8)	L	45-50	H
8	Saint Mary's (Ind.)	W	92-29	H
10	Butler	L	58-67	A
12	Northern Illinois	W	67-52	H
18	Pennsylvania *	W	62-47	A
19	Mount St. Mary's *	L	44-57	N
Jan. 2	Missouri	W	60-53	N
9	Creighton %	W	69-48	N
10	Marquette %	W	50-36	N
13	St. Francis (Ill.)	W	61-57	A
17	SMU	W	76-60	H
21	Valparaiso	W	84-27	A
24	Michigan	W	71-48	H
28	Ball State	W	60-57	H
30	Marquette	W	60-43	H
Feb. 5	Mount St. Joseph	W	70-54	A
6	Miami (Ohio)	L	61-65	A

10	Taylor	W	79-41	H
13	Cincinnati	W	67-58	H
16	Illinois	L	53-83	A
20	South Carolina (15)	L	54-76	A
25	Nebraska	L (2ot)	88-98	H
27	DePaul	L	55-60	H
Mar. 6	Michigan State	L	59-68	H

* - Penn Holiday Classic at Philadelphia, Pa.; % - Saint Catherine's Tournament at Minneapolis, Minn.

1982-83 (20-7)

Coach: Mary DiStanislaio

Captains: Debbi Hensley, Theresa Mullins

Home: 11-2, Away: 9-3, Neutral: 0-2

Nov. 26	UCLA *	L	54-82	N
27	Rutgers (14) *	L	74-81	N
Dec. 2	Butler	W	80-73	H
4	St. Francis (Ill.)	W	86-42	H
8	Western Michigan	W	68-62	A
10	Miami (Ohio)	W	64-59	H
12	Michigan	W	62-58	A
15	Eastern Michigan	W	75-58	H
30	East Carolina	W	52-50	H
Jan. 3	Villanova	W	72-68	A
6	Georgetown	W	78-68	A
8	Maryland (3)	L	62-84	A
13	Augustana	W	87-66	H
16	Alabama	L	56-71	H
21	Detroit	W	78-61	A
23	Illinois-Chicago	W	88-61	A
27	Arizona State (14)	L	57-82	A
30	UCLA (16)	L	53-84	A
Feb. 4	Loyola (Ill.)	W	80-61	H
6	Iowa State	W	69-58	H
11	Louisiana Tech	L	39-81	H
18	Bradley	W	68-57	A
19	Illinois State	W	48-47	A
25	Marquette	W	74-50	A
27	DePaul	W	52-50	A
Mar. 6	Dayton	W (ot)	68-64	H
9	Indiana	W (ot)	63-61	H

* - Orange Crush Classic at Chicago, Ill.

1983-84 (14-14, 6-4 NORTH STAR)


Coach: Mary DiStanislaio

Captains: Theresa Mullins,

Mary Beth Schueth

Home: 9-5, Away: 5-8, Neutral: 0-1

Nov. 22	Marquette	W	96-63	H
25	Tennessee *	L	56-71	H
26	Maryland (8) *	L	57-75	H
Dec. 3	UCLA	W	70-61	H
7	Northwestern	L	74-78	A
9	Michigan	W	66-50	H
14	Western Michigan	W	75-54	H
21	Central Michigan	L	69-72	H
29	Old Dominion (10) #	L	57-71	N
30	Boston College #	L	55-59	A
Jan. 5	East Carolina	W	66-50	A
7	Xavier	W	85-68	A
12	Louisiana Tech (1)	L	56-83	A
15	SMU	L	63-64	A
18	Loyola (Ill.)	L	56-59	H
21	DePaul	L	46-62	A
27	Evansville	W	77-56	H
30	DePaul	W	78-62	H
Feb. 3	Michigan State	L	72-73	A
8	Illinois State	L	59-61	H
11	Villanova	W	85-79	H
14	Detroit	W	72-67	H



Shari Matvey became the first player in Notre Dame history to score 1,000 career points, reaching that milestone with 11 points in a win over Missouri on Jan. 2, 1982.

18	Detroit	L	80-85	A
25	Xavier	W	91-77	H
27	Illinois-Chicago	W	77-58	A
Mar. 3	Dayton	W	63-57	A
8	Loyola (Ill.)	L	53-64	A
10	Evansville	W	80-68	A

* - Notre Dame Thanksgiving Classic at Notre Dame, Ind.;

- Nike Christmas Classic at Chestnut Hill, Mass.

1988-89 (20-8, 13-1 NORTH STAR)

Coach: Mary DiStanislaio

Captains: Laura Dougherty,

Mary Beth Schueth

Home: 11-1, Away: 9-6, Neutral: 0-1

Nov. 24	Tennessee (14)	L	57-62	A
26	Purdue	L	59-62	H
30	Eastern Michigan	W	70-59	A
Dec. 2	Michigan	L	64-75	A
5	Western Michigan	W	76-46	H
8	Georgetown	W	72-49	H
12	Northern Illinois	W	71-60	A
20	Michigan State	W	71-59	H
30	UCLA	L	51-78	A
Jan. 2	USC	L	53-69	N
6	LaSalle	L	66-71	A
9	Maryland	W	49-40	A
14	Illinois-Chicago	W	70-49	H
19	Detroit	W	76-62	A
27	DePaul	L	64-72	A
30	Butler	W	79-40	A
Feb. 1	Evansville	W	74-53	H
5	Dayton	W	81-66	A
9	Xavier	W	107-61	H
13	Alabama	L	62-67	A
17	Detroit	W	66-53	H
20	Loyola (Ill.)	W	84-59	H
24	DePaul	W	68-57	H
26	Loyola (Ill.)	W	64-63	A
28	Butler	W	99-36	H

Mar. 3	Evansville	W	72-70	A
6	Dayton	W	72-57	H
9	Xavier	W	78-50	A

1985-86 (23-8, 13-1 NORTH STAR)

Coach: Mary DiStanislaio

Captains: Lynn Ebben, Trena Keys

Home: 9-4, Away: 11-2, Neutral: 3-2

Nov. 30	Purdue	L	54-71	A
Dec. 2	Western Michigan	W	94-65	A
5	Michigan	W	76-71	H
9	Tennessee (11)	L	63-71	H
13	Marquette	W	90-46	A
15	Northern Illinois	W	88-65	H
21	UCLA	L	67-73	H
Jan. 3	James Madison *	L	51-53	N
4	Southwest Texas State *	W	68-43	N
5	Miami *	W	59-53	A
9	Rutgers (18)	L	61-69	A
13	Marquette	W	75-42	H
17	Detroit	W	72-58	H
19	Boston University	L	72-74	H
23	Loyola (Ill.)	W	75-54	H
26	DePaul	W	55-53	H
29	Butler	W	91-40	A
Feb. 2	Evansville	W	76-55	A
5	Dayton	L	58-61	H
8	Xavier	W	104-57	H
10	Illinois-Chicago	W	67-42	A
15	Detroit	W	67-56	A
21	Loyola (Ill.)	W	79-67	A
23	DePaul	W	73-58	A
26	Butler	W	77-48	H
28	Evansville	W	73-57	H
Mar. 6	Xavier	W	76-43	A
8	Dayton	W	66-62	A
20	U.S. International #	W	86-61	N
21	Idaho #	L (ot)	65-67	N
22	Duke #	W	74-67	N

* - Burger King Classic at Coral Gables, Fla.; # - NWIT at Amarillo, Texas

Year-By-Year Results



Sandy Botham was a first-team all-North Star Conference selection as a sophomore in 1985-86 after ranking sixth in the nation with a .639 field goal percentage.



Annie Schwartz averaged 9.1 points and 4.7 rebounds per game as a freshman in 1986-87. She made 19 starts in the 27 games she played.



Diondra Toney was one of three Irish players who scored in double figures during the 1987-88 season, as she averaged 10.1 points per game.

1986-87 (12-15, 4-2 NORTH STAR)

Coach: Mary DiStanislaio

Captains: Game Captains

Home: 7-6, **Away:** 5-6, **Neutral:** 0-3

Nov. 29	Rutgers (6)	L	50-71	H
Dec. 5	Texas (1) *	L	59-84	A
6	Colorado *	L	53-76	N
9	Indiana	L	71-80	H
13	Loyola (Ill.)	W	65-62	H
20	St. Ambrose	W	66-50	H
30	Oklahoma #	L	54-57	N
31	Montana #	L	48-50	N
Jan. 3	Loyola Marymount	W	78-40	A
5	UCLA	L (ot)	65-67	A
10	Maryland (20)	L	48-69	H
13	Northern Illinois	L	71-81	A
18	DePaul	L	68-80	H
20	Cleveland State	W	85-68	H
24	Saint Joseph's (Pa.)	L	57-71	A
28	Dayton	L	54-55	H
31	Marquette	W	95-60	H
Feb. 3	Western Michigan	W	65-58	H
7	Miami	L	61-62	H
11	Detroit	L	86-94	A
14	Tennessee (7)	L	55-90	A
18	Illinois-Chicago	W	90-53	H
21	DePaul	W	53-44	A
24	Northern Illinois	W	82-66	H
28	Marquette	W	77-53	A
Mar. 1	Wisconsin	W	80-70	A
7	Dayton	W	59-48	A

* - Texas Classic at Austin, Texas; # - Seattle Times Classic at Seattle, Wash.

1987-88 20-8, 7-3 NORTH STAR

Coach: Muffet McGraw

Captains: Kathy Barron, Sandy Botham, Mary Gavin

Home: 9-2, **Away:** 9-6, **Neutral:** 2-0

Nov. 28	Loyola (Ill.)	W	67-61	A
30	Northwestern	W	69-49	H
Dec. 4	Wisconsin-Green Bay *	L	65-69	A
5	BYU *	W	81-69	N

9	Oakland	W	100-51	H
12	St. Ambrose	W	86-73	H
19	Valparaiso	W	93-60	H
21	Indiana	L	59-62	A
28	Fairfield #	W	75-62	N
29	Villanova #	L	55-56	A
4	Virginia (7)	L	59-79	A
7	Miami (Fla.)	W	83-68	A
14	Northern Illinois	W	89-66	H
16	Syracuse	W	81-64	H
20	DePaul	L	77-80	A
24	Michigan State	W	57-55	A
26	Marquette	W	88-51	H
Feb. 3	Tennessee (4)	L	71-91	H
6	Duke (17)	W	78-66	A
11	Detroit	W	79-51	H
13	Dayton	W	60-58	H
17	Cleveland State	W	87-69	A
20	Marquette	W	79-69	A
25	Valparaiso	W	91-56	A
28	DePaul	L	68-69	H
Mar. 2	Illinois-Chicago	W	79-50	A
9	Northern Illinois	L	74-95	A
12	Dayton	W	77-64	A

* - Phoenix Classic at Green Bay, Wis.; # - Wildcat Tournament at Villanova, Pa.

1988-89 (21-11, 12-2 MCC)

Coach: Muffet McGraw

Captains: Heidi Bunek, Lisa Kuhns

Home: 10-1, **Away:** 6-6, **Neutral:** 5-4

Nov. 29	Northwestern	W	75-63	A
Dec. 2	Georgetown *	L	60-70	N
3	Arizona *	W (ot)	85-81	N
7	Marquette	W	70-66	H
19	Toledo	W	77-70	H
29	James Madison #	L	49-65	N
30	Youngstown State #	W	61-50	N
Jan. 3	Indiana	W	56-49	H
8	Vanderbilt	L	64-86	A
10	Old Dominion	L	65-82	H
12	Evansville	W	75-65	A
14	Saint Louis	W	79-54	A
19	Detroit	W	76-67	H

21	Butler	W	61-40	A
24	DePaul	L	62-83	A
26	Xavier	W	66-52	H
28	Dayton	W	72-57	H
Feb. 2	Detroit	W	71-57	A
4	Syracuse	L	56-63	A
9	Evansville	W	71-55	H
11	Saint Louis	W	78-34	H
18	Loyola (Ill.)	L	77-108	A
20	Tennessee (2/2)	L	43-98	A
23	Dayton	L	55-67	A
25	Xavier	W	69-56	A
Mar. 2	Loyola (Ill.)	W	77-57	H
5	Butler	W	88-65	H
10	Evansville %	W	75-66	N
11	Loyola (Ill.) %	W	75-53	N
23	Toledo @	L	62-85	N
24	DePaul @	L	69-77	N
25	Richmond @	W	51-46	N

* - Investors Women's Classic at Richmond, Va.; # - Saint Joseph's (Pa.) Invitational at Philadelphia, Pa.; % - MCC Tournament at Dayton, Ohio; @ - NWIT at Amarillo, Texas

1989-90 (23-6, 16-0 MCC)

Coach: Muffet McGraw

Captains: Lisa Kuhns, Karen Robinson

Home: 10-3, **Away:** 11-3, **Neutral:** 2-0

Nov. 24	Liberty *	W	113-35	N
25	Central Florida *	W	81-61	A
Dec. 3	Tennessee (1/1)	L	54-77	A
6	Indiana	W	75-67	A
9	Marquette	W	87-67	A
13	Michigan State	L	48-64	H
22	UCLA	W	61-60	H
29	Temple	L	61-70	A
Jan. 4	Vanderbilt (20/24)	W	77-63	H
6	Toledo	L	69-70	A
9	Butler	W	74-59	H
12	Old Dominion (21/23)	L	61-62	A
16	Loyola (Ill.)	W	85-72	H
18	Marquette	W	81-64	H
23	Dayton	W	85-60	A
25	Xavier	W	92-59	A
27	DePaul	L	64-71	H



Heidi Bunek, a captain for the Irish in 1988-89, finished her career with a sparkling .604 field goal percentage, averaging 14.5 points per game and tallying 1,202 points, 19th-best in school history.



Coqese Washington started 15 times as a freshman point guard for the Irish in 1989-90, averaging 6.8 points and 3.9 assists per game.



Margaret Nowlin averaged 11 points and 7.6 rebounds per game in 1990-91, helping Notre Dame win the third of four consecutive Midwestern Collegiate Conference titles.

	29	Evansville	W	79-45	H
Feb.	1	Saint Louis	W	84-50	H
	3	Evansville	W	70-58	H
	6	Loyola (Ill.)	W	75-63	A
	13	Butler	W	59-46	A
	15	Detroit	W	99-58	H
	20	Saint Louis	W	78-48	A
	26	Xavier	W	85-61	H
Mar.	1	Dayton	W	76-47	H
	6	Detroit	W	86-72	A
	9	Dayton #	W	67-59	A
	10	Butler #	W	67-66	N

* - Rotary Classic at Orlando, Fla.; # - MCC Tournament at Dayton, Ohio

1990-91 (23-9, 15-1 MCC)

Coach: Muffet McGraw

Captains: Krissi Davis, Sara Liebscher, Karen Robinson

Home: 11-2, Away: 10-4, Neutral: 2-3

Nov.	26	Evansville	W	83-65	H
	30	UCLA	L	75-89	A
Dec.	2	Stanford (6/6)	L	67-97	A
	6	Indiana	L	76-79	H
	8	Syracuse	W	71-66	H
	13	Texas Christian	W	78-67	H
	21	Marquette	W	109-56	H
	28	Louisiana Tech (11/11) *	W	71-66	N
	29	Saint Josephs (Pa.) *	W	72-53	A
Jan.	3	(25) Detroit	W	87-53	H
	7	(24) Butler	W	80-64	A
	11	(24/25) DePaul	W	81-66	A
	15	(22/22) Loyola (Ill.)	W	66-55	A
	19	(22/22) Marquette	W	91-73	A
	21	(20/22) Dayton	W	79-49	H
	29	(19/18) Xavier	W	74-50	H
	31	(19/18) Saint Louis	W	97-48	A
Feb.	2	(19/18) Evansville	W	73-56	A
	5	(20/19) Loyola (Ill.)	W	81-61	H
	9	(20/19) Tennessee (5/5)	L	71-88	A
	12	(20/20) Butler	W	94-62	H
	14	(20/20) Detroit	W	87-62	A

	17	(20/20) Miami (Ohio)	L	65-69	H
	19	(22/22) Saint Louis	W	87-47	H
	23	(22/22) Old Dominion	W	70-58	H
	28	(22/22) Dayton	L	76-79	A
Mar.	2	(22/23) Xavier	W	69-53	A
	8	Dayton #	W	81-61	A
	9	Butler #	W	62-52	N
	21	Santa Clara %	L	65-81	N
	22	Louisville %	L	75-80	N
	23	Northern Illinois %	L	82-84	N

* - Texaco-Hawk Classic at Philadelphia, Pa.; # - MCC Tournament at Dayton, Ohio; % - NWIT at Amarillo, Texas

1992-93 (14-17, 8-4 MCC)

Coach: Muffet McGraw

Captains: Margaret Nowlin, Coqese Washington

Home: 7-7, Away: 5-10, Neutral: 2-0

Nov.	22	Penn State (3/3)	L	70-86	H
	24	Stanford (5/7)	L	76-88	H
	27	Marquette	W	83-68	H
Dec.	1	Purdue (11/10)	L	66-80	A
	8	Georgia (NR/24)	L (ot)	86-90	A
	13	Michigan	L	75-86	A
	21	Loyola (Md.)	W	84-49	H
	28	Temple	L	69-80	A
	31	Syracuse	W	81-60	A
Jan.	5	LaSalle	L	65-86	H
	7	Xavier	L	66-69	H
	9	Dayton	W (2ot)	76-70	H
	12	Tennessee (2/3)	L	82-85	H
	15	Louisville	L	53-64	H
	23	Butler	L	63-77	A
	29	Detroit	W	86-70	A
Feb.	1	Loyola (Ill.)	W	78-66	H
	6	Xavier	L	86-104	A
	8	Dayton	L	62-63	A
	11	DePaul	L	49-62	H
	13	Evansville	W	78-62	H
	20	Detroit	W	66-58	H
	22	Butler	W	79-70	H
	24	Evansville	W	79-65	A
	27	Loyola (Ill.)	W	73-66	A

Mar.	2	LSU	L	62-72	A
	7	Old Dominion	L	76-85	A
	12	Dayton *	W	74-55	N
	13	Detroit *	W	85-44	N
	14	Xavier *	W	59-54	A
	18	UCLA *	L	72-93	A

* - MCC Tournament at Cincinnati, Ohio; # - NCAA Tournament (First Round) at Westwood, Calif.

1992-93 (15-12, 11-5 MCC)

Coach: Muffet McGraw

Captains: Kara Leary, Coqese Washington

Home: 8-5, Away: 7-7, Neutral: 0-0

Dec.	1	Marquette	L	62-66	A
	4	Purdue (17)	L	41-74	H
	9	Illinois-Chicago	W	76-71	A
	12	Michigan	W	62-54	H
	19	Loyola (Md.)	W	55-48	A
	21	Georgia (20/20)	L	75-81	H
	30	Georgetown	W (ot)	78-72	H
Jan.	2	LaSalle	L	63-69	A
	4	Tennessee (1/2)	L	48-79	A
	7	Dayton	W	72-60	A
	9	Xavier	W	64-56	A
	14	Detroit	W	80-55	H
	19	Penn State (17/21)	L	66-87	A
	25	DePaul (21)	L	55-71	A
	28	Evansville	L	69-73	A
	30	Butler	L	70-82	A
Feb.	4	LaSalle	W	61-58	H
	6	Duquesne	W	95-67	H
	11	Xavier	L	68-70	H
	13	Dayton	W	92-80	H
	16	Loyola (Ill.)	W	76-50	H
	18	Loyola (Ill.)	W	74-60	A
	20	Detroit	W	68-55	A
Mar.	1	Duquesne	W	91-63	A
	4	Butler	L	69-80	H
	6	Evansville	W	74-62	H
	8	Dayton *	L	74-78	H

* - MCC Tournament at Notre Dame, Ind.

Year-By-Year Results



Sara Liebscher served as a tri-captain on the 1990-91 Notre Dame squad that earned its first-ever Top 25 ranking. The Irish peaked at No. 19 that season and earned a trip to the NWIT.

1993-94 (22-7, 10-2 MCC)

Coach: Muffet McGraw

Captains: Letitia Bowen, Kara Leary

Home: 9-5, Away: 10-2, Neutral: 3-0

Nov. 27	Illinois-Chicago	W	93-50	H
Dec. 1	Marquette	W	90-76	H
	Wisconsin *	W	77-55	N
	5 Brown *	W	58-54	A
	8 Purdue (22/22)	L	59-66	A
	11 Seton Hall	L	55-62	H
	19 LSU	W	82-80	H
	21 Temple	W	83-51	H
	30 Georgetown	W	83-62	A
Jan. 2	Old Dominion	L	67-76	A
	4 Dayton	W	63-55	A
	7 Tennessee (1/1)	L	70-105	H
	11 DePaul	W	77-63	H
	15 LaSalle	W	92-73	A
	20 Evansville	W	93-48	H
	22 Butler	L	62-65	H
	27 Xavier	W	72-58	H
	29 Detroit	W	80-67	H
Feb. 5	Loyola (Ill.)	W	81-67	A
	10 Butler	W	82-80	A
	12 Evansville	W	89-62	A
	17 LaSalle	L	75-85	H
	21 Louisville	W	69-54	A
	24 Detroit	W	87-76	A
	26 Xavier	W	72-67	A
Mar. 3	Loyola (Ill.)	W	84-75	H
	6 LaSalle #	W	79-55	N
	8 Xavier #	W	72-63	N
	16 Minnesota %	L	76-81	H

* - Brown PowerBar Tournament at Providence, R.I.; # - MCC Tournament at Indianapolis, Ind.; % - NCAA Tournament (First Round) at Notre Dame, Ind.

1994-95 (21-10, 15-1 MCC)

Coach: Muffet McGraw

Captains: Letitia Bowen, Carey Poor

Home: 9-2, Away: 9-4, Neutral: 3-4

Nov. 26	Seton Hall (25/25)	L (ot)	60-65	A
	30 Purdue (13/11)	L	83-87	H
Dec. 2	UC Irvine *	W	72-71	A
	3 Alabama (6/6) *	L	87-105	N
	7 Michigan State	L	73-75	H
	27 Colorado (9/9) #	L	70-91	N
	28 Miami (Ohio) #	L	76-79	N
Jan. 2	Dayton	W	80-63	H
	5 Xavier	W	72-63	A
	7 Wright State	W	76-41	A
	9 Cleveland State	W	90-66	H
	14 Detroit	W	67-65	A
	16 DePaul	L	87-96	A
	19 Wright State	W	67-48	H
	21 LaSalle	W	87-65	H
	25 Wisconsin-Green Bay	W	67-56	A
	28 Wisconsin-Milwaukee	W	98-50	H
Feb. 1	Marquette	W	87-66	A
	4 Loyola (Ill.)	W	92-76	A
	10 Butler	W	68-56	H
	12 Illinois-Chicago	W	73-57	H
	16 Cleveland State	W (ot)	83-79	A
	18 LaSalle	L	68-84	A
	23 Northern Illinois	W	58-51	A
	25 Detroit	W	83-62	H
Mar. 1	Xavier	W	86-73	H
	9 Xavier %	W	83-52	N
	10 Northern Illinois %	L	64-87	A
	23 Pacific @	W	88-74	N
	24 Northwestern State @	L	93-103	N
	25 Massachusetts @	W	90-72	N

* - UCI/Newport Beach Marriott Classic at Irvine, Calif.;

- Seattle Times Husky Classic at Seattle, Wash.; %

- MCC Tournament at DeKalb, Ill.; @ - NWIT at Amarillo, Texas

1995-96 (23-8, 15-3 BIG EAST)

Coach: Muffet McGraw

Captains: Beth Morgan, Carey Poor

Home: 11-1, Away: 8-5, Neutral: 4-2

Nov. 24	Indiana	W	82-73	A
	26 Bowling Green	W	92-67	H
	28 Rutgers	W	66-54	H
Dec. 1	Penn State (12/13) *	L	77-86	N
	2 Washington *	W	80-67	N
	3 Texas A&M (NR/22) *	L (ot)	84-88	N
	8 Marquette	W	84-62	H
	17 Valparaiso	W	90-44	H
	21 Michigan State	L (ot)	83-87	A
Jan. 2	Seton Hall	W (ot)	88-79	A
	4 St. John's	W	74-48	A
	6 Boston College	W	80-51	H
	10 Syracuse	W	91-52	H
	14 Providence	W	90-80	A
	18 Connecticut (3/3)	L	64-87	H
	21 Georgetown	W	92-61	H
	24 St. John's	W	66-53	H
Feb. 27	Miami (Fla.)	W	67-50	A
	3 Rutgers	L	62-73	A
	7 (24) Pittsburgh	W	90-51	H
	10 (24) Georgetown	W	81-63	A
	14 (25) Villanova	W	72-56	H
	17 (25) Pittsburgh	W	89-51	A
	20 (23/24) Miami (Fla.)	W	86-70	H
	24 (23/24) Connecticut (3/4)	L	79-86	H
	26 (23/24) West Virginia	W	73-55	A
Mar. 3	(23/24) Syracuse !	W	70-55	N
	4 (22/23) Seton Hall !	W	69-58	N
	5 (22/23) Connecticut (2/3) !	L	54-71	A
	15 (21/23) Purdue (15/16) #	W	73-60	N
	17 (21/23) Texas Tech (9/9) #	L	67-82	A

* - Kona Women's Basketball Classic at Kona, Hawaii;

! - BIG EAST Tournament at Storrs, Conn.; # - NCAA Tournament (First and Second Rounds) at Lubbock, Texas



Letitia Bowen appeared in eight NCAA Tournaments at Notre Dame — two as a player (1992 and 1994) and six as a member of the Irish coaching staff (1997-01, '03).



Jeannine Augustin started 37 out of a possible 38 games during Notre Dame's first Final Four season in 1996-97.

1996-97 (31-7, 17-1 BIG EAST)

Coach: Muffet McGraw

Captains: Jeannine Augustin, Beth Morgan, Mollie Peirick

Home: 11-1, Away: 13-4, Neutral: 7-2

Nov.	15	(20/25) Kent State !	W	66-41	H
	17	(20/25) Iowa (6/6) @	W	61-50	A
	19	(14/17) Tennessee (3/2) #	L	59-72	N
	20	(14/7) N.C. State (8/12) #	W	64-53	N
	23	(14/17) Bowling Green	W	85-70	A
	29	(9/12) Ohio %	W	95-85	N
	30	(9/12) Georgia Tech %	W	76-69	A
Dec.	5	(7/14) Purdue	L	58-73	A
	7	(7/14) Providence	W	91-75	H
	9	(10/17) Wisconsin (19/13)	L	69-81	H
	11	(10/17) Indiana	W	71-63	H
	21	(16/19) Valparaiso	W	75-56	A
Jan.	2	(17/22) Seton Hall	W	87-47	A
	4	(17/22) Ohio State	L	67-74	A
	7	(21/24) Boston College	W	61-57	A
	9	(21/24) West Virginia	W	103-58	H
	12	(21/24) Villanova	W	77-54	A
	15	(21/24) Syracuse	W	72-45	A
	18	(21/24) Pittsburgh	W	65-49	H
	21	(19/22) Rutgers	W	76-61	H
	25	(19/22) Georgetown	W	67-63	H
	29	(19/22) Miami (Fla.)	W	72-71	A
Feb.	2	(19/22) St. John's	W	75-47	A
	6	(15/21) Syracuse	W	90-73	H
	9	(15/21) Connecticut (1/1)	L	49-72	A
	12	(17/18) Boston College	W	91-64	H
	16	(17/18) Providence	W	97-74	A
	19	(16/17) Villanova	W	68-51	H
	22	(16/17) Seton Hall	W	75-61	H
	25	(14/15) West Virginia	W	80-67	A

Mar.	2	(14/15) Rutgers ^	W	86-58	N
	3	(13/15) Georgetown ^	W	84-43	N
	4	(13/15) Connecticut (1/1) ^	L	77-86	A
	15	(15/14) Memphis &	W	93-62	N
	17	(15/14) Texas (14/13) &	W	86-83	A
	22	(15/14) Alabama (8/7) *	W	87-71	N
	24	(15/14) George Washington (22/16) * W		62-52	N
	28	(15/14) Tennessee (10/11) **	L	66-80	N

! – Preseason WNIT at Notre Dame, Ind.; @ – Preseason WNIT at Iowa City, Iowa; # – Preseason WNIT at Ruston, La.; % – Comfort Inn Downtown Classic at Atlanta, Ga.; ^ – BIG EAST Tournament at Storrs, Conn.; & – NCAA Tournament (First and Second Rounds) at Austin, Texas; * – NCAA Tournament (Regional Semifinal and Final) at Columbia, S.C.; ** – NCAA Women's Final Four (National Semifinal) at Cincinnati, Ohio

1997-98 (22-10, 12-6 BIG EAST)

Coach: Muffet McGraw

Captains: Sheila McMillen, Mollie Peirick

Home: 12-1, Away: 7-7, Neutral: 3-2

Nov.	18	Butler	W	71-65	H
	22	Duke (19/19)	L	62-80	A
	28	UC Santa Barbara	W	86-75	A
	30	UCLA	W (2ot)	93-91	A
Dec.	3	Rutgers	L	67-80	A
	6	Connecticut (3/2)	L	59-78	H
	8	Wisconsin (17/19)	L	77-89	A
	10	Purdue	W	77-71	H
	13	South Florida	W	73-50	H
	28	San Francisco	W	62-47	H
	31	Pittsburgh	W	66-46	A
Jan.	6	Georgetown	W	69-44	A
	8	Miami (Fla.)	W	75-47	H
	10	St. John's	W	77-57	A
	14	West Virginia	W	86-78	H
	17	Boston College	L	76-78	A
	21	Syracuse	W	87-69	A
	24	Providence	W	109-60	H
	28	Villanova	L	54-70	A
	31	Seton Hall	W	91-35	H
Feb.	3	Miami (Fla.)	L	76-77	A
	12	St. John's	W	76-44	H
	15	Pittsburgh	W	75-60	H
	18	Georgetown	W	80-54	H
	21	Connecticut (2/2)	L	61-73	A
	24	Rutgers	W	71-64	H
	28	St. John's ^	W	94-57	N
Mar.	1	Villanova ^	W	56-48	N
	2	Connecticut (2/3) ^	L	53-73	N
	13	Southwest Missouri State &	W	78-64	N
	15	Texas Tech (6/5) &	W	74-59	A
	21	Purdue (21/22) *	L	65-70	N

^ – BIG EAST Tournament at Piscataway, N.J.; & – NCAA Tournament (First and Second Rounds) at Lubbock, Texas; * – NCAA Tournament (Regional Semifinal) at Lubbock, Texas

1998-99 (26-5, 15-3 BIG EAST)

Coach: Muffet McGraw

Captain: Sheila McMillen

Home: 12-1, Away: 12-3, Neutral: 2-1

Nov.	14	(17/19) UCLA (6/6)	W	99-82	H
	18	(11/19) Butler	W	71-60	A
	21	(11/19) Duke (6/4)	W	84-57	H
	24	(7/10) Illinois (25/23)	W	101-93	H
	28	(7/10) San Francisco	W	74-43	A
Dec.	2	(6/9) Toledo	W	82-64	H
	8	(6/6) Connecticut (1/1)	L	81-106	H
	12	(6/6) Villanova	W	63-62	H
	19	(6/7) South Florida	W	83-63	A
	21	(7/7) Michigan State	W	75-64	A
	30	(7/7) Boston College	L	65-78	A
Jan.	2	(7/7) Georgetown	W	93-61	A
	7	(9/9) West Virginia	W	111-90	H
	10	(9/9) Providence	W	79-56	H
	16	(9/9) Pittsburgh	W	81-72	A
	20	(9/9) Seton Hall	W	87-47	A
	23	(9/9) St. John's	W	99-60	H
	26	(9/9) Syracuse	W	94-61	A
	30	(7/7) Providence	W	97-59	A
Feb.	3	(6/7) Boston College (20/22)	W	74-59	H
	6	(6/7) Seton Hall	W	77-49	H
	10	(6/6) Villanova	W	74-52	A
	13	(6/6) Rutgers (9/12)	L	57-77	A
	17	(9/9) Syracuse	W	82-60	H
	20	(9/9) West Virginia	W	89-54	A
	23	(10/10) Miami (Fla.)	W	89-62	H
	28	(10/10) Villanova ^	W	83-53	N
Mar.	1	(10/10) Rutgers (7/8) ^	W	68-61	A
	2	(8/9) Connecticut (6/5) ^	L	75-96	N
	13	(8/9) Saint Mary's (Calif.) &	W	61-57	N
	15	(8/9) LSU (21/21) &	L	64-74	A

^ – BIG EAST Tournament at Piscataway, N.J.; & – NCAA Tournament (First and Second Rounds) at Baton Rouge, La.



Carey Poor, a two-time co-captain, was Notre Dame's third-leading scorer (8.5 ppg.) and second-leading rebounder (6.0 rpg.) during her senior season in 1995-96.

Year-By-Year Results



Mollie Peirick was a four-year starter in head coach Muffet McGraw's backcourt. The St. Louis, Mo., native starred for the Irish from 1994-98.

1999-00 (27-5, 15-1 BIG EAST)

Coach: Muffet McGraw

Captains: Julie Henderson, Niele Ivey

Home: 15-0, Away: 9-3, Neutral: 3-2

Nov.	20	(7/9) Toledo	W	68-52	A
	27	(6/6) Illinois (15/15)	L	67-71	A
Dec.	1	(11/8) Butler	W	77-57	H
	4	(11/8) North Carolina (9/12) #	W	99-86	N
	5	(11/8) Liberty #	W	85-68	N
	8	(7/6) Purdue (18/16)	L	61-71	A
	11	(7/6) Michigan State	W	84-54	H
	19	(11/7) Florida International	W	68-62	A
	27	(12/8) USC	W	74-59	H
	29	(10/8) Valparaiso	W	88-65	H
Jan.	2	(10/8) Marquette	W	75-60	H
	5	(8/6) West Virginia	W	75-54	H
	8	(8/6) Georgetown	W	82-60	A
	11	(6/6) Seton Hall	W	80-52	H
	15	(6/6) Syracuse	W	71-56	H
	18	(5/6) Pittsburgh	W	67-53	A
	22	(5/6) Miami (Fla.)	W	76-54	A
	26	(5/5) St. John's	W	69-49	A
	29	(5/5) Georgetown	W	87-56	H
Feb.	1	(5/5) Providence	W	90-60	A
	5	(5/5) Boston College (18/18)	W	72-59	H
	9	(5/5) Pittsburgh	W	81-74	H
	12	(5/5) St. John's	W	94-51	H
	16	(5/5) Villanova	W	70-52	A
	19	(5/5) Rutgers (8/11)	W (ot)	78-74	A
	22	(5/5) Miami (Fla.)	W	83-68	H
	26	(5/5) Connecticut (1/1)	L	59-77	A
Mar.	5	(6/6) Miami (Fla.) ^	W	67-52	N
	6	(5/5) Rutgers (8/10) ^	L (ot)	72-81	N
	17	(5/6) San Diego &	W	87-61	H
	19	(5/6) George Washington (NR/23) &	W	95-60	H
	25	(5/6) Texas Tech (11/11) *	L	65-69	N

- Wachovia Women's Basketball Invitational at Richmond, Va.; ^ - BIG EAST Tournament at Storrs, Conn.; & - NCAA Tournament (First and Second Rounds) at Notre Dame, Ind.; * - NCAA Tournament (Regional Semifinal) at Memphis, Tenn.

2000-01 (34-2, 15-1 BIG EAST)

Coach: Muffet McGraw

Captains: Niele Ivey, Ruth Riley

Home: 15-0, Away: 11-2, Neutral: 8-0

Nov.	17	(6/5) Valparaiso	W	71-46	A
	20	(5/5) Arizona	W	95-65	H
	22	(5/5) Wisconsin (19) #	W	83-56	A
	24	(5/5) Georgia (6/6) #	W	75-73	N
	27	(4/4) Fordham	W	89-44	H
Dec.	3	(4/4) North Carolina S	W	78-55	N
	6	(4/4) Villanova	W	64-33	H
	9	(4/4) Purdue (6/5)	W	72-61	H
	18	(3/3) Western Michigan	W	84-54	H
	21	(3/3) Marquette	W	75-56	A
	28	(3/3) USC	W	70-61	A
	31	(3/3) Rice	W	80-40	H
Jan.	3	(3/3) Virginia Tech	W	75-64	A
	6	(3/3) Rutgers (9/10)	W	67-46	H
	9	(3/3) St. John's	W	84-49	A
	13	(3/3) Virginia Tech	W	75-55	H
	15	(3/3) Connecticut (1/1)	W	92-76	H
	21	(3/3) Seton Hall	W	72-47	A
	24	(1/1) West Virginia	W	87-64	A
	31	(1/1) Providence	W	64-44	H
Feb.	2	(1/1) Boston College	W	81-65	A
	7	(1/1) Pittsburgh	W	72-58	H
	14	(1/1) Syracuse	W	75-61	A
	17	(1/1) Rutgers (11/14)	L	53-54	A
	20	(2/2) Miami (Fla.)	W	81-43	H
	24	(2/2) Georgetown	W	65-53	H
	27	(2/2) Pittsburgh	W	82-63	A
Mar.	4	(2/2) Georgetown ^	W	89-33	N
	5	(1/1) Virginia Tech ^	W	67-49	N
	6	(1/1) Connecticut (2/2) ^	L	76-78	A
	17	(2/2) Alcorn State &	W	98-49	H
	19	(2/2) Michigan &	W	88-54	H
	24	(2/2) Utah (17/16) *	W	69-54	N
	26	(2/2) Vanderbilt (10/13) *	W	72-64	N
	30	(2/2) Connecticut (1/1) **	W	90-75	N
Apr.	1	(2/2) Purdue (9/8) **	W	68-66	N

- Coaches vs. Cancer Challenge at Madison, Wis.; \$ - Honda Elite 4 Classic at Lake Buena Vista, Fla.; ^ - BIG EAST Tournament at Storrs, Conn.; & - NCAA Tournament (First and Second Rounds) at Notre Dame, Ind.; * - NCAA Tournament (Regional Semifinal and Final) at Denver, Colo.; ** - NCAA Women's Final Four (National Semifinal and Final) at St. Louis, Mo.

2001-02 (20-10, 13-3 BIG EAST)

Coach: Muffet McGraw

Captain: Ericka Haney

Home: 13-1, Away: 6-7, Neutral: 1-2

Nov.	18	(15/14) Valparaiso	W	42-35	H
	21	(15/15) Colorado State (20/22)	L	66-72	A
	24	(15/15) Arizona	L	70-72	A
	26	(23/23) Army	W	89-57	H
Dec.	2	(23/23) Michigan (16/17) ^	L	63-78	A
	6	Purdue (7/8)	L	57-70	N
	9	USC	W	62-49	H
	12	Western Michigan	W	71-48	H
	22	Marquette	W	60-33	H
	28	Rice	L	61-72	A
	31	DePaul	W	79-50	H

Jan.	2	Miami (Fla.)	W	69-65	A
	5	Providence	W	72-66	H
	9	Seton Hall	W	79-45	H
	12	Villanova	L	59-60	A
	19	Providence	W	69-41	A
	21	Connecticut (1/1)	L	53-80	A
	26	Virginia Tech (16/17)	W	64-57	H
	29	Syracuse	W	71-46	H
Feb.	2	Seton Hall	W	65-60	A
	5	Pittsburgh	W	68-56	A
	10	Boston College (16/18)	W	60-44	H
	13	(23) St. John's	W	66-31	H
	16	(23) Rutgers	W	57-52	A
	19	(22) West Virginia	W	72-63	H
	23	(22) Georgetown	W	86-66	A
	26	(21/25) Villanova	L	45-48	H
Mar.	3	(21/25) Syracuse *	L	79-84	N
	15	New Mexico **	W	58-44	N
	17	Tennessee (6/6) **	L	50-89	A

^ - Women's College Basketball Showcase at Grand Rapids, Mich.; * - BIG EAST Tournament at Piscataway, N.J.; ** - NCAA Tournament (First and Second Rounds) at Knoxville, Tenn.



Danielle Green ranks 22nd on Notre Dame's all-time scoring list with 1,106 points and turned in her best season in 1998-99, averaging a career-high 14.4 points and 7.2 rebounds per game.

2002-03 (21-11, 10-6 BIG EAST)

Coach: Muffet McGraw

Captains: Alicia Ratay, LeTania Severe

Home: 9-4, Away: 10-4, Neutral: 2-3

Nov.	26	(10/10) Cleveland State	W	107-65	H
	29	(10/10) USC	W	69-57	A
Dec.	4	(9/9) Valparaiso	W	74-68	A
	7	(9/9) Arizona State #	W	81-52	A
	11	(8/8) DePaul	L	59-75	A
	14	(8/8) Temple	W	84-61	H
	21	(12/11) IPFW	W	82-54	H
	23	(12/11) Colorado State	W	46-45	H
	28	(12/12) Tennessee (5/5)	L	61-77	N
	31	(13/13) Marquette	W	75-68	A
Jan.	4	(13/13) Purdue (7/6)	L	54-71	H
	8	(16/17) West Virginia	W	66-59	A
	11	(16/17) Miami (Fla.)	L	70-80	H
	14	(21/20) St. John's	W	71-42	A
	18	(21/20) Rutgers	L	61-64	H
	20	(21/20) Connecticut (3/2)	L	52-73	H
	25	(NR/23) Villanova (20/24)	W	58-56	A
	29	(NR/24) Boston College (NR/25)	L	48-76	A
Feb.	1	(NR/24) West Virginia	W	69-64	H
	5	Georgetown	W	74-49	H
	9	Virginia Tech	L	50-53	A
	12	St. John's	W	76-48	H
	16	Providence	W	67-61	A
	23	Connecticut (1/1)	L	59-77	A
	26	Pittsburgh	W	77-69	H
Mar.	1	Seton Hall	W	62-60	H
	4	Syracuse	W	62-54	A
	8	Pittsburgh ^	W	73-65	N
	9	Villanova (20/18) ^	L	39-50	N
	23	Arizona (22/22) *	W	59-47	N
	25	Kansas State (8/7) *	W	59-53	A
	30	Purdue (10/10) **	L	47-66	N

- AstraZeneca Hoops for the Cure Classic II at Tempe, Ariz.; ^ - BIG EAST Tournament at Piscataway, N.J.; * - NCAA Tournament (First and Second Rounds) at Manhattan, Kan.; ** - NCAA Tournament (Regional Semifinal) at Dayton, Ohio

2003-04 (21-1, 12-4 BIG EAST)

Coach: Muffet McGraw

Captain: LeTania Severe

Home: 15-0, Away: 5-9, Neutral: 1-2

Nov.	14	(15/16) Auburn (22/25) #	W	77-64	N
	15	(15/16) Colorado (20/20) #	L (ot)	63-67	A
	21	(20/20) Valparaiso	W	74-57	H
	26	(17/17) Michigan State	L	63-92	A
	30	(17/17) Tennessee (3/3)	L	59-83	A
Dec.	4	Wisconsin	W	82-64	H
	7	Washington	L	74-85	A
	13	Dayton	W	78-41	H
	22	USC	W	73-62	H
	29	Colorado State	W	63-59	A
Jan.	1	Marquette	W	72-64	H
	4	Purdue (7/8) \$	L	63-76	A
	7	Georgetown	L	73-76	A
	10	Virginia Tech (16/15)	W	53-40	H
	13	Connecticut (4/4)	W	66-51	H
	17	West Virginia	L	51-64	A
	21	Syracuse	W	64-35	A
	24	Villanova (23/25)	W	38-36	H
	28	Miami (Fla.) (17/16)	W	59-50	A
	31	Boston College (NR/23)	W	52-50	H
Feb.	4	(23) Georgetown	W	66-52	H
	8	(23) Seton Hall	L	45-51	A
	14	Providence	W	81-51	H

	17	St. John's	W	69-56	A
	21	Pittsburgh	W	72-68	A
	25	Miami (Fla.) (21/19)	W	93-58	H
	28	Rutgers	L	55-69	A
Mar.	2	Syracuse	W	54-33	H
	7	Rutgers ^	L	45-51	N
	21	Southwest Missouri State *	W (ot)	69-65	H
	23	Middle Tennessee *	W	59-46	H
	27	Penn State (5/7) **	L	49-55	N

- WBCA Classic at Boulder, Colo.; \$ - BIG EAST/Big Ten Challenge at West Lafayette, Ind.; ^ - BIG EAST Tournament at Hartford, Conn.; * - NCAA Tournament (First and Second Rounds) at Notre Dame, Ind.; ** - NCAA Tournament (Regional Semifinal) at Hartford, Conn.

2004-05 (27-6, 13-3 BIG EAST)

Coach: Muffet McGraw

Captains: Jacqueline Batteast, Teresa Borton, Megan Duffy

Home: 14-2, Away: 11-3, Neutral: 2-1

Nov.	12	(10/11) Illinois State #	W	92-73	H
	14	(10/11) Nebraska #	W	73-57	H
	17	(11/10) Duke (6/6) #	W	76-65	H
	20	(11/10) Ohio State (10/9) #	W	66-62	H
	22	(6/6) Colorado State	W	69-47	H
	26	(6/6) USC	W	60-56	A
	30	(3/3) Valparaiso	W	69-59	A
Dec.	2	(3/3) Michigan St. (15/15)	L (ot)	73-82	H
	9	(7/5) Dayton	W	65-39	A
	11	(7/5) Washington	W	72-58	H
	19	(7/5) Marquette	W	50-47	A
	30	(6/4) Northern Illinois	W	73-49	A
Jan.	2	(6/4) Seton Hall	W	54-33	H
	5	(4/3) Syracuse	W	75-58	H
	9	(4/3) at Villanova	L	54-59	A
	12	(7/6) Connecticut (16/16)	L	50-67	H
	16	(7/6) Purdue (20/20) \$	W	86-69	H
	19	(11/10) Syracuse	W	74-61	A
	23	(11/10) Rutgers (6/7)	W	63-47	H
	26	(6/7) St. John's	W	72-65	H
	30	(6/7) Connecticut (9/10)	W	65-59	A
Feb.	2	(6/7) Boston College (16/13)	W	64-57	H
	5	(6/7) Pittsburgh	W	75-47	A
	9	(6/7) Providence	W	75-57	A
	12	(6/7) Georgetown	W	72-58	H
	15	(5/7) Boston College (25/22)	W	54-47	A
	19	(5/7) Rutgers (10/10)	L	48-59	A
	26	(10/10) West Virginia	W	82-57	H
Mar.	1	(10/10) Seton Hall	W	41-35	A
	6	(10/10) West Virginia ^	W	70-59	N
	7	(10/10) Connecticut (13/14) ^	L	54-67	A
	19	(11/13) UC Santa Barbara *	W	61-51	N
	21	(11/13) Arizona State (NR/24) *	L	61-70	N

- Preseason WNIT at Notre Dame, Ind.; \$ - BIG EAST/Big Ten Challenge at Notre Dame, Ind.; ^ - BIG EAST Tournament at Hartford, Conn.; * - NCAA Tournament (First and Second Rounds) at Fresno, Calif.

2005-06 (18-12, 8-8 BIG EAST)

Coach: Muffet McGraw

Captains: Megan Duffy, Courtney LaVere

Home: 8-5, Away: 7-6, Neutral: 3-1

Nov.	18	(15/16) Michigan	W	55-45	H
	20	(15/16) Western Michigan	W	71-68	A
	23	(13/15) Indiana	W	74-61	A
	27	(13/15) USC (24/21)	W	73-62	H
	29	(11/12) Iona	W	74-55	H
Dec.	4	(11/12) Wisconsin	W	77-72	A
	7	(10/10) Purdue (24/23)	L	54-65	A

	17	(13/14) Arkansas State #	W	77-54	N
	18	(13/14) Utah (22/21) #	W	68-55	N
	28	(12/11) Valparaiso	W	58-50	H
	31	(12/11) Tennessee (1/1)	L	51-62	H
Jan.	4	(12/12) St. John's	L	63-66	A
	7	(12/12) Seton Hall	L	61-74	H
	10	(20/19) Marquette	W (ot)	67-65	H
	14	(20/19) Louisville	L	51-61	A
	17	(24/22) DePaul (10/10)	W	78-75	H
	21	(24/22) Georgetown	W	54-52	A
	24	(21/21) Rutgers (10/9)	L	43-69	A
	28	(21/21) South Florida	L (ot)	64-68	H
	31	Syracuse	W	67-55	A
Feb.	4	Providence	W	66-48	H
	7	Villanova	L (ot)	65-69	H
	12	DePaul (17/15)	L	50-79	A
	19	Connecticut (8/6)	L	64-79	H
	22	West Virginia	W	70-58	A
	25	Cincinnati	W (ot)	75-66	A
	28	Pittsburgh	W	72-65	H
Mar.	4	South Florida ^	W	73-66	N
	5	Connecticut (7/7) ^	L	60-71	A
	19	Boston College *	L	61-78	N

- Duel in the Desert at Las Vegas, Nev.; ^ - BIG EAST Tournament at Hartford, Conn.; * - NCAA Tournament (First Round) at West Lafayette, Ind.

2006-07 (20-12, 10-6 BIG EAST)

Coach: Muffet McGraw

Captains: Tulyah Gaines, Breona Gray

Home: 14-2, Away: 5-8, Neutral: 1-2

Nov.	10	Central Michigan	W	88-66	H
	13	Bowling Green	W (ot)	85-81	H
	16	Penn State	L	49-75	A
	19	Western Michigan	W	87-67	H
	24	USC	L	58-69	A
	28	Richmond	W	87-66	H
Dec.	1	Michigan	W	61-58	A
	3	Indiana	L	51-54	H
	6	Purdue (10/9)	W	67-58	H
	16	IUPUI	W	75-65	H
	19	Valparaiso	W	60-59	A
	28	Prairie View A&M	W	94-55	H
	30	Tennessee (4/4)	L	54-78	A
Jan.	2	Seton Hall	W	64-61	A
	10	Cincinnati	W	81-70	H
	13	South Florida	L (ot)	78-87	A
	16	St. John's	W	83-65	H
	20	Syracuse	W	83-55	H
	23	Marquette (17/18)	L	62-71	A
	27	Connecticut (7/5)	L	47-64	A
	31	Pittsburgh	L	62-71	A
Feb.	4	West Virginia	W	77-67	H
	7	Louisville (17/16)	W	64-55	H
	11	DePaul	W	78-70	H
	13	Villanova	W	75-58	A
	17	Providence	W	82-65	A
	21	Georgetown	W	73-48	H
	24	Rutgers (21/22)	L	60-76	H
	26	DePaul	L	73-87	A
Mar.	3	DePaul ^	L	71-76	N
	18	California *	W	62-59	N
	20	North Carolina (2/2) *	L	51-60	N

^ - BIG EAST Tournament at Hartford, Conn.; * - NCAA Tournament (First and Second Rounds) at Pittsburgh, Pa.

Year-By-Year Results

2007-08 (25-9, 11-5 BIG EAST)

Coach: Muffet McGraw

Captains: Charel Allen, Tulyah Gaines, Amanda Tsipis

Home: 13-3, Away: 10-4, Neutral: 2-2

Nov. 9	(24) Miami (Ohio) #	W	98-50	H
13	(23/25) Western Kentucky #	W	78-59	H
16	(23/25) Maryland (3/3) !	L	59-75	A
20	(23/24) Central Michigan	W	94-41	A
24	(23/24) Boston College	W	88-58	H
27	(22/23) Canisius	W	93-47	H
Dec. 2	(22/23) Michigan	W	77-46	H
5	(16/20) Bowling Green	W (ot)	86-84	A
8	(16/20) Purdue	W	61-48	A
12	(17/17) Valparaiso	W	94-56	H
21	(17/17) IUPUI	W	67-44	A
29	(16/16) Saint Francis (Pa.)	W	82-39	H
Jan. 2	(14/14) Richmond	W	84-59	A
5	(14/14) Tennessee (3/3)	L	63-87	H
8	(14/14) Louisville	W	82-74	A
13	(14/14) West Virginia (16/16)	L	50-56	A
16	(17/15) Villanova	W	69-58	H
19	(17/15) Georgetown	W	104-86	A
22	(16/16) DePaul (NR/25)	L	80-81	H
27	(16/16) Connecticut (1/1)	L	64-81	H
30	(20/20) Providence	W	85-54	H
Feb. 2	(20/20) Cincinnati	W	73-41	A
10	(16/17) Pittsburgh (15/15)	W	81-66	H
13	(16/16) Marquette	W	99-76	H
16	(16/16) Syracuse (21/23)	W	79-67	A
19	(14/14) Rutgers (5/4)	L	51-57	A
24	(14/14) DePaul	W	66-64	A
27	(14/14) South Florida	W	92-49	H
Mar. 1	(14/14) Seton Hall	W	70-55	H
3	(9/14) St. John's	L	51-61	A
9	(9/15) Pittsburgh ^	L	53-64	N
23	(15/19) SMU *	W	75-62	N
25	(15/19) Oklahoma (14/13) *	W (ot)	79-75	N
30	(15/19) Tennessee (3/3) **	L	64-74	N

- Preseason WNIT at Notre Dame, Ind.; ! - Preseason WNIT at College Park, Md.; ^ - BIG EAST Tournament at Hartford, Conn.; * - NCAA Tournament (First and Second Rounds) at West Lafayette, Ind.; ** - NCAA Tournament (Regional Semifinal) at Oklahoma City, Okla.

2008-09 (22-9, 10-6 BIG EAST)

Coach: Muffet McGraw

Captains: Ashley Barlow, Melissa Lechlitner, Lindsay Schrader

Home: 11-3, Away: 10-5, Neutral: 1-1

Nov. 16	(16/14) LSU (24/22) #	W	62-53	A
19	(15/15) Evansville	W	96-61	H
23	(15/15) Boston College	W	102-54	A
25	(14/10) Georgia Southern	W	85-36	H
29	(14/10) Michigan State (24)	W	78-72	H
Dec. 2	(11/8) Eastern Michigan	W	83-63	A
7	(11/8) Purdue (17/20)	W	62-51	H
10	(8/8) Michigan	L (ot)	59-63	A
13	(8/8) Valparaiso	W	63-55	A
20	(13/7) Loyola (Ill.)	W	89-45	H
28	(12/6) Charlotte	W	68-61	A
30	(12/6) Vanderbilt (20/19)	W	59-57	A
Jan. 3	(12/6) Seton Hall	W	66-60	A
6	(12/4) DePaul	W	86-62	A
10	(12/4) Georgetown	W	84-63	H
13	(10/4) Marquette	L	65-75	A
17	(10/4) St. John's	W	70-67	H
24	(13/9) Villanova	L	48-55	A
27	(17/13) Rutgers	L	68-78	H

31	(17/13) Cincinnati	W	66-50	H
Feb. 3	(19/16) Pittsburgh (22/24)	L	70-82	A
8	(19/16) DePaul (25/25)	W	62-59	H
11	(22/22) Louisville (10/12)	L	66-71	H
17	(24/24) South Florida	W	86-79	A
22	(24/24) Connecticut (1/1)	L	66-76	A
24	(23/22) Syracuse	W	90-79	H
28	(23/22) Providence	W	65-56	A
Mar. 2	(20/22) West Virginia	W	72-66	H
7	(20/17) St. John's ^	W	62-45	N
8	(20/17) Villanova ^	L	47-58	N
22	(23/20) Minnesota *	L	71-79	H

- State Farm Tip-Off Classic at Baton Rouge, La.; ^ - BIG EAST Tournament at Hartford, Conn.; * - NCAA Tournament (First Round) at Notre Dame, Ind.

2009-10 (29-6, 12-4 BIG EAST)

Coach: Muffet McGraw

Captains: Ashley Barlow, Melissa Lechlitner, Lindsay Schrader

Home: 16-1, Away: 8-4, Neutral: 5-1

Nov. 15	(4/7) Arkansas-Pine Bluff	W	102-57	H
19	(5/6) Michigan State (21/21)	W	68-67	A
22	(5/6) Iowa	W	80-45	H
26	(5/6) San Diego State (23/24) #W	W	84-79	N
27	(5/6) South Carolina #	W	78-55	N
28	(5/6) Oklahoma (20/17) #	W	81-71	N
Dec. 2	(5/6) Eastern Michigan	W	69-59	H
8	(3/4) IPFW	W	96-60	H
12	(3/4) Valparaiso	W	88-47	H
20	(4/4) Charlotte	W	90-31	H
29	(3/3) Central Florida	W	85-52	A
31	(3/3) Vanderbilt (18/16)	W	74-69	H
Jan. 4	(3/3) Purdue	W	79-75	A
9	(3/3) Villanova	W	81-46	H
12	(3/3) South Florida	W	81-64	H
16	(3/3) Connecticut (1/1)	L	46-70	A
19	(4/5) Louisville	W	78-60	A
24	(4/5) West Virginia (16/11)	W	74-66	H
27	(3/3) Providence	W	84-59	H
30	(3/3) Syracuse	W	74-73	A
Feb. 1	(3/3) Rutgers	W	75-63	A
6	(3/3) Pittsburgh	W	86-76	H
9	(4/3) Cincinnati	W	66-50	A
14	(4/3) DePaul	W	90-66	H
16	(4/3) St. John's (22/23)	L	71-76	A
20	(4/3) Georgetown (14/12)	L	66-76	A
23	(7/8) Marquette	W	82-67	H
27	(7/8) Seton Hall	W	72-47	A
Mar. 1	(6/8) Connecticut (1/1)	L	51-76	H
6	(6/7) Louisville ^	W	89-52	N
7	(6/7) St. John's (16/16) ^	W	75-67	N
8	(6/7) Connecticut (1/1) ^	L	44-59	A
21	(7/7) Cleveland State *	W	86-58	H
23	(7/7) Vermont *	W	84-66	H
28	(7/7) Oklahoma (12/12) **	L (ot)	72-77	N

- Paradise Jam at St. Thomas, U.S. Virgin Islands; ^ - BIG EAST Tournament at Hartford, Conn.; * - NCAA Tournament (First and Second Rounds) at Notre Dame, Ind.; ** - NCAA Tournament (Regional Semifinal) at Kansas City, Mo.

2010-11 (31-8, 13-3 BIG EAST)

Coach: Muffet McGraw

Captains: Becca Bruszewski, Brittany Mallory

Home: 15-2, Away: 8-5, Neutral: 8-1

Nov. 12	(12/12) New Hampshire	W	99-48	H
15	(12/12) Morehead State	W	91-28	H
18	(12/12) UCLA (15/15)	L (2ot)	83-86	H

21	(12/12) Kentucky (9/10)	L	76-81	A
26	(18/16) IUPUI #	W	95-29	H
27	(18/16) Wake Forest #	W	92-69	H
28	(18/16) Butler #	W	85-54	H
Dec. 1	(16/16) Baylor (2/3)	L	65-76	A
5	(16/16) Purdue	W	72-51	H
8	(18/18) Providence	W	79-43	A
11	(18/18) Creighton	W	91-54	H
20	(17/16) Valparaiso	W	94-43	A
29	(16/14) Gonzaga %	W	70-61	N
30	(16/14) Loyola Marymount %	W	91-47	N
Jan. 2	(16/14) Southeast Missouri State	W	97-21	H
5	(13/12) Marquette	W	73-55	A
8	(13/12) Connecticut (2/2)	L	76-79	H
12	(12/12) Louisville	W	80-60	H
15	(12/12) Pittsburgh	W	82-50	A
18	(11/10) Georgetown (16/17)	W	80-58	H
23	(11/10) St. John's (NR/23)	W	69-36	H
29	(9/9) Villanova	W	58-43	A
Feb. 1	(8/8) Syracuse (NR/25)	W	71-48	H
5	(8/8) South Florida	W	76-68	A
8	(8/8) Seton Hall	W	89-38	H
12	(8/8) Rutgers	W	71-49	H
19	(8/8) Connecticut (2/2)	L	57-78	A
22	(8/7) West Virginia (19/18)	W	72-60	A
26	(8/7) Cincinnati	W	66-48	H
28	(7/7) DePaul (12/11)	L	69-70	A
Mar. 6	(7/8) Louisville ^	W	63-53	N
7	(10/8) DePaul (9/13) ^	W	71-67	N
8	(10/7) Connecticut (1/1) ^	L	64-73	A
19	(9/7) Utah *	W	67-54	A
21	(9/7) Temple *	W	77-64	N
26	(9/7) Oklahoma (21/20) **	W	78-53	N
28	(9/7) Tennessee (4/4) ***	W	73-59	N
Apr. 3	(9/7) Connecticut (1/1) ***	W	72-63	N
5	(9/7) Texas A&M (7/8) ***	L	70-76	N

- WBCA Classic at Notre Dame, Ind.; % - State Farm Holiday Hoops Classic at Seattle, Wash.; ^ - BIG EAST Tournament at Hartford, Conn.; * - NCAA Tournament (First and Second Rounds) at Salt Lake City, Utah; ** - NCAA Tournament (Regional Semifinal and Final) at Dayton, Ohio; *** - NCAA Women's Final Four (National Semifinal and Final) at Indianapolis, Ind.



After missing the 2006-07 season with a knee injury, Lindsay Schrader bounced back with a flourish during her final three seasons, earning all-BIG EAST honors each year and helping Notre Dame to 76 wins, two NCAA Sweet 16 berths and 58 consecutive AP poll appearances in that span.



Sharon Petro



Mary DiStanislao



Muffet McGraw

ALL-TIME COACHING RECORDS

Years	Coach	Seasons	Won	Lost	Pct.
1977-78	Sharon Petro		13	4	.765
1978-79	Sharon Petro		16	6	.727
1979-80	Sharon Petro		20	10	.667
	Totals	3	49	20	.710
1980-81	Mary DiStanislao		10	18	.357
1981-82	Mary DiStanislao		16	9	.640
1982-83	Mary DiStanislao		20	7	.740
1983-84	Mary DiStanislao		14	14	.500
1984-85	Mary DiStanislao		20	8	.714
1985-86	Mary DiStanislao		23	8	.742
1986-87	Mary DiStanislao		12	15	.444
	Totals	7	115	79	.593
1987-88	Muffet McGraw		20	8	.714
1988-89	Muffet McGraw		21	11	.636
1989-90	Muffet McGraw		23	6	.793
1990-91	Muffet McGraw		23	9	.719
1991-92	Muffet McGraw		14	17	.452
1992-93	Muffet McGraw		15	12	.556
1993-94	Muffet McGraw		22	7	.759
1994-95	Muffet McGraw		21	10	.677
1995-96	Muffet McGraw		23	8	.742
1996-97	Muffet McGraw		31	7	.816
1997-98	Muffet McGraw		22	10	.688
1998-99	Muffet McGraw		26	5	.839
1999-00	Muffet McGraw		27	5	.843
2000-01	Muffet McGraw		34	2	.944
2001-02	Muffet McGraw		20	10	.667
2002-03	Muffet McGraw		21	11	.656
2003-04	Muffet McGraw		21	11	.656
2004-05	Muffet McGraw		27	6	.818
2005-06	Muffet McGraw		18	12	.600
2006-07	Muffet McGraw		20	12	.625
2007-08	Muffet McGraw		25	9	.735
2008-09	Muffet McGraw		22	9	.710
2009-10	Muffet McGraw		29	6	.829
2010-11	Muffet McGraw		31	8	.795
	Totals	24	556	211	.725
	Program Totals	34	720	310	.699



Sharon Petro (1977-80)



Mary DiStanislao (1980-87)

In the Rankings



Sara Liebscher scored 19 points to lead Notre Dame to its first-ever win against a ranked opponent, a 78-66 victory at No. 17 Duke on Feb. 6, 1988.

1980-1981	ND Rank*	Opponent	Opp Rank*	Result
1/31	NR	South Carolina	15	L, 48-124
2/22	NR	vs. Virginia	17	L, 40-68

1981-1982	ND Rank*	Opponent	Opp Rank*	Result
12/5	NR	UCLA	8	L, 45-50
2/20	NR	at South Carolina	15	L, 54-76

1982-1983	ND Rank*	Opponent	Opp Rank*	Result
11/27	NR	vs. Rutgers	14	L, 74-81
1/8	NR	at Maryland	3	L, 62-84
1/27	NR	at Arizona State	14	L, 57-82
1/30	NR	at UCLA	16	L, 53-84

1983-1984	ND Rank*	Opponent	Opp Rank*	Result
11/26	NR	Maryland	8	L, 57-75
12/29	NR	vs. Old Dominion	10	L, 57-71
1/12	NR	at Louisiana Tech	1	L, 56-83

1984-1985	ND Rank*	Opponent	Opp Rank*	Result
11/24	NR	at Tennessee	14	L, 57-62

1985-1986	ND Rank*	Opponent	Opp Rank*	Result
12/9	NR	Tennessee	11	L, 63-71
1/9	NR	at Rutgers	18	L, 61-69

1986-1987	ND Rank*	Opponent	Opp Rank*	Result
11/29	NR	Rutgers	6	L, 50-71
12/5	NR	Texas	1	L, 59-84
1/10	NR	Maryland	20	L, 48-69
2/14	NR	at Tennessee	7	L, 55-90

1987-1988	ND Rank*	Opponent	Opp Rank*	Result
1/4	NR	at Virginia	7	L, 59-79
2/3	NR	Tennessee	4	L, 71-91
2/6	NR	at Duke	17	W, 78-66

1988-1989	ND Rank*	Opponent	Opp Rank*	Result
2/20	NR	at Tennessee	2/2	L, 77-108

1989-1990	ND Rank*	Opponent	Opp Rank*	Result
12/3	NR	Tennessee	1/1	L, 54-77
1/4	NR	Vanderbilt	20/24	W, 77-63
1/12	NR	at Old Dominion	21/23	L, 61-62

1990-1991	ND Rank*	Opponent	Opp Rank*	Result
12/2	NR	at Stanford	6/6	L, 67-97
12/28	NR	vs. Louisiana Tech	11/11	W, 71-66
1/3	25/NR	Detroit	NR	W, 87-53
1/7	24/NR	at Butler	NR	W, 80-64
1/11	24/25	at DePaul	NR	W, 81-66
1/15	22/22	at Loyola (Ill.)	NR	W, 66-55
1/19	22/22	at Marquette	NR	W, 91-73
1/21	20/22	Dayton	NR	W, 79-49
1/29	19/18	Xavier	NR	W, 74-50
1/31	19/18	at Saint Louis	NR	W, 97-48
2/2	19/18	at Evansville	NR	W, 73-56
2/5	20/19	Loyola (Ill.)	NR	W, 81-61
2/9	20/19	at Tennessee	5/5	L, 71-88
2/12	20/20	Butler	NR	W, 94-62
2/14	20/20	at Detroit	NR	W, 87-62
2/17	20/20	Miami (OH)	NR	L, 65-69
2/19	22/22	Saint Louis	NR	W, 87-47
2/23	22/22	Old Dominion	NR	W, 70-58
2/28	22/21	at Dayton	NR	L, 76-79
3/2	22/23	at Xavier	NR	W, 69-53

1991-1992	ND Rank*	Opponent	Opp Rank*	Result
11/22	NR	Penn State	3/3	L, 70-86
11/24	NR	Stanford	5/7	L, 76-88
12/1	NR	at Purdue	11/10	L, 66-80
12/8	NR	at Georgia	NR/24	L, 86-90 (ot)
1/12	NR	Tennessee	2/3	L, 82-85

1992-1993	ND Rank*	Opponent	Opp Rank*	Result
12/4	NR	Purdue	17/NR	L, 41-74
12/21	NR	Georgia	20/20	L, 75-81
1/4	NR	at Tennessee	1/2	L, 48-79
1/19	NR	at Penn State	17/21	L, 66-87
1/25	NR	at DePaul	21/NR	L, 55-71

1993-1994	ND Rank*	Opponent	Opp Rank*	Result
12/8	NR	at Purdue	22/22	L, 59-66
1/7	NR	Tennessee	1/1	L, 70-105

1994-1995	ND Rank*	Opponent	Opp Rank*	Result
11/26	NR	at Seton Hall	25/25	L, 60-65 (ot)
11/30	NR	Purdue	13/11	L, 83-87
12/3	NR	vs. Alabama	6/6	L, 87-105
12/27	NR	vs. Colorado	9/9	L, 70-91

1995-1996	ND Rank*	Opponent	Opp Rank*	Result
12/1	NR	vs. Penn State	12/13	L, 77-86
12/3	NR	vs. Texas A&M	NR/22	L, 84-88 (ot)
1/18	NR	Connecticut	3/3	L, 64-87
2/7	24/NR	Pittsburgh	NR	W, 90-51
2/10	24/NR	at Georgetown	NR	W, 81-43
2/14	25/NR	Villanova	NR	W, 72-56
2/17	25/NR	at Pittsburgh	NR	W, 89-51
2/20	23/24	Miami (Fla.)	NR	W, 86-70
2/24	23/24	at Connecticut	3/4	L, 79-86
2/26	23/24	at West Virginia	NR	W, 73-55
3/3	23/24	vs. Syracuse	NR	W, 70-55
3/4	22/23	vs. Seton Hall	NR	W, 69-58
3/5	22/23	at Connecticut	2/3	L, 54-71
3/15	21/23	vs. Purdue	15/16	W, 73-60
3/17	21/23	at Texas Tech	9/9	L, 67-82

1996-1997	ND Rank*	Opponent	Opp Rank*	Result
11/15	20/25	Kent State	NR	W, 66-41
11/17	20/25	at Iowa	6/6	W, 61-50
11/19	14/17	vs. Tennessee	3/2	L, 59-72
11/20	14/17	vs. NC State	8/12	W, 64-53
11/23	14/17	at Bowling Green	NR	W, 85-70
11/29	9/12	vs. Ohio	NR	W, 95-85
11/30	9/12	at Georgia Tech	NR	W, 76-69
12/5	7/14	at Purdue	NR	L, 58-73



Katryna Gaither's 27 points and 14 rebounds propelled Notre Dame to a 71-60 victory at sixth-ranked Iowa in the second round of the 1996 Preseason WNIT. It was the first-ever win over a Top 10 program for the Irish.

ADDITIONAL POLLING DATA

(BASED ON ASSOCIATED PRESS RANKING)

First game vs. ranked opponent

#15 South Carolina, 1/31/81 (L, 124-48)

First win vs. ranked opponent

at #17 Duke, 2/6/88 (W, 78-66)

First home win vs. ranked opponent

#20 Vanderbilt, 1/4/90 (W, 77-63)

First victory vs. Top 10 team

at #6 Iowa, 11/15/96 (W, 61-50)

First time Notre Dame was ranked

December 31, 1990 (25th)

Most consecutive weeks ranked

77 (11/4/07 to present)

Record vs. ranked teams: 69-120

Home: 31-33

Away: 16-65

Neutral: 22-22

Record vs. ranked teams since 1996-97: 65-76

Home: 29-15

Away: 16-44

Neutral: 20-16

Record as a ranked team: 307-85

Home: 148-22

Away: 115-49

Neutral: 44-14

Record when both teams are ranked: 54-55

Record vs. Top 10 opponents: 27-73

Record vs. Top 5 opponents: 5-45

Record vs. top-ranked opponents: 3-17

Highest-ranked team defeated:

1st, three times (Connecticut, 1/15/01, 92-76;

vs. Connecticut, 3/30/01, 90-75; vs. Connecticut, 4/3/11, 72-63)

Most victories over ranked teams in one

season: 11 (2000-01)

Total weeks in Top 10: 103

(two in 1996-97, 16 in '98-99, 15 in '99-00, 18

in '00-01, five in '02-03, 16 in '04-05, one in

'05-06, one in '07-08, two in '08-09, 19 in '09-10, eight in '10-11)

Weeks as top-ranked team: 6 (2000-01)

12/7	7/14	Providence	NR	W, 91-75
12/9	10/17	Wisconsin	19/13	L, 69-81
12/11	10/17	Indiana	NR	W, 71-63
12/21	16/19	at Valparaiso	NR	W, 75-56
1/2	17/22	at Seton Hall	NR	W, 87-47
1/4	17/22	at Ohio State	NR	L, 67-74
1/7	21/24	at Boston College	NR	W, 61-57
1/9	21/24	West Virginia	NR	W, 103-58
1/12	21/24	at Villanova	NR	W, 77-54
1/15	21/24	at Syracuse	NR	W, 72-45
1/18	21/24	Pittsburgh	NR	W, 65-49
1/21	19/22	Rutgers	NR	W, 76-61
1/25	19/22	Georgetown	NR	W, 67-63
1/29	19/22	at Miami (Fla.)	NR	W, 72-71
2/2	19/22	at St. John's	NR	W, 75-47
2/6	15/21	Syracuse	NR	W, 90-73
2/9	15/21	at Connecticut	1/1	L, 49-72
2/12	17/18	Boston College	NR	W, 91-64
2/16	17/18	at Providence	NR	W, 97-74
2/19	16/17	Villanova	NR	W, 68-51
2/22	16/17	Seton Hall	NR	W, 65-61
2/25	14/15	at West Virginia	NR	W, 80-67
3/2	14/15	vs. Rutgers	NR	W, 86-58
3/3	13/15	vs. Georgetown	NR	W, 84-43
3/4	13/15	at Connecticut	1/1	L, 77-86
3/15	15/14	vs. Memphis	NR	W, 93-62
3/17	15/14	at Texas	14/13	W, 86-83
3/22	15/14	vs. Alabama	8/7	W, 87-71
3/24	15/14	vs. Geo. Washington	22/16	W, 62-52
3/28	15/14	vs. Tennessee	10/11	L, 66-80

1997-1998	ND Rank*	Opponent	Opp Rank*	Result
11/22	NR	at Duke	19/19	L, 62-80
12/6	NR	Connecticut	3/2	L, 59-78
12/8	NR	at Wisconsin	17/19	L, 77-89
2/21	NR	at Connecticut	2/2	L, 61-73
3/2	NR	vs. Connecticut	2/3	L, 53-73
3/15	NR	at Texas Tech	6/5	W, 74-59
3/21	NR	vs. Purdue	21/22	L, 65-70



During the 1997 NCAA Tournament, Beth Morgan averaged 26.7 points per game in three consecutive victories over ranked opponents, helping Notre Dame reach the Final Four for the first time in school history.

1998-1999	ND Rank*	Opponent	Opp Rank*	Result
11/14	17/19	UCLA	6/6	W, 99-82
11/18	11/19	at Butler	NR	W, 71-60
11/21	11/19	Duke	6/4	W, 84-57
11/24	7/10	Illinois	25/23	W, 101-92
11/28	7/10	at San Francisco	NR	W, 74-43
12/2	6/9	Toledo	NR	W, 82-64
12/8	6/6	Connecticut	1/1	L, 81-106
12/12	6/6	Villanova	NR	W, 63-62
12/19	6/7	at South Florida	NR	W, 83-63
12/21	7/7	at Michigan State	NR	W, 75-64
12/30	7/7	at Boston College	NR	L, 65-78
1/2	7/7	at Georgetown	NR	W, 93-61
1/7	9/9	West Virginia	NR	W, 111-90
1/10	9/9	Providence	NR	W, 79-56
1/16	9/9	at Pittsburgh	NR	W, 81-72
1/20	9/9	at Seton Hall	NR	W, 87-47
1/23	9/9	St. John's	NR	W, 99-60
1/26	9/9	at Syracuse	NR	W, 94-61
1/30	7/7	at Providence	NR	W, 97-59
2/3	6/7	Boston College	20/22	W, 79-67
2/6	6/7	Seton Hall	NR	W, 77-49
2/10	6/6	at Villanova	NR	W, 74-52
2/13	6/6	at Rutgers	9/12	L, 57-77
2/17	9/9	Syracuse	NR	W, 82-60
2/20	9/9	at West Virginia	NR	W, 89-54
2/23	10/10	Miami (Fla.)	NR	W, 89-62
2/28	10/10	vs. Villanova	NR	W, 83-53
3/1	10/10	at Rutgers	7/8	W, 68-61
3/2	8/8	vs. Connecticut	6/5	L, 75-96
3/13	8/9	vs. Saint Mary's	NR	W, 61-57
3/15	8/9	at LSU	21/21	L, 64-74

1999-2000	ND Rank*	Opponent	Opp Rank*	Result
11/20	7/9	at Toledo	NR	W, 66-52
11/27	6/6	at Illinois	15/15	L, 67-77
12/1	11/8	Butler	NR	W, 77-57
12/4	11/8	vs. No. Carolina	9/12	W, 99-86
12/5	11/8	vs. Liberty	NR	W, 85-68
12/8	7/6	at Purdue	18/16	L, 61-71
12/11	7/6	Michigan State	NR	W, 84-54
12/19	11/7	at Fla. International	NR	W, 68-62
12/27	12/8	USC	NR	W, 74-59
12/29	10/8	Valparaiso	NR	W, 88-65
1/2	10/8	Marquette	NR	W, 75-60
1/5	8/6	West Virginia	NR	W, 75-54
1/8	8/6	at Georgetown	NR	W, 82-60
1/11	6/6	Seton Hall	NR	W, 80-52
1/15	6/6	Syracuse	NR	W, 71-56
1/18	5/6	at Pittsburgh	NR	W, 67-53
1/22	5/6	at Miami	NR	W, 76-54
1/26	5/5	at St. John's	NR	W, 69-49
1/29	5/5	Georgetown	NR	W, 87-56
2/1	5/5	at Providence	NR	W, 90-60
2/5	5/5	Boston College	18/18	W, 72-59
2/9	5/5	Pittsburgh	NR	W, 81-74
2/12	5/5	St. John's	NR	W, 94-51
2/16	5/5	at Villanova	NR	W, 70-52
2/19	5/5	at Rutgers	8/11	W, 78-74 (ot)
2/22	5/5	Miami	NR	W, 83-68
2/26	5/5	at Connecticut	1/1	L, 59-77
3/5	6/6	vs. Miami	NR	W, 67-52
3/6	5/5	vs. Rutgers	8/10	L, 72-81 (ot)
3/17	5/6	San Diego	NR	W, 87-61
3/19	5/6	vs. Geo. Washington	NR/23	W, 95-60
3/25	5/6	vs. Texas Tech	11/11	L, 65-69

In the Rankings

2000-2001	ND Rank*	Opponent	Opp Rank*	Result
11/17	6/5	at Valparaiso	NR	W, 71-46
11/20	5/5	Arizona	NR	W, 95-65
11/22	5/5	at Wisconsin	19/NR	W, 83-56
11/24	5/5	vs. Georgia	6/6	W, 75-73
11/27	4/4	Fordham	NR	W, 89-44
12/3	4/4	vs. No. Carolina	NR	W, 78-55
12/6	4/4	Villanova	NR	W, 64-33
12/9	4/4	Purdue	6/5	W, 72-61
12/18	3/3	W. Michigan	NR	W, 84-54
12/21	3/3	at Marquette	NR	W, 75-56
12/28	3/3	at USC	NR	W, 70-61
12/31	3/3	Rice	NR	W, 80-40
1/3	3/3	at Virginia Tech	NR	W, 75-54
1/6	3/3	Rutgers	9/10	W, 67-46
1/9	3/3	at St. John's	NR	W, 84-49
1/13	3/3	Virginia Tech	NR	W, 75-55
1/15	3/3	Connecticut	1/1	W, 92-76
1/21	3/3	at Seton Hall	NR	W, 72-47
1/24	1/1	at West Virginia	NR	W, 87-64
1/31	1/1	Providence	NR	W, 64-44
2/2	1/1	at Boston College	NR	W, 81-65
2/7	1/1	Pittsburgh	NR	W, 72-58
2/14	1/1	at Syracuse	NR	W, 75-61
2/17	1/1	at Rutgers	11/14	L, 53-54
2/20	2/2	Miami (Fla.)	NR	W, 81-43
2/24	2/2	Georgetown	NR	W, 65-53
2/27	2/2	at Pittsburgh	NR	W, 82-63
3/4	2/2	vs. Georgetown	NR	W, 89-33
3/5	1/1	vs. Virginia Tech	NR	W, 67-49
3/6	1/1	at Connecticut	2/2	L, 76-78
3/17	2/2	Alcorn State	NR	W, 98-49
3/19	2/2	Michigan	NR	W, 88-54
3/24	2/2	vs. Utah	17/16	W, 69-54
3/26	2/2	vs. Vanderbilt	10/13	W, 72-64
3/30	2/2	vs. Connecticut	1/1	W, 70-65
4/1	2/2	vs. Purdue	9/8	W, 68-66

2001-2002	ND Rank*	Opponent	Opp Rank*	Result
11/18	15/14	Valparaiso	NR	W, 42-35
11/21	15/14	at Colorado St.	20/22	L, 66-72
11/24	15/14	at Arizona	NR	L, 70-72
11/26	23/23	Army	NR	W, 89-57
12/2	23/23	vs. Michigan	16/17	L, 63-78
12/6	NR	at Purdue	7/8	L, 57-70
1/21	NR	at Connecticut	1/1	L, 53-80
1/26	NR	Virginia Tech	16/17	W, 64-57
2/10	NR	Boston College	16/18	W, 60-44
2/13	23/NR	St. John's	NR	W, 66-31
2/16	23/NR	at Rutgers	NR	W, 57-52
2/19	22/NR	West Virginia	NR	W, 72-63
2/23	22/NR	at Georgetown	NR	W, 86-66
2/26	21/25	Villanova	NR	L, 45-48
3/3	21/25	vs. Syracuse	NR	L, 79-84
3/17	NR	at Tennessee	6/6	L, 50-89

2002-2003	ND Rank*	Opponent	Opp Rank*	Result
11/26	10/10	Cleveland State	NR	W, 107-65
11/29	10/10	at USC	NR	W, 69-57
12/4	9/9	at Valparaiso	NR	W, 74-68
12/7	9/9	at Arizona State	NR	W, 81-52
12/11	8/8	at DePaul	NR	L, 59-75
12/14	8/8	Temple	NR	W, 84-61
12/21	12/11	IPFW	NR	W, 82-54
12/23	12/11	Colorado State	NR	W, 46-45
12/28	12/12	vs. Tennessee	5/5	L, 61-77

12/31	13/13	at Marquette	NR	W, 75-68
1/4	13/13	Purdue	7/6	L, 54-71
1/8	16/17	at West Virginia	NR	W, 66-59
1/11	16/17	Miami (Fla.)	NR	L, 70-80
1/14	21/20	at St. John's	NR	W, 71-42
1/18	21/20	Rutgers	NR	L, 61-64
1/20	21/20	Connecticut	3/2	L, 52-73
1/25	NR/23	at Villanova	20/24	W, 58-56
1/29	NR/24	at Boston College	NR/25	L, 48-76
2/1	NR/24	West Virginia	NR	W, 69-64
2/23	NR	at Connecticut	1/1	L, 59-77
3/9	NR	vs. Villanova	20/18	L, 39-50
3/23	NR	vs. Arizona	22/22	W, 59-47
3/25	NR	at Kansas State	8/7	W, 59-53
3/30	NR	vs. Purdue	10/10	L, 47-66

2003-2004	ND Rank*	Opponent	Opp Rank*	Result
11/14	15/16	vs. Auburn	22/25	W, 77-64
11/15	15/16	at Colorado	20/20	L, 63-67 (ot)
11/21	20/20	Valparaiso	NR	W, 74-57
11/26	17/17	at Michigan St.	NR	L, 63-92
11/30	17/17	at Tennessee	3/3	L, 59-83
1/4	NR	at Purdue	7/8	L, 63-76
1/10	NR	Virginia Tech	16/15	W, 53-40
1/13	NR	Connecticut	4/4	W, 66-51
1/24	NR	Villanova	23/25	W, 38-36
1/28	NR	at Miami (Fla.)	17/16	W, 59-50
1/31	NR	Boston College	NR/23	W, 52-50
2/4	23/NR	Georgetown	NR	W, 66-52
2/8	23/NR	at Seton Hall	NR	L, 45-51
2/25	NR	Miami (Fla.)	21/19	W, 93-58
3/27	NR	vs. Penn State	5/7	L, 49-55

2004-2005	ND Rank*	Opponent	Opp Rank*	Result
11/12	10/11	Illinois State	NR	W, 92-73
11/14	10/11	Nebraska	NR	W, 73-57
11/17	11/10	Duke	6/6	W, 76-65
11/20	11/10	Ohio State	10/9	W, 66-62
11/22	6/6	Colorado State	NR	W, 69-47
11/26	6/6	at USC	NR	W, 60-56
11/30	3/3	at Valparaiso	NR	W, 69-59
12/2	3/3	Michigan State	15/15	L, 73-82 (ot)
12/9	7/5	at Dayton	NR	W, 65-39
12/11	7/5	Washington	NR	W, 72-58
12/19	7/5	at Marquette	NR	W, 50-47
12/30	6/4	at No. Illinois	NR	W, 73-49
1/2	6/4	Seton Hall	NR	W, 54-33
1/5	4/3	Syracuse	NR	W, 75-58
1/9	4/3	at Villanova	NR	L, 54-59
1/12	7/6	Connecticut	16/16	L, 50-67

1/16	7/6	Purdue	20/20	W, 86-69
1/19	11/10	at Syracuse	NR	W, 74-61
1/23	11/10	Rutgers	6/7	W, 63-47
1/26	6/7	St. John's	NR	W, 72-65
1/30	6/7	at Connecticut	9/10	W, 65-59
2/2	6/7	Boston College	16/13	W, 64-57
2/5	6/7	at Pittsburgh	NR	W, 75-47
2/9	6/7	at Providence	NR	W, 75-57
2/12	6/7	Georgetown	NR	W, 72-58
2/15	5/7	at Boston College	25/22	W, 54-47
2/19	5/7	at Rutgers	10/10	L, 48-59
2/26	10/10	West Virginia	NR	W, 82-57
3/1	10/10	at Seton Hall	NR	W, 41-35
3/6	10/10	vs. West Virginia	NR	W, 70-59
3/7	10/10	at Connecticut	13/14	L, 54-67
3/19	11/13	vs. UCSB	NR	W, 61-51
3/21	11/13	vs. Arizona State	NR/24	L, 61-70

2005-2006	ND Rank*	Opponent	Opp Rank*	Result
11/18	15/16	Michigan	NR	W, 55-45
11/20	15/16	at W. Michigan	NR	W, 71-68
11/23	13/15	Indiana	NR	W, 74-61
11/27	13/15	USC	24/21	W, 73-62
11/29	11/12	Iona	NR	W, 74-55
12/4	11/12	at Wisconsin	NR	W, 77-72
12/7	10/10	at Purdue	24/23	L, 54-65
12/17	13/14	vs. Arkansas State	NR	W, 77-54
12/18	13/14	vs. Utah	22/21	W, 68-55
12/28	12/11	Valparaiso	NR	W, 58-50
12/31	12/11	Tennessee	1/1	L, 51-62
1/4	12/12	at St. John's	NR	L, 63-66
1/7	12/12	Seton Hall	NR	L, 61-74
1/10	20/19	Marquette	NR	W, 67-65 (ot)
1/14	20/19	at Louisville	NR	L, 51-61
1/17	24/22	DePaul	10/10	W, 78-75
1/21	24/22	at Georgetown	NR	W, 54-52
1/24	21/21	at Rutgers	10/9	L, 43-69
1/28	21/21	South Florida	NR	L, 64-68 (ot)
2/12	NR	at DePaul	17/15	L, 50-79
2/19	NR	Connecticut	8/6	L, 64-79
3/5	NR	at Connecticut	7/7	L, 60-71

2006-2007	ND Rank*	Opponent	Opp Rank*	Result
12/6	NR	Purdue	10/9	W, 67-58
12/30	NR	at Tennessee	4/4	L, 54-78
1/23	NR	at Marquette	17/18	L, 62-71
1/27	NR	at Connecticut	7/5	L, 47-64
2/7	NR	Louisville	17/16	W, 64-55
2/24	NR	Rutgers	21/22	L, 60-76
3/20	NR	vs. North Carolina	2/2	L, 51-60



Notre Dame earned its first-ever No. 1 ranking in 2000-01 following a 92-76 win over Connecticut. The Irish would hold the top spot in both major national polls for six weeks that season en route to the program's first NCAA national championship.

2007-2008	ND Rank*	Opponent	Opp Rank*	Result
11/9	24/NR	Miami (Ohio)	NR	W, 98-50
11/13	23/25	Western Kentucky	NR	W, 78-59
11/16	23/25	at Maryland	3/3	L, 59-75
11/20	23/24	at Central Michigan	NR	W, 94-41
11/24	23/24	Boston College	NR	W, 88-58
11/27	22/23	Canisius	NR	W, 93-47
12/2	22/23	Michigan	NR	W, 77-46
12/5	16/20	at Bowling Green	NR	W, 86-84 (ot)
12/8	16/20	at Purdue	NR	W, 61-48
12/12	17/17	Valparaiso	NR	W, 94-56
12/21	17/17	at IUPUI	NR	W, 67-44
12/29	16/16	Saint Francis (Pa.)	NR	W, 82-39
1/2	14/14	at Richmond	NR	W, 84-59
1/5	14/14	Tennessee	3/3	L, 63-87
1/8	14/14	at Louisville	NR	W, 82-74
1/13	14/14	at West Virginia	16/16	L, 50-56
1/16	17/15	Villanova	NR	W, 69-58
1/19	17/15	at Georgetown	NR	W, 104-86
1/22	16/16	DePaul	NR/25	L, 80-81
1/27	16/16	Connecticut	1/1	L, 64-81
1/30	20/20	Providence	NR	W, 85-54
2/2	20/20	at Cincinnati	NR	W, 73-41
2/10	16/17	Pittsburgh	15/15	W, 81-66
2/13	16/16	Marquette	NR	W, 99-76
2/16	16/16	at Syracuse	21/23	W, 79-67
2/19	14/14	at Rutgers	5/4	L, 51-57
2/24	14/14	at DePaul	NR	W, 66-64
2/27	14/14	South Florida	NR	W, 92-49
3/1	14/14	Seton Hall	NR	W, 70-55
3/3	9/14	at St. John's	NR	L, 51-61
3/9	9/15	vs. Pittsburgh	NR	L, 53-64
3/23	15/19	vs. SMU	NR	W, 75-62
3/25	15/19	vs. Oklahoma	14/13	W, 79-75 (ot)
3/30	15/19	vs. Tennessee	3/3	L, 64-74

2008-2009	ND Rank*	Opponent	Opp Rank*	Result
11/16	16/14	at LSU	24/22	W, 62-53
11/19	15/15	Evansville	NR	W, 96-61
11/23	15/15	at Boston College	NR	W, 102-54
11/25	14/10	Georgia Southern	NR	W, 85-36
11/29	14/10	Michigan State	24/NR	W, 78-72

12/2	11/8	at Eastern Michigan	NR	W, 83-63
12/7	11/8	Purdue	17/20	W, 62-51
12/10	8/8	at Michigan	NR	L, 59-63 (ot)
12/13	8/8	at Valparaiso	NR	W, 63-55
12/20	13/7	Loyola (Ill.)	NR	W, 89-45
12/28	12/6	at Charlotte	NR	W, 68-61
12/30	12/6	at Vanderbilt	20/19	W, 59-57
1/3	12/6	at Seton Hall	NR	W, 66-60
1/6	12/4	at DePaul	NR	W, 86-62
1/10	12/4	Georgetown	NR	W, 84-63
1/13	10/4	at Marquette	NR	L, 65-75
1/17	10/4	St. John's	NR	W, 70-67
1/24	13/9	at Villanova	NR	L, 48-55
1/27	17/13	Rutgers	NR	L, 68-78
1/31	17/13	Cincinnati	NR	W, 66-50
2/3	19/16	at Pittsburgh	22/24	L, 70-82
2/8	19/16	DePaul	25/25	W, 62-59
2/11	22/22	Louisville	10/12	L, 66-71
2/17	24/24	at South Florida	NR	W, 86-79
2/22	24/24	at Connecticut	1/1	L, 66-76
2/24	23/22	Syracuse	NR	W, 90-79
2/28	23/22	at Providence	NR	W, 65-56
3/2	20/22	West Virginia	NR	W, 72-66
3/7	20/17	vs. St. John's	NR	W, 62-45
3/8	20/17	vs. Villanova	NR	L, 47-58
3/22	23/20	Minnesota	NR	L, 71-79

2009-2010	ND Rank*	Opponent	Opp Rank*	Result
11/15	4/7	Arkansas-Pine Bluff	NR	W, 102-57
11/19	5/6	at Michigan State	21/21	W, 68-67
11/22	5/6	Iona	NR	W, 80-45
11/26	5/6	vs. San Diego St.	23/24	W, 84-79
11/27	5/6	vs. South Carolina	NR	W, 78-55
11/28	5/6	vs. Oklahoma	20/17	W, 81-71
12/2	5/6	Eastern Michigan	NR	W, 69-59
12/8	3/4	IPFW	NR	W, 96-60
12/12	3/4	Valparaiso	NR	W, 88-47
12/20	4/4	Charlotte	NR	W, 90-31
12/29	3/3	at Central Florida	NR	W, 85-52
12/31	3/3	Vanderbilt	18/16	W, 74-69
1/4	3/3	at Purdue	NR	W, 79-75
1/9	3/3	Villanova	NR	W, 81-46
1/12	3/3	South Florida	NR	W, 81-64
1/16	3/3	at Connecticut	1/1	L, 46-70

1/19	4/5	at Louisville	NR	W, 78-60
1/24	4/5	West Virginia	16/11	W, 74-66
1/27	3/3	Providence	NR	W, 84-59
1/30	3/3	at Syracuse	NR	W, 74-73
2/1	3/3	at Rutgers	NR	W, 75-63
2/6	3/3	Pittsburgh	NR	W, 86-76
2/9	4/3	at Cincinnati	NR	W, 66-50
2/14	4/3	DePaul	NR	W, 90-66
2/16	4/3	at St. John's	22/23	L, 71-76
2/20	4/3	at Georgetown	14/12	L, 66-76
2/23	7/8	Marquette	NR	W, 82-67
2/27	7/8	at Seton Hall	NR	W, 72-47
3/1	6/8	Connecticut	1/1	L, 51-76
3/6	6/7	vs. Louisville	NR	W, 89-52
3/7	6/7	vs. St. John's	16/16	W, 75-67
3/8	6/7	at Connecticut	1/1	L, 44-59
3/21	7/7	Cleveland State	NR	W, 86-58
3/23	7/7	Vermont	NR	W, 84-66
3/28	7/7	vs. Oklahoma	12/12	L, 72-77 (ot)

2010-2011	ND Rank*	Opponent	Opp Rank*	Result
11/12	12/12	New Hampshire	NR	W, 99-48
11/15	12/12	Morehead State	NR	W, 91-28
11/18	12/12	UCLA	15/15	L, 83-86 (2ot)
11/21	12/12	at Kentucky	9/10	L, 76-81
11/26	18/16	IUPUI	NR	W, 95-29
11/27	18/16	Wake Forest	NR	W, 92-69
11/28	18/16	Butler	NR	W, 85-54
12/1	16/16	at Baylor	2/3	L, 65-76
12/5	16/16	Purdue	NR	W, 72-51
12/8	18/18	at Providence	NR	W, 79-43
12/11	18/18	Creighton	NR	W, 91-54
12/20	17/16	at Valparaiso	NR	W, 94-43
12/29	16/14	vs. Gonzaga	NR	W, 70-61
12/30	16/14	vs. Loyola Marymount	NR	W, 91-47
1/2	16/14	SE Missouri State	NR	W, 97-21
1/5	13/12	at Marquette	NR	W, 73-55
1/8	13/12	Connecticut	2/2	L, 76-79
1/12	12/12	Louisville	NR	W, 80-60
1/15	12/12	at Pittsburgh	NR	W, 82-50
1/18	11/10	Georgetown	16/17	W, 80-58
1/23	11/10	St. John's	NR/23	W, 69-36
1/29	9/9	at Villanova	NR	W, 58-43
2/1	8/8	Syracuse	NR/25	W, 71-48
2/5	8/8	at South Florida	NR	W, 76-68
2/8	8/8	Seton Hall	NR	W, 89-38
2/12	8/8	Rutgers	NR	W, 71-49
2/19	8/8	at Connecticut	2/2	L, 57-78
2/22	8/7	at West Virginia	19/18	W, 72-60
2/26	8/7	Cincinnati	NR	W, 66-48
2/28	7/7	at DePaul	12/11	L, 69-70
3/6	7/8	vs. Louisville	NR	W, 63-53
3/7	10/8	vs. DePaul	9/13	W, 71-67
3/8	10/8	at Connecticut	1/1	L, 64-73
3/19	9/7	at Utah	NR	W, 67-54
3/21	9/7	vs. Temple	NR	W, 77-64
3/26	9/7	vs. Oklahoma	21/20	W, 78-53
3/28	9/7	vs. Tennessee	4/4	W, 73-59
4/3	9/7	vs. Connecticut	1/1	W, 72-63
4/5	9/7	vs. Texas A&M	7/8	L, 70-76

* - The numbers in front of the opponent indicates Notre Dame's ranking in the Associated Press and USA Today/CNN or USA Today/ESPN polls at the time of the game. The numbers following the opponent indicates the opponent's ranking in both polls. The first number is the AP ranking. The 1988-89 season was the first year of the USA Today poll. NR indicates the team was not ranked at game time.



Notre Dame won the 2004 Preseason WNIT championship with back-to-back victories over top-10 opponents Duke and Ohio State in a three-day span at Purcell Pavilion.

NCAA Tournament History



1992 NCAA Tournament

UCLA 93 • Notre Dame 72 (First Round)

March 18, 1992

Pauley Pavilion (Westwood, Calif.)

	3-pt																			
	FG-A	FG-A	FT-A	REB	PF	TP	A	TO	BK	ST	Min									
Notre Dame	7-13	0-0	4-4	4-8-12	2	18	1	2	0	0	32									
Letitia Bowen	0-4	0-0	0-0	1-0-1	5	0	1	0	0	0	12									
Corralita Haysbert	4-12	0-0	6-6	0-2-2	2	14	1	0	2	3	30									
Margaret Nowlin	0-6	0-0	0-0	0-1-1	3	0	5	6	0	1	26									
Kara Leary	4-10	0-2	0-0	1-2-3	2	8	0	0	0	0	1	26								
Sherri Onosky	0-0	0-0	0-0	0-0-0	2	0	0	0	0	0	9									
Kristin Krapp	1-1	0-0	0-0	0-0-0	0	2	0	0	0	0	7									
Dionne Smith	2-8	1-2	2-2	1-2-3	1	7	4	3	0	4	19									
Coquese Washington	5-13	1-4	10-13	2-1-3	3	21	3	5	0	4	27									
Michelle Marciniak	1-3	0-0	0-0	0-2-2	2	2	0	1	0	0	8									
Andrea Alexander	0-1	0-0	0-0	0-1-1	2	0	0	0	0	0	4									
Majenita Rupe	0-0	0-0	0-0	0-0-0	0	0	0	0	0	0	0									
TOTALS	24-71	2-8	22-25	14-23-37	24	72	15	17	2	13	200									

	3-pt																			
	FG-A	FG-A	FT-A	REB	PF	TP	A	TO	BK	ST	Min									
UCLA	4-13	0-0	3-4	1-5-6	2	11	1	2	1	1	17									
Rebema Stephens	9-19	0-0	4-6	6-9-15	3	22	2	2	0	0	28									
Natalie Williams	3-8	0-0	0-1	6-8-14	2	6	5	5	4	1	30									
Lynn Kamrath	7-11	0-0	2-2	2-4-6	3	16	6	3	0	4	30									
Nicole Anderson	4-14	1-4	0-0	3-3-6	4	9	5	1	0	1	32									
DeDe Mostan	0-0	0-0	0-0	0-0-0	0	0	0	0	0	0	2									
Marcy Tarabochia	0-3	0-1	0-0	2-1-3	3	0	0	3	0	1	18									
Detra Lockhart	6-14	0-0	10-12	4-3-7	1	21	4	1	2	0	27									
Amy Jalewalla	0-0	0-0	0-0	0-1-1	0	0	0	0	0	0	1									
Stephanie Allen	0-0	0-0	0-0	0-0-0	0	0	0	0	0	0	1									
Melissa Gische	1-1	0-0	6-7	0-2-2	2	8	0	1	0	1	14									
Gena Vannostveen	0-0	0-0	0-0	0-0-0	0	0	0	0	0	0	0									
TOTALS	34-83	1-5	25-32	27-37-64	20	93	23	18	7	9	200									

SCORE BY PERIODS

	1	2	F
Notre Dame	24	48	72
UCLA	37	56	93

Officials: AJ Miller, Bruce Allen; Attendance: 441



1994 NCAA Tournament

Minnesota 81 • Notre Dame 76 (First Round)

March 16, 1994

Joyce Center (Notre Dame, Ind.)

	3-pt																			
	FG-A	FG-A	FT-A	REB	PF	TP	A	TO	BK	ST	Min									
Minnesota	0-3	0-0	1-2	0-7-7	4	1	1	3	0	0	21									
Cara Pearson	6-8	0-0	1-3	2-2-4	0	13	3	4	1	2	32									
Crystal Flint	7-12	0-0	5-6	1-2-3	4	19	2	4	3	2	36									
Shannon Loeblein	2-11	1-5	6-7	0-5-5	3	11	3	3	1	2	35									
Nikki Coates	4-8	2-3	4-7	1-2-3	3	14	3	2	0	2	29									
Mary Klotzbeecher	1-3	0-1	0-0	0-0-0	0	2	3	1	0	3	11									
Nancy Alexander	5-5	2-2	1-1	1-3-4	2	13	1	1	0	1	22									
Nancy Shudlick	0-0	0-0	0-0	0-0-0	0	0	0	0	0	0	2									
Lori Lawler	1-1	0-0	6-8	0-0-0	0	8	1	2	0	2	12									
TOTALS	26-51	5-11	24-34	5-24-29	16	81	17	20	5	14	200									

	3-pt																			
	FG-A	FG-A	FT-A	REB	PF	TP	A	TO	BK	ST	Min									
Notre Dame	10-21	2-7	4-4	2-2-4	4	26	2	0	1	1	39									
Beth Morgan	4-14	0-0	1-2	2-6-8	5	9	0	3	0	3	27									
Letitia Bowen	3-6	0-0	2-2	2-5-7	4	8	4	3	1	2	28									
Tootie Jones	3-7	0-2	4-4	5-2-7	4	10	8	10	0	2	36									
Kara Leary	1-6	0-0	0-0	1-4-5	1	2	0	1	0	3	23									
Sherri Onosky	1-1	1-1	0-0	0-1-1	0	3	0	0	0	0	1									
Kristin Krapp	0-1	0-0	0-0	0-0-0	2	0	1	0	0	1	10									
Jeanine Augustin	1-1	0-0	2-2	0-1-1	2	4	0	0	0	0	6									
Katrina Gailher	1-1	0-0	1-2	1-2-3	1	3	2	1	1	0	12									
Andrea Alexander	5-9	0-0	1-3	2-4-6	5	11	1	3	0	1	18									
Carey Poor	29-67	3-12	15-19	15-29-44	28	76	18	21	3	13	200									

SCORE BY PERIODS

	1	2	F
Minnesota	31	50	81
Notre Dame	30	46	76

Officials: Forrest Phillips, Bill Pickett; Attendance: 2,296



1996 NCAA Tournament

Notre Dame 73 • Purdue 60 (First Round)

March 15, 1996

Lubbock Municipal Coliseum (Lubbock, Texas)

	3-pt																			
	FG-A	FG-A	FT-A	REB	PF	TP	A	TO	BK	ST	Min									
Notre Dame	3-14	0-5	10-10	2-2-4	2	16	5	0	1	4	34									
Beth Morgan	1-4	0-0	5-6	1-3-4	1	7	0	1	0	1	24									
Carey Poor	8-14	0-0	2-8	4-9-13	4	18	0	1	1	1	33									
Katrina Gailher	0-8	0-5	6-6	0-5-5	1	6	6	4	1	5	35									
Mollie Patrick	1-2	0-0	0-0	1-2-3	2	2	5	1	2	2	15									
Jeanine Augustin	0-0	0-0	0-0	0-0-0	0	0	0	0	0	0	1									
Adrienne Jordan	0-1	0-0	0-0	1-2-3	1	0	0	2	0	1	7									
Danielle Green	3-3	2-2	0-0	1-2-3	0	8	1	1	0	1	27									
Sheila McMillen	7-11	0-0	2-2	1-4-5	3	3	1	3	0	1	20									
Rosanne Bohman	0-1	0-0	0-0	1-0-1	0	0	0	0	0	0	4									
Diana Brandly	23-58	2-12	25-32	12-33-45	14	73	18	15	3	16	200									

	3-pt																			
	FG-A	FG-A	FT-A	REB	PF	TP	A	TO	BK	ST	Min									
Purdue	5-11	0-2	1-3	5-6-11	5	11	0	3	0	1	24									
Tonya Kirk	4-15	0-4	3-3	2-5-7	4	11	4	4	2	2	36									
Jannon Roland	7-16	0-1	3-3	5-10-15	4	17	0	1	3	3	36									
Stacey Lovelace	4-15	4-12	0-0	1-2-3	2	12	4	3	0	1	38									
Nicole Erickson	1-7	1-4	0-0	1-0-1	1	3	2	4	0	0	25									
Stephanie White	0-0	0-0	0-2	1-0-1	1	0	0	0	0	0	3									
Summer Erb	0-0	0-0	0-0	0-0-0	0	0	0	0	0	0	2									
Ukari Figgis	1-4	0-0	2-2	0-0-0	0	4	0	4	0	0	19									
Melina Griffin	1-5	0-0	0-0	2-1-3	2	2	0	0	2	0	17									
Michelle VanGorp	23-73	5-23	9-13	19-28-47	19	60	10	19	7	7	200									

SCORE BY PERIODS

	1	2	F
Notre Dame	33	40	73
Purdue	26	34	60

Officials: Harry Coffee, Joe Cunningham, Buddy Horton; Attendance: 7,053



Notre Dame's 73-60 victory over Purdue in 1996 marked the first NCAA Tournament win ever for the Irish.

Texas Tech 82 • Notre Dame 67 (Second Round)

March 17, 1996

Lubbock Municipal Coliseum (Lubbock, Texas)

	FG-A	3-pt	FT-A	REB	PF	TP	A	TO	BK	ST	Min
Notre Dame											
Beth Morgan	5-20	2-11	4-4	1-12	2	16	2	4	0	3	33
Carey Poor	1-3	0-0	0-0	1-23	1	2	1	2	0	0	14
Katryna Gailther	9-11	0-0	3-3	2-6	4	21	0	3	0	2	37
Mollie Perlick	2-6	0-3	0-0	1-34	1	4	5	4	1	3	29
Jeanine Augustin	0-3	0-1	0-0	0-0-0	3	0	5	2	0	4	27
Danielle Green	0-0	0-0	0-0	0-33	2	0	0	0	0	0	9
Sheila McMillen	5-8	3-5	0-0	0-0-0	3	13	3	1	0	2	22
Stacy Fields	0-0	0-0	0-0	0-0	0	0	1	1	0	0	4
Rosanne Bohman	2-6	0-0	1-2	1-0-1	5	5	1	1	0	0	17
Dianna Brandt	2-3	0-0	2-2	1-5-6	3	6	0	1	0	0	8
TOTALS	26-60	5-20	10-11	8-20-28	24	67	18	19	1	14	200

	FG-A	3-pt	FT-A	REB	PF	TP	A	TO	BK	ST	Min
Texas Tech											
Alicia Thompson	11-23	0-0	3-6	1-7-8	2	25	2	1	0	3	35
Melinda White	1-1	0-0	1-3	2-7-9	4	3	4	3	0	4	36
Michi Atkins	5-8	0-0	8-10	1-23	4	18	2	6	2	3	33
Julie Lake	4-10	2-3	6-6	4-2-6	1	16	6	1	1	2	35
Renee Hanebutt	5-9	2-5	4-4	0-0-0	0	16	2	5	0	0	23
Crystal Boles	0-1	0-0	0-0	0-0-0	0	0	0	0	1	0	11
Sandy Parker	0-0	0-0	4-4	2-3-5	0	4	5	2	0	1	22
Kim Sumrall	0-2	0-2	0-0	1-0-1	1	0	0	0	0	0	5
TOTALS	26-54	4-10	26-33	14-26-40	12	82	22	18	4	13	200

SCORE BY PERIODS

	1	2	F
Notre Dame	24	43	67
Texas Tech	32	50	82

Officials: Ralph South, Wesley Dean, Harry Coffee; Attendance: 7,105



1997 NCAA Tournament

Notre Dame 93 • Memphis 62 (First Round)

March 15, 1997

Frank Erwin Center (Austin, Texas)

	FG-A	3-pt	FT-A	REB	PF	TP	A	TO	BK	ST	Min
Memphis											
LaTonya Johnson	6-15	1-6	2-4	3-14	4	15	1	5	1	0	21
Tamika Whitmore	9-17	0-1	2-2	4-6-10	4	20	0	0	0	0	26
Heather Whitmore	1-5	0-1	3-4	0-4-4	2	5	1	1	0	2	24
Nicole Murry	2-4	0-0	0-0	2-2-4	3	4	2	4	0	2	24
Kitty Allen	1-15	0-7	3-5	2-3-5	3	5	2	3	1	1	29
Shanna Humphries	1-1	0-0	0-0	0-0-0	0	2	0	0	0	0	3
Regan Federic	2-6	0-0	0-0	0-4-4	4	4	2	5	0	3	25
Dwella Smith	0-0	0-0	0-0	0-0-0	0	0	0	0	0	0	3
Patoshia Jeffery	0-5	0-4	0-0	2-0-2	0	0	0	2	0	0	9
Heather Phillips	1-1	1-1	0-0	0-1-1	2	3	4	1	0	1	18
Niki Bolden	0-4	0-2	1-2	1-1-2	1	1	1	0	0	0	18
Missy Burkes	1-1	1-1	0-0	0-0-0	0	3	1	0	0	0	2
TOTALS	24-74	3-23	11-17	14-24-38	22	62	14	21	2	12	200

	FG-A	3-pt	FT-A	REB	PF	TP	A	TO	BK	ST	Min
Notre Dame											
Beth Morgan	5-13	1-4	4-6	1-4-5	0	15	2	2	1	2	29
Rosanne Bohman	5-8	0-0	2-5	3-6-9	2	12	3	3	0	1	26
Katryna Gailther	9-15	0-0	6-7	5-7-12	2	24	3	5	0	2	27
Mollie Perlick	4-7	1-3	2-2	1-6-7	3	11	6	3	2	0	29
Jeanine Augustin	4-7	0-1	4-4	0-2-2	0	12	6	7	0	6	33
Sheila McMillen	3-9	2-6	0-1	1-4-5	2	8	2	0	0	1	27
Christy Grady	0-1	0-0	0-0	0-0-0	2	0	0	0	0	0	3
Julie Henderson	4-4	0-0	1-2	2-2-4	4	0	2	1	0	1	18
Kari Hutchinson	1-2	0-1	0-0	0-2-2	0	2	1	0	1	0	8
TOTALS	35-66	4-15	19-27	13-38-51	15	93	25	21	4	13	200

SCORE BY PERIODS

	1	2	F
Memphis	22	40	62
Notre Dame	41	52	93

Officials: Sally Bell, Greg Small, Mike Castle; Attendance: 8,185

Notre Dame 86 • Texas 83 (Second Round)

March 17, 1997

Frank Erwin Center (Austin, Texas)

	FG-A	3-pt	FT-A	REB	PF	TP	A	TO	BK	ST	Min
Notre Dame											
Beth Morgan	6-16	3-6	14-18	2-4-6	2	29	5	4	0	2	36
Rosanne Bohman	8-8	0-0	0-0	3-2-5	2	16	0	0	0	0	31
Katryna Gailther	11-19	0-0	7-7	6-5-11	1	29	2	3	1	1	40
Mollie Perlick	0-2	0-2	2-2	0-4-4	3	2	8	1	0	0	31
Jeanine Augustin	1-1	0-0	0-0	0-1-1	4	2	2	3	0	2	21
Sheila McMillen	2-6	2-4	0-0	0-3-3	2	6	0	1	0	1	30
Julie Henderson	1-1	0-0	0-0	0-0-0	0	2	0	0	0	0	7
Kari Hutchinson	0-0	0-0	0-0	1-1-2	2	0	0	0	0	0	4
TOTALS	29-53	5-12	23-27	13-21-34	16	86	17	12	1	6	200

	FG-A	3-pt	FT-A	REB	PF	TP	A	TO	BK	ST	Min
Texas											
Amie Smith	7-12	0-0	0-0	2-3-5	2	14	1	2	0	2	35
Vanessa Wallace	4-9	0-1	3-6	0-2-2	4	11	13	4	0	0	26
Angela Jackson	3-5	0-0	0-0	1-0-1	4	6	0	0	1	0	17
Danielle Viglione	6-13	5-9	2-2	1-4-5	1	19	1	0	0	1	40
Amber Hasenmeyer	2-5	0-0	3-4	0-1-1	1	7	2	0	0	1	19
Angie Jo Ogletree	4-8	0-0	0-0	0-0-0	2	8	3	0	0	1	22
Edwina Brown	1-3	0-0	0-0	2-0-2	3	2	2	2	0	0	15
Kim Lummus	0-1	0-1	0-0	0-0-0	0	0	0	0	0	0	1
Carla Littleton	7-8	0-0	0-0	3-2-5	3	14	0	1	3	1	14
Jaime Bailey	0-1	0-0	2-2	1-3-4	0	2	0	0	0	1	11
TOTALS	34-65	5-11	10-14	17-25-20	20	83	22	9	4	7	200

SCORE BY PERIODS

	1	2	F
Notre Dame	42	44	86
Texas	40	43	83

Officials: Sally Bell, Art Bornengen, Greg Small; Attendance: 7,418

Notre Dame 87 • Alabama 71 (Regional Semifinal)

March 22, 1997

Frank McGuire Arena (Columbia, S.C.)

	FG-A	3-pt	FT-A	REB	PF	TP	A	TO	BK	ST	Min
Notre Dame											
Beth Morgan	13-22	6-10	4-4	0-13-13	1	36	2	5	0	0	36
Rosanne Bohman	3-5	0-0	0-2	1-4-5	3	6	2	5	1	1	33
Katryna Gailther	10-15	0-0	6-9	4-5-9	3	26	0	1	0	0	39
Mollie Perlick	0-2	0-0	5-6	1-3-4	3	5	11	2	0	1	28
Jeanine Augustin	3-6	0-0	0-2	0-3-3	4	6	1	6	0	1	27
Sheila McMillen	2-2	2-2	0-0	0-0-6	3	6	1	3	0	0	21
Christy Grady	0-0	0-0	0-0	0-0-0	0	0	0	0	0	0	1
Julie Henderson	0-0	0-0	0-0	0-1-1	1	0	0	0	0	1	7
Kari Hutchinson	1-2	0-0	0-0	0-1-1	1	2	1	0	0	0	8
TOTALS	32-54	8-12	15-23	7-40-47	19	87	18	23	1	4	200

	FG-A	3-pt	FT-A	REB	PF	TP	A	TO	BK	ST	Min
Alabama											
Shalonda Enis	9-18	5-8	3-3	1-9-10	3	26	2	1	0	0	33
Yolanda Watkins	1-8	0-0	3-4	2-5-7	4	5	0	1	0	0	24
Dominique Canty	7-16	0-1	5-8	5-2-7	4	19	3	4	0	3	35
Brittney Ezell	1-7	1-7	1-2	0-0-0	0	4	6	2	0	3	25
Leah Monteith	1-6	0-4	0-0	1-1-2	2	2	2	0	1	2	22
Latrich Jones	1-4	0-0	4-4	2-0-2	1	6	0	2	0	1	9
Tausha Mills	1-4	0-0	1-2	1-2-3	4	3	0	1	0	1	16
Pam Duncan	1-7	0-3	1-2	1-0-1	2	3	1	0	0	1	12
Jennifer Teeple	0-1	0-0	0-0	0-0-0	1	0	0	0	0	0	1
Rebecca Baragry	1-7	1-4	0-0	0-1-1	4	3	3	0	0	2	21
Khadia Holtzclaw	0-0	0-0	0-0	0-0-0	0	0	0	0	0	0	1
TOTALS	23-75	7-27	18-25	15-22-37	25	71	17	11	1	13	200

SCORE BY PERIODS

	1	2	F
Notre Dame	32	55	87
Alabama	41	30	71

Officials: Ray Boneli, Teresa Dahlem, John Palermo; Attendance: 4,011



Beth Morgan is interviewed by ESPN's Nancy Lieberman following her 36-point performance against eighth-ranked Alabama in the 1997 NCAA East Regional semifinals in Columbia, S.C.

Notre Dame 62 • George Washington 52 (Regional Final)

March 24, 1997

Frank McGuire Arena (Columbia, S.C.)

	FG-A	3-pt FG-A	FT-A	REB	PF	TP	A	TO	BK	ST	Min
Beth Morgan	5-10	1-4	4-5	0-6-6	1	15	0	3	0	4	36
Rosanne Bohman	3-8	0-0	2-3	2-4-6	3	8	4	6	1	1	31
Katlyna Gaither	10-18	0-0	5-8	6-10-16	2	25	1	2	0	0	36
Mollie Peirick	0-4	0-1	0-0	3-6-9	4	0	5	1	2	1	25
Jeannine Augustin	2-4	1-1	2-3	1-5-6	2	7	3	7	0	2	30
Sheila McMillen	3-7	1-3	0-0	0-4-4	0	7	2	4	0	0	28
Julie Henderson	0-3	0-0	0-0	0-2-2	3	0	0	1	0	0	8
Kari Hutchinson	0-1	0-0	0-0	1-0-1	0	0	0	0	0	0	6
TOTALS	23-55	3-9	13-19	14-39-53	15	62	15	24	3	8	200

	FG-A	3-pt FG-A	FT-A	REB	PF	TP	A	TO	BK	ST	Min
Lisa Cernigliano	3-13	3-11	0-0	2-3-5	2	9	4	0	0	1	38
Noelia Gomez	7-13	0-0	1-2	2-4-6	5	15	2	4	0	1	34
Tajana Abraham	7-19	0-0	1-3	3-9-12	4	15	0	0	6	2	36
Chastity Myers	2-7	0-1	0-0	1-1-2	5	4	4	1	0	2	23
Colleen McCrea	1-7	0-1	0-3	0-1-1	1	2	7	5	0	5	35
Mario Eggleston	2-11	2-9	0-0	2-1-3	1	6	1	1	0	0	25
Tami McGlynn	0-0	0-0	1-2	1-0-1	1	1	0	0	0	0	2
Khadja Deas	0-0	0-0	0-0	0-0-0	0	0	0	1	0	1	7
TOTALS	22-70	5-22	3-10	12-22-34	19	52	18	13	6	12	200

SCORE BY PERIODS

	1	2	F
Notre Dame	32	30	62
George Washington	25	27	52

Officials: Dennis DeMayo, Melissa Barlow, Frank Geiselman; Attendance: 2,678

Tennessee 80 • Notre Dame 66 (National Semifinal)

March 28, 1997

Riverfront Coliseum (Cincinnati, Ohio)

	FG-A	3-pt FG-A	FT-A	REB	PF	TP	A	TO	BK	ST	Min
Beth Morgan	6-21	4-8	2-4	1-2-3	3	18	2	3	0	4	35
Rosanne Bohman	2-4	0-0	2-2	2-2-4	2	6	3	3	0	0	36
Katlyna Gaither	10-15	0-0	8-8	4-9-13	4	28	1	4	0	0	37
Mollie Peirick	3-8	1-4	0-0	1-4-5	3	7	4	7	1	2	34
Jeannine Augustin	1-3	0-0	0-0	0-1-1	3	2	4	5	0	2	25
Sheila McMillen	1-5	1-4	0-0	0-0-0	3	3	0	0	0	0	26
Julie Henderson	1-1	0-0	0-0	1-1-2	0	2	0	1	0	0	5
Kari Hutchinson	0-0	0-0	0-0	0-0-0	0	0	1	0	0	0	2
TOTALS	24-57	6-16	12-14	11-23-34	18	66	15	23	1	8	200

	FG-A	3-pt FG-A	FT-A	REB	PF	TP	A	TO	BK	ST	Min
Chamique Holdclaw	13-25	0-1	5-6	2-3-5	2	31	3	2	2	4	36
Abby Conklin	4-5	3-4	0-0	1-2-3	3	11	0	0	0	0	17
Pashen Thompson	3-4	0-0	0-1	6-3-9	3	6	0	1	0	1	36
Kyra Elzy	4-10	0-0	6-8	2-7-9	2	14	1	2	0	5	26
Kellie Jolly	1-10	0-2	4-4	0-4-4	1	6	9	2	0	2	36
Niya Butts	1-3	0-0	0-0	1-0-1	2	2	0	1	0	0	5
Tiffani Johnson	3-7	0-0	0-2	3-4-7	3	6	0	1	1	2	28
Misty Green	1-7	1-4	0-0	2-0-2	0	3	0	1	0	0	10
Byneea Laxton	0-0	0-0	0-0	1-0-1	0	0	0	2	0	1	5
LaShonda Stephens	0-0	0-0	1-2	1-0-1	0	1	0	0	0	0	1
TOTALS	30-71	4-11	16-23	20-23-43	17	80	13	12	3	15	200

SCORE BY PERIODS

	1	2	F
Notre Dame	28	38	66
Tennessee	29	51	80

Officials: John Morningstar, Scott Yarbrough, Judy Schneider; Attendance: 16,714



1998 NCAA Tournament

Notre Dame 78 • SMS 64 (First Round)

March 13, 1998

Lubbock Municipal Coliseum (Lubbock, Texas)

	FG-A	3-pt FG-A	FT-A	REB	PF	TP	A	TO	BK	ST	Min
Mollie Peirick	3-7	1-3	5-6	1-2-3	4	12	9	7	1	1	33
Kelley Siemon	5-8	0-0	2-4	3-6-6	2	12	1	4	0	3	26
Ruth Riley	10-16	0-0	1-1	4-5-9	4	21	0	2	4	2	24
Sheila McMillen	4-14	3-6	2-2	0-2-2	1	13	0	1	0	2	32
Niele Ivey	3-4	0-0	3-4	0-3-3	3	9	3	5	0	7	28
Danielle Green	3-6	0-0	1-4	1-1-2	2	7	2	2	0	2	23
Julie Henderson	0-0	0-0	0-0	0-0-0	0	0	0	0	0	0	1
Mary Leffers	0-0	0-0	0-0	0-0-0	0	0	0	0	0	0	1
Diana Braendly	2-3	0-0	0-0	2-3-5	1	4	0	2	2	2	14
Imani Dunbar	0-0	0-0	0-0	0-0-0	0	0	0	0	0	0	1
Kari Hutchinson	0-0	0-0	0-0	0-2-2	2	0	1	1	1	1	17
TOTALS	30-58	4-9	14-21	12-23-35	19	78	16	25	8	20	200

	FG-A	3-pt FG-A	FT-A	REB	PF	TP	A	TO	BK	ST	Min
Sarah Singer	1-2	0-1	4-4	1-3-4	1	6	4	2	0	3	31
Lisa Davies	4-9	0-0	6-6	3-5-8	5	14	0	2	0	3	24
Roshonda Reed	6-14	0-0	1-2	2-3-5	1	13	2	4	0	2	35
Jackie Stiles	5-8	1-1	4-6	1-2-3	5	15	3	8	0	2	34
Yen Quach	0-2	0-1	0-0	0-1-1	1	0	1	1	0	1	11
Kimberly McDowell	0-3	0-0	0-0	2-1-3	2	0	0	2	3	1	18
Shannon Gage	0-0	0-0	0-0	0-0-0	0	0	0	0	0	0	7
Jamie Bartlett	4-12	4-10	2-2	0-2-2	1	14	2	1	0	0	24
Melody Campbell	0-0	0-0	0-0	0-1-1	3	0	1	3	0	0	4
Kenya Tuttle	0-0	0-0	0-0	0-0-0	0	0	0	0	0	0	1
Carly Deer	1-2	0-0	0-0	0-1-1	1	2	0	1	0	1	8
Rachel Johnson	0-1	0-0	0-0	0-0-0	0	0	0	1	0	0	3
TOTALS	21-53	5-13	17-21	11-20-31	20	64	13	25	3	13	200

SCORE BY PERIODS

	1	2	F
Notre Dame	38	40	78
Southwest Missouri State	25	39	64

Officials: Lawson Newton, Carla Fujimoto, Brian Mikkelson; Attendance: 8,174

Notre Dame 74 • Texas Tech 59
(Second Round)March 15, 1998
Lubbock Municipal Coliseum (Lubbock, Texas)

3-pt												
Notre Dame	FG-A	FG-A	FT-A	REB	PF	TP	A	TO	BK	ST	Min	
Niele Ivey	3-5	1-1	0-0	1-34	2	7	4	4	0	5	31	
Kelley Siemon	4-7	0-0	2-2	0-7-7	5	10	1	6	0	0	23	
Ruth Riley	9-12	0-0	5-5	0-3-3	1	23	0	1	1	1	21	
Mollie Peirick	1-6	0-4	0-0	1-5-6	2	2	11	6	0	1	34	
Sheila McMillen	4-7	1-4	4-5	0-3-3	1	13	2	2	0	0	31	
Danielle Green	3-8	0-0	0-0	1-1-2	1	6	0	1	0	4	24	
Julie Henderson	1-5	0-0	2-2	1-0-1	3	4	1	0	0	1	14	
Diana Braendly	3-5	0-0	3-5	1-6-7	4	9	1	1	3	1	18	
Imani Dunbar	0-1	0-1	0-0	0-0-0	0	0	0	0	0	0	1	
Kari Hutchinson	0-0	0-0	0-0	0-0-0	0	0	0	0	0	0	1	
Meaghan Leahy	0-0	0-0	0-0	0-1-1	0	0	0	0	0	0	2	
TOTALS	28-56	2-10	16-19	5-29-34	19	74	20	21	4	14	200	

3-pt												
Texas Tech	FG-A	FG-A	FT-A	REB	PF	TP	A	TO	BK	ST	Min	
Rene Handbutt	1-8	0-7	2-2	3-1-4	2	4	4	3	0	5	36	
Alicia Thompson	7-20	0-0	3-6	4-5-9	4	17	0	0	0	0	35	
Angie Brazziel	3-8	0-0	5-6	4-4-8	4	11	1	2	1	2	21	
Melinda Schmucker	1-4	1-4	0-0	0-1-1	0	3	5	1	0	1	30	
Julie Lake	4-14	2-5	2-2	2-1-3	0	12	2	7	0	0	38	
Kathrisa O'Neal	1-3	0-1	1-2	0-1-1	3	3	4	3	0	1	12	
Cara Gibbs	4-5	0-0	1-2	3-4-7	0	9	1	4	0	1	19	
Keitha Dickerson	0-1	0-0	0-2	0-2-2	2	0	0	0	0	0	9	
TOTALS	21-63	3-17	14-22	16-20-36	15	59	17	21	1	10	200	

SCORE BY PERIODS

	1	2	F
Notre Dame	26	48	74
Texas Tech	29	30	59

Officials: Eric Larson, Carla Fujimoto, Anita Miles; Attendance: 8,174

Purdue 70 • Notre Dame 65
(Regional Semifinal)March 21, 1998
Lubbock Municipal Coliseum (Lubbock, Texas)

3-pt												
Notre Dame	FG-A	FG-A	FT-A	REB	PF	TP	A	TO	B	ST	Min	
Niele Ivey	4-6	1-3	3-4	2-2-4	4	12	3	1	0	2	31	
Kelley Siemon	2-8	0-0	0-2	4-9-13	2	4	1	3	0	1	33	
Ruth Riley	4-6	0-0	2-2	3-2-5	5	10	1	4	4	0	17	
Mollie Peirick	2-12	1-5	0-0	0-3-3	3	5	8	5	2	3	35	
Sheila McMillen	7-13	6-10	2-2	1-3-4	3	22	2	0	0	2	37	
Danielle Green	3-5	0-0	2-3	0-2-2	2	8	1	4	0	0	17	
Julie Henderson	0-0	0-0	0-0	1-1-2	0	0	0	2	1	0	9	
Diana Braendly	1-6	0-0	0-0	1-2-3	4	2	1	1	1	0	11	
Kari Hutchinson	1-1	0-0	0-0	0-2-2	2	2	0	1	0	0	10	
TOTALS	24-57	8-18	9-13	13-29-42	23	65	17	22	8	8	200	

3-pt												
Purdue	FG-A	FG-A	FT-A	REB	PF	TP	A	TO	BK	ST	Min	
Stephanie White	7-16	2-4	6-7	4-5-9	3	22	6	3	0	6	40	
Michelle Dunant	0-0	0-0	1-4	1-2-3	3	1	0	0	0	0	25	
Mackenzie Curless	2-6	0-0	0-0	0-3-3	0	4	0	1	0	0	24	
Ukari Figgis	5-10	1-5	4-6	0-4-4	2	15	4	3	0	2	39	
Tiffany Young	4-11	2-4	1-3	1-1-2	0	11	1	0	1	0	26	
Candi Crawford	0-0	0-0	0-0	0-0-0	0	0	0	0	0	0	3	
Katie Douglas	0-3	0-0	3-4	2-1-3	2	3	3	3	0	1	15	
Rachel Johnson	0-1	0-0	0-0	0-0-0	0	0	0	1	0	0	3	
TOTALS	23-55	5-13	19-35	12-22-34	10	74	14	12	2	11	200	

SCORE BY PERIODS

	1	2	F
Notre Dame	42	23	65
Purdue	30	40	70

Officials: Mary Whafford, Kim Balque, Charles Gonzalez; Attendance: 7,823

**1999 NCAA Tournament****Notre Dame 61 • Saint Mary's (Calif.) 57**
(First Round)March 13, 1999
Pete Maravich Assembly Center
(Baton Rouge, La.)

3-pt												
Saint Mary's	FG-A	FG-A	FT-A	REB	PF	TP	A	TO	B	ST	Min	
Stacey Berg	3-3	2-2	0-0	2-3-5	5	8	0	2	1	2	27	
Jermisha Dosty	4-10	0-0	0-5	1-3-4	0	8	1	4	0	3	28	
Tracey Morris	6-15	0-2	3-4	4-2-6	2	15	3	1	0	0	34	
J.R. Payne	3-8	0-1	2-2	0-2-2	5	8	5	2	0	2	32	
Leslie Quintal	1-6	1-6	0-0	0-2-2	1	3	0	5	0	0	29	
Brianne Jolley	1-3	0-1	0-0	0-0-0	3	2	1	1	0	0	15	
Erin Abraham	1-3	0-0	0-0	0-2-2	4	2	0	0	0	1	7	
Mary Volmer	0-0	0-0	0-1	0-0-0	0	0	0	0	0	0	1	
Hilary Parker	0-0	0-0	0-0	0-0-0	0	0	1	0	0	0	3	
Jermisha Dosty	4-9	0-0	3-3	3-3-6	3	0	4	0	0	3	11	
TOTALS	23-57	3-12	8-15	12-24-36	22	57	11	19	1	8	200	

3-pt												
Notre Dame	FG-A	FG-A	FT-A	REB	PF	TP	A	TO	BK	ST	Min	
Sheila McMillen	5-13	3-9	2-2	2-3-5	0	15	0	3	0	0	39	
Kelley Siemon	1-3	0-0	7-9	2-2-4	3	9	0	0	0	0	25	
Ruth Riley	5-6	0-0	6-9	2-5-7	4	16	1	3	1	1	29	
Sherisha Hills	1-7	1-4	2-2	0-2-2	1	5	7	4	0	3	38	
Danielle Green	3-11	0-0	6-8	2-3-5	3	12	0	3	0	3	29	
Erica Haney	2-3	0-0	0-0	0-4-4	0	4	0	3	9	9	16	
Julie Henderson	0-2	0-0	0-0	0-2-2	3	0	0	2	0	0	16	
Diana Braendly	0-1	0-0	0-0	0-0-0	1	0	0	0	0	0	1	
Imani Dunbar	0-1	0-0	0-0	1-1-2	2	0	0	0	0	1	7	
TOTALS	21-53	5-13	17-21	11-20-31	20	61	13	25	3	13	200	

SCORE BY PERIODS

	1	2	F
Saint Mary's	18	29	57
Notre Dame	27	34	61

Officials: Richard Moreno, Bryan Enterline, Paula Rodriguez; Attendance: 2,746



Notre Dame's second-round upset of top-seeded Texas Tech in Lubbock, Texas, in 1998 produced an exhilarating moment for Irish players.

NCAA Tournament History

LSU 74 • Notre Dame 64 (Second Round)

March 15, 1999

Pete Maravich Assembly Center (Baton Rouge, La.)

	3-pt																			
Notre Dame	FG-A	FG-A	FT-A	REB	PF	TP	A	TO	B	ST	Min									
Sheila Miller	3-8	3-8	0-0	0-4	4	9	0	3	1	1	40									
Kelley Siemon	4-6	0-0	2-4	1-4	5	10	1	2	0	0	28									
Ruth Riley	8-10	0-0	4-5	1-9	10	3	20	4	7	3	2	36								
Sherrisa Hills	0-3	0-2	1-2	0-1	2	1	6	8	0	3	33									
Danielle Green	9-15	0-1	1-2	0-3	2	19	2	3	0	0	38									
Erica Haney	2-5	0-0	1-2	2-4	2	5	0	1	0	2	20									
Julie Henderson	0-0	0-0	0-0	0-0	0	0	0	0	0	0	4									
Imani Dunbar	0-0	0-0	0-0	0-0	1	0	0	0	0	0	1									
TOTALS	26-47	3-11	9-15	4-30-34	19	64	13	27	4	8	200									

	3-pt																			
LSU	FG-A	FG-A	FT-A	REB	PF	TP	A	TO	BK	ST	Min									
April Brown	3-10	2-3	4-4	2-2	0	12	2	1	0	0	39									
Katrina Hibbert	6-13	1-3	2-3	1-4	3	15	3	3	0	3	27									
Dafina White	1-2	0-0	4-6	1-2	5	6	0	2	1	0	16									
Marie Ferdinand	4-13	0-0	3-4	1-3	2	11	2	4	0	2	40									
Latasha Dorsey	7-12	5-7	5-6	2-4	2	24	3	3	0	5	40									
Kisha James	0-4	0-2	0-0	0-1	2	0	5	2	0	1	17									
Ashley Barksdale	0-1	0-0	0-0	0-0	0	0	1	1	0	0	5									
Rachel Johnson	2-2	0-0	2-2	0-1	2	0	0	1	0	0	16									
TOTALS	23-57	8-15	20-25	8-19-27	16	74	16	16	1	13	200									

SCORE BY PERIODS

	1	2	F
Notre Dame	32	32	64
LSU	38	36	74

Officials: James Balque, James Marino, Bryan Entlerline; Attendance: 2,890



2000 NCAA Tournament

Notre Dame 87 • San Diego 61 (First Round)

March 17, 2000

Joyce Center (Notre Dame, Ind.)

	3-pt																			
San Diego	FG-A	FG-A	FT-A	REB	PF	TP	A	TO	B	ST	Min									
Kerri Nakamoto	1-7	1-7	0-0	0-1	0	3	3	1	0	2	32									
Maria Perez-Barrios	4-7	2-3	6-6	1-1	5	16	0	1	0	1	23									
Jessica Gray	2-8	0-0	4-6	1-3	5	8	1	2	0	2	26									
Melissa Glazebrook	2-6	1-3	1-3	0-2	3	6	4	5	0	0	33									
Susie Erpelding	7-11	3-6	2-2	1-2	2	19	3	5	0	2	31									
Andrea Burns	0-0	0-0	0-0	1-0	1	0	0	1	0	0	2									
Marie Plocher	0-0	0-0	0-0	0-0	0	0	0	2	0	0	2									
Janeene Arendsen	0-1	0-0	0-0	0-0	1	0	1	0	0	0	3									
Robyn Fortney	1-3	1-2	2-2	1-1	2	5	0	1	0	0	18									
Ernie Lucia	0-1	0-0	0-0	0-0	2	0	0	1	0	0	3									
Jamie Malich	2-3	0-0	0-0	0-0	2	4	0	3	1	0	18									
Jen Wedo	0-0	0-0	0-0	0-0	0	0	0	0	0	0	1									
Erin Espenson	0-2	0-0	0-0	0-1	1	0	0	0	0	0	8									
TOTALS	19-49	8-21	15-19	7-12-19	25	61	12	22	2	7	200									

	3-pt																			
Notre Dame	FG-A	FG-A	FT-A	REB	PF	TP	A	TO	BK	ST	Min									
Alicia Ratay	0-1	0-0	4-4	1-2	2	4	0	0	0	0	25									
Julie Henderson	3-6	0-0	2-2	1-3	3	8	4	3	3	3	21									
Ruth Riley	7-8	0-0	4-4	1-4	5	14	2	3	3	0	21									
Danielle Green	4-6	0-0	4-4	1-2	1	12	5	2	0	1	26									
Niele Ivey	4-10	3-5	3-4	0-1	1	14	3	4	0	3	27									
Erica Haney	2-4	0-0	3-4	1-2	3	7	1	2	0	3	21									
Karen Swanson	1-1	0-0	1-1	0-0	0	3	0	1	0	0	3									
Monique Hernandez	2-2	0-0	1-2	0-0	0	5	0	2	0	2	7									
Amanda Barksdale	0-1	0-0	2-2	0-1	1	2	0	0	1	0	7									
Imani Dunbar	0-0	0-0	3-6	0-1	1	3	0	2	0	1	5									
Meaghan Leahy	0-0	0-0	2-2	0-1	1	2	3	2	0	0	2									
Kelley Siemon	5-5	0-0	3-5	2-4	2	13	2	0	0	0	5									
TOTALS	28-44	3-5	28-36	8-24	17	87	20	21	4	14	200									

SCORE BY PERIODS

	1	2	F
San Diego	31	30	61
Notre Dame	42	45	87

Officials: Joe Cunningham, Terri Maddock, Dee Marrera; Attendance: 5,195

Notre Dame 95 • George Washington 60 (Second Round)

March 19, 2000

Joyce Center (Notre Dame, Ind.)

	3-pt																			
George Washington	FG-A	FG-A	FT-A	REB	PF	TP	A	TO	B	ST	Min									
Erica Lawrence	0-5	0-0	0-0	1-2	2	0	0	2	0	2	14									
Star Jefferson	1-3	0-0	1-2	1-0	1	3	0	2	0	0	14									
Petra Dubovcova	0-9	0-2	8-12	1-7	3	8	1	2	0	3	28									
Marla Eggleston	4-8	3-6	2-3	0-0	5	13	2	1	0	2	25									
Elisa Aguilar	6-11	3-4	0-0	2-1	3	15	1	2	0	2	29									
Cathy Joens	1-5	0-3	2-2	2-1	2	4	0	2	0	1	16									
Kristeen Alexander	1-7	0-4	6-9	1-1	2	8	3	3	0	4	24									
Katarina Baskova	1-2	0-1	0-0	1-0	1	2	0	0	0	0	5									
Lindsey Davidson	1-2	1-2	0-1	0-2	4	3	5	3	0	1	19									
Corrin Reid	2-5	0-0	0-0	0-0	2	4	0	0	0	1	15									
Leslie Carlson	0-3	0-0	0-0	0-0	1	0	0	0	0	1	11									
TOTALS	17-60	7-22	19-29	12-16-28	30	60	12	19	0	17	200									

	3-pt																			
Notre Dame	FG-A	FG-A	FT-A	REB	PF	TP	A	TO	B	ST	Min									
Alicia Ratay	3-7	3-6	2-2	0-4	4	11	4	1	0	1	32									
Julie Henderson	6-9	0-0	2-5	6-4	10	4	14	3	5	1	29									
Ruth Riley	4-8	0-0	6-8	2-7	9	14	0	2	0	1	17									
Danielle Green	4-7	0-0	8-10	3-4	7	16	2	7	0	0	29									
Niele Ivey	5-8	3-6	10-12	0-2	2	23	1	3	0	5	35									
Erica Haney	2-3	0-0	0-0	1-3	2	4	0	1	0	0	15									
Karen Swanson	1-1	0-0	0-0	0-0	0	2	0	0	0	0	2									
Monique Hernandez	0-2	0-0	0-0	0-0	1	0	0	2	0	1	10									
Amanda Barksdale	1-2	0-0	0-0	0-1	0	2	0	0	0	0	3									
Imani Dunbar	0-0	0-0	2-2	0-0	0	2	1	0	0	0	4									
Meaghan Leahy	1-1	0-0	0-0	2-1	3	2	0	0	0	0	4									
Kelley Siemon	1-6	0-0	3-6	4-10	14	4	5	5	4	0	2	20								
TOTALS	28-54	6-12	33-45	18-36	54	95	16	25	1	11	200									

SCORE BY PERIODS

	1	2	F
George Washington	25	35	60
Notre Dame	43	52	95

Officials: Joe Cunningham, Teresa Dahlem, Terri Maddock; Attendance: 5,521

Texas Tech 69 • Notre Dame 65 (Regional Semifinal)

March 25, 2000

The Pyramid (Memphis, Tenn.)

	3-pt											
Texas Tech	FG-A	FG-A	FT-A	REB	PF	TP	A	TO	BK	ST	Min	
Aleah Johnson	7-13	0-0	4-7	4-4-8	2	18	2	3	0	0	30	
Keitha Dickinson	5-9	0-1	2-3	1-4-5	4	12	3	6	1	3	30	
Plenette Pierson	4-12	0-0	5-6	4-5-9	4	13	0	5	2	0	25	
Katrina O'Neal	3-13	0-0	2-4	4-0-3	2	8	4	2	0	0	39	
Melinda Pharies	4-10	2-6	1-1	0-3-3	4	11	7	3	0	2	40	
Amber Tarr	1-4	1-3	0-0	1-2-3	3	3	1	1	0	0	21	
Tanisha Ellison	2-3	0-0	0-0	0-2-2	2	4	1	1	0	0	15	
TOTALS	26-64	3-10	14-21	16-20-36	21	69	18	21	3	5	200	



Julie Henderson notched her second double-double of the 2000 season with 14 points and 10 rebounds in Notre Dame's 95-60 NCAA Tournament second-round win over George Washington.



2001 NCAA Tournament

Notre Dame 98 • Alcorn State 49 (First Round)

March 17, 2001

Joyce Center (Notre Dame, Ind.)

	FG-A	3-pt FG-A	FT-A	REB	PF	TP	A	TO	B	ST	Min
Alcorn State											
Queriston Haynes	0-6	0-4	4-6	3-14	1	4	4	0	1	22	
Aja Wellington	2-5	0-1	0-0	2-24	4	4	0	2	0	22	
Cherea Wood	4-24	0-6	1-3	4-37	5	9	1	1	0	5	37
Daisha Reed	3-10	3-10	0-0	1-12	4	9	0	1	0	0	30
Kamriza Turk	0-1	0-1	2-2	0-11	2	2	2	0	0	0	18
Kealira Levy	0-1	0-1	0-0	0-0-0	0	0	1	1	0	0	5
Taresha Coleman	5-12	5-11	0-0	0-0-0	3	15	2	0	0	0	23
Tosin Fadeyi	0-3	0-1	2-2	2-24	1	2	1	0	0	0	18
Monisa McGee	1-9	1-6	1-2	5-16	3	4	1	2	0	0	22
Uri Honeysucker	0-0	0-0	0-0	0-11	1	0	0	3	0	0	3
Team				23-55				2			
TOTALS	15-71	9-41	10-15	19-15-34	24	49	12	13	0	6	200
Notre Dame											
Ericka Haney	7-13	0-0	0-2	4-2-6	1	14	1	0	0	0	23
Kelley Siemon	6-10	0-0	1-2	2-7-9	1	13	1	3	0	0	28
Ruth Riley	6-6	0-0	4-4	2-5-7	1	16	0	3	2	0	20
Alicia Ratay	4-6	3-4	2-2	2-1-3	1	13	2	2	0	1	24
Niele Ivey	2-8	1-4	4-4	1-4-5	1	9	8	1	0	2	25
Le'Tania Severe	2-3	0-0	0-1	2-24	1	4	1	1	1	0	16
Jeneka Joyce	2-7	1-3	0-0	0-1-1	0	5	3	1	0	0	18
Karen Swanson	1-1	0-0	2-2	0-0-0	1	4	0	0	0	0	4
Monique Hernandez	2-4	0-0	0-1	1-2-3	1	4	3	1	0	0	9
Amanda Barksdale	3-6	0-0	4-6	4-7-11	2	10	0	0	5	0	19
Imani Dunbar	1-1	0-0	2-4	0-0-0	1	4	1	0	0	1	5
Meaghan Leahy	0-1	0-0	2-2	0-5-5	0	2	2	0	0	1	9
Team				35-82							
TOTALS	36-66	5-11	21-30	21-41-62	11	98	22	12	8	5	200

SCORE BY PERIODS

	1	2	F
Alcorn State	23	26	49
Notre Dame	47	51	98

Officials: Wesley Dean, Sue Kennedy, Anita Myles; Attendance: 8,553

Notre Dame 88 • Michigan 54 (Second Round)

March 19, 2001

Joyce Center (Notre Dame, Ind.)

	FG-A	3-pt FG-A	FT-A	REB	PF	TP	A	TO	B	ST	Min
Michigan											
Raina Goodlow	8-15	0-0	0-0	2-24	5	16	0	0	1	1	36
Stephanie Gandy	5-8	0-1	0-0	1-2-3	2	10	1	2	0	0	25
LeeAnn Bies	0-6	0-0	1-2	2-24	2	1	1	0	0	1	21
Anne Thorius	2-9	1-6	0-0	1-6-7	3	5	6	7	1	3	38
Alayne Ingram	3-18	0-4	3-4	1-2-3	1	9	2	0	1	2	34
Susana Jara	0-0	0-0	0-0	0-1-1	0	0	1	0	0	1	3
Michaela Leary	1-2	1-2	0-0	0-0-0	0	3	1	0	0	0	4
Infini Robinson	0-3	0-3	0-0	0-1-1	0	0	0	0	0	0	8
Katie Dykhous	0-1	0-0	0-0	0-0-0	0	0	0	0	0	0	4
Jennifer Smith	4-8	0-0	2-4	4-8-12	2	10	0	2	0	0	27
Team				21-3							
TOTALS	23-70	2-16	6-10	13-25-38	15	54	12	11	3	8	200

	FG-A	3-pt FG-A	FT-A	REB	PF	TP	A	TO	B	ST	Min
Notre Dame											
Ericka Haney	1-5	0-0	0-0	2-24	0	2	1	1	1	0	14
Kelley Siemon	8-15	0-0	0-1	1-5-6	2	16	5	1	0	1	32
Ruth Riley	8-11	0-0	5-5	1-6-7	2	21	1	3	1	0	26
Alicia Ratay	3-7	3-6	2-2	0-8-8	0	11	1	0	0	0	30
Niele Ivey	3-8	1-3	1-1	0-4-4	3	8	8	3	0	3	27
Le'Tania Severe	0-1	0-0	2-2	0-1-1	0	2	0	0	0	1	13
Jeneka Joyce	5-9	4-8	0-0	0-1-1	0	14	2	1	1	0	22
Karen Swanson	1-2	0-1	0-0	0-0-0	1	2	0	0	0	0	3
Monique Hernandez	1-1	0-0	1-2	0-1-1	0	3	1	1	0	0	10
Amanda Barksdale	2-3	0-0	1-1	4-3-7	1	5	2	2	2	0	15
Imani Dunbar	1-2	0-0	0-0	0-0-0	1	2	0	0	0	0	4
Meaghan Leahy	1-2	0-0	0-1	1-1-2	0	2	0	2	0	0	4
Team				14-5							
TOTALS	34-66	8-18	12-15	10-36-46	10	88	21	14	5	5	200

SCORE BY PERIODS

	1	2	F
Michigan	28	26	54
Notre Dame	44	44	88

Officials: Wesley Dean, Rick Morris, Sue Kennedy; Attendance: 9,997

Notre Dame 69 • Utah 54 (Regional Semifinal)

March 24, 2001

Pepsi Center (Denver, Colo.)

	FG-A	3-pt FG-A	FT-A	REB	PF	TP	A	TO	B	ST	Min
Utah											
Kristina Anderson	4-10	1-3	0-0	3-5-8	2	9	1	1	1	1	36
Amy Ewart	2-2	0-0	4-4	0-1-1	4	8	2	3	0	3	33
Lauren Beckman	2-9	0-0	0-0	2-24	3	4	0	1	1	0	28
Kelsy Stireman	1-2	0-1	0-0	0-1-1	0	2	3	0	0	0	15
Lindsay Herbert	2-9	0-5	0-0	0-4-4	4	4	0	1	0	1	28
Erin Gibbons	3-10	2-7	6-6	0-5-5	1	14	3	0	0	1	25
Katherine McCall	2-3	0-0	2-2	1-1-2	5	6	1	1	0	0	12
Whitney Sutak	0-1	0-1	0-0	0-0-0	0	1	0	0	0	0	2
Lori Red-Castagnetto	3-7	1-2	0-0	0-1-1	0	7	0	2	0	0	21
Team				11-2							
TOTALS	19-53	4-19	12-12	7-21-28	19	54	11	9	2	6	200

	FG-A	3-pt FG-A	FT-A	REB	PF	TP	A	TO	B	ST	Min
Notre Dame											
Ericka Haney	5-7	0-0	0-2	5-3-8	3	10	0	3	1	0	29
Kelley Siemon	3-6	0-0	0-1	1-5-6	2	6	3	2	0	1	31
Ruth Riley	8-12	0-0	8-9	6-8-14	0	24	6	5	1	0	38
Alicia Ratay	4-9	3-6	0-0	1-8-9	1	11	2	1	1	1	34
Niele Ivey	5-13	3-6	2-2	0-2-2	1	15	6	0	0	2	37
Le'Tania Severe	0-0	0-0	0-0	0-0-0	1	0	0	0	0	0	1
Jeneka Joyce	0-4	0-3	0-0	0-1-1	1	0	1	0	0	0	16
Karen Swanson	0-0	0-0	0-0	0-0-0	0	0	0	0	0	0	1
Monique Hernandez	1-2	0-0	1-4	1-0-1	3	3	0	1	0	0	10
Amanda Barksdale	0-1	0-0	0-0	0-0-0	1	0	0	0	0	0	1
Imani Dunbar	0-1	0-0	0-0	0-0-0	0	0	0	0	0	0	1
Meaghan Leahy	0-0	0-0	0-0	0-0-0	0	0	0	0	0	0	1
Team				0-0-0							
TOTALS	26-55	6-15	11-18	14-27-41	13	69	18	12	3	4	200

SCORE BY PERIODS

	1	2	F
Utah	25	29	54
Notre Dame	32	37	69

Officials: Scott Yarbrough, Dennis DelMayo, Carla Fujimoto; Attendance: 8,936

NCAA Tournament History

Notre Dame 72 • Vanderbilt 64 (Regional Final)

March 26, 2001

Pepsi Center (Denver, Colo.)

	FG-A	3-pt FG-A	FT-A	REB	PF	TP	A	TO	B	ST	Min
Vanderbilt	12-19	0-1	3-4	6-6-12	4	27	2	2	1	2	40
Juzanni Klimesova	1-5	1-1	0-0	3-4-7	0	3	2	1	0	1	37
Jenni Benningfield	6-11	0-0	2-3	1-3-4	5	14	1	3	0	1	24
Chantelle Anderson	3-11	2-8	4-4	0-2-2	2	12	7	1	0	1	40
Ashley McElhiney	3-10	2-5	0-0	2-4-6	2	8	6	2	0	0	35
Jillian Danker	0-0	0-0	0-0	0-0-0	0	0	2	1	0	0	10
Julie Colli	0-4	0-4	0-0	1-0-1	0	0	0	1	0	0	14
Hillary Hager				2-1-3				2			
Team											
TOTALS	25-60	5-19	9-11	15-20-35	13	64	20	13	1	5	200

	FG-A	3-pt FG-A	FT-A	REB	PF	TP	A	TO	B	ST	Min
Notre Dame	24	0-0	0-0	3-3-6	3	4	0	0	0	0	34
Ericka Haney	8-11	0-0	0-1	1-6-7	3	16	5	3	0	1	39
Kelley Siemon	11-21	0-0	10-12	4-2-6	2	32	0	1	3	1	34
Ruth Riley	7-11	3-4	0-0	0-5-5	0	17	1	1	0	1	38
Alicia Ratay	1-3	1-1	0-3	0-2-2	2	3	9	4	0	2	38
Niele Ivey	0-1	0-1	0-0	0-0-0	0	0	0	1	0	0	8
Jeneka Joyce	0-1	0-0	0-0	0-0-0	0	0	0	0	0	0	3
Monique Hernandez	0-0	0-0	0-0	0-1-1	2	0	0	0	1	0	6
Amanda Barksdale	0-0	0-0	0-0	0-2-2							
Team											
TOTALS	29-52	4-6	10-16	8-21-29	12	72	15	10	4	5	200

SCORE BY PERIODS

Vanderbilt	40	2	64
Notre Dame	40	32	72

Officials: Dennis DeMayo, Angie Lewis, Rick Morris Attendance: 8,422

Notre Dame 90 • Connecticut 75 (National Semifinal)

March 30, 2001

Sawvis Center (St. Louis, Mo.)

	FG-A	3-pt FG-A	FT-A	REB	PF	TP	A	TO	B	ST	Min
Connecticut	1-15	0-11	2-3	0-3-3	5	4	5	1	0	2	31
Diana Taurasi	2-4	0-0	4-8	8-10-10	2	8	2	4	1	1	25
Swin Cash	5-13	0-1	2-3	8-9-17	3	12	4	3	1	0	31
Kelly Schumacher	7-21	4-11	0-0	2-2-4	4	18	4	3	0	1	38
Sue Bird	1-2	0-0	5-8	3-2-5	5	7	2	0	0	0	18
Ashja Jones	3-6	1-3	1-1	1-1-2	3	8	0	1	1	0	9
Maria Conlon	0-0	0-0	0-0	0-0-0	0	0	0	0	0	0	1
Morgan Valley	2-9	1-4	3-3	1-1-2	4	8	1	4	0	2	21
Kennitra Johnson	5-7	0-0	0-0	4-2-6	2	10	0	0	0	2	26
Tamika Williams				2-0-2							
Team											
TOTALS	26-77	6-20	17-26	29-22-51	28	75	18	16	3	8	200

	FG-A	3-pt FG-A	FT-A	REB	PF	TP	A	TO	B	ST	Min
Notre Dame	4-12	0-0	7-9	4-6-10	3	15	1	3	0	0	36
Ericka Haney	5-12	0-0	1-2	0-4-4	4	11	6	1	0	3	35
Kelley Siemon	6-13	0-0	6-10	2-5-7	4	18	0	2	5	0	32
Ruth Riley	6-10	4-5	4-4	0-8-8	1	20	5	3	0	1	38
Alicia Ratay	5-9	3-5	8-8	2-2-4	3	21	3	2	0	5	33
Niele Ivey	1-1	1-1	2-3	0-1-1	1	5	1	1	0	1	17
Jeneka Joyce	0-0	0-0	0-0	0-0-0	0	0	0	0	0	0	1
Monique Hernandez	0-1	0-0	0-0	1-0-1	1	0	0	1	0	0	8
Amanda Barksdale				5-3-8							
Team											
TOTALS	27-58	8-11	28-36	14-29-43	17	90	16	13	5	10	200

SCORE BY PERIODS

Connecticut	49	2	75
Notre Dame	37	53	90

Officials: June Courteau, Melissa Barlow, Greg Small Attendance: 20,551

Notre Dame 68 • Purdue 66 (National Championship Game)

April 1, 2001

Sawvis Center (St. Louis, Mo.)

	FG-A	3-pt FG-A	FT-A	REB	PF	TP	A	TO	B	ST	Min
Purdue	7-13	0-0	3-5	4-3-7	0	17	0	2	1	1	39
Shalika Hums	6-15	2-4	3-5	2-2-4	2	17	0	2	1	1	34
Sherika Wright	3-9	0-0	0-0	1-5-6	6	6	2	2	2	1	23
Camille Cooper	3-9	2-5	0-0	0-2-2	1	8	2	1	0	1	37
Kelly Komara	6-15	3-6	3-3	1-6-7	2	18	5	6	0	5	40
Katie Douglas	0-0	0-0	0-0	0-0-0	0	0	0	0	0	0	0
Lindsey Hicks	0-3	0-2	0-0	1-1-2	1	0	1	1	0	0	12
Shinika Parks	0-2	0-0	0-2	3-1-4	4	0	2	1	0	1	11
Candi Crawford	0-1	0-0	0-0	0-0-0	2	0	0	0	0	0	3
Mary Jo Noon				5-4-9							
Team											
TOTALS	25-67	7-17	9-15	17-24-41	16	66	12	16	4	10	200

	FG-A	3-pt FG-A	FT-A	REB	PF	TP	A	TO	B	ST	Min
Notre Dame	6-11	0-0	1-2	1-4-5	3	13	2	0	1	1	35
Ericka Haney	5-11	0-0	0-0	2-7-9	3	10	6	7	0	0	40
Kelley Siemon	9-13	0-0	10-14	6-7-13	3	28	1	3	7	0	35
Ruth Riley	1-6	1-4	0-0	0-4-4	4	3	2	1	0	1	25
Alicia Ratay	5-13	0-4	2-3	1-4-5	0	12	4	1	4	1	40
Niele Ivey	0-2	0-2	2-2	0-0-0	1	2	1	0	0	0	20
Jeneka Joyce	0-1	0-0	0-0	1-1-2	1	0	0	1	0	0	8
Amanda Barksdale				0-0-0							
Team											
TOTALS	26-56	1-10	15-21	11-27-38	14	68	16	15	11	8	200

SCORE BY PERIODS

Purdue	32	34	66
Notre Dame	26	42	68

Officials: Sally Bell, Scott Yarbrough, Lisa Mattingly Attendance: 20,551



2002 NCAA Tournament

Notre Dame 58 • New Mexico 44 (First Round)

March 15, 2002

Thompson-Boling Arena (Knoxville, Tenn.)

	FG-A	3-pt FG-A	FT-A	REB	PF	TP	A	TO	B	ST	Min
New Mexico	1-2	0-0	2-6	0-6-6	3	4	0	5	0	2	34
Chelsea Grear	2-7	0-0	2-2	1-3-4	1	6	0	3	0	0	27
Lindsey Arndt	3-8	1-1	0-0	0-1-1	1	7	1	3	1	0	13
Jordan Adams	2-4	1-1	0-0	1-4-5	3	5	1	0	0	2	17
Molly McKinnon	5-11	0-2	0-0	1-3-4	3	10	4	4	0	3	37
Mandi Moore	0-6	0-1	0-1	1-0-1	2	0	1	0	0	0	25
Stephanie Shaw	5-10	2-3	0-0	3-2-5	2	12	0	2	0	1	20
Melissa Forest	0-3	0-1	0-0	1-3-4	3	0	0	1	2	0	21
Daja Adams	0-0	0-0	0-0	0-0-0	0	0	0	0	0	0	6
Lauren McLeod				2-3-5							
Team											
TOTALS	18-51	4-9	4-9	10-25-35	18	44	7	18	3	8	200

	FG-A	3-pt FG-A	FT-A	REB	PF	TP	A	TO	B	ST	Min
Notre Dame	0-3	0-0	0-3	2-4-6	3	0	0	2	1	0	23
Ericka Haney	2-4	0-0	1-2	2-3-5	0	5	2	0	1	1	19
Katy Fleckly	1-3	0-0	2-2	1-4-5	2	4	0	0	2	0	16
Amanda Barksdale	1-4	0-0	7-8	1-3-4	1	9	3	2	0	3	31
Le'Tania Severe	6-16	2-6	0-0	2-3-5	0	14	1	2	0	0	38
Alicia Ratay	1-3	1-2	0-0	0-1-1	0	3	0	0	0	1	12
Jeneka Joyce	0-0	0-0	0-0	0-0-0	0	0	0	0	0	0	1
Jill Krause	0-0	0-0	0-0	0-0-0	0	0	0	0	0	0	1
Karen Swanson	4-5	0-0	0-0	1-1-2	3	8	2	2	1	1	19
Teresa Borton	6-12	1-4	0-4	1-4-5	3	13	1	4	1	2	27
Jacqueline Batteast	0-0	0-0	0-0	0-0-0	1	0	1	1	0	0	10
Kelsey Wicks	1-1	0-0	0-0	0-0-0	0	2	0	0	0	0	3
Allison Bustamante				0-1-1							
Team											
TOTALS	22-51	4-12	10-19	10-24-34	13	58	10	13	6	9	200

SCORE BY PERIODS

New Mexico	33	11	44
Notre Dame	30	28	58

Officials: Yvette McKinney, Mary Watford, Jack Riordan Attendance: 6,191

Tennessee 89 • Notre Dame 50 (Second Round)

March 17, 2002

Thompson-Boling Arena (Knoxville, Tenn.)

	FG-A	3pt FG-A	FT-A	REB	PF	TP	A	TO	B	ST	Min
Notre Dame											
Erica Haney	2-10	0-1	0-0	3-14	1	4	0	2	2	1	27
Katy Flecky	0-1	0-0	0-0	0-0-0	4	0	1	0	1	1	6
Amanda Barksdale	1-1	0-0	0-0	0-4-4	4	2	2	3	2	0	16
Le'Tania Severe	3-10	0-0	2-4	3-14	4	8	0	7	0	2	29
Alicia Ratay	3-10	0-4	3-4	3-25	1	9	0	0	0	1	28
Jeneka Joyce	0-2	0-1	0-0	0-0-0	0	0	0	2	0	0	9
Jill Krause	0-1	0-0	1-2	0-1-1	0	1	0	0	0	0	2
Karen Swanson	1-2	1-2	0-0	0-1-1	0	3	1	2	0	0	4
Teresa Borton	1-4	0-0	1-5	4-26	5	3	1	1	1	1	24
Jacqueline Batteast	2-9	0-2	1-3	2-0-2	3	5	0	6	0	2	20
Kelsey Wicks	2-5	2-5	4-4	0-1-1	3	10	0	1	1	0	19
Allison Bustamante	2-4	1-2	0-0	0-1-1	1	5	1	1	0	0	16
Team				1-7-8							
TOTALS	17-59	4-17	12-22	16-21-37	26	50	6	25	7	8	200

	FG-A	3pt FG-A	FT-A	REB	PF	TP	A	TO	B	ST	Min
Tennessee											
Gwen Jackson	3-5	0-0	2-2	1-5-6	2	8	1	1	1	1	21
Brittany Jackson	3-8	2-3	2-4	3-25	1	10	4	1	0	1	18
Shyra Ely	1-2	0-0	4-4	2-2-4	1	6	2	1	0	1	14
April McDwitt	2-3	1-2	2-2	0-2-2	3	7	2	0	0	2	15
Kara Lawson	7-18	1-4	1-1	2-2-4	2	16	3	0	1	1	27
Michelle Snow	2-3	0-0	7-8	0-2-2	4	11	1	1	1	1	16
Tasha Butts	1-3	0-1	2-2	1-2-3	1	4	2	5	0	2	17
LaToya Davis	0-1	0-0	0-0	0-0-0	0	0	0	0	0	1	6
Amanda Canon	0-2	0-1	0-0	0-2-2	0	0	0	0	0	0	1
Michelle Munoz	3-6	0-2	0-0	1-4-5	2	6	0	3	0	0	19
Loree Moore	3-4	0-0	2-2	0-3-3	1	8	2	2	0	2	15
Ashley Robinson	3-6	0-0	2-5	1-0-1	2	8	0	0	0	1	13
Courtney McDaniel	1-2	0-0	3-5	4-5-9	2	5	1	2	0	2	11
Shalon Pillow	0-1	0-0	0-0	0-0-0	2	0	0	1	0	0	5
Team				3-2-5							
TOTALS	29-64	4-13	27-35	18-33-51	23	89	18	17	3	16	200

SCORE BY PERIODS

	1	2	F
Notre Dame	27	23	50
Tennessee	53	36	89

Officials: Yvette McKinney, Tina Napier, Tim Gebhardt; Attendance: 5,799



2003 NCAA Tournament

Notre Dame 59 • Arizona 47 (First Round)

March 23, 2003

Bramlage Coliseum (Manhattan, Kan.)

	FG-A	3pt FG-A	FT-A	REB	PF	TP	A	TO	B	ST	Min
Notre Dame											
Jacqueline Batteast	1-16	0-0	1-2	4-5-9	2	3	3	6	2	1	33
Courtney LaVere	4-13	0-0	7-9	4-3-7	2	15	1	2	0	3	35
Teresa Borton	4-10	0-0	0-0	3-5-8	2	8	1	0	0	1	28
Le'Tania Severe	1-3	0-0	5-6	1-6-7	2	7	3	4	0	3	33
Alicia Ratay	5-10	3-4	7-8	1-8-9	0	20	1	1	0	4	39
Jill Krause	0-0	0-0	0-0	0-0-0	0	0	0	0	0	0	0+
Karen Swanson	0-0	0-0	0-0	0-0-0	0	0	0	1	0	0	0+
Megan Duffy	1-2	0-0	4-4	0-0-0	2	6	3	3	0	3	25
Katy Flecky	0-1	0-0	0-0	1-0-1	2	0	0	2	1	1	7
Anne Weesse	0-0	0-0	0-0	0-0-0	0	0	0	0	0	0	0+
Team				1-1-2							
TOTALS	16-55	3-4	24-29	15-28-43	12	59	12	19	3	16	200

	FG-A	3pt FG-A	FT-A	REB	PF	TP	A	TO	B	ST	Min
Arizona											
Krista Warren	7-13	0-0	3-3	7-6-13	3	17	0	6	0	2	37
Shawntinae Polk	4-14	0-0	6-8	8-8-16	4	14	2	4	3	6	30
Dee-Dee Wheeler	3-20	1-10	0-0	3-0-3	3	7	1	2	0	2	34
Aimee Gryzb	2-15	0-8	0-0	3-1-4	3	4	4	4	0	1	35
Julie Brase	1-7	1-5	0-0	3-4-7	4	3	3	2	0	3	36
CoCoa Sanford	0-0	0-0	0-0	0-0-0	0	0	0	0	0	0	0+
Natalie Jones	0-3	0-2	0-0	0-0-0	3	0	0	4	0	0	13
Phakisha Peterson	0-0	0-0	0-0	0-1-1	0	0	0	0	0	0	3
Danielle Adeseso	0-1	0-0	2-2	1-1-2	1	2	0	0	1	0	12
Team				3-3-6							
TOTALS	17-73	2-25	11-13	28-24-52	21	47	10	23	4	14	200

SCORE BY PERIODS

	1	2	F
Notre Dame	23	36	59
Arizona	21	26	47

Officials: Joe Cunningham, Kim Watt, Darrell Johnson; Attendance: 10,732

Notre Dame 59 • Kansas State 53 (Second Round)

March 25, 2003

Bramlage Coliseum (Manhattan, Kan.)

	FG-A	3pt FG-A	FT-A	REB	PF	TP	A	TO	B	ST	Min
Notre Dame											
Jacqueline Batteast	1-10	0-1	0-0	1-4-5	4	2	3	0	2	1	30
Courtney LaVere	5-16	0-1	4-5	6-2-8	3	14	0	4	1	0	32
Teresa Borton	2-3	0-0	0-0	2-4-6	0	4	0	0	1	2	32
Le'Tania Severe	6-11	0-0	5-6	1-7-8	3	17	4	6	0	2	40
Alicia Ratay	3-13	3-6	3-4	0-7-7	0	12	2	2	0	2	39
Megan Duffy	2-3	2-3	4-4	0-5-5	1	10	1	0	0	0	25
Katy Flecky	0-0	0-0	0-0	0-0-0	2	0	0	1	0	1	2
Team				3-0-3							
TOTALS	19-56	5-11	16-19	13-29-42	13	59	10	13	4	8	200

	FG-A	3pt FG-A	FT-A	REB	PF	TP	A	TO	B	ST	Min
Kansas State											
Megan Mahoney	2-8	0-4	1-2	3-4-7	4	5	5	0	1	1	40
Kendra Wlocker	4-15	2-6	0-0	0-7-7	4	10	4	5	0	3	38
Nicole Ohlde	6-10	0-0	3-4	3-8-11	3	15	3	4	2	1	40
Laurie Koehn	7-19	7-17	2-2	0-2-2	0	23	0	2	0	1	38
Chelsea Domenico	0-2	0-2	0-0	1-4-5	3	0	2	1	0	0	37
Brie Madden	0-1	0-0	0-1	1-0-1	2	0	1	0	0	0	4
Amy Dutmer	0-2	0-1	0-0	0-0-0	0	0	0	0	0	0	3
Team				3-0-3							
TOTALS	19-57	9-30	6-9	11-25-36	16	53	15	14	3	6	200

SCORE BY PERIODS

	1	2	F
Notre Dame	28	31	59
Kansas State	31	22	53

Officials: Wesley Dean, Joe Cunningham, Kim Watt; Attendance: 11,534

NCAA Tournament History

Purdue 66 • Notre Dame 47 (Regional Semifinal)

March 30, 2003

University of Dayton Arena (Dayton, Ohio)

	FG-A	3-pt FG-A	FT-A	REB	PF	TP	A	TO	B	ST	Min
Notre Dame											
Jacqueline Batteast	4-17	0-0	0-0	7-5	12	2	8	2	3	4	0 37
Courtney LaVere	3-10	0-0	0-0	2-0	2	5	6	0	2	0	0 17
Teresa Borton	4-6	0-0	0-0	3-7	10	4	8	1	0	5	2 29
Le'Tania Severe	1-3	0-0	0-2	1-4	3	2	1	6	0	2	33
Alicia Ratay	7-15	0-2	2-2	1-3	1	16	1	1	0	1	35
Jill Krause	0-0	0-0	0-1	0-0	0	0	0	0	0	0	1
Karen Swanson	0-0	0-0	0-0	0-0	0	0	0	0	0	0	1
Megan Duffy	1-5	0-2	2-2	0-1	1	4	2	2	0	1	23
Katy Flecky	1-6	0-2	1-2	1-3	2	3	2	4	0	2	23
Anne Weese	0-0	0-0	0-0	0-1	1	0	0	0	0	0	1
Team				2-0	2						
TOTALS	21-62	0-6	5-9	17-24	18	47	9	18	9	8	200

	FG-A	3-pt FG-A	FT-A	REB	PF	TP	A	TO	B	ST	Min
Purdue											
Lindsay Hicks	3-5	0-2	0-0	1-4	1	6	0	1	0	2	28
Shereka Wright	5-16	0-0	2-5	5-5	10	1	12	4	4	2	3 35
Mary Jo Noon	4-9	0-0	4-4	1-6	1	12	0	3	0	0	29
Beth Jones	3-8	3-4	2-2	1-3	3	11	3	1	0	1	32
Erika Valek	7-13	2-3	3-4	0-2	2	19	3	2	0	1	38
Missy Taylor	0-0	0-0	0-0	0-1	1	0	0	0	1	0	3
Brianna Howard	0-0	0-0	0-0	0-0	0	0	0	0	0	0	1
Sabrina Keys	0-0	0-0	0-0	0-1	1	0	0	0	0	0	1
Carol Duncan	0-2	0-0	0-0	0-0	1	0	0	0	0	0	4
Shanika Webb	0-1	0-0	1-2	1-3	1	1	0	2	0	1	11
Emily Heikes	2-3	0-0	1-2	2-3	2	5	0	1	0	0	18
Team				2-0	2						
TOTALS	24-57	5-9	13-19	13-26	39	12	66	10	14	3	8 200

SCORE BY PERIODS

Notre Dame	29	18	47
Purdue	33	33	66

Officials: Bob Trammell, Tina Napier, Gator Parrish; Attendance: 9,552



2004 NCAA Tournament

Notre Dame 69 • SMS 65 (OT) (First Round)

March 21, 2004

Joyce Center (Notre Dame, Ind.)

	FG-A	3-pt FG-A	FT-A	REB	PF	TP	A	TO	B	ST	Min
SMS											
Nicole Lehman	1-1	1-1	0-0	0-3	4	3	0	1	0	0	13
Meg Tierney	3-7	0-0	0-0	2-4	1	6	1	1	0	0	33
Jenni Lingor	3-10	2-5	7-8	3-2	3	15	2	3	0	0	44
Karl Koch	5-18	3-8	2-2	0-5	3	15	4	6	0	3	42
Morgan Hohenberger	2-6	0-1	4-4	1-3	4	8	4	3	0	1	32
K.C. Cowgill	3-7	1-5	0-0	0-1	1	7	2	1	0	2	16
Stephanie Busbey	5-6	0-0	0-0	0-3	3	10	2	2	1	0	12
Rachel Martin	0-2	0-1	1-2	0-2	0	1	0	1	0	1	6
Sarah Klaassen	0-1	0-0	0-0	1-4	1	0	1	0	0	0	27
Team				2-4	6						
TOTALS	22-58	7-21	14-16	9-31	40	65	16	19	1	7	225


	FG-A	3-pt FG-A	FT-A	REB	PF	TP	A	TO	B	ST	Min
Notre Dame											
Jacqueline Batteast	7-19	0-2	3-5	5-6	11	3	17	2	7	0	3 43
Courtney LaVere	5-10	1-1	0-0	7-6	13	2	11	3	1	3	1 28
Le'Tania Severe	2-10	0-0	7-7	2-5	3	11	5	2	0	3	43
Megan Duffy	4-12	2-8	6-7	0-2	2	16	3	2	0	2	39
Monique Hernandez	3-6	0-2	0-0	1-2	3	6	3	2	0	2	27
Jeneka Joyce	2-12	1-10	1-1	0-1	0	6	2	0	0	0	25
Teresa Borton	0-1	0-0	2-2	1-3	4	0	2	0	0	0	13
Breona Gray	0-0	0-0	0-0	0-0	1	0	0	0	0	0	1
Katy Flecky	0-0	0-0	0-0	0-0	1	0	0	0	0	0	3
Crystal Erwin	0-0	0-0	0-0	0-1	2	0	0	2	0	0	3
Team				1-3	4						
TOTALS	23-70	4-23	19-22	17-29	46	69	18	17	3	11	225

SCORE BY PERIODS

Southwest Missouri State	27	32	6	65
Notre Dame	33	26	10	69

Technical Foul: SMS bench

Officials: Mary Day, Peter Contreras, Lorenzo Alvarez; Attendance: 6,225



Dayton, Ohio, native Megan Duffy scored 10 points and canned all four of her free throw attempts in the final 61 seconds to help Notre Dame knock off Kansas State, 59-53 in the second round of the 2003 NCAA Tournament and return to her hometown for the Sweet 16.

Notre Dame 59 • Middle Tennessee 46 (Second Round)

March 23, 2004

Joyce Center (Notre Dame, Ind.)

	FG-A	3-pt FG-A	FT-A	REB	PF	TP	A	TO	B	ST	Min
Middle Tennessee											
Kyriste Horton	7-14	0-0	4-7	3-1	2	18	0	1	0	2	36
Jennifer Justice	1-5	1-4	0-0	1-1	2	3	3	1	0	2	29
Tia Stovall	3-8	0-0	0-0	0-3	4	6	2	6	1	2	33
Keisha McClinic	1-10	0-5	0-0	4-7	0	2	2	3	0	6	35
Patrice Holmes	4-15	1-8	0-1	2-4	0	9	5	2	0	3	39
DiTte Jakobsen	0-0	0-0	0-0	0-0	0	0	0	0	0	0	5
Chrissy Givens	2-3	0-0	4-4	1-3	4	8	1	1	0	0	20
Carla Bailey	0-0	0-0	0-0	0-0	1	0	0	1	0	0	3
Team				3-1	4						
TOTALS	18-55	2-17	8-12	14-16	30	46	13	16	1	15	200

	FG-A	3-pt FG-A	FT-A	REB	PF	TP	A	TO	B	ST	Min
Notre Dame											
Jacqueline Batteast	13-17	1-1	0-1	2-10	12	1	27	1	3	1	1 28
Courtney LaVere	1-6	0-1	1-2	1-3	4	3	1	2	3	2	25
Le'Tania Severe	0-1	0-0	1-2	1-3	1	1	6	3	0	1	26
Megan Duffy	2-4	0-2	0-0	0-0	1	4	2	5	0	0	29
Monique Hernandez	1-2	0-1	0-0	1-3	0	2	4	1	0	1	15
Susie Powers	0-0	0-0	0-0	0-0	0	0	0	2	0	0	4
Jeneka Joyce	3-4	3-4	0-0	0-1	0	9	0	0	0	0	17
Teresa Borton	2-5	0-0	0-0	0-1	1	2	4	1	1	2	12
Breona Gray	0-0	0-0	0-0	0-0	1	0	0	2	0	0	6
Katy Flecky	1-2	0-0	0-1	0-1	4	2	3	2	0	0	10
Crystal Erwin	3-6	0-0	1-2	3-2	3	7	1	1	0	4	25
Anne Weese	0-0	0-0	0-0	0-1	1	0	0	0	0	0	3
Team				1-3	4						
TOTALS	26-47	4-9	3-8	9-27	36	59	19	23	6	10	200

SCORE BY PERIODS

Middle Tennessee	26	20	46
Notre Dame	29	30	59

Technical Fouls: Horton (MT), Erwin (ND)

Officials: Bob Trammell, Mary Day, Jack Jones; Attendance: 6,440

March 27, 2004
Hartford Civic Center (Hartford, Conn.)

Notre Dame	3-pt										
	FG-A	FG-A	FT-A	REB	PF	TP	A	TO	B	ST	Min
Jacqueline Bateast	8-22	0-2	6-7	5-7-12	0	22	2	2	0	1	39
Courtney LaVere	4-14	0-2	0-2	5-0-5	4	8	0	2	1	0	21
Le'Tania Severe	3-9	0-0	3-4	2-3-5	5	9	0	2	1	6	34
Morgan Duffy	0-2	0-1	0-0	1-2-3	2	0	1	1	0	0	28
Monique Hernandez	0-1	0-1	0-0	0-0-0	1	0	0	1	0	1	5
Susie Powers	0-0	0-0	0-0	0-0-0	0	0	0	0	0	0	1
Jenika Joyce	1-4	1-3	0-0	0-2-2	0	3	0	0	0	0	30
Teresa Barton	2-2	0-0	0-2	1-2-3	0	4	1	1	0	1	19
Katy Flecky	1-4	1-3	0-0	0-1-1	1	3	2	0	0	0	10
Cristal Erwin	0-1	0-0	0-0	0-1-1	0	1	0	3	0	0	13
Team				3-1-4				1			
TOTALS	19-59	2-12	9-15	17-19-36	14	49	9	10	2	10	200

Penn State	3-pt										
	FG-A	FG-A	FT-A	REB	PF	TP	A	TO	B	ST	Min
Jessica Brungo	8-19	1-7	3-3	2-4-6	2	20	1	1	1	1	39
Reicina Russell	0-2	0-0	0-1	2-8-10	2	0	0	1	2	0	33
Kelly Mazzante	6-16	3-8	2-4	3-5-8	2	17	0	1	1	3	39
Jess Strom	2-6	2-6	4-4	0-1-1	2	10	6	6	0	0	40
Tanisha Wright	2-4	0-0	2-2	2-4-6	3	6	4	2	0	1	31
Jennifer Brendan	0-0	0-0	0-0	0-1-1	0	0	0	0	0	0	1
Melanie Crosser	0-0	0-0	0-0	0-0-0	0	0	0	1	0	0	1
Amanda Brown	0-1	0-0	2-2	2-1-3	1	2	0	0	0	0	13
Ashli Schwab	0-0	0-0	0-0	0-0-1	0	0	0	0	0	0	2
Jennifer Harris	0-0	0-0	0-0	0-0-0	0	0	0	0	0	0	1
Team				2-1-3				2			
TOTALS	18-48	6-21	13-16	13-25-38	13	55	11	14	4	5	200

Notre Dame	22	27	49
Penn State	23	32	55

Officials: Bill Titus, Kathy Lynch, Cameron Inouye; Attendance: 14,253



Notre Dame 61 • UC Santa Barbara 51
(First Round)

March 19, 2005
Save Mart Center (Fresno, Calif.)

UC Santa Barbara	FG-A	3-pt FG-A	FT-A	REB	PF	TP	A	TO	B	ST	Min
Brandy Richardson	1-4	0-2	0-1	2-2-4	3	2	3	2	0	1	26
Austin Nichols	2-3	0-0	3-4	2-6-8	0	7	0	3	1	2	24
Kristen Mann	2-14	1-4	2-2	1-7-8	0	7	1	7	0	2	39
Mia Fisher	6-14	0-0	6-6	2-1-3	4	18	1	0	0	2	39
Karena Bonds	0-4	0-3	0-0	2-0-2	3	0	2	1	0	0	19
Jessica Wilson	1-5	0-3	0-0	1-1-2	5	2	1	1	1	0	21
Kate Bauman	3-3	0-0	3-3	0-0-0	1	9	0	2	1	0	13
Sha'Rae Gibbons	0-0	0-0	0-0	0-0-0	0	0	1	0	0	0	1
Erin O'Bryan	2-5	2-5	0-0	3-3-3	3	6	2	2	0	1	18
Brittanie Taylor-James	0-0	0-0	0-0	0-0-0	0	0	0	0	0	0	0+
Kat Suderman	0-0	0-0	0-0	0-0-0	0	0	0	0	0	0	0+
Team				3-1-4				1			
TOTALS	17-52	3-17	14-16	13-21-34	19	51	11	19	3	8	200

	3-pt										
Notre Dame	FG-A	FT-A	FT-A	REB	PF	TP	A	TO	B	ST	Min
Jacqueline Batteast	4-14	0-2	0-3	19-10	2	8	3	3	1	1	38
Courtney LaVere	5-10	0-0	0-1	2-5-7	3	10	2	2	0	0	29
Teresa Borton	2-2	0-0	0-0	2-1-3	4	4	0	2	1	0	22
Megan Duffy	4-8	2-3	8-10	1-2-3	2	18	3	4	0	2	37
Breonna Gray	4-8	0-0	2-4	1-0-1	2	10	2	1	0	3	28
Tulyah Gaines	0-1	0-0	0-0	1-0-1	0	0	0	3	0	1	8
Charel Allen	1-6	0-1	5-6	0-1-1	1	7	0	1	0	2	19
Melissa D'Amico	1-1	0-0	0-0	1-0-1	0	2	0	0	0	0	5
Crystal Erwin	1-2	0-0	0-0	3-3-6	3	2	1	1	0	0	14
Team	2-3-5										
TOTALS	22-52	2-6	15-24	14-24-38	17	61	11	17	2	9	200

Technical Foul: Bauman (UCSB)

March 21, 2005
Save Mart Center (Fresno, Calif.)

		3-pt										
Arizona State	FG-A	FG-A	FT-A	REB	P	TP	A	TO	B	ST	Min	
Emily Westerberg	2-10	0-0	2-4	1-7-8	2	6	5	4	1	3	31	
Aubree Johnson	4-11	0-2	4-4	5-4-9	1	12	2	4	1	1	32	
Kristen Kowsty	5-8	0-0	0-1	1-2-3	3	10	1	5	0	1	22	
Kylan Loney	6-8	3-5	5-6	1-1-2	3	20	4	3	0	0	35	
Carrie Buckner	1-3	0-0	0-0	1-4-5	4	2	5	0	1	5	26	
Reagan Pearceau	1-4	0-2	2-2	0-0-0	2	4	1	1	0	3	20	
Lauren Stagg	0-1	0-0	0-0	0-0-0	1	0	0	1	0	0	2	
Betsy Boardman	2-4	1-3	0-0	1-2-3	2	5	0	1	0	0	9	
Amy Denson	5-13	1-1	0-0	7-1-8	1	11	1	3	0	0	21	
Jenny Thigpin	0-0	0-0	0-0	0-0-0	0	0	0	0	0	0	2	
Team				1-1-2								
TOTALS	26-62	5-13	13-17	18-22-40	19	70	19	22	3	13	200	

Nore Dame	3-pt										
	FG-A	FG-A	FT-A	REB	PF	TP	A	T	B	ST	Min
Jacqueline Baatset	8-19	0-0	4-4	3-5-8	1	20	1	4	3	1	39
Courtney Lavere	2-6	0-1	4-6	1-1-2	4	8	0	5	3	3	32
Tashia Barton	3-5	0-0	0-0	3-5-8	1	6	0	2	2	4	29
Megan Duffy	6-12	3-6	9-10	0-3-3	0	24	4	5	1	4	37
Breonna Gray	1-6	0-0	1-2	1-0-1	1	3	0	2	0	1	23
Tuliyah Gaines	0-1	0-0	0-0	0-1-1	4	0	2	2	0	1	16
Charel Allen	0-2	0-0	0-0	0-0-0	2	0	0	0	0	2	8
Crystal Erwin	0-0	0-0	0-0	1-3-4	4	0	0	3	0	1	16
Total	2-3-5										
TEAM S	20-51	3-7	18-22	11-21-32	17	61	7	23	9	17	200

SCORE BY PERIODS	1	2	3
Arizona State	23	47	70
Notre Dame	28	33	61

Officials: Sally Bell, Beverly Roberts, Mary Struckhoff. Attendance: 2,598



Boston College 78 • Notre Dame 61
(First Round)

March 19, 2006
Mackey Arena (West Lafayette, Ind.)

Notre Dame	3-pt										
	FG-A	FG-A	FT-A	REB	PF	TP	A	TO	B	ST	Min
Courtney LaVere	1-5	0-0	0-0	2-0-2	1	2	0	1	1	1	16
Tulayah Gaines	1-7	0-0	1-1	1-3-4	4	3	1	0	0	1	16
Meghan Duffy	6-15	3-8	0-0	1-3-4	0	15	5	1	0	0	40
Lindsay Schrader	12-23	1-1	4-7	2-2-4	4	29	0	1	1	2	37
Breonae Gray	1-7	1-5	0-0	1-2-3	0	3	1	1	0	0	26
Chareal Allen	0-3	0-1	2-2	1-2-3	4	2	1	0	0	2	21
Chandrica Smith	1-2	0-0	0-4	3-0-3	3	2	0	0	0	0	8
Melissa D'Amico	0-2	0-0	2-2	0-0-0	4	2	1	2	0	0	17
Crystal Erwin	1-3	0-0	1-2	4-2-6	6	3	1	2	0	1	19
Team	2-0-2										
TOTAL	73-67	5-15	10-18	17-14-31	26	61	10	8	2	7	200

	23-07	10-10	10-10	17-10	23-10	31-10	7-11	14-11	21-11	28-11	5-12	12-12	19-12	26-12
	3-pt													
Boston College	FG-A	3-10	2-3	FT-A	REB	PF	T	A	TO	B	ST	Min	Sec	pts
Brooke Queenan	3-10	2-3	10-12	2-3	4	18	1	1	0	0	0	30	1	20
Aja Parish	7-9	0-0	2-3	0-4-4	1	16	4	3	0	0	0	36	0	36
Kathryn Rees	5-8	0-0	5-5	2-2-4	5	15	1	2	0	0	0	19	0	19
Sarah Marshall	2-6	0-0	0-0	1-3-4	3	4	5	1	0	0	1	40	1	40
Kindyl Dorsey	3-8	1-4	3-4	1-2-3	1	10	1	0	0	0	0	38	0	38
Brittany Johnson	0-2	0-0	5-6	2-3-5	2	5	0	1	0	0	0	12	0	12
Lisa Macchia	3-5	0-0	4-6	1-7-8	2	10	4	2	2	0	0	25	0	25
Team				2-1-3					1					
TOTALS	23-48	3-7	29-36	12-30-42	18	78	16	11	2	1	0	200	2	200

Notre Dame	26	35	61
Boston College	37	41	78

Technical Foul: Erwin (ND)
Officials: Scotty Hermann, Eric Larson, Metta Roberts. Attendance: 3,203

Officials: Scotty Hermann, Eric Larson, Metta Roberts; Attendance: 3,203

NCAA Tournament History



2007 NCAA Tournament

Notre Dame 62 • California 59 (First Round)

March 18, 2007

Petersen Events Center (Pittsburgh, Pa.)

	FG-A	3-pt	FT-A	REB	PF	TP	A	TO	B	ST	Min
Notre Dame											
Crystal Erwin	2-4	0-1	2-3	2-24	3	6	2	1	0	1	28
Melissa D'Amico	3-5	0-0	1-2	5-38	1	7	0	1	0	1	18
Tulayah Gaines	3-8	0-1	2-2	1-34	4	8	1	2	0	2	34
Charel Allen	6-16	1-3	0-0	0-11	3	13	2	4	0	3	28
Breona Gray	2-8	2-6	0-0	2-24	0	6	1	3	0	1	28
Ashley Barlow	2-7	0-2	0-1	4-6-10	3	4	4	0	0	2	24
Melissa Lechlinier	3-8	1-5	0-7	0-11	1	12	1	1	0	0	19
Erica Williamson	3-3	0-0	0-1	0-2	1	6	0	0	2	0	21
Team				0-22							
TOTALS	24-59	4-18	10-16	14-21-35	17	62	11	12	2	10	200

	FG-A	3-pt	FT-A	REB	PF	TP	A	TO	B	ST	Min
California											
Ashley Walker	5-12	0-0	10-12	6-7-13	3	20	1	2	1	1	40
Devanet Hampton	6-14	0-0	1-5	2-7-9	3	13	4	3	1	2	28
Natasha Vital	1-9	0-3	0-0	0-1-1	4	2	5	5	0	1	40
Lauren Greif	2-5	1-3	4-5	0-1-1	4	9	0	2	0	2	37
Keanna Levy	2-5	1-2	0-0	1-34	2	5	1	1	0	0	20
Christa Foster	3-5	2-2	0-0	2-4-6	2	8	1	1	1	0	31
Rama N'Diaye	0-0	0-0	2-2	0-0-0	0	2	0	2	0	0	4
Team				2-24							
TOTALS	19-50	4-10	17-24	13-25-38	18	59	12	16	3	6	200

SCORE BY PERIODS

	1	2	F
Notre Dame	32	30	62
California	23	36	59

Technical Foul: Allen (ND)

Officials: Beverly Roberts, Amy Bonner, Daryl Humphries; Attendance: 5,789

North Carolina 60 • Notre Dame 51 (Second Round)

March 20, 2007

Petersen Events Center (Pittsburgh, Pa.)

	FG-A	3-pt	FT-A	REB	PF	TP	A	TO	B	ST	Min
Notre Dame											
Crystal Erwin	2-5	0-1	0-0	1-5-6	1	4	1	0	0	1	21
Melissa D'Amico	3-5	0-0	0-0	1-2-3	4	6	0	1	0	0	22
Tulayah Gaines	4-12	0-2	0-0	0-4-4	4	8	8	5	0	1	38
Charel Allen	7-16	4-6	3-4	2-24	1	21	0	1	0	0	37
Breona Gray	1-6	1-4	0-0	1-1-2	0	3	1	1	0	0	25
Ashley Barlow	1-4	0-1	0-0	1-2-3	2	2	1	2	0	3	21
Melissa Lechlinier	1-6	0-1	0-0	1-1-2	3	2	0	0	0	1	19
Erica Williamson	1-4	0-0	3-4	2-0-2	4	5	0	1	0	0	17
Team				1-34							
TOTALS	20-58	5-15	6-8	10-20-30	19	51	11	12	0	6	200

	FG-A	3-pt	FT-A	REB	PF	TP	A	TO	B	ST	Min
North Carolina											
Erlana Larkins	2-4	0-0	2-4	3-7-10	2	6	1	1	0	1	31
Camille Little	4-7	0-2	0-0	1-2-3	3	8	5	6	2	1	34
LaToya Pringle	5-9	0-0	0-0	3-8-11	1	10	1	3	5	0	30
Ivory Latta	4-12	1-3	8-9	0-4-1	1	17	2	2	0	1	39
Rashanda McCants	2-9	1-5	0-0	2-1-3	2	5	0	3	1	1	23
Alex Miller	2-3	1-1	0-0	1-2-3	3	5	0	0	0	1	23
Heather Claytor	1-3	1-3	0-0	1-1-2	0	3	0	0	0	0	7
Iman McFarland	0-0	0-0	0-0	0-0-0	0	0	0	0	0	0	0
Jessica Breland	0-2	0-0	6-6	0-1-1	1	6	1	2	1	1	13
Team				1-0-1							
TOTALS	20-49	4-14	16-19	12-26-38	13	60	10	17	9	6	200

SCORE BY PERIODS

	1	2	F
Notre Dame	28	23	51
North Carolina	29	31	60

Officials: Melissa Barlow, Michael Price, Wanda Seremetia; Attendance: 8,791



2008 NCAA Tournament

Notre Dame 75 • SMU 62 (First Round)

March 23, 2008

Mackey Arena (West Lafayette, Ind.)

	FG-A	3-pt	FT-A	REB	PF	TP	A	TO	B	ST	Min
SMU											
Delisha Willis	3-7	0-0	1-1	2-9-2	4	7	2	4	0	1	21
Brittany Gilliam	4-11	1-3	3-4	2-24	5	12	3	2	0	2	27
Janelle Dodds	6-9	0-0	3-6	0-5-5	3	15	2	3	1	1	32
Shanee Shepherd	1-10	1-9	4-4	1-7-8	0	7	5	2	0	3	36
Jillian Samuels	5-9	4-8	1-1	0-1-1	2	15	1	6	0	0	31
LaShandra Hill	0-1	0-0	0-0	0-0-0	0	0	1	0	0	0	6
Katy Cobb	0-3	0-0	2-2	0-1-1	0	2	1	2	0	1	2
Elbie Gates	0-1	0-0	0-0	1-1-2	0	0	0	0	0	0	11
Hayley Day	0-0	0-0	0-0	0-0-0	0	0	0	0	0	0	3
Alice Severin	2-3	0-0	0-0	1-1-2	3	4	0	1	1	0	16
Team				0-1-1							
TOTALS	21-54	6-20	14-18	7-19-26	19	62	15	21	2	8	200

	FG-A	3-pt	FT-A	REB	PF	TP	A	TO	B	ST	Min
Notre Dame											
Erica Williamson	1-2	0-0	0-0	0-1-1	4	2	0	1	1	0	11
Tulayah Gaines	3-4	0-0	2-2	0-1-1	4	8	4	5	0	3	17
Charel Allen	6-20	0-0	2-3	6-5-11	2	14	1	1	1	1	38
Ashley Barlow	7-11	0-2	6-6	5-7-12	0	20	3	1	0	4	37
Lindsay Schrader	5-14	0-0	2-4	6-3-9	2	12	3	2	0	1	38
Brittany Mallory	1-7	0-3	1-2	2-4-6	2	3	1	3	0	1	15
Melissa Lechlinier	0-3	0-0	0-0	2-1-3	1	0	2	3	0	1	15
Becca Bruszewski	5-8	0-0	6-7	2-2-4	2	16	0	1	1	1	27
Melissa D'Amico	0-0	0-0	0-0	0-1-1	0	0	0	0	0	0	2
Team				1-0-1							
TOTALS	28-69	0-5	19-24	24-25-49	17	75	14	17	3	12	200

SCORE BY PERIODS

	1	2	F
SMU	32	30	62
Notre Dame	36	39	75

Officials: Bryan Brunette, Roy Gubeyan, Alicia Walker; Attendance: 3,172

Notre Dame 79 • Oklahoma 75 (OT) (Second Round)

March 25, 2008

Mackey Arena (West Lafayette, Ind.)

	FG-A	3-pt	FT-A	REB	PF	TP	A	TO	B	ST	Min
Notre Dame											
Erica Williamson	2-3	0-0	4-4	2-2-4	3	8	0	2	0	1	36
Tulayah Gaines	4-8	0-0	1-2	0-1-1	1	9	7	4	0	3	33
Charel Allen	10-21	3-3	12-12	1-5-6	1	35	3	1	2	2	41
Ashley Barlow	5-10	1-3	5-6	0-1-1	2	16	1	1	0	2	31
Lindsay Schrader	1-7	0-0	0-0	3-2-5	2	2	2	6	0	3	33
Brittany Mallory	2-3	1-2	0-0	1-2-3	0	5	0	1	1	0	11
Melissa Lechlinier	2-3	0-0	0-0	0-1-1	1	4	1	2	0	1	17
Becca Bruszewski	0-2	0-0	0-0	0-0-0	3	0	1	1	0	1	17
Melissa D'Amico	0-0	0-0	0-0	1-0-1	0	0	0	0	0	0	6
Team				4-2-6							
TOTALS	26-57	5-8	22-24	12-26-38	13	79	15	19	3	13	225

	FG-A	3-pt	FT-A	REB	PF	TP	A	TO	B	ST	Min
Oklahoma											
Ashley Paris	3-10	0-1	0-0	2-3-5	2	6	2	2	0	0	37
Amanda Thompson	8-15	1-1	2-2	4-4-8	5	19	8	6	1	1	36
Courtney Paris	10-15	0-0	4-7	7-9-16	3	24	3	4	5	0	43
Jenna Plumley	6-10	6-10	0-0	0-2-2	3	18	5	2	1	3	45
Danielle Robinson	1-8	0-0	0-0	0-0-0	5	2	3	2	0	1	36
Nyesha Stevenson	2-4	2-4	0-0	0-0-0	1	6	0	4	0	1	14
Carlee Roethlisberger	0-0	0-0	0-0	1-0-1	0	0	1	1	1	0	5
Rose Hammond	0-2	0-0	0-0	1-1-2	2	0	1	2	0	0	9
Team				2-1-3							
TOTALS	30-64	9-16	6-9	17-20-37	21	75	23	24	8	6	225

SCORE BY PERIODS

	1	2	OT	F
Notre Dame	38	27	14	79
Oklahoma	34	31	10	75

Officials: Bonita Spence, Bryan Brunette, Roy Gubeyan; Attendance: 5,488

Tennessee 74 • Notre Dame 64 (Regional Semifinal)

March 30, 2008

Ford Center (Oklahoma City, Okla.)

	FG-A	3pt FG-A	FT-A	REB	PF	TP	A	TO	B	ST	Min
Notre Dame											
Erica Williamson	1-2	0-0	0-0	1-12	4	2	0	0	0	0	8
Tulayah Gaines	1-5	0-0	0-0	0-0-0	3	2	3	3	0	1	27
Charel Allen	6-16	0-1	4-5	3-5-8	0	16	3	1	1	1	32
Ashley Barlow	5-13	0-2	1-3	2-5-7	2	11	0	4	0	1	35
Lindsay Schrader	5-8	0-0	3-3	1-8-9	4	13	0	1	1	2	32
Brittany Mallory	0-2	0-2	3-4	1-2-3	2	3	0	0	0	1	14
Melissa Lechlitner	0-2	0-0	1-2	0-3-3	2	1	0	4	0	1	20
Becca Bruszewski	7-15	0-0	2-2	2-4-6	3	16	1	3	1	2	27
Melissa D'Amico	0-0	0-0	0-0	0-0-0	0	0	0	0	1	0	5
Team				1-3-4				1			
TOTALS	25-63	0-5	14-19	11-31-42	20	64	7	17	4	9	200

	FG-A	3pt FG-A	FT-A	REB	PF	TP	A	TO	B	ST	Min
Tennessee											
Candace Parker	11-18	0-0	12-17	3-10-13	3	34	3	3	4	3	36
Alberta Auguste	3-12	0-0	0-0	3-0-3	1	6	1	3	1	1	28
Nicky Anusike	4-8	0-0	2-5	2-8-10	3	10	3	1	2	0	35
Shannon Bobbitt	3-9	3-7	2-2	0-2-2	1	11	1	1	0	3	36
Alexis Hornbuckle	3-8	0-2	2-3	1-8-9	4	8	4	0	4	4	33
Angie Bjorklund	2-6	1-4	0-0	1-0-1	3	5	0	3	0	0	21
Vicki Baugh	0-2	0-0	0-0	2-1-3	2	0	0	0	0	0	5
Alex Fuller	0-2	0-0	0-0	1-1-2	1	0	0	0	0	0	6
Team				1-1-2							
TOTALS	26-65	4-13	18-27	14-31-45	18	74	12	15	7	11	200

SCORE BY PERIODS

	1	2	F
Notre Dame	33	31	64
Tennessee	31	43	74

Officials: Melissa Barlow; Gator Parrish; Maj Forsberg; Attendance: 10,032



2009 NCAA Tournament

Minnesota 79 • Notre Dame 71 (First Round)

March 22, 2009

Joyce Center (Notre Dame, Ind.)

	FG-A	3pt FG-A	FT-A	REB	PF	TP	A	TO	B	ST	Min
Minnesota											
Ashley Ellis-Milan	4-11	0-0	2-3	0-8-8	3	10	1	4	0	0	38
Jackie Voight	4-4	0-0	1-2	0-5-5	5	9	0	3	0	0	21
Emily Fox	7-17	2-4	7-9	0-1-1	3	23	4	4	0	4	38
Brittany McCoy	1-2	0-0	5-5	1-4-5	5	7	6	2	0	1	22
Katie Ohm	5-10	5-9	0-0	0-6-6	2	15	4	1	0	0	36
Kay Sylva	1-2	1-1	0-0	0-3-3	1	3	1	0	0	0	6
Zoe Harper	2-5	0-0	4-7	7-6-13	4	8	0	2	2	0	20
Klara Buford	1-1	0-0	0-0	1-0-1	1	2	2	2	0	0	12
Brianna Mastey	1-1	0-0	0-0	2-1-3	1	2	1	0	0	0	7
Team				0-0-0				1			
TOTALS	26-53	8-14	19-26	11-34-45	25	79	19	19	2	5	200

	FG-A	3pt FG-A	FT-A	REB	PF	TP	A	TO	B	ST	Min
Notre Dame											
Becca Bruszewski	3-10	2-6	3-6	0-7-7	2	11	4	0	0	1	34
Erica Williamson	1-2	0-0	4-4	1-4-5	2	6	1	0	0	0	22
Ashley Barlow	7-16	2-5	4-5	2-0-2	4	20	2	0	0	1	35
Melissa Lechlitner	4-11	1-2	7-8	0-1-1	3	16	3	5	0	1	36
Lindsay Schrader	2-8	0-0	2-2	1-1-2	2	6	0	0	0	1	12
Erica Solomon	1-4	0-0	4-4	3-0-3	2	6	1	1	0	0	16
Kellie Watson	1-5	1-4	0-0	0-4-4	1	3	0	1	0	2	18
Fraderica Miller	0-0	0-0	0-0	0-0-0	2	0	0	0	0	0	0+
Natalie Novosel	1-4	0-0	1-3	3-2-5	4	3	0	3	0	1	27
Team				1-2-3							
TOTALS	20-60	6-17	25-32	11-21-32	22	71	11	10	0	7	200

SCORE BY PERIODS

	1	2	F
Minnesota	42	37	79
Notre Dame	30	41	71

Officials: Mark Zentz; Angie Enlund; Bruce Morris; Attendance: 6,395



2010 NCAA Tournament

Notre Dame 86 • Cleveland State 58 (First Round)

March 21, 2010

Purcell Pavilion (Notre Dame, Ind.)

	FG-A	3pt FG-A	FT-A	REB	PF	TP	A	TO	B	ST	Min
Cleveland State											
Stephanie Crosley	3-6	0-0	1-2	1-6-7	2	7	0	2	0	1	32
Shawntia Garland	1-10	0-2	0-0	2-3-5	2	2	4	6	0	4	34
Kailey Klein	12-23	1-5	6-7	4-4-8	2	31	0	4	1	1	38
Angel Roque	0-4	0-2	4-4	0-3-3	4	4	8	5	0	1	36
Jessica Roque	0-3	0-2	0-0	0-1-1	3	0	2	2	0	0	15
Kaila Montgomery	0-0	0-0	0-0	0-0-0	0	0	0	0	0	0	1
Janelle Adams	3-6	0-1	0-1	2-2-4	1	6	0	1	0	0	14
Takina Keane	0-1	0-1	0-0	0-0-0	0	0	0	0	0	0	2
Shalonda Winton	2-4	0-1	1-2	0-3-3	2	5	1	1	0	0	14
Destinee Blue	0-0	0-0	0-0	1-0-1	1	0	0	3	0	1	11
Honesty King	1-2	1-1	0-0	0-0-0	0	3	0	0	0	0	3
Team				0-1-1							
TOTALS	22-59	2-15	12-16	10-23-33	17	58	15	24	1	8	200

	FG-A	3pt FG-A	FT-A	REB	PF	TP	A	TO	B	ST	Min
Notre Dame											
Erica Williamson	4-6	0-0	0-0	0-4-4	1	8	0	2	0	1	16
Skylar Diggins	1-4	0-1	5-5	1-6-7	4	7	8	5	1	3	23
Ashley Barlow	5-12	1-4	2-2	2-1-3	0	13	3	0	0	1	29
Melissa Lechlitner	3-11	0-2	0-0	0-1-1	1	6	4	1	0	1	28
Lindsay Schrader	3-6	0-0	2-4	0-6-6	1	8	2	1	1	1	28
Fraderica Miller	1-1	0-0	2-2	1-0-1	0	4	0	1	0	1	2
Devereaux Peters	5-8	0-0	2-4	4-1-5	3	12	1	0	0	2	16
Kaila Turner	1-1	0-0	0-0	0-0-0	0	2	3	0	0	0	6
Natalie Novosel	2-2	1-1	2-2	0-4-4	1	7	3	3	0	2	16
Brittany Mallory	2-3	1-2	0-0	0-2-2	2	5	1	0	0	0	17
Becca Bruszewski	6-10	0-1	2-4	2-2-4	2	14	0	1	0	1	17
Alena Christiansen	0-0	0-0	0-0	0-1-1	0	0	0	0	0	0	2
Team				0-2-2							
TOTALS	33-64	3-11	17-23	10-30-40	15	86	25	14	2	13	200

SCORE BY PERIODS

	1	2	F
Cleveland State	25	33	58
Notre Dame	34	52	86

Officials: Kathy Lynch; Frank Slatore; Alicia Walker; Attendance: 6,173



Charel Allen was simply magnificent during the 2008 NCAA Tournament, averaging 20.5 points and 8.3 rebounds per game, including a career-high 35 points in a second-round win over Oklahoma.

NCAA Tournament History

Notre Dame 84 • Vermont 66 (Second Round)

March 23, 2010

Purcell Pavilion (Notre Dame, Ind.)

Vermont	FG-A	3-pt FG-A	FT-A	REB	PF	TP	A	TO	B	ST	Min
Alissa Shetic	7-11	0-0	0-0	4-7	5	14	1	2	2	1	31
Courtney Pylipaitis	4-9	2-6	1-1	2-5-7	2	11	7	10	0	7	40
May Kotsopoulos	4-8	2-3	2-2	0-1-1	4	12	4	2	0	0	39
Sofia Inobi	5-9	0-0	1-1	2-4-6	1	11	5	3	1	0	30
Kendra Selo	5-13	3-5	1-1	0-3-3	4	14	0	2	0	2	32
Morgan Albert	0-0	0-0	0-0	0-0-0	0	0	0	0	0	0	1
Kristine Lalonde	0-0	0-0	0-0	0-0-0	0	0	1	0	0	0	3
Lauren Wheeler	0-0	0-0	0-0	0-0-0	0	0	0	1	0	0	5
Tonya Young	1-2	0-1	0-0	0-1-1	1	2	1	2	1	0	7
Lauren Buschmann	1-3	0-0	0-0	0-0-0	3	2	0	2	1	0	12
Team				1-2-3							1
TOTALS	27-55	7-15	5-5	9-20-29	20	66	19	25	5	10	200

Notre Dame	FG-A	3-pt FG-A	FT-A	REB	PF	TP	A	TO	B	ST	Min
Erica Williamson	2-2	0-0	1-1	1-1-2	1	5	0	1	0	1	11
Skyler Diggins	13-21	1-3	4-6	1-1-2	1	31	6	1	0	7	33
Ashley Barlow	2-5	1-3	2-2	1-0-1	3	7	2	1	0	1	31
Malissa Lechlinier	2-6	1-2	7-8	1-0-1	1	12	3	1	0	1	26
Lindsay Schrader	6-10	0-0	2-4	5-6-11	0	14	1	4	0	1	31
Devereaux Peters	1-4	0-0	1-6	1-1-2	2	3	4	1	1	3	20
Kaila Turner	0-1	0-1	0-0	0-0-0	0	0	0	0	0	0	1
Natalie Novosel	2-3	0-0	2-2	2-1-3	1	6	1	2	0	1	13
Brittany Mallory	1-2	0-1	0-0	1-3-4	1	2	1	1	0	2	16
Becca Bruszewski	2-5	0-0	0-0	1-2-3	3	4	2	2	0	2	17
Alena Christiansen	0-0	0-0	0-0	1-1-2	0	0	0	0	0	0	1
Team				0-3-3							1
TOTALS	31-59	3-10	19-29	15-39-34	13	84	20	14	1	19	200

SCORE BY PERIODS

	1	2	F
Vermont	33	33	66
Notre Dame	42	42	84

Officials: Sue Blauch, Kathy Lynch, Ed Sidlasky Attendance: 6,085

Oklahoma 77 • Notre Dame 72 (OT) (Regional Semifinal)

March 28, 2010

Sprint Center (Kansas City, Mo.)

Oklahoma	FG-A	3-pt FG-A	FT-A	REB	PF	TP	A	TO	B	ST	Min
Iyeshia Stevenson	6-10	5-8	4-4	0-1-1	0	21	3	2	0	2	45
Amanda Thompson	6-16	0-2	1-1	4-7-11	3	13	5	2	2	2	42
Abi Olajuwon	9-13	0-0	2-3	7-7-14	2	20	1	2	1	0	35
Danielle Robinson	6-21	0-0	3-3	1-4-5	3	15	7	6	0	1	45
Jasmine Hartman	2-7	2-3	0-0	1-3-4	2	6	5	3	0	1	32
Carlee Roethlisberger	1-2	0-1	0-0	0-3-3	2	2	0	0	0	1	16
Joanna McFarland	0-1	0-0	0-0	1-1-2	2	0	0	1	2	0	10
Team				1-3-4							1
TOTALS	30-70	7-14	10-11	15-29-44	14	77	21	17	5	7	225

Notre Dame	FG-A	3-pt FG-A	FT-A	REB	PF	TP	A	TO	B	ST	Min
Erica Williamson	2-3	0-0	0-0	1-3-4	2	4	1	3	1	0	21
Skyler Diggins	4-14	2-3	0-0	1-4-5	2	10	4	2	2	6	42
Ashley Barlow	3-6	1-2	6-6	0-2-2	1	13	1	2	0	2	37
Malissa Lechlinier	10-14	0-1	2-3	0-2-2	1	22	3	1	0	2	41
Lindsay Schrader	8-16	0-0	3-4	2-6-8	3	19	3	0	0	1	34
Devereaux Peters	0-1	0-0	0-0	1-2-3	3	0	0	2	0	0	16
Natalie Novosel	0-2	0-1	4-4	0-1-1	0	4	1	1	1	0	12
Brittany Mallory	0-3	0-0	0-0	1-1-2	0	0	0	0	0	0	6
Becca Bruszewski	0-4	0-1	0-0	0-1-1	2	0	0	1	0	1	16
Team				2-3-5							1
TOTALS	27-63	3-8	15-17	8-25-33	14	72	14	12	5	11	225

SCORE BY PERIODS

	1	2	OT	F
Oklahoma	36	30	11	77
Notre Dame	32	34	6	72

Officials: Dennis DelMayo, Laura Morris, Joseph Vasilsky Attendance: 5,907



2011 NCAA Tournament

Notre Dame 67 • Utah 54 (First Round)

March 19, 2011

Huntsman Center (Salt Lake City, Utah)

Notre Dame	FG-A	3-pt FG-A	FT-A	REB	PF	TP	A	TO	B	ST	Min
Devereaux Peters	6-9	0-0	0-1	0-6-6	2	12	0	2	4	0	30
Becca Bruszewski	4-9	0-0	5-6	3-3-6	2	13	6	1	0	2	35
Skyler Diggins	7-18	2-4	4-7	1-2-3	1	20	3	5	0	0	35
Natalie Novosel	7-16	1-1	5-7	1-3-4	2	20	4	1	1	1	35
Brittany Mallory	0-3	0-2	0-0	0-5-5	4	0	1	0	0	1	28
Natalie Achonwa	1-1	0-0	0-0	2-2-4	2	2	2	0	1	0	15
Fraderica Miller	0-0	0-0	0-0	1-1-1	1	0	0	0	0	3	9
Kaila Turner	0-0	0-0	0-0	0-0-0	0	0	0	1	0	0	13
Team				4-1-5							1
TOTALS	25-56	3-7	14-21	11-23-34	14	67	16	10	6	7	200

Utah	FG-A	3-pt FG-A	FT-A	REB	PF	TP	A	TO	B	ST	Min
Michelle Harrison	5-10	0-2	0-2	9-7-16	2	10	1	4	2	0	39
Michelle Plouffe	2-10	1-4	2-2	0-8-8	3	7	0	4	1	0	28
Diana Rodniak	0-4	0-0	2-2	5-2-7	4	2	0	1	0	0	21
Janita Badion	4-21	0-5	3-3	1-6-7	3	11	5	3	0	3	39
Iwalani Rodrigues	6-9	4-6	5-6	0-0-0	2	21	0	3	0	1	40
Rachel Messer	1-1	1-1	0-0	0-0-0	3	3	1	1	0	0	21
Chelsea Bridgewater	0-0	0-0	0-0	0-1-1	2	0	0	1	0	1	11
Ciera Dumbear	0-0	0-0	0-0	0-0-0	0	0	0	0	0	0	1
Team				0-2-2							1
TOTALS	18-55	6-18	12-15	15-26-41	19	54	7	18	3	5	200

SCORE BY PERIODS

	1	2	F
Notre Dame	36	31	67
Utah	33	21	54

Officials: Marianne Karp, Timothy Daley, Kent Johnson Attendance: 2,366

Notre Dame 77 • Temple 64 (Second Round)

March 21, 2011

Huntsman Center (Salt Lake City, Utah)

Temple	FG-A	3-pt FG-A	FT-A	REB	PF	TP	A	TO	B	ST	Min
Kristen McCarthy	5-14	3-4	3-6	1-2-3	5	16	1	1	0	3	35
Marli Bennett	1-2	0-1	2-2	1-1-2	5	4	1	2	0	0	25
Victoria Macaulay	1-8	0-0	0-0	2-6-8	4	2	0	1	1	1	24
Shay Peddy	8-16	4-6	1-4	1-3-4	0	21	4	2	0	3	38
Qwedda Wallace	3-10	1-2	2-2	1-0-1	2	9	2	5	0	2	30
BJ Williams	0-2	0-0	0-0	0-0-0	2	0	0	2	0	0	14
Joelle Connelly	0-0	0-0	0-0	0-0-0	1	0	0	0	0	0	4
Nikki Works	0-0	0-0	0-0	0-0-0	0	0	0	0	0	0	1
Danielle Brinkley	0-0	0-0	0-0	0-0-0	0	0	0	0	0	0	1
Natasha Thames	4-9	0-0	4-11	8-6-14	0	12	1	1	0	3	28
Team				1-1-2							1
TOTALS	22-61	8-13	12-25	15-39-34	19	64	9	15	1	12	200

Notre Dame	FG-A	3-pt FG-A	FT-A	REB	PF	TP	A	TO	B	ST	Min
Devereaux Peters	8-13	0-0	1-5	5-7-12	5	17	2	2	2	2	32
Becca Bruszewski	2-4	0-0	8-8	1-5-6	4	12	2	2	1	0	20
Skyler Diggins	6-13	2-3	1-3	0-2-2	3	15	7	8	2	2	39
Natalie Novosel	4-9	3-3	6-8	1-0-1	2	17	0	1	0	2	34
Brittany Mallory	2-6	0-4	0-1	0-2-2	3	4	6	1	0	1	35
Veronica Bradway	0-0	0-0	0-0	0-0-0	0	0	0	0	0	0	1
Natalie Achonwa	5-7	0-0	0-0	1-7-8	1	10	1	2	1	1	20
Fraderica Miller	1-1	0-0	0-0	1-2-3	2	2	0	1	1	1	8
Kaila Turner	0-1	0-1	0-0	0-1-1	0	0	2	1	0	0	9
Mary Forr	0-0	0-0	0-0	0-0-0	0	0	0	0	0	0	1
Ariel Braker	0-0	0-0	0-0	0-0-0	0	0	0	0	0	0	1
Team				3-4-7							1
TOTALS	28-54	5-11	16-25	12-30-42	20	77	21	19	7	9	200

SCORE BY PERIODS

	1	2	F
Temple	29	35	64
Notre Dame	41	36	77

Officials: Cameron Inouye, Marianne Karp, Kyle Bacon Attendance: 1,567

Notre Dame 78 • Oklahoma 53
(Regional Semifinal)

March 26, 2011

University of Dayton Arena (Dayton, Ohio)

	3-pt										
Oklahoma	FG-A	FT-A	REB	PF	TP	A	TO	B	ST	Min	
Carlee Roethlisberger	1-3	0-1	0-0	0-3-4	4	2	2	6	0	30	
Danielle Robinson	6-10	0-0	4-4	0-3-3	4	16	5	7	0	39	
Nicole Griffin	9-16	0-0	0-2	0-3-3	3	18	1	3	2	1	
Aayn Ellenberg	4-13	1-4	0-0	0-0-0	2	9	0	1	0	31	
Whitney Hand	2-10	0-5	2-2	1-7-8	1	6	5	4	1	3	
Morgan Hook	0-1	0-1	0-0	0-0-0	0	0	0	1	0	0	
Jasmine Hartman	0-1	0-0	0-0	0-0-1	0	0	0	2	0	0	
Joanna McFarland	1-1	0-0	0-1	0-4-4	2	2	1	0	0	12	
Team				1-2-3							
TOTALS	23-55	1-11	6-9	2-22-24	17	53	14	24	3	7 200	

Notre Dame	3-pt										
	FG-A	FG-A	FT-A	REB	PF	TP	A	TO	B	ST	Min
Deveaux Peters	6-8	0-0	5-6	3-10-13	2	17	4	2	3	4	29
Becca Bruszewski	2-3	0-0	0-1	0-2-2	3	4	1	1	0	1	16
Skylar Diggins	1-7	0-3	4-4	2-5-7	1	6	12	6	0	1	37
Natalie Novotl	6-15	3-5	0-0	2-5-7	1	15	3	8	0	2	30
Brittany Mallory	7-14	6-10	0-0	1-3-4	2	20	2	3	0	3	34
Veronica Badway	0-0	0-0	0-0	0-0-0	0	0	0	0	0	0	1
Natalie Achonwa	4-7	0-0	2-4	3-5-8	2	10	0	2	0	2	26
Fraderica Miller	2-3	0-0	2-3	3-0-3	2	6	2	1	1	1	18
Kaila Turner	0-0	0-0	0-0	0-1-1	0	0	0	0	0	0	7
Mary Furr	0-0	0-0	0-0	0-0	0	0	0	1	0	0	1
Ariel Braker	0-2	0-0	0-0	0-0-0	0	0	0	0	0	0	1

Team	0-2-2										
TOTALS	28-59	9-18	13-18	14-33-47	13	78	24	24	4	14	200

SCORE BY PERIODS	1	2	F
Oklahoma	17	36	53
Notre Dame	34	44	78

Officials: Tina Napier, Barbara Jo Smith, Rachelle Jones Attendance: 8,867

Notre Dame 73 • Tennessee 59
(Regional Final)

March 28, 2011

University of Dayton Arena (Dayton, Ohio)

Note Dame	3-pt									
	FG-A	FT-A	REB	PF	TP	A	TO	B	ST	Min
Devereaux Peters	3-5	0-0	1-3	2-3-5	5	7	1	3	0	17
Becca Brusewski	5-10	0-0	3-4	1-7-8	4	13	1	4	0	37
Sybil Diggins	9-17	4-8	2-2	0-2-2	2	24	4	3	1	36
Natalie Novosel	6-16	0-1	5-5	0-4-1	1	17	5	1	0	2
Brittany Mallory	1-4	1-2	7-8	1-2-3	1	10	3	2	0	37
Natalie Achonwa	1-2	0-0	0-0	5-1-6	1	2	2	2	0	25
Fraderica Miller	0-1	0-0	0-0	0-1-1	2	0	1	0	0	11
Kaila Turner	0-1	0-0	0-0	0-0-0	0	0	0	0	0	3
Team				1-4-5			1			
TOTALS	25-56	5-11	18-22	10-24-34	16	73	17	1	11	200

Tennessee	3-pt										
	FG-A	FG-A	FT-A	REB	PF	TP	A	TO	B	ST	Min
Glory Johnson	4-9	0-0	4-6	8-6-14	5	12	2	1	0	3	24
Shelkinn Stricklen	6-14	1-4	0-0	3-3-6	1	13	1	0	0	0	33
Alyssia Brewer	0-2	0-0	0-0	1-2-3	1	0	1	2	0	0	8
Meighan Simmons	1-11	0-5	0-0	0-1-1	3	2	1	4	0	1	19
Taber Spani	4-9	3-6	2-2	3-4-7	2	13	1	2	0	0	28
Kamiko Williams	2-9	0-1	1-2	1-1-2	1	5	2	4	0	0	20
Angie Bjorklund	0-4	0-2	1-2	1-0-1	3	1	1	1	0	0	19
Lauren Avant	0-1	0-1	0-0	0-0-0	0	0	0	1	1	0	2
Alicia Manning	0-2	0-0	0-0	1-3-4	1	0	0	1	1	0	2
Vicki Baugh	3-4	0-0	2-3	1-4-5	2	8	0	2	0	0	18
Kelley Cain	2-2	0-0	1-2	0-0-0	1	5	2	1	0	0	11
Team				3-0-3							
TOTALS	22-47	4-19	11-17	22-24-46	20	59	11	19	0	8	200

SCORE BY PERIODS	1	2	F
Notre Dame	29	44	73
Tennessee	24	35	59

Technical Foul: Cain (UT)
Officials: Lisa Mattingly, Beverly Roberts, Mary Day; **Attendance:** 5,708

Notre Dame 72 • Connecticut 63
(National Semifinal)

April 3, 2011

Conseco Fieldhouse (Indianapolis, Ind.)

Notre Dame	3-pt										
	FG-A	FG-A	FT-A	REB	PF	TP	A	TO	B	ST	Min
Devereaux Peters	3-8	0-0	2-3	3-4-7	2	8	0	1	0	0	34
Becca Brzuszewski	1-6	1-0	0-2	3-5-8	4	2	1	3	0	2	25
Skyler Diggins	10-14	2-4	6-6	4-4	1	28	6	6	0	2	39
Natalie Novosel	8-13	1-1	5-7	0-4-4	3	22	0	3	0	0	25
Brittany Mallory	3-6	1-3	1-2	1-3-4	2	8	1	0	0	2	35
Natalie Achonwa	2-4	0-0	0-2	1-3-4	1	4	1	1	1	0	22
Fraderica Miller	0-0	0-0	0-0	0-0-0	0	0	0	1	0	0	3
Kaita Turner	0-1	0-0	0-0	0-1-1	0	0	1	0	0	0	17
Team				4-3-7				1			
TOTALS	27-52	4-8	14-23	13-27-20	12	73	10	16	1	6	200

Connecticut	FG-A	FG-A	FT-A	REB	PF	T	A	TO	B	ST	Min
Maya Moore	14-30	5-13	3-7	2-6-8	1	36	2	4	1	4	40-
Kelly Farris	2-6	0-2	0-0	3-4-7	4	4	5	3	0	2	39-
Stefanie Dolson	2-4	0-0	3-4	2-2-4	4	7	2	3	1	1	35
Tiffany Hayes	2-7	0-1	0-0	2-0-2	3	4	3	1	1	0	33
Bria Hartley	4-10	1-2	1-2	0-1-1	3	10	3	1	0	1	40
Lorin Dixon	1-2	0-0	0-0	1-1-2	4	2	1	0	0	1	23
Heather Buck	0-0	0-0	0-0	0-0-0	0	0	0	0	0	0	0+
Team				0-3-3							

TOTALS	25-59	6-18	7-13	10-17-27	19	63	16	12	3	9	200
SCORE BY PERIODS		1	2	F							
Notre Dame		26	46	72							
Connecticut		32	31	63							
<i>Officials: Denise Brooks, Cameron Inouye, Sue Blauch Attendance: 16,421</i>											

Texas A&M 76 • Notre Dame 70
(National Championship Game)

April 5, 2011

Conseco Fieldhouse (Indianapolis, Ind.)

Notre Dame	3-pt										
	FG-A	FG-A	FT-A	REB	PF	TP	A	TO	B	ST	Min
Devereaux Peters	8-10	0-0	5-8	5-6-11	4	21	1	1	1	0	36
Becca Brzusewski	3-4	0-0	0-0	0-2-2	1	6	0	2	2	2	35
Skylar Diggins	7-9	1-5	8-9	0-2-3	0	23	3	6	0	4	39
Natalie Novosel	5-10	0-1	4-4	1-3-4	4	14	0	4	0	0	27
Brittany Mallory	1-6	1-4	1-2	0-1-1	2	4	3	3	0	2	37
Natalie Achonwa	0-1	0-0	0-0	1-0-1	5	0	0	0	0	1	10
Frederica Miller	0-1	0-0	0-1	1-3-4	3	0	2	0	0	1	10
Kaila Turner	0-1	0-0	2-2	0-0-0	0	2	1	0	0	0	6
Team	2-1-3										
TOTALS	24-52	2-10	20-26	11-18-20	19	70	10	16	3	10	200

Texans A&M	FG-A	3pt	FG-A	REB	PF	TP	A	TO	B	ST	Min
Tyja White	7.9	1-1	3-5	1-4.5	3	18	4	2	0	2	40
Adaeza Elu	4-10	1-0	1-3	3-4.7	3	9	1	2	1	1	33
Danielle Adams	13-22	0-2	4-7	4-5.9	3	30	0	5	1	1	39
Sydney Carter	2-6	1-2	0-0	1-4.5	5	5	4	3	2	0	38
Sydney Colson	2-4	0-2	6-6	0-0.0	4	10	5	4	0	3	30
Catherine Snow	0-0	0-0	0-0	0-0.0	0	0	0	0	0	0	0+
Cierra Windham	0-0	0-0	0-0	0-0.0	0	0	0	0	0	0	0+
Kristen Grant	0-0	0-0	0-0	0-0.0	0	0	0	0	0	0	0+
Maryann Baker	1-2	0-0	0-0	0-1.1	1	2	0	0	0	0	10
Skyler Collins	0-0	0-0	0-0	0-0.0	0	0	0	0	0	0	0+
Adrienne Pratcher	0-0	0-0	0-0	0-0.0	0	0	0	1	0	0	2
Karla Gilbert	0-0	0-0	2-2	0-1.1	1	2	0	1	0	1	7
Kelsey Assarian	0-0	0-0	0-0	0-0.0	1	0	0	0	0	0	1
				1-3.4							
TOTALS	29-53	2-7	16-23	10-22.32	21	76	14	18	4	8	200

SCORE BY PERIODS	1	2	F
Notre Dame	35	35	70
Texas A&M	33	43	76

Officials: Dee Kanter, Tina Napier, Michael Price Attendance: 17,473

1992 - Midwest Region (First Round)

March 18 – #5 UCLA 93, #12 Notre Dame 72
Pauley Pavilion; Westwood, Calif.

1994 - East Region (First Round)

March 16 – #10 Minnesota 81, #7 Notre Dame 76
Joyce Center; Notre Dame, Ind.

1996 - Midwest Region (Second Round)

March 15 – #12 Notre Dame 73, #5 Purdue 60
Lubbock Municipal Coliseum; Lubbock, Texas

March 17 – #4 Texas Tech 82, #12 Notre Dame 67
Lubbock Municipal Coliseum; Lubbock, Texas

1997 - NCAA FINAL FOUR East Region (Champion)

March 15 – #6 Notre Dame 93, #11 Memphis 62
Frank Erwin Center; Austin, Texas

March 17 – #6 Notre Dame 86, #3 Texas 83
Frank Erwin Center; Austin, Texas

March 22 – #6 Notre Dame 87, #2 Alabama 71
Frank McGuire Arena; Columbia, S.C.

March 24 – #6 Notre Dame 62, #5 George
Washington 52
Frank McGuire Arena; Columbia, S.C.

March 28 – #3 Tennessee 80,
#6 Notre Dame 66 (Final Four)
Riverfront Coliseum; Cincinnati, Ohio

1998 - Midwest Region (Regional Semifinal)

March 13 – #9 Notre Dame 78, #8 SMS 64
Lubbock Municipal Coliseum; Lubbock, Texas

March 15 – #9 Notre Dame 74, #1 Texas Tech 59
Lubbock Municipal Coliseum; Lubbock, Texas

March 21 – #4 Purdue 70, #9 Notre Dame 65
Lubbock Municipal Coliseum; Lubbock, Texas

1999 - West Region (Second Round)

March 15 – #5 Notre Dame 61, #12 St. Mary's
(Calif) 57
Pete Maravich Assembly Center; Baton
Rouge, La.

March 17 – #4 LSU 74, #5 Notre Dame 64
Pete Maravich Assembly Center; Baton
Rouge, La.

2000 - Mideast Region (Regional Semifinal)

March 17 – #2 Notre Dame 87, #15 San Diego 61
Joyce Center; Notre Dame, Ind.

March 19 – #2 Notre Dame 95, #7 George
Washington 60
Joyce Center; Notre Dame, Ind.

March 25 – #3 Texas Tech 69, #2 Notre Dame 65
The Pyramid; Memphis, Tenn.

2001 - NCAA CHAMPION - Mideast Region (Champion)

March 17 – #1 Notre Dame 98, #16 Alcorn
State 49
Joyce Center; Notre Dame, Ind.

March 19 – #1 Notre Dame 88, #8 Michigan 54
Joyce Center; Notre Dame, Ind.

March 24 – #1 Notre Dame 69, #5 Utah 54
Pepsi Center; Denver, Colo.

March 26 – #1 Notre Dame 72, #3 Vanderbilt 64
Pepsi Center; Denver, Colo.

March 30 – #1 Notre Dame 90, #1 Connecticut
75 (Final Four)
Savvis Center; St. Louis, Mo.

April 1 – #1 Notre Dame 68, #3 Purdue 66
(Championship)
Savvis Center; St. Louis, Mo.

2002 - Midwest Region (Second Round)

March 15 – #7 Notre Dame 58, #10 New Mexico 44
Thompson-Boling Arena; Knoxville, Tenn.

March 17 – #2 Tennessee 89, #7 Notre Dame 50
Thompson-Boling Arena; Knoxville, Tenn.

2003 - East Region (Regional Semifinal)

March 23 – #11 Notre Dame 59, #6 Arizona 47
Bramlage Coliseum; Manhattan, Kan.

March 25 – #11 Notre Dame 59,
#3 Kansas State 53
Bramlage Coliseum; Manhattan, Kan.

March 30 – #2 Purdue 66, #11 Notre Dame 47
University of Dayton Arena; Dayton, Ohio

2004 - East Region (Regional Semifinal)

March 21 – #5 Notre Dame 69, #12 SMS 65 (OT)
Joyce Center; Notre Dame, Ind.

March 23 – #5 Notre Dame 59,
#13 Middle Tennessee 46
Joyce Center; Notre Dame, Ind.

March 27 – #1 Penn State 55, #5 Notre Dame 49
Hartford Civic Center; Hartford, Conn.

2005 - Tempe Region (Second Round)

March 19 – #4 Notre Dame 61,
#13 UC Santa Barbara 51
Save Mart Center; Fresno, Calif.

March 21 – #5 Arizona State 70,
#4 Notre Dame 61
Save Mart Center; Fresno, Calif.

2006 – Albuquerque Region (First Round)

March 19 – #8 Boston College 78,
#9 Notre Dame 61
Mackey Arena; West Lafayette, Ind.

2007 – Dallas Region (Second Round)

March 18 – #9 Notre Dame 62, #8 California 59
Petersen Events Center; Pittsburgh, Pa.
March 20 – #1 North Carolina 60, #9 Notre
Dame 51
Petersen Events Center; Pittsburgh, Pa.

2008 – Oklahoma City Region (Regional Semifinal)

March 23 – #5 Notre Dame 75, #12 SMU 62
Mackey Arena; West Lafayette, Ind.
March 25 – #5 Notre Dame 79,
#4 Oklahoma 75 (OT)
Mackey Arena; West Lafayette, Ind.
March 30 – #1 Tennessee 74, #5 Notre Dame 64
Ford Center; Oklahoma City, Okla.

2009 – Trenton Region (First Round)

March 22 – #10 Minnesota 79, #7 Notre Dame 71
Joyce Center; Notre Dame, Ind.

2010 – Kansas City Region (Regional Semifinal)

March 21 – #2 Notre Dame 86, #15 Cleveland
State 58
Purcell Pavilion; Notre Dame, Ind.
March 23 – #2 Notre Dame 84, #10 Vermont 66
Purcell Pavilion; Notre Dame, Ind.
March 28 – #3 Oklahoma 77,
#2 Notre Dame 72 (OT)
Sprint Center; Kansas City, Mo.

2011 – NCAA FINALIST - Dayton Region (Champion)

March 19 – #2 Notre Dame 67, #15 Utah 54
Huntsman Center; Salt Lake City, Utah
March 21 – #2 Notre Dame 77, #10 Temple 64
Huntsman Center; Salt Lake City, Utah
March 26 – #2 Notre Dame 78, #6 Oklahoma 53
University of Dayton Arena; Dayton, Ohio
March 28 – #2 Notre Dame 73, #1 Tennessee 59
University of Dayton Arena; Dayton, Ohio
April 3 – #2 Notre Dame 72, #1 Connecticut 63
(Final Four)
Conseco Fieldhouse; Indianapolis, Ind.

April 5 – #2 Texas A&M 76, #2 Notre Dame 70
(Championship)
Conseco Fieldhouse; Indianapolis, Ind.

Overall NCAA Tournament record: 32-17 (.653)
NCAA Women's Final Four record: 4-2 (.667)
Home: 8-2 (.800)
Away: 4-4 (.500)
Neutral: 20-11 (.645)

Notes: Numbers listed are teams' regional seeds ... beginning in 2005, regions named according to their regional sites.



Ruth Riley secured her place in Notre Dame history on April 1, 2001, capping off an amazing career by hitting these two free throws with 5.8 seconds remaining in the NCAA national championship game to give the Irish a 68-66 win over Purdue.

Individual NCAA Tournament Records

Points

- 36 Beth Morgan vs. Alabama, 3/22/97
(East Regional Semifinal at Columbia, S.C.)
- 35 Charel Allen vs. Oklahoma, 3/25/08
(Oklahoma City Region Second Round at West Lafayette, Ind.)
- 32 Ruth Riley vs. Vanderbilt, 3/26/01
(Midwest Regional Final at Denver, Colo.)
- 31 **Skylar Diggins vs. Vermont, 3/23/10**
(Kansas City Region Second Round at Notre Dame, Ind.)

Rebounds

- 16 Katryna Gaither vs. George Washington, 3/24/97
(East Region Final at Columbia, S.C.)
- 14 Ruth Riley vs. Utah, 3/24/01
(Midwest Region Semifinal at Denver, Colo.)
- 14 Kelley Siemon vs. George Washington, 3/19/00
(Midwest Region Second Round at Notre Dame, Ind.)
- 13 **seven times (MR: Devereaux Peters vs. Oklahoma, 3/26/11)**
(Dayton Regional Semifinal at Dayton, Ohio))

Assists

- 12 **Skylar Diggins vs. Oklahoma, 3/26/11**
(Dayton Regional Semifinal at Dayton, Ohio)
- 11 Mollie Peirick at Texas Tech, 3/15/98
(Midwest Region Second Round at Lubbock, Texas)
- 11 Mollie Peirick vs. Alabama, 3/22/97
(East Regional Semifinal at Columbia, S.C.)
- 9 Niele Ivey vs. Vanderbilt, 3/26/01
(Midwest Regional Final at Denver, Colo.)
- 9 Mollie Peirick vs. Southwest Missouri State, 3/13/98
(Midwest Region First Round at Lubbock, Texas)

Blocks

- 7 Ruth Riley vs. Purdue, 4/1/01
(National Championship Game at St. Louis, Mo.)
- 5 Teresa Barton vs. Purdue, 3/30/03
(East Regional Semifinal at Dayton, Ohio)
- 5 Ruth Riley vs. Connecticut, 3/30/01
(National Semifinal at St. Louis, Mo.)
- 5 Amanda Barksdale vs. Alcorn State, 3/17/01
(Midwest Region First Round at Notre Dame, Ind.)
- 4 **five times (MR: Devereaux Peters at Utah, 3/19/11)**
(Dayton Region First Round at Salt Lake City, Utah))

Steals

- 7 **Skylar Diggins vs. Vermont, 3/23/10**
(Kansas City Region Second Round at Notre Dame, Ind.)
- 7 Niele Ivey vs. Southwest Missouri State, 3/13/98
(Midwest Region First Round at Lubbock, Texas)
- 6 **five times (MR: Skylar Diggins vs. Oklahoma, 3/28/10)**
(Kansas City Regional Semifinal at Kansas City, Mo.)

Field Goals Made

- 13 **Skylar Diggins vs. Vermont, 3/23/10**
(Kansas City Region Second Round at Notre Dame, Ind.)
- 13 Jacqueline Batteast vs. Middle Tennessee, 3/23/04
(East Region Second Round at Notre Dame, Ind.)
- 13 Beth Morgan vs. Alabama, 3/22/97
(East Regional Semifinal at Columbia, S.C.)
- 12 Lindsay Schrader vs. Boston College, 3/19/06
(Albuquerque Region First Round at West Lafayette, Ind.)
- 11 Ruth Riley vs. Vanderbilt, 3/26/01
(Midwest Regional Final at Denver, Colo.)
- 11 Katryna Gaither at Texas, 3/17/97
(East Region Second Round at Austin, Texas)

Field Goals Attempted

- 23 Lindsay Schrader vs. Boston College, 3/19/06
(Albuquerque Region First Round at West Lafayette, Ind.)
- 22 Jacqueline Batteast vs. Penn State, 3/27/04
(East Regional Semifinal at Hartford, Conn.)
- 22 Beth Morgan vs. Alabama, 3/22/97
(East Regional Semifinal at Columbia, S.C.)
- 21 **five times (MR: Skylar Diggins vs. Vermont, 3/23/10)**
(Kansas City Region Second Round at Notre Dame, Ind.)

Field Goal Percentage

(min. 6 made)

- 1.000 (8-8) Rosanne Bohman at Texas, 3/17/97
(East Region Second Round at Austin, Texas)
- 1.000 (6-6) Ruth Riley vs. Alcorn State, 3/17/01
(Midwest Region First Round at Notre Dame, Ind.)
- .875 (7-8) Ruth Riley vs. San Diego, 3/17/00
(Midwest Region First Round at Notre Dame, Ind.)
- .818 (9-11) Katryna Gaither at Texas Tech, 3/17/96
(Midwest Region Second Round at Lubbock, Texas)
- .800 (8-10) **Devereaux Peters vs. Texas A&M, 4/5/11**
(National Championship Game at Indianapolis, Ind.)

Three-Point Field Goals Made

- 6 **Brittany Mallory vs. Oklahoma, 3/26/11**
(Dayton Regional Semifinal at Dayton, Ohio)
- 6 Sheila McMillen vs. Purdue, 3/21/98
(Midwest Regional Semifinal at Lubbock, Texas)
- 6 Beth Morgan vs. Alabama, 3/22/97
(East Regional Semifinal at Columbia, S.C.)
- 4 **five times (MR: Skylar Diggins vs. Tennessee, 3/28/11)**
(Dayton Regional Final at Dayton, Ohio))

Three-Point Field Goals Attempted

- 11 Beth Morgan at Texas Tech, 3/17/96
(Midwest Region Second Round at Lubbock, Texas)

- 10 **Brittany Mallory vs. Oklahoma, 3/26/11**
(Dayton Regional Semifinal at Dayton, Ohio)

- 10 Jeneka Joyce vs. Southwest Missouri State, 3/21/04
(East Region First Round at Notre Dame, Ind.)
- 10 Sheila McMillen vs. Purdue, 3/21/98
(Midwest Regional Semifinal at Lubbock, Texas)
- 10 Beth Morgan vs. Alabama, 3/22/97
(East Regional Semifinal at Columbia, S.C.)

Three-Point Field Goal Percentage (min. 3 made)

- 1.000 (3-3) **Natalie Novosel vs. Temple, 3/21/11**
(Dayton Region Second Round at Salt Lake City, Utah)
- 1.000 (3-3) Charel Allen vs. Oklahoma, 3/25/08
(Oklahoma City Region Second Round at West Lafayette, Ind.)
- .800 (4-5) Alicia Ratay vs. Connecticut, 3/30/01
(National Semifinal at St. Louis, Mo.)
- .750 (3-4) four times (MR: Jeneka Joyce vs. Middle Tennessee, 3/23/04
(East Region Second Round at Notre Dame, Ind.))

Free Throws Made

- 14 Beth Morgan at Texas, 3/17/97
(East Region Second Round at Austin, Texas)
- 12 Charel Allen vs. Oklahoma, 3/25/08
(Oklahoma City Region Second Round at West Lafayette, Ind.)
- 10 four times (MR: Ruth Riley vs. Purdue, 4/1/01
(National Championship Game at St. Louis, Mo.))

Free Throws Attempted

- 18 Beth Morgan at Texas, 3/17/97
(East Region Second Round at Austin, Texas)
- 14 Ruth Riley vs. Purdue, 4/1/01
(National Championship Game at St. Louis, Mo.)
- 13 Michelle Marciniak at UCLA, 3/18/92
(Midwest Region First Round at Westwood, Calif.)
- 12 three times (MR: Charel Allen vs. Oklahoma, 3/25/08
(Oklahoma City Region Second Round at West Lafayette, Ind.))

Free Throw Percentage (min. 7 made)

- 1.000 (12-12) Charel Allen vs. Oklahoma, 3/25/08
(Oklahoma City Region Second Round at West Lafayette, Ind.)
- 1.000 (10-10) Beth Morgan vs. Alabama, 3/22/97
(East Regional Semifinal at Columbia, S.C.)
- 1.000 (8-8) Becca Bruszewski vs. Temple, 3/21/11
(Dayton Region Second Round at Salt Lake City, Utah)
- 1.000 (8-8) Niele Ivey vs. Connecticut, 3/30/01
(National Semifinal at St. Louis, Mo.)
- 1.000 (8-8) Katryna Gaither vs. Tennessee, 3/28/97
(National Semifinal at Cincinnati, Ohio)

Most Points (Game)

- 98 vs. Alcorn State, 3/17/01
(Midwest Region First Round at Notre Dame, Ind.)
- 95 vs. George Washington, 3/19/00
(Midwest Region Second Round at Notre Dame, Ind.)
- 93 vs. Memphis, 3/15/97 (East Region First Round at Austin, Texas)
- 90 vs. Connecticut, 3/30/01 (National Semifinal at St. Louis, Mo.)
- 88 vs. Michigan, 3/19/01
(Midwest Region Second Round at Notre Dame, Ind.)

Most Points (One Half)

- 55 (2nd) vs. Alabama, 3/22/97 (East Regional Semifinal at Columbia, S.C.)
- 53 (2nd) vs. Connecticut, 3/30/01 (National Semifinal at St. Louis, Mo.)
- 52 (2nd) vs. Cleveland State, 3/21/10
(Kansas City Region First Round at Notre Dame, Ind.)
- 52 (2nd) vs. George Washington, 3/19/00
(Midwest Region Second Round at Notre Dame, Ind.)
- 52 (2nd) vs. Memphis, 3/15/97 (East Region First Round at Austin, Texas)

Fewest Points (Game)

- 47 vs. Purdue, 3/30/03 (East Regional Semifinal at Dayton, Ohio)
- 49 vs. Penn State, 3/27/04 (East Regional Semifinal at Hartford, Conn.)
- 50 vs. Tennessee, 3/17/02
(Midwest Region Second Round at Knoxville, Tenn.)
- 51 vs. North Carolina, 3/20/07
(Dallas Region Second Round at Pittsburgh, Pa.)
- 58 vs. New Mexico, 3/15/02
(Midwest Region First Round at Knoxville, Tenn.)

Fewest Points (One Half)

- 18 (1st) vs. Purdue, 3/30/03 (East Regional Semifinal at Dayton, Ohio)
- 22 (1st) vs. Penn State, 3/27/04 (East Regional Semifinal at Hartford, Conn.)
- 23 (1st) vs. Arizona, 3/23/03 (East Region First Round at Manhattan, Kan.)
- 23 (2nd) twice (MR: vs. North Carolina, 3/20/07
(Dallas Region Second Round at Pittsburgh, Pa.)

Rebounds

- 62 vs. Alcorn State, 3/17/01
(Midwest Region First Round at Notre Dame, Ind.)
- 54 vs. George Washington, 3/19/00
(Midwest Region Second Round at Notre Dame, Ind.)
- 53 vs. George Washington, 3/24/97
(East Regional Final at Columbia, S.C.)
- 51 vs. Memphis, 3/15/97 (East Region First Round at Austin, Texas)
- 49 vs. SMU, 3/23/08
(Oklahoma City Region First Round at West Lafayette, Ind.)

Assists

- 25 vs. Cleveland State, 3/21/10
(Kansas City Region First Round at Notre Dame, Ind.)

- 25 vs. Memphis, 3/15/97 (East Region First Round at Austin, Texas)
- 24 vs. Oklahoma, 3/26/11 (Dayton Regional Semifinal at Dayton, Ohio)
- 22 vs. Alcorn State, 3/17/01
(Midwest Region First Round at Notre Dame, Ind.)
- 21 twice (MR: vs. Temple, 3/21/11
(Dayton Region Second Round at Salt Lake City, Utah))

Blocks

- 11 vs. Purdue, 4/1/01 (National Championship Game at St. Louis, Mo.)
- 9 vs. Arizona State, 3/21/05
(Tempe Region Second Round at Fresno, Calif.)
- 9 vs. Purdue, 3/30/03 (East Regional Semifinal at Dayton, Ohio)
- 8 four times (MR: vs. Alcorn State, 3/17/01
(Midwest Region First Round at Notre Dame, Ind.))

Steals

- 20 vs. Southwest Missouri State, 3/13/98
(Midwest Region First Round at Lubbock, Texas)
- 19 vs. Vermont, 3/23/10
(Kansas City Region Second Round at Notre Dame, Ind.)
- 17 vs. Arizona State, 3/21/05
(Tempe Region Second Round at Fresno, Calif.)
- 16 vs. Arizona, 3/23/03
(East Region First Round at Manhattan, Kan.)
- 16 vs. Purdue, 3/15/96
(Midwest Region First Round at Lubbock, Texas)

Field Goals Made

- 36 vs. Alcorn State, 3/17/01
(Midwest Region First Round at Notre Dame, Ind.)
- 35 vs. Memphis, 3/15/97 (East Region First Round at Austin, Texas)
- 34 vs. Michigan, 3/19/01
(Midwest Region Second Round at Notre Dame, Ind.)
- 33 vs. Cleveland State, 3/21/10
(Kansas City Region First Round at Notre Dame, Ind.)
- 32 vs. Alabama, 3/22/97 (East Regional Semifinal at Columbia, S.C.)

Field Goals Attempted

- 71 at UCLA, 3/18/92
(Midwest Region First Round at Westwood, Calif.)
- 70 vs. Southwest Missouri State, 3/21/04
(East Region First Round at Notre Dame, Ind.)
- 69 vs. SMU, 3/23/08
(Oklahoma City Region First Round at West Lafayette, Ind.)
- 67 twice (MR: vs. Boston College, 3/19/06
(Albuquerque Region First Round at West Lafayette, Ind.)

Field Goal Percentage
(min. 20 made)

- .636 (28-44) vs. San Diego, 3/17/00
(Midwest Region First Round at Notre Dame, Ind.)
- .593 (32-54) vs. Alabama, 3/22/97 (East Regional Semifinal at Columbia, S.C.)
- .558 (29-52) vs. Vanderbilt, 3/26/01 (Midwest Regional Final at Denver, Colo.)

- .553 (26-47) vs. Middle Tennessee, 3/21/04
(East Region Second Round at Notre Dame, Ind.)
- .553 (26-47) at LSU, 3/15/99 (West Region Second Round at Baton Rouge, La.)

Three-Point
Field Goals Made

- 9 vs. Oklahoma, 3/26/11
(Dayton Regional Semifinal at Dayton, Ohio)
- 8 four times (MR: vs. Connecticut, 3/30/01
(National Semifinal at St. Louis, Mo.))

Three-Point Field Goals
Attempted

- 23 vs. Southwest Missouri State, 3/21/04
(East Region First Round at Notre Dame, Ind.)
- 20 at Texas Tech, 3/17/96
(Midwest Region Second Round at Lubbock, Texas)
- 18 four times (MR: vs. Oklahoma, 3/26/11
(Dayton Regional Semifinal at Dayton, Ohio))

Three-Point Field Goal
Percentage (min. 5 made)

- .750 (8-12) vs. Alabama, 3/22/97 (East Regional Semifinal at Columbia, S.C.)
- .727 (8-11) vs. Connecticut, 3/30/01 (National Semifinal at St. Louis, Mo.)
- .625 (5-8) vs. Oklahoma, 3/25/08
(Oklahoma City Region Second Round at West Lafayette, Ind.)

Free Throws Made

- 33 vs. George Washington, 3/19/00
(Midwest Region Second Round at Notre Dame, Ind.)
- 28 vs. Connecticut, 3/30/01 (National Semifinal at St. Louis, Mo.)
- 25 twice (MR: vs. Minnesota, 3/22/09
(Trenton Region First Round at Notre Dame, Ind.)
- 24 vs. Arizona, 3/23/03 (East Region First Round at Manhattan, Kan.)

Free Throws Attempted

- 45 vs. George Washington, 3/19/00
(Midwest Region Second Round at Notre Dame, Ind.)
- 36 vs. Connecticut, 3/30/01 (National Semifinal at St. Louis, Mo.)
- 36 vs. San Diego, 3/17/00
(Midwest Region First Round at Notre Dame, Ind.)
- 32 twice (MR: vs. Minnesota, 3/22/09
(Trenton Region First Round at Notre Dame, Ind.)

Free Throw Percentage
(min. 15 made)

- .917 (22-24) vs. Oklahoma, 3/25/08
(Oklahoma City Region Second Round at West Lafayette, Ind.)
- .882 (15-17) vs. Oklahoma, 3/28/10
(Kansas City Regional Semifinal at Kansas City, Mo.)
- .880 (22-25) at UCLA, 3/18/92 (Midwest Region First Round at Westwood, Calif.)
- .864 (19-22) vs. Southwest Missouri State, 3/21/04
(East Region First Round at Notre Dame, Ind.)
- .852 (23-27) at Texas, 3/17/97 (East Region Second Round at Austin, Texas)

Opponent NCAA Tournament Records

Most Points (Individual): 36 by Maya Moore (Connecticut), 4/3/11 (National Semifinal at Indianapolis, Ind.)

Most Points (Team, Game): 92 by UCLA, 3/18/92 (Midwest Region First Round at Westwood, Calif.)

Most Points (Team, One Half): 56 (2nd) by UCLA, 3/18/92 (Midwest Region First Round at Westwood, Calif.)

Fewest Points (Team, Game): 44 by New Mexico, 3/17/02 (Midwest Region First Round at Knoxville, Tenn.)

Fewest Points (Team, One Half): 11 by New Mexico, 3/17/02 (Midwest Region First Round at Knoxville, Tenn.) (tied NCAA Midwest Region first & second round game record)

Most Rebounds (Individual): 17 by Kelly Schumacher (Connecticut), 3/30/01 (National Semifinal at St. Louis, Mo.)

Most Rebounds (Team): 64 by UCLA, 3/18/92 (Midwest Region First Round at Westwood, Calif.)

Most Assists (Individual): 13 by Vanessa Wallace (Texas), 3/17/97 (East Region Second Round at Austin, Texas)

Most Assists (Team): 23, twice (MR: by Oklahoma, 3/25/08 (Oklahoma City Region Second Round at West Lafayette, Ind.))

Most Blocks (Individual): 6 by Tajama Abraham (George Washington), 3/24/97 (East Regional Final at Columbia, S.C.)

Most Blocks (Team): 9 by North Carolina, 3/20/07 (Dallas Region Second Round at Pittsburgh, Pa.)

Most Steals (Individual): 7 by Courtney Pilypalitis (Vermont), 3/23/10 (Kansas City Region Second Round at Notre Dame, Ind.)

Most Steals (Team): 17 by George Washington, 3/19/00 (Midwest Region Second Round at Notre Dame, Ind.)

Most Field Goals Made (Individual): 14 by Maya Moore (Connecticut), 4/3/11 (National Semifinal at Indianapolis, Ind.)

Most Field Goals Made (Team): 34, twice (MR: by Texas, 3/17/97 (East Region Second Round at Austin, Texas))

Fewest Field Goals Made (Team): 15 by Alcorn State, 3/17/01 (Midwest Region First Round at Notre Dame, Ind.)

Most Field Goals Attempted (Individual): 30 by Maya Moore (Connecticut), 4/3/11 (National Semifinal at Indianapolis, Ind.)

Most Field Goals Attempted (Team): 83 by UCLA, 3/18/92 (Midwest Region First Round at Westwood, Calif.)

Fewest Field Goals Attempted (Team): 48, twice (MR: by Boston College, 3/19/06 (Albuquerque Region First Round at West Lafayette, Ind.)

Highest Field Goal Percentage (Individual - min. 6 made): .900 (9-10) by Nicole Griffin (Oklahoma), 3/26/11 (Dayton Regional Semifinal at Dayton, Ohio)

Highest Field Goal Percentage (Team - min. 20 made): .547 (29-53) by Texas A&M, 4/5/11 (National Championship Game at Indianapolis, Ind.)

Lowest Field Goal Percentage (Team): .211 (15-71) by Alcorn State, 3/17/01 (Midwest Region First Round at Notre Dame, Ind.)

Most Three-Point Field Goals Made (Individual): 7 by Laurie Koehn (Kansas State), 3/25/03 (East Region Second Round at Manhattan, Kan.)

Most Three-Point Field Goals Made (Team): 9, three times (MR: by Oklahoma, 3/25/08 (Oklahoma City Region Second Round at West Lafayette, Ind.))

Fewest Three-Point Field Goals Made (Team): 1, twice (MR: by Oklahoma, 3/26/11 (Dayton Regional Semifinal at Dayton, Ohio))

Most Three-Point Field Goals Attempted (Individual): 17 by Laurie Koehn (Kansas State), 3/25/03 (East Region Second Round at Manhattan, Kan.)

Most Three-Point Field Goals Attempted (Team): 41 by Alcorn State, 3/17/01 (Midwest Region First Round at Notre Dame, Ind.)

Fewest Three-Point Field Goals Attempted (Team): 5 by UCLA, 3/18/92 (Midwest Region First Round at Westwood, Calif.)

Highest Three-Point Field Goal Percentage (Individual - min. 3 made): .750 (3-4), four times (MR: by Kristen McCarthy (Temple), 3/21/11 (Dayton Region Second Round at Salt Lake City, Utah))

Highest Three-Point Field Goal Percentage (Team - min. 5 made): .615 (8-13) by Temple, 3/21/11 (Dayton Region Second Round at Salt Lake City, Utah)

Lowest Three-Point Field Goal Percentage (Team): .080 (2-25) by Arizona, 3/23/03 (East Region First Round at Manhattan, Kan.)

Most Free Throws Made (Individual): 12 by Candace Parker (Tennessee), 3/30/08 (Oklahoma City Regional Semifinal at Oklahoma City, Okla.)

Most Free Throws Made (Team): 29 by Boston College, 3/19/06 (Albuquerque Region First Round at West Lafayette, Ind.)

Fewest Free Throws Made (Team): 3 by George Washington, 3/24/97 (East Region Final at Columbia, S.C.)

Most Free Throws Attempted (Individual): 17 by Candace Parker (Tennessee), 3/30/08 (Oklahoma City Regional Semifinal at Oklahoma City, Okla.)

Most Free Throws Attempted (Team): 36 by Boston College, 3/19/06 (Albuquerque Region First Round at West Lafayette, Ind.)

Fewest Free Throws Attempted (Team): 5 by Vermont, 3/23/10 (Kansas City Region Second Round at Notre Dame, Ind.)

Highest Free Throw Percentage (Individual - min. 6 made): 1.000 (6-6), seven times (MR: by Sydney Colson (Texas A&M), 4/5/11 (National Championship Game at Indianapolis, Ind.))

Highest Free Throw Percentage (Team - min. 15 made): .842 (16-19) by North Carolina, 3/20/07 (Dallas Region Second Round at Pittsburgh, Pa.)

Lowest Free Throw Percentage (Team): .300 (3-10) by George Washington, 3/24/97 (East Region Final at Columbia, S.C.)



Teresa Borton had 12 points and six rebounds as Notre Dame defeated Boston College, 64-57 in 2005.

ADRIAN

Adrian leads 1-0

Home: 0-0, Away: 0-0, Neutral: 0-1

Date	Site		Score
3/7/80	Upland, Ind. *	L	59-73

* - AIAW Midwest Regional

ALABAMA

Alabama leads 3-1

Home: 0-1, Away: 0-1, Neutral: 1-1

Date	Site		Score
1/16/83	Notre Dame, Ind.	L	56-71
2/13/85	Tuscaloosa, Ala.	L	62-67
12/3/94	Irvine, Calif. *	L	87-105
3/22/97	Columbia, S.C. †	W	87-71

* - UCI/Newport Beach Marriott Classic

† - NCAA Tournament (East Regional Semifinal)

ALASKA-ANCHORAGE

Notre Dame leads 1-0

Home: 0-0, Away: 1-0, Neutral: 0-0

Date	Site		Score
3/20/81	Anchorage, Alaska *	W	59-58

* - Northern Lights Tournament

ALCORN STATE

Notre Dame leads 1-0

Home: 1-0, Away: 0-0, Neutral: 0-0

Date	Site		Score
3/17/01	Notre Dame, Ind.	W	98-49

* - NCAA Tournament (First Round)

ARIZONA

Notre Dame leads 3-1

Home: 1-0, Away: 0-1, Neutral: 2-0

Date	Site		Score
12/3/88	Charlottesville, Va. *	W (ot)	85-81
11/20/00	Notre Dame, Ind.	W	95-65
11/24/01	Tucson, Ariz.	L	70-72
3/23/03	Manhattan, Kan. ^	W	59-47

* - Investors Women's Classic

^ - NCAA Tournament (First Round)

ARIZONA STATE

Arizona State leads 2-1

Home: 0-0, Away: 1-1, Neutral: 0-1

Date	Site		Score
1/27/83	Tempe, Ariz.	L	57-82
12/7/02	Tempe, Ariz. *	W	81-52
3/21/05	Fresno, Calif. ^	L	61-70

* - AstraZeneca Hoops for the Cure Classic II

^ - NCAA Tournament (Second Round)

ARKANSAS-PINE BLUFF

Notre Dame leads 1-0

Home: 1-0, Away: 0-0, Neutral: 0-0

Date	Site		Score
11/15/09	Notre Dame, Ind.	W	102-57

ARKANSAS STATE

Notre Dame leads 1-0

Home: 0-0, Away: 0-0, Neutral: 1-0

Date	Site		Score
12/17/05	Las Vegas, Nev. *	W	77-54

* - Duel in the Desert

ARMY

Notre Dame leads 1-0

Home: 1-0, Away: 0-0, Neutral: 0-0

Date	Site		Score
11/26/01	Notre Dame, Ind.	W	89-57

AUBURN

Notre Dame leads 1-0

Home: 0-0, Away: 0-0, Neutral: 1-0

Date	Site		Score
11/14/03	Boulder, Colo. *	W	77-64

* - WBCA Classic

AUGUSTANA

Notre Dame leads 1-0

Home: 1-0, Away: 0-0, Neutral: 0-0

Date	Site		Score
1/13/83	Notre Dame, Ind.	W	87-66

BALL STATE

Ball State leads 2-1

Home: 1-0, Away: 0-1, Neutral: 0-1

Date	Site		Score
2/11/81	Muncie, Ind.	L	61-79
3/6/81	Bloomington, Ind. *	L	69-76
1/28/82	Notre Dame, Ind.	W	60-57

* - AIAW State Tournament

BAYLOR

Baylor leads 1-0

Home: 0-0, Away: 1-0, Neutral: 0-0

Date	Site		Score
12/1/10	Waco, Texas	L	65-76

BOSTON COLLEGE

Notre Dame leads 12-5

Home: 8-0, Away: 4-4, Neutral: 0-1

Date	Site		Score
12/30/83	Chestnut Hill, Mass. *	L	55-59
1/6/96	Notre Dame, Ind.	W	80-51
1/7/97	Chestnut Hill, Mass.	W	61-57
2/12/97	Notre Dame, Ind.	W	91-64
1/17/98	Chestnut Hill, Mass.	L	76-78
12/30/98	Chestnut Hill, Mass.	L	65-78
2/3/99	Notre Dame, Ind.	W	74-59
2/5/00	Notre Dame, Ind.	W	72-59
2/3/01	Chestnut Hill, Mass.	W	81-65
2/10/02	Notre Dame, Ind.	W	60-44
1/29/03	Chestnut Hill, Mass.	L	48-76
1/31/04	Notre Dame, Ind.	W	52-50
2/2/05	Notre Dame, Ind.	W	64-57
2/15/05	Chestnut Hill, Mass.	W	54-47
3/19/06	West Lafayette, Ind. #	L	61-78
11/24/07	Notre Dame, Ind.	W	88-58

11/23/08 Chestnut Hill, Mass. W 102-54

* - Nike Christmas Classic

- NCAA Tournament (First Round)

BOSTON UNIVERSITY

Boston University leads 1-0

Home: 0-1, Away: 0-0, Neutral: 0-0

Date	Site		Score
1/19/86	Notre Dame, Ind.	L	72-74

BOWLING GREEN

Notre Dame leads 4-0

Home: 2-0, Away: 2-0, Neutral: 0-0

Date	Site		Score
11/26/95	Notre Dame, Ind.	W	92-67
11/23/96	Bowling Green, Ohio	W	85-70
11/13/06	Notre Dame, Ind.	W (ot)	85-81
12/5/07	Bowling Green, Ohio	W (ot)	86-94

BRADLEY

Notre Dame leads 1-0

Home: 0-0, Away: 1-0, Neutral: 0-0

Date	Site		Score
2/18/83	Peoria, Ill.	W	68-57

BRIGHAM YOUNG

Notre Dame leads 1-0

Home: 0-0, Away: 0-0, Neutral: 1-0

Date	Site		Score
12/5/87	Green Bay, Wis. *	W	81-69

* - Phoenix Classic

BROWN

Notre Dame leads 1-0

Home: 0-0, Away: 1-0, Neutral: 0-0

Date	Site		Score
12/5/93	Providence, R.I. *	W	58-54

* - Brown PowerBar Tournament

BUTLER

Notre Dame leads 20-6

Home: 10-3, Away: 7-3, Neutral: 2-0

Date	Site		Score
12/1/80	Notre Dame, Ind.	L	51-60
12/10/81	Indianapolis, Ind.	L	58-67
12/2/82	Notre Dame, Ind.	W	80-73
1/30/85	Indianapolis, Ind.	W	79-40
2/28/85	Notre Dame, Ind.	W	99-36
1/29/86	Indianapolis, Ind.	W	91-40
2/26/86	Notre Dame, Ind.	W	77-48
1/21/89	Indianapolis, Ind.	W	61-40
3/5/89	Notre Dame, Ind.	W	88-65
1/9/90	Notre Dame, Ind.	W	74-59
2/13/90	Indianapolis, Ind.	W	59-46
3/10/90	Dayton, Ohio *	W	67-66
1/7/91	Indianapolis, Ind.	W	80-64
2/12/91	Notre Dame, Ind.	W	94-62
3/9/91	Dayton, Ohio *	W	62-52
1/23/92	Indianapolis, Ind.	L	63-77
2/22/92	Notre Dame, Ind.	W	79-70
1/30/93	Indianapolis, Ind.	L	70-82
3/4/93	Notre Dame, Ind.	L	69-80
1/22/94	Notre Dame, Ind.	L	62-65
2/10/94	Indianapolis, Ind.	W	82-80
2/10/95	Notre Dame, Ind.	W	68-56
11/18/97	Notre Dame, Ind.	W	71-65
11/18/98	Indianapolis, Ind.	W	71-60
12/1/99	Notre Dame, Ind.	W	77-57
11/28/10	Notre Dame, Ind. #	W	85-54

* - IMCC Tournament

- WBCA Classic

All-Time Series

CALIFORNIA

Notre Dame leads 1-0

Home: 0-0, Away: 0-0, Neutral: 1-0

Date	Site		Score
3/18/07	Pittsburgh, Pa. *	W	62-59

* - NCAA Tournament (First Round)

CANISIUS

Notre Dame leads 1-0

Home: 1-0, Away: 0-0, Neutral: 0-0

Date	Site		Score
11/27/07	Notre Dame, Ind.	W	93-47

CEDARVILLE

Notre Dame leads 1-0

Home: 0-0, Away: 0-0, Neutral: 1-0

Date	Site		Score
12/1/79	Upland, Ind. *	W	73-60

* - Taylor Invitational

CENTRAL FLORIDA (UCF)

Notre Dame leads 2-0

Home: 0-0, Away: 2-0, Neutral: 0-0

Date	Site		Score
11/25/89	Orlando, Fla. *	W	81-61
12/29/09	Orlando, Fla.	W	85-52

* - Rotary Classic

CENTRAL MICHIGAN

Notre Dame leads 2-1

Home: 1-1, Away: 1-0, Neutral: 0-0

Date	Site		Score
12/21/83	Notre Dame, Ind.	L	69-72
11/10/06	Notre Dame, Ind.	W	88-66
11/20/07	Mount Pleasant, Mich.	W	94-41



Danielle Green posted a double-double with 20 points and 15 rebounds as Notre Dame defeated No. 6 Duke in 1998.

CHARLOTTE

Notre Dame leads 2-0

Home: 0-0, Away: 2-0, Neutral: 0-0

Date	Site		Score
12/28/08	Charlotte, N.C.	W	68-61
12/20/09	Notre Dame, Ind.	W	90-31

CHICAGO

Notre Dame leads 1-0

Home: 0-0, Away: 1-0, Neutral: 0-0

Date	Site		Score
1/24/80	Chicago, Ill.	W	70-61

CHICAGO STATE

Notre Dame leads 2-0

Home: 0-0, Away: 0-0, Neutral: 2-0

Date	Site		Score
1/13/79	DeKalb, Ill. *	W	78-55
1/11/80	DeKalb, Ill. #	W	68-61

* - Northern Illinois Tournament

- Huskie Invitational

CINCINNATI

Notre Dame leads 7-0

Home: 4-0, Away: 3-0, Neutral: 0-0

Date	Site		Score
2/13/82	Notre Dame, Ind.	W	67-58
2/25/06	Cincinnati, Ohio	W (ot)	75-66
1/10/07	Notre Dame, Ind.	W	81-70
2/2/08	Cincinnati, Ohio	W	73-41
1/31/09	Notre Dame, Ind.	W	66-50
2/9/10	Cincinnati, Ohio	W	66-50
2/26/11	Notre Dame, Ind.	W	66-48

CLARK

Notre Dame leads 1-0

Home: 1-0, Away: 0-0, Neutral: 0-0

Date	Site		Score
11/1/78	Notre Dame, Ind.	W	81-51

CLEVELAND STATE

Notre Dame leads 6-0

Home: 4-0, Away: 2-0, Neutral: 0-0

Date	Site		Score
1/20/87	Notre Dame, Ind.	W	85-68
2/17/88	Cleveland, Ohio	W	87-69
1/9/95	Notre Dame, Ind.	W	90-66
2/16/95	Cleveland, Ohio	W (ot)	83-79
11/26/02	Notre Dame, Ind.	W	107-65
3/21/10	Notre Dame, Ind. *	W	86-58

* - NCAA Tournament (First Round)

COLORADO

Colorado leads 3-0

Home: 0-0, Away: 0-1, Neutral: 0-2

Date	Site		Score
12/6/86	Austin, Texas *	L	53-76
12/27/94	Seattle, Wash. #	L	70-91
11/15/03	Boulder, Colo. !	L (ot)	63-67

* - Texas Classic

- Seattle Times Husky Classic

! - WBCA Classic

COLORADO STATE

Notre Dame leads 3-1

Home: 2-0, Away: 1-1, Neutral: 0-0

Date	Site		Score
11/21/01	Fort Collins, Colo.	L	66-72
12/23/02	Notre Dame, Ind.	W	46-45
12/29/03	Fort Collins, Colo.	W	63-59
11/22/04	Notre Dame, Ind.	W	69-47

CONCORDIA

Notre Dame leads 1-0

Home: 1-0, Away: 0-0, Neutral: 0-0

Date	Site		Score
12/6/80	Notre Dame, Ind.	W	82-51

CONNECTICUT

Connecticut leads 28-5

Home: 2-9, Away: 1-17, Neutral: 2-2

Date	Site		Score
1/18/96	Notre Dame, Ind.	L	64-87
2/24/96	Storrs, Conn.	L	79-86
3/5/96	Storrs, Conn. *	L	54-71
2/9/97	Storrs, Conn.	L	49-72
3/4/97	Storrs, Conn. *	L	77-86
12/6/97	Notre Dame, Ind.	L	59-78
2/21/98	Storrs, Conn.	L	61-73
3/2/98	Piscataway, N.J. *	L	53-73
12/8/98	Notre Dame, Ind.	L	81-106
3/2/99	Piscataway, N.J. *	L	75-96
2/26/00	Hartford, Conn.	L	59-77
1/15/01	Notre Dame, Ind.	W	92-76
3/6/01	Storrs, Conn. *	L	76-78
3/30/01	St. Louis, Mo. #	W	90-75
1/21/02	Hartford, Conn.	L	53-80
1/20/03	Notre Dame, Ind.	L	52-73
2/23/03	Storrs, Conn.	L	59-77
1/13/04	Notre Dame, Ind.	W	66-51
1/12/05	Notre Dame, Ind.	L	50-67
1/30/05	Storrs, Conn.	W	65-59
3/7/05	Hartford, Conn. *	L	54-67
2/19/06	Notre Dame, Ind.	L	64-79
3/5/06	Hartford, Conn. *	L	60-71
1/27/07	Storrs, Conn.	L	47-64
1/27/08	Notre Dame, Ind.	L	64-81
2/22/09	Hartford, Conn.	L	66-76
1/16/10	Storrs, Conn.	L	46-70
3/1/10	Notre Dame, Ind.	L	51-76
3/8/10	Hartford, Conn. *	L	44-59
1/8/11	Notre Dame, Ind.	L	76-79
2/19/11	Storrs, Conn.	L	57-78
3/8/11	Hartford, Conn. *	L	64-73
4/3/11	Indianapolis, Ind. #	W	72-63

* - BIG EAST Tournament

- NCAA Tournament (National Semifinal)

* - Saint Catherine's Tournament

CREIGHTON

Notre Dame leads 2-0

Home: 1-0, Away: 0-0, Neutral: 1-0

Date	Site		Score
1/9/82	Minneapolis, Minn. *	W	69-48
12/11/10	Notre Dame, Ind.	W	91-54

* - Saint Catherine's Tournament

DAVIDSON

Notre Dame leads 1-0

Home: 0-0, Away: 0-0, Neutral: 1-0

Date	Site		Score
1/4/81	Charlotte, N.C.	W	85-37

DAYTON

Notre Dame leads 22-6

Home: 10-3, Away: 11-3, Neutral: 1-0

Date	Site		Score
3/6/83	Notre Dame, Ind.	W (ot)	68-64
3/3/84	Dayton, Ohio	W	63-57
2/5/85	Dayton, Ohio	W	81-66
3/6/85	Notre Dame, Ind.	W	72-57
2/5/86	Notre Dame, Ind.	L	58-61
3/8/86	Dayton, Ohio	W	66-62
1/28/87	Notre Dame, Ind.	L	54-55
3/7/87	Dayton, Ohio	W	59-48
2/13/88	Notre Dame, Ind.	W	60-58
3/12/88	Dayton, Ohio	W	77-64
1/28/89	Notre Dame, Ind.	W	72-57
2/23/89	Dayton, Ohio	L	55-67

1/23/90	Dayton, Ohio	W	85-60
3/1/90	Notre Dame, Ind.	W	76-47
3/9/90	Dayton, Ohio *	W	67-59
1/21/91	Notre Dame, Ind.	W	79-49
2/28/91	Dayton, Ohio	L	76-79
3/8/91	Dayton, Ohio *	W	81-61
1/9/92	Notre Dame, Ind.	W (2ot)	76-70
2/8/92	Dayton, Ohio	L	62-63
3/12/92	Cincinnati, Ohio *	W	74-55
1/7/93	Dayton, Ohio	W	72-60
2/13/93	Notre Dame, Ind.	W	92-80
3/8/93	Notre Dame, Ind. *	L	74-78
1/4/94	Dayton, Ohio	W	63-55
1/2/95	Notre Dame, Ind.	W	80-63
12/13/03	Notre Dame, Ind.	W	78-41
12/9/04	Dayton, Ohio	W	65-39

* - MCC Tournament

DELAWARE

Delaware leads 1-0

Home: 0-0, Away: 0-0, Neutral: 0-1

Date	Site	Score
12/20/80	Philadelphia, Pa. *	L 56-70

* - Penn Holiday Tournament

DEPAUL

DePaul leads 19-16

Home: 9-6, Away: 6-11, Neutral: 1-2

Date	Site	Score
1/30/79	Chicago, Ill.	L 53-82
2/27/82	Notre Dame, Ind.	L 55-60
2/27/83	Chicago, Ill.	W 52-50
1/21/84	Chicago, Ill.	L 46-62
1/30/84	Notre Dame, Ind.	W 78-62
1/27/85	Chicago, Ill.	L 64-72
2/24/85	Notre Dame, Ind.	W 68-57
1/26/86	Notre Dame, Ind.	W 55-53
2/23/86	Chicago, Ill.	W 73-58
1/18/87	Notre Dame, Ind.	L 68-80
2/21/87	Chicago, Ill.	W 53-44
1/20/88	Chicago, Ill.	L 77-80
2/28/88	Notre Dame, Ind.	L 68-69
1/24/89	Chicago, Ill.	L 62-83
3/24/89	Amarillo, Texas *	L 69-77
1/27/90	Notre Dame, Ind.	L 64-71
1/11/91	Chicago, Ill.	W 81-66
2/11/92	Notre Dame, Ind.	L 49-62
1/25/93	Chicago, Ill.	L 55-71
1/11/94	Notre Dame, Ind.	W 77-63
1/16/95	Chicago, Ill.	L 87-96
12/31/01	Notre Dame, Ind.	W 79-50
12/11/02	Chicago, Ill.	L 59-75
1/17/06	Notre Dame, Ind.	W 78-75
2/12/06	Chicago, Ill.	L 50-79
2/11/07	Notre Dame, Ind.	W 78-70
2/26/07	Chicago, Ill.	L 73-87
3/3/07	Hartford, Conn. #	L 71-76
1/22/08	Notre Dame, Ind.	L 80-81
2/24/08	Chicago, Ill.	W 66-64
1/6/09	Chicago, Ill.	W 86-62
2/8/09	Notre Dame, Ind.	W 62-59
2/14/10	Notre Dame, Ind.	W 90-66
2/28/11	Chicago, Ill.	L 69-70
3/7/11	Hartford, Conn. #	W 71-67

* - NMAT

- BIG EAST Tournament

DETROIT

Notre Dame leads 22-2

Home: 12-0, Away: 9-2, Neutral: 1-0

Date	Site	Score
1/21/83	Notre Dame, Ind.	W 78-61
2/14/84	Notre Dame, Ind.	W 72-67
2/18/84	Detroit, Mich.	L 80-85
1/19/85	Detroit, Mich.	W 76-62
2/17/85	Notre Dame, Ind.	W 66-53

1/17/86	Notre Dame, Ind.	W	72-58
2/15/86	Detroit, Mich.	W	67-56
2/11/87	Detroit, Mich.	L	86-94
2/11/88	Notre Dame, Ind.	W	79-51
1/19/89	Notre Dame, Ind.	W	76-67
2/2/89	Detroit, Mich.	W	71-57
2/15/90	Notre Dame, Ind.	W	99-58
3/6/90	Detroit, Mich.	W	86-72
1/3/91	Notre Dame, Ind.	W	87-53
2/14/91	Detroit, Mich.	W	87-62
1/29/92	Detroit, Mich.	W	86-70
2/20/92	Notre Dame, Ind.	W	66-58
3/13/92	Cincinnati, Ohio *	W	85-44
1/14/93	Notre Dame, Ind.	W	80-55
2/20/93	Detroit, Mich.	W	68-55
1/29/94	Notre Dame, Ind.	W	80-67
2/24/94	Detroit, Mich.	W	87-76
1/14/95	Detroit, Mich.	W	67-65
2/25/95	Notre Dame, Ind.	W	83-62

* - MCC Tournament

DUKE

Notre Dame leads 4-1

Home: 2-0, Away: 1-1, Neutral: 1-0

Date	Site	Score
3/22/86	Amarillo, Texas *	W 74-67
2/6/88	Durham, N.C.	W 78-66
11/22/97	Durham, N.C.	L 62-80
11/21/98	Notre Dame, Ind.	W 84-57
11/17/04	Notre Dame, Ind. ^	W 76-65

* - NMAT

^ - Preseason WNIT (Semifinal)

DUQUESNE

Notre Dame leads 2-0

Home: 1-0, Away: 1-0, Neutral: 0-0

Date	Site	Score
2/6/93	Notre Dame, Ind.	W 95-67
3/1/93	Pittsburgh, Pa.	W 91-63

EAST CAROLINA

Notre Dame leads 2-0

Home: 1-0, Away: 1-0, Neutral: 0-0

Date	Site	Score
12/30/82	Notre Dame, Ind.	W 52-50
1/5/84	Greenville, N.C.	W 66-50

EASTERN MICHIGAN

Notre Dame leads 4-0

Home: 2-0, Away: 2-0, Neutral: 0-0

Date	Site	Score
12/15/82	Notre Dame, Ind.	W 75-58
11/30/84	Ypsilanti, Mich.	W 70-59
12/2/08	Ypsilanti, Mich.	W 83-63
12/2/09	Notre Dame, Ind.	W 69-59

EVANSVILLE

Notre Dame leads 19-1

Home: 10-0, Away: 8-1, Neutral: 1-0

Date	Site	Score
1/27/84	Notre Dame, Ind.	W 77-56
3/10/84	Evansville, Ind.	W 80-68
2/1/85	Notre Dame, Ind.	W 74-53
3/3/85	Evansville, Ind.	W 72-70
2/2/86	Evansville, Ind.	W 76-55
2/28/86	Notre Dame, Ind.	W 73-57
1/12/89	Evansville, Ind.	W 75-65
2/9/89	Notre Dame, Ind.	W 71-55
3/10/89	Dayton, Ohio *	W 75-66
1/29/90	Notre Dame, Ind.	W 79-45
2/3/90	Evansville, Ind.	W 70-58
11/26/90	Notre Dame, Ind.	W 83-65
2/2/91	Evansville, Ind.	W 73-56
2/13/92	Notre Dame, Ind.	W 78-62
2/24/92	Evansville, Ind.	W 79-65
1/28/93	Evansville, Ind.	L 69-73

3/6/93	Notre Dame, Ind.	W	74-62
1/20/94	Notre Dame, Ind.	W	93-48
2/12/94	Evansville, Ind.	W	89-62
11/19/08	Notre Dame, Ind.	W	96-61

* - MCC Tournament

FAIRFIELD

Notre Dame leads 1-0

Home: 0-0, Away: 0-0, Neutral: 1-0

Date	Site	Score
12/28/87	Villanova, Pa. *	W 75-62

* - Wildcat Tournament

FORDHAM

Notre Dame leads 1-0

Home: 1-0, Away: 0-0, Neutral: 0-0

Date	Site	Score
11/27/00	Notre Dame, Ind.	W 89-44

FLORIDA INTERNATIONAL

Notre Dame leads 1-0

Home: 0-0, Away: 1-0, Neutral: 0-0

Date	Site	Score
12/19/99	Miami, Fla.	W 68-62

FRANKLIN

Franklin leads 1-0

Home: 0-0, Away: 0-0, Neutral: 0-1

Date	Site	Score
3/3/79	Terre Haute, Ind. *	L 64-69

* - IAAIW Tournament



Meaghan Leahy registered her first career double-double in a 2000 win over Fordham, ending up with 16 points and 14 rebounds in 24 minutes.

All-Time Series

GEORGETOWN

Notre Dame leads 24-3

Home: 13-0, Away: 9-2, Neutral: 2-1

Date	Site	Score
1/6/83	Washington, D.C.	W 78-68
12/8/84	Notre Dame, Ind.	W 72-49
12/2/88	Charlottesville, Va. *	L 60-70
12/30/92	Notre Dame, Ind.	W (ot) 78-72
12/30/93	Washington, D.C.	W 83-62
1/21/96	Notre Dame, Ind.	W 92-61
2/10/96	Washington, D.C.	W 81-63
1/25/97	Notre Dame, Ind.	W 67-63
3/3/97	Storrs, Conn. †	W 83-43
1/6/98	Washington, D.C.	W 69-44
2/18/98	Notre Dame, Ind.	W 80-54
1/2/99	Washington, D.C.	W 93-61
1/8/00	Washington, D.C.	W 82-60
1/29/00	Notre Dame, Ind.	W 87-56
2/24/01	Notre Dame, Ind.	W 65-53
3/4/01	Storrs, Conn. †	W 89-33
2/23/02	Washington, D.C.	W 86-66
2/5/03	Notre Dame, Ind.	W 74-49
1/7/04	Washington, D.C.	L 73-76
2/4/04	Notre Dame, Ind.	W 66-52
2/12/05	Notre Dame, Ind.	W 72-58
1/21/06	Washington, D.C.	W 54-52
2/21/07	Notre Dame, Ind.	W 73-48
1/19/08	Washington, D.C.	W 104-86
1/10/09	Notre Dame, Ind.	W 84-63
2/20/10	Washington, D.C.	L 66-76
1/18/11	Notre Dame, Ind.	W 80-58

* – Investors Women's Classic

† – BIG EAST Tournament



Megan Duffy scored a career-high 32 points against Marquette in 2006, including this off-handed layup at the horn in overtime to help the Irish to a 67-65 win.

GEORGE WASHINGTON

Notre Dame leads 2-0

Home: 1-0, Away: 0-0, Neutral: 1-0

Date	Site	Score
3/24/97	Columbia, S.C. *	W 62-52
3/19/00	Notre Dame, Ind. †	W 95-60
* – NCAA Tournament (Regional Final)		
† – NCAA Tournament (Second Round)		

GEORGIA

Georgia leads 2-1

Home: 0-1, Away: 0-1, Neutral: 1-0

Date	Site	Score
12/8/91	Athens, Ga.	L (ot) 86-90
12/21/92	Notre Dame, Ind.	L 75-81
11/24/00	Madison, Wis. *	W 75-73
* – Coaches vs. Cancer Challenge		

GEORGIA SOUTHERN

Notre Dame leads 1-0

Home: 1-0, Away: 0-0, Neutral: 0-0

Date	Site	Score
11/25/08	Notre Dame, Ind.	W 85-36

GEORGIA TECH

Notre Dame leads 1-0

Home: 0-0, Away: 1-0, Neutral: 0-0

Date	Site	Score
11/30/96	Atlanta, Ga. *	W 76-69
* – Comfort Inn Downtown Classic		

GONZAGA

Notre Dame leads 1-0

Home: 0-0, Away: 0-0, Neutral: 1-0

Date	Site	Score
12/29/10	Seattle, Wash. *	W 70-61
* – State Farm Holiday Hoops Classic		

GOSHEN

Notre Dame leads 6-0

Home: 2-0, Away: 2-0, Neutral: 2-0

Date	Site	Score
2/13/78	Goshen, Ind.	W 62-57
2/10/79	Notre Dame, Ind.	W 68-64
2/9/80	Goshen, Ind.	W 52-49
2/23/80	Angola, Ind. *	W 61-54
3/1/80	Notre Dame, Ind. #	W 80-66
2/5/81	Notre Dame, Ind.	W 86-44

* – North District Tournament

– Indiana Division III Tournament (at Saint Mary's)

GRACE

Notre Dame leads 2-0

Home: 1-0, Away: 0-0, Neutral: 1-0

Date	Site	Score
1/31/78	Notre Dame, Ind.	W 68-25
2/23/80	Angola, Ind. *	W 61-45
* – North District Tournament		

GREENVILLE

Notre Dame leads 1-0

Home: 0-0, Away: 0-0, Neutral: 1-0

Date	Site	Score
3/6/80	Upland, Ind. *	W 55-51
* – AIAW Midwest Regional		

HAWAII

Hawaii leads 1-0

Home: 0-0, Away: 0-0, Neutral: 0-1

Date	Site	Score
3/22/81	Anchorage, Alaska *	L 55-61
* – Northern Lights Tournament		

HUNTINGTON

Notre Dame leads 4-0

Home: 0-0, Away: 2-0, Neutral: 2-0

Date	Site	Score
2/24/78	Rensselaer, Ind. *	W 62-52
12/9/78	Huntington, Ind. #	W 74-66
2/12/80	Huntington, Ind.	W 70-64
2/29/80	Notre Dame, Ind. %	W 52-46

* – North District Tournament

– Huntington Tournament

% – Indiana State Tournament at Saint Mary's

IDAHO

Idaho leads 1-0

Home: 0-0, Away: 0-0, Neutral: 0-1

Date	Site	Score
3/21/86	Amarillo, Texas *	L (ot) 65-67
* – NWIT		

ILLINOIS

Illinois leads 4-1

Home: 1-1, Away: 0-3, Neutral: 0-0

Date	Site	Score
11/6/78	Champaign, Ill.	L 60-81
2/28/81	Notre Dame, Ind.	L 53-88
2/16/82	Champaign, Ill.	L 53-83
11/24/98	Notre Dame, Ind.	W 101-92
11/27/99	Champaign, Ill.	L 67-77

ILLINOIS-CHICAGO

Notre Dame leads 9-2

Home: 4-1, Away: 5-1, Neutral: 0-0

Date	Site	Score
2/19/80	Chicago, Ill.	L 59-71
1/18/81	Notre Dame, Ind.	L 61-78
1/23/83	Chicago, Ill.	W 88-61
2/27/84	Chicago, Ill.	W 77-58
1/14/85	Notre Dame, Ind.	W 70-49
2/10/86	Chicago, Ill.	W 67-42
2/18/87	Notre Dame, Ind.	W 90-53
3/2/88	Chicago, Ill.	W 79-50
12/9/92	Chicago, Ill.	W 76-71
11/27/93	Notre Dame, Ind.	W 93-50
2/12/95	Notre Dame, Ind.	W 73-57

ILLINOIS STATE

Notre Dame leads 2-1

Home: 1-1, Away: 1-0, Neutral: 0-0

Date	Site	Score
2/19/83	Normal, Ill.	W 48-47
2/8/84	Notre Dame, Ind.	L 59-61
11/12/04	Notre Dame, Ind. *	W 92-73

* – Preseason WNIT (First Round)

INDIANA

Notre Dame leads 6-4

Home: 3-3, Away: 3-1, Neutral: 0-0

Date	Site	Score
3/9/83	Notre Dame, Ind.	W (ot) 63-61
12/9/86	Notre Dame, Ind.	L 71-80
12/21/87	Bloomington, Ind.	L 59-62
1/3/89	Notre Dame, Ind.	W 56-49
12/6/89	Bloomington, Ind.	W 75-67
12/6/90	Notre Dame, Ind.	L 76-79
11/24/95	Bloomington, Ind.	W 82-73
12/11/96	Notre Dame, Ind.	W 71-63
11/23/05	Bloomington, Ind.	W 74-61
12/3/06	Notre Dame, Ind.	L 51-54

INDIANA TECH

Notre Dame leads 1-0

Home: 0-0, Away: 1-0, Neutral: 0-0

Date	Site	Score
2/15/78	Fort Wayne, Ind.	W 68-51



In just her fourth collegiate game, Alicia Ratay scored a career-high 32 points on 12-of-15 shooting as the Irish blitzed North Carolina in 1999.

IONA

Notre Dame leads 3-0

Home: 2-0, Away: 0-0, Neutral: 1-0

Date	Site	Score
12/19/80	Philadelphia, Pa. *	W 69-65
11/29/05	Notre Dame, Ind.	W 74-55
11/22/09	Notre Dame, Ind.	W 80-45

* - Penn Holiday Tournament

IOWA

Notre Dame leads 1-0

Home: 0-0, Away: 1-0, Neutral: 0-0

Date	Site	Score
11/17/96	Iowa City, Iowa *	W 61-50

* - Preseason WNIT (Second Round)

IOWA STATE

Notre Dame leads 1-0

Home: 1-0, Away: 0-0, Neutral: 0-0

Date	Site	Score
2/6/83	Notre Dame, Ind.	W 69-58

IPFW

Notre Dame leads 4-0

Home: 3-0, Away: 1-0, Neutral: 0-0

Date	Site	Score
1/24/78	Notre Dame, Ind.	W 68-39
1/24/79	Fort Wayne, Ind.	W 49-41
12/21/02	Notre Dame, Ind.	W 82-54
12/8/09	Notre Dame, Ind.	W 96-60

IUPUI

Notre Dame leads 3-0

Home: 2-0, Away: 1-0, Neutral: 0-0

Date	Site	Score
12/16/06	Notre Dame, Ind.	W 75-65
12/21/07	Indianapolis, Ind.	W 67-44
11/26/10	Notre Dame, Ind. *	W 95-29

* - WBCA Classic

JAMES MADISON

James Madison leads 2-0

Home: 0-0, Away: 0-0, Neutral: 0-2

Date	Site	Score
1/3/86	Coral Gables, Fla. *	L 51-53
12/29/88	Philadelphia, Pa. #	L 49-65

* - Burger King Classic

- Saint Joseph's Invitational

KANSAS STATE

Notre Dame leads 1-0

Home: 0-0, Away: 1-0, Neutral: 0-0

Date	Site	Score
3/25/03	Manhattan, Kan. *	W 59-53

* - NCAA Tournament (Second Round)

KENT STATE

Notre Dame leads 1-0

Home: 1-0, Away: 0-0, Neutral: 0-0

Date	Site	Score
11/15/96	Notre Dame, Ind. *	W 66-41

* - Preseason WNIT (First Round)

KENTUCKY

Kentucky leads 1-0

Home: 0-0, Away: 0-1, Neutral: 0-0

Date	Site	Score
11/21/10	Lexington, Ky.	L 76-81

LA SALLE

La Salle leads 5-4

Home: 2-2, Away: 1-3, Neutral: 1-0

Date	Site	Score
1/6/85	Philadelphia, Pa.	L 66-71
1/5/92	Notre Dame, Ind.	L 65-86
1/2/93	Philadelphia, Pa.	L 63-49
2/4/93	Notre Dame, Ind.	W 61-58
1/15/94	Philadelphia, Pa.	W 92-73
2/17/94	Notre Dame, Ind.	L 75-85
3/6/94	Indianapolis, Ind. *	W 79-55
1/21/95	Notre Dame, Ind.	W 87-65
2/18/95	Philadelphia, Pa.	L 68-84

* - MCC Tournament

LIBERTY

Notre Dame leads 2-0

Home: 0-0, Away: 0-0, Neutral: 2-0

Date	Site	Score
11/24/89	Orlando, Fla. *	W 113-35
12/5/99	Richmond, Va. #	W 85-68

* - Rotary Classic

- Wachovia Women's Basketball Invitational

LSU

Series tied 2-2

Home: 1-0, Away: 1-2, Neutral: 0-0

Date	Site	Score
3/2/92	Baton Rouge, La.	L 62-72
12/19/93	Notre Dame, Ind.	W 82-90
3/15/99	Baton Rouge, La. *	L 64-74
11/16/08	Baton Rouge, La. #	W 62-53

* - NCAA Tournament (Second Round)

- State Farm Tip-Off Classic

LOUISIANA TECH

Louisiana Tech leads 2-1

Home: 0-1, Away: 0-1, Neutral: 1-0

Date	Site	Score
2/11/83	Notre Dame, Ind.	L 39-81
1/12/84	Ruston, La.	L 56-83
12/28/90	Philadelphia, Pa. *	W 71-66

* - Texaco-Hawk Classic

LOUISVILLE

Notre Dame leads 7-4

Home: 2-2, Away: 3-1, Neutral: 2-1

Date	Site	Score
3/22/91	Amarillo, Texas *	L 75-80
1/15/92	Notre Dame, Ind.	L 53-64
2/21/94	Louisville, Ky.	W 69-54
1/14/06	Louisville, Ky.	L 51-61
2/7/07	Notre Dame, Ind.	W 64-55
1/8/08	Louisville, Ky.	W 82-74
2/11/09	Notre Dame, Ind.	L 66-71
1/19/10	Louisville, Ky.	W 78-60
3/6/10	Hartford, Conn. #	W 89-52
1/12/11	Notre Dame, Ind.	W 80-60
3/6/11	Hartford, Conn. #	W 63-53

* - NWIT

- BIG EAST Tournament

LOYOLA (ILL.)

Notre Dame leads 21-3

Home: 11-1, Away: 9-2, Neutral: 1-0

Date	Site	Score
2/4/83	Notre Dame, Ind.	W 80-61
1/18/84	Notre Dame, Ind.	L 56-59
3/8/84	Chicago, Ill.	L 53-64
2/20/85	Notre Dame, Ind.	W 84-59
2/26/85	Chicago, Ill.	W 64-63
1/23/86	Notre Dame, Ind.	W 75-54
2/21/86	Chicago, Ill.	W 79-67
12/13/86	Notre Dame, Ind.	W 65-62
11/28/87	Chicago, Ill.	W 67-61
2/18/89	Chicago, Ill.	L 77-108
3/2/89	Notre Dame, Ind.	W 77-57
3/11/89	Dayton, Ohio *	W 75-53
1/16/90	Notre Dame, Ind.	W 85-72
2/6/90	Chicago, Ill.	W 75-63
1/15/91	Chicago, Ill.	W 66-55
2/5/91	Notre Dame, Ind.	W 81-61
2/1/92	Notre Dame, Ind.	W 78-66
2/27/92	Chicago, Ill.	W 73-66
2/16/93	Notre Dame, Ind.	W 76-50
2/18/93	Chicago, Ill.	W 74-60
2/5/94	Chicago, Ill.	W 81-67
3/3/94	Notre Dame, Ind.	W 84-75
2/4/95	Chicago, Ill.	W 92-76
12/20/08	Notre Dame, Ind.	W 89-45

* - MCC Tournament

LOYOLA (MD.)

Notre Dame leads 2-0

Home: 1-0, Away: 1-0, Neutral: 0-0

Date	Site	Score
12/21/91	Notre Dame, Ind.	W 84-49
12/19/92	Baltimore, Md.	W 55-48

LOYOLA MARYMOUNT

Notre Dame leads 2-0

Home: 0-0, Away: 1-0, Neutral: 1-0

Date	Site	Score
1/3/87	Los Angeles, Calif.	W 78-40
12/30/10	Seattle, Wash. *	W 91-47

* - State Farm Holiday Hoops Classic

MANCHESTER

Notre Dame leads 1-0

Home: 0-0, Away: 1-0, Neutral: 0-0

Date	Site	Score
2/9/78	Manchester, Ind.	W 74-49



Jacqueline Batteast lets out a scream after blocking a last-second three-point try in Notre Dame's 66-62 win over Ohio State in the 2004 Preseason WNIT championship game.

MARION

Series tied 2-2

Home: 1-1, Away: 0-1, Neutral: 1-0

Date	Site		Score
2/18/78	Notre Dame, Ind.	W	62-50
2/16/79	Marion, Ind.	L	63-65
11/30/79	Upland, Ind. *	W	68-60
2/15/80	Notre Dame, Ind.	L	61-62

* - Taylor Invitational

MARQUETTE

Notre Dame leads 30-6

Home: 18-1, Away: 11-5, Neutral: 1-0

Date	Site		Score
2/3/78	Milwaukee, Wis.	L	41-66
2/3/79	Notre Dame, Ind.	W	60-57
2/2/80	Notre Dame, Ind.	L	46-67
1/10/81	Milwaukee, Wis.	L	55-62
1/10/82	Minneapolis, Minn. *	W	50-36
1/30/82	Notre Dame, Ind.	W	60-43
2/25/83	Milwaukee, Wis.	W	74-50
11/22/83	Notre Dame, Ind.	W	96-63
12/13/85	Milwaukee, Wis.	W	90-46
1/13/86	Notre Dame, Ind.	W	75-42
1/31/87	Notre Dame, Ind.	W	95-60
2/28/87	Milwaukee, Wis.	W	77-53
1/26/88	Notre Dame, Ind.	W	88-51
2/20/88	Milwaukee, Wis.	W	79-69
12/7/88	Notre Dame, Ind.	W	70-66
12/9/89	Milwaukee, Wis.	W	87-67
1/18/90	Notre Dame, Ind.	W	81-64
12/21/90	Notre Dame, Ind.	W	109-56
1/19/91	Milwaukee, Wis.	W	91-73
11/27/91	Notre Dame, Ind.	W	83-68

12/1/92	Milwaukee, Wis.	L	62-66
12/1/93	Notre Dame, Ind.	W	90-76
2/1/95	Milwaukee, Wis.	W	87-66
12/8/95	Notre Dame, Ind.	W	84-62
1/2/00	Notre Dame, Ind.	W	75-60
12/21/00	Milwaukee, Wis.	W	75-56
12/22/01	Notre Dame, Ind.	W	60-33
12/31/02	Milwaukee, Wis.	W	75-68
1/1/04	Notre Dame, Ind.	W	72-64
12/19/04	Milwaukee, Wis.	W	50-47
1/10/06	Notre Dame, Ind.	W (ot)	67-65
1/23/07	Milwaukee, Wis.	L	62-71
2/13/08	Notre Dame, Ind.	W	99-76
1/13/09	Milwaukee, Wis.	L	65-75
2/23/10	Notre Dame, Ind.	W	82-67
1/5/11	Milwaukee, Wis.	W	73-55

* - Saint Catherine's Tournament

MARYLAND

Maryland leads 4-1

Home: 0-2, Away: 1-2, Neutral: 0-0

Date	Site		Score
1/8/83	College Park, Md.	L	62-84
11/26/83	Notre Dame, Ind. *	L	57-75
1/9/85	College Park, Md.	W	49-40
1/10/87	Notre Dame, Ind.	L	48-69
11/16/07	College Park, Md. #	L	59-75

* - Notre Dame Thanksgiving Classic

- Preseason WNIT (Semifinal)

MASSACHUSETTS

Notre Dame leads 1-0

Home: 0-0, Away: 0-0, Neutral: 1-0

Date	Site		Score
3/25/95	Amarillo, Texas *	W	90-72

* - NWIT

MEMPHIS

Notre Dame leads 1-0

Home: 0-0, Away: 0-0, Neutral: 1-0

Date	Site		Score
3/15/97	Austin, Texas *	W	93-62

* - NCAA Tournament (First Round)

MIAMI (FLA.)

Notre Dame leads 14-3

Home: 6-2, Away: 7-1, Neutral: 1-0

Date	Site		Score
1/5/86	Coral Gables, Fla. *	W	59-53
2/7/87	Notre Dame, Ind.	L	61-62
1/7/88	Coral Gables, Fla.	W	83-68
1/27/96	Coral Gables, Fla.	W	67-50
2/20/96	Notre Dame, Ind.	W	86-70
1/29/97	Coral Gables, Fla.	W	72-71
1/8/98	Notre Dame, Ind.	W	75-47
2/3/98	Coral Gables, Fla.	L	76-77
2/23/99	Notre Dame, Ind.	W	89-62
1/22/00	Coral Gables, Fla.	W	76-54
2/22/00	Notre Dame, Ind.	W	83-68
3/5/00	Storrs, Conn. †	W	67-52
2/20/01	Notre Dame, Ind.	W	81-43
1/2/02	Coral Gables, Fla.	W	69-65
1/11/03	Notre Dame, Ind.	L	70-80
1/28/04	Coral Gables, Fla.	W	59-50
2/25/04	Notre Dame, Ind.	W	93-58

* - Burger King Classic

† - BIG EAST Tournament

MIAMI (OHIO)

Miami leads 4-2

Home: 2-2, Away: 0-1, Neutral: 0-1

Date	Site		Score
1/17/81	Notre Dame, Ind.	L	53-93
2/16/82	Oxford, Ohio	L	61-65
12/10/82	Notre Dame, Ind.	W	64-59
2/17/91	Notre Dame, Ind.	L	65-69

12/28/94	Seattle, Wash. *	L	76-79
11/9/07	Notre Dame, Ind. #	W	98-50

* - Seattle Times Husky Classic

- Preseason WNIT (First Round)

MICHIGAN

Notre Dame leads 9-7

Home: 7-1, Away: 2-5, Neutral: 0-1

Date	Site		Score
1/20/79	Ann Arbor, Mich.	L	66-93
12/8/79	Notre Dame, Ind.	L (ot)	60-66
2/20/81	Ann Arbor, Mich.	L	65-96
1/24/82	Notre Dame, Ind.	W	71-48
12/12/82	Ann Arbor, Mich.	W	62-58
12/9/83	Notre Dame, Ind.	W	66-50
12/2/84	Ann Arbor, Mich.	L	64-75
12/5/85	Notre Dame, Ind.	W	76-71
12/13/91	Ann Arbor, Mich.	L	75-86
12/12/92	Notre Dame, Ind.	W	62-54
3/19/01	Notre Dame, Ind. *	W	88-54
12/2/01	Grand Rapids, Mich. #	L	63-78
11/18/05	Notre Dame, Ind.	W	55-45
12/1/06	Ann Arbor, Mich.	W	61-58
12/2/07	Notre Dame, Ind.	W	77-46
12/10/08	Ann Arbor, Mich.	L (ot)	59-63

* - NCAA Tournament (Second Round)

- Women's College Basketball Showcase

MICHIGAN STATE

Michigan State leads 8-6

Home: 3-4, Away: 3-4, Neutral: 0-0

Date	Site		Score
2/26/81	East Lansing, Mich.	L	45-76
3/6/82	Notre Dame, Ind.	L	59-68
2/3/84	East Lansing, Mich.	L	72-73
12/20/84	Notre Dame, Ind.	W	71-59
1/24/88	East Lansing, Mich.	W	57-55
12/13/89	Notre Dame, Ind.	L	48-64
12/7/94	Notre Dame, Ind.	L	73-75
12/21/95	East Lansing, Mich.	L (ot)	83-87
12/21/98	East Lansing, Mich.	W	75-64
12/11/99	Notre Dame, Ind.	W	84-54
11/26/03	East Lansing, Mich.	L	63-92
12/2/04	Notre Dame, Ind.	L (ot)	73-82
11/29/08	Notre Dame, Ind.	W	78-72
11/19/09	East Lansing, Mich.	W	68-67

MIDDLE TENNESSEE

Notre Dame leads 1-0

Home: 1-0, Away: 0-0, Neutral: 0-0

Date	Site		Score
3/23/04	Notre Dame, Ind. *	W	59-46

* - NCAA Tournament (Second Round)

MINNESOTA

Minnesota leads 2-0

Home: 0-2, Away: 0-0, Neutral: 0-0

Date	Site		Score
3/16/94	Notre Dame, Ind. *	L	76-81
3/22/09	Notre Dame, Ind. *	L	71-79

* - NCAA Tournament (First Round)

MISSOURI

Notre Dame leads 1-0

Home: 0-0, Away: 0-0, Neutral: 1-0

Date	Site		Score
1/2/82	Kansas City, Mo.	W	60-53

MISSOURI STATE

Notre Dame leads 2-0

Home: 1-0, Away: 0-0, Neutral: 1-0

Date	Site		Score
3/13/98	Lubbock, Texas *	W	78-64
3/21/04	Notre Dame, Ind. *	W (ot)	69-65

* - NCAA Tournament (First Round)

NOTE: School formerly Southwest Missouri State

MONTANA

Montana leads 1-0

Home: 0-0, Away: 0-0, Neutral: 0-1

Date	Site		Score
12/31/86	Seattle, Wash. *	L	48-50

* - Seattle Times Classic

MOREHEAD STATE

Notre Dame leads 1-0

Home: 1-0, Away: 0-0, Neutral: 0-0

Date	Site		Score
11/15/10	Notre Dame, Ind.	W	91-28

MOUNT ST. JOSEPH

Notre Dame leads 2-0

Home: 1-0, Away: 1-0, Neutral: 0-0

Date	Site		Score
1/26/80	Notre Dame, Ind.	W	78-76
2/5/82	Cincinnati, Ohio	W	70-54

MOUNT ST. MARY'S

Mount St. Mary's leads 1-0

Home: 0-0, Away: 0-0, Neutral: 0-1

Date	Site		Score
12/19/81	Philadelphia, Pa. *	L	44-57

* - Penn Holiday Tournament

NEBRASKA

Series tied 1-1

Home: 1-1, Away: 0-0, Neutral: 0-0

Date	Site		Score
2/25/82	Notre Dame, Ind.	L (2ot)	88-98
11/14/04	Notre Dame, Ind. *	W	73-57


* - Preseason WNIT (Second Round)

NEW HAMPSHIRE

Notre Dame leads 1-0

Home: 1-0, Away: 0-0, Neutral: 0-0

Date	Site		Score
11/12/10	Notre Dame, Ind.	W	99-48



Behind Karen Robinson's 16 points, Notre Dame won the 1990 Texaco-Hawk Classic with a 72-53 victory over Saint Joseph's (Pa.) at the famed Palestra in Philadelphia.

NEW MEXICO

Notre Dame leads 1-0

Home: 0-0, Away: 0-0, Neutral: 1-0

Date	Site		Score
3/15/02	Knoxville, Tenn. *	W	58-44

* - NCAA Tournament (First Round)

NORTH CAROLINA

Notre Dame leads 2-1

Home: 0-0, Away: 0-0, Neutral: 2-1

Date	Site		Score
12/4/99	Richmond, Va. #	W	99-86
12/3/00	Lake Buena Vista, Fla. *	W	78-55
3/20/07	Pittsburgh, Pa. ^	L	51-60

- Wachovia Women's Basketball Invitational

* - Honda Elite 4 Classic

^ - NCAA Tournament (Second Round)

NORTH CAROLINA STATE

Notre Dame leads 1-0

Home: 0-0, Away: 0-0, Neutral: 1-0

Date	Site		Score
11/20/96	Ruston, La. *	W	64-53

* - Preseason WNIT (Third Place Game)

NORTHEAST MISSOURI STATE

Notre Dame leads 1-0

Home: 0-0, Away: 0-0, Neutral: 0-1

Date	Site		Score
1/12/80	DeKalb, Ill. *	L	43-77

* - Huskie Invitational

NORTHERN ILLINOIS

Notre Dame leads 8-5

Home: 4-1, Away: 4-3, Neutral: 0-1

Date	Site		Score
2/11/78	Notre Dame, Ind.	L	58-65
1/12/79	DeKalb, Ill. *	W	62-40
12/12/81	Notre Dame, Ind.	W	67-52
12/12/84	DeKalb, Ill.	W	71-60
12/15/85	Notre Dame, Ind.	W	88-65
1/13/87	DeKalb, Ill.	L	71-81
2/24/87	Notre Dame, Ind.	W	82-66
1/14/88	Notre Dame, Ind.	W	89-66
3/9/88	DeKalb, Ill.	L	74-95
3/23/91	Amarillo, Texas #	L	82-84
2/23/95	DeKalb, Ill.	W	58-51
3/10/95	DeKalb, Ill. %	L	64-87
12/30/04	DeKalb, Ill.	W	73-49

* - Northern Illinois Tournament

- NWIT

% - MCC Tournament

NORTHWESTERN

Notre Dame leads 2-1

Home: 1-0, Away: 1-1, Neutral: 0-0

Date	Site		Score
12/7/83	Evanston, Ill.	L	74-78
11/30/87	Notre Dame, Ind.	W	69-49
11/29/88	Evanston, Ill.	W	75-63

NORTHWESTERN STATE

Northwestern State leads 1-0

Home: 0-0, Away: 0-0, Neutral: 0-1

Date	Site		Score
3/24/95	Amarillo, Texas *	L	93-103

* - NWIT

OAKLAND

Notre Dame leads 1-0

Home: 1-0, Away: 0-0, Neutral: 0-0

Date	Site		Score
12/9/87	Notre Dame, Ind.	W	100-51

OHIO

Notre Dame leads 1-0

Home: 0-0, Away: 0-0, Neutral: 1-0

Date	Site		Score
11/29/96	Atlanta, Ga. *	W	95-82

* - Comfort Inn Downtown Classic

OHIO STATE

Series tied 1-1

Home: 1-0, Away: 0-1, Neutral: 0-0

Date	Site		Score
1/4/97	Columbus, Ohio	L	67-74
11/20/04	Notre Dame, Ind. *	W	66-62

* - Preseason WNIT (Championship)

OKLAHOMA

Notre Dame leads 3-2

Home: 0-0, Away: 0-0, Neutral: 3-2

Date	Site		Score
12/30/86	Seattle, Wash. *	L	54-57
3/25/08	West Lafayette, Ind. #	W (ot)	79-75
11/28/09	St. Thomas, U.S.V.I. ^	W	81-71
3/28/10	Kansas City, Mo. +	L (ot)	72-77
3/26/11	Dayton, Ohio +	W	78-53

* - Seattle Times Classic

- NCAA Tournament (Second Round)

^ - Paradise Jam

+ - NCAA Tournament (Regional Semifinal)

OLD DOMINION

Old Dominion leads 5-1

Home: 1-1, Away: 0-3, Neutral: 0-1

Date	Site		Score
12/29/83	Chestnut Hill, Mass. *	L	57-71
1/10/89	Notre Dame, Ind.	L	65-82
1/12/90	Norfolk, Va.	L	61-62
2/23/91	Notre Dame, Ind.	W	70-58
3/7/92	Norfolk, Va.	L	76-85
1/2/94	Norfolk, Va.	L	67-76

* - Nike Christmas Classic

PACIFIC

Notre Dame leads 1-0

Home: 0-0, Away: 0-0, Neutral: 1-0

Date	Site		Score
3/23/95	Amarillo, Texas *	W	88-74

* - NWIT

PACIFIC LUTHERAN

Notre Dame leads 1-0

Home: 0-0, Away: 1-0, Neutral: 0-0

Date	Site		Score
3/12/80	Tacoma, Wash. *	W	57-48

* - AIAW National Tournament

PENNSYLVANIA

Notre Dame leads 1-0

Home: 0-0, Away: 1-0, Neutral: 0-0

Date	Site		Score
12/18/81	Philadelphia, Pa. *	W	62-47

* - Penn Holiday Tournament

PENN STATE

Penn State leads 5-0

Home: 0-1, Away: 0-2, Neutral: 0-2

Date	Site		Score
11/22/91	Notre Dame, Ind.	L	70-86
1/19/93	University Park, Pa.	L	66-87
12/1/95	Kona, Hawaii ^	L	77-86
3/27/04	Hartford, Conn. !	L	49-55
11/16/06	University Park, Pa.	L	49-75

* - Kona Women's Basketball Classic

! - NCAA Tournament (Regional Semifinal)

All-Time Series

PITTSBURGH

Notre Dame leads 19-3

Home: 9-0, Away: 9-2, Neutral: 1-1

Date	Site		Score
2/7/96	Notre Dame, Ind.	W	90-51
2/17/96	Pittsburgh, Pa.	W	89-51
1/18/97	Notre Dame, Ind.	W	65-49
12/31/97	Pittsburgh, Pa.	W	66-46
2/15/98	Notre Dame, Ind.	W	75-60
1/16/99	Pittsburgh, Pa.	W	81-72
1/18/00	Pittsburgh, Pa.	W	67-53
2/9/00	Notre Dame, Ind.	W	81-74
2/7/01	Notre Dame, Ind.	W	72-58
2/27/01	Pittsburgh, Pa.	W	82-63
2/5/02	Pittsburgh, Pa.	W	68-56
2/26/03	Notre Dame, Ind.	W	77-69
3/8/03	Piscataway, N.J. *	W	73-65
2/21/04	Pittsburgh, Pa.	W	72-68
2/5/05	Pittsburgh, Pa.	W	75-47
2/28/06	Notre Dame, Ind.	W	72-65
1/31/07	Pittsburgh, Pa.	L	62-71
2/10/08	Notre Dame, Ind.	W	81-66
3/9/08	Hartford, Conn. *	L	53-64
2/3/09	Pittsburgh, Pa.	L	70-82
2/6/10	Notre Dame, Ind.	W	86-76
1/15/11	Pittsburgh, Pa.	W	82-50

* - BIG EAST Tournament

PRAIRIE VIEW A&M

Notre Dame leads 1-0

Home: 1-0, Away: 0-0, Neutral: 0-0

Date	Site	Score
12/28/06	Notre Dame, Ind.	W 94-55

PROVIDENCE

Notre Dame leads 19-0

Home: 9-0, Away: 10-0, Neutral: 0-0

Date	Site	Score
1/14/96	Providence, R.I.	W 90-80
12/7/96	Notre Dame, Ind.	W 91-75
2/16/97	Providence, R.I.	W 97-74
1/24/98	Notre Dame, Ind.	W 109-60
1/10/99	Notre Dame, Ind.	W 79-56
1/30/99	Providence, R.I.	W 97-59
2/1/00	Providence, R.I.	W 90-60
1/31/01	Notre Dame, Ind.	W 64-44
1/5/02	Notre Dame, Ind.	W 72-66
1/19/02	Providence, R.I.	W 69-41
2/16/03	Providence, R.I.	W 67-61
2/14/04	Notre Dame, Ind.	W 81-51
2/9/05	Providence, R.I.	W 75-57
2/4/06	Notre Dame, Ind.	W 66-48
2/17/07	Providence, R.I.	W 82-65
1/30/08	Notre Dame, Ind.	W 85-54
2/28/09	Providence, R.I.	W 65-56
1/27/10	Notre Dame, Ind.	W 84-59
12/8/10	Providence, R.I.	W 79-43

PURDUE

Purdue leads 14-10

Home: 6-4, Away: 2-8, Neutral: 2-2

Date	Site	Score
11/26/84	Notre Dame, Ind.	L 59-62
11/30/85	West Lafayette, Ind.	L 54-71
12/1/91	West Lafayette, Ind.	L 66-80
12/4/92	Notre Dame, Ind.	L 41-74
12/8/93	West Lafayette, Ind.	L 59-66
11/30/94	Notre Dame, Ind.	L 83-87
3/15/96	Lubbock, Texas *	W 73-60
12/5/96	West Lafayette, Ind.	L 58-73
12/10/97	Notre Dame, Ind.	W 77-71
3/21/98	Lubbock, Texas #	L 65-70
12/8/99	West Lafayette, Ind.	L 61-71
12/9/00	Notre Dame, Ind.	W 72-61

4/1/01	St. Louis, Mo. %	W	68-66
12/6/01	West Lafayette, Ind.	L	57-70
1/4/03	Notre Dame, Ind.	L	54-71
3/30/03	Dayton, Ohio #	L	47-66
1/4/04	West Lafayette, Ind. +	L	63-76
1/16/05	Notre Dame, Ind. +	W	86-69
12/7/05	West Lafayette, Ind.	L	54-65
12/6/06	Notre Dame, Ind.	W	67-58
12/8/07	West Lafayette, Ind.	W	61-48
12/7/08	Notre Dame, Ind.	W	62-51
1/4/10	West Lafayette, Ind.	W	79-75
12/5/10	Notre Dame, Ind.	W	72-51

* - NCAA Tournament (First Round)

- NCAA Tournament (Regional Semifinal)

% - NCAA Tournament (National Championship)

+ - BIG EAST/Big Ten Challenge

PURDUE-CALUMET

Notre Dame leads 2-0

Home: 1-0, Away: 1-0, Neutral: 0-0

Date	Site	Score
1/18/78	Hammond, Ind.	W 50-46
2/7/80	Notre Dame, Ind.	W 79-38

RICE

Series tied 1-1

Home: 1-0, Away: 0-1, Neutral: 0-0

Date	Site	Score
12/31/00	Notre Dame, Ind.	W 80-40
12/28/01	Houston, Texas	L 61-72

RICHMOND

Notre Dame leads 3-0

Home: 1-0, Away: 1-0, Neutral: 1-0

Date	Site	Score
3/25/89	Amarillo, Texas *	W 51-46
11/28/06	Notre Dame, Ind.	W 87-66
1/2/08	Richmond, Va.	W 84-59

* - NWIT

RUTGERS

Rutgers leads 16-11

Home: 6-4, Away: 4-9, Neutral: 1-3

Date	Site	Score
11/27/82	Chicago, Ill. *	L 74-81
1/9/86	Piscataway, N.J.	L 61-69
11/29/86	Notre Dame, Ind.	L 50-71
11/28/95	Notre Dame, Ind.	W 66-54
2/3/96	Piscataway, N.J.	L 62-73
1/21/97	Notre Dame, Ind.	W 76-61
3/2/97	Storrs, Conn. #	W 86-58
12/3/97	Piscataway, N.J.	L 67-80
2/24/98	Notre Dame, Ind.	W 71-64
2/13/99	Piscataway, N.J.	L 57-77
3/1/99	Piscataway, N.J. #	W 68-61
2/19/00	Piscataway, N.J.	W (ot) 78-74
3/6/00	Storrs, Conn. #	L (ot) 72-81
1/6/01	Notre Dame, Ind.	W 67-46
2/17/01	Piscataway, N.J.	L 53-54
2/16/02	Piscataway, N.J.	W 57-52
1/18/03	Notre Dame, Ind.	L 61-64
2/28/04	Piscataway, N.J.	L 55-69
3/7/04	Hartford, Conn. #	L 45-51
1/23/05	Notre Dame, Ind.	W 63-47
2/19/05	Piscataway, N.J.	L 48-59
2/14/06	Piscataway, N.J.	L 43-69
2/24/07	Notre Dame, Ind.	L 60-76
2/19/08	Piscataway, N.J.	L 51-57
1/27/09	Notre Dame, Ind.	L 68-78
2/1/10	Piscataway, N.J.	W 75-63
2/12/11	Notre Dame, Ind.	W 71-49

* - Orange Crush Classic

- BIG EAST Tournament

ST. AMBROSE

Notre Dame leads 4-0

Home: 4-0, Away: 0-0, Neutral: 0-0

Date	Site	Score
1/18/80	Notre Dame, Ind.	W 54-52
2/7/81	Notre Dame, Ind.	W 56-49
12/20/86	Notre Dame, Ind.	W 66-50
12/12/87	Notre Dame, Ind.	W 86-73

ST. FRANCIS (ILL.)

Notre Dame leads 2-1

Home: 1-1, Away: 1-0, Neutral: 0-0

Date	Site	Score
12/11/80	Notre Dame, Ind.	L 54-57
1/13/82	Joliet, Ill.	W 61-57
12/4/82	Notre Dame, Ind.	W 86-42

ST. FRANCIS (IND.)

Notre Dame leads 1-0

Home: 0-0, Away: 0-0, Neutral: 1-0

Date	Site	Score
2/25/78	Rensselaer, Ind. *	W 61-45

* - North District Tournament

SAINT FRANCIS (PA.)

Notre Dame leads 1-0

Home: 1-0, Away: 0-0, Neutral: 0-0

Date	Site	Score
12/29/07	Notre Dame, Ind.	W 82-39

ST. JOHN'S

Notre Dame leads 20-3

Home: 10-0, Away: 7-3, Neutral: 3-0

Date	Site	Score
1/4/96	Jamaica, N.Y.	W 74-48
1/24/96	Notre Dame, Ind.	W 66-53
2/2/97	Jamaica, N.Y.	W 75-47
1/10/98	Jamaica, N.Y.	W 77-57
2/12/98	Notre Dame, Ind.	W 76-44
2/28/98	Piscataway, N.J. *	W 94-57
1/23/99	Notre Dame, Ind.	W 99-60
1/26/00	Jamaica, N.Y.	W 69-49
2/12/00	Notre Dame, Ind.	W 94-51
1/9/01	Jamaica, N.Y.	W 84-49
2/13/02	Notre Dame, Ind.	W 66-31
1/14/03	Jamaica, N.Y.	W 71-42
2/12/03	Notre Dame, Ind.	W 76-48
2/17/04	Jamaica, N.Y.	W 69-56
1/26/05	Notre Dame, Ind.	W 72-65
1/4/06	Jamaica, N.Y.	L 63-66
1/16/07	Notre Dame, Ind.	W 83-65
3/3/08	Jamaica, N.Y.	L 51-61
1/17/09	Notre Dame, Ind.	W 70-67
3/7/09	Hartford, Conn. *	W 62-45
2/16/10	Jamaica, N.Y.	L 71-76
3/7/10	Hartford, Conn. *	W 75-67
2/3/11	Notre Dame, Ind.	W 69-36

* - BIG EAST Tournament

ST. JOSEPH'S (IND.)

Notre Dame leads 4-3

Home: 2-0, Away: 2-3, Neutral: 0-0

Date	Site	Score
12/6/77	Rensselaer, Ind.	W 79-67
3/5/78	Rensselaer, Ind. *	L 64-65
2/13/79	Rensselaer, Ind.	L 62-67
2/24/79	Rensselaer, Ind. #	W (ot) 70-69
1/16/80	Notre Dame, Ind.	W 72-64
2/17/81	Rensselaer, Ind.	L 64-84
12/2/81	Notre Dame, Ind.	W 78-44

* - IAAW Tournament

- North District Tournament

SAINT JOSEPH'S (PA.)

Series tied 1-1

Home: 0-0, Away: 1-1, Neutral: 0-0

Date	Site		Score
1/24/87	Philadelphia, Pa.	L	57-71
12/29/90	Philadelphia, Pa. *	W	72-53

* - Texaco-Hawk Classic

SAINT LOUIS

Notre Dame leads 6-1

Home: 3-1, Away: 3-0, Neutral: 0-0

Date	Site		Score
1/20/80	Notre Dame, Ind.	L	49-65
1/14/89	St. Louis, Mo.	W	79-54
2/11/89	Notre Dame, Ind.	W	78-34
2/1/90	Notre Dame, Ind.	W	84-50
2/20/90	St. Louis, Mo.	W	78-48
1/31/91	St. Louis, Mo.	W	97-48
2/19/91	Notre Dame, Ind.	W	87-47

SAINT MARY'S (CALIF.)

Notre Dame leads 1-0

Home: 0-0, Away: 0-0, Neutral: 1-0

Date	Site		Score
3/13/99	Baton Rouge, La. *	W	61-57

* - NCAA Tournament (First Round)

SAINT MARY'S (IND.)

Notre Dame leads 10-0

Home: 5-0, Away: 4-0, Neutral: 1-0

Date	Site		Score
2/6/78	Notre Dame, Ind.	W	61-51
2/20/78	Notre Dame, Ind. *	W	69-59
12/11/78	Notre Dame, Ind.	W	71-54
1/21/79	Notre Dame, Ind. *	W	70-43
2/23/79	Rensselaer, Ind. #	W	61-49
2/24/79	Notre Dame, Ind. *	W	81-45
1/30/80	Notre Dame, Ind.	W	73-56
12/8/80	Notre Dame, Ind.	W	71-52
1/28/81	Notre Dame, Ind. *	W	59-44
12/8/81	Notre Dame, Ind.	W	92-29

* - at Saint Mary's

- North District Tournament

SAN DIEGO

Notre Dame leads 1-0

Home: 1-0, Away: 0-0, Neutral: 0-0

Date	Site		Score
3/17/00	Notre Dame, Ind. *	W	87-61

* - NCAA Tournament (First Round)

SAN DIEGO STATE

Series tied 1-1

Home: 0-0, Away: 0-0, Neutral: 1-1

Date	Site		Score
3/21/81	Anchorage, Alaska *	L	34-71
11/26/09	St. Thomas, U.S.V.I. #	W	84-79

* - Northern Lights Tournament

- Paradise Jam

SAN FRANCISCO

Notre Dame leads 2-0

Home: 1-0, Away: 1-0, Neutral: 0-0

Date	Site		Score
12/28/97	Notre Dame, Ind.	W	62-47
11/28/98	San Francisco, Calif.	W	74-43

SANTA CLARA

Santa Clara leads 1-0

Home: 0-0, Away: 0-0, Neutral: 0-1

Date	Site		Score
3/21/91	Amarillo, Texas *	L	65-81

* - NWIT

SETON HALL

Notre Dame leads 19-4

Home: 9-2, Away: 9-2, Neutral: 1-0

Date	Site		Score
12/11/93	Notre Dame, Ind.	L	55-62
11/26/94	South Orange, N.J.	L (ot)	60-65
1/2/96	South Orange, N.J.	W (ot)	88-79
3/4/96	Storrs, Conn. *	W	69-58
12/9/97	South Orange, N.J.	W	87-47
2/22/97	Notre Dame, Ind.	W	75-61
1/31/98	Notre Dame, Ind.	W	91-35
1/20/99	South Orange, N.J.	W	87-47
2/6/99	Notre Dame, Ind.	W	77-49
1/11/00	Notre Dame, Ind.	W	80-52
1/21/01	South Orange, N.J.	W	72-47
1/9/02	Notre Dame, Ind.	W	79-45
2/2/02	South Orange, N.J.	W	65-60
3/1/03	Notre Dame, Ind.	W	62-60
2/8/04	South Orange, N.J.	L	45-51
1/2/05	Notre Dame, Ind.	W	54-33
3/1/05	South Orange, N.J.	W	41-35
1/7/06	Notre Dame, Ind.	L	61-74
1/2/07	South Orange, N.J.	W	64-61
3/1/08	Notre Dame, Ind.	W	70-55
1/3/09	South Orange, N.J.	W	66-60
2/27/10	South Orange, N.J.	W	72-47
2/8/11	Notre Dame, Ind.	W	89-38

* - BIG EAST Tournament

SOUTH CAROLINA

South Carolina leads 2-1

Home: 0-1, Away: 0-1, Neutral: 1-0

Date	Site		Score
1/31/81	Notre Dame, Ind.	L	48-124
2/20/82	Columbia, S.C.	L	54-76
11/27/09	St. Thomas, U.S.V.I. *	W	78-55

* - Paradise Jam

SOUTH DAKOTA

South Dakota leads 2-0

Home: 0-1, Away: 0-1, Neutral: 0-0

Date	Site		Score
1/14/80	Vermillion, S.D.	L	61-76
11/22/80	Notre Dame, Ind.	L	60-67

SOUTHEAST MISSOURI STATE

Notre Dame leads 1-0

Home: 1-0, Away: 0-0, Neutral: 0-0

Date	Site		Score
1/2/11	Notre Dame, Ind.	W	97-21

SOUTHERN CALIFORNIA (USC)

Notre Dame leads 7-2

Home: 4-0, Away: 3-1, Neutral: 0-1

Date	Site		Score
1/2/85	Fullerton, Calif.	L	53-69
12/27/99	Notre Dame, Ind.	W	74-59
12/28/00	Los Angeles, Calif.	W	70-61
12/9/01	Notre Dame, Ind.	W	62-49
11/29/02	Los Angeles, Calif.	W	69-57
12/22/03	Notre Dame, Ind.	W	73-62
11/26/04	Los Angeles, Calif.	W	60-56
11/27/05	Notre Dame, Ind.	W	73-62
11/24/06	Los Angeles, Calif.	L	58-69

SOUTHERN ILLINOIS-EDWARDSVILLE

Notre Dame leads 1-0

Home: 0-0, Away: 0-0, Neutral: 1-0

Date	Site		Score
1/11/80	DeKalb, Ill. *	W	65-51

* - Huskie Invitational

SOUTHERN METHODIST (SMU)

Notre Dame leads 2-1

Home: 1-0, Away: 0-1, Neutral: 1-0

Date	Site		Score
1/17/82	Notre Dame, Ind.	W	76-60
1/15/84	Dallas, Texas	L	63-64
3/23/08	West Lafayette, Ind. *	W	75-62

* - NCAA Tournament (First Round)

SOUTH FLORIDA (USF)

Notre Dame leads 7-2

Home: 3-1, Away: 3-1, Neutral: 1-0

Date	Site		Score
12/13/97	Notre Dame, Ind.	W	73-50
12/19/98	Tampa, Fla.	W	83-63
1/28/06	Notre Dame, Ind.	L (ot)	64-68
3/4/06	Hartford, Conn. *	W	73-66
1/13/07	Tampa, Fla.	L (ot)	78-87
2/27/08	Notre Dame, Ind.	W	92-49
2/17/09	Tampa, Fla.	W	86-79
1/12/10	Notre Dame, Ind.	W	81-64
2/5/11	Tampa, Fla.	W	76-68

* - BIG EAST Tournament

SPRING ARBOR

Spring Arbor leads 1-0

Home: 0-0, Away: 0-0, Neutral: 0-1

Date	Site		Score
3/8/80	Upland, Ind. *	L	56-61

* - AAUW Midwest Regional

STANFORD

Stanford leads 2-0

Home: 0-1, Away: 0-1, Neutral: 0-0

Date	Site		Score
12/2/90	Stanford, Calif.	L	67-97
11/24/91	Notre Dame, Ind.	L	76-88

SYRACUSE

Notre Dame leads 24-2

Home: 12-0, Away: 11-1, Neutral: 1-1

Date	Site		Score
1/16/88	Notre Dame, Ind.	W	81-64
2/4/89	Syracuse, N.Y.	L	56-63
12/8/90	Notre Dame, Ind.	W	71-66
12/31/91	Syracuse, N.Y.	W	81-60
1/10/96	Notre Dame, Ind.	W	91-52
3/3/96	Storrs, Conn. *	W	70-55
1/15/97	Syracuse, N.Y.	W	72-45
2/6/97	Notre Dame, Ind.	W	90-73
1/21/98	Syracuse, N.Y.	W	87-69
1/26/99	Syracuse, N.Y.	W	94-61
2/17/99	Notre Dame, Ind.	W	82-60
1/15/00	Notre Dame, Ind.	W	71-56
2/14/01	Syracuse, N.Y.	W	75-61
1/29/02	Notre Dame, Ind.	W	71-46
3/3/02	Piscataway, N.J. *	L	79-84
3/4/03	Syracuse, N.Y.	W	62-54
1/21/04	Syracuse, N.Y.	W	64-35
3/2/04	Notre Dame, Ind.	W	54-33
1/5/05	Notre Dame, Ind.	W	75-58
1/19/05	Syracuse, N.Y.	W	74-61
1/31/06	Syracuse, N.Y. *	W	67-55
1/20/07	Notre Dame, Ind.	W	83-55
2/16/08	Syracuse, N.Y. ^	W	79-67
2/24/09	Notre Dame, Ind.	W	90-79
1/30/10	Syracuse, N.Y. *	W	74-73
2/1/11	Notre Dame, Ind.	W	71-48

* - BIG EAST Tournament

^ - Game played at Carrier Dome

All-Time Series

TAYLOR

Notre Dame leads 2-0

Home: 2-0, Away: 0-0, Neutral: 0-0

Date	Site		Score
1/14/81	Notre Dame, Ind.	W	77-71
2/10/82	Notre Dame, Ind.	W	79-41

TEMPLE

Notre Dame leads 3-2

Home: 2-0, Away: 0-2, Neutral: 1-0

Date	Site		Score
12/29/89	Philadelphia, Pa.	L	61-70
12/28/91	Philadelphia, Pa.	L	69-80
12/21/93	Notre Dame, Ind.	W	83-51
12/14/02	Notre Dame, Ind.	W	84-61
3/21/11	Salt Lake City, Utah *	W	77-64

* - NCAA Tournament (Second Round)

TENNESSEE

Tennessee leads 20-1

Home: 0-8, Away: 0-8, Neutral: 1-4

Date	Site		Score
11/25/83	Notre Dame, Ind. *	L	56-71
11/24/84	Knoxville, Tenn.	L	57-62
12/9/85	Notre Dame, Ind.	L	63-71
2/14/87	Knoxville, Tenn.	L	55-90
3/28/88	Notre Dame, Ind.	L	71-91
2/20/89	Knoxville, Tenn.	L	43-98
12/3/89	Notre Dame, Ind.	L	54-77
2/9/91	Knoxville, Tenn.	L	71-88
1/12/92	Notre Dame, Ind.	L	82-85
1/4/93	Knoxville, Tenn.	L	48-79
1/17/94	Notre Dame, Ind.	L	70-105
11/19/96	Ruston, La. !	L	59-72
3/28/97	Cincinnati, Ohio @	L	66-80
3/17/02	Knoxville, Tenn. #	L	50-89
12/28/02	Indianapolis, Ind.	L	61-77
11/30/03	Knoxville, Tenn.	L	59-83
12/31/05	Notre Dame, Ind.	L	51-62
12/30/06	Knoxville, Tenn.	L	54-78
1/5/08	Notre Dame, Ind.	L	63-87
3/30/08	Oklahoma City, Okla. \$	L	64-74
3/28/11	Dayton, Ohio %	W	73-59

* - Notre Dame Thanksgiving Classic

! - Preseason WNIT (Semifinal)

@ - NCAA Tournament (National Semifinal)

- NCAA Tournament (Second Round)

\$ - NCAA Tournament (Regional Semifinal)

% - NCAA Tournament (Regional Final)

TEXAS

Series tied 1-1

Home: 0-0, Away: 1-1, Neutral: 0-0

Date	Site		Score
12/5/86	Austin, Texas *	L	59-84
3/17/97	Austin, Texas !	W	86-83

* - Texas Classic

! - NCAA Tournament (Second Round)

TEXAS A&M

Texas A&M leads 2-0

Home: 0-0, Away: 0-0, Neutral: 0-2

Date	Site		Score
12/3/95	Kona, Hawaii *	L (ot)	84-88
4/5/11	Indianapolis, Ind. #	L	70-76

* - Kona Women's Basketball Classic

- NCAA Tournament (National Championship)

TEXAS CHRISTIAN (TCU)

Notre Dame leads 1-0

Home: 1-0, Away: 0-0, Neutral: 0-0

Date	Site		Score
12/13/90	Notre Dame, Ind.	W	78-67

TEXAS STATE

Notre Dame leads 1-0

Home: 0-0, Away: 0-0, Neutral: 1-0

Date	Site		Score
1/4/86	Coral Gables, Fla. *	W	68-43

* - Burger King Classic

NOTE: School formerly Southwest Texas State

TEXAS TECH

Texas Tech leads 2-1

Home: 0-0, Away: 1-1, Neutral: 0-1

Date	Site		Score
3/17/96	Lubbock, Texas *	L	67-82
3/15/98	Lubbock, Texas *	W	74-59
3/25/00	Memphis, Tenn. !	L	65-69

* - NCAA Tournament (Second Round)

! - NCAA Tournament (Regional Semifinal)

TOLEDO

Notre Dame leads 3-2

Home: 2-0, Away: 1-1, Neutral: 0-1

Date	Site		Score
12/19/88	Notre Dame, Ind.	W	77-70
3/23/89	Amarillo, Texas *	L	62-85
1/6/90	Toledo, Ohio	L	69-70
12/2/98	Notre Dame, Ind.	W	82-64
11/20/99	Toledo, Ohio	W	68-52

* - NWIT

UC IRVINE

Notre Dame leads 1-0

Home: 0-0, Away: 1-0, Neutral: 0-0

Date	Site		Score
12/2/94	Irvine, Calif. *	W	72-71

* - UCI/Newport Beach Marriott Classic

UCLA

UCLA leads 9-4

Home: 3-2, Away: 1-5, Neutral: 0-1

Date	Site		Score
12/5/81	Notre Dame, Ind.	L	45-50
11/26/82	Chicago, Ill. *	L	54-82
1/30/83	Westwood, Calif.	L	53-84
12/3/83	Notre Dame, Ind.	W	70-61
12/30/84	Westwood, Calif.	L	51-78
12/21/85	Notre Dame, Ind.	L	67-73
1/5/87	Westwood, Calif.	L (ot)	65-67
12/22/89	Notre Dame, Ind.	W	61-60
11/30/90	Westwood, Calif.	L	75-89
3/18/92	Westwood, Calif. #	L	71-92
11/30/97	Westwood, Calif.	W (2ot)	93-91
11/14/98	Notre Dame, Ind.	W	99-82
11/18/10	Notre Dame, Ind.	L (2ot)	83-86

* - Orange Crush Classic

- NCAA Tournament (First Round)

UC SANTA BARBARA

Notre Dame leads 2-0

Home: 0-0, Away: 1-0, Neutral: 1-0

Date	Site		Score
11/28/97	Santa Barbara, Calif.	W	86-75
3/19/05	Fresno, Calif. *	W	61-51

* - NCAA Tournament (First Round)

UPPER IOWA

Notre Dame leads 1-0

Home: 0-0, Away: 0-0, Neutral: 1-0

Date	Site		Score
11/27/79	DeKalb, Ill. *	W	71-49

* - Northern Illinois Tournament

U.S. INTERNATIONAL

Notre Dame leads 1-0

Home: 0-0, Away: 0-0, Neutral: 1-0

Date	Site		Score
3/20/86	Amarillo, Texas *	W	86-61

* - NWIT

UTAH

Notre Dame leads 3-0

Home: 0-0, Away: 1-0, Neutral: 2-0

Date	Site		Score
3/24/01	Denver, Colo. *	W	69-54
12/18/05	Las Vegas, Nev. ^	W	68-55
3/19/11	Salt Lake City, Utah #	W	67-54

* - NCAA Tournament (Regional Semifinal)

^ - Duel in the Desert

- NCAA Tournament (First Round)

VALPARAISO

Notre Dame leads 24-0

Home: 11-0, Away: 11-0, Neutral: 2-0

Date	Site		Score
12/3/77	Notre Dame, Ind.	W	48-41
12/1/78	Valparaiso, Ind.	W	57-43
12/9/78	Huntington, Ind. *	W	66-52
1/22/79	Notre Dame, Ind.	W	57-43
2/22/79	Rensselaer, Ind. #	W	52-49
1/22/80	Valparaiso, Ind.	W	65-55
1/22/81	Notre Dame, Ind.	W	57-48
1/21/82	Valparaiso, Ind.	W	84-27
12/19/87	Notre Dame, Ind.	W	93-60
2/25/88	Valparaiso, Ind.	W	91-56
12/17/95	Notre Dame, Ind.	W	90-44
12/21/96	Valparaiso, Ind.	W	75-56
12/29/99	Notre Dame, Ind.	W	88-63
11/17/00	Valparaiso, Ind.	W	71-46
11/18/01	Notre Dame, Ind.	W	42-35
12/4/02	Valparaiso, Ind.	W	74-68
11/21/03	Notre Dame, Ind.	W	74-57
11/30/04	Valparaiso, Ind.	W	69-59
12/28/05	Notre Dame, Ind.	W	58-50
12/19/06	Valparaiso, Ind.	W	60-59
12/12/07	Notre Dame, Ind.	W	94-56
12/13/08	Valparaiso, Ind.	W	63-55
12/12/09	Notre Dame, Ind.	W	88-47
12/20/10	Valparaiso, Ind.	W	94-43

* - Huntington Tournament

- North District Tournament

VANDERBILT

Notre Dame leads 4-1

Home: 2-0, Away: 1-1, Neutral: 1-0

Date	Site		Score
1/8/89	Nashville, Tenn.	L	64-86
1/4/90	Notre Dame, Ind.	W	77-63
3/26/01	Denver, Colo. *	W	72-64
12/30/08	Nashville, Tenn.	W	59-57
12/31/09	Notre Dame, Ind.	W	74-69

* - NCAA Tournament (Regional Final)

VERMONT

Notre Dame leads 1-0

Home: 1-0, Away: 0-0, Neutral: 0-0

Date	Site		Score
3/23/10	Notre Dame, Ind. *	W	84-66

* - NCAA Tournament (Second Round)

VILLANOVA

Notre Dame leads 17-10

Home: 8-2, Away: 7-6, Neutral: 2-2

Date	Site		Score
1/6/81	Villanova, Pa.	L	57-70
1/3/83	Villanova, Pa.	W	72-68
2/11/84	Notre Dame, Ind.	W	85-79
12/29/87	Villanova, Pa. *	L	55-56

2/14/96	Notre Dame, Ind.	W	72-56
1/12/97	Villanova, Pa.	W	77-54
2/19/97	Notre Dame, Ind.	W	68-51
1/28/98	Villanova, Pa.	L	54-70
3/1/98	Piscataway, N.J. #	W	56-48
12/12/98	Notre Dame, Ind.	W	63-62
2/10/99	Villanova, Pa.	W	74-52
2/28/99	Piscataway, N.J. #	W	83-53
2/16/00	Villanova, Pa.	W	70-52
12/6/00	Notre Dame, Ind.	W	64-33
1/12/02	Villanova, Pa.	L	59-60
2/26/02	Notre Dame, Ind.	L	45-48
1/25/03	Villanova, Pa.	W	58-56
3/9/03	Piscataway, N.J. #	L	39-50
1/24/04	Notre Dame, Ind.	W	38-36
1/9/05	Villanova, Pa.	L	54-59
2/7/06	Notre Dame, Ind.	L (ot)	65-69
2/13/07	Villanova, Pa.	W	75-58
1/16/08	Notre Dame, Ind.	W	69-58
1/24/09	Villanova, Pa.	L	48-55
3/8/09	Hartford, Conn. #	L	47-58
1/9/10	Notre Dame, Ind.	W	81-46
1/29/11	Villanova, Pa.	W	58-43

* - Wildcat Tournament

- BIG EAST Tournament

VINCENNES

Vincennes leads 1-0

Home: 0-0, Away: 0-0, Neutral: 0-1

Date	Site	Score
3/4/78	Rensselaer, Ind. *	L 69-73

* - IAAW Tournament

VIRGINIA

Virginia leads 2-0

Home: 0-0, Away: 0-1, Neutral: 0-1

Date	Site	Score
2/22/81	Chicago, Ill.	L 40-68
1/4/88	Charlottesville, Va.	L 59-79

VIRGINIA TECH

Notre Dame leads 5-1

Home: 3-0, Away: 1-1, Neutral: 1-0

Date	Site	Score
1/3/01	Blacksburg, Va.	W 75-64
1/13/01	Notre Dame, Ind.	W 75-55
3/5/01	Storrs, Conn. *	W 67-49
1/26/02	Notre Dame, Ind.	W 64-57
2/9/03	Blacksburg, Va.	L 50-53
1/10/04	Notre Dame, Ind.	W 53-40

* - BIG EAST Tournament

WAKE FOREST

Notre Dame leads 1-0

Home: 1-0, Away: 0-0, Neutral: 0-0

Date	Site	Score
11/27/10	Notre Dame, Ind. *	W 92-69

* - WBCA Classic

WASHINGTON

Notre Dame leads 2-1

Home: 1-0, Away: 0-1, Neutral: 1-0

Date	Site	Score
12/2/95	Kona, Hawaii *	W 80-67
12/7/03	Seattle, Wash.	L 74-85
12/11/04	Notre Dame, Ind.	W 72-58

* - Kona Women's Basketball Classic

WESTERN KENTUCKY

Notre Dame leads 1-0

Home: 1-0, Away: 0-0, Neutral: 0-0

Date	Site	Score
11/13/07	Notre Dame, Ind. *	W 75-59

* - Preseason WNIT (Second Round)

WESTERN MICHIGAN

Notre Dame leads 9-0

Home: 6-0, Away: 3-0, Neutral: 0-0

Date	Site	Score
12/8/82	Kalamazoo, Mich.	W 68-62
12/14/83	Notre Dame, Ind.	W 75-54
12/5/84	Notre Dame, Ind.	W 76-46
12/2/85	Kalamazoo, Mich.	W 94-65
2/3/87	Notre Dame, Ind.	W 65-58
12/18/00	Notre Dame, Ind.	W 84-54
12/12/01	Notre Dame, Ind.	W 71-48
11/20/05	Kalamazoo, Mich.	W 71-68
11/19/06	Notre Dame, Ind.	W 87-67

WEST VIRGINIA

Notre Dame leads 18-2

Home: 10-0, Away: 7-2, Neutral: 1-0

Date	Site	Score
2/26/96	Morgantown, W.Va.	W 73-55
1/9/97	Notre Dame, Ind.	W 103-58
2/25/97	Morgantown, W.Va.	W 80-67
1/14/98	Notre Dame, Ind.	W 86-78
1/7/99	Notre Dame, Ind.	W 111-90
2/20/99	Morgantown, W.Va.	W 89-54
1/5/00	Notre Dame, Ind.	W 75-54
1/24/01	Morgantown, W.Va.	W 87-64
2/19/02	Notre Dame, Ind.	W 72-63
1/8/03	Morgantown, W.Va.	W 66-59
2/1/03	Notre Dame, Ind.	W 69-64
1/17/04	Morgantown, W.Va.	L 51-64
2/26/05	Notre Dame, Ind.	W 82-57
3/6/05	Hartford, Conn. *	W 70-59
2/22/06	Morgantown, W.Va.	W 70-58
2/4/07	Notre Dame, Ind.	W 77-67
1/13/08	Morgantown, W.Va.	L 50-56
3/2/09	Notre Dame, Ind.	W 72-66
1/24/10	Notre Dame, Ind.	W 74-66
2/22/10	Morgantown, W.Va.	W 72-60

* - BIG EAST Tournament

WISCONSIN

Notre Dame leads 5-2

Home: 1-1, Away: 3-1, Neutral: 1-0

Date	Site	Score
3/1/87	Madison, Wis.	W 80-70
12/4/93	Providence, R.I. *	W 77-55
12/9/96	Notre Dame, Ind.	L 69-81
12/8/97	Madison, Wis.	L 77-89
11/22/00	Madison, Wis. #	W 83-56
12/4/03	Notre Dame, Ind.	W 82-64
12/4/05	Madison, Wis.	W 77-72

* - Brown PowerBar Tournament

- Coaches vs. Cancer Challenge

WISCONSIN-GREEN BAY

Series tied 1-1

Home: 0-0, Away: 1-1, Neutral: 0-0

Date	Site	Score
12/4/87	Green Bay, Wis. *	L 65-69
1/25/95	Green Bay, Wis.	W 67-56

* - Phoenix Classic

WISCONSIN-LA CROSSE

Wisconsin-La Crosse leads 1-0

Home: 0-0, Away: 0-1, Neutral: 0-0

Date	Site	Score
3/15/80	La Crosse, Wis. *	L 57-80

* - AIAW National Tournament

WISCONSIN-MILWAUKEE

Notre Dame leads 1-0

Home: 1-0, Away: 0-0, Neutral: 0-0

Date	Site	Score
1/28/95	Notre Dame, Ind.	W 98-50

WRIGHT STATE

Notre Dame leads 2-0

Home: 1-0, Away: 1-0, Neutral: 0-0

Date	Site	Score
1/7/95	Dayton, Ohio	W 76-41
1/19/95	Notre Dame, Ind.	W 67-48

XAVIER

Notre Dame leads 20-3

Home: 8-2, Away: 10-1, Neutral: 2-0

Date	Site	Score
1/7/84	Cincinnati, Ohio	W 85-68
2/25/84	Notre Dame, Ind.	W 91-77
2/9/85	Notre Dame, Ind.	W 107-61
3/9/85	Cincinnati, Ohio	W 78-50
2/8/86	Notre Dame, Ind.	W 104-57
3/6/86	Cincinnati, Ohio	W 76-43
1/26/89	Notre Dame, Ind.	W 66-52
2/25/89	Cincinnati, Ohio	W 69-56
1/25/90	Cincinnati, Ohio	W 92-59
2/26/90	Notre Dame, Ind.	W 85-61
1/29/91	Notre Dame, Ind.	W 74-50
3/2/91	Cincinnati, Ohio	W 69-53
1/7/92	Notre Dame, Ind.	L 66-69
2/6/92	Cincinnati, Ohio	L 86-104
3/14/92	Cincinnati, Ohio *	W 59-54
1/9/93	Cincinnati, Ohio	W 64-56
2/11/93	Notre Dame, Ind.	L 68-70
1/27/94	Notre Dame, Ind.	W 72-58
2/26/94	Cincinnati, Ohio	W 72-67
3/8/94	Indianapolis, Ind. *	W 72-63
1/5/95	Cincinnati, Ohio	W 72-63
3/1/95	Notre Dame, Ind.	W 86-73
3/9/95	DeKalb, Ill. *	W 83-52

* - MCC Tournament

YOUNGSTOWN STATE

Notre Dame leads 1-0

Home: 0-0, Away: 0-0, Neutral: 1-0

Date	Site	Score
12/30/88	Philadelphia, Pa. *	W 61-50

* - Saint Joseph's Invitational



Led by Natalie Novosel's 11-for-12 effort at the foul line, Notre Dame set a new school record by making 37 of 43 free throws against Wake Forest on Nov. 27, 2010.

Series vs. Opponents

	Games	Won	Lost
Adrian	1	0	1
Alabama	4	1	3
Alaska-Anchorage	1	1	0
Alcorn State	1	1	0
Arizona	4	3	1
Arizona State	3	1	2
Arkansas-Pine Bluff	1	1	0
Arkansas State	1	1	0
Army	1	1	0
Auburn	1	1	0
Augustana	1	1	0
Ball State	3	1	2
Baylor	1	0	1
Boston College	17	12	5
Boston University	1	0	1
Bowling Green	4	4	0
Bradley	1	1	0
Brigham Young	1	1	0
Brown	1	1	0
Butler	26	20	6
California	1	1	0
Canisius	1	1	0
Cedarville	1	1	0
Central Florida (UCF)	2	2	0
Central Michigan	3	2	1
Charlotte	2	2	0
Chicago	1	1	0
Chicago State	2	2	0
Cincinnati	7	7	0
Clark	1	1	0
Cleveland State	6	6	0
Colorado	3	0	3
Colorado State	4	3	1
Concordia	1	1	0
Connecticut	33	5	28
Creighton	2	2	0
Davidson	1	1	0
Dayton	28	22	6
Delaware	1	0	1
DePaul	35	16	19
Detroit	24	22	2
Duke	5	4	1
Duquesne	2	2	0
East Carolina	2	2	0
Eastern Michigan	4	4	0
Evansville	20	19	1
Fairfield	1	1	0
Florida International	1	1	0
Fordham	1	1	0
Franklin	1	0	1
Georgetown	27	24	3
George Washington	2	2	0
Georgia	3	1	2
Georgia Southern	1	1	0
Georgia Tech	1	1	0
Gonzaga	1	1	0
Goshen	6	6	0
Grace	2	2	0
Greenville	1	1	0
Hawaii	1	0	1
Huntington	4	4	0
Idaho	1	0	1
Illinois	5	1	4
Illinois-Chicago	11	9	2
Illinois State	3	2	1
Indiana	10	6	4
Indiana Tech	1	1	0
Iona	3	3	0
Iowa	1	1	0
Iowa State	1	1	0
IPFW	4	4	0
IUPUI	3	3	0
James Madison	2	0	2
Kansas State	1	1	0
Kent State	1	1	0
Kentucky	1	0	1
La Salle	9	4	5

	Games	Won	Lost
Liberty	2	2	0
LSU	4	2	2
Louisiana Tech	3	1	2
Louisville	11	7	4
Loyola (Ill.)	24	21	3
Loyola (Md.)	2	2	0
Loyola Marymount	2	2	0
Manchester	1	1	0
Marion	4	2	2
Marquette	36	30	6
Maryland	5	1	4
Massachusetts	1	1	0
Memphis	1	1	0
Miami (Fla.)	17	14	3
Miami (Ohio)	6	2	4
Michigan	16	9	7
Michigan State	14	6	8
Middle Tennessee	1	1	0
Minnesota	2	0	2
Missouri	1	1	0
Missouri State*	2	2	0
Montana	1	0	1
Morehead State	1	1	0
Mount St. Joseph	2	2	0
Mount St. Marys	1	0	1
Nebraska	2	1	1
New Hampshire	1	1	0
New Mexico	1	1	0
North Carolina	3	2	1
North Carolina State	1	1	0
Northeast Missouri	1	0	1
Northern Illinois	13	8	5
Northwestern	3	2	1
Northwestern State	1	0	1
Oakland	1	1	0
Ohio	1	1	0
Ohio State	2	1	1
Oklahoma	5	3	2
Old Dominion	6	1	5
Pacific	1	1	0
Pacific Lutheran	1	1	0
Pennsylvania	1	1	0
Penn State	0	0	5
Pittsburgh	22	19	3
Prairie View A&M	1	1	0
Providence	19	19	0
Purdue	24	10	14
Purdue-Calumet	2	2	0
Rice	2	1	1
Richmond	3	3	0
Rutgers	27	11	16
St. Ambrose	4	4	0
St. Francis (Ill.)	3	2	1
St. Francis (Ind.)	1	1	0
Saint Francis (Pa.)	1	1	0
St. John's	23	20	3
St. Joseph's (Ind.)	7	4	3
Saint Joseph's (Pa.)	2	1	1
Saint Louis	7	6	1
Saint Mary's (Calif.)	1	1	0
Saint Mary's (Ind.)	10	10	0
San Diego	1	1	0
San Diego State	2	1	1
San Francisco	2	2	0
Santa Clara	1	0	1
Seton Hall	23	19	4
South Carolina	3	1	2
South Dakota	2	0	2
Southeast Missouri	1	1	0
Southern California (USC)	9	7	2
SIU-Edwardsville	1	1	0
Southern Methodist (SMU)	3	2	1
South Florida (USF)	9	7	2
Spring Arbor	1	0	1
Stanford	2	0	2
Syracuse	26	24	2
Taylor	2	2	0

	Games	Won	Lost
Temple	5	3	2
Tennessee	21	1	20
Texas	2	1	1
Texas A&M	2	0	2
Texas Christian (TCU)	1	1	0
Texas State**	1	1	0
Texas Tech	3	1	2
Toledo	5	3	2
UC Irvine	1	1	0
UCLA	13	4	9
UC Santa Barbara	2	2	0
Upper Iowa	1	1	0
U.S. International	1	1	0
Utah	3	3	0
Valparaiso	24	24	0
Vanderbilt	5	4	1
Vermont	1	1	0
Villanova	27	17	10
Vincennes	1	0	1
Virginia	2	0	2
Virginia Tech	6	5	1
Wake Forest	1	1	0
Washington	3	2	1
Western Kentucky	1	1	0
Western Michigan	9	9	0
West Virginia	20	18	2
Wisconsin	7	5	2
Wisconsin-Green Bay	2	1	1
Wisconsin-La Crosse	1	0	1
Wisconsin-Milwaukee	1	1	0
Wright State	2	2	0
Xavier	23	20	3
Youngstown State	1	1	0
Totals	1030	720	310

* - school formerly Southwest Missouri State

** - school formerly Southwest Texas State

boldface indicates 2011-12 opponent



Becca Bruszewski scored 10 of her team-high 12 points in the second half as Notre Dame rallied from an 18-point deficit in the final 18 minutes to post a 59-57 win at Vanderbilt on Dec. 30, 2008.

Byron V. Kanaley Award

Awarded to a Notre Dame senior student-athlete who is most exemplary as a student and leader.

Krisli Davis.....	1991
Megan Duffy.....	2006
Lisa Kuhns.....	1990
Carol Lally.....	1979
Maggie Lally.....	1981
Kara Leary.....	1994
Melissa Lechlitter.....	2010
Ruth Riley.....	2001

Francis Patrick O'Connor Award

Awarded to a male and female student-athlete who display the total embodiment of the true spirit of Notre Dame as exemplified by their contributions and inspiration to their respective teams.

Megan Duffy.....	2006
Sheila McMillen.....	1999
Coquese Washington.....	1993

Christopher Zorich Award

Awarded to Notre Dame student-athletes to recognize their contributions to the University and the community at-large.

Erica Williamson.....	2010
-----------------------	------

Women's Basketball Hall of Fame

Muffet McGraw.....	2011
--------------------	------

Academic All-America® Team Member of the Year

Ruth Riley.....	2001
-----------------	------



Notre Dame has produced three BIG EAST Most Improved Player honorees, with Kelley Siemon the first Irish cager to win the award in 2001.



In both their junior and senior seasons (1996 and 1997), Katryna Gaither (left) and Beth Morgan (right) earned Associated Press honorable mention All-America status.

Academic All-America® Women's Basketball Team Member of the Year

Ruth Riley.....	2001
-----------------	------

Academic All-America® Team

Megan Duffy.....	2006 (First Team)
Maggie Lally.....	1980, 1981 (Second Team)
Shari Matvey.....	1981 (Second Team)
Ruth Riley.....	2000, 2001 (First Team)
Mary Beth Schueth.....	1983 (Second Team)

Associated Press National Player of the Year

Ruth Riley.....	2001
-----------------	------

Associated Press National Coach of the Year

Muffet McGraw.....	2001
--------------------	------

Naismith Trophy (National Player of the Year)

Ruth Riley.....	2001
-----------------	------

Naismith National Coach of the Year

Muffet McGraw.....	2001
--------------------	------

WBCA National Coach of the Year

Muffet McGraw.....	2001
--------------------	------

WBCA Carol Eckman Award

Muffet McGraw.....	2009
--------------------	------

Sports Illustrated National Player of the Year

Ruth Riley.....	2001
-----------------	------

Sports Illustrated for Women National Player of the Year

Ruth Riley.....	2001
-----------------	------

Sports Illustrated for Women National Coach of the Year

Muffet McGraw.....	2001
--------------------	------

Frances Pomeroy Naismith Award

(top senior player 5-foot-8 and under)

Megan Duffy.....	2006
Niele Ivey.....	2001

U.S. Basketball Writers Association All-America Team

Ruth Riley.....	2000, 2001
-----------------	------------

U.S. Basketball Writers Association National Freshman of the Year

Jacqueline Batteast.....	2002
--------------------------	------

U.S. Basketball Writers Association Women's Basketball Scholar-Athlete of the Year

Ruth Riley.....	2000
-----------------	------

Associated Press All-America Team

Charel Allen.....	2008 (Honorable Mention)
Jacqueline Batteast.....	2002, 2005 (Third Team)
Skylar Diggins.....	2004 (Honorable Mention)
Skylar Diggins.....	2011 (Third Team)
Megan Duffy.....	2010 (Honorable Mention)
Megan Duffy.....	2005, 2006 (Honorable Mention)
Katryna Gaither.....	1996, 1997 (Honorable Mention)
Niele Ivey.....	2001 (Third Team)
Beth Morgan.....	1996, 1997 (Honorable Mention)
Alicia Ratay.....	2000, 2002 (Honorable Mention)
Ruth Riley.....	2000, 2001 (First Team)
Ruth Riley.....	1999 (Third Team)
Lindsay Schrader.....	2010 (Honorable Mention)

UPI All-America Team

Katryna Gaither.....	1996 (Honorable Mention)
Beth Morgan.....	1996 (Honorable Mention)

State Farm/WBCA All-America Team

Jacqueline Batteast.....	2005
Skylar Diggins.....	2011
Ruth Riley.....	2001

State Farm/WBCA All-America Team Finalist (Honorable Mention All-America)

Charel Allen.....	2007
Jacqueline Batteast.....	2002, 2004
Skylar Diggins.....	2010
Megan Duffy.....	2005, 2006
Katryna Gaither.....	1996, 1997
Beth Morgan.....	1996, 1997
Natalie Novosel.....	2011
Devereaux Peters.....	2011
Ruth Riley.....	1999, 2000
Karen Robinson.....	1991
Lindsay Schrader.....	2010

Honors & Awards



Jacqueline Batteast became the second Notre Dame player ever selected as the BIG EAST Conference Player of the Year when she was honored following the 2004-05 season.

NCAA Women's Final Four Most Outstanding Player

Ruth Riley.....	2001
-----------------	------

NCAA Women's Final Four All-Tournament Team

Skylar Diggins.....	2011
Niele Ivey.....	2001
Devereaux Peters.....	2011
Ruth Riley.....	2001

NCAA Tournament Regional MVP

Skylar Diggins.....	2011 (Dayton Region)
Katryna Gaither.....	1997 (East Region)
Ruth Riley.....	2001 (Midwest Region)

NCAA Regional All-Tournament Team

Jacqueline Batteast.....	2004 (East Region)
Becca Bruszewski.....	2011 (Dayton Region)
Skylar Diggins.....	2011 (Dayton Region)
Katryna Gaither.....	1997 (East Region)
Melissa Lechlitner.....	2010 (Kansas City Region)
Beth Morgan.....	1997 (East Region)
Natalie Novosel.....	2011 (Dayton Region)
Alicia Ratay.....	2001 (Midwest Region)
Ruth Riley.....	2001 (Midwest Region)
Kelley Siemon.....	2001 (Midwest Region)

National Women's Invitation All-Tournament Team

Katryna Gaither.....	1995
Mary Gavin.....	1986
Trena Keys.....	1986
Karen Robinson.....	1991

Preseason WNIT All-Tournament Team

Charel Allen.....	2007
Jacqueline Batteast (MVP).....	2004
Megan Duffy.....	2004
Katryna Gaither.....	1996

BIG EAST Player of the Year

Jacqueline Batteast.....	2005
Ruth Riley.....	2001

BIG EAST Coach of the Year

Muffet McGraw.....	2001
--------------------	------

BIG EAST Defensive Player of the Year

Devereaux Peters.....	2011
Ruth Riley.....	1999, 2000, 2001

BIG EAST Most Improved Player

Megan Duffy.....	2004
Natalie Novosel.....	2011
Kelley Siemon.....	2001

BIG EAST Rookie/ Freshman of the Year

Jacqueline Batteast.....	2002
Alicia Ratay.....	2000

BIG EAST Female Scholar-Athlete of the Year

Ruth Riley.....	2001
-----------------	------

BIG EAST Women's Basketball Scholar-Athlete of the Year

Megan Duffy.....	2006
Alicia Ratay.....	2003
Ruth Riley.....	2001

BIG EAST All-Conference Team

Charel Allen.....	2007, 2008 (First Team)
Ashley Barlow.....	2009, 2010 (Second Team)
Jacqueline Batteast.....	2008 (Honorable Mention)
Jacqueline Batteast.....	2004, 2005 (First Team)
Skylar Diggins.....	2002, 2003 (Second Team)
Skylar Diggins.....	2011 (First Team)
Skylar Diggins.....	2010 (Second Team)
Megan Duffy.....	2005, 2006 (First Team)
Megan Duffy.....	2004 (Honorable Mention)
Katryna Gaither.....	1996, 1997 (First Team)
Niele Ivey.....	2001 (First Team)
Niele Ivey.....	2000 (Second Team)
Niele Ivey.....	1999 (Third Team)
Sheila McMillen.....	1999 (Second Team)
Beth Morgan.....	1996, 1997 (First Team)
Natalie Novosel.....	2011 (First Team)
Devereaux Peters.....	2011 (First Team)

Alicia Ratay.....	2003 (Honorable Mention)
Alicia Ratay.....	2002 (First Team)
Alicia Ratay.....	2001 (Third Team)
Ruth Riley.....	1999, 2000, 2001 (First Team)
Lindsay Schrader.....	2009, 2010 (First Team)
Lindsay Schrader.....	2008 (Honorable Mention)
Kelley Siemon.....	2001 (Honorable Mention)

BIG EAST All-Freshman Team

Natalie Achonwa.....	2011
Charel Allen.....	2005
Ashley Barlow.....	2007
Jacqueline Batteast.....	2002
Skylar Diggins.....	2010
Courtney LaVere.....	2003
Melissa Lechlitner.....	2007
Brittany Mallory.....	2008
Natalie Novosel.....	2009
Devereaux Peters.....	2008
Alicia Ratay.....	2000
Ruth Riley.....	1998
Erica Solomon.....	2009
Erica Williamson.....	2007

BIG EAST All-Tournament Team

Skylar Diggins.....	2010, 2011
Megan Duffy.....	2005
Katryna Gaither.....	1996, 1997
Sheila McMillen.....	1999
Beth Morgan.....	1996, 1997
Natalie Novosel.....	2011
Ruth Riley.....	1999, 2001
Kelley Siemon.....	2001

BIG EAST Player of the Week

Charel Allen.....	2007 (Jan. 22, Feb. 12)
Jacqueline Batteast.....	2005 (Jan. 24, Feb. 14)
Jacqueline Batteast.....	2004 (Nov. 22, Dec. 20)
Jacqueline Batteast.....	2003 (Dec. 29)
Teresa Borton.....	2005 (Feb. 28)
Melissa D'Amico.....	2005 (Dec. 19)
Skylar Diggins.....	2011 (Feb. 14)
Megan Duffy.....	2006 (Jan. 23, Feb. 27)
Megan Duffy.....	2003 (Dec. 8)
Katryna Gaither.....	1997 (Jan. 13)
Katryna Gaither.....	1996 (Jan. 9 & 16, Nov. 25, Dec. 2)
Danielle Green.....	1998 (Nov. 23)
Niele Ivey.....	2000 (Jan. 17)
Niele Ivey.....	1999 (Feb. 8, Nov. 27)
Niele Ivey.....	1998 (Nov. 16, Dec. 15)
Sheila McMillen.....	1999 (Feb. 22)
Beth Morgan.....	1997 (Feb. 2)
Beth Morgan.....	1995 (Dec. 4)
Alicia Ratay.....	2003 (Feb. 17)
Alicia Ratay.....	2002 (Feb. 18 & 25)
Ruth Riley.....	2001 (Jan. 1 & 22, Feb. 12)
Ruth Riley.....	2000 (Feb. 21)
Ruth Riley.....	1999 (Jan. 11, Feb. 1, Dec. 6)
Kelley Siemon.....	1998 (Dec. 28)
Kelley Siemon.....	2000 (Feb. 7)

BIG EAST Rookie/ Freshman of the Week

Natalie Achonwa.....	2010 (Dec. 13)
Charel Allen.....	2005 (Feb. 7)
Jacqueline Batteast.....	2002 (Jan. 7 & 28, Feb. 11)
Jacqueline Batteast.....	2001 (Dec. 3, 10 & 17)
Diana Braendly.....	1996 (Feb. 12)
Skylar Diggins.....	2010 (Jan. 11 & 25, Feb. 8)
Skylar Diggins.....	2009 (Nov. 23)
Katy Flecky.....	2002 (Feb. 25)
Erica Haney.....	1999 (Feb. 22)
Sherisha Hills.....	1998 (Nov. 30)



Second on Notre Dame's career rebounding list, Letitia Bowen was a two-time all-Midwestern Collegiate Conference selection in 1993 and 1994, helping the Irish win the MCC Tournament title and an automatic NCAA Tournament berth in '94.

Courtney LaVere	2003 (March 3)
Natalie Novosel	2009 (Jan. 12)
	2008 (Dec. 29)
Alicia Ratay	2000 (Jan. 10, Feb. 7, 14 & 21)
	1999 (Dec. 6 & 20)
Ruth Riley	1998 (Jan. 12, 19 & 26)
Lindsay Schrader	2005 (Nov. 21)
Kellie Watson	2008 (Dec. 1 & 8)

BIG EAST All-Academic Team

Charel Allen	2008
Jeannine Augustin	1996, 1997
Veronica Badway	2011
Ashley Barlow	2009, 2010
Jacqueline Batteast	2004, 2005
Diana Braendly	1996, 1998, 1999
Teresa Borton	2002, 2003, 2004, 2005
Alena Christiansen	2010
Skylar Diggins	2010, 2011
Megan Duffy	2003, 2004, 2005, 2006
Imani Dunbar	2000, 2001
Crystal Erwin	2006
Stacy Fields	1996
Katy Flecky	2002, 2004
Mary Forr	2011
Tulayah Gaines	2006, 2007
Breona Gray	2006
Danielle Green	1996, 1999
Monique Hernandez	2001, 2004
Kari Hutchinson	1998
Adrienne Jordan	1996, 1997
Jeneka Joyce	2001, 2002, 2004
Jill Krause	2002
Courtney LaVere	2005, 2006
Melissa Lechlitner	2007, 2008, 2009, 2010
Sheila McMillen	1999
Fraderica Miller	2009, 2010
Beth Morgan	1996
Mollie Peirick	1998
Carey Poor	1996

Susie Powers	2004, 2005
Alicia Ratay	2000, 2001, 2002, 2003
Ruth Riley	1998, 1999, 2000, 2001
Lindsay Schrader	2006, 2009
LeTania Severe	2002, 2003, 2004
Karen Swanson	2000, 2001, 2002, 2003
Amanda Tsipis	2005, 2006, 2007, 2008
Anne Weese	2004
Kelsey Wicks	2002
Erica Williamson	2007, 2009, 2010

Midwestern Collegiate Conference Player of the Year

Karen Robinson	1991, 1990
----------------	------------

Midwestern Collegiate Conference Coach of the Year

Muffet McGraw	1991
---------------	------

Midwestern Collegiate Conference Newcomer of the Year

Beth Morgan	1994
-------------	------

Midwestern Collegiate Conference Tournament MVP

Krissi Davis	1989, 1991
Margaret Nowlin	1992
Karen Robinson	1990

All-Midwestern Collegiate Conference Team

Letitia Bowen	1994 (First Team)
	1993 (Second Team)
Krissi Davis	1991 (First Team)
	1990 (Second Team)
Katryna Gaither	1995 (First Team)
Sara Liebscher	1989 (Second Team)
Beth Morgan	1994, 1995 (First Team)
Margaret Nowlin	1992 (First Team)
Karen Robinson	1989, 1990, 1991 (First Team)
Coquese Washington	1991, 1993 (Second Team)

Midwestern Collegiate Conference All-Newcomer Team

Stacy Fields	1993
Comalita Haysbert	1989
Michelle Marciniak	1992
Beth Morgan	1994

Kristin Knapp	1991
Mollie Peirick	1995
Coquese Washington	1990

Midwestern Collegiate Conference All-Tournament Team

Letitia Bowen	1994
Krissi Davis	1989, 1991
Beth Morgan	1994
Margaret Nowlin	1990, 1992
Sherri Orlosky	1992
Karen Robinson	1989, 1990, 1991

Midwestern Collegiate Conference Player of the Week

Letitia Bowen	1993 (Jan. 10, March 6)
Krissi Davis	1991 (March 10)
	1990 (March 6)
Katryna Gaither	1995 (Jan. 16, Feb. 26)
Comalita Haysbert	1992 (Feb. 3)
Michelle Marciniak	1991 (Dec. 9)
Beth Morgan	1994 (Feb. 7)
	1993 (Dec. 26)
Margaret Nowlin	1992 (March 16)
	1990 (Feb. 18)
Sherri Orlosky	1991 (Dec. 23)
Karen Robinson	1991 (Feb. 18)
	1990 (Jan. 28)
	1988 (Dec. 5)

North Star Conference Player of the Year

Trena Keys	1985, 1986
------------	------------

North Star Conference Coach of the Year

Mary DiStanislao	1985, 1986
Muffet McGraw	1988

All-North Star Conference Team

Sandy Botham	1986, 1987, 1988 (First Team)
	1985 (Second Team)
Heidi Bunek	1987, 1988 (Second Team)
Mary Gavin	1987 (First Team)
	1986, 1988 (Second Team)
Mary Beth Schueth	1985 (First Team)
	1984 (Second Team)



Widely respected for her work ethic on the court, Teresa Borton was just as diligent in the classroom, becoming one of only seven Notre Dame players to earn a place on the BIG EAST All-Academic Team four times.

National Team Players

Through the years, the Notre Dame women's basketball program has not only achieved success during the college season, but it has also seen its players and coaches reach similar heights on the international stage while representing both the United States and Canada.

All told, the Fighting Irish have seen 14 players and two coaches who have successfully competed in domestic and/or international competition (with either USA or Canada Basketball) and who have won a total of 24 medals (including 10 golds, led by **Ruth Riley's** gold medal as a member of the 2004 U.S. Olympic Team). In fact, at least one Notre Dame player (either an alum, current player or incoming freshman) has played for a USA Basketball team at an international tournament in seven of the past eight years (2004-11) and each time, she has come home with a gold medal.

Included on this list are five current Notre Dame players — guards **Skylar Diggins**, **Kayla McBride** and **Natalie Novosel**, and forwards **Natalie Achonwa** and **Devereaux Peters** — and two coaches in head coach **Muffet McGraw** and associate coach **Carol Owens** (the 2008 USA Basketball Developmental Coach of the Year).

Most recently, Diggins, Novosel and Peters made history in the summer of 2011 by becoming the first Notre Dame trio



Former Notre Dame All-American Ruth Riley (second from right) and her U.S. Olympic teammates celebrate their gold medal at the 2004 Athens Games.

to win gold medals for the same USA Basketball team in the same tournament, helping the United States to a 6-0 record and the World University Games title in Shenzhen, China.

Diggins averaged 12.3 ppg., while also leading all tournament players in assists (4.8 apg.) and ranking among the top 10 at the event in steals (third with team-high 3.3 spg.) and field goal percentage (10th at 47%). In fact, Diggins narrowly missed breaking two longstanding USA Basketball World University Games records, with her 20 steals ranking third all-time behind the 21 thefts collected in 1987 by Alisa Scott and Women's Basketball Hall of Famer/1988 Wade Trophy recipient Teresa Weatherspoon. Diggins' 29 assists also are third-most by a USA Basketball player at the World University Games, one off the record shared by Kamie Ethridge (1985) and Suzie McConnell (1987).

Peters also had an impressive showing at the World University Games as the leading American scorer off the bench (and fourth overall) with 10.0 points per game. She also was fourth on the team in rebounding (5.3 rpg.), and ranked among the top 10 in the entire tournament in field goal percentage (fifth at .560, second-best on team) and blocked shots (ninth with team-high 1.0 bpg.).

Novosel was one of the "glue" players for the United States, starting all six games in her international debut and doing a bit of everything, winding up with 4.5 points, 3.3 rebounds and 1.6 steals per game, the latter total ranking fourth on the team.

Led by the Notre Dame trio, the United States set new USA Basketball World University Games records for scor-

ing margin (+45.0 points per game) and average rebounds per game (56.5 rpg.). The Americans also posted their second-best scoring average ever at the World University Games, and best in 20 years (97.8 points per game; the record is 105.0 ppg. by the 1991 squad that included Hall of Famers Lisa Leslie, Dawn Staley and Ruthie Bolton), as well as their second-best defensive scoring average at the tournament, and best in 38 years (52.8 ppg.; the record is 48.0 ppg. set by the inaugural 1973 team).

Achonwa is just a year removed from competing for her home country as a member of the Canadian Senior Women's National Team at the 2010 FIBA World Championships in the Czech Republic. The youngest player ever to suit up for Canada's top team, Achonwa saw action in all eight games for Canada at the World Championships, averaging 4.6 points and 3.9 rebounds per game, ranking fourth on her team in scoring and third in rebounding. She also tossed in a personal-best 12 points and eight rebounds in a second-round game against reigning European champion France, as Canada finished 12th at the World Championships.

Achonwa made her Canadian Senior National Team debut as a 16-year-old at the 2009 FIBA Americas Championship in Brazil, averaging 6.6 points and 4.2 rebounds per game and helping Canada to a bronze medal and its second consecutive berth in the FIBA World Championships.

McBride earned a place on the United States U18 National Team that took home the gold medal at the FIBA U18 Americas Championship in Colorado Springs, Colo. She started all five games for Team USA at the tournament, averaging 8.2 points,



Megan Duffy shows off her gold medal she won as the starting point guard for the 2005 USA World University Games Team, what many consider among the most dominating champions in that tournament's history. With Duffy at the helm, the United States went 7-0 and outscored its opponents by a staggering 43.1 points per game.

3.8 rebounds and 1.6 steals per game with a .500 field goal percentage and .846 free throw percentage, ranking among the top four on the team in scoring, free throw percentage and steals.

Owens made her mark as both an assistant coach and head coach in the USA Basketball program from 2006-09, helping the United States win four gold medals in as many international tournaments under her tutelage. The Chicago native coached twice at the FIBA U18 Americas Championship, striking gold as an assistant in 2006 and a head coach in 2008, and twice at the FIBA U19 World Championships, winning titles as an assistant in 2007 and head coach in 2009. During her two successful head-coaching runs with USA Basketball, Owens also had the opportunity to work with Diggins, adding an even greater Golden Dome glitter to the Americans' championship medals.

Other representatives of the Notre Dame women's basketball program to compete on the world stage include: **Melissa Lechlitner** ('10), who struck gold with the 2007 Women's U19 World Championship Team (making Lechlitner the first South Bend-area female to earn a gold medal in international basketball competition and paving the way for Diggins' current gold rush), **Megan Duffy** ('06), who claimed a gold medal as a co-captain and starter for the 2005 USA World University Games Team, and **Riley** ('01), who made prior USA Basketball appearances in 1998 and 1999 before her historic Olympic gold medal in 2004, which made her one of just seven women's basketball players in history to

win an NCAA title, WNBA title and Olympic gold. Two other former Fighting Irish All-Americans — **Katryna Gaither** ('97) (two teams, two medals) and **Beth Morgan** ('97) (four teams, three medals) — also have suited up for Team USA since 1996.

In earlier years, Notre Dame also had several players compete at the U.S. Olympic Festival during its existence from 1978-95 — **Trena Keys** (1982-83 for North Team), **Heidi Bunek** (1985-86 for North Team), **Karen Robinson** (1987 and 1989 for East Team) and **Kristin Knapp** (1991 for West Team). Both Bunek and Robinson earned a silver and bronze medal in their two appearances, while Knapp took home a bronze in her only visit.

McGraw herself served as an assistant coach with the South Team at the 1993 U.S. Olympic Festival, helping that squad post a perfect 4-0 record and claim the gold medal.

Notre Dame players also have been regular participants at USA Basketball national team trials in recent seasons, with at least one Fighting Irish player competing to wear the Stars & Stripes nearly every summer since 1997. In addition, the Fighting Irish women's basketball program has been well-represented on USA Basketball committees in the last few years, with **McGraw** spending time as part of the USA Basketball Women's Collegiate Committee (now evolved into the Junior National Team Committee), while Notre Dame graduates **Morgan** ('97) and **Coquese Washington** ('92, JD '97) both currently serve on the USA Basketball Junior National Team Committee.



For the first time in school history, Notre Dame had three players earn gold medals while playing for the same USA Basketball team, as Devereaux Peters (left), Skylar Diggins (center) and Natalie Novosel (right) led the United States to a 6-0 record and the 2011 World University Games championship in Shenzhen, China.

Fighting Irish On National Teams

NATALIE ACHONWA ('14)

2008 - Canada U18 Americas Championship Team**

2009 - Canada U19 World Championships Team

2009 - Canada FIBA Americas Championship Team***

2010 - Canada World Championships Team

HEIDI BUNEK ('89)

1985 - USA Olympic Festival North Team***

1986 - USA Olympic Festival North Team**

SKYLAR DIGGINS ('13)

2007 - USA Youth Development Festival White Team*

2008 - USA FIBA U18 Americas Championship Team*

2009 - USA FIBA U19 World Championships Team*

2011 - USA World University Games Team*

MEGAN DUFFY ('06)

2005 - USA World University Games Team*

KATRYNA GAITHER ('97)

1997 - USA World Championships Qualifying Team**

1999 - USA Pan Am Games Team***

TRENA KEYS ('86)

1982 - USA Olympic Festival North Team

1983 - USA Olympic Festival North Team

KRISTIN KNAPP ('94)

1991 - USA Olympic Festival West Team***

MELISSA LECHLITNER ('10)

2007 - USA U19 World Championship Team*

KAYLA MCBRIDE ('14)

2010 - USA FIBA U18 Americas Championship Team*

MUFFET MCGRAW (head coach)

1993 - USA Olympic Festival South Team**

BETH MORGAN ('97)

1996 - USA Basketball Select Team

1997 - USA World Championship Qualifying Team**

1997 - USA World University Games Team*

1999 - USA Pan Am Games Team***

NATALIE NOVOSEL ('12)

2011 - USA World University Games Team*

DEVEREAUX PETERS ('11)

2011 - USA World University Games Team*

RUTH RILEY ('01)

1998 - USA Basketball Select Team

1999 - USA World University Games Team**

2004 - USA Olympic Team*

KAREN ROBINSON ('91)

1987 - USA Olympic Festival East Team***

1989 - USA Olympic Festival East Team**

* - won gold medal

** - won silver medal

*** - won bronze medal

^ - served as assistant coach



**MUFFET
MCGRAW**

Head Coach
25th season
Saint Joseph's (Pa.) '77



**JONATHAN
TSIPIS**

Associate Head Coach
9th season
North Carolina '96



**CAROL
OWENS**

Associate Coach
12th season
Northern Illinois '90



**NIELE
IVEY**

Assistant Coach
5th season
Notre Dame '00



**STEPHANIE
MENIO**

Coordinator of
Basketball Operations
7th season
Pittsburgh '04



**ANGIE
POTTHOFF**

Associate Director of
Operations & Technology
7th season
Penn State '97



**#3
WHITNEY
HOLLOWAY**

Guard
5-4, Freshman
Plainfield, Ill.
(Montini Catholic)



**#4
SKYLAR
DIGGINS**

Guard
5-9, Junior
South Bend, Ind.
(Washington)



**#5
MADISON
CABLE**

Guard
5-11, Freshman
Mt. Lebanon, Pa.
(Mt. Lebanon)



**#11
NATALIE
ACHONWA**

Forward
6-3, Sophomore
Guelph, Ontario
(St. Mary's Catholic)



**#12
FRADERICA
MILLER**

Guard
5-10, Senior
Atlanta, Ga.
(The Marist School)



**#14
DEVEREAUX
PETERS (C)**

Forward
6-2, 5th-Year Senior
Chicago, Ill.
(Fenwick)



**#15
KAILA
TURNER**

Guard
5-8, Junior
Joliet, Ill.
(Marian Catholic)



**#21
NATALIE
NOVOSEL (C)**

Guard
5-11, Senior
Lexington, Ky.
(Lexington Catholic)



**#22
BRITTANY
MALLORY (C)**

Guard
5-10, 5th-Year Senior
Baltimore, Md.
(McDonogh School)



**#23
KAYLA
MCKRIDE**

Guard
5-11, Sophomore
Erie, Pa.
(Villa Maria Academy)



**#34
MARKISHA
WRIGHT**

Forward
6-2, Freshman
Des Moines, Iowa
(Des Moines East)



**#44
ARIEL
BRAKER**

Forward
6-1, Sophomore
Grosse Pointe Woods, Mich.
(Grosse Pointe North)

NOTRE DAME

and the **WNBA**



**BETH MORGAN
(CUNNINGHAM)**
Washington Mystics (2000)



KATRYNA GAITHER
Utah Starzz (2000)
Indiana Fever (2000)
Cleveland Rockers (2002)
Los Angeles Sparks (2002)
Washington Mystics (2002)



JACQUELINE BATTEAST
Minnesota Lynx (2005)
Detroit Shock (2006)
2006 WNBA Champion



MEGAN DUFFY
Minnesota Lynx (2006-07)
New York Liberty (2008)




RUTH RILEY
Miami Sol (2001-02)
Detroit Shock (2003-06)
San Antonio Silver Stars (2007-present)
Two-time WNBA Champion (2003, 2006)
2003 WNBA Finals MVP
2005 WNBA All-Star



CHARREL ALLEN
Sacramento Monarchs (2003)



COQUESE WASHINGTON
New York Liberty (1993-99)
Houston Comets (2000-02)
Indiana Fever (2002-03)
WNBA Champion (2000)
Past President, WNBA Players
Association



NIELE IVEY
Indiana Fever (2001-04)
Detroit Shock (2005)
Phoenix Mercury (2005)

2011-12 NOTRE DAME WOMEN'S BASKETBALL SCHEDULE

NOVEMBER

2	Wed.	WINDSOR (ONTARIO) (exhibition)	Notre Dame, Ind. (Purcell Pavilion at the Joyce Center)	7 p.m.
11	Fri.	(1) AKRON	Notre Dame, Ind. (Purcell Pavilion at the Joyce Center)	7 p.m.
13	Sun.	(1) DETROIT/INDIANA STATE	Notre Dame, Ind. (Purcell Pavilion at the Joyce Center)	2 p.m.
17	Thurs.	(1) PRESEASON WNIT SEMIFINAL	Notre Dame, Ind. (Purcell Pavilion at the Joyce Center)	7 p.m.
20	Sun.	(1) Preseason WNIT Final (CBSSN)	Campus sites	2 p.m.
25	Fri.	(2) vs. USC	Freeport, Bahamas (St. Georges High School)	5:45 p.m.
26	Sat.	(2) vs. Duke/Gardner-Webb	Freeport, Bahamas (St. Georges High School)	5:45/8 p.m.

DECEMBER

2	Fri.	PENNSYLVANIA	Notre Dame, Ind. (Purcell Pavilion at the Joyce Center)	7 p.m.
4	Sun.	at Creighton	Omaha, Neb. (D.J. Sokol Arena)	1:35 p.m. CT
7	Wed.	MARQUETTE*	Notre Dame, Ind. (Purcell Pavilion at the Joyce Center)	7 p.m.
10	Sat.	at Purdue (BTN)	West Lafayette, Ind. (Mackey Arena)	Noon
18	Sun.	KENTUCKY (ESPN)	Notre Dame, Ind. (Purcell Pavilion at the Joyce Center)	1 p.m.
20	Tues.	CENTRAL FLORIDA	Notre Dame, Ind. (Purcell Pavilion at the Joyce Center)	7 p.m.
28	Wed.	LONGWOOD	Notre Dame, Ind. (Purcell Pavilion at the Joyce Center)	2 p.m.
30	Fri.	at Mercer	Macon, Ga. (University Center)	7 p.m.

JANUARY

4	Wed.	at Seton Hall*	South Orange, N.J. (Walsh Gymnasium)	7 p.m.
7	Sat.	CONNECTICUT* (CBS)	Notre Dame, Ind. (Purcell Pavilion at the Joyce Center)	4 p.m.
10	Tues.	at Georgetown* (CBSSN)	Washington, D.C. (McDonough Arena)	7 p.m.
14	Sat.	at Cincinnati*	Cincinnati, Ohio (Fifth Third Arena)	3 p.m.
17	Tues.	PITTSBURGH*	Notre Dame, Ind. (Purcell Pavilion at the Joyce Center)	7 p.m.
21	Sat.	VILLANOVA*	Notre Dame, Ind. (Purcell Pavilion at the Joyce Center)	1 p.m.
23	Mon.	TENNESSEE (ESPN2 - Big Monday)	Notre Dame, Ind. (Purcell Pavilion at the Joyce Center)	7 p.m.
28	Sat.	at St. John's* (BETV)	Jamaica, N.Y. (Carnesecca Arena)	Noon
31	Tues.	at Rutgers* (CBSSN)	Piscataway, N.J. (Louis Brown Athletic Center)	7 p.m.

FEBRUARY

5	Sun.	DePAUL* (ESPN)	Notre Dame, Ind. (Purcell Pavilion at the Joyce Center)	1 p.m.
7	Tues.	at Syracuse*	Syracuse, N.Y. (Carrier Dome)	7 p.m.
12	Sun.	WEST VIRGINIA* (ESPN - Pink Zone)	Notre Dame, Ind. (Purcell Pavilion at the Joyce Center)	3:30 p.m.
14	Tues.	PROVIDENCE*	Notre Dame, Ind. (Purcell Pavilion at the Joyce Center)	7 p.m.
20	Mon.	at Louisville* (ESPN - Big Monday)	Louisville, Ky. (KFC Yum! Center)	2 p.m.
25	Sat.	SOUTH FLORIDA*	Notre Dame, Ind. (Purcell Pavilion at the Joyce Center)	2 p.m.
27	Mon.	at Connecticut* (ESPN2 - Big Monday)	Hartford, Conn. (XL Center)	9 p.m.

MARCH

2	Fri.	(3) BIG EAST First Round	Hartford, Conn. (XL Center)	TBA
3	Sat.	(3) BIG EAST Second Round (BETV)	Hartford, Conn. (XL Center)	TBA
4	Sun.	(3) BIG EAST Quarterfinals (ESPN)	Hartford, Conn. (XL Center)	TBA
5	Mon.	(3) BIG EAST Semifinals (ESPN)	Hartford, Conn. (XL Center)	6/8 p.m.
6	Tues.	(3) BIG EAST Final (ESPN/ESPN2)	Hartford, Conn. (XL Center)	7 p.m.
18	Sun.	(4) NCAA FIRST ROUND	Notre Dame, Ind. (Purcell Pavilion at the Joyce Center)	TBA
20	Tues.	(4) NCAA SECOND ROUND	Notre Dame, Ind. (Purcell Pavilion at the Joyce Center)	TBA
24-25	Sat.-Sun.	(4) NCAA Regional Semifinals		TBA
26-27	Mon.-Tues.	(4) NCAA Regional Finals		TBA
(Regional sites: Des Moines, Iowa; Fresno, Calif.; Kingston, R.I.; Raleigh, N.C.)				

APRIL

1	Sun.	(4) NCAA National Semifinals	Denver, Colo. (Pepsi Center)	TBA
3	Tues.	(4) NCAA National Championship	Denver, Colo. (Pepsi Center)	TBA

* - indicates BIG EAST Conference game

(1) Preseason WNIT (played at campus sites; teams to be played minimum of three games)

(2) Junkanoo Jam (St. Georges High School - Freeport, Bahamas)

(3) BIG EAST Championship (XL Center - Hartford, Conn.)

(4) NCAA Championship

CBSSN - game to be televised live on CBS Sports Network (formerly CBS College Sports)

BETV - game to be televised live on BIG EAST Network (syndicated package - check local listings)

BTN - game to be televised live on Big Ten Network

NOTE: All home games not scheduled for commercial TV broadcast will be webcast live and free of charge on official Notre Dame athletics web site (www.UND.com)

All times Eastern unless noted // Dates and times subject to change

All home games listed in BOLD CAPS and played in Purcell Pavilion at the Joyce Center (capacity 9,149) in Notre Dame, Ind.



BRITTANY MALLORY
FIFTH-YEAR SENIOR • GUARD

FRADERICA MILLER
SENIOR • FORWARD

