

2012-13

NOTRE DAME BASKETBALL

2012-13 NOTRE DAME BASKETBALL



SKYLAR DIGGINS
SENIOR • GUARD



NATALIE ACHONWA
JUNIOR • FORWARD



KAYLA McBRIDE
JUNIOR • GUARD



PLAY Like A CHAMPION

1,346	All-Americans
587	NCAA Tournament Appearances
416	Individual Conference Champions/ Player of the Year Award Winners
285	Conference Titles
223	Academic All-Americans
142	Regular Season/Tournament BIG EAST Titles
88	Individual National Champions/ Player of the Year Award Winners
28	National Championships

TABLE OF CONTENTS

Table of Contents/Credits.....	1
University of Notre Dame.....	2
University Leadership.....	3-4
Media Information/Quick Facts.....	6
Covering The Irish.....	7
Irish On Television.....	8
Media Outlets.....	9
Purcell Pavilion at the Joyce Center.....	10-11
Irish Women's Basketball From A-Z.....	12-14

2012-13 SEASON PREVIEW

2012-13 Season Preview.....	16-19
Team Rosters/Team Photo/Roster Breakdowns/ Pronunciation Guide.....	20

STUDENT-ATHLETES

Natalie Achonwa.....	22-23
Ariel Braker.....	24-25
Madison Cable.....	26
Skylar Diggins.....	27-31
Whitney Holloway.....	32-33
Kayla McBride.....	34-35
Kaila Turner.....	36-37
Markisha Wright.....	38-39
Hannah Huffman.....	40
Jewell Loyd.....	41
Michaela Mabrey.....	42

COACHING STAFF

Head Coach Muffet McGraw.....	44-48
Q&A with Muffet McGraw.....	49
Associate Head Coach Carol Owens.....	50-51
Associate Coach Beth Cunningham.....	52-53
Assistant Coach Niele Ivey.....	54
Coordinator of Basketball Operations Matt Chupp.....	55
Associate Director of Operations & Technology Angie Potthoff.....	56
Support Staff.....	57-58

2012-13 OPPONENTS

Alabama A&M/Baylor/Central Michigan/ Cincinnati/Connecticut/DePaul.....	60
Georgetown/Kansas St./Louisville/Marquette/ Massachusetts/Mercer.....	61
Ohio State/Old Dominion/Pittsburgh/Providence/ Purdue/Rutgers.....	62
Saint Francis/St. John's/Seton Hall/South Florida/ Syracuse/Tennessee.....	63
Texas A&M/UCLA/UNLV/Utah State/Villanova Fighting Irish Travel.....	65
Travel Plans.....	66
Opponent SID Directory.....	67

2011-12 SEASON IN REVIEW

2011-12 Season Notebook.....	70-71
2011-12 Results.....	72
2011-12 Statistics.....	73
2011-12 Superlatives.....	74
2011-12 Game-by-Game Statistics.....	75
2011-12 Points-Rebounds-Assists.....	76
2011-12 Miscellaneous Statistics.....	77
2011-12 Box Scores.....	78-90
Graduated Monogram Winners — Brittany Mallory.....	91-93
Fraderica Miller.....	94-96
Natalie Novosel.....	97-99
Devereaux Peters.....	100-102

BIG EAST CONFERENCE

BIG EAST Conference.....	104
All-Time BIG EAST Standings.....	105-106
2011-12 BIG EAST Awards.....	107
2012-13 BIG EAST Composite Schedule BIG EAST Championship Dates.....	108
2012-13 BIG EAST Composite Schedule.....	109-110

RECORDS

Team Single-Game Records.....	112-113
Individual Single-Game Records.....	114
Purcell Pavilion/Joyce Center Records.....	115-116
Team Single-Season Records.....	117-119
Individual Single-Season Records.....	120-129
Career Records.....	130-131
Opponent Records.....	132
The Last Time Notre Dame.....	133
The Last Time An Opponent.....	134
Scoring Leaders.....	135
1,000-Point Scorers.....	136-143
Year-by-Year Leaders.....	144
Year-by-Year Statistics.....	145-146

HISTORY

All-Time Roster.....	148-149
All-Time Numerical Roster.....	150-151
Year-by-Year Results.....	152-160
All-Time Coaching Records.....	161
In The Rankings.....	162-165
NCAA Tournament History.....	166-181
NCAA Tournament Results.....	182-183
Individual NCAA Tournament Records.....	184
Team NCAA Tournament Records.....	185
Opponent NCAA Tournament Records.....	186
All-Time Series Results.....	187-197
Series vs. Opponents.....	198
Honors & Awards.....	199-201
National Team Players.....	202-203
Broadcast Roster.....	204

CREDITS

The 2012-13 NOTRE DAME WOMEN'S BASKETBALL MEDIA GUIDE is a copyright production of the University of Notre Dame Athletic Media Relations Department, Joyce Center, Notre Dame, IN 46556, AC (574) 631-7516.

Graphic design and layout by Cathy Scholz of C Graphics in Granger, Ind. Additional graphic design contributions (inside back cover) by Dave Scholtes of Ave Maria Press in Notre Dame, Ind and Cathy Scholz of C Graphics..

Photos by: Ray Acevedo, Mike and Sue Bennett/Eric and Michelle Szajko of Lighthouse Imaging, Matt Cashore, Pat Coveney, Linda Dunn, Vanessa Gempis, Getty Images/WNBA Photos, Heather Gollatz, Kaitlyn Kiely, Kevin Leahy/Brian Spurlock Photography, Jerry Margolis, Maria Massa, Bro. Charles McBride C.S.C., Stephanie Menio, Bill Panzica/Sporting Shots, Gary Paczesny, Joe Raymond, Marcus Snowden, Bob Stowell, Brian Tirpak, Allison Wagner and USA Basketball.

This publication was written, compiled and edited by Chris Masters. Editorial assistance and research provided by Aaron Horvath and Lizzie Mikes. Special thanks to all previous Notre Dame women's basketball SIDs, Sara Naggar and Michael Coyne from the BIG EAST Communications Office, and all opponent SIDs for their invaluable contributions to this publication.

Printing by Ave Maria Press, Notre Dame, Ind.

© University of Notre Dame, Athletic Media Relations Department, 2012. All rights reserved.



When Father Edward F. Sorin started his school in the northern Indiana wilderness, he had only \$300, three log buildings badly in need of repair and a far-sighted vision of establishing a liberal arts school to meet the growing educational needs of the frontier. He dreamed of building a great university, and in 1842, he founded the University of Notre Dame du Lac.

Over the years, the University of Notre Dame du Lac would evolve into a preeminent place for Catholic thought. While becoming one of the top undergraduate institutions in the country, Notre Dame has also been at the cutting edge of research, including such innovations as the transmission of wireless messages and the development of synthetic rubber. Today researchers are achieving breakthroughs in astrophysics, radiation chemistry, environmental sciences, tropical disease transmission, cancer, robotics, and nanoelectronics.

The University has also stressed residential life, with four-of-five students living on campus in the school's 29 residence halls that serve as the focal point of social, spiritual and athletic activities. Notre Dame is one of a handful of universities with a truly international student body, coming from over 100 nations and all 50 states. Students come to Notre Dame not only to learn how to think, but to learn how to live, keeping faith with the vision of Fr. Sorin.

Notre Dame is one of the few universities to regularly rank in the top 25 in the U.S. News & World Report survey of America's best colleges and the National Association of



Collegiate Directors of Athletics Directors' Cup standings of the best overall athletics programs. The University ranks first among all Catholic universities worldwide, according to the 2011 Times Higher Education survey and the Mendoza College of Business at Notre Dame boasts the No. 1 undergraduate business program in the nation according to BusinessWeek magazine.

Rev. John I. Jenkins, C.S.C.

President

Rev. John I. Jenkins, C.S.C., is in his second five-year term as the 17th president of the University of Notre Dame. His vision is for Notre Dame to be the Catholic research university for our time – an institution that unifies, enlightens and heals by engaging in scholarship of the first rank while maintaining its distinctive Catholic character and long-time excellence in undergraduate education.

During his tenure, Notre Dame has made significant progress toward its research goal, including selection as the lead partner in the Midwest Institute for Nanoelectronics Discovery, the creation of the Innovation Park research facility, and the construction of Stinson Remick Hall of Engineering.

His commitment to undergraduate education has been marked by the Notre Dame Forums, yearlong initiatives that have examined important issues such as religion and world

conflict, global health, immigration and energy.

The University's Catholic identity has been strengthened during Father Jenkins' tenure in multiple ways, including the appointment of a coordinator for University life initiatives and the construction of multimillion-dollar facilities for the Institute for Church Life, including the Center for Social Concerns, and the Institute for Educational Initiatives, which includes the Alliance for Catholic Education.

Father Jenkins earned bachelor's and master's degrees in philosophy from Notre Dame in 1976 and 1978, respectively, and was ordained a priest of the Congregation of Holy Cross in 1983. He holds advanced degrees from Oxford and the Jesuit

School of Theology. He is a professor of philosophy and the author of *Knowledge and Faith in Thomas Aquinas*.

A native of Omaha, Neb., Father Jenkins was born Dec. 17, 1953.



Thomas G. Burish
Provost



John Affleck-Graves
Executive Vice President



Richard C. Notebaert
Chairman, Notre Dame
Board of Trustees



Patricia Bellia
NCAA Faculty Representative

President Leadership Council

Rev. John I. Jenkins, C.S.C.

President

Thomas G. Burish

Provost

John F. Affleck-Graves

Executive Vice President

Robert J. Bernhard

Vice President for Research

Marianne Corr

Vice President and General Counsel

J. Nicholas Entrikin

Vice President and Associate Provost
for Internationalization

Ann M. Firth

President's Chief of Staff

Erin Hoffmann Harding

Vice President for Student Affairs

Rev. James B. King, C.S.C.

Religious Superior of Holy Cross Priests
and Brothers at Notre Dame

Ronald Kraemer

Vice President and Chief Information
Officer

Rev. William M. Lies, C.S.C.

Vice President for Mission
Engagement and Church Affairs

Scott C. Malpass

Vice President and Chief Investment
Officer

Christine M. Maziar

Vice President and Senior Associate
Provost

Robert K. McQuade

Vice President for Human Resources

Daniel J. Myers

Vice President and Associate Provost

Louis M. Nanni

Vice President for University
Relations

Donald B. Pope-Davis

Vice President and Associate Provost

John A. Sejdinaj

Vice President for Finance

Jack Swarbrick

Vice President and Director of
Athletics

Jack Swarbrick

Vice President • Director of Athletics

John B. "Jack" Swarbrick Jr., a University of Notre Dame graduate who rose to national prominence as a lawyer, consultant and executive in the collegiate and Olympic sports industries, is in his fifth year in 2012-13 as vice president and director of athletics at his alma mater.

During his time at Notre Dame Swarbrick has attached his signature to a variety of new initiatives:

- * Launching Fighting Irish Digital Media—a major initiative that will deliver better information about and access to Notre Dame and its athletic programs via expanded production and distribution of programming.

- * Creation of new community outreach and youth programming functions through student-athlete welfare and development office.

- * Building of student-athlete programs and services that expand recognition of high academic achievement—and mentor and facilitate career development.

- * Meeting the performance needs of Notre Dame student-athletes through establishment of a new sports performance division.

- * Reaching out to more former Irish student-athletes, via the Notre Dame Monogram Club and other programs.

The past four years combined have featured a variety of on-and off-the-field Notre Dame athletics successes:

- * Number-one rankings for Notre Dame (among Football Bowl Subdivision schools) in the four most recent Graduation Success Rate (GSR) surveys—in 2008 with a 98 for all student-athletes, in 2009 with a 99 (including a 97 score in football that also ranked number one), in 2010 at 99 (including football number one at 96) and again in 2011 at 99 (including football number one at 97).

- 124 All-Americans, 21 Academic All-America selections and five NCAA Post-Graduate Scholarship winners.

- Record involvement in community service hours by Irish student-athletes.

- NCAA championships in 2011 in fencing (a men's and women's combined championship) and 2010 in women's soccer.

- NCAA runner-up team finishes in 2012 and 2011 in women's basketball, 2010 in men's lacrosse, 2009 in fencing and 2008 in women's soccer.

- NCAA semifinal appearances in men's lacrosse in 2012, hockey in 2011, women's tennis in both 2009 and 2010 and women's soccer in 2009, plus 2010 and 2012 third-place fencing finishes.

- National coach-of-the-year honors for Randy Waldrum in women's soccer in both 2010 and 2009 and for Mike Brey in men's basketball in 2010-11—to go with a 2011 Hall of Fame induction for women's basketball coach Muffet McGraw and a Hermann Trophy for women's soccer national player of the year Kerri Hanks in 2008.

- Construction of the 5,022-seat Compton Family Ice Arena that opened for the 2011-12 season and features two sheets of ice (one Olympic sized). The 2009-10 school year also featured dedications of new facilities for soccer and lacrosse—as well as opening of the new Purcell Pavilion within the south dome of the Joyce Center.

"Born in Yonkers, N.Y., and raised in Yonkers and Bloomington, Ind., Swarbrick is a 1976 magna cum laude graduate of Notre Dame with a bachelor's degree in economics. Upon graduating from Stanford University Law School in 1980, he returned to Indiana to accept a position as an associate in the Indianapolis law firm Baker & Daniels, one of the largest in the state. He was made partner in 1987 and spent 28 years with the firm.

As a member of the Indiana Sports Corporation, including the chairmanship from 1992 to 2001, Swarbrick led many of Indianapolis' successful proposals to a wide array of athletics organizations—from the National Football League (NFL) to the United States Olympic Committee (USOC) to the Big Ten Conference. His leadership efforts resulted in the city:

- * Earning the right to play host to the 2012 Super Bowl in Indianapolis at Lucas Oil Stadium.

- * Becoming the home of the National Collegiate Athletic Association (NCAA) national headquarters in 1999.

- * Hosting the 1987 Pan American Games, where Swarbrick served as the director of competition.

- * Hosting the 1991 World Gymnastics Championships.

- * Hosting NCAA Men's Basketball Final Fours and other college championship competitions and a wide array of national and world championships in the Olympic sports.

- * Securing rights to host the Big Ten Conference men's and women's basketball tournaments at Conseco Fieldhouse for five consecutive years beginning in 2008.

At Baker & Daniels Swarbrick served as general counsel for numerous national governing bodies of Olympic sports, including USA Gymnastics, and as a consultant to various bid cities and host committees for Olympic Games and world championships.

In his work as an advisor to the NCAA, Swarbrick coordinated the men's College Basketball Partnership, an NCAA-led group that addresses the opportunities and challenges in the sport; developed the business plan for the new NBA/NCAA youth basketball enterprise, iHoops; served as a member of the NCAA Division I Women's Basketball Discussion Group, and chaired the NCAA/USOC task force dedicated to developing proposals to expand sponsorship of Olympic sports among NCAA member institutions.

In 2000 Swarbrick received one of the NCAA's highest honors, The Flying Wedge Award, for his work in establishing Indianapolis as the new home of the NCAA. In 2001 he was honored by the State of Indiana with the Sagamore of the Wabash Award. In 2002 he received the Pathfinder Award from Youthlinks Indiana for his service to youth in the state of Indiana.

Born March 19, 1954, Swarbrick was named Notre Dame's 12th athletics director on July 16, 2008. He and his wife, Kimberly, are the parents of four children: Kate, a 2010 graduate of St. Louis University; Connor, a 2011 graduate of Wake Forest University; Cal, a junior at TCU; and Christopher, a University of Notre Dame sophomore.





GIVE A GIFT *and* LEAVE A LEGACY

Over 700 student-athletes on 26 varsity teams excelling in academics, spirituality, community service and athletics - all made possible courtesy of the generous alumni, parents and friends who support Notre Dame's first athletics annual fund - the Rockne Heritage Fund.

The culmination of these gifts assists the University in underwriting athletics scholarships that are the lifeblood of every program that wants to recruit the best and the brightest and compete for national championships.

Our work has just begun. Scholarships are one of the largest line items in the athletic department's operating budget, accounting for roughly \$18 million annually.

Levels of Giving

No minimum donation is required to join the Rockne Heritage Fund. Every gift matters and is impactful. All donors receive a quarterly e-newsletter, an invitation to the RHF Blue/Gold Tailgate and 2 tickets to the spring football game.

Donors contributing at the recognition society levels - the **Director's Circle Traditional** level (\$1,500) or **Irish Legends** level (\$5,000, \$10,000 or more) - receive a corresponding benefits package. More information on the privileges of membership can be found at our website: und.com/rockneheritagefund.

Make a Gift Today

- Send a check payable to the Rockne Heritage Fund; P.O. Box 519; Notre Dame, IN 46556.
- Visit online: supporting.nd.edu and include "Rockne Heritage Fund" in the comments section.
- Gifts can also be specific to any of the 26 varsity sports - Rockne Softball, Rockne Hockey, Rockne Men's Tennis, etc.
- Specify if your employer will match your gift.
- Notre Dame employees may request a payroll deduction form.
- All contributions to the Rockne Heritage Fund are credited toward eligibility in the football ticket lottery.

Contact Information

Mary C. Rattenbury, Manager, Rockne Heritage Fund
rocknedc@nd.edu · und.com/rockneheritagefund
574.631.9443 · [Twitter.com/NDRockneFund](https://twitter.com/NDRockneFund)

ROCKNE
THE ORIGINAL
GAME CHANGER
und.com/rockneheritagefund

Media Information

Notre Dame Quick Facts

Location	Notre Dame, Indiana
Founded	1842
Conference	BIG EAST
Enrollment	8,372 (undergraduate)/11,985 (total)
Arena (Capacity)	Purcell Pavilion at the Joyce Center (9,149)
Colors	Gold and Blue
Nickname	Fighting Irish
School Fight Song	Notre Dame Victory March
President	Rev. John I. Jenkins, C.S.C.
Provost	Thomas G. Burish
Executive Vice President	John Affleck-Graves
NCAA Faculty Representative	Patricia Bellia

Athletics Department

phone: (574) 631-6107
fax: (574) 631-8231
112 Joyce Center, Notre Dame, IN 46556

University Vice President/Athletics Director	Jack Swarbrick (Notre Dame '76)
Senior Deputy Athletics Director	Missy Conboy (Notre Dame '82)
Senior Associate AD/Media Relations	John Heisler (Missouri '77)
Senior Associate AD/Business Operations	Tom Nevala (Notre Dame '90)
Associate AD/Legal Affairs (WBB)	Jill Bodensteiner (Notre Dame '91)
Associate AD/Facilities	Michael Danch (Notre Dame '67)
Associate AD/Community Relations	Jim Fraleigh (Notre Dame '88)
Associate AD/Student-Athlete Development	Mike Hartry (Kansas '99)
Associate AD/Sports Performance	Mike Karwoski (Central Connecticut '90)
Senior Assistant AD/Guest Relations	Josh Berlo (Massachusetts '00)
Assistant AD/Internal Operations	Jenny Borg (Michigan State '01)
Assistant AD/Media Relations Director	Bernadette Cafarelli (Notre Dame '83)
Assistant AD/Event Management	Monica Cundiff (Illinois '92)
Assistant AD/Monogram Club	Beth Hunter (Providence '88)
Assistant AD/Athletics Community Relations	Maureen McNamara (Illinois '84)
Assistant AD/Project Management	Juli Schreiber (Indiana '89)
Assistant AD/Compliance	Jennifer Vining-Smith (Manchester '00)

Women's Basketball

phone: (574) 631-5420
C112 Joyce Center, Notre Dame, IN 46556

Head Coach

Muffet McGraw (Saint Joseph's (Pa.) '77)

Record at Notre Dame: 591-215 (.733) - entering 26th season

Overall Record: 679-256 (.726) - entering 31st season

Associate Head Coach	Carol Owens (Northern Illinois '90)
Associate Coach	Beth Cunningham (Notre Dame '97)
Assistant Coach/Recruiting Coordinator	Niele Ivey (Notre Dame '00)
Coordinator of Basketball Operations	Matt Crupp (Manchester '95)
Associate Dir. of Operations & Technology	Angie Potthoff (Penn State '97)
Administrative Assistant	Sharla Lewis
Athletics Trainer	Anne Marquez
Strength & Conditioning Coach	Craig Cheek
Academic Counselor	Chad Grotegut
Equipment Manager	Kathy Speybroeck
Student Managers	Brigitte Lawless, Katie Schwab

Athletic Media Relations

Mailing Address	Athletic Media Relations Office C112 Joyce Center, Second Floor Notre Dame, IN 46556
Phone	(574) 631-7516
Fax	(574) 631-7941
Purcell Pavilion Press Row	(574) 631-5309
Web Site	www.UND.com
Sr. Associate AD/Media Relations	John Heisler (Missouri '77) e-mail: heisler.1@nd.edu
Assistant AD/Media Relations Director	Bernadette Cafarelli (Notre Dame '83) e-mail: cafarelli.1@nd.edu
Director of Football Media Relations	Brian Hardin (Marquette '02) e-mail: hardin.13@nd.edu
Associate Media Relations Director	Tim Connor (Ohio '82) e-mail: connor.21@nd.edu
Associate Media Relations Director (WBB)	Chris Masters (Ohio Wesleyan '96) office phone: (574) 631-8032 personal phone: (574) 532-4166 e-mail: masters.5@nd.edu Twitter: @ndwbbssid
Assistant Media Relations Director	Michael Bertsch (Walsh '98) e-mail: bertsch.3@nd.edu
Assistant Media Relations Director	Sean Carroll (Indiana '02) e-mail: carroll.64@nd.edu
Media Relations Assistant (WBB)	Russell Dorn (Furman '08) e-mail: dorn.7@nd.edu
Media Relations Assistant	Tony Jones (St. Bonaventure '11) e-mail: ajones25@nd.edu
Senior Administrative Assistant	Susan McGonigal
Senior Staff Assistant	Carol Copley

Ticket Information

phone: (574) 631-7356
Murnane Family Athletics Ticket Office
Gate 9/Rosenthal Atrium, Purcell Pavilion
Notre Dame, IN 46556

Season Ticket Prices

Individual	SOLD OUT
Full-Time Faculty/Staff	SOLD OUT
Fan Pack (4 tickets)	SOLD OUT
Fan Pack - Faculty/Staff (4 tickets)	SOLD OUT

Individual Game Ticket Prices

Adult	\$8 (\$12 for Baylor/Connecticut games)
Youth/Senior	\$5*
Notre Dame/Saint Mary's/Holy Cross students	Free (with ID)
* - youths 21 and younger (with valid ID) and seniors 55 and older	

Ticket Office/Parking Information

The Notre Dame Murnane Family Athletics Ticket Office is open 8:30 a.m.-5 p.m. (ET) weekdays. Visa, MasterCard and American Express are accepted. On game days, tickets are sold at the Gate 9 ticket windows of Purcell Pavilion. In addition, tickets are sold on-line 24 hours a day through the official Notre Dame web site (www.UND.com/tickets); service charges apply. Parking is free for all Fighting Irish women's basketball games in the main lot south of Purcell Pavilion.

The Notre Dame Athletic Media Relations Office welcomes interest in the Notre Dame women's basketball program by the media and looks forward to serving members of the media during the upcoming season. We will make every effort to ensure a professional and pleasant working environment. The following are some guidelines to help with your coverage of Notre Dame women's basketball:

Arena: The official name of Notre Dame's home facility is Purcell Pavilion at the Joyce Center, and the full name should be used on first reference whenever possible. On all subsequent references to the basketball arena, please use Purcell Pavilion.

Media Credentials: Credentials are only issued to accredited members of the working media. Admission will be granted to media members holding a Notre Dame women's or men's basketball credential only. Spouses, children and guests are not permitted in the press row area. Work space on press row is limited and passes will be issued on a first-come, first-served basis. Photographers are not allowed to shoot from in front of or behind team benches, the scorer's table or press row. Photographers wishing to use strobes must contact Chris Masters at least 72 hours prior to each game to obtain approval.

Requests for credentials should be sent to Chris Masters, Associate Media Relations Director (574-631-8032; masters.5@nd.edu) at least 24 hours prior to each game. Media passes will be left at the Media Will Call table (located inside Gate 8 at Purcell Pavilion) beginning one hour prior to tipoff.

Web Sites: When space allows, media credentials will be issued for those individuals who are affiliated with web sites for national or regional television and news media organizations (including but not limited to: ESPN.com, CBSSports.com, SL.com and USAToday.com), for BIG EAST member institutions, non-conference opponents and the BIG EAST Conference. The University of Notre Dame reserves the right to refuse media credentials to any individual whose web site is not affiliated with an official news gathering organization.

Radio Broadcasts: The radio rights to Notre Dame basketball games are owned by Notre Dame Sports Properties. Visiting radio stations planning to originate from Purcell Pavilion must contact Chris Masters, Associate Media Relations Director, at least 72 hours prior to each game in order to obtain approval for the broadcast and proper credentials. One standard analog (POTS) line and one ISDN line are available for use by visiting radio stations, with priority given to the flagship broadcast outlet. Additional broadcast lines should be ordered well in advance through University telecommunications coordinator Carolyn Rush at (574) 631-2700.

Telephones: A battery of telephones are available in the Monogram Room work area for use by visiting media. Members of the media should indicate their interest in the use of these phones upon submission of their credential requests to Chris Masters, Associate Media Relations Director, who will handle their coordination.

Personal phones can be ordered at individual seats by contacting University telecommunications coordinator Carolyn Rush at (574) 631-7205. A fax machine is available in the Notre Dame Athletic Media Relations Office and may be used by media members as well.

Please coordinate any particular filing needs through Chris Masters or another member of the Notre Dame Athletic Media Relations Office.

Press Row Services: Programs, media guides and flip cards will be available prior to the start of each game. Complete box scores and play-by-play sheets will be distributed to the media at halftime and at the end of the game. A bank of statistics monitors also is located on press row and will continually be updated throughout the game. Drinks and a light meal will be served approximately one hour before tipoff in the Monogram Room work area (located on the upper concourse level above the Gate 6 ramp across from the visitors' bench/to the right of press row).

Post-Game Press Conferences: Notre Dame head coach Muffet McGraw and players, along

with the visiting head coach and players, will be available to the media following a brief "cooling-off" period. Press conferences will be held in the Hammes Auditorium, located adjacent to Gate 1 on the first floor of the arena. Media members should submit player requests for post-game interviews to Chris Masters by the four-minute mark of the second half.

In-Season Interview Policy: All requests for Notre Dame player or coach interviews must be made through Chris Masters, Associate Media Relations Director, at (574) 631-8032. Please provide at least 24 hours notice for all interview requests and be aware that the student-athlete's academic obligations will always take precedence. Interviews may also be done in person following practice. Since practice times vary, please contact Chris Masters for an updated schedule. On game days, no interviews will be granted prior to competition.

Travel Directions: The University of Notre Dame women's basketball team plays all of its home games inside Purcell Pavilion at the Joyce Center on the Notre Dame campus.

From the Indiana Toll Road (I-80/90), use exit 77 to South Bend. From the stoplight at the end of the exit ramp, turn right onto Indiana SR 933 and proceed south for three stoplights, passing the Notre Dame nine-hole golf course on your left. At the third stoplight (Angela Blvd.), turn left and proceed east one mile through two more stoplights. After the second stoplight (Eddy Street), take the second left turn onto Leahy Drive. Continue north into the parking lots located south of Purcell Pavilion.


Media Parking: The designated media parking area is located southeast of Purcell Pavilion across Leahy Drive (adjacent to baseball stadium). Broadcast media may temporarily stop at Gate 6 (loading dock) of the arena to load/unload equipment, but then must park in the designated media lot. There are no specific media parking passes issued for Notre Dame basketball games.

All Irish Women's Basketball Games To Be Broadcast Live on Radio in South Bend

For the 17th consecutive year, all Notre Dame women's basketball games will be broadcast on commercial radio in South Bend. The 2012-13 season will be the fifth for the Fighting Irish on the LeSEA Broadcasting Network and South Bend stations Pulse FM (96.9/92.1), which reach a listening area of approximately 1.5 million people across northern Indiana and southwest Michigan. The official Notre Dame athletics web site (www.UND.com) also carries all Fighting Irish women's basketball radio broadcasts, as well as free live video webcasts for all home games not shown by commercial television (visit UND.com for updates on webcast dates).

Bob Nagle is in his eighth season as the "Voice of the Fighting Irish", with the veteran broadcaster having first manned the microphone from 1996-97 through 1998-99, then returning to that post in 2008-09. During his tenure, Nagle has described all the action from Notre Dame's NCAA Final Four appearances in 1997, 2011 and 2012, as well as Sweet Sixteen runs in 1998 and 2010. He also was instrumental in covering the formative seasons of the legendary Fighting Irish senior class of 2001 that would cap its career with the program's first national championship.

A longtime sports broadcaster at WHME-TV 46 in South Bend and co-host of "Inside Notre Dame Sports," a regular local magazine show devoted to Irish athletics, Nagle has been a well-known award-winning media personality in the South Bend community for nearly 30 years, and is in high demand as a banquet emcee and commercial spokesman. He also covers a myriad of high school sports for WHME-TV, including weekly live broadcasts of prep football and basketball, and remains a fixture at Notre Dame baseball games as the public address announcer at Frank Eck Stadium.



The University of Notre Dame women's basketball team will have a minimum of 22 games on television during the 2012-13 regular season as part of the full BIG EAST Conference television package and other arrangements. This year's Fighting Irish TV slate, which includes a record-setting 15 national or regionally-televised contests and all 15 home games, is once again the most comprehensive in the program's history and continues to maintain Notre Dame's place among the nation's elite in terms of television coverage.

It also will mark the 12th consecutive season that the Fighting Irish will have at least seven games on broadcast television. Notre Dame has made a total of 233 televised appearances in the past 11 seasons (2000-01 through 2011-12), and additional games this season could be selected to air on either a regional or local basis, with further announcements pending.

The premier game on this year's Fighting Irish television docket is the Jan. 5 contest with BIG EAST rival Connecticut (the first of two games between the clubs this season, and first since the 2012 Final Four national semifinal won by Notre Dame, 83-75 in overtime), a game that will air live nationally from Gampel Pavilion in Storrs, Conn., on CBS at 4 p.m. (ET). Notre Dame will be seen on the Tiffany Network for the sixth time in program history (and third year in a row), following a 1997 road game at Ohio State and four home contests (2003 vs. Purdue, 2008 vs. Tennessee, 2011 and 2012 vs. Connecticut), with all five also coming in the month of January.

Notre Dame also has eight regular-season games scheduled for the ESPN family of networks, including three appearances on that entity's famed "Big Monday" telecast (matching the most by any program in the nation this season). The Fighting Irish will play on ESPN2's Big Monday on Jan. 28 (7 p.m. ET at Tennessee), Feb. 11 (9 p.m. ET at home against Louisville) and March 4 (7 p.m. ET at home against Connecticut), with a fourth ESPN2 game (not on Big Monday) set for Feb. 17, when the Fighting Irish visit Marquette (2:30 p.m. ET).

What's more, Notre Dame is slated to play four times this year on ESPNU, including three inside the friendly confines of Purcell Pavilion — Dec. 5 vs. Baylor (7 p.m. ET), Jan. 13 vs. Rutgers (3:30 p.m. ET), Jan. 20 vs. St. John's (Noon ET) and Feb. 24 at DePaul (3:30 p.m. ET).

In addition, the Fighting Irish are in line to make three national appearances on the BIG EAST-CBS Sports Network Game of the Week package — Jan. 15 at home against Georgetown, Feb. 5 at Villanova, and Feb. 26 at home against Syracuse with all three tipping off at 7 p.m. (ET). CBS Sports Network (formerly known as CBS College Sports) is available on most cable systems around the country, including Comcast Cable in South Bend and on the Notre Dame campus (CableCard and digital tiers Channel 418), and also can be seen on satellite via DirecTV (Channel 610) or Dish Network (Channel 152).

The Fighting Irish will make their first-ever appearance on the NBC Sports Network at 4 p.m. (ET) on Nov. 9, facing Ohio State in their season opener at the

Carrier Classic aboard the USS Yorktown in Mount Pleasant, S.C.

The Fighting Irish also will play at least two regionally-televised games during the upcoming season on a pair of conference-affiliated networks. Notre Dame's March 2 visit to Providence (4 p.m. ET) has been selected for the BIG EAST Network Game of the Week broadcast, and will air on various regional sports networks around the country (check local listings; also available through DirecTV or Dish Network), including live coverage on the network's flagship carrier, SportsNet New York (SNY), which reaches nearly 12 million homes in the nation's No. 1 media market. For the past several years, the BIG EAST Network Game of the Week has been carried in the South Bend market on WHME-TV (Channel 46), with clearances for this season pending.

Notre Dame also will have its Nov. 23 game at UCLA (3 p.m. ET) broadcast live on the Pac-12 Networks. This will mark the first-ever appearance for the Fighting Irish on that outlet, which can be seen on Dish Network (Channel 413), with additional coverage pending.

Outside of commercial television agreements, Notre Dame will show its remaining seven home games (as well as its Nov. 1 exhibition against Edinboro) live and free of charge on its official athletics web site, UND.com. This marks the seventh consecutive season that Fighting Irish women's basketball games have been streamed live on the Internet at UND.com, which consistently has been ranked as one of the top CBSports.com College Network web sites in the country throughout the past decade.

Besides its regular-season TV slate, nearly every one of Notre Dame's postseason contests will be televised live nationally on the ESPN family of networks, with only the BIG EAST Championship first-round games on March 8 being webcast live on the BIG EAST multimedia web site, www.bigeast.tv, and the conference tournament second-round games on March 9 being televised on the BIG EAST Network. The quarterfinal (March 10) and semifinal (March 11) games will air on ESPNU, while the BIG EAST title game on March 12 will be shown on ESPN at 7 p.m. (ET). For the 10th consecutive year, the BIG EAST Championship is scheduled to be played at the XL Center in Hartford, Conn.

What's more, ESPN and ESPN2 will show all 63 games from the 2013 NCAA Championship, which gets underway March 23 and culminates with the NCAA national championship game April 9 at New Orleans Arena in New Orleans, La.

2012-13 Notre Dame Women's Basketball On Television (regular season only)

Nov. 9	vs. Ohio State*	NBC Sports Network	4 p.m.
Nov. 23	at UCLA	Pac-12 Networks	3 p.m.
Dec. 5	BAYLOR	ESPNU	7 p.m.
Jan. 5	at Connecticut	CBS	4 p.m.
Jan. 13	RUTGERS	ESPNU	3:30 p.m.
Jan. 15	GEORGETOWN	CBS Sports Network	7 p.m.
Jan. 20	ST. JOHN'S	ESPNU	Noon
Jan. 28	at Tennessee	ESPN2 (Big Monday)	7 p.m.
Feb. 5	at Villanova	CBS Sports Network	7 p.m.
Feb. 11	LOUISVILLE	ESPN2 (Big Monday)	9 p.m.
Feb. 17	at Marquette	ESPN2	2:30 p.m.
Feb. 24	at DePaul	ESPNU	3:30 p.m.
Feb. 26	SYRACUSE	CBS Sports Network	7 p.m.
March 2	at Providence	BIG EAST Network**	4 p.m.
March 4	CONNECTICUT	ESPN2 (Big Monday)	7 p.m.

All times Eastern // Home games listed in **BOLD CAPS**

Broadcast times and outlets are subject to change (check UND.com for latest information)

* - Carrier Classic (to be played on the deck of the USS Yorktown in Mount Pleasant, S.C.)

** - BIG EAST Network syndicated television package (check local listings for availability)

NOTE: All home games not listed will be streamed live and free on official Notre Dame athletics web site (UND.com)

Print Media

South Bend Tribune

225 West Colfax Avenue
South Bend, IN 46626
(574) 235-6161, FAX (574) 235-6091
Bill Bilinski (sports editor)
Curt Rallo (beat writer), Al Lesar (columnist)

Notre Dame Observer

(University daily newspaper)
LaFortune Student Center
Notre Dame, IN 46556
(574) 631-7471, FAX (574) 631-6927
Allan Joseph (editor-in-chief)
Chris Allen (sports editor)

Associated Press

South Bend Tribune Building
225 West Colfax Avenue
South Bend, IN 46626
(312) 286-7592, FAX (574) 236-1765
Tom Coyne (beat writer)

Irish Eyes Magazine

21 Merriam Way
Upton, MA 01568
(508) 529-6781, FAX (508) 519-6553
Alan Tieuli (editor)
Denise Skwarcan (beat writer)

Irish Sports Report

225 West Colfax Avenue
South Bend, IN 46626
(574) 235-6161, FAX (574) 239-2646
Bob Wieneke (managing editor)

Blue & Gold Illustrated

1605 North Home Street
Mishawaka, IN 46545
(574) 255-9800, FAX (574) 255-9700
Lou Somogyi (associate editor)
Dan Murphy (beat writer)

Chicago Tribune

435 North Michigan Avenue
Chicago, IL 60611
(312) 222-3423, FAX (312) 828-9392
Brian Hamilton (beat writer)
Philip Hersh (contributing writer)

Chicago Sun-Times

401 North Wabash
Chicago, IL 60611
(312) 321-2663, FAX (312) 321-2833
Mark Potash (beat writer)

Elkhart Truth

Communicana Building
P.O. Box 487
Elkhart, IN 46514
(574) 674-6337, FAX (574) 294-3895
Rachel Terlep (beat writer)

Fort Wayne Journal-Gazette

600 West Main Street
Fort Wayne, IN 46802
(260) 461-8223, FAX (260) 461-8648
Tony Krausz (beat writer)

Fort Wayne News-Sentinel

600 West Main Street
Fort Wayne, IN 46802
(260) 461-8263, FAX (260) 461-8649
Tom Davis (beat writer)

Indianapolis Star

307 North Pennsylvania
Indianapolis, IN 46206
(317) 444-6644, FAX (317) 444-6500

Niles Daily Star

217 North Fourth Street
Niles, MI 49120
(269) 683-2100, FAX (269) 683-2175
Scott Novak (sports editor)

Post-Tribune, Northwest Indiana

1433 East 83rd Avenue
Merrillville, IN 46410-6307
(219) 648-3122, FAX (219) 648-3236

Times of Northwest Indiana

601 West 45th Avenue
Munster, IN 46321
(219) 933-3232, FAX (219) 933-3249

Daily Herald

155 East Algonquin Road
P.O. Box 280
Arlington Heights, IL 60006
(847) 427-4300, FAX (847) 427-1301
Patricia Babcock McGraw (beat writer)

Grand Rapids Press

Press Plaza-Vandenberg Center
Grand Rapids, MI 49502
(616) 459-1400, FAX (616) 459-1502

Notre Dame Scholastic

(University weekly magazine)
South Dining Hall
Notre Dame, IN 46556
(574) 631-7569

The Dome

(University yearbook)
South Dining Hall
Notre Dame, IN 46556
(574) 631-7524

Television

WNDD-TV (NBC)

P.O. Box 1616
South Bend, IN 46634
(574) 284-3016, FAX (574) 284-3022
Jeff Jeffers (sports director), Angelo DiCarlo

WSBT-TV (CBS)

1301 E. Douglas Road
Mishawaka, IN 46545
(574) 233-3141, FAX (574) 288-6630
Pete Byrne (sports director), David McCoy

WSJV-TV (FOX)

58096 County Road 7
Elkhart, IN 46517
(574) 679-4545/293-9227, FAX (574) 294-1324
Dean Huppert (sports director), Allison Hayes

WBND-TV (ABC)

53550 Generations Drive
South Bend, IN 46635
(574) 344-5557, FAX (574) 344-5094
Jillian Mahen, Emily Pritchard

WHME-TV (LeSEA)

61300 Ironwood Road
South Bend, IN 46614
(574) 291-8200, FAX (574) 291-9043
Chuck Freeby (sports director), Bob Nagle

Radio

Pulse FM (96.9/92.1 - flagship)

61300 Ironwood Road
South Bend, IN 46614
(574) 291-8200, FAX (574) 291-9043
Bob Nagle (play-by-play)

WSBT-AM/FM (Newstalk 960/96.1 - ESPN/ABC)

1301 E. Douglas Road
Mishawaka, IN 46545
(574) 233-3141, FAX (574) 288-6630
Darin Pritchett (sports director)

Internet Media

Fighting Irish Digital Media (UND.com)

Notre Dame Stadium, 4th Floor
Notre Dame, IN 46556
Dan Skendzel (program director)
Jack Nolan (director - media productions)
Alan Wasielewski (producer)
Gary Paczesny (associate producer)
(574) 631-2235 (Wasielewski)
(574) 631-2238 (Nolan)
(574) 631-3505 (Paczesny)

Irish Illustrated

(574) 288-0329, (574) 286-1652
Tim Prister, Pete Sampson (beat writers)

Irish Sports Daily

(574) 276-3234, (574) 520-2066
Mike Frank, Christian McCollum (beat writers)

Irish Eyes

(404) 291-0345
Tim O'Malley (beat writer)

Purcell Pavilion at the Joyce Center

Notre Dame's Record At Purcell Pavilion

Year	W	L
1977-78	5	1
1978-79	5	0
1979-80	5	4
1980-81	6	7
1981-82	9	4
1982-83	11	2
1983-84	9	5
1984-85	11	1
1985-86	9	4
1986-87	7	6
1987-88	9	2
1988-89	10	1
1989-90	10	3
1990-91	11	2
1991-92	7	7
1992-93	8	5
1993-94	9	5
1994-95	9	2
1995-96	11	1
1996-97	11	1
1997-98	12	1
1998-99	12	1
1999-00	15	0
2000-01	15	0
2001-02	13	1
2002-03	9	4
2003-04	15	0
2004-05	14	2
2005-06	8	5
2006-07	14	2
2007-08	13	3
2008-09	11	3
2009-10	16	1
2010-11	15	2
2011-12	17	1
TOTALS	371	89
		(.807)

Overtime at Purcell Pavilion

• Record: 8-6

December 8, 1979

Michigan 66, Notre Dame 60

February 25, 1982

Nebraska 89, Notre Dame 88 (2OT)

March 6, 1983

Notre Dame 68, Dayton 64

March 9, 1983

Notre Dame 63, Indiana 61

January 9, 1992

Notre Dame 76, Dayton 70 (2OT)

December 30, 1992

Notre Dame 78, Georgetown 72

March 21, 2004

Notre Dame 69, Missouri State 65 (NCAA)

December 2, 2004

Michigan State 82, Notre Dame 73

January 10, 2006

Notre Dame 67, Marquette 65

January 28, 2006

South Florida 68, Notre Dame 64

February 7, 2006

Villanova 69, Notre Dame 65

November 13, 2006

Notre Dame 85, Bowling Green 81

November 18, 2010

UCLA 86, Notre Dame 83 (2OT)

January 7, 2012

Notre Dame 74, Connecticut 67

On On September 13, 2008, a new era in Notre Dame basketball got underway, as groundbreaking ceremonies for the new Purcell Pavilion, including the Joyce Center arena addition and renovation, were held to kick off the first phase of the two-year project to upgrade the home for Notre Dame basketball and volleyball.

The first phase of the project involved construction of the new three-story structure at the south end of the arena. That structure includes the three-story **Rosenthal Atrium**, the **Notre Dame Murnane Family Ticket Office** (approximately 4,500 square feet) and a varsity shop to sell apparel and souvenirs (approximately 3,000 square feet), in addition to the club seating and hospitality area.

Replacement of the existing Purcell Pavilion/Joyce Center arena seating, including installation of chair-back seating throughout the arena, began following the University's Commencement Exercises in May 2009 with the arena re-opening for competition in October 2009, just in time for the start of the men's and women's basketball seasons and the end of the volleyball season. This phase of the project was completed in January 2010.

The University announced in October 2007 that the full \$34.3 million project had received a \$12.5 million leadership gift from Notre Dame alumnus and Trustee **Philip J. Purcell III**, the retired chairman and chief executive officer of Morgan Stanley.

In November 2007, another major gift of \$5 million from Notre Dame graduate **Vincent J. Naimoli** was announced.

A third lead gift was received from **Mike Leep Sr.**, a South Bend automobile dealership owner.

The arena is now known as **Purcell Pavilion at the Joyce Center** — and the new club/hospitality area (and two outdoor patios) officially are named the **Naimoli Family Club Room**, but better known as "Club Naimoli". The new varsity shop also has been named the **Mike Leep Sr. Varsity Shop**.

The Rosenthal Atrium and the recently-christened **Austin Carr Concourse** (located on the lower inner ring of the arena) feature graphics and theming that highlight Notre Dame's competing athletic programs.

Changes to the interior of the Purcell Pavilion include:

- New, blue chair-back seating from top to bottom of the arena, including all-new upper-arena sections. All seating has been replaced in the lower bowl (including platform seats), and the upper bowl has been transformed and replaced with treads and risers and permanent arena seats. The exchange of the upper-level bleacher sections for chair-back seats changed the capacity from its old configuration of 11,418 to its current total of 9,149.
- The aforementioned "Club Naimoli" hospitality area (approximately 16,500 square feet) in the south end of the arena, with a separate, private entry and with premium club seating for nearly 800 fans. Included in this area are food service and restrooms.
- New fixed concession areas, increased numbers of women's restrooms and increased handicapped seating options.

Notre Dame Women's Basketball Sellouts at Purcell Pavilion

Date	Opponent	Result
Jan. 15, 2001	Connecticut	W, 92-76
Feb. 24, 2001	Georgetown	W, 65-53
Dec. 31, 2005	Tennessee	L, 51-62
Jan. 5, 2008	Tennessee	L, 63-87
Jan. 27, 2008	Connecticut	L, 64-81
Dec. 7, 2008	Purdue	W, 62-51
Dec. 31, 2009	Vanderbilt	W, 74-69
Jan. 24, 2010	West Virginia	W, 74-66
Feb. 6, 2010	Pittsburgh	W, 86-76
Feb. 14, 2010	DePaul	W, 90-66
Feb. 23, 2010	Marquette	W, 82-67
March 1, 2010	Connecticut	L, 51-76
Dec. 5, 2010	Purdue	W, 72-51
Jan. 8, 2011	Connecticut	L, 76-79
Jan. 23, 2011	St. John's	W, 69-36
Feb. 12, 2011	Rutgers	W, 71-49
Feb. 26, 2011	Cincinnati	W, 66-48
Dec. 18, 2011	Kentucky	W, 92-83
Dec. 28, 2011	Longwood	W, 92-26
Jan. 7, 2012	Connecticut	W, 74-67 (ot)
Jan. 21, 2012	Villanova	W, 76-43
Jan. 23, 2012	Tennessee	W, 72-44
Feb. 5, 2012	DePaul	W, 90-70
Feb. 12, 2012	West Virginia	L, 63-65
Feb. 25, 2012	South Florida	W, 80-68

NOTE: Capacity was 11,418 through 2008-09 season // current capacity is 9,149

- Enhanced graphics and theming that highlight Notre Dame's competing athletic programs were added along the interior of the upper concourse.
- A four-sided LCD center-hung scoreboard, with similar auxiliary message boards above all four court-level ramp entrances and state-of-the-art sound system to incorporate these new technological advances.

Both the men's and women's basketball teams previously moved into new locker rooms and team rooms within the Joyce Center prior to the 1999-2000 season. In 2005, both the men's and women's basketball programs moved into recently-expanded offices located adjacent to Gates 1-2. The women's basketball office holds special significance, as part of the floor in its main reception area consists of the exact same court upon which Notre Dame won the 2001 NCAA championship at the Savvis Center (now called the Scottrade Center) in St. Louis.

In its 45th year of service to the University, the double-domed Joyce Center complex also acts as a multipurpose sports venue, a theatre and concert hall, a convention center and an office building.

The building was renamed in 1987 to honor **Rev. Edmund P. Joyce, C.S.C.**, Notre Dame's executive vice president from 1952 until his retirement in 1987. Formerly known simply as the Athletic and Convocation Center (ACC), the complete structure is now referred to as the Joyce Center, with the arena itself called Purcell Pavilion.

Originally designed by Ellerbe Architects of St. Paul, Minn., the Joyce Center was conceived at the outset as a combination athletic-civic center, and \$1.8 million was contributed by persons in the Michiana area. The Center's distinctive domes, covered with a white vinyl roofing material stretched over steel ribbing, rise just east of Notre Dame's iconic football

stadium. The Joyce Center complex is both wider and longer than the famous stadium and encloses more area than Houston's Astrodome (once termed the Eighth Wonder of the World). In all, the structure covers 10 acres of ground.

The south arena's design makes it capable of doubling as a basketball/volleyball court and a 9,000-seat concert hall/auditorium. In recent seasons, the facility has been home to some of the largest women's basketball crowds in the country, including 25 sellout crowds (19 of those coming in the past three seasons alone).

In addition, each of the 25 largest crowds ever to attend a Fighting Irish women's basketball game have come within the past 13 seasons, and all during the tenure of head coach **Muffet McGraw**. Notre Dame has ranked among the top 16 in the nation in average attendance during each of the past 12 seasons, finishing a school-record fourth in 2009-10 (8,377 fans per game) and placing fifth in 2010-11 (8,553 fans per game) and 2011-12 (program records of 8,571 fans per game and 154,275 total attendance; including 6,648 fans per game for 2012 NCAA Championship first- and second-round games, the best of any host site in the tournament).

Such devoted fan support has helped the Fighting Irish built an intimidating homecourt advantage that's among the nation's best. Notre Dame compiled a 51-game home winning streak from 1998-2002, the longest in school history and (at the time) the 10th-longest in NCAA history. The Fighting Irish also had a 25-game home winning streak from Feb. 2003-Dec. 2004, and a 20-game streak from Jan. 2011-Feb. 2012, and have an all-time record of 371-89 (.807) at Purcell Pavilion.

The Joyce Center north dome housed the Fighting Irish ice hockey program until the end of the 2010-11 season and it remains a multipurpose sports center, including the home

of the new Castellan Family Fencing Center and state-of-the-art Fighting Irish Digital Media production studios. Virtually every sport at Notre Dame — varsity, club or intramural — can play or practice in either the fieldhouse, the arena, the five auxiliary gymnasiums or the several work areas provided throughout the spacious building.

In 1985, the Rolfs Aquatic Center opened on the east side of the Joyce Center. The \$4.5 million facility houses a 50-meter Olympic-size pool (25 yards in width) and spectator seating for 400.

In addition to these areas, the Joyce Center also contains the administrative and business side of the increasingly complex collegiate sports operation. Numerous offices are lodged inside, including those for coaches and athletic administrators, as well as media relations offices and facilities.

These offices and facilities are located in a central complex that joins the two arenas and in general houses the people and machinery common to both. The spacious Heritage Hall concourse (complete with trophy cases honoring all 26 Fighting Irish athletics programs) also is contained in this core area, as is the tastefully-appointed Monogram Room (with murals of all 27 Notre Dame national championship teams), surrounded by small meeting rooms. On the lower level of the concourse, there are faculty exercise rooms, public squash and handball courts and a central kitchen for catering and concessions.

Among those notables who have appeared at the Joyce Center are six presidents — **Gerald Ford, Jimmy Carter, Ronald Reagan** (twice), **George H.W. Bush, George W. Bush** (twice) and **Barack Obama** — as well as entertainment legends **Elvis Presley, Frank Sinatra, Bruce Springsteen, Billy Joel, Elton John** and **U2**.



The 2012-13 season will be Notre Dame's fourth in the refurbished Purcell Pavilion at the Joyce Center. Throughout its history, the arena has been an intimidating place to play for visiting teams, with the Fighting Irish boasting a 371-89 (.807) record during their 35 seasons at the legendary facility. Notre Dame has been even more dominating at home in the three seasons since the arena renovations were completed, going 48-4 (.923) with three of those losses coming by three points or less.

ACADEMIC ALL-AMERICANS – Notre Dame ranks second all-time in the number of the College Sports Information Directors of America (CoSIDA) Academic All-Americans produced since 1952. Entering the 2012-13 school year, 223 Fighting Irish student-athletes have earned Academic All-America recognition throughout the years, including five women's basketball players. During the past 13 years, Notre Dame has fielded 97 Academic All-Americans (second-most in the nation), including two women's basketball players: center Ruth Riley who earned first-team Academic All-America honors for the third consecutive year in 2001, and guard Megan Duffy, who also was a first-team Academic All-America pick in 2006. Maggie Lally, a four-year letterwinner with the women's basketball program from 1978-81, was Notre Dame's first female Academic All-American, earning second-team honors in both 1980 and 1981. Notre Dame women's basketball alumnae Shari Matvey and Mary Beth Schueth, also second-team honorees in 1981 and 1983, respectively, join Lally on the Academic All-America list.

ACADEMIC ALL-AMERICAN OF THE YEAR – In addition to becoming just the fifth Notre Dame student-athlete to be a three-year Academic All-American, Ruth Riley also joined football center Tim Ruddy (1993), women's soccer goalkeeper Jen Renola (1996-97 fall/winter "at-large" sports) and men's basketball forward Pat Garrity (1997) as the fourth Irish student-athlete to be named Academic All-American of the Year for a respective sport or program. Riley — an eight-time dean's list student who graduated with a 3.64 GPA as a psychology and sociology major — then earned the highest honor in the nation, as the Academic All-American of the Year for all Division I sports (other finalists included Purdue quarterback Drew Brees and Duke men's basketball player Shane Battier). Riley recently completed her 11th season in the Women's National Basketball Association (WNBA) and her first with the Chicago Sky.

ASSOCIATED PRESS ALL-AMERICANS – Ten Notre Dame women's basketball players have earned Associated Press All-America honors. Beth Morgan and Katryna Gaither, who finished their Fighting Irish careers first and second, respectively, on the program's career scoring list, were the school's first two All-Americans as they copped honorable mention honors in both 1996 and 1997. As a sophomore, Ruth Riley was a third-team AP selection in 1999 and she then became the first-ever first-team AP All-American in Notre Dame history (in 2000, and again in 2001). Alicia Ratay was a two-time AP All-American, garnering honorable mention laurels in 2000 and 2002. Niele Ivey became the program's fifth AP All-American, earning third-team honors after her stellar 2000-01 season. Jacqueline Bateast was a two-time AP All-America choice, picking up honorable mention recognition in 2003-04 and third-team laurels in 2004-05, while Megan Duffy was a two-time AP honorable mention All-America choice in '04-05 and '05-06. Charel Allen picked up honorable mention accolades in 2007-08 and Skylar Diggins and Lindsay Schrader did likewise in 2009-10, before Diggins copped third-team laurels in 2010-11 and first-team plaudits in 2011-12.

ATTENDANCE – Notre Dame has ranked in the top 20 in the nation in home attendance each of the past 12 seasons, averaging 6,376 in 2000-01, 7,825 in 2001-02, 7,132 fans in 2002-03, 6,650 fans in 2003-04, 5,830 fans in 2004-05, 6,601 fans in 2005-06, 6,364 fans in 2006-07, 7,016 fans in 2007-08, 7,168 fans in 2008-09, 8,377 fans in 2009-10, 8,553 fans in 2010-11 and a record-setting 8,571



The Detroit Shock won their second WNBA title in 2006, thanks in large part to the contributions of Notre Dame All-Americans Ruth Riley (left) and Jacqueline Bateast (center).

fans last year, representing the 12 highest single-season averages in the program's history. All told, each of the 25 biggest Fighting Irish women's basketball crowds have come in the past 13 years (including 25 sellouts, 19 of which have occurred in the past three seasons), with all 25 taking place during the 26-year tenure of Muffet McGraw (1987-present). In addition, Notre Dame has welcomed crowds of 5,000 fans or more to 176 of its last 178 home games (the only two not on the list came in the final two rounds of the 2004 Preseason WNIT vs. Duke and Ohio State, when the location of games wasn't announced until 48 hours before tipoff and no pre-sale tickets were allowed).

BIG EAST CONFERENCE – Notre Dame took a landmark step on July 1, 1995, when the Irish officially became a member of the BIG EAST Conference. Notre Dame had been a member of the Midwestern Collegiate Conference (now known as the Horizon League) for women's basketball and most of its Olympic sports for a number of years, and the Fighting Irish also have held various league affiliations in hockey and fencing. The entry into the BIG EAST, however, marked the first time that the Fighting Irish men's basketball program had any type of conference affiliation. The announcement of the BIG EAST's invitation to Notre Dame came on July 10, 1994. The BIG EAST currently sponsors championships in 22 sports, with Notre Dame participating in all but one of them (field hockey, which the school does not offer). Since the 1995-96 school year, its first as a league member, the Fighting Irish have won 116 conference titles, raising the bar to a new level in 2005-06 with a conference-record 13 team titles.

CONFERENCE COMMAND – Notre Dame posted a 216-64 (.771) record in regular-season BIG EAST Conference games during its first 17 seasons in the BIG EAST (1996-2012), holding the second-best regular-season winning percentage of any school in conference history. Throughout their 35-year history, the Fighting Irish own an all-time record of 346-90 (.794) in regular-season conference games, including 43-11 in five seasons of North Star Conference play (1983-88) and 87-15 in seven Midwestern Collegiate Conference seasons (1988-95).

CHAMPIONSHIP IRISH – Thanks to three Notre Dame graduates, the WNBA's Detroit Shock went from "worst to first" in 2003, winning the league championship and coming back to do it all over again in 2006. Center Ruth Riley, who won an NCAA title with the Fighting Irish in 2001, started for Detroit during both of their championship runs and was instrumental in the Shock's three-game series win in the 2003 WNBA Finals over the two-time champion Los Angeles Sparks. In fact, Riley poured in a career-high 27 points in the third and deciding game and was rewarded for her efforts by being named the Finals MVP. That made Riley the first women's basketball player ever to be named the Most Valuable Player of the Finals at both the college and professional levels.

Forward Jacqueline Bateast helped Detroit hoist the hardware again in 2006, coming over to the squad from Minnesota via a pre-season trade and lending significant contributions in a reserve role.

The other Notre Dame connection in Detroit's championship seasons was its head coach — 1979 ND graduate Bill Laimbeer. The former Fighting Irish standout was a two-time NBA champion with the legendary "Bad Boys" Detroit Pistons and assumed the head coaching duties with the WNBA's Shock midway through the 2002 season. He also led Detroit to a third WNBA title in 2008 before resigning a year later. The franchise subsequently moved to Tulsa, Okla., prior to the 2010 season.

FINAL FOUR – Notre Dame's magical 1997 campaign culminated with the Fighting Irish earning a first-ever appearance in the NCAA Final Four. The event was held in Cincinnati, Ohio, and played at the 16,714-seat Riverfront Coliseum (now called U.S. Bank Arena), with Xavier University serving as the host school. The other Final Four participants that year were eventual national champion Tennessee, Old Dominion and Stanford. The Fighting Irish lost their semifinal matchup to the Lady Vols, 80-66.

In front of returned to the Final Four in 2001, playing in front of sellout crowds (20,551) at the Savvis (now Scottrade) Center in St. Louis (with the Missouri Valley Conference serving as tournament host). The Fighting Irish staged the largest comeback in Final Four history (16

points) to post a convincing 90-75 win over BIG EAST rival Connecticut in the NCAA semifinals before beating Purdue in a thrilling championship game, 68-66.

A decade later, Notre Dame made its third Final Four appearance, this time in its home state before a rabid contingent of close to 10,000 supporters (and more than 16,000 total fans) at Consco Fieldhouse in Indianapolis. Just as they did in 2001, the Fighting Irish knocked off Connecticut in the national semifinals, rallying from an eight-point second-half deficit to win, 72-63, before being edged by Texas A&M in the national title game, 76-70.

Notre Dame made its second consecutive Final Four trip (and fourth overall) in 2012, with the lime-green Spirit Patrol once again going on the road, this time to invade the Pepsi Center in Denver. For the third time in as many tries, the Fighting Irish defeated Connecticut in the national semifinals (83-75 in overtime, after Natalie Novosel's put-back with 4.6 seconds left in regulation forced the OT), but Baylor proved to be too much, downing Notre Dame, 80-61 in the championship game.

GOLD RUSH — Notre Dame women's basketball players have combined to win 12 gold medals in international competition. In fact, at least one Fighting Irish player (either an alum, current player or incoming freshman) has suited up for a USA Basketball team in an international tournament in eight of the past nine years (2004-12), and each time, she has come back to South Bend with a gold medal.

Notre Dame's championship medal run reached a new level in the summer of 2011, when three current Fighting Irish players — Skylar Diggins, Natalie Novosel and Devereaux Peters — made history by becoming the first Notre Dame trio to win gold medals for the same USA Basketball team in the same tournament, helping the United States to a 6-0 record and the World University Games title in Shenzhen, China.

Another highlight of Notre Dame's gold medal success came in 2004, when Ruth Riley ('01) earned a place on the United States Olympic Team that took top honors at the Athens Games. That gold medal made Riley one of just eight players in women's basketball history to win an NCAA title, WNBA title and Olympic gold.

GRADUATION RATES REPORT — According to figures released by the NCAA in October 2012, Notre Dame has a 100-percent Graduation Success Rate (GSR), making the Fighting Irish one of just four programs in the past five years to register a perfect GSR score in the classroom and play for the national championship on the court in the same season (something Notre Dame now has done in both 2010-11 and 2011-12).

HALL OF FAME (COACH) — Head coach Muffet McGraw became the first Notre Dame representative to be inducted into the Women's Basketball Hall of Fame when she was enshrined during ceremonies on June 10, 2011, in Knoxville, Tenn. McGraw is one of six active Division I head coaches in the Hall, with three of those currently serving in the BIG EAST Conference (the others are Connecticut's Geno Auriemma and Rutgers' C. Vivian Stringer).

HALL OF FAME (STUDENT-ATHLETES) — In July 2011, Notre Dame women's basketball pioneer Carol Lally (Shields) ('79) was inducted into the Capital One Academic All-America Hall of Fame. A co-captain on the first two Fighting Irish teams in 1977-78 and 1978-79, Lally went on to attend medical school after graduating from Notre Dame and now is a world-renowned ophthalmologist at the Wills Eye Hospital in Philadelphia.

A year later in June 2012, Ruth Riley ('01) took her place in the Academic All-America Hall of Fame, joining

that prestigious institution in a familiar setting — St. Louis, the same city where she helped lead Notre Dame to the 2001 NCAA national championship. Riley became the seventh former Notre Dame student-athlete to be inducted into the Academic All-America Hall of Fame since its inception in 1988.

HOME STATES — Notre Dame's 11-player women's basketball roster for the 2012-13 season includes student-athletes from seven different states and two countries (United States and Canada), stretching to various corners of the continent. The current roster includes three players from Illinois and two from Pennsylvania, with the other states represented by the 2012-13 Fighting Irish including California, Indiana, Iowa, Michigan and New Jersey. During the 26-year tenure of Notre Dame head coach Muffet McGraw, players from 27 different states (including the 2012-13 newcomers) have played for the Fighting Irish women's basketball program — the above seven states plus Colorado, Florida, Georgia, Kansas, Kentucky, Maryland, Massachusetts, Minnesota, Missouri, Nevada, New Hampshire, New Mexico, New York, Ohio, Oklahoma, Texas, Washington, West Virginia, Wisconsin and Wyoming. The all-time Notre Dame women's basketball roster (including the current freshman class) contains 150 players that hail from 36 different states, the above 27 plus the following from the pre-McGraw era: Alabama, Arizona, Connecticut, Delaware, Montana, North Dakota, Rhode Island, Tennessee and Virginia. The most common home states on the Fighting Irish all-time women's basketball roster are Indiana (19), Michigan (16), Illinois (14), Ohio (9), Florida (8) and New Jersey (8).

HOME WINNING STREAK — Notre Dame put together a 51-game home winning streak from 1998-2002, the longest in school history and (at the time) the 10th-longest in NCAA annals. The Fighting Irish defeated three sixth-ranked teams during the streak, downing UCLA and Illinois in 1998-99, and defeating Purdue in 2000-01. The magical run finally came to an end in the final regular-season game of the 2001-02 season, when Villanova edged Notre Dame, 48-45. Undaunted, the Fighting Irish built up a 25-game winning streak (second-longest in Notre Dame history) from 2003-04, that ended with an 82-73 overtime loss to Michigan State on Dec. 2, 2004. Most recently, Notre Dame had a 20-game home winning streak from 2011-12, ending with a 65-63 loss to West Virginia on Feb. 12, 2012.

McDONALD'S ALL-AMERICANS — Notre Dame has had eight incoming freshmen named McDonald's All-Americans and chosen to compete in the McDonald's High School All-America Game since its inception in 2002 — Courtney LaVere (2002), Crystal Erwin (2003), Lindsay Schrader (2005), Devereaux Peters (2007), Skylar Diggins (2009), Kayla McBride (2010), Jewell Loyd (2012) and Michaela Mabrey (2012). Diggins became the first future Fighting Irish player to earn MVP honors at the McDonald's game, scoring a game-high 18 points for the East team, which lost to its West counterpart, 69-68, in Coral Gables, Fla. Diggins also won the Powerade Jam Fest Girls' 3-Point Shootout title the day before the McDonald's game (something Mabrey nearly duplicated in 2012, losing by one point in the finals).

NCAA LEADERS — Ruth Riley became the first Notre Dame women's basketball player to rank first in an NCAA statistical category, as she led the nation during the 1998-99 campaign in field-goal percentage (school-record .883). Riley also finished with a .632 career field goal percentage, currently tied for 12th in the NCAA record book.

Former Fighting Irish shooting guard Alicia Ratay graduated in 2003 with a .476 career shooting percentage from three-point range, which broke the old NCAA record (.467) set by 1993 Harvard graduate Erin Maher. Ratay also led the nation in three-point percentage in 2000-01 (.547), setting an NCAA record for long-range efficiency by a sophomore. What's more, Ratay is tied for 16th in NCAA history with an .872 career free throw percentage, making her the only player in NCAA Division I annals to rank among the top 20 in both foul shooting and three-point shooting.

The 2000-01 national championship Fighting Irish squad led the nation in three-point percentage (.464) and field-goal percentage defense (.336), the last time Notre Dame earned NCAA team statistical titles.

PLAYER DEVELOPMENT — Perhaps no women's basketball program in America can equal the success in developing players into high-caliber athletes that Notre Dame has enjoyed during the last 18 seasons. The Fighting Irish have had at least one All-American at all five floor positions during that time (PG Niele Ivey and Skylar Diggins; SG Alicia Ratay, Charel Allen and Natalie Novosel; SF Beth Morgan, Jacqueline Bateaux and Lindsay Schrader; PF Katrina Gaither and Devereaux Peters; C Ruth Riley), and five have gone on to earn other major national honors during their career. Riley was the consensus 2001 national player of the year, while Ivey and Duffy were the '01 and '06 Frances Pomeroy Naismith Award winners (top senior 5-8 and under). Diggins claimed the '12 Nancy Lieberman Award (top point guard) and Bateaux was the '02 USBWA National Freshman of the Year.

RECRUITING REWARDS — Notre Dame has reaped the benefits of some of the top recruiting classes in the country over the past 16 years. During that time (1997-98 to present), the Fighting Irish have attracted Top 25 classes



Former Notre Dame guard Melissa Lechlitner became the first South Bend-area female to earn a gold medal in international competition as a member of the 2007 USA Basketball U19 World Championship Team.

each season. This year's incoming group is ranked as high as third in the nation, according to *All-Star Girls Report*. Notre Dame's stellar recruiting efforts are coordinated by assistant coach Niele Ivey.

RING OF HONOR – Notre Dame's Ruth Riley collected plenty of awards to fill her trophy case, making her possibly the most-decorated student-athlete (in terms of number and variety of awards) in Notre Dame athletics history. Thus it was appropriate that on Nov. 12, 2011, she was the first women's basketball player enshrined in the Fighting Irish Ring of Honor, a new recognition circle at Purcell Pavilion for the greatest Notre Dame student-athletes to compete in that arena. As such, her ubiquitous No. 00 now hangs in the Purcell Pavilion rafters as a permanent reminder of her accomplishments.

Most notably, Riley was named the 2000-01 national player of the year by the Naismith Foundation and the Associated Press (among others) while also earning the nation's top academic award, as the Academic All-American of the Year for all Division I sports (as selected by the College Sports Information Directors of America). She averaged 19 points and eight rebounds per game in 2000-01 before graduating with a 3.64 grade-point average as a psychology and sociology major.

Riley became just the fifth Notre Dame student-athlete – and the third in 36 years – to earn Academic All-America honors during three years and she is the only Notre Dame basketball player – men's or women's – to be a first team AP All-American and a first team Academic All-American. Her trophy haul also included a prestigious NCAA Postgraduate Scholarship and she became the first Notre Dame student-athlete to receive Notre Dame's Kanaley Award and Christopher Zorich Award in the same year. The Kanaley Award recognizes senior student-athletes who have been exemplary as students and leaders while the Zorich Award recognizes contributions to the University and the community.

Riley – who also received one of the NCAA's prestigious Top VII Awards in December 2001 – is one of 22 all-time Notre Dame student-athletes to be named All-America and Academic All-America while also earning a postgraduate scholarship. She is one of six from that group to also help their teams win national championships, while Riley and women's soccer goalkeeper Jen Renola ('95) are the only ND student-athletes ever to lead their teams to a national title while also earning All-America, Academic All-America, NCAA postgraduate scholarship and the Kanaley Award (Renola is ND's only other recipient of the NCAA Top VII Award).

Riley also was named national player of the year by the U.S. Basketball Writers Association, *Sports Illustrated*, *Women's Basketball Journal* and *Basketball Times* while being recognized as the BIG EAST Conference Player of the Year, earning her third consecutive BIG EAST Defensive Player of the Year honor and being named the BIG EAST Female Scholar-Athlete of the Year. A consensus first team All-American, she also was named the Most Outstanding Player of the 2001 NCAA Midwest Regional and the 2001 NCAA Final Four.

THREE-POINT FLURRY – Former Fighting Irish shooting guard Alicia Ratay turned in a memorable long-distance shooting performance versus Rutgers as a freshman, lifting the Fighting Irish to a 78-74 overtime win on Feb. 19, 2000, at RU's Louis Brown Athletic Center. Ratay set a BIG EAST record for three-point field goals and three-point percentage in that game, connecting on all seven of her shots from beyond the arc en route to a 26-point game.

Adding to that impressive efficiency was the fact that two of her three-pointers came in the final 17 seconds of regulation – after the Fighting Irish had trailed 65-59 – sending the game into overtime. Her three-pointer with 0:17 left forged a 65-62 game and Rutgers misfired from the line on a one-and-one chance before Ratay delivered again with just four ticks on the clock, draining a shot from the top of the key with the Rutgers defense closing in. The three-pointers were Ratay's only shots from the floor during the entire game and she also made five of six free throws, including two with 22 seconds left in overtime as the Fighting Irish rallied to the win after earlier squandering a 19-point lead.

TOURNAMENT TESTED – Notre Dame has felt right at home in tournament situations during the past 16 years. Starting with the 1997-98 season, the Fighting Irish have won 28 of their last 31 regular-season tournament games, including a four-game run to the 2004 Preseason WNIT title and three game sprints to the 2009 Paradise Jam and 2010 WBCA Classic crowns. The only Fighting Irish losses during this current stretch were a 67-63 overtime setback at No. 20 Colorado on Nov. 15, 2003 in the finals of the WBCA Classic — a game that saw the Buffaloes sink a desperation 30-footer at the end of regulation to force the extra session — and two losses in the Preseason WNIT (75-59 semifinal loss at Maryland on Nov. 16, 2007; 94-81 championship loss at Baylor on Nov. 20, 2011).

20-WIN SEASONS – The Notre Dame women's basketball program has posted 20-plus wins in 18 of the past 19 seasons and in 22 of 25 seasons during the tenure of head coach Muffet McGraw. In fact, McGraw is ninth in NCAA Division I history — seventh among active coaches — with 24 20-win campaigns (including two during her five-year tenure at Lehigh University from 1982-87).

TWO THOUSAND CLUB – Beth Morgan and Katryna Gaither, who led the Fighting Irish to the 1997 NCAA Final Four, proved to be the most prolific scoring combination in Notre Dame and NCAA history, as the duo combined for 4,448 points and 1,608 rebounds from 1993-97. They were the first two players from the same team in NCAA history to each score more than 2,000 career points. Morgan finished as the school's all-time leading scorer with 2,322 points while Gaither ended her career second on the scoring (2,126) chart and third on the rebounding (986) list. They were joined in 2001 by Ruth Riley (2,072 points and 1,006 rebounds), who became the first player to have 2,000 points and 1,000 rebounds in her career.

WOMEN'S NATIONAL BASKETBALL ASSOCIATION (WNBA) – Notre Dame has seen nine of its players taken in the WNBA Draft during the past 12 seasons, including 2012 first-round selections Devereaux Peters (third overall; Minnesota Lynx) and Natalie Novosel (eighth overall; Washington Mystics). It marked the first time in program history Notre Dame not only had two players chosen in the first round in the same year, but also the first Fighting Irish player ever chosen as a lottery (top-three) pick. Peters ultimately would help Minnesota to the 2012 Western Conference title.

In 2001, Ruth Riley was a first-round pick (fifth overall) by the Miami Sol, while Niele Ivey went in the second round to the Indiana Fever and Kelley Siemon was a third-round choice of the Los Angeles Sparks. When the Miami franchise folded in December 2002, Riley was the No. 1 overall pick in the WNBA Dispersal Draft, going to the Detroit Shock, whom she promptly led to the '03 and '06 league championships. The following year (2007), Riley was traded to the San Antonio Silver Stars, leading

that franchise to four playoff berths, including a spot in the Western Conference finals in '07 and a berth in the WNBA Finals (for the first time in team history) in 2008. She subsequently signed as a free agent with the Chicago Sky in February 2012, and now plays in the Windy City.

Meanwhile, Ivey spent four seasons with Indiana before signing with Detroit as a free agent during the 2005 off-season and moving on to the Phoenix Mercury later in the '05 season.

Siemon elected to forgo a professional career to begin a stint with Athletics in Action. Her teammate, Ericka Haney was taken in the third round of the 2002 WNBA Draft (47th overall) by the Detroit Shock and played professionally for three seasons.

Former All-America point guard Megan Duffy was chosen in the third round (31st overall) of the 2006 WNBA Draft by the Minnesota Lynx. She spent two seasons there before signing with the New York Liberty as a free agent in 2008.

Duffy's former All-America teammate with the Fighting Irish, Jacqueline Batteast was a 2005 second-round selection (17th overall) by the Minnesota Lynx. After one season in the upper Midwest, Batteast was traded to the Detroit Shock, where she teamed with Riley to help bring a second WNBA title to the Motor City.

In 2008, All-America guard Charel Allen was a third-round choice (43rd overall) by the Sacramento Monarchs, where she helped that squad advance to the Western Conference playoffs.


In 2004, Coaches Washington retired after six seasons in the league, a career highlighted by a WNBA title with the Houston Comets in 2000. Former Fighting Irish All-Americans Beth Morgan (Cunningham) and Katryna Gaither also spent time in the WNBA during its infancy from 1999-2000.



Alicia Ratay's three-point barrage in a 2000 overtime win at Rutgers, including her two treys in the final 17 seconds of regulation, remains one of the greatest moments in Notre Dame women's basketball history.

NOTRE DAME

FIGHTING IRISH



2012-13 WOMEN'S BASKETBALL

SEASON PREVIEW

Senior All-America guard Skylar Diggins will challenge numerous Notre Dame career records during her final season of 2012-13, and she could become the first Fighting Irish player to collect 1,000 points, 500 rebounds and 500 assists in her career.

New Faces, Same Expectations For Irish

Two-time defending NCAA national finalist Notre Dame looks to continue remarkable run of success.

Coming off a second consecutive trip to the NCAA national championship game, a BIG EAST Conference regular season title and a season that featured no fewer than 22 school records, it would be hard to convince the casual observer that this is only the beginning of bigger and better things for Notre Dame. Yet, that's exactly what the Fighting Irish and Hall of Fame head coach **Muffet McGraw** have in mind as they head into the 2012-13 season, looking not only to continue a run of excellence that includes 95 wins and a gaudy .833 winning percentage during the past three seasons, but also to make clear to the rest of the nation that Notre Dame is one of the elite women's basketball programs and has no intention of giving up that title any time soon.

Certainly the Fighting Irish will carry a new look into the upcoming season, no surprise considering the wealth of talent that has since graduated. Gone are a pair of two-time honorable mention All-Americans (and first-round WNBA Draft picks) in high-scoring guard **Natalie Novosel** and athletic post **Devereaux Peters**. Notre Dame also moves on without guard **Brittany Mallory** and her leadership and perimeter shooting skills, both of which were on full display as she captained the Fighting Irish to the 2011 and 2012 NCAA title games. In addition, opponents might believe they can gather themselves and take a deep breath with the departure of speedy guard and defensive stopper **Fraderica Miller**, who was a tornado of activity on the court throughout her career and often had opposing coaches reaching for the aspirin bottle.

Collectively, that senior class helped Notre Dame to 117 wins in the past four seasons (and 142 victories during a five-year span, if you factor in the medical hardship year of eligibility for Peters and Mallory after their respective knee injuries in 2008-09). The group also takes with them more than 40 percent of last year's scoring, from a team that ranked second in the nation in scoring offense (78.9 points per game), and just over 45 percent of its rebounding from last season, off a club that was among the national leaders in most defensive categories, including scoring defense (13th – school-record 52.9 ppg.) and rebounding margin (13th – +8.5 rpg.).

Those figures don't factor in the intangible qualities that the foursome possessed, including leadership, determination, toughness and a non-stop work ethic, all of which have taken Notre Dame to a level it had not yet experienced in its 35-year history.

"Without question, last year's seniors will hold a special place in our hearts for all they accomplished during their careers," McGraw said. "They left Notre Dame not only as great players, but as great people, great student-athletes and ambassadors for our program, our University and our sport. They also taught our younger players what it means to succeed, to work hard, play fair and to do things the

right way. It's those kinds of lessons that I think are going to serve us well, not only during this upcoming season, but for many seasons to come."

As has been the case in recent years, Notre Dame will feature a strong mix of veteran talent and youthful energy, fused together by a team chemistry that has been one of the hallmarks of McGraw's success as a coach for more than 30 years (including the past quarter-century at the Fighting Irish helm). Notre Dame will have two starters and eight veterans back from last year's 35-4 club, with seven of those eight returnees having seen action in at least 31 games a season ago, including many who saw valuable minutes during the Fighting Irish postseason run that ended with runner-up finishes in both the BIG EAST and NCAA tournaments.

On top of that, Notre Dame welcomes a gifted three-player freshman class that has been ranked by virtually all national recruiting outlets as one of the top four incoming groups in the country, peaking with a No. 3 rating by *All-Star Girls Report*. All three rookies are blessed with winning pedigrees and each member of the freshman trio earned high school All-America honors, with two garnering a spot on the prestigious McDonald's All-America Team (giving the Fighting Irish four McDonald's honorees among this year's 11-player roster). Add to that freshman class the return of sophomore guard **Madison Cable**, who was a 2011 Parade Magazine High School All-American and one of the true greats in Pennsylvania prep basketball history, but missed all of her rookie season at Notre Dame while recovering from stress fractures in her feet (injuries that have since healed).

With the amount of tools at her disposal this season, it's no wonder that McGraw has a tough time keeping a poker face when it comes to talking about what may lie ahead for Notre Dame in 2012-13.

"We're going to be a pretty young team, but we're not all that inexperienced," McGraw said. "Almost everyone that is back played an important role in our success last year, and having those minutes under their belts is definitely going to put some of our younger players ahead of the curve. And of course, when you have Skylar Diggins on your roster, you're never going to be out of any game. Our freshmen will need some time to grasp what we're trying to accomplish, but they're all bright young players who are eager to pick up new concepts, and our veterans are doing a great job of helping them learn the system. Once they start to feel more comfortable at the college level and have a feel for the pace of things, I think all three of them have a chance to make some important contributions for us this year."

GUARDS

When it comes to leaders, few teams have a better on-court floor general than **Diggins**. A three-time All-American, the reigning BIG EAST Player of



Skylar Diggins

the Year and a candidate for every major national player of the year honor for the past two years, Diggins heads into her final season in South Bend with the chance to break new ground in the Notre Dame record books. Already appearing among the top 10 on nine Fighting Irish statistical charts, Diggins needs just 74 rebounds to become the first player in program history with 1,000 points, 500 rebounds and 500 assists in her career. What's more, she is less than 600 points shy of catching Beth Morgan to become Notre Dame's all-time leading scorer, a feat that would resonate even more with Morgan (now known as **Beth Cunningham**) joining the Fighting Irish staff as an associate coach during the offseason.

Diggins is a remarkable all-around talent who was the only BIG EAST player to rank among the top five in the conference in three of the five major statistical categories last season. She led the league in assists (5.7 apg. – 16th in the nation) and steals (2.6 spg. – school-record 102 steals overall) and she was fourth in scoring (16.8 ppg.). Diggins also was tops in the BIG EAST in assist/turnover ratio (2.16 – 10th in the nation), and earned the conference regular-season statistical title in assists (first Notre Dame player to do so since current assistant coach **Niele Ivey** in 1999-2000), steals and assist/turnover ratio.

However, what may separate Diggins from all other point guards around the country is her drive and uncanny knack for willing her team to victory. In fact, since she arrived on the Notre Dame campus in 2009, Diggins has helped lead the Fighting Irish to 19 victories over teams ranked in the Associated Press Top 25 poll (plus countless others that were either ranked in the ESPN/USA Today coaches' poll or receiving votes in one or both major national polls). What's more, when the lights are brightest, that's when Diggins is at her best, twice earning NCAA regional Most Outstanding Player recognition



Kayla McBride

and a spot on the NCAA Women's Final Four Team in both 2011 and 2012, becoming the first Notre Dame player ever to garner those two honors twice in her career.

"What can you say about Skylar — she's the best guard in the country, period," McGraw said. "She passes, she scores, she organizes us at the defensive end, and she's the consummate leader. But one of the more special qualities she brings to the table is that she's never satisfied with what she and her team have accomplished. She's always looking for ways to improve, things she can work on, plays we can run, and it's that kind of relentless energy and drive that puts her at the front of the pack. It's had an impact on the rest of our team because everyone wants to keep up with her and they're all pushing each other to get better, and that's a testament to the desire and leadership that Skylar shows on a daily basis."

Along with Diggins, junior guard **Kayla McBride** is the other returning starter for the Fighting Irish. In her first full season at Notre Dame, McBride was a sensational complementary scorer on the wing, averaging 11.6 points and 4.6 rebounds per game, while starting 36 times. She also is the top returning perimeter shooter for the Fighting Irish, having connected at a 38-percent clip from distance last season. However, it's McBride's penchant for rising to the occasion on the biggest stages that makes her so invaluable — she was a member of both the BIG EAST Championship and NCAA Raleigh Regional all-tournament teams, posted her first career double-double (10 points, career-high 12 rebounds) in a mid-January overtime win over Connecticut, then dropped in 17 points (plus six rebounds and five assists) against Tennessee and added 16 points in the NCAA regional final (Elite Eight) against Maryland.

With the graduation of Novosel, one would expect that McBride will have the opportunity to seamlessly take on a larger role in the Notre Dame offense. A strong ballhandler and underrated passer, as well as a rapidly improving defender, McBride is

quickly amassing a skill set that puts her on par with some of the elite wings in the nation in 2012-13.

"Kayla is such a versatile player for us," McGraw said. "She has the ability to play outside on the wing, or she can come inside and work on the blocks. Either way, she can create matchup problems for opponents. Last year was a real confidence-builder for Kayla and I expect that she'll continue to grow and develop her game even more this season. It's exciting to see how much she's already improved and the best may be yet to come."

While she may not be posting numbers at a rate similar to her veteran counterparts, senior guard **Kaila Turner** is just as valuable to Fighting Irish fortunes. The Joliet, Ill., resident has split time at both the point and shooting guard spots during her career at Notre Dame, but it's the remarkable blend of calm and leadership that will be most important to the Fighting Irish this season. Turner has appeared in 98 career games thus far, including all 77 Notre Dame contests in the past two years, and she's coming off her best season to date, averaging 3.4 points and 1.2 rebounds per game with a .300 three-point percentage and .923 free throw percentage. She also showed flashes of promise throughout last year's run to the NCAA title game, most notably ringing up 14 points and knocking down 4-of-5 three-point tries in the Raleigh Regional semifinal (Sweet Sixteen) win over St. Bonaventure, while also hitting a pair of three-pointers in the national championship game against Baylor.

Turner will have the added responsibility of team captain this season, sharing that role with Diggins. Both seniors are expected to lead Notre Dame in their own unique style, with Diggins displaying her fiery intensity and passion, while Turner provides the cool demeanor that will be the ultimate counterbalance and give the Fighting Irish just the right blend of fire and ice both on the court and in the locker room.

"One of the ways we've been able to be successful in the past few years is our selfishness, and Kaila is a prime example of that," McGraw said. "We've asked her to fill a number of different roles throughout her career, and she's risen to the challenge each time with a smile on her face and a desire to do whatever was going to be best for the team. That's the kind of leadership you want in a captain, and that's why I'm confident that she and Skylar are going to be strong leaders for us this season."

Sophomore guard **Whitney Holloway** had the luxury of learning the college game at her own pace during her rookie season, playing behind Diggins, Mallory and Turner and competing under the watchful eye of one of the nation's rising young stars in the coaching ranks in Ivey. The diminutive yet speedy Holloway saw action in 31 games as a freshman and averaged 1.0 points and 0.9 rebounds per game, but it's the wealth of experience she gained in practice, going up against Diggins on a daily basis, that should give the Plainfield, Ill., native the boost she needs to be an important contributor to Fighting Irish fortunes this season.

"Whitney has worked hard during the summer and the results are starting to show," McGraw said.

"The point guard position is not an easy one to master, particularly at the college level, but Whitney has shown an eagerness to learn and a desire to get better every day. As she continues to sharpen her game, I think she has the chance to really make some strides for us in the coming season."

While most would agree the 2011-12 campaign was a success for Notre Dame, it was a frustrating year for **Cable**, who battled back from a preseason foot injury only to suffer the same malady in the other foot as she was beginning to return to action. Now that she's fully healed, the Mt. Lebanon, Pa., native will have the dual challenge of not only adjusting to the speed and applying what she learned as a spectator last year, but also regaining the strength and fitness that she lost during her injury-plagued season. A multi-talented wing with a solid outside shot and a fearless nature, Cable should have the opportunity to be a regular part of the Fighting Irish rotation as the season progresses.

"Madison is such a competitor that last year had to be hard on her," McGraw said. "I think she learned a great deal and that puts her ahead of the curve for your average new player. It's going to take time, but she can really help us at both ends with her toughness, determination and willingness to do the little things."

Complementing Notre Dame's returning core of guards is the aforementioned group of three outstanding freshmen. Heading up the Fighting Irish rookie class is guard **Jewell Loyd**, a athletic and versatile scorer from suburban Chicago, who graduated from Niles West High School as one of the greatest all-around players in Illinois girls' high school basketball history and the only player to rank among the top 12 in the state for career points (3,077 – 7th) and rebounds (1,478 – 12th). A con-



Kaila Turner



Natalie Achonwa

sensus high school All-America selection and one of five finalists for the Naismith High School Player of the Year award in 2011-12, Loyd averaged 24.8 points, 11.9 rebounds and 4.7 assists per game during her prep career, adding 46 double-doubles in her final 62 high school games, and she was the Most Valuable Player at the 2012 Women's Basketball Coaches Association (WBCA) High School All-America Game in Denver after tallying game highs of 18 points and eight rebounds.

Loyd brings a unique mix of skills, with a desire to attack the rim, finish with contact or stretch defenses with a sharp perimeter shooting game. She also should be an important addition to Notre Dame's frenetic defense, with her long arms, excellent leaping ability and strong court awareness.

"Jewell can be a factor on the floor in so many ways, whether it's scoring, passing, defense or rebounding," McGraw said. "She definitely comes to us with a scorer's mentality, as her statistics would show, but she did so much more for every team she played for. On top of that, she's one of the most humble people you'll meet and she just wants to do whatever she can to contribute to the team's success."

Joining Loyd on the McDonald's and WBCA High School All-America Team in 2012 was fellow Fighting Irish freshman guard **Michaela Mabrey**. A native of Belmar, N.J., Mabrey is a scrappy wing who averaged 19.8 points and 4.9 assists per game during her prep career, finishing with 2.23 career points to become the first player from the Jersey Shore to top the 2,000-point mark since 1993. What's more, Mabrey proved to be an exceptional leader off the court, helping Manassas High School to not only the New Jersey Group III state title, but also the New Jersey Tournament of Champions crown as the top team in the state, regardless of group.

Mabrey has added more experience to her resume before she even took the court for the first time at Notre Dame, as she was named to the 2012 USA Basketball Under-18 National Team and helped lead the Americans to a 5-0 record and the gold medal at the FIBA Americas U18 Championships in Puerto Rico. The New Jersey product immediately showed herself to be an indispensable member of the USA starting lineup, between her perimeter scoring, ballhandling, passing and leadership, all qualities that had to have McGraw grinning even as she watched Mabrey from afar.

"Michaela has such a high basketball IQ, with the way she sees the game from both ends of the floor," McGraw said. "I like the way she can blend into our offense and the experience she gained over the summer with USA Basketball is really going to help her make a solid transition to the college level."

Completing the Fighting Irish freshman trio is guard **Hannah Huffman**, a physical and fundamentally-sound backcourt presence from northern California. Huffman was a WBCA honorable mention All-American in 2012 and was one of five finalists for California Miss Basketball honors, in addition to copping California Division II Player of the Year accolades from MaxPreps. A proven winner, Huffman led Carondelet High School to a remarkable 112-20 (.848) record and two state championship game appearances (plus a state semi-finals trip) during her tenure, contributing in a variety of different ways while averaging 11.8 points, 4.5 rebounds and 3.5 assists per game. She saved some of her best performances for her final prep season, logging a career-high 18.7 points and 7.1 rebounds per game last year while leading Carondelet to its second consecutive 28-win campaign and to the doorstep of a fourth consecutive California state semifinal berth.

"Hannah is another player who comes from a program that's experienced a lot of success, and that's a quality we like to see," McGraw said. "She has the versatility to play inside or outside for us, and she showed significant progress in the weight room during the summer. As the season moves on, she'll continue to work to sharpen and better define her role and we're excited about what she's going to bring to the table in the coming years."

POSTS

With the graduation of Peters, junior forward **Natalie Achonwa** assumes the role as the veteran leader on the Notre Dame front line. Achonwa has been the top Fighting Irish reserve during the past two seasons, and bolstered by an appearance with the Canadian National Team at the 2012 London Olympics, the Guelph, Ontario, native is expected to be in the hunt for a starting role in 2012-13. Last year, Achonwa averaged 7.6 points and 4.4 rebounds per game with a sharp .557 field goal percentage, and she scored in double figures nine times, highlighted by a dynamic 18-point, seven-rebound effort in the NCAA regional final against Maryland, earning her a spot on the NCAA Raleigh Regional All-Tournament Team.

In her two-year career, Achonwa is averaging 7.2 points and 4.9 rebounds per game with a .561 field goal percentage, which would rank as the sixth-best career shooting ratio in school history (she needs eight more field goal attempts to qualify).

Achonwa's Olympic experience was just as successful, despite the fact she was the second-youngest player competing at the London Games. The talented and versatile forward helped Canada reach the Olympic quarterfinals for the first time since 1984, coming off the bench in all six games and averaging 7.2 points, 3.8 rebounds and 2.2 assists per game. She also ranked among the top four on the Canadian roster in rebounds (second), assists (third), steals (third - 0.8 spg.), field goal percentage (third - .385) and points (fourth), while posting double-figure scoring efforts against eventual silver medalist France (14 points, game-high eight rebounds) and in a win over the world's sixth-ranked team, Brazil (11 points) during the preliminary round that clinched Canada's berth in the medal round.

"Natalie already has such a extensive amount of experience at both the college and international level," McGraw said. "She's gone up against some of the world's best players whether playing for Notre Dame or her country, and she has succeeded at each level. The challenge now is for her to maintain the kind of consistency as she transitions from coming off the bench to being an everyday starter. Natalie is a very mature and grounded individual and she embraces these challenges very well, and I'm confident she'll do the same for us this year."

Junior forward **Ariel Braker** will look to bring added depth and veteran savvy to the Fighting Irish post game in 2012-13. The Grosse Pointe Woods, Mich., resident is coming off a career year when she averaged 2.2 points and 2.3 rebounds per game, with her biggest contributions coming at the defensive end through her rebounding ability and talent for playing at the top of the team's presses.

"Ariel has improved a great deal for us in her first two seasons," McGraw said. "She understands her role and has done a great job of doing everything we've asked of her. As one of the veterans in the post for us, she has the advantage of knowing what we expect on both offense and defense and that's going to be important with the kind of schedule we're going to play this year."

Sophomore forward **Markisha Wright** was Notre Dame's top rookie last season, averaging 3.3 points and 2.1 rebounds per game with a reliable .482 field goal percentage while seeing time in 36 contests, including significant time in the postseason, most notably in the NCAA national championship game against Baylor. She also wasted little time in showing glimpses of future promise, notching a double-double in the second game of her career with 14 points and 11 rebounds against Indiana State, part of four double-figure scoring contests in her freshman year.

"I was pleased with what Markisha gave us last year," McGraw said. "For a variety of reasons, from foul trouble to injuries, she was put in some challenging situations very early in her career and she didn't back down one bit. She's had a very productive

summer and preseason working with (associate head coach) **Carol Owens** and I think that will only make her an even more important asset for our team in the future."

SCHEDULE

An outdoor game on an aircraft carrier, potential rematches with its opponents from the past two NCAA national championship games, the latest installments in the nation's most intriguing women's college basketball rivalry and a pre-Christmas tournament in Las Vegas highlight the unique and demanding 2012-13 Notre Dame women's basketball schedule.

"We have always followed the idea that our non-conference schedule prepares us for the BIG EAST season, and the conference schedule gets us ready for the NAAs, and this year's schedule fits that philosophy extremely well," McGraw said. "We're going to see a variety of different styles of play during the non-conference season and we're going to be playing in some unique environments that may take us out of our comfort zone. We're also on national TV quite a bit and we have several instances where we're playing on a Saturday-Monday or Sunday-Tuesday format, which will reflect what we will see in the NCAA tournament. There will be a lot of challenges for us, but it's a schedule that should be both highly beneficial for us and entertaining for our fans."

The Fighting Irish tip off the regular season at 4 p.m. (ET) Nov. 9, venturing to Mount Pleasant, S.C., to take on Ohio State in the second annual

Carrier Classic on the deck of the USS Yorktown (a decommissioned aircraft carrier moored on the grounds of the Patriots Point Naval Museum). It will be the first women's basketball game played as part of the unique event, and it will be televised live to a national cable audience by NBC Sports Network (Notre Dame's first-ever appearance on that outlet).

Notre Dame will open the home portion of this year's schedule at 2 p.m. (ET) Nov. 18 against Massachusetts, followed two days later by a contest with Mercer. The Fighting Irish then close out the month of November with a pair of road games, starting with a trip to UCLA on Nov. 23 for a noon PT (3 p.m. ET) contest that will be televised live on the Pac-12 Networks. The Fighting Irish, who will be making their first visit to Pauley Pavilion since 1997, last played the Bruins on Nov. 18, 2010, at Purcell Pavilion, dropping a narrow 85-83 decision in double overtime. Notre Dame then heads to Mount Pleasant, Mich., on Nov. 29, to meet Mid-American Conference runner-up Central Michigan in a 7 p.m. (ET) clash at McGuirk Arena.

December tips off in grand style for Notre Dame, as the Fighting Irish welcome Baylor to Purcell Pavilion for a 7 p.m. (ET) rematch of the 2012 NCAA national championship game, won by the Lady Bears, 80-61 at the Pepsi Center in Denver. This year's contest — which marks Baylor's first-ever visit to South Bend — will be televised live nationally on ESPN2. Notre Dame then plays host to first-time opponent Utah State at noon (ET) Dec. 8, before going on an 11-day hiatus for final exams.

Following the break, the Fighting Irish return to action at the World Vision Classic in Las Vegas. Notre Dame will start the six-team tournament against another first-time foe, Alabama A&M at 3 p.m. PT (6 p.m. ET) on Dec. 19 inside UNLV's Cox Pavilion. With a victory, the Fighting Irish would meet the loser of the first-round game between Kansas State and Texas A&M at 3 p.m. PT/6 p.m. ET on Dec. 20, while a loss would send Notre Dame into a 12:30 p.m. PT/3:30 p.m. ET matchup on Dec. 20 with the loser of the first-round contest between UNLV and Old Dominion.

On the other side of the Christmas holiday, Notre Dame will wind up the balance of its non-conference schedule with home games against in-state rival Purdue (2 p.m. ET, Dec. 29) and Saint Francis (Pa.) (1 p.m. ET, Dec. 31). The Fighting Irish are in the midst of a series-long six-game winning streak against the Boilermakers, while the contest with Saint Francis will mark the second time in three seasons Notre Dame has played host to a New Year's Eve matinee (the Fighting Irish shaded Vanderbilt, 74-69 in 2009).

Notre Dame raises the curtain on its BIG EAST schedule at 4 p.m. (ET) Jan. 5 with the first of two matchups against perennial rival Connecticut. The initial clash, which will be played at Gampel Pavilion in Storrs, Conn., will be televised live on CBS, the third consecutive season (and sixth time in program history), the Fighting Irish will have played on the traditional early January CBS national women's basketball broadcast. Notre Dame and Connecticut have battled eight times in the past two seasons, with each side winning four times, although the

Fighting Irish captured both of the highest-profile victories in the 2011 and 2012 NCAA Women's Final Four national semifinals (72-63 in Indianapolis and 83-75 in overtime in Denver, respectively).

Following a second road game to open the conference slate at South Florida (Jan. 8), Notre Dame comes back to Purcell Pavilion to play four of its next five games, including a challenging stretch of three games in seven days against 2012 NCAA Championship participants Rutgers (Jan. 13), Georgetown (Jan. 15) and St. John's (Jan. 20). The Rutgers and St. John's contests will be Sunday matinees that will air live on ESPN2, while the CBS Sports Network will televise the Georgetown matchup.

A visit to Pittsburgh (Jan. 23) and a home game with Providence (Jan. 26) set the stage for Notre Dame's final non-conference outing of the season, a Jan. 28 trip to Knoxville, Tenn., to take on Tennessee on ESPN2's Big Monday. The Fighting Irish will be playing in Thompson-Boling Arena for the first time since 2006, and will be seeking their third consecutive win over the Lady Vols, having defeated them in the 2011 NCAA Dayton Regional final (73-59) and last year in the regular season at Purcell Pavilion (72-44).

The Fighting Irish will be tested in the final month of the regular season, playing four out of five on the road from Feb. 5-24, including nationally-televised visits to Villanova (Feb. 5 - CBS Sports Network), Marquette (Feb. 17 - ESPN2 Play4Kay) and DePaul (Feb. 24 - ESPN2). Sandwiched among this stretch is a home contest against Louisville on Feb. 11, with the 9 p.m. (ET) game at Purcell Pavilion slated to be televised as the nightcap of ESPN2's Big Monday doubleheader.

Notre Dame also will play two of its final three regular-season games at Purcell Pavilion, starting with a tussle against Syracuse on Feb. 26, with the 7 p.m. (ET) game to be televised on CBS Sports Network. The Fighting Irish then play both of their repeat BIG EAST opponents to close matters, visiting Providence on March 2 (4 p.m. ET on BIG EAST Game of the Week TV syndicated package), then returning home to tangle with Connecticut on March 4, with that 7 p.m. (ET) meeting earning prime-time television coverage on ESPN2's Big Monday.

Less than a week later, Notre Dame heads to Hartford, Conn., for the 2013 BIG EAST Championship, which is scheduled for March 8-12 at the XL Center, marking the 10th consecutive season the conference tournament will be held at that venue.

By that time, Notre Dame should be a prime contender in the BIG EAST, with an intriguing mix of veteran leadership and young talent that should help the Fighting Irish make yet another assault on college basketball's summit once March and April roll around. Under the watchful eye and steady hand of one of the game's legendary coaches in McGraw, it's easy to see why many in the Notre Dame camp believe the best is yet to come.



Markisha Wright

2012-13 Team Rosters

Roster Breakdowns

By Class

Seniors	2
Juniors	3
Sophomores	3
Freshmen	3

By Position

Forwards	3
Guards	8

By State/Province

Illinois	3
Pennsylvania	2
California	1
Indiana	1
Iowa	1
Michigan	1
New Jersey	1
Ontario (Canada)	1

By Height

Achonwa	6-3
Wright	6-2
Braker	6-1
Cable	5-11
McBride	5-11
Loyd	5-10
Mabrey	5-10
Diggins	5-9
Huffman	5-9
Turner	5-8
Holloway	5-4

Pronunciation Guide

Natalie Achonwa	uh-CHAWN-wuh
Ariel Braker	BREAK-er
Niele Ivey	knee-ELL
Michaela Mabrey	MAY-bree
Kaila Turner	KAY-luh
Markisha Wright	marr-KEY-shuh

Carondelet	kuh-RON-duh-LET
Guelph	GWELF
Joliet	joe-lee-ETT
Manasquan	MAN-uh-skwan
Montini Catholic	mon-TEE-knee



Seated (left to right): Jewell Loyd, Madison Cable, Kayla McBride, Skylar Diggins, Kaila Turner, Whitney Holloway and Hannah Huffman. **Standing (left to right):** athletic trainer Anne Marquez, senior manager Katie Schwab, strength & conditioning coach Craig Cheek, associate director of operations & technology Angie Potthoff, associate head coach Carol Owens, Markisha Wright, Natalie Achonwa, Ariel Braker, Michaela Mabrey, associate coach Beth Cunningham, coordinator of basketball operations Matt Chupp, assistant coach/recruiting coordinator Niele Ivey, head coach Muffet McGraw and senior manager Brigitte Lawless.

Numerical

No.	Name	Pos.	Ht.	Yr.	Hometown (High School)
3	Whitney Holloway*	G	5-4	So.	Plainfield, Ill. (Montini Catholic)
4	Skylar Diggins (C)***	G	5-9	Sr.	South Bend, Ind. (Washington)
11	Natalie Achonwa**	F	6-3	Jr.	Guelph, Ontario (St. Mary's Catholic)
15	Kaila Turner (C)***	G	5-8	Sr.	Joliet, Ill. (Marian Catholic)
21	Kayla McBride*	G	5-11	Jr.	Erie, Pa. (Villa Maria Academy)
22	Madison Cable	G	5-11	So.	Mt. Lebanon, Pa. (Mt. Lebanon)
23	Michaela Mabrey	G	5-10	Fr.	Belmar, N.J. (Manasquan)
24	Hannah Huffman	G	5-9	Fr.	Diablo, Calif. (Carondelet)
32	Jewell Loyd	G	5-10	Fr.	Lincolnwood, Ill. (Niles West)
34	Markisha Wright*	F	6-2	So.	Des Moines, Iowa (Des Moines East)
44	Ariel Braker**	F	6-1	Jr.	Grosse Pointe Woods, Mich. (Grosse Pointe North)

(C) - team captain // * - monograms won

NOTE: players are listed by their academic class year

Alphabetical

No.	Name	Pos.	Ht.	Yr-Exp.	Hometown (High School)
11	Natalie Achonwa**	F	6-3	Jr.	Guelph, Ontario (St. Mary's Catholic)
44	Ariel Braker**	F	6-1	Jr.	Grosse Pointe Woods, Mich. (Grosse Pointe North)
22	Madison Cable	G	5-11	So.	Mt. Lebanon, Pa. (Mt. Lebanon)
4	Skylar Diggins (C)***	G	5-9	Sr.	South Bend, Ind. (Washington)
3	Whitney Holloway*	G	5-4	So.	Plainfield, Ill. (Montini Catholic)
24	Hannah Huffman	G	5-9	Fr.	Diablo, Calif. (Carondelet)
32	Jewell Loyd	G	5-10	Fr.	Lincolnwood, Ill. (Niles West)
23	Michaela Mabrey	G	5-10	Fr.	Belmar, N.J. (Manasquan)
21	Kayla McBride*	G	5-11	Jr.	Erie, Pa. (Villa Maria Academy)
15	Kaila Turner (C)***	G	5-8	Sr.	Joliet, Ill. (Marian Catholic)
34	Markisha Wright*	F	6-2	So.	Des Moines, Iowa (Des Moines East)

(C) - team captain // * - monograms won

NOTE: players are listed by their academic class year


Coaching Staff

Name	Position	Year	Alma Mater
Muffet McGraw	Head Coach	26th	Saint Joseph's (Pa.) '77
Carol Owens	Associate Head Coach	13th*	Northern Illinois '90
Beth Cunningham	Associate Coach	1st	Notre Dame '97
Niele Ivey	Assistant Coach	6th	Notre Dame '00
Matt Chupp	Coordinator of Basketball Operations	1st	Manchester '95
Angie Potthoff	Associate Director of Basketball Operations & Technology	8th	Penn State '97

* - Owens is in the third season of her second tenure at Notre Dame (previously served on staff from 1995-2005)

NOTRE DAME

FIGHTING IRISH



2012-13 WOMEN'S BASKETBALL

STUDENT-ATHLETES

Junior guard Kayla McBride played a critical role in Notre Dame's postseason success in 2012, earning a spot on both the BIG EAST and NCAA Raleigh Regional all-tournament teams.



#11 NATALIE ACHONWA

Hometown: Guelph, Ontario

High School: St. Mary's Catholic Secondary School

Forward

6-3

Jr.-2V

ACHONWA'S CAREER HIGHS

Points: 20 at Creighton (12/4/11)

Rebounds: 13 at Kentucky (11/21/10)

Assists: 5, twice (MR: vs. Liberty, 3/18/12)

Field Goals: 8, twice (MR: vs. Pittsburgh, 1/17/12)

Field Goal Attempts: 11, three times (MR: at Creighton, 12/4/11)

Three-Point Field Goals: 2 vs. Pittsburgh (1/17/12)

Three-Point Field Goal Attempts: 3 vs. Pittsburgh (1/17/12)

Free Throws: 9 at Mercer (12/30/11)

Free Throw Attempts: 10, twice (MR: at Mercer, 12/30/11)

Steals: 3, three times (MR: vs. Connecticut, 4/1/12)

Blocked Shots: 3, twice (MR: at Cincinnati, 1/14/12)

Minutes Played: 28 vs. UCLA (11/18/10)

MISCELLANEOUS

Double-doubles	1
Double-figure scoring games	22
20-point games	1
Double-figure rebound games	2
5-block games	0
5-assist games	2

OVERVIEW: Nicknamed "Ace" ... first international player to suit up for Notre Dame in the program's 36-year history ... exceptionally-talented post player who has developed a balanced skill set that allows her to work well on the block or away from the basket ... also has solid face-up game, including good perimeter shooting ability ... takes up space at both ends of the court with her mobility and 75-inch (6-foot-3) wingspan ... runs the floor well which makes her a threat in transition ... experienced international player who has competed for her native Canada at 2010 FIBA World Championships and 2012 London Olympics ... expected to challenge for a spot in the starting lineup in 2012-13.

SOPHOMORE SEASON (2011-12): Played in 36 games, earning one start (first of career) ... chalked up 7.6 points and 4.4 rebounds per game ... ranked third in BIG EAST with team-high .557 field goal percentage ... missed first three games of season while recovering from presaison surgery to correct torn meniscus ... first action of the season came during a scoreless 12 minutes at No. 1 Baylor which yielded four rebounds ... eight points in 19 minutes against USC ... seven points and seven rebounds in 13 minutes against Penn ... scorched Creighton

for career-high 20 points (8-11 FG) in 18 minutes off the bench ... had 11 points, two blocks at Purdue ... scored 15 points with five rebounds vs. No. 8/7 Kentucky ... collected a season-best eight rebounds and scored in double digits (12) for the fourth time in five games vs. Central Florida ... had eight points, five rebounds, two blocks in home win over Longwood ... totaled 13 points (career-high 9-10 FT) and three blocks in 12 minutes at Mercer ... earned first career start vs. No. 2 Connecticut and produced four points, four rebounds and three assists in 20 minutes ... seven points and seven rebounds at No. 18/17 Georgetown ... matched career best with three blocks at Cincinnati, adding eight points and pair of steals ... dropped in 19 points (8-9 FG, career-high 2-3 3FG) and grabbed seven rebounds in just 17 minutes against Pittsburgh ... needed 11 minutes against No. 7/9 Tennessee to record seven points and three assists ... used 6-of-8 shooting effort for 15 points at No. 13/14 Rutgers ... 16 points and five rebounds on second consecutive 6-of-8 shooting performance vs. No. RV/23 DePaul ... posted season-high-tying eight rebounds and seven points at Syracuse ... scored eight points and dished out career-high-tying five assists against Liberty in NCAA Championship opener ... scored nine points and brought down five rebounds against No. 21/25 St. Bonaventure in NCAA Sweet 16 ... registered best NCAA Championship outing of her career with 18 points (7-10 FG) and seven rebounds in Raleigh Regional final victory over No. 5 Maryland ... had efficient eight-point (4-5 FG), seven-rebound, three-steal effort in season-high 27 minutes of NCAA Final Four overtime win against No. 3 Connecticut ... scored seven points and hauled down six rebounds in NCAA national championship game against No. 1 Baylor.

FRESHMAN SEASON (2010-11): Played in all 39 games ... averaged 6.9 ppg., and 5.3 rpg., with .566 field goal percentage (would have been fourth in BIG EAST, second among freshmen but needed to make five more baskets to qualify for minimum ranking of 3.0 FGM/game) ... nearly chalked up a "5-5-5" game (at least "5" in three major statistical categories) in her college debut against New Hampshire, finishing with seven points, four rebounds and career-high five assists in 16 minutes ... one of four Fighting Irish players in double figures against Morehead State with 10 points (5-8 FG) ... grabbed career-high 13 boards ... including eight on the offensive end ... and scored four points at No. 9/10 Kentucky ... dropped in 11 points during win over Wake Forest in WBCA Classic ... posted 12 points during a home win over Purdue while snatching seven caroms with four assists and two steals in 24 minutes ... made quick work of Providence with a team-high 13 points on 5-of-6 shooting in only nine minutes (weakened by flu) ... averaged 13.5 points and 4.0 rebounds per game, scoring better than a point per minute (27 points in 26 minutes), and registered an astronomical .857

CAREER HONORS

2012: NCAA Raleigh Regional All-Tournament Team. **2011:** BIG EAST All-Freshman Team ... BIG EAST Freshman of the Week (Dec. 13).

field goal percentage (12-of-14) during a two-game stretch (Dec. 8-11) to earn BIG EAST Freshman of the Week honors ... tallied season-high 14 points (on 7-of-8 shooting) and added five rebounds during home victory over Creighton ... one of three Fighting Irish players to score in double figures (12 points) against Valparaiso while successfully draining her first career three-point attempt ... good for eight points, seven boards, two assists, two blocks and two steals in a home rout of Southeast Missouri State ... registered 12 points, four rebounds and two steals at Marquette ... notched nine points and eight boards vs. No. 2 Connecticut ... grabbed game-high nine boards during the matchup with Louisville ... dropped in six points, while also snatching seven boards against No. 16/17 Georgetown ... put down four points and managed four boards and a steal to limit No. RV/23 St. John's ... posted four points, three rebounds and an assist in the victory over Villanova ... racked up 13 points (6-9 FG, including second 3FG of season) vs. No. RV/25 Syracuse ... matched season high with 14 points (4-6 FG, season-high 6-10 FT) at South Florida; also grabbed eight boards during the win ... added 12 points and game-high six rebounds in win over Seton Hall ... grabbed six rebounds in victory over Cincinnati ... added seven rebounds at No. 12/11 DePaul ... notched eight points (4-5 FG) and five rebounds in BIG EAST semifinal win over No. 9/13 DePaul ... posted first career double-double with 12 points (6-11 FG) and game-high 10 rebounds in BIG EAST title game against No. 1 Connecticut ... grabbed four rebounds at Utah in NCAA tournament debut ... had near double-double in NCAA second-round win over Temple with 10 points (5-7 FG, made first five shots) and eight rebounds off the bench ... logged strong effort in Sweet 16 win over No. 21/20 Oklahoma with 10 points and eight rebounds ... helped Fighting Irish topple No. 4 Tennessee in NCAA Dayton Regional final with six rebounds and two steals ... had four points and four rebounds in NCAA Final Four win over No. 1 Connecticut.

HIGH SCHOOL: Graduated from St. Mary's Catholic Secondary School in Hamilton, Ontario, but did not play her senior season due to her previous participation with the National Elite Development Academy (NEDA); NEDA was a national training center program that brought together the top 12 female developmental athletes from across Canada to train, live and attend high school in a central location (was hosted jointly by the city of Hamilton and McMaster University, and overseen by Canada Basketball) ... selected to join NEDA for her sophomore and junior years of high school before Academy closed in 2009 due to lack of funding; was youngest player selected for NEDA in 2007-08 (age 14) ... played for NEDA team (coached by Mark Walton) that competed against variety of opponents, including Canadian Interuniversity Sport (CIS) and Canadian Colleges Athletic Association (CCAA) teams, American junior college programs (NJCAA), American prep schools, and other international competition ... highlights of her NEDA career included: game-high 25 points in 2009 game vs. the Toronto Stealth of the semi-pro

Women's Blue Chip Basketball League (WBCBL); 18 points in 2009 exhibition vs. Genesee Community College (N.Y.); 19 points in 2009 game vs. Oak Hill Academy (Va.); 19 points and 11 rebounds in 2008 exhibition vs. Monroe Community College (N.Y.); game-high 30 points in 2008 exhibition vs. Laurentian University (Sudbury, Ontario); averaged 16.3 points and 11.7 rebounds with three double-doubles in three-game 2008 exhibition series vs. Argentina U18 National Team; averaged 14.7 points and 6.7 rebounds per game at 2007 Laurentian University Invitational Tournament ... spent her freshman year at Centennial Collegiate & Vocational Institute (CCVI) in Guelph, Ontario.

INTERNATIONAL COMPETITION: Five-time Canada Basketball selection and two-time international medalist ... youngest player ever selected for Canadian Senior National Team, making her debut in September 2009 at age 16 ... most recently played for Canada in 2012 London Olympics, helping her country to its first medal-round (quarterfinal) berth in 28 years in its first Olympic appearance since 2000; as second-youngest player in Olympic women's basketball tournament at age 19 (only 42 days older than Angola's Ana Goncalves), came off the bench in all six games, averaging 7.2 points, 3.8 rebounds and 2.2 assists per game with two double-figure scoring efforts during the tournament — 14 points (and game-high eight rebounds) in 64-60 loss to eventual silver medalist France, and 11 points in 79-73 preliminary-round win over the world's sixth-ranked team, Brazil, that clinched Canada's quarterfinal berth ... suited up for Team Canada at 2010 FIBA World Championships in Czech Republic (Canada finished 12th); averaged 4.6 points and 3.9 rebounds in eight games at the tournament, including a near double-double (12p, 8r) in the second round against defending European champion France ... in July 2010, competed for Canada in four-game exhibition series against Chile and Sweden in British Columbia; averaged 9.5 points and 4.5 rebounds per game, with a .538 field goal percentage (14-of-26) and a .769 free throw percentage (10-of-13) in that four-game series which was part of Canada training camp before World Championship ... made Canadian Senior National Team debut at the FIBA Americas Championship in Cuiba, Brazil, helping country to bronze medal (third-place finish) and berth in 2010 FIBA World Championships ... played in all five games for Canada in tournament, averaging 6.6 ppg. and 4.2 rpg., while finishing second on team in steals (1.2 spg.) and blocks (0.6 bpg.) ... earlier in the summer of 2009, suited up for Canadian Junior Women's National Team at FIBA U19 World Championships in Bangkok, Thailand, sparking team to its best-ever placement (fourth) — reached semifinals before

losing to USA squad co-captained by her future Notre Dame teammate, Skylar Diggins ... started all nine games in tournament, averaging 10.3 ppg. (second on team) and 6.1 rpg. (third on team), along with a team-high 1.4 spg. ... made international debut at age 15 (youngest player selected) for Canada's junior team at 2008 FIBA U18 Americas Championship in Buenos Aires, Argentina, pacing her nation to the silver medal (4-1 record); averaged 7.2 ppg., 5.8 rpg. and 1.0 spg. in the tournament.

AWARDS/HONORS: Third-team all-star at 2009 FIBA U19 World Championships ... 2007 Laurentian University Invitational all-tournament team ... MVP of Canadian provincial championship tournaments in 2006 (U15) and 2008 (U17), and first-team all-star in 2007 (U17) ... two-time tournament MVP (2006, 2007) for Ontario Basketball Association Division I provincial championships ... NEDA team captain as junior (2008-09) ... CCVI Female Athlete of the Year in 2006-07 ... as freshman at CCVI, earned city MVP honors in both basketball and soccer, as well as regional MVP laurels in



ACHONWA'S CAREER STATISTICS

Season	GP-GS	Min.-Avg.	FG-FGA	Pct.	3FG-3FGA	Pct.	FT-FTA	Pct.	Off	Def	Tot	Avg.	PF-DQ	A	T	B	S	Pts	Avg.
2010-11	39-0	713-18.3	112-198	.566	2-4	.500	44-77	.571	86	122	208	5.3	73-2	44	64	17	32	270	6.9
2011-12	36-1	618-17.2	108-194	.557	3-10	.300	54-75	.720	63	94	157	4.4	71-1	49	53	27	24	273	7.6
TOTALS	75-1	1331-17.7	220-392	.561	5-14	.357	98-152	.645	149	216	365	4.9	144-3	93	117	44	56	543	7.2

ACHONWA IN THE BIG EAST CONFERENCE

Season	GP-GS	Min.-Avg.	FG-FGA	Pct.	3FG-3FGA	Pct.	FT-FTA	Pct.	Off	Def	Tot	Avg.	PF-DQ	A	T	B	S	Pts	Avg.
2010-11	16-0	283-17.7	41-80	.513	1-3	.333	23-42	.548	30	49	79	4.9	26-0	15	23	5	6	106	6.6
2011-12	16-1	271-16.9	45-81	.556	2-5	.400	16-22	.727	25	40	65	4.1	30-1	20	26	12	10	108	6.8
TOTALS	32-1	554-17.3	86-161	.534	3-8	.375	39-64	.609	55	89	144	4.5	56-1	35	49	17	16	214	6.7



#44 ARIEL BRAKER

Hometown: Grosse Pointe Woods, Mich.

High School: Grosse Pointe North

Forward

6-1

Jr.-2V

BRAKER'S CAREER HIGHS

Points: 10, twice (MR: vs. Villanova, 1/21/12)
Rebounds: 9 vs. Longwood (12/28/11)
Assists: 2, four times (MR: at Mercer, 12/30/11)
Field Goals: 4, twice (MR: at Valparaiso, 12/20/10)
Field Goal Attempts: 6 vs. IUPUI (11/26/10)
Three-Point Field Goals: None
Three-Point Field Goal Attempts: None
Free Throws: 4, three times (MR: vs. Villanova, 1/21/12)
Free Throw Attempts: 8 vs. Southeast Missouri (1/2/11)
Steals: 4, twice (MR: vs. Central Florida, 12/20/11)
Blocked Shots: 3, twice (MR: vs. Longwood, 12/28/11)
Minutes Played: 17, twice (MR: vs. Indiana State, 11/13/11)

MISCELLANEOUS

Double-doubles	0
Double-figure scoring games	2
20-point games	0
Double-figure rebound games	0
5-block games	0
5-steal games	0

OVERVIEW: Nicknamed "Earl" ... long, lanky post player who is a versatile asset, particularly on the defensive end of the floor with her rebounding and shot-blocking prowess ... agile and aggressive with good athleticism that can be valuable in traps and presses ... also has the size and potential to play bigger than her 6-foot-1 frame ... has shown significant development during her first two seasons and will be counted on to lend veteran depth in the post this season.

SOPHOMORE SEASON (2011-12):

Saw action in career-high 31 games ... averaged career bests of 2.2 points and 2.3 rebounds per game with .459 field goal percentage ... finished with three points, five rebounds and two blocks against Indiana State ... scored four points with four rebounds vs. Hartford ... tossed in six points in BIG EAST opener vs.

Marquette ... tied career high with four steals and four free throws made while grabbing seven rebounds in win over Central Florida ... matched career-high with three blocks and set personal-best with nine rebounds vs. Longwood ... had four points and eight rebounds at Mercer ... scored seven points in seven minutes at Cincinnati ... collected five points against Pittsburgh ... tied career high with 10 points (career-best 4-4 FT) in win over visiting Villanova ... registered first postseason points with putback layup in closing seconds of BIG EAST quarterfinal win over No. RV/23 DePaul ... scored her first two points in NCAA Championship play during first-round win over Liberty.

FRESHMAN SEASON (2010-11):

Appeared in 26 games, averaging 1.6 points and 2.2 rebounds per contest ... highly-efficient defensive presence who led team with one rebound every 2.7 minutes played ... nearly had "5-5-5" game in her college debut against New Hampshire, registering five points, five rebounds and career-high four steals in 12 minutes ... grabbed four rebounds in six minutes against Morehead State ... came off the bench vs. IUPUI and netted season highs of 10 points and six rebounds in 13 minutes; also blocked a pair of Jaguar shots ... rejected two Creighton shots in three minutes ... finished 4-for-4 from the field with eight points and three steals in nine minutes at Valparaiso ... delivered three points, four rebounds and career-high three blocks in 10 minutes against Loyola Marymount ... did a bit of everything in 17 minutes vs. Southeast Missouri State while finishing with five points, eight rebounds, two assists and two blocks ... grabbed three boards against Pittsburgh ... shot 2-for-2 at the foul line against No. RV/23 St. John's while blocking two shots ... one of three Fighting Irish players to grab game-high six rebounds in win over Seton Hall ... had two points (2-4 FT), three

rebounds and two steals in home finale against Cincinnati.

HIGH SCHOOL: Graduated from Grosse Pointe North High School in Grosse Pointe Woods, Mich., where she was a four-year letterwinner and mainstay for head coach Gary Bennett, helping Norsemen to combined record of 94-11 (.895), including a school-record 24-game winning streak during her senior season (2009-10) ... also led team to 2007-08 Michigan Class A state title, as well as three regional championships (and one regional runner-up finish), four district crowns and four conference titles (undefeated in league play her final three seasons) ... two-time Michigan Class A Player of the Year (2008 by *Detroit News*; 2010 by Associated Press) ... finished close third (five votes shy of second) in 2010 Michigan Miss Basketball voting (and was tops among players from eastern half of state, including Detroit metro area) ... *Detroit Free Press* Final Four All-Tournament Team (2007) ... three-time *Detroit News* Dream Team selection (2007, 2009, 2010) ... four-time Basketball Coaches Association of Michigan (BCAM) Class A all-state (2007 - third team, 2008, 2009, 2010 - first team) ... four-time all-metro selection (2007, 2008, 2009, 2010) ... four-time MAC Red Conference MVP and all-conference pick (2006, 2007, 2009, 2010) ... three-time team captain (2008, 2009, 2010) ... ranked 41st by *All-Star Girls Report* (eighth among wing forwards), 42nd by *Bue Star Basketball*, and 85th by *Dan Olson Collegiate Girls Basketball Report* (14th among small for - wards) ... career per-game averages of 14.1 points, 9.8 rebounds, 6.0 steals and 3.4 assists ... as senior in 2009-10, averaged 17.6 ppg., 11.4 rpg., 7.6 spg., 5.4 bpg. and 4.0 apg. ... as junior in 2008-09, averaged 12.3 ppg., 8.1 rpg., 4.3 spg. and 2.4 apg., after suffering knee injury during AAU ball the previous summer ... as sophomore in 2007-08 (state title season), averaged 16.0 ppg., 11.0 rpg., 7.2 spg. and 3.8 apg. ... as freshman in 2006-07, averaged 10.6 ppg., 8.8 rpg., 5.0 spg. and 3.4 apg. ... holds numerous school records including rebounds in game (24), steals in a game (12), rebounds in season (271), steals in season (181), free throws made in season (96) and free throws attempted in season (163) ... a triple-



double machine in high school, she nearly had a quadruple-double in a January 2010 win over Saginaw Arthur Hill (15 points, 17 rebounds, 10 steals, eight assists, four blocks) ... found great AAU success playing for Michigan Shock/Pistons and head coach John Ciszewski ... helped AAU teams to four consecutive top-10 finishes at AAU Division I Nationals from 2006-09 (best was third in 2008), as well as two adidas Deep South Classic titles (2008 U17 select, 2009) and four AAU state championships ... averaged 19.7 points, 15.3 rebounds, 6.7 steals and 5.3 assists per game during final three seasons of AAU career (led team in scoring each year) ... also a standout high jumper at GPN, qualifying for state meet as a sophomore in 2008.

PERSONAL DATA: Last name pronounced BREAK-er ... daughter of Veronica and Daniel Braker ... one of five children, growing up in Evansville, Ind. ... the 17th player from state of Michigan to suit up for Notre Dame, second only to Indiana's 19 residents on the Fighting Irish all-time roster ... some other notable Michiganders who have played basketball at Notre Dame include: Jeannine Augustin (Rochester/starting point guard on 1997 NCAA Final Four team), Letitia Bowen (Buchanan/holder of school's career rebounding average record at 8.8 rpg.) and Julie Henderson (Ann Arbor/ranks among program's all-team leaders with 130 games played) ... also coached U13 girls' basketball team near home ... competed in gymnastics for four years ... has read every book in the "Twilight" series ... currently enrolled in Notre Dame's College of Arts and Letters as an industrial design major ... some other Fighting Irish players who have worn No. 44 include Heidi Bunek and Meaghan Leahy.

BRAKER'S CAREER STATISTICS

Season	GP-GS	Min.-Avg.	FG-FGA	Pct.	3FG-3FGA	Pct.	FT-FTA	Pct.	Off	Def	Tot	Avg.	PF-DQ	A	T	B	S	Pts	Avg.
2010-11	26-0	149-5.7	12-34	.353	0-0	.000	17-36	.472	25	31	56	2.2	17-0	7	9	14	13	41	1.6
2011-12	31-0	221-7.1	17-37	.459	0-0	.000	34-44	.773	34	38	72	2.3	21-0	8	25	9	11	68	2.2
TOTALS	57-0	370-6.5	29-71	.408	0-0	.000	51-80	.638	59	69	128	2.2	38-0	15	34	23	24	109	1.9

BRAKER IN THE BIG EAST CONFERENCE

Season	GP-GS	Min.-Avg.	FG-FGA	Pct.	3FG-3FGA	Pct.	FT-FTA	Pct.	Off	Def	Tot	Avg.	PF-DQ	A	T	B	S	Pts	Avg.
2010-11	14-0	63-4.5	0-7	.000	0-0	.000	5-13	.385	8	12	20	1.4	12-0	2	4	3	5	5	0.4
2011-12	12-0	71-5.9	10-15	.667	0-0	.000	12-16	.750	9	20	29	1.7	13-0	2	11	3	2	32	2.7
TOTALS	26-0	134-5.2	10-22	.455	0-0	.000	17-29	.586	19	21	40	1.5	25-0	4	15	6	7	37	1.4



#22 MADISON CABLE

Hometown: Mt. Lebanon, Pa.

High School: Mt. Lebanon

Guard

5-11

So.-0V

OVERVIEW: Nicknamed "Maddie" ... versatile wing player who is hungry to make an impact after missing her rookie season due to injuries ... can play either backcourt position or on the wing ... fundamentally-sound athlete who has a well-developed basketball IQ and picks up strategy and new concepts quickly ... has solid perimeter shooting eye and is creative off the dribble ... handles the ball well with either hand and is not afraid to attack the rim and get to the foul line ... also battles fearlessly against taller players in the paint as a rebounder and defender ... has switched her jersey number to No. 22 after wearing No. 5 as a freshman.

FRESHMAN SEASON (2011-12):

Did not play after suffering stress fractures in both feet.

HIGH SCHOOL: Graduated from Mt. Lebanon High School in Mt. Lebanon, Pa., where she was coached by Dori Oldaker ... helped the Blue Devils to a combined record of 114-14 (.891) in her career ... career per-game statistical averages of 12.3 points, 6.1 rebounds and 3.4 steals, scoring 1,571 total points ... led Mt. Lebanon to three consecutive Pennsylvania Class AAAA state championships in 2009, 2010 and 2011 (with a combined record of 85-8 in those three seasons), following a berth in the Class AAAA title game during her freshman season (2007-08) ... in those three championship seasons, she had per-game averages of 14.8 points, 6.9 rebounds and 4.0 steals ... MLHS was the first girls' Class AAAA champion to win three consecutive titles since that classification was added in 1984 (and just the seventh in state history across all classifications) ... as a senior in 2010-11, led the Blue Devils to 25-6 record and their third consecutive state championship, as well as a No.

24 national ranking by MaxPreps (No. 1 in state) ... averaged 17.4 points, 6.8 rebounds and 2.9 steals per game, while shooting 50 percent from the field (38 percent from three-point line) and 83 percent from foul line ... as a junior in 2009-10, helped Mt. Lebanon to 29-2 record, including season-ending 24-game winning streak, a No. 7 national ranking at season's end, according to MaxPreps (tops in state across all four classes) and second consecutive state championship, as well as a second Western Pennsylvania Interscholastic Athletic League (WPIAL) crown in a row ... averaged 15.0 ppg., 8.0 rpg., 5.0 spg., and 4.0 apg. ... nearly single-handedly led her team to the 2010 state title, scoring 30 points and adding nine rebounds, six steals, five assists and four blocks in a 70-43 championship game win over Archbishop Ryan ... as sophomore in 2008-09, helped team to a perfect 31-0 record, a No. 24 national ranking in the year-end MaxPreps poll (third in state and No. 1 in Class AAAA), the program's first state championship and WPIAL title while averaging 12.0 ppg., 6.0 rpg., 4.0 spg., and 3.0 apg. ... as freshman in 2007-08, was solid contributor on Class AAAA state runner-up squad that went 29-6 and was ranked 11th in the state; she averaged 6.0 ppg., 4.0 rpg., 2.0 spg. and 2.0 apg. ... MLHS also won four consecutive WPIAL Section 4 championships in Cable's career ... enjoyed considerable success on the AAU circuit, playing for the Western Pennsylvania Bruins and coach Kyra Kaylor ... averaged 26.0 ppg., in 2009-10, following similar offensive performances in 2008-09 (22.0 ppg.) and 2007-08 (18.0 ppg.).

AWARDS/HONORS: *Parade* All-American (2011) ... Competed in FILA All-American Game (2011) ... Gatorade Pennsylvania High School Player of

the Year (2011) ... Associated Press Pennsylvania Class AAAA Player of the Year (2011) ... *Pittsburgh Post-Gazette* Player of the Year (2011) ... two-time *Pittsburgh Tribune-Review* Player of the Year (2010, 2011) ... two-time *Sporting News* preseason honorable mention All-American (2010, 2011) ... MaxPreps honorable mention All-American (2010) ... ESPN Rise Underclassman All-America Team (2010) ... two-time first-team all-state selection (2010, 2011) ... two-time ESPN/WTAE Female Basketball Player of the Year (2010, 2011) ... three-time first-team all-WPIAL pick (2009, 2010, 2011) ... three-time *Pittsburgh Post-Gazette* Fabulous Five selection (overall and south side in 2010 and 2011; south side in 2009) ... three-time first-team all-WPIAL Section 4 choice (2009, 2010, 2011) ... three-time Almanac Most Valuable Player (2009, 2010, 2011) ... first-team all-tournament team selection at 2009 Nike Tournament of Champions in Phoenix, Ariz. (appeared on cover of 2010 Nike Tournament of Champions media guide) ... ranked 52nd by ESPN Hoopgurlz ... ranked 68th by *Collegiate Girls Basketball Report* (16th among wings/small forwards) ... ranked 76th by *All-Star Girls Report* (14th among shooting guards) ... ranked 99th by Blue Star Basketball.

PERSONAL DATA: Daughter of Suzie and Dale Cable ... has two older sisters, Kassie and Jourdan ... sixth Pennsylvania resident to join the Notre Dame women's basketball program, and the second on the current roster, along with junior guard/Erie, Pa., native Kayla McBride ... first Fighting Irish women's basketball player to come from the Pittsburgh metro area since two-time honorable mention All-America wing Charel Allen (Monessen/Monessen HS) from 2004-08 ... has two unique talents — can juggle while riding a wave skateboard, and has a scream that sounds like a siren ... currently enrolled in Notre Dame's College of Arts and Letters ... assumes the No. 22 Fighting Irish jersey that has previously been worn by Brittany Mallory, Sherri Orlosky, Comalita Haysbert and NCAA all-time three-point percentage leader Alicia Ratay, among others.



#4 SKYLAR DIGGINS

Hometown: South Bend, Ind.
High School: Washington

Guard	5-9	Sr.-3V
-------	-----	--------

DIGGINS' CAREER HIGHS

Points: 32 vs. West Virginia (2/12/12)
Rebounds: 11 vs. Gonzaga (12/29/10)
Assists: 12 vs. Oklahoma (3/26/11)
Field Goals: 13 vs. Vermont (3/23/10)
Field Goal Attempts: 21, three times (MR: vs. Maryland, 3/27/12)
Three-Point Field Goals: 5 vs. Tennessee (1/23/12)
Three-Point Field Goal Attempts: 9 at Syracuse (1/30/10)
Free Throws: 12 vs. West Virginia (2/12/12)
Free Throw Attempts: 18 vs. West Virginia (2/12/12)
Steals: 7 vs. Vermont (3/23/10)
Blocked Shots: 3, twice (MR: at St. John's, 1/28/12)
Minutes Played: 47 vs. UCLA (11/18/10)

MISCELLANEOUS

Double-doubles	6
Triple-doubles	1
Double-figure scoring games	88
20-point games	33
30-point games	2
Double-figure rebound games	3
5-assist games	51
5-steal games	12

OVERVIEW: Nicknamed "Sky" ... one of the nation's premier players at any position, and the country's top point guard ... three-time All-American who is exceptional leader ... has remarkable ability to raise not only her own play, but those around her, through her energy, passion and intensity ... thrives in pressure situations ... has poise, maturity and creativity, often seeing the game several plays ahead of her competition ... exceptional perimeter scorer with range to three-point line and beyond ... noted for her speed and uncanny ability to get into the paint and break apart opposing defenses ... superb passing skills and court vision create numerous opportunities for teammates, while her long arms and aggressive style on defense make her an invaluable contributor, especially in traps and presses ... outstanding work ethic ... never satisfied with her performance and always striving for ways to

improve ... has chance to re-write the Notre Dame career record books in several high-profile categories, including scoring, assists and steals ... poised to become first player in program history with 2,000 points, 500 rebounds and 500 assists in her career (second Fighting Irish cager of either gender after Chris Thomas, 2001-05).

JUNIOR SEASON (2011-12): Started all 39 games, averaging career-high 16.8 points, 5.7 assists and 2.6 steals per game ... became first Fighting Irish player and just the fourth NCAA Division I player in the past decade (since 2001-02) to register 600 points, 200 assists and 100 steals in a single season ... set school record with 102 steals, while 222 assists were third-most on the Notre Dame single-season list, and 657 points ranked fourth on the school's single-season chart ... posted second-best assist-turnover ratio (2.16) by a Fighting Irish player in one season ... four double-doubles tied for fourth-most by a Notre Dame guard in a single season ... only BIG EAST player to rank among top five in conference in three of five major statistical categories, leading in both assists (5.7 apg. - 16th in nation) and steals (2.6 spg. - 55th in nation), and fourth in scoring (16.8 ppg. - 70th in nation), while also posting her conference-best 2.16 assist-turnover ratio (10th in nation) ... ranked among the top 10 in the BIG EAST in free throw percentage (9th - .786) and field goal percentage (tied-10th - .500; 35th in nation) ... claimed BIG EAST regular season statistical titles in assists (5.8 apg. - second Notre Dame player to win the BIG EAST assist title, and first since current Fighting Irish assistant coach Niele Ivey in 1999-2000), steals (2.6 spg.), and assist-turnover ratio (2.3) ... also finished conference play among the top 15 in the BIG EAST in scoring (3rd - 17.8 ppg.), field goal percentage (9th - .508) and free throw percentage (12th - .788) ... posted 13 20-point games (one 30-point outing) and five double-digit assist games this season ... named BIG EAST Player of the Week (Nov. 21) after averaging 21.0

2012: Nancy Lieberman Award recipient ... State Farm Coaches' All-America Team ... Associated Press First-Team All-America ... Wooden Award All-America Team ... BIG EAST Player of the Year ... First-Team All-BIG EAST (*unanimous*) ... NCAA Raleigh Regional Most Outstanding Player ... NCAA Women's Final Four All-Tournament Team ... Junkanoo Jam (Freeport Division) All-Tournament Team ... Preseason WNIT All-Tournament Team ... Three-time BIG EAST Player of the Week (Nov. 21, Jan. 9, Feb. 28) ... BIG EAST All-Academic Team. **2011:** State Farm Coaches' All-America Team ... Associated Press Third-Team All-America ... First-Team All-BIG EAST (*unanimous*) ... NCAA Dayton Regional Most Outstanding Player ... NCAA Women's Final Four All-Tournament Team ... BIG EAST Championship All-Tournament Team ... BIG EAST Player of the Week (Feb. 14) ... BIG EAST All-Academic Team. **2010:** Associated Press Honorable Mention All-America ... State Farm Coaches' All-America Team (*honorable mention*) ... Second-Team All-BIG EAST ... BIG EAST All-Freshman Team ... BIG EAST Championship All-Tournament Team ... Paradise Jam Island Division MVP ... Four-time BIG EAST Freshman of the Week ... BIG EAST All-Academic Team.

points, 6.0 assists and 3.3 steals per game with a .544 field goal percentage (31-of-57), .864 free throw percentage (19-of-22) and 1.5 assist-to-turnover ratio in leading Notre Dame to a runner-up finish in the Preseason WNIT ... had 21 points and eight assists vs. Akron ... tallied 14 points (6-9 FG), seven assists (no turnovers) and six steals against Indiana State ... piled up 22 points (9-14 FG), six assists and four steals against Hartford ... had 27 points in Preseason WNIT title game at No. 1 Baylor ... scored 22 points with five steals vs. USC ... tallied 19 points and eight rebounds vs. No. 7/6 Duke, including game-tying layup with 13.9 seconds left (part of school-record-tying 18-point second-half comeback by Irish) ... delivered eight assists at Creighton ... filled stat sheet against Marquette to open BIG EAST play with 17 points, seven assists and six steals ... had more assists (7) than Purdue's entire team (5) while scoring nine points with six rebounds against the No. 12/14 Boilermakers ... registered third career double-double with 16 points and 11 assists vs. No. 8/7 Kentucky, becoming the first Notre Dame player since 2001 to dish out at least seven assists in four consecutive contests ... scored 14 points in 16 minutes vs. Central Florida ... good for another double-double with 11 points and 10 assists in only 18 minutes of action against Longwood ... had 21 points in

CAREER HONORS

INTRODUCTION

2012-13 SEASON PREVIEW

STUDENT-ATHLETES

COACHING STAFF

2012-13 OPPONENTS

2011-12 SEASON IN REVIEW

BIG EAST CONFERENCE

RECORDS

HISTORY

16 minutes at Mercer, becoming the first Fighting Irish player in seven years not to miss a shot from the floor, with a minimum of eight field goal attempts (8-8 FG, 1-1 3FG, 4-4 FT) ... perfect from the line (6-6 FT) and scored 14 points in 21 minutes at Seton Hall ... recorded team-high 22 points (16 in the second half and overtime) to help hand No. 2 Connecticut its first BIG EAST regular season defeat since 2008; also had game-high four steals as the Irish forced the Huskies into season-high 27 turnovers en route to being named the BIG EAST Player of the Week for the second time on the season ... scored over 20 points for the third time in four outings with 22 points (7-12 FG, 8-10 FT) with four assists at No. 18/17 Georgetown ... 11 steals, four steals and seven rebounds at Cincinnati ... posted 20 points and four assists during home victory vs. Villanova ... matched (then) season-high mark with 27 points (career-high 5-7 3FG) and added five rebounds, five assists and four steals in home win over No. 7/9 Tennessee ... hit 9 of 15 shots from the field to total 24 points and had six assists with career-best three blocks at St. John's ... game-high 18 points at No. 13/14 Rutgers including three three-pointers during a 22-6 first-half spurt ... third double-double of the season came behind 11 points and 10 assists vs. No. 23 DePaul (her fourth double-digit assist game of the season, the most by a Fighting Irish player in one year since 2004-05) ... netted career-high 32 points (most by an Irish player in a regular-season game since 2006 and most in a losing effort since 1995) in a home loss to West Virginia (12-18 FT) ... scored game high-tying 19 points (7-9 FG) to go along with seven assists and three steals against Providence ... tallied a team-high 21 points (5-11 FG, 11-12 FT) and seven assists in victory at No. 16 Louisville ... tallied 18 points and dropped nine assists in victory over USF ... collected 20 points in win at No. 4 Connecticut, including

eight in game-turning 13-2 second-half run ... had 12 points, season high-tying six steals and five assists in BIG EAST quarterfinal win over No. RV/23 DePaul ... finished with team-high 16 points in BIG EAST Championship game against No. 4 Connecticut ... packed stat sheet in NCAA Championship opener vs. Liberty with seven points, nine rebounds and six assists ... scored efficient 21 points (9-15 FG), including 15 in the second half, and added four assists in NCAA second-round win over California ... made history in NCAA Raleigh Regional final against No. 5 Maryland with 22 points, 11 assists, 10 rebounds and five steals to tally first triple-double in Notre Dame postseason history (and third overall — first since Sara Liebscher vs. Detroit on Feb. 15, 1990); first triple-double ever recorded by a BIG EAST player in the NCAA Championship, not to mention being only the second triple-double posted by any player in a regional final game (has not happened in a Final Four contest), and the first since Hall of Fame center Anne Donovan did so for Old Dominion in 1983 ... filled stat sheet with 19 points, four assists, four rebounds, three steals and two blocks in a season-high 44 minutes en route to overtime victory over No. 3 Connecticut in NCAA Final Four; had play of the night with 1:30 left in extra period, blocking Bria Hartley's layup attempt, grabbing rebound and leading fast break that ended with Brittany Mallory's three-pointer for four-point lead ... scored team-high 20 points in NCAA national championship game against No. 1 Baylor.

SOPHOMORE SEASON (2010-11): Started 38 of 39 games (gave up starting spot on Senior Day to walk-on forward Mary Forr) ... ranked second on team in scoring (15.0 ppg), tops in assists (4.9 apg) and third in steals (2.0 spg) ... posted second-highest scoring and assist totals ever by a Notre Dame sophomore (585 points, 186 assists), while becoming

first Fighting Irish player ever to log 400 points, 100 assists and 75 steals twice in her career ... only second player in school history to reach 1,000-point mark (3/28/11 vs. Tennessee) before end of her sophomore season (Beth Morgan - 1,000 points from 1993-95) ... played 1,226 minutes, finishing one minute shy of Morgan's school record for one season (set in 1996-97) ... collected 12 points, four assists and four steals in season opener against New Hampshire ... had game-high eight assists vs. Morehead State ... game-high 22 points and team-high five assists in career-best 47 minutes of 20T loss vs. No. 15 UCLA ... went for 18 points at No. 9/10 Kentucky ... posted a pair of seven-assist games during the WBCA Classic against IUPUI and Butler ... shared game-high honors with 21 points (including 15 in a 17-2 second-half run that pulled Fighting Irish within six with 5:00 left) during a road defeat at No. 2/3 Baylor; also tied a career-best mark with a quartet of three-pointers and added five assists and four steals against the Lady Bears ... scored all 14 of her points against Purdue in the first half, while also handing out a game-high six assists ... scorched Creighton for game-high 18 points ... posted second career double-double in win over Gonzaga, pairing 19 points with career-best 11 rebounds and team-high five assists ... needed 19 minutes to log 18 points (7-8 FG) with seven assists against Southeast Missouri State ... had 16 points and five assists against No. 2 Connecticut ... scored 12 points (6-6 FT) while registering five assists and two steals vs. Louisville ... netted game-high 20 points (2-4 3FG) and recorded five assists and three steals to down Pittsburgh ... poured in a game-high 22 points (8-10 FT) and six assists against No. 16/17 Georgetown ... stuffed stat sheet with six points, six rebounds and six assists to help down No. RV/23 St. John's ... dropped in 13 points (5-6

DIGGINS' CAREER STATISTICS

Season	GP-GS	Min.-Avg.	FG-FGA	Pct.	3FG-3FGA	Pct.	FT-FTA	Pct.	Off	Def	Tot	Avg.	PF-DQ	A	T	B	S	Pts	Avg.
2009-10	35-30	1028-29.4	169-385	.439	35-100	.350	111-142	.782	48	95	143	4.1	80-0	112	97	23	90	484	13.8
2010-11	39-38	1226-31.4	202-468	.432	36-108	.333	145-198	.732	42	114	156	4.0	72-0	186	155	17	75	585	15.0
2011-12	39-39	1201-30.8	233-466	.500	33-93	.355	158-201	.786	45	82	127	3.3	64-0	222	103	19	102	657	16.8
TOTALS	113-107	3455-30.6	604-1319	.458	104-301	.346	414-541	.765	135	291	426	3.8	216-0	520	355	59	267	1726	15.3

DIGGINS IN THE BIG EAST CONFERENCE

Season	GP-GS	Min.-Avg.	FG-FGA	Pct.	3FG-3FGA	Pct.	FT-FTA	Pct.	Off	Def	Tot	Avg.	PF-DQ	A	T	B	S	Pts	Avg.
2009-10	16-15	479-29.9	76-172	.442	17-49	.347	53-70	.757	21	38	59	3.7	41-0	50	39	7	36	222	13.9
2010-11	16-15	507-31.7	71-179	.397	12-39	.308	75-98	.765	21	55	76	4.8	34-0	73	63	6	32	229	14.3
2011-12	16-16	511-31.9	95-187	.508	12-38	.316	82-104	.788	13	34	47	2.9	22-0	92	40	6	41	284	17.8
TOTALS	48-46	1497-31.2	242-538	.450	41-126	.325	210-272	.772	55	127	182	3.8	97-0	215	142	19	109	735	15.3

FT) while grabbing six boards and two steals in win over Villanova ... posted eight points (4-4 FT), seven rebounds, five assists and five steals (first career "5-5-5" game) to help down No. RV/25 Syracuse ... put 17 points (9-12 FT) on the board at South Florida, while charting four rebounds and four assists ... drained 14 points (4-4 FG, 6-7 FT) while registering game-high six rebounds, seven assists and five steals (second career "5-5-5" game) against Seton Hall ... finished the game against Rutgers with 20 points (3-5 3FG), five rebounds and five assists, marking her sixth "5-5-5" game this season ... knocked down team-high 22 points (17 in first half) and grabbed four rebounds at No. 2 Connecticut — 17 first-half points were most by UConn opposing individual all season, topping five UConn opposing teams' first-half outputs, including No. 3 Duke (15) ... registered 10 points, seven rebounds and seven assists at No. 19/18 West Virginia ... good for 12 points in the home finale vs. Cincinnati ... closed out the regular season with team-high 18 points at No. 12/11 DePaul ... opened BIG EAST Championship with 14 points against Louisville ... had team-high 19 points, six rebounds and four assists in BIG EAST semifinal win over No. 9/13 DePaul ... dropped in 14 points against top-ranked Connecticut in BIG EAST final; also recorded five rebounds, five assists, two blocks and two steals ... posted 20 points, four rebounds and three assists in NCAA tournament opener at Utah ... had balanced effort in NCAA second-round win over Temple, recording 15 points, game-high seven assists, two blocks and two steals ... had career-high 12 assists in NCAA Sweet 16 win over No. 21/20 Oklahoma (most assists by Notre Dame player in NCAA tournament game, and most in any game since 1/2/00 - Niele Ivey vs. Marquette) ... netted 24 points (with four assists and four steals) in NCAA Elite Eight win over No. 4 Tennessee, surpassing career 1,000-point mark ... erupted for season-high 28 points (10-14 FG) and six assists in NCAA Final Four win over No. 1 Connecticut ... totaled team-high 23 points and four steals in the national championship game against Texas A&M ... only second Notre Dame player ever to record four 20-point games in one NCAA tournament run (Katryna Gaither had five in 1997) ... averaged 19.3 points and 5.8 assists with a .455 field goal percentage and .407 three-point percentage during the 2011 NCAA Championship.

FRESHMAN SEASON (2009-10):

Appeared in all 35 games, starting 30 times ... led team in scoring (13.8 ppg.), steals (2.6 spg.) and assists (tied - 3.2 apg.), while ranking third on the squad in three-point percentage (.350) and free throw percentage (.782) ... chalked up a team-high 24 double-digit scoring games, including seven 20-point outings ... set Notre Dame freshman records for steals (90), free throws made (111), free throws attempted (142) and minutes played (1,028), while ranking among the top five on the Fighting Irish rookie charts for points (3rd - 484), scoring average (tied/4th - 13.8 ppg.), field goals made (3rd - 169), field goals attempted (3rd - 385), three-point field goals made (4th - 35), three-point attempts (5th - 100), three-point percentage (5th - .350), assists (3rd - 112), steals per game (2nd - 2.6 spg.), games started (tied/2nd - 30), games played (2nd - 35) and minutes per game (5th - 29.4) ... had team-high eight "5-5-5" games (including all three NCAA tournament games) and at least one steal in 33 of 35 games (16 outings with 3+ steals, including all six postseason games) ... fourth Notre Dame player to score 400 points as a freshman (most since Beth Morgan tallied 518 points in 1993-94, the last time a Notre Dame rookie led team in scoring) ... first Notre Dame freshman with 100 assists in debut season since 1994-95 (Mollie Peirick) ... made college debut vs. Arkansas-Pine Bluff with 14 points (10 in the first half), eight rebounds, five assists and four steals ... dropped in 21 points and added three blocks in win over No. 23/24 San Diego State at Paradise Jam ... earned first career start vs. South Carolina at Paradise Jam, tallying 12 points and four steals ... scored 14 of team-high 16 points vs. No. 20/17 Oklahoma in first half, connecting on all four three-point attempts in the period (finished 4-6 on 3FG) ... named MVP of Paradise Jam Island Division after averaging 16.3 ppg., 4.7 rpg., 3.0 apg., with .538 FG% (21-39) and .545 3FG% (6-11) and leading Irish to three wins and tournament title ... shared team-high scoring honors vs. Eastern Michigan with 15 points, including go-ahead three-point play with 11:09 left and four key points in 8-0 run after final second-half media timeout ... collected 15 points, seven rebounds (five offensive) and four assists against No. 18/16 Vanderbilt ... chalked up 15 points, four assists and two steals at Purdue; had six points, steal and assist in 12-2 run bridging halftime to help Notre

Dame wipe out early 10-point deficit ... had sharp BIG EAST debut vs. Villanova with game-high 18 points (7-9 FG, 1-1 3FG, 3-3 FT) ... powered second-half surge for Irish at Louisville, scoring 15 of team-high 20 points (on 6-7 FG) in final 20 minutes ... scored 15 points and nabbed team-high four steals vs. No. 16/11 West Virginia, tallying eight of team's first 11 points, then seven in a 2:06 span during second-half rally ... another stat sheet stuffer at Syracuse with game-high 21 points (4-9 3FG), six assists, six rebounds and game-high four steals; scored 13 of 21 points in first 11 minutes, hitting four treys ... had team-high 14 points and four steals in win at Rutgers, including pair of buckets in 12-3 run late in second half after RU has closed to within two points ... strong effort vs. Pittsburgh with 23 points, season-high 10 rebounds and six assists (first career double-double) ... scored 18 of team-high 20 points (career-high 10-12 FT) in second half at No. 22/23 St. John's after first-half foul trouble ... came off bench for Senior Night game vs. Marquette and finished with eight points, six rebounds and season-high nine assists (most by Notre Dame rookie since 1/16/07 - Melissa Lechlitner vs. St. John's) ... connected for team-high 21 points (7-11 FG, 7-8 FT) in BIG EAST quarterfinal victory over No. 16 St. John's ... scored team-best 10 points (all in first half, made four of first seven shots) of BIG EAST semifinal loss to No. 1 Connecticut ... extraordinary performance in NCAA second-round win over Vermont with 31 points (13-21 FG), career-best seven steals and six assists; most points ever by Notre Dame rookie in NCAA tourney game and tied school records for steals and field goals made in NCAA game ... balanced night in NCAA Sweet 16 game vs. Oklahoma with 10 points, six steals, five rebounds and four assists; sent game to overtime by canning three-point from right wing with 32 seconds left in regulation.

HIGH SCHOOL: Four-year starter at Washington High School (combined record of 102-7, .936) in South Bend, Ind., where she played for coaches Marilyn Coddens and Maurice Scott ... started 107 of 108 games in prep career ... helped team reach Indiana Class 4A state championship game each year (won title in sophomore season of 2006-07) ... team ranked No. 1 in nation by ESPN Hoopgurlz for much of 2008-09 season, going undefeated before two-point last-second loss in state championship game (and mythical national title contest) to

Ben Davis High School at Indianapolis' Lucas Oil Stadium ... career averages of 25.8 points, 5.7 rebounds, 5.6 assists, 4.4 steals and 1.5 blocks per game ... career totals of 2,790 points (third in state history behind Stephanie White and Shanna Zolman), 620 rebounds, 601 assists, 475 steals and 161 blocks ... holds school records in all major statistical categories ... career single-game highs of 43 points (as freshman in '05-06 vs. South Bend St. Joseph's), 17 rebounds (Indiana Class 4A state championship game record in '07 final win over Columbus East), 12 assists, 12 steals and nine blocks ... during senior season of 2008-09, she averaged 29.0 ppg. (led state for second consecutive year), 6.3 rpg., 6.2 apg. (eighth in state), 5.4 spg. (fifth in state), and 2.2 bpg., with .555 field goal percentage (263-474) and .406 three-point percentage (56-138, 16th in state) as Washington compiled a 26-1 record and earned its fourth consecutive state finals appearance ... tallied 14 30-point games out of 26 games played ... narrowly missed rare quadruple-double in '08-09 season opener vs. LaPorte, finishing with 28 points, 12 assists, 12 steals and nine rebounds ... as a junior in 2007-08, she averaged 29.5 ppg. (tops in state), 7.6 rpg., 4.5 apg., 3.9 spg., and 1.7 bpg., while leading Washington to a 23-3 record and a state finals berth ... averaged 24.4 ppg., 4.9 rpg., 6.1 apg., and 4.7 spg., as a sophomore in 2006-07 while helping WHS to a 28-1 record and the Class 4A state title ... averaged

20.8 ppg., 4.3 rpg., 5.4 apg., 3.6 spg., and 1.2 bpg. as a freshman in 2005-06 when Washington posted a 25-2 record and advanced to the state championship game ... scored at least 700 points in each of her final three seasons, ranking as three of the top 23 single-season scoring marks in state history (career-high 767 points in 2007-08 ranks ninth all-time) ... owns two of top five Class 4A state championship game scoring records (29 in '09 is third; 27 in '07 is fifth) ... set 4A state finals record with four three-pointers in '06 ... exceptional student-athlete who compiled a 3.92 cumulative grade-point average in high school, graduating *summa cum laude* and finishing sixth among 300 students taking AP and honors courses at her school ... graduated from same high school as former Notre Dame two-time All-America forward Jacqueline Batteast, who ranks fourth on the school's all-time scoring list (1,874 points) and also won a WNBA title with the Detroit Shock in 2006.


HIGH SCHOOL AWARDS/HONORS:

2009 Gatorade National High School Athlete of the Year (all sports), joining elite company that included previous winners LeBron James (2003), Dwight Howard (2004), Candace Parker (2004), Tina Charles (2006) and Maya Moore (2007) ... 2009 consensus National High School Player of the Year, earning top honors from Gatorade, Atlanta Tipoff Club (Naismith Trophy), ESPN Hoopgurlz and MaxPreps ... 2009 McDonald's and WBCA All-American (MVP at both all-star games, second player to do so following Alexis Hornbuckle) ... also won Powerade Jam Fest Girls' 3-Point Shootout title, besting Georgetown signee Sugar Rodgers in the final ... three-time high school All-American by *Parade* magazine (first team 2008 and 2009; third team 2007) and EA Sports (first team 2008 and 2009; second team 2007) ... *US A Today* All-USA Team (first team 2009; third team 2008) ... *US A Today* All-Underclass Team (2006) ... two-time Gatorade Indiana Player of the Year (2008 and 2009) ... two-time MaxPreps Indiana Player of the Year/first-team All-American (2008 and 2009) ... 2009 Indiana Miss Basketball (second Notre Dame signee to earn the honor and first since 1982, when Marion High School graduate/Indiana Basketball Hall of Famer Trena Keys was tapped for the award) ... scored combined 54 points in two-game series sweep for Indiana All-Stars over Kentucky (one off series record) ... 2009 *South Bend Tribune* Girls'

Athlete of the Year (covers all female high school athletes in all sports throughout newspaper's coverage area) ... four-time Associated Press all-state selection (first team in 2007, 2008 and 2009; third team in 2006) and coaches' all-state choice (first team 2007, 2008 and 2009; second team 2006) ... consensus No. 1 guard in the country by all major recruiting services ... ranked second overall by *Blue Star Basketball* and third by *All-Star Girls Report*, *Collegiate Girls Basketball Report* and ESPN Hoopgurlz (highest ranking ever for point guard from Hoopgurlz) ... enjoyed extensive AAU career playing for South Bend Soldiers (coached by Maurice Scott) and The Family (coached by Kevin Merriweather) ... also a standout volleyball player at WHS — three-year team captain and two-time all-league selection (2008 and 2009) ... National Honor Society.

INTERNATIONAL COMPETITION:

Five-time USA Basketball gold medalist (four in international competition) ... most recently was part of 2012 United States 3x3 Team that went 9-0 and earned gold medal at inaugural FIBA 3x3 World Championships in Athens, Greece (statistics not available for all games) ... also claimed silver medal in 2012 FIBA 3x3 World Championship skills competition ... served as co-captain for 2011 USA World University Games Team (joined by Notre Dame teammates Natalie Novosel and Devereaux Peters) that went 6-0 and struck gold at World University Games in Shenzhen, China ... started all six games, averaging 12.3 ppg. while leading all tournament players (regardless of country) in assists (4.8 apg.) and ranking among the top 10 at the event in steals (third with team-high 3.3 spg.) and field goal percentage (10th at .475) ... narrowly missed breaking two longstanding USA Basketball World University Games records — 20 steals ranked third all-time behind the 21 thefts collected in 1987 by Alisa Scott and Women's Basketball Hall of Famer/1988 Wade Trophy recipient Teresa Weatherspoon, and 29 assists were third-most by a USA Basketball player at the World University Games, one off the record shared by Kamie Ethridge (1985) and Suzie McConnell (1987) ... also was co-captain on 2009 USA U19 World Championships Team that won gold medal at FIBA U19 World Championships in Thailand in August (team coached by current ND associate head coach Carol Owens) ... started eight times in USA's nine games at U19



Worlds (missed pool play matchup with Canada due to illness), averaging 11.6 points (third on the team, 16th for entire tournament), 3.0 rebounds, 1.9 assists (second on the team, 11th for entire tournament) and 1.1 steals per game ... also led the Stars & Stripes with .857 free throw percentage (18-of-21, tied for third in entire tournament) and nine three-pointers (.333 percentage was second on the team and 12th in tournament), while 2.5 assist-to-turnover ratio (15 assists, six turnovers) would have been tops for the entire tournament, but she was one assist shy of the minimum qualifying standard ... started all five games at 2008 FIBA U18 Americas Championship in Buenos Aires, Argentina, leading United States to perfect 5-0 record and gold medal; averaged 10.8 ppg. (second on team), 3.2 rpg., 3.6 apg. (first on team) and 2.0

spg. (tied-first on team) ... also ranked among top 10 in entire tournament in scoring (10th), field goal percentage (7th - .500), assists (2nd), steals (tied-8th) and assist/turnover ratio (2nd - 2.00) ... at 2007 USA Basketball Youth Development Festival in Colorado Springs, Colo., helped USA White team to 5-0 record and gold medal.

PERSONAL DATA: Daughter of Renee Scott and Tige Diggins, and step-daughter of Maurice Scott ... has three younger brothers and one younger sister ... one of 19 Indiana natives ever to play for Fighting Irish, most from any state ... talented disc jockey ... well-known

for her social media appeal, particularly through Twitter, where her account (@SkyDigg4) has more than 270,000 followers (as of October 2012), the most of any college athlete (male or female) ... received NCAA waivers to attend the first two ESPNW retreats in 2010 (La Jolla, Calif.) and 2011 (Tucson, Ariz.); was part of panel discussions on future of women's athletics and mentorship, joining such notable athletes as WNBA legend and multi-time Olympic gold medalist Lisa Leslie, former U.S. Olympic swimmer Summer Sanders and multi-time X Games snowboard champions Gretchen Bleier and Maddy Schaffrick ... currently enrolled in Notre Dame's top-ranked Mendoza College of Business as a management-entrepreneurship major ... three-time selection to BIG EAST All-Academic Team (2009-10, 2010-11, 2011-12) ... only third Notre Dame player to wear No. 4 and the first since LeTania Severe (2000-04).





#3 WHITNEY HOLLOWAY

Hometown: Plainfield, Ill.
High School: Montini Catholic

Guard	5-4	So.-1V
-------	-----	--------

HOLLOWAY'S CAREER HIGHS

Points: 6 vs. Hartford (11/17/11)
Rebounds: 4 vs. Marquette (12/7/11)
Assists: 4 vs. Marquette (12/7/11)
Field Goals: 2, three times (MR: vs. Central Florida, 12/20/11)
Field Goal Attempts: 6 vs. Indiana State (11/13/11)
Three-Point Field Goals: 1 vs. Indiana State (11/13/11)
Three-Point Field Goal Attempts: 3 vs. Indiana State (11/13/11)
Free Throws: 2, twice (MR: vs. West Virginia, 3/5/12)
Free Throw Attempts: 4 at Seton Hall (1/4/12)
Steals: 3 vs. Indiana State (11/13/11)
Blocked Shots: None
Minutes Played: 22 vs. Indiana State (11/13/11)

MISCELLANEOUS

Double-doubles	0
Double-figure scoring games	0
20-point games	0
5-assist games	0
5-steal games	0

OVERVIEW: Prototypical point guard who makes up for her size with exceptional speed and athleticism ... has highly-developed sense of court awareness and does an excellent job of putting teammates in a position to score ... can also punish opponents if left open on the perimeter ... should thrive in Notre Dame's up-tempo offense and transition game ... quickness and bulldog determination on defense will make her a pest for opponents to deal with ... has skill set and mental make-up to confidently develop and patiently grow at the college level under the watchful eye of former Fighting Irish All-America point guard/current assistant coach Niele Ivey, as well as current All-America floor general Skylar Diggins.

FRESHMAN SEASON (2011-12):

Played in 31 games, averaging 1.0 points, 0.9 rebounds and 0.7 assists per contest ... scored first career points in Preseason WNIT quarterfinal against Indiana State, collecting five points and season-high three steals in season-best 22 minutes ... had season-high six points and grabbed pair of rebounds in Preseason WNIT semifinal win over Hartford ... logged personal bests of four rebounds and four assists with two steals in home rout of Marquette ... tallied four points, two assists and two steals against Central Florida ... registered two rebounds and two assists at Cincinnati ... scored two points and pulled down one rebound in BIG EAST Championship semifinal against No. 25 West Virginia ... made NCAA Championship debut in first-round win over Liberty, scoring two points in seven minutes.

HIGH SCHOOL: Graduated from Montini Catholic High School in Lombard, Ill., where she was coached by Jason Nichols ... four-year starter for the Broncos, helping them to a combined record of 125-14 (.899) during her tenure ... career per-game statistical averages of 11.8 points, 4.5 assists and 3.7 steals, with .640 field goal percentage and 2.82 assist/turnover ratio (631 assists/224 turnovers) while scoring 1,594 career points ... led Montini to the first two Illinois Class 3A state championships in school history in 2010 and 2011, following state third-place finish (semifinalist berth) in 2008 ... only the 12th school in Illinois girls' basketball history (across all classes) to win back-to-back titles since the tournament began in 1977 ... MCHS posted combined 69-3 (.958) record during those two championship seasons, with Holloway averaging 13.5 ppg., 4.9 apg., and 3.4 spg. in that two-year span ...

CAREER HONORS

2012: BIG EAST All-Academic Team.

team also won four consecutive Class 3A sectional titles (2008-11) and three supersectional crowns (2008, 2010, 2011), as well as four consecutive Suburban Christian Conference (SCC) championships (2008-11) during Holloway's career ... as a senior in 2010-11, led the Broncos to a sparkling 36-1 record and their second consecutive Illinois 3A title, finishing among the top 35 teams in the country according to national polls by MaxPreps and ESPN RISE ... averaged 14.2 ppg., 4.6 apg., and 4.1 spg. with .792 free throw percentage in second championship season, including game-high 19 points in 3A title game win over Hillcrest ... team recognized on 2011 MaxPreps Tour of Champions (honor given to 10 teams nationwide, including Des Moines (Iowa) East High School, led by Notre Dame classmate Markisha Wright) ... as a junior in 2009-10, helped Montini to a 33-2 record (best in school history) and 3A state championship ... averaged 13.0 ppg., 5.0 apg., and 3.0 spg. ... had 19 points in semifinal win over Springfield, and 12 points and seven assists in championship game win over Hillcrest ... as sophomore in 2008-09, helped team to a 28-5 record while averaging 12.0 ppg., 6.5 apg., and 5.0 spg. ... as freshman in 2007-08, helped team reach state semifinals with 28-6 record, averaging 8.0 ppg., 3.0 apg., and 3.0 spg. ... sparkled on the AAU circuit, playing for Full Package/Midwest Elite and coach Ralph Gesualdo ... helped Midwest Elite to four titles during summer 2010 AAU season — U.S. Junior Nationals (USJN) in Washington, D.C., USJN Mid-America Challenge (Champaign, Ill.), USJN Premier Invitational (Cincinnati, Ohio) and USJN Summer Final (Chicago) ... team also won Illinois under-17 AAU title and finished as runner-up at Nike Summer Showcase in Chicago.

AWARDS/HONORS: ESPN RISE Underclass All-America Team (2010) ...

three-time all-state selection (2010 and 2011 - first team; 2009 - second team) ... finished sixth in 2011 Illinois Miss Basketball voting ... *Daily Herald* DuPage County All-Area Team Captain (2011) ... two-time *My Mil url an Life* all-area Most Valuable Player (2010, 2011) ... four-time all-area pick by numerous Chicago-area media outlets (2008-11) ... two-time Suburban Christian Conference Player of the Year (2010, 2011) ... four-time first-team all-conference choice (2008-11) ... four-time academic all-league pick (2008-11) ... twice attended Nike Skills Academy (2009,

2010) ... named Most Outstanding Player of 2011 MidStateHoops.com All-Star Game (game-high 32 points) ... ranked 20th by *Collegiate Girls Basketball Report* (fourth among point guards) ... ranked 29th by Blue Star Basketball ... ranked 45th by *All-Mar Girls Report* (15th among point guards).

PERSONAL DATA: Daughter of Carla

and Chris Holloway ... has one brother, CJ ... one of 14 players from state of Illinois to suit up for Notre Dame, with 13 of those coming from the Chicagoland area, a list that includes current senior guard Kaila Turner (Joliet/Marian Catholic HS) and freshman guard Jewell Loyd (Lincolnwood/Niles West HS) ... currently enrolled in Notre Dame's College of Arts and Letters as a psychology major ... earned spot on 2011-12 BIG EAST All-Academic Team ... some other Fighting Irish players who have worn No. 3 include Ericka Haney, Kristin Knapp and Mollie Peirick.



HOLLOWAY'S CAREER STATISTICS

Season	GP-GS	Min.-Avg.	FG-FGA	Pct.	3FG-3FGA	Pct.	FT-FTA	Pct.	Off	Def	Tot	Avg.	PF-DQ	A	T	B	S	Pts	Avg.
2011-12	31-0	250-8.1	11-38	.289	1-7	.143	7-14	.500	5	24	29	0.9	18-0	22	23	0	16	30	1.0
TOTALS	31-0	250-8.1	11-38	.289	1-7	.143	7-14	.500	5	24	29	0.9	18-0	22	23	0	16	30	1.0

HOLLOWAY IN THE BIG EAST CONFERENCE

Season	GP-GS	Min.-Avg.	FG-FGA	Pct.	3FG-3FGA	Pct.	FT-FTA	Pct.	Off	Def	Tot	Avg.	PF-DQ	A	T	B	S	Pts	Avg.
2011-12	13-0	80-6.2	1-9	.111	0-1	.000	2-6	.333	0	11	11	0.8	7-0	10	10	0	5	4	0.3
TOTALS	13-0	80-6.2	1-9	.111	0-1	.000	2-6	.333	0	11	11	0.8	7-0	10	10	0	5	4	0.3



#21 KAYLA MCBRIDE

Hometown: Erie, Pa.

High School: Villa Maria Academy

Guard

5-11

Jr.-1V

MCBRIDE'S CAREER HIGHS

Points: 20 vs. Loyola Marymount (12/30/10)
Rebounds: 12 vs. Connecticut (1/7/12)
Assists: 5 vs. Tennessee (1/23/12)
Field Goals: 9 vs. Loyola Marymount (12/30/10)
Field Goal Attempts: 15 at Syracuse (2/7/12)
Three-Point Field Goals: 2, twice (MR: vs. Indiana State, 11/13/11)
Three-Point Field Goal Attempts: 4 vs. USC (11/25/11)
Free Throws: 7 at Georgetown (1/10/12)
Free Throw Attempts: 7 at Mercer (12/30/11)
Steals: 4, twice (MR: vs. California, 3/20/12)
Blocked Shots: 2 at Syracuse (2/7/12)
Minutes Played: 38 vs. Tennessee (1/23/12)

MISCELLANEOUS

Double-doubles	2
Double-figure scoring games	32
20-point games	1
Double-figure rebound games	3
5-assist games	1
5-steal games	0

OVERVIEW: Nicknamed "K-Mac" ... powerful, athletic wing player who made seamless transition to starting lineup last year ... blends sharp scoring mentality and polished playmaking with rugged physicality ... danger on the perimeter with a reliable three-point shot, and a threat in the paint with her fearless nature driving the lane and attacking the rim ... also a smooth ballhandler with good court vision and solid passing skills, while her defensive presence and determination make her a threat at both ends of the floor ... elevates her play in pressure situations ... expected to take on a larger role in the offense this season as a complement to All-America point guard Skylar Diggins ... now wearing No. 21 (her high school number) after sporting No. 23 her first two seasons.

SOPHOMORE SEASON (2011-12):

Appeared in all 39 games, starting 36 times ... ranked fourth on team (13th in BIG EAST) with .496 field goal percentage ... fourth on team in scoring (27th in BIG EAST), averaging 11.6 points per game ... took BIG EAST regular-season free

throw percentage crown (.919), first for Notre Dame player since Megan Duffy in 2004-05 ... piled up 15 points, four steals and seven boards against Akron ... had near-perfect shooting day (6-7 FG, 2-2 3FG, 2-2 FT) en route to 16 points against Indiana State ... came back from first-half foul trouble to chip in 13 points and two steals in Preseason WNIT final at No. 1 Baylor ... scored 12 points in Junkanoo Jam title game against No. 7/6 Duke, including key offensive rebound and free throw in final minute as Irish completed school record-tying 18-point comeback win ... pulled down nine rebounds (five offensive) in win over Penn ... one point short (19) of matching her career-high mark vs. Marquette (8-9 FG, 1-1 3FG, 2-2 FT) ... dropped 17 points in a home win over No. 8/7 Kentucky ... went 5-for-6 from the field for 11 points with three assists and three steals to help the Irish defeat Central Florida ... had 11 points and three steals at Mercer ... hit 6-of-7 shots from the field and totaled 14 points at Seton Hall ... registered first career double-double with 10 points and career-high 12 rebounds in a home win over No. 2 Connecticut ... also made game-tying layup with 20.2 seconds left in regulation and clinching basket with 1:01 left in overtime ... scored in double figures for fifth consecutive game with 16 points and seven rebounds at No. 18/17 Georgetown ... drained all six free throw attempts and pulled down game-high six rebounds in a home win over Villanova ... scored 17 points (including nine of team's first 11 on 4-4 FG) while adding six rebounds and career-best five assists in personal-high 38 minutes vs. No. 7/9 Tennessee ... snatched 11 rebounds and scored eight points at St. John's ... second double-double of the season came at No. 13/14 Rutgers (13 points, 10 rebounds) ... erupted for season high-tying 19 points (8-15 FG) at Syracuse ... scored 15 points (7-9 FG) in win at No. 16 Louisville ... scored 12 points (including three clutch buckets early in the second half) and had two key steals in victory at No. 4 Connecticut that clinched BIG EAST

CAREER HONORS

2012: NCAA Raleigh Regional All-Tournament Team ... BIG EAST Championship All-Tournament Team.

regular-season title ... had 14 points (6-11 FG) in BIG EAST quarterfinal win over No. RV/23 DePaul ... tallied 15 points in BIG EAST semifinal victory over No. 25 West Virginia ... posted 13 points and three steals in BIG EAST final at No. 4 Connecticut ... scored in double digits in all three BIG EAST tournament games (team-high 14.0 ppg.) ... tallied team-high 15 points and added three steals in NCAA Championship debut (first-round victory over Liberty) ... registered another double-digit scoring effort (10 points) in NCAA Sweet 16 win over No. 21/25 St. Bonaventure ... had 16 points in NCAA Raleigh Regional final victory over No. 5 Maryland ... scored eight points and tallied six rebounds in NCAA Final Four win over No. 3 Connecticut ... collected 11 points in NCAA national championship game against No. 1 Baylor.

FRESHMAN SEASON (2010-11):

Appeared in 19 games, starting four times ... averaged 8.7 points (tops among Fighting Irish reserves) and 3.3 rebounds per game, and shot .557 from the field (third on team) ... collected eight points and three steals in college debut against New Hampshire ... dropped in game-high 14 points (7-11 FG) while adding six rebounds and two steals against Morehead State ... played 33 minutes against No. 15 UCLA, tallying 11 points (2-3 3FG), four rebounds and three assists ... made first career start at No. 9/10 Kentucky, dishing out season-high four assists while pouring in 10 points in season-best 34 minutes ... filled the stat sheet against Butler with 11 points, five boards, three assists and a pair of steals ... steady outing with nine points vs. Creighton ... tied season best with six boards at Valparaiso while adding seven points ... posted best day of young career vs. Loyola Marymount with personal highs of 20 points (9-14 FG) and six rebounds ... stayed hot with 17 points on 6-of-10 shooting with four boards against Southeast Missouri State ... tied for team-high scoring honors with 14 points, while adding season-high-tying six rebounds against Louisville ... had successful homecoming to western Pennsylvania in win at Pittsburgh, pouring in eight points along with five boards and

three assists ... missed remainder of season to successfully attend to an off-the-court issue.

HIGH SCHOOL: Graduated from Villa Maria Academy in Erie, Pa., where she was a three-year starter and four-year letterwinner under head coach Scott Dibble, helping Victors to combined record of 106-15 (.876) with two Pennsylvania Class AA state titles (2009, 2010) and a state runner-up finish (2007) in her prep career ... 2010 McDonald's High School All-American ... 2010 *Parade* second-team All-American ... 2010 ESPN RISE second-team All-American ... 2010 MaxPreps fifth-team All-American ... 2010 ESPN Hoopgurlz All-Star Team ... 2010 Gatorade Pennsylvania High School Player of the Year ... two-time Pennsylvania Class AA Player of the Year (2009, 2010) ... three-time all-state selection (2008 - third team, 2009, 2010 - first team) ... three-time first-team all-region pick (2008, 2009, 2010) ... 2007 Western Pennsylvania Freshman of the Year and recipient of the Swintayla Cash Award ... ranked 20th by both ESPN Hoopgurlz (fourth among shooting guards) and *Iue Mar*) *asketl all* ... ranked 22nd by *All-Mar Girls Report* (also fourth among shooting guards) ... ranked 68th by *Dan Blson Collegiate Girls*) *asketl all Report* (11th among shooting guards) ... career per-game averages of 14.3 points, 7.6 rebounds and 3.3 steals ... in final two seasons (when VMA compiled 55-5 record and won back-to-back state championships), she averaged 19.1 ppg., 9.8 rpg.

and 4.4 spg. ... as senior in 2009-10, led Villa Maria to a 28-2 record and its second consecutive state championship ... averaged 20.5 ppg., 11.8 rpg. and 5.6 spg., including 29 points and 11 rebounds in Class AA state final against York Catholic ... as junior in 2008-09, helped VMA to 27-3 record and state title, while team rose as high as 15th in ESPN Hoopgurlz East Region rankings during season ... posted team highs of 17.3 ppg., 7.8 rpg. and 4.6 apg., along with 3.1 spg. and .820 free throw percentage ... as sophomore in 2007-08, sparked top-ranked team in Pennsylvania to 24-5 record while averaging 13.0 ppg., 6.8 rpg., 4.5 apg., 3.1 spg. and shooting .730 from foul line ... as freshman in 2006-07, served as top reserve ("sixth man") on Class AA state runner-up squad that went 27-5; she averaged 6.7 ppg., 4.3 rpg., 1.6 spg. and 1.3 apg. with a .740 free throw percentage that season ... graduated as Villa Maria's all-time lead scorer with 1,727 career points ... tallied career highs of 32 points and 14 rebounds in the same game — a 2009 victory over Oak Hill Academy (Va.), which was ranked 16th in the nation at tipoff ... also sharpened her skills on AAU circuit, playing final three years for Erie Irish AAU under head coach Doug Chuzie, following one season with the Western Pennsylvania Bruins (coached by Hal Kestler).

INTERNATIONAL COMPETITION: Helped United States to a gold medal at the 2010 FIBA U18 Americas Championship in Colorado Springs ... started all five games for Team USA, averaging 8.2 points and 3.8 rebounds per game with a .500 field goal percentage and .846 free throw percentage (tied for fourth on team in scoring and free throw percentage).

PERSONAL DATA: Daughter of LuAnn and Lamont McBride ... oldest of four children ... one of two Pennsylvania residents on this year's Fighting Irish roster (along with sophomore Madison Cable), with the duo among six Keystone State natives who have suited up for Notre Dame in its 36-year history ... one of four McDonald's High School All-Americans on 2012-13 Irish roster along with Skylar Diggins (2009), Jewell Loyd (2012) and Michaela Mabrey (2012) ... hails from same hometown as Notre Dame associate director of operations & technology Angie Potthoff, who was a standout player at Mercyhurst Prep from 1989-93 (leading the school to a state title in 1991) and is a member of the Erie Metropolitan Sports Hall of Fame ... currently enrolled in Notre Dame's top-ranked Mendoza College of Business where she is a marketing major ... some other Fighting Irish players who have worn No. 21 include the program's all-time leading scorer (and current associate coach) Beth Morgan (Cunningham), and two-time All-Americans Jacqueline Batteast and Natalie Novosel.



McBRIDE'S CAREER STATISTICS

Season	GP-GS	Min.-Avg.	FG-FGA	Pct.	3FG-3FGA	Pct.	FT-FTA	Pct.	Off	Def	Tot	Avg.	PF-DQ	A	T	B	S	Pts	Avg.
2010-11	19-4	452-23.8	68-122	.557	4-17	.235	25-29	.862	20	43	63	3.3	22-0	29	33	3	18	165	8.7
2011-12	39-36	1081-27.7	179-361	.496	19-50	.380	75-86	.872	58	120	178	4.6	75-0	67	71	4	60	452	11.6
TOTALS	58-40	1533-26.4	247-483	.511	23-67	.343	100-115	.870	78	163	241	4.2	97-0	96	104	7	78	617	10.6

McBRIDE IN THE BIG EAST CONFERENCE

Season	GP-GS	Min.-Avg.	FG-FGA	Pct.	3FG-3FGA	Pct.	FT-FTA	Pct.	Off	Def	Tot	Avg.	PF-DQ	A	T	B	S	Pts	Avg.
2010-11	5-0	104-20.8	11-20	.550	1-1	1.000	5-6	.833	5	12	17	3.4	11-0	6	12	0	2	28	5.6
2011-12	16-14	435-27.2	68-136	.500	6-17	.353	34-37	.919	24	56	80	5.0	35-0	24	26	3	22	176	11.0
TOTALS	21-14	539-25.7	79-156	.506	7-18	.389	39-43	.907	29	68	97	4.6	46-0	30	38	3	24	204	9.7



#15 KAILA TURNER

Hometown: Joliet, Ill.
High School: Marian Catholic

Guard

5-8

Sr.-3V

TURNER'S CAREER HIGHS

Points: 17 at Mercer (12/30/11)

Rebounds: 5 vs. Penn (12/2/11)

Assists: 6 vs. Loyola Marymount (12/30/10)

Field Goals: 6 vs. Pittsburgh (1/17/12)

Field Goal Attempts: 13 vs. Longwood (12/28/11)

Three-Point Field Goals: 4 vs. St. Bonaventure (3/25/12)

Three-Point Field Goal Attempts: 9 vs. Longwood (12/28/11)

Free Throws: 6 at Mercer (12/30/11)

Free Throw Attempts: 7 at Mercer (12/30/11)

Steals: 5, twice (MR: vs. IUPUI, 11/26/10)

Blocked Shots: 1, twice (MR: at Creighton, 12/4/11)

Minutes Played: 28 vs. IUPUI (11/26/10)

MISCELLANEOUS

Double-doubles	0
Double-figure scoring games	6
20-point games	0
5-assist games	5
5-steal games	2

OVERVIEW: Nicknamed "KT" ... veteran who has experience at both back-court positions ... dynamic three-point shooter ... has been a steady ballhandler, learning under the expert tutelage of former Fighting Irish All-American and current assistant coach Niele Ivey ... offers an exciting mix of floor leadership and scoring potential ... has solid court vision and creativity to open up offensive possibilities, and similarly, her quickness allows her to penetrate and set up teammates ... also challenges defenses in both transition and half-court sets with an efficient pull-up jumper ... athleticism makes her an asset at both ends of the floor ... will be called upon to bring leadership and poise to youthful Notre Dame roster ... expected to challenge for significant place in rotation as either a starter or key reserve.

JUNIOR SEASON (2011-12): Played in 38 games, registering career-high 3.4 points and 1.2 rebounds per game ... logged over 20 minutes of action in five of first seven contests of the campaign

... totaled six points and four assists in 20 minutes against Hartford ... grabbed career-high five rebounds against Penn ... dished out season-high five assists at Creighton ... opened BIG EAST portion of the schedule vs. Marquette with eight points and three assists ... scored 13 points (3 3FG) with game-high four assists and three steals vs. Central Florida ... eight points and four steals vs. Longwood ... had career day at Mercer with 17 points (3 3FG) ... returned to double figures against Pittsburgh with 14 points on one of best shooting days of her career (6-8 FG, 2-4 3FG) ... played 18 minutes and made two three-pointers for six points vs. No. RV/23 DePaul ... two foul shots in second half at No. 4 Connecticut ignited game-turning 13-2 run for Irish ... chipped in with five points (including clutch buzzer-beating three-pointer to end first half and pull Irish within one point) and a steal in BIG EAST title game at No. 4 Connecticut ... registered four assists without a turnover in NCAA Championship opener vs. Liberty ... set postseason career highs for points (14) and FGM (5), while also setting a career high by making 4-5 3FG in NCAA Sweet 16 win over No. 21/25 St. Bonaventure — her 4-of-5 effort from three-point line was third-best by a Fighting Irish player in NCAA tournament history.

SOPHOMORE SEASON (2010-11):

Appeared in all 39 games, averaging 2.7 points and career-high 1.7 assists per outing ... ranked second on team in assist/turnover ratio (1.30) and free throw percentage (.828) ... also placed third on the squad in three-point percentage (.322) and assists (1.7 apg.) ... logged two points and three assists (no turnovers) in season opener against New Hampshire ... posted one of best nights of career (and nearly first "5-5-5" game) against Morehead State with 10 points, and (then) career highs for assists (5), rebounds (tied-4) and minutes (25) ... totaled seven points at No. 9/10 Kentucky with a pair of rebounds in 18 minutes ... dished out five assists with five steals and scored eight points (including two

3FG) in career-high 28 minutes against IUPUI to register her first career "5-5-5" game ... posted 5.5 assist/turnover ratio (11 assists, two turnovers) during three-game WBCA Classic ... had pair of three-pointers at Providence ... third five-assist outing came during a home rout of Creighton ... totaled eight points — including a pair of treys — at Valparaiso with career-high-tying five steals ... handed out career-high six assists (no turnovers) in 25 minutes against Loyola Marymount ... went 4-for-4 from the charity stripe against Southeast Missouri State while adding four defensive boards and three helpers ... shot 2-for-2 from the foul line while recording two boards and first career block vs. Louisville ... scored five points with two boards and one steal against Pittsburgh ... drained a three-pointer and posted a single rebound, assist and steal against No. 16/17 Georgetown ... poured in a triple, dished out three assists and nabbed two steals against No. RV/23 St. John's ... dropped in five points (2-3 FG, 1-2 3FG) during the win over Seton Hall ... added four points (2-2 FT) in the conquest of Rutgers ... grabbed four rebounds and added two assists and two steals in win at No. 19/18 West Virginia ... poured in nine points (3-4 3FG) in home finale against Cincinnati ... picked up five points (including clutch second-half 3FG) and two steals vs. No. 9/13 DePaul in BIG EAST semifinal win ... notched two assists against Temple in round two of the NCAA Championship ... played 17 important minutes in NCAA Final Four win over No. 1 Connecticut ... went 2-for-2 at foul line in NCAA national championship game against No. 7/8 Texas A&M.

FRESHMAN SEASON (2009-10):

Saw action in 21 games as a rookie ... averaged 1.9 points, 0.7 rebounds and 0.9 assists per game ... made college debut against Arkansas-Pine Bluff, knocking down a second-half jumper and dishing out a pair of assists in 11 minutes ... saw 12 minutes of action vs. Iona, collecting two points and an assist ... picked up assist and steal in closing minutes of win over South Carolina at Paradise Jam ... chalked up five points (first career 3FG and FTs), three assists and two rebounds vs. IPFW ... played 14 minutes vs. Valparaiso, scoring three points ... had best day of her young career vs. Charlotte, posting career highs of 11 points (4-7 FG), four rebounds and five steals in 14 minutes ... tied career high with four rebounds in BIG EAST

debut against Villanova ... hit jumper late in game at Connecticut ... notched assist in final minutes vs. Providence ... did not dress for Pittsburgh game due to sprained ankle suffered in practice earlier in week ... returned to action at Cincinnati, entering game in final minute ... saw five minutes of action at No. 22/23 St. John's ... connected on second-half jumper and added a rebound in win at Seton Hall ... delivered pair of late-game assists, along with a free throw in regular season finale against No. 1 Connecticut ... made BIG EAST Championship debut in second-round win over Louisville, logging five points and two assists in a season-high-tying 14 minutes ... appeared in first NCAA Championship game late in first-round win over Cleveland State, scoring basket and tying career high with three assists.

HIGH SCHOOL: Four-year starter at Marian Catholic High School (combined record of 105-25, .808) in Chicago Heights, Ill., where she was coached by Annie Basic ... career averages of 9.5 ppg., 3.3 apg. and 2.5 rpg. ... scored 1,231 points in career ... during senior season of 2008-09, averaged 10.8 ppg. and 3.6 apg. to help Marian Catholic post 30-5 record and second consecutive berth in Illinois Class 4A sectional final — for second consecutive season, team lost by two points in sectional final, this time in double overtime (on desperation half-court shot) to eventual state runner-

up Whitney Young High School despite team-high 24 points from Turner in title game) ... as a junior in 2007-08, averaged 13.4 ppg., 4.2 apg. and 3.7 spg. for 23-6 Spartans team that earned a spot in the Illinois Class 4A sectional final (two-point loss to eventual state semifinalist Chicago Marist High School prevented team from making third consecutive trip to Illinois state tournament [top 16 teams]; Turner had game-high 13 points in contest) ... averaged 9.1 ppg. and team-high 3.3 apg., as a sophomore in 2006-07, helping MCHS to a 29-4 record and third-place finish in the state in Class AA (lost in state semifinals to eventual champion Fenwick, led by former Notre Dame teammate and two-time All-America forward Devereaux Peters '11); came back to win third-place game in overtime) ... during freshman season (2005-06), averaged 7.6 ppg., with .435 3FG% (30-69), and was part of Marian Catholic squad that reached Class AA state quarterfinals before ending up with a 23-10 record ... played

AAU ball for Illinois Wolverines 16U Black, where she was coached by Ron Newquist ... team advanced to "Sweet 16" of '08 AAU Junior Girls National Championship (formerly 16U Nationals) before losing to eventual champion ... two-time Illinois Basketball Coaches Association (IBCA) all-state selection (first team 2009; second team 2008) ... two-time *Oimes of Northwest Indiana* Illinois Player of the Year (2008 and 2009) ... three-time first-team all-area selection by *Oimes of Northwest Indiana, Illinois Oimes and Daily Menthown* (2007, 2008 and 2009) ... three-time all-East Suburban Catholic Conference choice (2007, 2008 and 2009) ... Most Valuable Player of Maine West Tournament (2007) ... ranked 82nd in the country by *(ue Mar) asketball and All-Mar Girls Report*.

PERSONAL DATA: Daughter of Pat Autman and Danny Turner ... one of three Illinois natives on 2012-13 Fighting Irish roster along with sophomore guard Whitney Holloway and freshman guard Jewell Loyd ... collectively, they are three of the 14 Illinois residents to have suited up for Notre Dame, including 13 products of the Chicagoland area ... enrolled in Notre Dame's College of Arts and Letters, where she is a psychology major ... some other Notre Dame players who wore No. 15 include Renee Antolik, Carol Elliott and Dionne Smith (the most recent wearer in 1992-93).

TURNER'S CAREER STATISTICS

Season	GP-GS	Min.-Avg.	FG-FGA	Pct.	3FG-3FGA	Pct.	FT-FTA	Pct.	Off	Def	Tot	Avg.	PF-DQ	A	T	B	S	Pts	Avg.
2009-10	21-0	128-6.1	15-36	.417	3-16	.188	6-10	.600	1	14	15	0.7	8-0	18	12	0	7	39	1.9
2010-11	39-0	617-15.8	31-103	.301	19-59	.322	24-29	.828	4	39	43	1.1	43-0	65	50	1	31	105	2.7
2011-12	38-0	517-13.6	46-149	.309	27-90	.300	12-13	.923	9	35	44	1.2	46-0	36	18	1	25	131	3.4
TOTALS	98-0	1262-12.9	92-288	.319	49-165	.297	42-52	.808	14	88	102	1.0	97-0	119	80	2	63	275	2.8

TURNER IN THE BIG EAST CONFERENCE

Season	GP-GS	Min.-Avg.	FG-FGA	Pct.	3FG-3FGA	Pct.	FT-FTA	Pct.	Off	Def	Tot	Avg.	PF-DQ	A	T	B	S	Pts	Avg.
2009-10	11-0	31-2.8	3-10	.300	0-4	.000	1-2	.500	0	5	5	0.5	2-0	4	2	0	1	7	0.6
2010-11	16-0	259-16.2	14-45	.311	9-23	.391	8-10	.800	2	18	20	1.3	21-0	20	29	1	11	45	2.8
2011-12	16-0	182-11.4	16-53	.302	8-30	.267	4-4	1.000	5	10	15	0.9	19-0	8	7	0	5	44	2.8
TOTALS	43-0	472-11.0	33-108	.306	17-57	.298	13-16	.813	7	33	40	0.9	42-0	32	38	1	17	96	2.2



#34 MARKISHA WRIGHT

Hometown: Des Moines, Iowa
High School: Des Moines East

Forward 6-2 So.-1V

WRIGHT'S CAREER HIGHS

Points: 24 at Mercer (12/30/11)
Rebounds: 11 vs. Indiana State (11/13/11)
Assists: 2, three times (MR: vs. Pittsburgh, 1/17/12)
Field Goals: 10 at Mercer (12/30/11)
Field Goal Attempts: 12, twice (MR: at Mercer, 12/30/11)
Three-Point Field Goals: None
Three-Point Field Goal Attempts: None
Free Throws: 5, twice (MR: at Seton Hall, 1/4/12)
Free Throw Attempts: 7 vs. Indiana State (11/13/11)
Steals: 3 vs. Pittsburgh (1/17/12)
Blocked Shots: 2, twice (MR: vs. Marquette, 12/7/11)
Minutes Played: 29 vs. Indiana State (11/13/11)

MISCELLANEOUS

Double-doubles	1
Double-figure scoring games	4
20-point games	1
Double-figure rebound games	1
5-block games	5
5-steal games	2

OVERVIEW: Nicknamed "Keesh" ... strong, athletic post player ... well-schooled in fundamentals and moves fluidly around the basket ... has nose for the glass and good understanding of positioning in the lane at both ends of the court ... brings an added level of physicality that benefits the Fighting Irish in numerous ways ... not fazed by pressure situations ... will be a key contributor in the Notre Dame post rotation during the 2012-13 season.

FRESHMAN SEASON (2011-12): Played in 36 games, averaging 3.3 points and 2.1 rebounds per night with a .482 field goal percentage ... debuted with 12 points (5-10 FG) and seven rebounds against Akron ... first career double-double came against Indiana State with 14 points (6-9 FG) and season-high 11 rebounds while adding two blocks ... snared game-high eight rebounds in Juncanoo Jam win over USC ... sank

5-6 FT against Penn ... blocked two shots during a home rout of Marquette ... scored eight points and pulled down four rebounds vs. Longwood ... scored a career-high (and game-best) 24 points on 10-of-12 shooting and collected four rebounds in 20 minutes of action at Mercer ... named BIG EAST Freshman of the Week (Jan. 2) after averaging 16.0 points and 4.0 rebounds with a .542 FG% in two games that week ... went 5-for-6 at the foul line during a road win over Seton Hall ... six points and seven rebounds at Cincinnati ... tallied 11 points and season highs of three steals and two assists in win over Pittsburgh ... had first postseason stats with basket, rebound and blocked shot in BIG EAST semifinal win over No. 25 West Virginia ... tallied the first points of her NCAA Championship career by registering three points in a Sweet 16 victory over No. 21/25 St. Bonaventure ... played 19 minutes in NCAA national championship game against No. 1 Baylor, scoring two points and pulling in two rebounds.

HIGH SCHOOL: Graduated from East High School in Des Moines, Iowa, where she was coached by Sam Powell ... helped East to combined record of 87-10 (.897) during her career ... career per-game statistical averages of 12.7 points and 7.4 rebounds with .533 field goal percentage ... scored 1,193 points and grabbed 697 rebounds as a prep standout ... helped pace the Scarlets to Iowa Class 4A state title in 2011 following state runner-up finish in 2010 ... East posted 71-4 (.947) record during her final three seasons, when she averaged 13.7 points and 8.2 rebounds per game ... team also won two regional titles (2010, 2011) and four Central Iowa Metropolitan League (CIML) Metro Conference championships (2008-11) ... as a senior in 2010-11, paced East to perfect 26-0 record and Iowa Class 4A championship (second in school history and first since 1979 during 6-on-6 player era) ... in final prep season, averaged 16.3 ppg. and 9.1 rpg., with .553 field goal percentage and .794 free throw percentage ... had balanced

CAREER HONORS

2012: BIG EAST Freshman of the Week (Jan. 2).

team-leading performance (16 points, eight rebounds, four steals) in 52-40 win over Iowa City West in 4A state title game ... in final three games of state tournament, averaged 21.7 points, 10.3 rebounds and 2.0 blocks per game with .634 field goal percentage ... team was ranked 47th in final MaxPreps national rankings and was one of 10 schools in country to be recognized on MaxPreps' Tour of Champions (another was Montini Catholic High School in Lombard, Ill., a squad led by Notre Dame classmate Whitney Holloway) ... as a junior in 2009-10, helped East to a 25-1 record as team rolled to brink of state title before 38-35 loss to Linn-Mar in 4A championship game; finished season ranked fourth in the state ... averaged 12.8 ppg. and 8.5 rpg., while shooting .492 from the floor and .754 from the free throw line ... as sophomore in 2008-09, helped team to a 20-3 record while averaging 11.9 ppg. and 6.9 rpg. with .559 field goal percentage and .742 free throw percentage ... as freshman in 2007-08, contributed to team's 16-6 record, averaging 8.6 ppg. and 4.2 rpg. with .522 field goal percentage and .789 free throw percentage in 19 games ... found great success on the AAU circuit, playing for All Iowa Attack and coach Dickson Jensen ... program posted 120-10 (.923) record in her final three seasons ... averaged 12.0 ppg., 11.0 rpg., 3.0 bpg., in AAU play.

AWARDS/HONORS: *Morning News* preseason honorable mention All-American (2010-11) ... three-time all-state selection by three different outlets (coaches, media and hybrid by *Des Moines Register*: first/second team - 2009 and 2010; consensus first team - 2011) ... captain of Iowa Class 4A All-Tournament Team and overall Most Valuable Player of the entire four-class Iowa girls' basketball state championship (2011) ... four-time first-team all-metro pick (2008-11) ... four-time all-district choice (2008-11) ... three-time all-conference selection (2009, 2010, 2011) ... ranked 51st by *All-Mar Girls Report* (eighth among centers) ... ranked 53rd by Blue Star Basketball ... ranked 77th by *Collegiate Girls*) askett/All Report (12th among power forwards).

PERSONAL DATA: First name is pronounced marr-KEE-shuh ... daughter of Nichole and Mark Wright ... has two

brothers, Joseph Martin and Mark Wright, Jr. ... third Iowa resident to join the Notre Dame women's basketball program, and the first in two decades since the Liebscher sisters — Sheila (1979-81) and Sara (1987-91) — from Davenport, Iowa, played for the Fighting Irish; Sara Liebscher currently is a director of regional development at Notre Dame ... earned high school nickname of "Mom" for her maternal instincts while looking out for her teammates ... first cousin in former eight-time Major League Baseball All-Star slugger Darryl Strawberry, who played for 16 seasons with the New

York Mets, Los Angeles Dodgers, San Francisco Giants and New York Yankees, winning four World Series titles, two National League Silver Slugger awards and the 1983 National League Rookie of the Year award; he currently is a color

analyst on SportsNet New York (SNY) broadcasts of New York Mets games ... second cousin is D.J. Strawberry, son of Darryl, and a standout basketball player at the University of Maryland from 2004-07 before being selected in the second round of the 2007 NBA Draft by the Phoenix Suns ... currently enrolled in Notre Dame's College of Arts and Letters ... some other Fighting Irish players who have worn No. 34 include Crystal Erwin, Jane Politiski and Majenica Rupe.



WRIGHT'S CAREER STATISTICS

Season	GP-GS	Min.-Avg.	FG-FGA	Pct.	3FG-3FGA	Pct.	FT-FTA	Pct.	Off	Def	Tot	Avg	PF-DQ	A	T	B	S	Pts	Avg.
2011-12	36-0	369-10.3	41-85	.482	0-0	.000	37-55	.673	28	49	77	2.1	35-0	11	20	9	10	119	3.3
TOTALS	36-0	369-10.3	41-85	.482	0-0	.000	37-55	.673	28	49	77	2.1	35-0	11	20	9	10	119	3.3

WRIGHT IN THE BIG EAST CONFERENCE

Season	GP-GS	Min.-Avg.	FG-FGA	Pct.	3FG-3FGA	Pct.	FT-FTA	Pct.	Off	Def	Tot	Avg	PF-DQ	A	T	B	S	Pts	Avg.
2011-12	16-0	118-7.4	10-19	.526	0-0	.000	12-14	.857	8	18	26	1.6	8-0	5	8	2	6	32	2.0
TOTALS	16-0	118-7.4	10-19	.526	0-0	.000	12-14	.857	8	18	26	1.6	8-0	5	8	2	6	32	2.0



#24 HANNAH HUFFMAN

Hometown: Diablo, Calif.

High School: Carondelet

Guard

5-9

Fr.-HS

OVERVIEW: Powerful and versatile player who will provide Irish with depth at a number of court positions ... valuable asset in Notre Dame's varied offensive sets ... solid perimeter shooter, who can also take her opponents off the dribble ... physical presence that belies her size ... not afraid of contact in the paint ... showed significant development on the court and in the weight room during the offseason ... should see continued growth throughout 2012-13 season while working with new associate coach/Notre Dame's all-time leading scorer, Beth Cunningham.

HIGH SCHOOL: Graduated from Carondelet High School in Concord, Calif., where she helped the Cougars to a combined record of 112-20 (.848) while playing for head coach Margaret Gartner ... career per-game statistical averages of 11.8 points, 4.5 rebounds, 3.5 assists and 2.7 steals ... challenged (and in many cases, topped) school's career records for points, rebounds, assists and steals, many of which were held by former Stanford/current WNBA center Jayne Appel ... helped team reach California Interscholastic Federation Division I (large school) state finals twice before falling to nation's top-ranked team (2009 - Brea Olinda HS, 2010 - Mater Dei HS) and also made Division I state semifinals once (2011) ... team also won two NorCal (Northern California) titles (2009, 2010) and three North Coast Section (NCS) titles (2009, 2010, 2012), while finishing as runners-up for both crowns in 2011 ... also won four East Bay Athletic League championships and posting a 55-1 league record in that time (2009-12) ... as a senior in 2011-12, paced Carondelet to 28-4 record while averaging 18.7 ppg., 7.1 rpg. and 2.4 spg., shooting .463 from the field and .796 from the foul line ... as a junior in 2010-11, helped Carondelet to

28-4 record and No. 20 national ranking by MaxPreps while averaging 16.3 ppg., 6.3 rpg., 3.6 apg., 3.5 spg. and 1.2 bpg. (led team in scoring assists and steals, finished second in rebounds and blocks) ... shot 53-percent from the floor, including 48-percent from three-point line, both of which also were team highs ... averaged 31.0 ppg. in final three games of state tournament, including a game-high 30 points in NorCal Division I championship game vs. Berkeley ... team also finished as runner-up at West Coast Christmas Jamboree (nation's largest high school tournament; fell by two points to Long Beach Poly in Platinum Division final) ... as sophomore in 2009-10, helped team to a 27-8 record while averaging 10.0 ppg., 4.2 rpg., 3.9 apg., and 2.3 spg., and shooting 48-percent from the field ... as freshman in 2008-09, contributed to 29-6 squad by averaging 9.0 ppg., 3.0 rpg., 3.0 apg. and 2.2 spg., with a 53-percent shooting accuracy from the field ... played alongside three current NCAA Division I players during her prep career - Erica Payne (Stanford), Ricki Radanovich (Santa Clara) and Erin Boettcher (Portland) ... played for high-powered East Bay Xplosion AAU team and coach Mark Anger, with most notable summer tournament title during her career coming at 2009 Deep South Classic in Chapel Hill, N.C. ... AAU program has produced numerous other current/former NCAA Division I players including Appel, Courtney and Ashley Paris (Oklahoma), Jacki Gemelos (USC), Danielle Robinson (Oklahoma) and Alex Cowlings (Loyola Marymount).

AWARDS/HONORS: 2012 Women's Basketball Coaches Association (WBCA) honorable mention All-American ... two-time *Morning News* honorable mention All-American (2011, 2012) ... one of five finalists for 2012 ESPNHS/Cal-Hi Sports California Miss Basketball honors

... 2012 MaxPreps California Division II Player of the Year ... two-time NorCal Preps/Rivals.com Northern California Player of the Year (2011, 2012) ... two-time consensus all-state selection (2011, 2012) ... four-time first-team all-state choice in her class by ESPNHS/Cal-Hi Sports ... two-time first-team all-region pick by NorCal Preps/Rivals.com (2011, 2012) ... 2012 San Francisco Chronicle Metro Player of the Year ... two-time *San Francisco Chronicle* Contra Costa/Tri-Valley Player of the Year (2011, 2012) ... two-time *San Francisco Chronicle* first-team all-metro selection (2011, 2012) ... three-time *Contra Costa Times* All-East Bay honoree (first team in 2011 and 2012; third team in 2010) ... two-time East Bay Athletic League Most Valuable Player (2011, 2012) ... four-time all-EBAL choice (first team in 2010, 2011 and 2012; second team in 2009) ... ranked 27th by *All-Mar Girls Report* ... ranked 52nd by ESPN Hoopgurlz ... ranked 63rd by Blue Star Basketball ... ranked 91st by *Collegiate Girls Jaskett All Report*.

PERSONAL DATA: Daughter of Kim and Lon Huffman ... has younger brother, Joe ... father, Lon, in a 1986 graduate of Notre Dame and played golf for the Fighting Irish for three seasons (1984-86) under head coach Noel O'Sullivan, helping Notre Dame win four tournaments and finish in top three at Midwestern Collegiate Conference (now Horizon League) Championships all three years, including runner-up finish in 1986 ... seventh California resident to join the Notre Dame women's basketball program, and the first since 2007, when Rancho Cucamonga native Crystal Erwin graduated ... first full-time member of Fighting Irish from northern California since 1984, when Davis resident Dava Newman played for Notre Dame (although in 1997, student manager Christy Grady, a Lodi native, supplemented an injury-riddled Fighting Irish roster by suiting up for a handful of postseason games during Notre Dame's run to the NCAA Women's Final Four) ... currently enrolled in Notre Dame's unique First Year of Studies program ... some other Fighting Irish players who have worn No. 24 include Lindsay Schrader, Kathy Barron and Janice Crowe.



#32 JEWELL LOYD

Hometown: Lincolnwood, Ill.

High School: Niles West

Guard

5-10

Fr.-HS

OVERVIEW: Smooth-shooting wing player with tremendous overall skill set ... athletic and fluid with the basketball, allowing her to blend seamlessly into Notre Dame's half-court or transition offense ... dangerous at the defensive end, with long arms and strong court awareness ... creative and skilled with a scorer's mentality ... someone who can attack the rim or make opponents pay from long distance ... excellent vision as a passer ... should play a significant role in the Fighting Irish rotation this season.

HIGH SCHOOL: Graduated from Niles West High School in Skokie, Ill., where she was a four-year starter (combined record of 93-31, .750) for head coach Tony Konsewicz ... prior to her arrival, school had not won sectional title since 1981, conference title since 1985 and regional crown since 1998 — during her prep career, Niles West won three regional championships, two conference titles and one sectional crown ... career per-game statistical averages of 24.8 points, 11.9 rebounds, 4.7 assists, 3.2 steals and 2.2 blocks (along with 46 double-doubles in her final 62 games) ... only player in Illinois girls' high school basketball history (dating back to first sanctioned season in 1976-77) to rank among the top 12 for both career points (3,077 — 7th) and rebounds (1,478 — 12th), while also placing 18th in state history with 275 career blocks ... just the third Illinois prep player since 1993 to score 3,000 points, and only the second Chicagoland player ever to reach that milestone (Pam Gant from 1977-81) ... holds school records in virtually all game, season and career categories ... as a senior in 2011-12, sparked Niles West to 22-9 record and Illinois Class 4A regional title ... averaged 26.9 ppg., 12.7 rpg. and 3.8 spg., with 22 double-doubles while shooting 50-percent from the field and 39-percent from the three-point line ... scored career-high 50 points (with 10 three-pointers; tied

for fifth-most in a game in state history) against Maine West ... as a junior in 2010-11, helped Niles West to another 22-9 record and a spot in 4A sectional final ... averaged 30.1 ppg., 15.0 rpg., 4.5 spg., 4.1 apg. and 3.2 bpg., while registering 24 double-doubles (including one triple-double) and shooting 53-percent from the field ... had five 40-point games as a junior, including season-high 46 points against St. Francis ... as a sophomore in 2009-10, sparked team to 27-6 record and trip to Class 4A Elite Eight (supersectionals), as well as a share of school's first Central Suburban League (CSL) title since 1985 ... averaged 22.8 ppg., 12.2 rpg., 3.6 apg., 2.1 spg. and 2.0 bpg. ... as a freshman in 2008-09, paced team to 22-7 record and berth in Class 4A regional final ... averaged 19.0 ppg., 5.0 rpg., 3.0 bpg. and 2.0 spg. ... has been standout on the AAU circuit, playing for Midwest Elite (formerly Full Package) and coach Ralph Gesualdo (the same AAU program and coach that produced current Notre Dame sophomore guard Whitney Holloway) ... helped AAU teams to 189-10 record in her career, with per-game statistical averages of 24.0 points, 11.0 rebounds, 5.3 assists, 4.3 steals and 3.0 blocks ... led Midwest Elite to four titles during summer 2010 AAU season — U.S. Junior Nationals in Washington, D.C., USJN Mid-America Challenge (Champaign, Ill.), USJN Premier Invitational (Cincinnati, Ohio) and USJN Summer Final (Chicago) ... team also finished as runner-up at Nike Summer Showcase in Chicago.

AWARDS/HONORS: One of five finalists for 2012 Naismith National High School Player of the Year award ... consensus high school All-America selection in 2012, earning top honors from McDonald's, Women's Basketball Coaches Association (WBCA), *Parade* and MaxPreps ... collected Most Valuable Player honors at 2012 WBCA High School All-America Game after registering game

highs of 18 points (6-10 FG) and eight rebounds for the victorious White Team; joined senior guard Skylar Diggins (2009) as Notre Dame signees who earned MVP honors at the WBCA All-America Game ... garnered 2012 Illinois Player of the Year accolades from ESPNChicago.com and *Champaign News-Gazette* ... first runner-up for 2012 Illinois Miss Basketball honors ... MaxPreps honorable mention All-American (2011) ... ESPN RISE Underclass All-American (2010) ... four-time all-state selection (2010, 2011, 2012 - first team; 2009 - second team, one of only two freshmen on the squad) ... four-time all-area pick (2009-12) ... *Chivago Oilune* Fabulous Freshman list (2009) ... four-time first-team all-conference choice (2009-12) ... attended Nike Skills Academy (2009) ... ranked No. 3 in Class of 2012 by Blue Star Basketball, *All-Mar Girls Report* and *Collegiate Girls Jasketball Report* ... ranked No. 4 by ESPN Hoopgurlz.

INTERNATIONAL COMPETITION: Member of 2010 USA Basketball Under-17 World Championship Team that went 8-0 and captured the gold medal at the inaugural FIBA U17 World Championships in Toulouse, France ... averaged 8.6 points and 4.0 rebounds per game while shooting .460 from the field and .353 from the three-point line ... also participated in 2009 USA Basketball U16 National Team Trials.

PERSONAL DATA: Daughter of Gwendolyn Davis-Loyd and Calvin Loyd ... has older brother, Jarryd, who currently is playing professional basketball overseas after standout college career at Valparaiso University from 2004-08 ... the 14th player from state of Illinois to suit up for Notre Dame, and the 13th to come from the Chicagoland area, a list that also includes senior guard Kaila Turner (Joliet/Marian Catholic HS) and sophomore guard Whitney Holloway (Plainfield/Montini Catholic HS) ... off the court, she enjoys playing the piano and cooking and loves soccer ... currently enrolled in Notre Dame's unique First Year of Studies program ... some other Fighting Irish players who have worn No. 32 include Becca Bruszewski, Julie Henderson and Comalita Haysbert.



#23 MICHAELA MABREY

Hometown: Belmar, N.J.

High School: Manasquan

Guard

5-10

Fr.-HS

OVERVIEW: Multi-talented backcourt player with exceptional basketball IQ ... has tremendous range and efficiency with her three-point shot ... instinctive passer who sees the court well ... solid ball-handler with good feel for putting her teammates in position to succeed ... understands all the nuances of the game at both ends of the floor ... charismatic player that should be a tremendous fit in the Notre Dame system ... has potential to be an important part of Fighting Irish fortunes in 2012-13.

HIGH SCHOOL: Graduated from Manasquan High School in Manasquan, N.J., where she was coached by Felix Romero, after spending her freshman season at St. John Vianney High School in Holmdel, N.J. ... combined career per-game statistical averages (both schools) of 19.8 points and 4.9 assists ... scored 2,123 points in her prep career, ranking fourth all-time among players from the Shore Conference, and making her the first 2,000-point scorer from the Shore since 1993, when Christie Pearce (Rampone) reached that milestone for Point Pleasant Boro before electing to devote her energy full-time to soccer (Rampone has more than 250 caps with the U.S. Women's National Team, including four FIFA World Cup and four Olympic appearances, helping the Americans to the 1999 World Cup title and Olympic gold medals in 2004, 2008 and 2012) ... career per-game statistical averages in three seasons at Manasquan of 22.4 points, 8.2 rebounds and 4.9 assists ... led the Shore Conference in scoring as both a sophomore and junior ... as a senior in 2011-12, averaged 17.0 ppg., 6.2 rpg., 5.4 apg. and 2.8 spg., while leading Manasquan to a 32-2 record, a No. 17 national ranking in the final *USA Today* Super 25 poll, the New Jersey State Interscholastic Athletic Association (NJSIAA) Group III state title and the NJSIAA Tournament of Champions crown (across all groups/classes) ... became

one of only handful of New Jersey girls' players ever to win two Tournament of Champions titles at different schools ... had three 20-point outings in the state tournament and capped by a 26-point performance in the Tournament of Champions final against Gill St. Bernard's ... as a junior in 2010-11, averaged 23.4 ppg., 9.0 rpg., 5.9 apg. and 3.8 spg., while knocking down 42 three-pointers and .883 from the free throw line ... as sophomore in 2009-10, averaged 26.9 ppg., 9.5 rpg. and 3.4 apg. with .821 free throw percentage ... played her freshman season (2008-09) at St. John Vianney, averaging 12.0 ppg. and 5.0 apg., while helping team win NJSIAA Tournament of Champions ... also sparkled on the AAU circuit, playing for New Jersey Demons and coach Rich Leary ... program won four state-level AAU tournaments and finished second once in summer of 2011.

AWARDS/HONORS: 2012

McDonald's and Women's Basketball Coaches Association (WBCA) High School All-America selection ... finished second in Powerade Jam Fest Girls' 3-Point Shootout at McDonald's High School All-America Game in Chicago, narrowly losing in final, 17-16 ... 2012 Gatorade New Jersey High School Player of the Year ... 2012 ESPN Hoopgurlz Eastern All-Star Team ... two-time all-state selection (first team in 2012, second team in 2011) ... two-time all-metro (tri-state) first-team pick (2011, 2012) ... two-time *Coast Mar Offensive Player of the Year* (2011, 2012) ... was near-consensus player of the year selection in 2012 by *Newark Mar-Ledger*, MSG Varsity and *Asbury Park Press*, in addition to *Coast Mar* ... 2010 *Newark Mar-Ledger* Sophomore of the Year ... four-time all-region choice (2009-12) ... four-time all-conference selection (2009-12) ... made all-star teams at two AAU tournaments in summer of 2011 (U.S. Junior Nationals in Washington, D.C., and Lady Choz Festival), and was named to ESPN Hoopgurlz "Best of the

Summer 2011" ... ranked 20th by Blue Star Basketball ... ranked 33rd by ESPN Hoopgurlz ... ranked 36th by *All-Mar Girls Report* ... ranked 76th by *Collegiate Girls Jasketball Report*.


INTERNATIONAL COMPETITION:

Member of 2012 USA Basketball Under-18 National Team that went 5-0 and won the gold medal at the FIBA Americas U18 Championship in Gurabo, Puerto Rico ... appeared in all five games (started four times), averaging 12.8 points, 4.8 assists and 4.0 rebounds per game with .500 three-point percentage (16-of-32) and .489 overall field goal percentage (23-of-47) while scoring in double figures four times, including 14 points in gold-medal game against Brazil (3 3FG in 19-0 run that erased early 11-point deficit) ... led all players in the eight-team tournament in assists, assist-to-turnover ratio (2.67) and three-pointers per game (3.2) ... stamped name all over the USA Basketball U18 record books, setting new single-game record with 10 assists in win over the Dominican Republic, and tying another U.S. U18 record with an .833 three-point percentage (5-of-6) in victory over Colombia ... also tied second-best tournament-long assist average (4.8) and three-point percentage (.500) by a USA Basketball player.

PERSONAL DATA: Last name is pronounced MAY-bree ... daughter of Patti and Roy Mabrey ... second of five siblings ... older brother, Roy, is a stand-out sophomore basketball player at Saint Anselm College in Manchester, N.H. ... ninth New Jersey resident to join the Notre Dame women's basketball program, and first in nearly two decades (Fighting Irish All-America guard/Turnersville native Karen Robinson played from 1987-91, followed by Keyport product Audrey Gomez from 1991-93) ... talented cook (named Chef of the Month at her high school) ... currently enrolled in Notre Dame's unique First Year of Studies program ... some other Fighting Irish players who have worn No. 23 include Melissa Lechlitner and Stacy Fields, while current assistant coach Niele Ivey wore the number as a freshman (1996-97) and current junior guard Kayla McBride wore it during her first two seasons at Notre Dame (2010-12).

NOTRE DAME

FIGHTING IRISH



2012-13 WOMEN'S BASKETBALL

COACHING STAFF

Muffet McGraw is one of the legendary coaches in NCAA women's basketball history, having led Notre Dame to four NCAA Women's Final Fours, three NCAA national championship games and the 2001 NCAA title.



MUFFET MCGRAW

26th Season • 591-215 (.733)
31st Season Overall • 679-256 (.726)

Saint Joseph's (Pa.) '77

"If we searched for an entire year. I don't think we would find anyone better suited for our program."

With those words, former Notre Dame director of athletics **Gene Corrigan** announced the hiring of **Muffet McGraw** as the third head coach of the Fighting Irish women's basketball program on May 18, 1987. Corrigan may not have realized it at the time, but he also ushered in an era of unparalleled success in women's basketball at Notre Dame, brought to life on the shoulders of a 5-foot-6 dynamo who accepts nothing less than the very best from herself, her players and her program.

Ask anyone familiar with women's basketball about McGraw and her Notre Dame program and inevitably, you'll hear the same two words — consistency and excellence. And it's no wonder, when you consider what McGraw and the Fighting Irish have achieved in the past quarter-century:

- The 2001 NCAA national championship, defeating Purdue in the title game, 68-66. McGraw is one of only seven active Division I coaches to guide her team to a national title.
- Three trips to the NCAA Division I national championship game, including in the past two NCAA title contests (2011 and 2012). McGraw is one of just three active Division I coaches (and seven all-time) with at least three appearances in the NCAA national championship game.
- Four trips to the NCAA Women's Final Four (1997, 2001, 2011, 2012). McGraw is one of just five active Division I coaches (and eight all-time) to lead her team to four Women's Final Four appearances.
- 10 NCAA Sweet Sixteen trips, all in the past 16 seasons (1997-2012). The Fighting Irish are one of seven programs in the nation that can make that claim.
- Ranks eighth among active NCAA Division I coaches with 679 career wins (reaching the 600-win milestone on Jan. 19, 2010, at Louisville in her 839th game, at the time tying for 10th-fastest to 600 wins in Division I history) and 17th among active Division I coaches with a .726 all-time winning percentage.
- Ranks seventh among active NCAA Division I coaches with 24 20-win seasons, including 22 seasons at Notre Dame with 20-or-more victories, as well as 18 in the past 19 years (1993-2012). Notre Dame also has posted nine 25-win seasons and four 30-win campaigns in the past 16 years (1997-2012).
- 19 NCAA tournament appearances, including a current string of 17 consecutive NCAA tournament berths (the sixth-longest active run of consecutive appearances and eighth-longest streak at any time in NCAA tournament history). During this current streak (1996-2012), Notre

Dame has won at least one NCAA postseason game 15 times.

- 87 wins over ranked opponents, including 74 in the past 14 seasons alone (1998-2012). In addition, 30 of those wins have come against top-10 opponents, including nine against top-five teams and three against No. 1-ranked squads.
- 236 appearances in the Associated Press Top 25 poll (including an active school-record streak of 96 consecutive weeks in the AP poll entering the 2012-13 season). McGraw is ninth among active Division I coaches and 20th all-time in AP poll appearances (entering the 2012-13 season). Notre Dame also has spent 124 weeks ranked among the top 10 teams in the nation, all in the past 14 seasons (1997-2012).
- 14 top-four finishes in the BIG EAST Conference during Notre Dame's 17 years in that league (1995-96 through 2011-12). The Fighting Irish also have won two BIG EAST regular season titles under McGraw's tutelage, earning the conference hardware in 2012 and a share of the title in 2001.
- 16 consecutive top-20 recruiting classes, dating back to the incoming class of 1997 (and including the incoming class of 2012, ranked as high as No. 3 in the nation). Notre Dame is one of just three programs in the nation that owns an active streak of that length.
- Ranks second on the all-time wins list (regardless of sport) in the 125-year history of Fighting Irish athletics, trailing only former national champion men's/women's fencing coach Michael DeCicco (774-80 combined record from 1962-95).
- Far and away the winningest basketball coach (men's or women's) in school history, with noted men's skipper Digger Phelps second on that list (393 wins).
- A perfect 100-percent NCAA Graduation Success Rate (GSR) score in each of the past six years (2007-12). Notre Dame also is one of only four programs in the country to record a perfect GSR and play for the national title in the same season (something the Fighting Irish have done the past two years).

Add it all up and you have the framework for a Hall of Fame career. And, on June 11, 2011, that's exactly what McGraw became, as she officially was the first Notre Dame representative to be inducted into the Women's Basketball Hall of Fame, an accomplishment now immortalized with a banner hanging in Purcell Pavilion.

Still, with all of those accomplishments in hand, McGraw has shown no signs of slowing down any time soon. In July 2012, the veteran head coach signed a landmark 10-year contract extension

(believed to be among the longest contract agreements in NCAA women's basketball history) that will keep her patrolling the Fighting Irish sidelines through the 2021-22 campaign.

"For more than 25 years, Muffet has led our women's basketball program and represented this University with distinction," said **Rev. John I. Jenkins, C.S.C.**, Notre Dame's president. "Her teams have excelled on the court and in the classroom, and I am absolutely delighted that she will continue to lead the Irish for many more years."

"We are thrilled to be able to enter into a decade-long agreement with Muffet, who is not only the face of Notre Dame women's basketball, but increasingly, the face of women's basketball, given all that she's accomplished," said University vice president and director of athletics **Jack Swarbrick**. "She's taken this program to a place where it's annually in the conversation for the national championship, which is the model all coaches want to follow. She's also playing an important role in the game nationally, and her peers recognize those contributions, as well as the quality of her program here at Notre Dame. Off the court, she has created a program that has a lasting community identification and a special connection between the University and the city of South Bend, which is one of those unique points of intersection that universities have to be careful to build and maintain, and she's done that for us in a really remarkable way."

• • •

Under McGraw's guidance, the past 17 seasons (1995-96 to 2011-12) have been the most successful in Notre Dame's history. Since joining the BIG EAST prior to that '95-96 season, the Fighting Irish have compiled an impressive 431-135 (.761) record, including a sparkling 216-64 (.771) regular-season mark in conference play, the second-best winning percentage in BIG EAST history. Notre Dame also has averaged more than 25 victories per year during that span, with four 30-win seasons and nine 25-win campaigns to its credit. The Fighting Irish have won at least one NCAA Tournament game 15 times in the past 17 years, advancing to the Sweet Sixteen 10 times, the Final Four four times (1997, 2001, 2011, 2012), the NCAA national championship game three times (2001, 2011 and 2012) and winning the 2001 NCAA title.

• • •

To be sure, the night of April 1, 2001 is one McGraw and the Fighting Irish faithful will never forget. On that memorable Sunday evening in St. Louis, Notre Dame defeated Purdue, 68-66 as McGraw's 14th Fighting Irish team won the school's first NCAA women's basketball championship. It was the second Final Four appearance in five years for McGraw's troops, who became the only NCAA champion to erase double-figure deficits in both of its Final Four contests. Having coached the Fighting Irish to their best ever regular-season record at 26-1 and a (then) school-record 34 wins (the second 30-win campaign in school history), and having guided Notre Dame to its best record (34-2) and season winning percentage (.944), McGraw earned numerous national awards for her efforts. For the first time in her career, she won national coach-of-the-year honors from the WBCA, *Sports Illustrated* for Women and Associated Press, as well as the Atlanta Tipoff Club, which named her the Naismith Women's College Coach of the Year. **Ruth Riley** joined McGraw for the latter two honors, earning AP and Naismith player-of-the-year laurels.

Riley also was recognized as the nation's top student-athlete when she was named the CoSIDA Academic All-America® Team Member of the Year.

In addition, the New York Athletic Club honored McGraw with the 2001 Winged Foot Award, which is presented annually to the coach of the NCAA champion. She also was selected as the WBCA District I Coach of the Year and was voted the BIG EAST Coach of the Year for the first time. The latter award gave McGraw a unique distinction — she has earned coach-of-the-year honors in all four conferences with which she has been associated during her head coaching tenure (the East Coast Conference, North Star Conference, Midwestern Collegiate Conference and BIG EAST).

• • •

McGraw has led the Fighting Irish to all 19 of their NCAA Tournament appearances, the first coming in 1992 and the second in 1994. Yet, Notre Dame's first NCAA Tournament win didn't come until after it joined the BIG EAST Conference in 1996 when, as the 12th seed in the Midwest region, the Fighting Irish stunned fifth-seeded and 15th-ranked Purdue, 73-60, in Lubbock, Texas. The success of that 1995-96 campaign and a 23-8 record earned McGraw national recognition as well, as she was named the WBCA District II Coach of the Year.

One season later, McGraw and the Fighting Irish made an even bigger national statement, going all

the way to the Final Four. Notre Dame compiled a gaudy 31-7 record (at the time the most wins in school history) and the first 30-win season in the program's history. Also, for the first time ever, the Fighting Irish were ranked in both the Associated Press and ESPN/USA Today polls from the preseason until the end of the year. Notre Dame earned its first-ever top 10 ranking at the end of November and achieved all-time high finishes in both final polls, finishing fifth in the ESPN/USA Today rankings and 15th in the AP poll.

McGraw and the Fighting Irish got to the 1997 NCAA Final Four the hard way, beating three consecutive ranked opponents on the road. In its NCAA first-round game in Austin, Texas, Notre Dame cruised to a 93-62 victory over Memphis. Its second round contest matched the Irish up with Texas. Undaunted by the hostile Longhorn crowd, Notre Dame pulled off an 86-83 upset of its 14th-ranked hosts.

Making their first-ever Sweet Sixteen appearance, the Fighting Irish erased a nine-point halftime deficit and went on to defeat eighth-ranked Alabama, 87-71 in Columbia, S.C. Notre Dame then claimed the East Regional championship and booked its first trip to the Final Four with a 62-52 win over No. 22 George Washington. An 80-66 loss to eventual national champion Tennessee couldn't dampen what remains a defining season in the program's history.

• • •

The 1997-98 campaign was expected to be a transition year as the Fighting Irish lost four starters from that first Final Four team. However, it turned out to be perhaps the best coaching effort of McGraw's career, punctuated by one of the most stunning upsets of the 1998 NCAA Tournament when Notre Dame beat sixth-ranked and top-seeded Texas Tech in the second round of the Midwest Regional before a stunned Lady Raider crowd at Lubbock Municipal Coliseum. That win propelled McGraw's team into the Sweet Sixteen for the second year in a row, resulted in a final ranking of 17th in the ESPN/USA Today poll and made McGraw a finalist for the Naismith Coach of the Year award.

During the 1998-99 season, McGraw's charges posted an impressive 26-5 mark and spent a (then) school-record 16 consecutive weeks ranked in the top 10. Notre Dame was undefeated (8-0) against non-conference opponents, registering wins at home against UCLA (99-82) and Duke (84-57), both of whom were ranked sixth at tipoff.

The accomplishments of the Notre Dame program in '98-'99 made McGraw a finalist for the Naismith Award for the second consecutive season. In addition, Riley became the first player to earn first-team AP All-America honors. Riley also was a first-team CoSIDA Academic All-America® honoree, the fourth player in the history of the program to earn Academic All-America® accolades.

MUFFET MCGRAW'S COACHING HISTORY

Year	School	Record	Pct.	Honors
1982-83	Lehigh	14-9	.609	East Coast Conference Coach of the Year
1983-84	Lehigh	13-9	.591	
1984-85	Lehigh	20-8	.714	
1985-86	Lehigh	24-4	.857	
1986-87	Lehigh	17-11	.607	
5-year Lehigh total		88-41	.683	
1987-88	Notre Dame	20-8	.714	North Star Conference Coach of the Year
1988-89	Notre Dame	21-11	.656	MCC Regular Season/Tournament Champion, NWIT Tournament
1989-90	Notre Dame	23-6	.793	MCC Regular Season/Tournament Champion
1990-91	Notre Dame	23-9	.719	MCC Regular Season/Tournament Champion, NWIT Tournament, MCC Coach of the Year
1991-92	Notre Dame	14-17	.451	MCC Tournament Champion, NCAA First Round
1992-93	Notre Dame	15-12	.556	
1993-94	Notre Dame	22-7	.786	MCC Regular Season/Tournament Champion, NCAA First Round
1994-95	Notre Dame	21-10	.677	MCC Regular Season Champion, NWIT Tournament
1995-96	Notre Dame	23-8	.742	NCAA Second Round, WBCA District II Coach of the Year (National Coach of the Year Finalist)
1996-97	Notre Dame	31-7	.816	NCAA Final Four (National Semifinalist) , East Regional Champion
1997-98	Notre Dame	22-10	.688	NCAA Sweet Sixteen
1998-99	Notre Dame	26-5	.839	NCAA Second Round
1999-2000	Notre Dame	27-5	.844	NCAA Sweet Sixteen
2000-01	Notre Dame	34-2	.945	NCAA NATIONAL CHAMPION , Midwest Regional Champion, BIG EAST Regular-Season Co-Champion, Naismith Coach of the Year, Associated Press Coach of the Year, WBCA National Coach of the Year, WBCA District I Coach of the Year, BIG EAST Coach of the Year
2001-02	Notre Dame	20-10	.667	NCAA Second Round
2002-03	Notre Dame	21-11	.656	NCAA Sweet Sixteen
2003-04	Notre Dame	21-11	.656	NCAA Sweet Sixteen
2004-05	Notre Dame	27-6	.818	NCAA Second Round
2005-06	Notre Dame	18-12	.600	NCAA First Round
2006-07	Notre Dame	20-12	.625	NCAA Second Round
2007-08	Notre Dame	25-9	.735	NCAA Sweet Sixteen
2008-09	Notre Dame	22-9	.710	NCAA First Round
2009-10	Notre Dame	29-6	.829	NCAA Sweet Sixteen
2010-11	Notre Dame	31-8	.795	NCAA Final Four (National Finalist) , Dayton Regional Champion
2011-12	Notre Dame	35-4	.897	NCAA Final Four (National Finalist) , Raleigh Regional Champion, BIG EAST Regular-Season Champion, WBCA Region I Coach of the Year (National Coach of the Year Finalist)
25-year Notre Dame total		591-215	.733	19 NCAA Tournaments, 10 NCAA Sweet Sixteens, 4 NCAA Final Fours, 3 NCAA Finals, 1 NCAA Title
30-year career total		679-256	.726	8th among active D-I coaches for total wins, 17th for winning percentage, 7th for 20-win seasons

THE MCGRAW FILE

PERSONAL

Birthday	December 5, 1955
Hometown	West Chester, Pa.
Family	Husband, Matt Son, Murphy (22)

EDUCATION

High School	Bishop Shanahan High School
College	Saint Joseph's University (Pa.) B.S. in sociology, 1977

PLAYING EXPERIENCE

Saint Joseph's University (Pa.).....	1973-77
California Dreams (WBL).....	1979

COACHING EXPERIENCE

Head Coach	1977-79
Archbishop Carroll High School (Radnor, Pa.)	
Assistant Coach	1980-82
Saint Joseph's University (Pa.)	
Head Coach	1982-87
Lehigh University	
Head Coach	1987-present
University of Notre Dame	

COACHING HONORS

Women's Basketball Hall of Fame.....	2011
National Coach of the Year.....	2001
Naismith, Associated Press, WBCA, Sports Illustrated for Women	
WBCA District Coach of the Year	
District II.....	1996
District/Region I.....	2001, 2012
Conference Coach of the Year	
East Coast Conference.....	1983
North Star Conference.....	1988
Midwestern Collegiate Conference.....	1991
BIG EAST Conference.....	2001
N.Y. Athletic Club Winged Foot Award.....	2001
Gold Medalist, U.S. Olympic Festival (Assistant Coach, South Team)	
Philadelphia Big Five Hall of Fame.....	1990
Saint Joseph's Athletics Hall of Fame.....	2002
Saint Joseph's WBB Hall of Fame.....	1986
WBCA Carol Eckman Award.....	2009
Notre Dame Honorary Alumna.....	1997
(presented by ND Monogram Club)	

COACHING HIGHLIGHTS

NCAA National Championships.....	1 (2001)
NCAA National Championship Games.....	3 (2001, 2011, 2012)
NCAA Final Four berths.....	4 (1997, 2001, 2011, 2012)
NCAA Sweet Sixteen appearances.....	10
(1997, 1998, 2000, 2001, 2003, 2004, 2008, 2010, 2011, 2012)	
NCAA Tournament bids.....	19 (1992, 1994, 1996-2012)
NIT Tournament bids.....	3 (1989, 1991, 1995)

PROFESSIONAL AFFILIATIONS (* - current)

*Women's Basketball Coaches Association	
NCAA D-I Women's Basketball Issues Committee (chair)	
WBCA Board of Directors (Division I Legislative Chair)	
WBCA Special Committee on Recruiting & Access	
U.S. Commission for Opportunity in Athletics	
USA Basketball Women's Collegiate Committee	

The 1999-2000 campaign continued Notre Dame's rise up the national ladder, as the Fighting Irish duplicated their record-setting accomplishment of the 1998-99 campaign, finishing with, at the time, the best winning percentage in school history (.844) en route to a 27-5 campaign and return to the NCAA Sweet Sixteen. Notre Dame spent all but two weeks in the top 10 of the AP poll and held down the No. 5 ranking (then an all-time high) for seven of the 18 weeks.

That would all set the stage for the memorable events of 2000-01 and Notre Dame's ascension into the ranks of college basketball's elite programs.

To understand the competitive fire that has fueled much of McGraw's success, you have to go back to her playing days. A four-year starter at Saint Joseph's University in Philadelphia, Pa., she captained the 1976-77 Hawk team that finished 23-5 and was ranked third nationally. In four seasons at SJU, McGraw helped her team compile a 59-12 mark, while participating in the regional Eastern Association for Intercollegiate Athletics for Women (EAIW) tournament once and the national AIAW tourney once.

She received her bachelor's degree in sociology from SJU in 1977. Following graduation, she coached for two seasons at Philadelphia's Archbishop Carroll High School where she guided her teams to a 50-3 record, including a 28-0 mark during her second year. In that '78-'79 season, she led her squad to the Catholic League title and was named coach of the year for the Philadelphia Catholic League.

McGraw then played point guard for one year with the California Dreams in the Women's Professional Basketball League (WBL). She returned to her alma mater in 1980, serving as an assistant coach for two seasons under **Jim Foster** (now the head coach at Ohio State).

In 1982, McGraw was named head coach at Lehigh University, leading that school to unprecedented success. Her teams were 88-41 (.683) during her five-year tenure. She was named East Coast Conference Coach of the Year following her first season with the Engineers (as they were then known) in 1982-83. Her '84-'85 and '85-'86 teams posted back-to-back 20-win seasons, finishing 20-8 and 24-4, respectively. The latter squad won the most games in women's basketball history at the school, while claiming both the ECC regular-season and tournament titles.

In her first season at Notre Dame (1987-88), McGraw took a team which finished 12-15 the previous year and guided that squad to a 20-8 mark, including the program's first-ever win over a ranked opponent (78-66 at No. 17 Duke) as she was named North Star Conference Coach of the Year.

The following year, McGraw and the Fighting Irish moved into the Midwestern Collegiate Conference (MCC) — now known as the Horizon League — and set about establishing a standard of excellence in that conference that has yet to be duplicated.

In seven years as a member of the MCC, Notre Dame won five regular season and tournament championships, including four consecutive tournament crowns from 1989-92. McGraw's teams never finished lower than second in the regular season standings and advanced to the semifinals of the conference tournament all but once. Notre Dame wound up com-

pling an 87-15 (.853) record in MCC regular-season games and was 13-2 (.867) in tournament play.

While her teams' successes in the MCC were impressive, McGraw and the Fighting Irish had their sights set on bigger goals. The first of those aims was achieved on Dec. 28, 1990, when Notre Dame announced its presence on the national basketball scene with a historic 71-66 win over No. 11 Louisiana Tech in the first round of the Texaco-Hawk Classic in McGraw's hometown of Philadelphia. The next evening, the Fighting Irish upended McGraw's alma mater, Saint Joseph's (Pa.), 72-53, in the championship game, causing Hall of Fame sportswriter **Mel Greenberg** to note in the *Philadelphia Inquirer* the following day, "They were the kind of wins that get a team noticed on the national level."

Those words proved prophetic only days later when, on Dec. 31, 1990, the Fighting Irish women's basketball program earned the school's first national ranking. Notre Dame entered the Associated Press poll at No. 25 and remained in both the AP and *USA Today* polls for the next nine weeks, climbing as high as 19th in the AP and 18th in the *USA Today* poll.

The next important step in the growth of Notre Dame women's basketball under McGraw's tutelage came in 1992, when the Fighting Irish, despite a 14-17 mark (the only losing season McGraw has experienced during her 30-year head coaching tenure), rallied to win the MCC Tournament with a 59-54 upset of top-seeded Xavier in the championship finale. The win earned Notre Dame its first-ever berth in the coveted NCAA Tournament field via the league's automatic bid.

Two years later, the Fighting Irish was back in the NCAA Tournament, once again earning the MCC's automatic bid. This time, Notre Dame garnered additional respect from the NCAA Selection Committee, picking up a home game in the first round against Minnesota. However, the plucky Gophers pulled out a tough 81-76 decision at the Joyce Center, abruptly ending the season for the Fighting Irish. Still, the lessons McGraw and her charges learned in those first two NCAA Tournament appearances would prove invaluable — since that time, Notre Dame has won at least once in all but two of the 17 NCAA Tournaments it has played in (1996-2012), posting a 37-18 (.673) record in NCAA postseason play that ranks among the top 10 in NCAA Tournament history.

Throughout her storied coaching career, success for McGraw has meant developing great players. Riley, the 2001 BIG EAST Player of the Year, became the third Notre Dame player to earn AP All-America honors when she was named in '99 to the third team. Riley, who was a unanimous first-team all-BIG EAST selection in 2000 and was the '99 BIG EAST Defensive Player of the Year, also earned WBCA honorable mention All-America honors. She also was a member of the '99 U.S. World University Games team and proudly represented her country as a member of the gold medal-winning 2004 U.S. Olympic Team.

Besides Riley, two players whose names are forever linked to elevating the Notre Dame program to national prominence are '97 graduates **Beth Morgan** (now Beth Cunningham and in her first year an associate coach on McGraw's staff) and **Katryna Gaither**. The two-time Kodak (now State Farm Coaches') and AP honorable mention All-Americans both scored more than 2,000 points during their careers, becoming the first two players from the same team in NCAA

history (male or female) to reach that milestone. They rank one-two, respectively, on the Fighting Irish career scoring list, while Gaither also stands as the school's second all-time leading rebounder behind Riley. Both players went on to careers at the professional level with the now-defunct American Basketball League (ABL) and the Women's National Basketball Association (WNBA).

The trio of Riley, Morgan and Gaither highlight an impressive list of 13 Fighting Irish players who have garnered All-America honors during McGraw's career. That list includes 2011-12 consensus first-team All-America guard (and returning senior) **Skylar Diggins**. McGraw also has worked with seven players who have been selected for USA Basketball National Teams, with those players going on to win a total of 13 medals (highlighted by Riley's gold with the '04 U.S. Olympic Team and the trio of golds collected by Diggins since her arrival at Notre Dame, most recently with the 2012 USA Basketball 3x3 World Championship Team). In addition, McGraw has coached 24 players who have earned all-conference recognition a total of 54 times, including 18 first-team picks who have been chosen a total of 33 times, and has helped shape several other national award winners, namely two Frances Pomeroy Naismith award recipients (**Niele Ivey** in 2001, **Megan Duffy** in 2006), the 2012 Nancy Lieberman Award honoree (**Diggins**) and 2002 United States Basketball Writers Association (USBWA) National Freshman of the Year **Jacqueline Batteast**.

• • •

Another sign of McGraw's success has been her ability to prepare her players for the next level. No less than 24 Notre Dame cagers have gone on to play professionally (domestically or overseas), including nine who either have been drafted or signed as free agents with WNBA teams.

The past 11 years have seen the greatest influx of Fighting Irish talent into the WNBA, with seven Notre Dame players having been selected in the league's annual draft since 2001. Four of those players — Riley, Ivey, **Kelley Siemon** and **Erica Hane** — were starters on the '01 Fighting Irish NCAA championship team, and seven of the recent Fighting Irish WNBA draftees (Riley, Ivey, Batteast, Duffy, **Charel Allen**, **Natalie Novosel** and **Devereaux Peters**) earned All-America status during their careers at Notre Dame.

Perhaps no former Fighting Irish player has achieved greater success at the professional level than Riley. Less than a month after being named the 2001 NCAA Final Four Most Outstanding Player, Riley was taken with the fifth overall pick in the WNBA Draft by the Miami Sol, where she spent her first two pro seasons. When the Sol folded in 2003, she was the No. 1 overall pick in the WNBA dispersal draft by the Detroit Shock, quickly becoming a crowd favorite in the Motor City.

With Riley in the starting lineup, Detroit rolled to the league title with a storied "worst-to-first" finish in '03, and Riley herself was named the WNBA Finals MVP, becoming the only player in women's basketball history to earn Finals MVP honors at both the NCAA and WNBA levels. She also is one of only eight players in women's basketball lore to earn championships in NCAA, WNBA and Olympic competition. Riley came back to earn a second WNBA title with Detroit in 2006, before being traded to the San Antonio Silver Stars in 2007. Once she arrived in the Alamo City, Riley helped the Silver Stars to

five consecutive playoff appearances, including the franchise's first trip to the WNBA Finals in 2008, before departing in 2012 for her current assignment with the Chicago Sky.

Ivey was another important cog in the 2001 national championship machine for Notre Dame, and she translated that into an extensive playing career on the professional circuit. A second-round pick of the Indiana Fever in the '01 WNBA Draft, Ivey spent four seasons with the club, helping pilot the Fever to their first-ever playoff berth in 2002. She also spent time as a free-agent signing with the Detroit Shock and Phoenix Mercury in 2005 before retiring to begin her coaching career, which has led her back to her alma mater, where she is in her sixth season working with the next generation of Notre Dame point guards.

In four of the past seven years, the Fighting Irish have had five more All-Americans selected in the WNBA Draft. Batteast was a second-round pick (17th overall) by the Minnesota Lynx in 2005 before being traded to Detroit for the 2006 campaign and winning a WNBA title alongside Riley. A year later, the Lynx once again dipped into the Notre Dame talent pool, choosing Duffy in the third round (31st overall pick), with Duffy spending two years with the Lynx before signing with the New York Liberty as a free agent in 2008 and helping that team make the WNBA's Eastern Conference finals.

In 2008, Allen took her game to the next level, as the high-scoring guard was chosen in the third round (43rd overall pick) of the WNBA Draft by the Sacramento Monarchs. She went on to contribute to the Monarchs' run to the WNBA's Western Conference playoffs, where they fell in three hard-fought games to Riley's San Antonio club.

Two more McGraw pupils were selected in the first round of the 2012 WNBA Draft, as Peters was chosen third overall by the defending league champion Minnesota Lynx, and Novosel went eighth overall to the Washington Mystics. It not only marked the first time in program history Notre Dame had two first-round WNBA Draft picks in the same year, but Peters' No. 3 overall selection made her the highest-drafted player in school history (and its first-ever WNBA Draft lottery pick).

• • •

McGraw's teams also have been stellar in the classroom. Since she arrived at Notre Dame in 1987, every women's basketball player who completed her athletic and academic eligibility at the University has graduated. Additionally, two Fighting Irish players — Riley and Duffy — have been named CoSIDA First-team Academic All-Americans® with Riley twice earning that honor and going on to be named to the 2001 Academic All-America® Team Member of the Year (for all sports, besting such notables as Duke men's basketball player **Shane Battier** [now with the NBA's Miami Heat] and Purdue football player **Drew Brees** [now with the NFL's New Orleans Saints]), in addition to earning the NCAA Top VIII Award and an NCAA postgraduate scholarship.

• • •

McGraw's knack for developing talent also extends to the coaching ranks. No less than 13 of her former players and/or assistant coaches currently are serving as coaches at either the high school or college level. In addition, four of her former pupils are presently NCAA Division I head coaches: **Bill Fennelly**, another former aide who is piloting Iowa State; **Kevin McGuff**, a Notre Dame assistant for six seasons who now is the head coach at Washington;

RECORD BREAKDOWN

Overall	679-256 (.726)
Record at Notre Dame	591-215 (.733)
Conference	310-82 (.791)
BIG EAST	216-64 (.771)
Midwestern Collegiate	87-15 (.853)
North Star	7-3 (.700)
Non-Conference	281-133 (.679)
Home	292-56 (.839)
Road	218-120 (.645)
Neutral	81-39 (.675)

MOST CAREER WINS AT NOTRE DAME (MEN'S/WOMEN'S BASKETBALL)

Muffet McGraw (1987-present)	591
Digger Phelps (1971-91)	393
George Keogan (1923-43)	327
Mike Brey (2000-present)	260
John Jordan (1951-64)	199

BEST WINNING PERCENTAGE AT NOTRE DAME (MEN'S/WOMEN'S BASKETBALL - min. 5 yrs.)

Bertram G. Maris (1907-12)	794 (78-20)
George Keogan (1923-43)	771 (327-97-1)
Muffet McGraw (1987-present)	733 (591-215)
Jesse C. Harper (1913-18)	686 (44-20)
Moose Krause (1944, 1946-51)	671 (98-48)

McGraw's MILESTONE WINS AT NOTRE DAME

No. 1	Nov. 28, 1987 (67-61 at Loyola (Ill.))
No. 100	March 13, 1992 (85-44 vs. Detroit)
No. 116*	March 6, 1993 (74-62 vs. Evansville)
No. 200	Jan. 29, 1997 (72-71 at Miami (Fla.))
No. 300	Dec. 31, 2000 (80-40 vs. Rice)
No. 394**	Dec. 19, 2004 (50-47 at Marquette)
No. 400	Jan. 23, 2005 (63-47 vs. Rutgers)
No. 500	Nov. 26, 2009 (84-79 vs. San Diego State)
No. 512***	Jan. 19, 2010 (78-60 at Louisville)

* - took over career WBB wins record at Notre Dame

** - passed Digger Phelps as winningest ND basketball coach

*** - 600th overall victory (512th at Notre Dame)

COACHING ACCOMPLISHMENTS

- One U.S. Olympic gold medalist
- Seven USA Basketball National Team players (won total of 13 medals, including eight golds)
- 13 All-Americans
- Two CoSIDA Academic All-America® selections
- One National Player of the Year
- One National Freshman of the Year
- Four Conference Players of the Year
- 24 All-Conference players (total of 54 selections), including 18 first-team picks (total of 33 selections)
- Three Conference Rookies of the Year
- 21 Conference All-Freshman/Rookie Team choices
- 23 Conference Player of the Week winners (total of 60 selections)
- 15 BIG EAST Freshman/Rookie of the Week picks (total of 33 selections)
- Developed 24 players who have been taken in WNBA Draft, or who have signed professional contracts as free agents domestically or overseas
- Trained 13 former players/assistants who are currently coaching at the college or high school level (including four NCAA Division I head coaches)

THE MCGRAW COACHING TREE

Former players/assistants and their current roles in basketball

Ashley Barlow	Assistant Coach, IU/PUI
Three-time all-BIG EAST choice at ND (2006-10); Member of 2008 and 2010 NCAA Sweet 16 teams	
Jacqueline Batteast	Assistant Coach, South Bend Washington High School
Two-time All-American at ND (2001-05); Member of 2003 and 2004 NCAA Sweet 16 teams	
Beth (Morgan) Cunningham	Associate Coach, Notre Dame
Megan Dame's all-time leading scorer and a two-time All-American (1996-97)	
Megan Duffy	Associate Head Coach, George Washington
Three-time all-BIG EAST pick at ND (2002-06); Member of 2003 and 2004 NCAA Sweet 16 teams	
Bill Fennelly	Head Coach, Iowa State
Assistant Coach at Notre Dame (1987-88)	
Ericka Haney	Head Coach, Pine Crest School (Fla.)
Starter in 2001 NCAA Championship team; 2002 team captain	
Niele Ivey	Assistant Coach/Recruiting Coordinator, Notre Dame
Third-team All-American/starter on 2001 NCAA Championship team; Assistant Coach at ND since 2007	
Kevin McGuff	Head Coach, Washington
Assistant Coach at Notre Dame (1996-2002); Member of 2001 NCAA Championship team staff	
Carol Owens	Associate Head Coach, Notre Dame
On staff at Notre Dame (1995-2005; 2010-present); Member of 2001 NCAA Championship team staff	
Lindsay Schrader	Assistant Coach, Loyola (Ill.)
2010 honorable mention All-American at ND (2005-10); Member of 2008 and 2010 NCAA Sweet 16 teams	
Jonathan Tsipis	Head Coach, George Washington
Assistant/Associate Coach at ND (2003-12); Member of 2011 and 2012 NCAA National Finalist team staffs	
Coque Washington	Head Coach, Penn State
Co-captain on two of McGraw's teams (1991-93); Assistant/Associate Coach at Notre Dame (1999-2007)	
Erica Williamson	Director of Operations, George Washington
Played in 130 games during ND career (2006-10); Member of 2008 and 2010 NCAA Sweet 16 teams	

Jonathan Tsipis, a Fighting Irish assistant for nine years who is in his first season as head coach at George Washington, and **Coque Washington**, a 1991 Notre Dame graduate and eight-year veteran on McGraw's staff who now is in charge at Penn State. McGuff, Washington, and current Fighting Irish associate head coach **Carol Owens** comprised McGraw's assistant coaching staff on Notre Dame's 2001 NCAA national championship squad, while McGuff and Owens also were on McGraw's staff for Notre Dame's run to the 1997 NCAA Final Four (with a roster that included two of McGraw's current assistants — Beth (Morgan) Cunningham and Niele Ivey).

• • •

On a national level, McGraw has been widely regarded as a champion for student-athletes. In June

2002, she accepted an invitation from U.S. Secretary of Education **Rod Paige** to join the Commission on Opportunity in Athletics. Created 30 years after the passage of the Title IX anti-discrimination law, the 15-member panel examined ways to strengthen enforcement and expand opportunities to ensure fairness for all college athletes. McGraw was the only women's basketball coach on the Commission, which also included former WNBA great **Cynthia Cooper-Dyke**, former U.S. National Soccer Team captain **Julie Foudy** and two-time Olympic gold medalist **Donna DeVarona**.

In the summer of 2004, McGraw served with the WBCA's Special Committee on Recruiting and Access, which helped create numerous proposals to the NCAA that clarified and strengthened national

recruiting guidelines. McGraw's work on that committee led to her selection in 2005 as a member of the WBCA's Board of Directors, serving as the Division I Legislative Chair for that body through June 2011. Her efforts to preserve and improve the status of college athletics were recognized by the WBCA in 2009, when she was chosen to receive the prestigious Carol Eckman Award, which goes annually to an active WBCA coach who exemplifies Eckman's spirit, integrity and character through sportsmanship, commitment to the student-athlete, honesty, ethical behavior, courage and dedication to purpose.

In the summer of 2011, McGraw took on her latest challenge, stepping in for a one-year term as chair of the NCAA Division I Women's Basketball Issues Committee. In that role (which she completed in September 2012), McGraw supervised a group that ensured appropriate oversight of women's basketball is maintained. The committee also placed a special emphasis on recruiting activities, development and public perception, and made numerous recommendations on policy issues unrelated to legislative and playing rule changes.

• • •

On top of her tireless work at Notre Dame, McGraw often is in demand as a featured speaker at various camps, luncheons and other fundraisers around the country. For several years, she has been a co-chair for the annual "Run, Jane, Run" golf tournament in South Bend, which benefits local chapters of the YWCA. McGraw also has been at the forefront of numerous charitable events in the South Bend area, from book drives for area school children and donations to local food pantries, to silent auctions and receptions that benefit cancer charities.

In addition, McGraw had her first book published in 2003, teaming with Bradley University professor **Paul Gulliford** to pen *Coaching Success: Muffet McGraw's Formula for Winning — In Sports and In Life*.

Besides basketball, she has cultivated a passion for golf, sporting a 15-handicap. In fact, one of her favorite moments off the hardwood came just two months after winning the 2001 national championship, when she stepped to the fourth tee at Notre Dame's Warren Golf Course and promptly drained her first hole-in-one.

Born Dec. 5, 1955, in Pottsville, Pa., and raised in nearby West Chester, McGraw remains one of the predominant women's basketball figures ever to come from the Philadelphia metro area. In 1986, she was inducted into the Saint Joseph's University Women's Basketball Hall of Fame, followed by her enshrinement into the Philadelphia Big Five Women's Hall of Fame in 1989. In November 2002, McGraw's alma mater came calling once again, inducting her into the SIU Athletics Hall of Fame.

McGraw's accomplishments also have not been overlooked by her current employer. In 1997, she was named an honorary alumna by the Notre Dame Alumni Association and received an honorary monogram from the Notre Dame Monogram Club.

McGraw is devoted to maintaining a strong family as well. She and her husband, **Matt**, celebrated their 35th wedding anniversary in 2012, and they have a 22-year-old son, **Murphy**, who graduated from Indiana University in 2012. The McGraws live in Granger, Ind.



Head coach Muffet McGraw, her husband Matt, and son Murphy.

On reaching the past two NCAA national championship games ...

"It's a remarkable accomplishment to get to one championship game, let alone to do it in back-to-back seasons like we have been able to do. That says a lot about the character, the dedication and the work ethic of those teams, putting the success of the whole ahead of their own individual achievements. Everyone was able to find that little something extra that helped the team win and that's what makes it so special. Each group had their own unique qualities, but the goals they set were similar and the ties that bound them together such as chemistry, unselfishness and the desire to improve — that's what I'll remember most about the past two years."

On this year's Fighting Irish ...

"It's hard to replace what those four seniors — Devereaux (Peters), Natalie (Novosel), Brittany (Mallory) and Fraderica (Miller) — brought to our program, not just from their talents on the floor, but also the intangibles. They were all such great leaders, from the way they conducted themselves on a daily basis, to the way they taught the younger players what it means to be part of this program and this University."

"That's the challenge with this year's team. You know Skylar (Diggins) is going to be a leader for us, just as she's been during her career. But I think it's also going to be important for our veteran players to take a key role in leading and teaching the younger players and getting them up to speed. We're going to be a young team this year, with many players in new roles, and how quickly they're able to settle in to those roles and develop will be an important factor in our success."

On how her coaching style has developed through the years ...

"I think that it is important for me to develop our staff and help them become head coaches, and one of the best ways you can do that by getting out and talking with the different people who have different philosophies. You have to create your own philosophy and the only way you are going to do that is to be open to what other people are doing. That's why (assistant coach) Niele (Ivey) has spent time watching men's coaches like Tom Izzo (Michigan State), Jamie Dixon (Pittsburgh) and Brad Stevens (Butler)."

"I like watching how other coaches work. It doesn't really matter what sport — it's really interesting to look at the dynamics and the attitude and just how they treat their team, how they treat their staff and how they coach their teams. All of the leadership and the motivation are the same no matter what sport you are in."

On the chemistry of her coaching staff ...

"Chemistry is important in every area of the game and that trickles down to the team. The players all see how well we get along and I think that helps them. They know that there is no confusion. You can't run to Mom to complain about Dad. I think that we are a really united group. We like to spend time together on and off the court. Our meetings are fun we enjoy being together and we work extremely hard. We just fit well together."

"We all have different strengths and everyone is able to fully utilize what his or her strengths are. They (the other coaches) are extremely talented and I like to give them freedom. They work well on their own

with their particular position groups when they are in the gym. I also think they are good enough to be head coaches one day, and I try to give them the challenges they will see as a head coach. They have a chance to really use their skill sets."

"When you have people as talented as I have on my staff, I think that's the way to go because they really have accomplished a lot. We are a very veteran group, we are very experienced and everyone on the staff has a sense of urgency. They are incredibly organized and just do their job extremely well."

On her scheduling philosophy ...

"We always want to challenge the team, with the thinking that if you want to play at the highest level, you have to play the good teams. You have to find out where you are and we are doing that early. Now this season is going to be especially challenging for us, starting with games against Baylor, Ohio State and UCLA all within the first month of the season."

"That's always been key for us. We could line the schedule with teams we could beat and have a really nice record, or we can go out and challenge ourselves with some games on the road and play some of the top teams in the nation. That is what we want to do because we want to prepare ourselves for the NCAA Tournament. First, we want to prepare ourselves for the BIG EAST, which is going to be incredibly challenging, and that is what our preseason is set up to do. Then the BIG EAST (schedule) will prepare us for the NCAA Tournament."

On signing a contract extension to keep her as the head coach at Notre Dame through 2021-22 ...

"From my first day on campus, I felt like this was home. I love what Notre Dame stands for and I love what they teach, and I have always wanted to be part of a program that was bigger than basketball and to be at a university that has the respect and the academic excellence and the striving for excellence in everything they do. I am so proud to be a part of it."

"When I look at the 25 years that I have been here, I think I have been so blessed to have so many players that I still keep in contact with and that still come back. I look back and I think that I must be the luckiest person in the world to be doing a job that I love at a place that I love and continuing to be able to look back and appreciate the people — whether they be players, assistant coaches or support staff — that have helped me along the way."

"To be in Knoxville at the Hall of Fame (for her induction in June 2011) and having so many people there to share it with me is what made it so special. It is not something that you look at as an individual award, but something that's a product of so many people. It's all about teamwork, starting with [my husband] Matt. I could not have done anything I do without him, and he has really made it possible for me to give 100 percent of my efforts to Notre Dame."

"This has been an amazing experience and I don't think I could have ever dreamed that it could be as fulfilling and great as it has been. I still pinch myself sometimes, when I'm out walking across campus near the Golden Dome, I hear the band playing and I just think — I am living a dream."

"Muffet McGraw has a great winning attitude and has a complete understanding of how to communicate her concepts to her players. She is absolutely a brilliant tactician and does everything with class. She represents the Fighting Irish and the Golden Dome in a very special way."

— Dick Vitale

ESPN college basketball analyst
2008 Naismith Basketball Hall of Fame inductee

"I have been fortunate enough to watch Muffet work up close for the past 11 years and have been simply amazed. She is an educator and the kind of person you would want your daughter to play for."

— Mike Brey

Notre Dame men's basketball head coach

"My four years at Notre Dame were indeed life-shaping. From heart-breaking losses to the ultimate level of success, I learned how to handle pressure, what it takes to be a leader and how to balance my faith, family, academics and basketball. I will forever be grateful to Coach McGraw for giving me the opportunity to attend Notre Dame; for instructing me, guiding me and pushing me to achieve my academic and athletic goals; and most of all, for the continual support she shows in my life outside of Notre Dame."

— Ruth Riley

Three-time All-American at Notre Dame
2001 National Player of the Year
Two-time WNBA Champion ('03 Finals MVP)
2004 Olympic Gold Medalist - Team USA

"Year in and year out, Muffet has her team in contention for a national championship. That consistency is what every coach strives for."

— Jim Foster

Ohio State University head coach

"Muffet McGraw has made Notre Dame a regular player on the national scene with one NCAA title and three other Final Four appearances already in the books. Her players, in a reflection of herself, have been class acts on the sidelines as well as in the game. Muffet is another of a number of successful women who have demonstrated it is possible to have a solid family life at home as a mom, while also devoting the hours it takes to maintain a high profile entity on the hardwood."

— Mel Greenberg

Sports writer, Philadelphia Inquirer
USBWA/Women's Basketball Hall of Famer
Founder of Associated Press Top 25 Poll

"Muffet has done a great job trying to fight for things that represent all that's good with women's college basketball — trying to maintain the integrity of our game, to protect student-athletes and to have their welfare and best interests (in mind) at the same time."

— Sherri Coale

University of Oklahoma head coach
WBCA Past President



CAROL OWENS

Associate Head Coach • 13th Season

Northern Illinois '90

THE OWENS FILE

- **Hometown:** Chicago, Ill.
- **Education:** 1990 – B.A. in communications from Northern Illinois

College Coaching Experience

2010-present

University of Notre Dame
Associate/Associate Head Coach
(Third Season)

2005-2010

Northern Illinois University
Head Coach
(Five Seasons)

1995-2005

University of Notre Dame
Assistant Coach/Associate Head Coach
(10 Seasons)

1993-95

University of Michigan
Assistant Coach
(Two Seasons)

USA Basketball Coaching Experience

2009

FIBA U19 World Championship Team
Head Coach
(Gold Medal)

2008

FIBA U18 Americas Championship Team
Head Coach
(Gold Medal)
USA Basketball Developmental Coach of the Year

2007

FIBA U19 World Championship Team
Assistant Coach
(Gold Medal)

2006

FIBA U18 Americas Championship Team
Assistant Coach
(Gold Medal)

One of the nation's premier post coaches, **Carol Owens** is in her 13th season on the Notre Dame women's basketball coaching staff, and her fourth as associate head coach for the Fighting Irish, having originally been elevated to that position by head coach **Muffet McGraw** prior to the 2002-03 season (holding that role through the 2004-05 campaign), and then again in the summer of 2012 following the departure of **Jonathan Tsipis** to become head coach at George Washington University.

Throughout her tenure at Notre Dame, Owens has focused on working with the Fighting Irish post players, while also assisting with the pro-

gram's nationally-ranked recruiting efforts (Notre Dame has attracted 15 consecutive Top 20 recruiting classes, something only two other schools can match).

In her two seasons back on the Fighting Irish bench in 2010-11 and 2011-12, Owens helped the program make consecutive trips to the NCAA national championship game (and the third and fourth appearances in the NCAA Women's Final Four, all with Owens on the Notre Dame staff) by molding the Fighting Irish inside game into one of the nation's best, led by two-time State Farm Coaches' honorable mention All-American and BIG EAST Defensive Player of the Year (as well as first-team all-BIG EAST selection) **Devereaux Peters**, who posted career highs in virtually every statistical category including scoring (11.9 ppg. in 2010-11), rebounding (9.3 rpg. in 2011-12) and field goal percentage (.593 in 2010-11), in which she ranked fifth in the nation. Peters went on to be chosen in the first round (third overall selection) of the 2012 WNBA Draft by the defending league champion Minnesota Lynx, becoming the highest draft choice and first WNBA Draft lottery pick in school history.

As a fifth-year senior under Owens' tutelage in 2011-12, Peters tied longstanding school records for 15-rebound games (7) and 15-point/15-rebound games (4) in a single campaign, with both marks first set nearly 35 years earlier during the program's first varsity season (1977-78). She also amassed a career-high 12 double-doubles in 2011-12 (tying for fifth-most in school history and most by a Fighting Irish player since 2004), including nine in her final 18 games. What's more, she was the first player in program annals to pile up 75 blocks, 75 steals and 75 assists in one season, and just the second NCAA Division I player since 2001-02 to pull off that feat, while Peters' 78 total blocks tied her for fifth on the Fighting Irish single-season charts.

After battling back from an injury-riddled start to her college career, Owens led Peters into uncharted territory in the Notre Dame women's basketball record books as the first Fighting Irish player to register 1,000 points, 500 rebounds, 200 blocks, 200 steals and 200 assists in her career. She also was the only player in the country to post at least 60 blocks, 60 steals and 60 assists in the past two seasons (and one of only four in the past decade). Overall, she appears in the top 10 on five of Notre Dame's career statistical lists — blocked shots (2nd - 227), rebounds (5th - 937), field goal percentage (7th - .550), steals (9th - 222) and double-doubles (9th - 23). She also stands 17th in school history with 1,319 career points.

Another veteran who blossomed under Owens' coaching was **Becca Bruszewski**, who enjoyed one of the best seasons of her college career as a senior in 2010-11. Bruszewski averaged 8.9 points and a career-high 5.3 rebounds per game, while joining Peters (and **Natalie Novosel**) as the first players in program history to start 39 games in one season. Bruszewski also ranked fourth on the team in field goal percentage (.518, second-highest of her career) and was one of six Fighting Irish players to record 40 steals leading the veteran captain to earn a place on the NCAA Dayton Regional All-Tournament Team and graduate as one of the top 25 scorers in school history (22nd - 1,148 points).

Currently, Owens has successfully tutored forward **Natalie Achonwa** to 2010-11 BIG EAST All-Freshman Team honors. Achonwa, the first international player in Notre Dame women's basketball history, has been the top reserve for the Fighting Irish during her first two seasons, averaging among the team leaders in scoring (7.2 ppg.), rebounding (4.9 rpg.) and field goal percentage (.561) during that two-year span.

Owens also has helped Achonwa take her talents to the international stage, as Achonwa was selected to the 2012 Canadian Olympic Team, becoming the second-youngest player to compete at the London Games. While there, Achonwa averaged 7.2 points, 3.8 rebounds and 2.2 assists per game, ranking among the top four on the Canadian roster in rebounds (2nd), assists (3rd), steals (3rd - 0.8 spg.), field goal percentage (3rd - .385) and points (4th), while posting double-figure scoring efforts against silver medalist France (14 points, game-high eight rebounds) and a win over the world's sixth-ranked team, Brazil (11 points) during the preliminary round — the latter victory was significant as it clinched Canada's first Olympic quarterfinal berth in 28 years.

For many years, Owens has consistently appeared on lists of the nation's top assistant coaches. In 2001, she was named one of the top five assistant coaches in the country by *Women's Basketball Journal*, and in 2011, *CollegeInsider.com* chose her as one of the top 15 active assistants in the land.

"I am so thrilled to have Carol as part of our program," McGraw said. "She's proven to be an excellent coach and an outstanding recruiter throughout her career, and now she brings even more experience with her success at Northern Illinois and with USA Basketball. She is very familiar with our program and philosophy, and our players have benefitted a great deal from her experience."

"I am very happy to be at Notre Dame," Owens said. "It's a place that is so dear to my heart and the people there have been wonderful to me. I've had such a great relationship with Coach McGraw over the years, and I'm looking forward to continuing our work to make Notre Dame the best women's basketball program in the country, year-in and year-out."

Owens returned to Notre Dame prior to the 2010-11 season following a five-year stint (2005-

10) as head coach at her alma mater, Northern Illinois University. During her time in DeKalb, Owens' teams showed exceptional growth, as she posted a higher career winning percentage (.449) than either of her two predecessors and became only the second coach in the program's 42-year history (first in 28 seasons) to register double-digit victories every year she walked the sidelines at Northern Illinois.

Owens' finest season at NIU came in 2006-07, when she led the Huskies to a 19-12 record, their best mark in 14 years, and the program's first berth in the Mid-American Conference Tournament semifinals since 2001-02. Two years later in 2008-09, Owens guided Northern Illinois to a 10-6 record in MAC play and a third-place finish in the conference's West Division, logging the Huskies' best regular-season league record since 2001-02. In fact, Northern Illinois has recorded 10 MAC wins three times since joining the conference in 1997-98 (including one 10-win campaign under Owens) and peaked with third-place finishes in the MAC West Division on four occasions (twice under Owens).

Northern Illinois players also made tremendous individual strides under Owens' watchful eye. Eight Huskies collected all-conference honors during her tenure, led by first-team all-MAC guard (and eventual WNBA second-round draft pick) **Stephanie Raymond** in 2006-07. In addition, she helped mold **Marke Freeman** into the league's Sixth Player of the Year in 2008-09.

Her NIU teams were successful in the classroom as well, with the Huskie women's basketball program boasting a cumulative grade-point average (GPA) of 3.0 or better every semester under Owens. What's more, all 12 seniors that completed their careers at Northern Illinois during her tenure earned their degrees.

As if that weren't enough, Owens is a rising star on the national and international coaching scene through her work with USA Basketball. In 2008 and 2009, she served as head coach of the United States U18 and U19 teams, guiding those squads to gold medals at the 2008 FIBA U18 Americas Championships in Argentina, and the 2009 FIBA U19 World Championships in Thailand — in both cases, one of her standout players was current Notre Dame junior guard **Skylar Diggins**. In 2008, Owens was named USA Basketball's Developmental Coach of the Year, and prior to that, she spent two summers (2006-07) as an assistant coach for Team USA, collecting two more gold medals (2006 FIBA U18 Americas; 2007 FIBA U19 Worlds) as an aide under current DePaul head coach (and U.S. Senior National Team assistant coach) **Doug Bruno**. Owens also coached former Notre Dame point guard **Melissa Lechlitner** ('10) on that 2007 USA squad that took gold at the U19 World Championships.

For many years, Owens has been an important contributor within the women's basketball coaching community. In 2008, she was selected to serve on the Board of Directors for both the Black Coaches & Administrators (BCA) and the Women's Basketball Coaches Association (WBCA), serving on the latter body's Executive Committee as the

WBCA secretary before stepping down in 2011 to take a more active role on the BCA Board of Directors. Subsequently, in September 2012, Owens was chosen as BCA president for the 2012-13 academic year.

During her first stint at Notre Dame from 1995-2005, Owens played an important role in the Fighting Irish's rise to national prominence. In that decade-long run with Owens on the bench, Notre Dame went 252-75 (.771), averaging better than 25 victories per season with at least 20 wins in each campaign. The Fighting Irish also qualified for the NCAA Tournament in every year of Owens' stay, reaching the second round each time en route to six Sweet Sixteen appearances (1997, 1998, 2000, 2001, 2003, 2004), two Final Four berths (1997, 2001) and the program's first national championship in 2001.

Through the years, Owens has carefully crafted a reputation as one of the nation's premier post coaches, a label she earned primarily during her career at Notre Dame. Her most famous pupil to date has been **Ruth Riley** ('01), who was a three-time All-America selection (1999-2001) and capped off her Fighting Irish career as the 2001 consensus national player-of-the-year. She has since gone on to win two WNBA titles (2003 and 2006 with the Detroit Shock), as well as a gold medal with the 2004 U.S. Olympic Team, becoming one of only seven players in women's basketball history to earn NCAA, WNBA and Olympic championships in her career.

In addition, **Katryna Gaither** ('97) was a two-time honorable mention All-America selection at Notre Dame while working with Owens, and Riley, Gaither and **Kelley Siemon** ('01) all were drafted into the WNBA following their Fighting Irish careers.

"Carol Owens is one of the top assistant coaches in the nation, and in my opinion, she is the best skills coach in the country when it comes to the post position," Riley said. "As a young player, I was very grateful to find a school where I knew I would develop fundamentally at my position. Coach Owens has personal experience of being an All-America post player, and she uses that knowledge to teach and mold young student-athletes. I am very grateful for the time she invested in making me the best post player I could be."

Owens also helped Notre Dame land nine consecutive Top 20 recruiting classes from 1997-2005. She joined the Fighting Irish staff in 1995 following two seasons as an assistant coach at Michigan.

As a standout player at Northern Illinois from 1985-90 (she missed the '86-'87 season with a knee injury), Owens compiled a very impressive resume. A two-time Kodak (now State Farm) coaches' All-District IV selection (1989 and 1990), Owens scored 2,102 points and averaged 18.0 points per game over four campaigns, covering 117 games. She also captained the Huskies for four seasons and, in her final collegiate campaign (1989-90), she guided Northern Illinois to the best record in school history (26-5), as the Huskies went undefeated in North Star Conference play



(12-0) and earned the school's first-ever NCAA Tournament bid.

Owens finished her NIU career with 13 school records, most notably standing as Northern Illinois' all-time leader in scoring, blocked shots, free throws made, free throw attempts and field goal percentage — to this day, she remains the Huskies' career leader in blocks, free throws made and consecutive double-digit scoring games. In addition, she was the first player (male or female) in school history to score 2,000 points and grab 1,000 rebounds.

A native of Chicago, Owens received her bachelor of arts degree in communications from Northern Illinois in 1990. She was selected by the faculty of the College of Liberal Arts and Sciences to serve as Commencement Marshal of her graduating class and was named Northern Illinois' Outstanding Woman. In addition, Owens was the recipient of the Student Leadership Award.

Following her graduation from NIU, Owens enjoyed a three-year professional basketball career in Japan, Spain and Italy. In 1995, Owens was inducted into the Northern Illinois University Athletic Hall of Fame and followed up that honor with her induction into the Illinois Basketball Coaches Association (IBCA) Hall of Fame in 2001.



BETH CUNNINGHAM

Associate Coach • 1st Season

Notre Dame '97

THE CUNNINGHAM FILE

• **Hometown:** Bloomington, Ind.

• **Education:**

1997 – B.A. in marketing from Notre Dame

2003 – M.Ed. in sports leadership from VCU

College Coaching Experience

2012-present

University of Notre Dame

Associate Coach

(First Season)

2003-2012

Virginia Commonwealth University

Head Coach

(Nine Seasons)

2001-2003

Virginia Commonwealth University

Assistant Coach/Associate Head Coach

(Two Seasons)

coach) Niele (Ivey) was one of her teammates during our 1997 Final Four season, so there's already that built-in chemistry and comfort level among our staff. Beth is a proven winner, both as a player at the college and WNBA levels, and as a coach, and I couldn't be happier to have her joining our staff."

"I couldn't be more thrilled than to come back to the University of Notre Dame," Cunningham said. "To be a part of Coach McGraw's staff is something I've always dreamed about. I have tremendous passion and pride in the Notre Dame women's basketball

program, and I believe it is a reflection of the high standards this great university embodies. Quite simply, I can't wait to continue everyone's efforts at Notre Dame towards winning national championships."

Cunningham took the VCU women's basketball program to new heights in her 11 seasons in Richmond, Va., spending one year as an assistant coach (2001-02) and another as associate head coach (2002-03) before assuming the head coaching duties prior to the 2003-04 campaign. She is the Rams' all-time leader in women's basketball coaching wins, having led VCU to a 167-115 (.592) record and postseason appearances in each of her final five seasons, including the program's first-ever NCAA Championship berth (an at-large selection in 2009). Under her tutelage, VCU also averaged better than 22 wins per season from 2007-08 through 2011-12, amassing three consecutive 20-win campaigns from 2008-10 (including back-to-back school-record 26-win

Beth Cunningham, a former two-time All-America guard at the University of Notre Dame and the program's all-time leading scorer, was named associate coach for the Fighting Irish on May 1, 2012. Cunningham returned to her alma mater following 11 seasons at Virginia Commonwealth University, including the final nine campaigns as the Rams' head coach.

At Notre Dame, Cunningham's primary focus is working with the Fighting Irish wing players, as well as constructing game strategy and scouting reports, helping to develop daily practice plans and aiding the program's nationally-ranked recruiting efforts.

"One of the things we've always tried to stress with our program is developing and maintaining the right chemistry, whether that be among our players or our staff," head coach Muffet McGraw said. "When the opportunity came to welcome Beth back to our program, it made perfect sense. She is one of the true greats in Notre Dame women's basketball history, the consummate leader on the court and in the locker room. Both (associate coach) Carol (Owens) and I had the great fortune to coach Beth during her playing days, and (assistant



seasons in 2007-08 and 2008-09) as part of the most successful four-year run in Rams' history.

A two-time Virginia Coach of the Year honoree by the *Richmond Times-Dispatch*, Cunningham coached three WNBA Draft picks and two All-Americans, as well as two Colonial Athletic Association (CAA) Players of the Year and 18 all-conference selections during her tenure at VCU. Among her more notable pupils were **Quanitra Hollingsworth**, a first-round selection (ninth overall) in the 2009 WNBA Draft by the Minnesota Lynx (and now with the New York Liberty), and **Courtney Hurt**, a 2012 third-round selection by the Indiana Fever, who was among the nation's leaders in scoring and rebounding during her final two seasons.

Much like her coaching career at VCU, Cunningham was a trailblazer during her playing days at Notre Dame from 1993-97 (when she competed under her maiden name of Beth Morgan), not only helping the Fighting Irish transition from the Midwestern Collegiate Conference (now the Horizon League) into the BIG EAST Conference in 1995-96, but then leading the program to the first of its four NCAA Women's Final Four appearances and a (then) record-setting 31-7 campaign as a senior in 1996-97. A two-time Associated Press and Women's Basketball Coaches Association (WBCA) honorable mention All-America choice, four-time first-team all-conference selection and two-year team captain, Cunningham sparked Notre Dame to a 97-32 (.752) record in her four seasons under the Golden Dome, including a pair of MCC regular season titles and the 1994 MCC postseason crown, as well as three NCAA Championship appearances (1994, 1996, 1997).

When all was said and done, Cunningham departed as the all-time leading scorer in Fighting Irish women's basketball history with 2,322 points, having set or tied 28 school records during her career, 11 of which she still holds, including career marks for points, scoring average (18.6 ppg.), double-figure scoring games (115) and 20-point games (56).

Following her successful college career, Cunningham spent three seasons in the American professional basketball ranks, playing two seasons with the Richmond/Philadelphia



Rage of the now-defunct American Basketball League (ABL) from 1997-98, and then one year with the WNBA's Washington Mystics in 2000 before embarking on her coaching career.

Cunningham also has become a fixture in USA Basketball circles as both a player and coach, first suiting up for Team USA four times from 1996-99 (winning three medals including a gold with the '97 USA World University Games Team) and serving as the athlete representative on the USA Basketball Women's Junior National Team Committee since 2009 after spending time in a similar role on the USA Basketball Women's Collegiate Committee from 2005-08.

Cunningham graduated from Notre Dame in 1997 with a bachelor's degree in marketing from the top-ranked Mendoza College of Business. She then went on to earn her master's degree of education in sports leadership from VCU in 2003.

Originally from Bloomington, Ind., Cunningham was a standout two-sport performer at Bloomington South High School, earning all-state honors in both basketball and tennis and subsequently being inducted into the Monroe County Sports Hall of Fame in June 2011. What's more, her father, **Bob Morgan**, was the longtime baseball coach at Indiana University from 1984-2005, leading the Hoosiers to more than 1,000 victories during his career.

Cunningham and her husband, **Dan** (a former practice player for the Notre Dame women's basketball program and a 1996 graduate of Notre Dame's Mendoza College of Business), are the proud parents of a one-year-old daughter, **Margaret Jane**.



NIELE IVEY

Assistant Coach/Recruiting Coordinator •

Sixth Season

Notre Dame '00

THE IVEY FILE

- **Hometown:** St. Louis, Mo.
- **Education:**
2000 – B.A. in history from Notre Dame

Coaching Experience

2007-present

University of Notre Dame
Assistant Coach/Recruiting Coordinator
(Sixth Season)

2005-07

Xavier University
Administrative Assistant
(Two Seasons)

One of the finest point guards ever to wear the Notre Dame uniform, **Niele Ivey** (first name pronounced knee-I) rejoined the Fighting Irish women's basketball program as a member of head coach **Muffet McGraw's** staff in May 2007. Now in her sixth season, Ivey works closely with the development of the Notre Dame point guards, while serving as the program's recruiting coordinator, and she also has made major contributions to game scouting, practice planning and summer camp coordination.

A former All-America point guard at Notre Dame and a five-year WNBA veteran, Ivey has brought her considerable experience to bear on the Fighting Irish floor generals, most recently supervising the growth of Notre Dame's three-time All-America point guard **Skylar Diggins**. In the past two seasons alone, Diggins has emerged as one of the nation's elite players (let alone point guards), highlighted by her selection as the 2012 Nancy Lieberman Award (nation's top point guard) and consensus first-team All-America and BIG EAST Player of the Year honors following the 2011-12 season.

Thanks to Ivey's mentorship, Diggins became the first Fighting Irish player and just the fourth NCAA Division I player since 2001-02 to register 600 points, 200 assists and 100 steals in a single season, pulling off that feat last year. In fact, she set a school record with 102 steals, while her 222 assists were third-most on the Notre Dame single-season list, and her 657 points ranked fourth on the school's single-season chart. In addition, she posted the second-best assist-turnover ratio (2.16) by a Fighting Irish player in one season.

In 2011-12, Diggins was the only BIG EAST player to rank among the top five in the conference in three of the five major statistical categories. She led the conference in both assists (5.7 avg. - 16th in nation) and steals (2.6 spg. - 55th in nation), and she was fourth in scoring (16.8 ppg. - 70th in nation), while also posting her conference-best 2.16 assist-turnover ratio (10th in nation).

Diggins also wrapped up the 2011-12 BIG EAST regular season statistical titles in assists (5.8 avg. - the second Notre Dame player to win the BIG EAST assist title, and first since Ivey in 1999-2000), steals (2.6 spg.), and assist-turnover ratio (2.3).

Besides her seasonal awards, Diggins was chosen as the 2012 NCAA Raleigh Regional Most Outstanding Player and was a member of the 2012 NCAA Women's Final Four All-Tournament Team, becoming the first Notre Dame player to be selected for either honor twice in her career (she was the 2011 NCAA Dayton Regional MOP before making the Final Four squad).

Ivey's success with Diggins comes on the heels of her work with two other standout Notre Dame point guards — **Tulayah Gaines** (2007-08) and **Melissa Lechliter** (2008-10) — who enjoyed the best seasons of their careers under Ivey's experienced eye. Lechliter was at the helm for two of the most prolific offensive seasons in Fighting Irish history, including the 2009-10 campaign when Notre Dame averaged 77.2 points per game and posted a 1.11 assist/turnover ratio, one of four times in Ivey's first five seasons the Fighting Irish have had a positive ratio (after doing so once in the program's first three decades — Ivey's final season in 2000-01).

In addition to her achievements in player development, Ivey also has emerged as a rising star on the recruiting trail, with a sharp eye for young up-and-coming talent. In fact, she has helped Notre Dame attract top-10 incoming classes each of the past three years (since she took over as associate recruiting coordinator and later the main recruiting responsibilities).

Ivey also has shown the ability to quickly flourish when it comes to scouting and in-game strategy. Last season, she was directly responsible for creating the game plans that led to victories over nationally-ranked Georgetown, Syracuse, West Virginia and Tennessee, the last of those coming in the NCAA Elite Eight (Dayton Regional final) to help the Fighting Irish advance to the Final Four for the third time.

Ivey came back to Notre Dame following two seasons (2005-07) as an administrative assistant on the women's basketball staff at Xavier University, where she served under former Notre Dame assistant coach **Kevin McGuff** (now the head coach at the University of Washington). During Ivey's two seasons at Xavier, she coordinated film exchange and assisted in many of the daily operations of the Musketeers' program, including travel, academics and community outreach. Following her arrival on the XU campus in 2005-06, the Musketeers posted a 47-17 record, winning the 2007 Atlantic-10 Conference Tournament and advancing to the NCAA Championship for the first time since 2003.

"It's been amazing to watch Niele grow as a coach," McGraw said. "Her experience in the WNBA has really helped her become a great coach. She's been a student of the game for so long and now she has the opportunity to teach it. She does a great job of teaching the game, has great passion for the game, and is someone that we all truly enjoy being around. She also added benefit of having already walked in the shoes of our current players and knowing what it takes to succeed at the highest level

here at Notre Dame. The sky's really the limit for what she can accomplish in the coaching profession."

Ivey sat out most of her freshman season at Notre Dame (1996-97 Final Four campaign) after suffering a season-ending knee injury five games in. However, she was awarded a fifth year of eligibility in 2000-01 and made the most of it, earning third-team AP All-America honors, the first Fighting Irish point guard to be so recognized. She also was the recipient of the 2001 Frances Pomeroy Naismith Award, presented annually to the nation's top senior player standing 5-foot-8 or under, and she was one of three finalists for the '01 Nancy Lieberman Award. In addition, Ivey made the 2001 Final Four All-Tournament Team after averaging 16.5 points and 5.5 steals per game as the Fighting Irish defeated Connecticut and Purdue to win their first national title.

All told, Notre Dame went 109-22 (.832) during Ivey's last four seasons, reaching the NCAA Sweet Sixteen on three occasions (1998, 2000, 2001) and rolling up a (then) school-record 34 wins in 2000-01. The Fighting Irish also won a share of their first BIG EAST regular-season championship in 2000-01 and were ranked in the top 10 of either or both the AP and ESPN/USA Today polls for all but two weeks during her final three campaigns. While at Notre Dame, Ivey was a three-time all-BIG EAST selection (1999-2001), collecting first-team honors in 2001, and was tapped as the BIG EAST Player of the Week five times. She also led the Fighting Irish in steals in each of her final four seasons (1997-98 to 2000-01) and was the team's assist leader in her last three years, setting school records with 95 steals in 1999-2000 (since topped by Diggins) and 247 assists in 2000-01, along with a school-standard 2.67 assist/turnover ratio the latter season.

For her career, Ivey has a place on 16 of Notre Dame's all-time top 10 lists, including the Fighting Irish records for steals (348). She also is second in school history with 727 assists and a 5.5 assist-per-game average, as well as a 2.6 steals-per-game mark and 132 career games played.

Ivey went on to play five seasons in the WNBA, beginning with her selection by the Indiana Fever in the second round (17th overall pick) of the 2001 WNBA Draft. She spent four seasons with the Fever, helping them to the first playoff berth in franchise history in 2002. Ivey signed with the Detroit Shock as a restricted free agent in 2005, and subsequently was acquired by the Phoenix Mercury later that season.

A native of St. Louis, Ivey graduated from Notre Dame's College of Arts and Letters in 2000 with a bachelor's degree in history. She and her son, **Jaden** (10), make their home in South Bend.





MATT CHUPP

Coordinator of Basketball Operations •
First Season

Manchester '95

THE CHUPP FILE

- **Hometown:** Goshen, Ind.
- **Education:** 1995 – B.S. in mathematics from Manchester

Previous Experience

2012-present

University of Notre Dame
Coordinator of Basketball Operations
(First Year)

2008-2012

University of Notre Dame
Mendoza College of Business
Marketing & Communications Group
Senior Web Developer
(Four Years)

2006-2008

Blue & Gold Illustrated
Web Coordinator/Digital Marketing Director
(Two Years)

2000-2005

Goshen (Ind.) High School
Head Baseball Coach
Math Teacher
(Six Years)

One of the newest additions to the Notre Dame women's basketball staff, **Matt Chupp** is in his first season as the program's coordinator of basketball operations, having joined head coach Muffet McGraw's staff in September 2012.

In his current role, Chupp oversees all aspects of marketing and promotions for the Fighting Irish women's basketball program, as well as serve as a director of the Notre Dame women's basketball camps and assist in team travel (including the program's summer 2013 European tour), supervise team community service projects and other administrative duties related to Notre Dame's nationally-ranked recruiting efforts.

Chupp also is in charge of coordinating the groundbreaking Fighting Irish social media outreach program, which includes Twitter, Facebook, Pinterest and YouTube, as well as the team's web site, ndwbb.com. In addition, he manages all gameday promotional activities and serves as the team's liaison with the ticket office.

Chupp has taken over the responsibility of continuing the program's unprecedented growth in attendance, which has made Notre Dame one of the hottest tickets in the country. Since 2001, the Fighting Irish have finished among the top 11 in the nation in average attendance each season, including a No. 4 ranking in 2009-10 and No. 5 rankings in both 2010-11 and 2011-12, the latter coming

after Notre Dame registered a school-record average attendance of 8,571 fans per game.

What's more, the Fighting Irish have witnessed a nearly 50-percent increase in that average during the past seven years, while the Fighting Irish have attracted 38 of the top 43 crowds in school history, including 23 of the program's 25 sellouts (19 in the past three seasons alone, including a record-setting eight capacity crowds in 2011-12).

Chupp has wasted little time in making an impact on the Fighting Irish women's basketball program, helping coordinate its fourth consecutive preseason sellout of season ticket packages (approximately 7,500). He also has worked closely with Fighting Irish Digital Media and numerous other media and marketing entities to create unique new video offerings that will be sure to entertain fans flocking to Purcell Pavilion during the 2012-13 season.

In addition to his marketing and promotions duties, Chupp directs Notre Dame's far-reaching community service program. During the 2011-12 season, Notre Dame players spent more than 325 team hours (better than 25 hours per player) in the community, reading and mentoring young children, visiting pediatric cancer hospitals, conducting basketball clinics and pep rallies for area youth and helping to raise more than \$230,000 for the WBCA Pink Zone initiative (now known nationally

as "Play4Kay") — for the third consecutive year, it was among the most money raised by a single school for the national breast cancer charity and it lifted the program's Pink Zone fund-raising total in the past four years to nearly \$500,000.

In 2009-10, the Fighting Irish women's basketball team also earned the Notre Dame athletics department Trophy Award, which is presented annually to the Fighting Irish athletics program that performs the greatest amount of community service during the academic year.

"Matt is very talented and energetic and will be a tremendous addition to our staff," Notre Dame head coach **Muffet McGraw** said. "I believe our fans are really going to enjoy the creativity and enthusiasm he brings, and will welcome him to the Fighting Irish family with open arms."

Although Chupp is in his first season with the Fighting Irish women's basketball program, he is no stranger to the Notre Dame campus, having spent the past four years as the senior web developer in the Marketing and Communications Group at the top-ranked Mendoza College of Business.

Prior to joining the Mendoza staff, Chupp worked two years (2006-08) as a web coordinator and digital marketing director at *Blue & Gold Illustrated*, a weekly publication dedicated to coverage of Fighting Irish athletics.

Chupp spent a decade as an educator and coach, most recently from 2000-05 as head baseball coach and a math teacher at Goshen (Ind.) High School.

Chupp graduated in 1995 from Manchester (Ind.) College, where he was a three-year letterwinner in baseball and earned his bachelor of science degree in mathematics. He makes his home in Goshen, Ind., his hometown, along with his wife, **Sarah**, and their children, **Brady** (8) and **Hannah** (6).





ANGIE POTTHOFF

Associate Director of Operations & Technology •
Eighth Season

Penn State '97

THE POTTHOFF FILE

- **Hometown:** Erie, Pa.
- **Education:** 1997 – B.S. in exercise and sports science from Penn State

Coaching Experience

2010-present

University of Notre Dame
Associate Director/Operations & Technology
(Third Season)

2005-10

University of Notre Dame
Assistant Coach
(Five Seasons)

2002-05

Beaver (Pa.) Area High School
Assistant Coach/Head Coach
(Three Seasons)

2000-02

Robert Morris University
Assistant Coach
(Two Seasons)

Angie Potthoff, a former All-America forward at Penn State University and three-year pro basketball veteran, is in her eighth season on **Muffet McGraw's** staff at Notre Dame, and her third year as associate director of women's basketball operations & technology, having been named to that post on April 14, 2010.

In her current position, Potthoff coordinates all technology aspects for the Fighting Irish women's basketball program, including in-game video operations, film exchange and scouting data compilation. In addition, she works closely with coordinator of operations **Matt Chupp** to oversee Notre Dame's groundbreaking advances in social media (including Facebook, YouTube and Twitter) and coordinates recruiting efforts on behalf of the program to include: preparation and distribution of recruiting materials; coordinating official visits; and arranging logistics surrounding on-campus recruiting weekends. She also serves as the liaison to the offices of athletics compliance and Academic Services for Student-Athletes on all academic and compliance issues, and she assists with summer camp operations.

"I can't think of anyone better suited to take on this challenge than Angie," McGraw said. "She's bright, creative, organized and extremely gifted when it comes to keeping us on the cutting edge of technology at this day in age. We're fortunate to be one of the few programs in the

country with someone in this type of role, and Angie continues to be a huge asset to our program in that position."

"I have enjoyed working with Coach McGraw during the past eight years and have learned so much in that time," Potthoff said. "Notre Dame is an amazing place and I am so lucky to have the chance to be a part of an amazing University and basketball program."

Potthoff took on her new role after a five-year stint as an assistant coach with the Fighting Irish, during which time she worked with the team's post players, coordinated equipment and apparel needs, and assisted with game scheduling, game scouting and practice planning. In that time, Potthoff successfully tutored several Notre Dame post players, most notably forward **Becca Bruszewski** ('11), who more than doubled her scoring and rebounding outputs from her freshman to sophomore seasons, and was a reliable threat, both on the blocks and from the perimeter, during her final three years. What's more, Potthoff worked with center **Erica Williamson** ('10) throughout her four-year career, helping her finish eighth on the school's career blocked shots list (125) and earn a place on the 2006-07 BIG EAST All-Freshman Team.

Prior to joining the Fighting Irish, Potthoff spent six years in the high school and college coaching ranks (1999-2005). Most recently, she concluded a three-year stint at Beaver (Pa.) Area High School, the first two as an assistant girls' basketball coach before elevating to the head coaching post for the 2004-05 season. In her three years at the school, the Bobcats logged a 38-36 record and twice advanced to the Pennsylvania Interscholastic Athletic Association (PIAA) Class 3A playoffs, finishing as one of the top 32 teams in the state.

Prior to arriving at BAHS, Potthoff spent two seasons (2000-02) as an assistant coach at Robert Morris University in Moon Township, Pa. While there, she worked primarily with the Colonials' post players, and also helped coordinate the team's recruiting, scouting and game scheduling efforts. Potthoff began her coaching career as a graduate assistant at Indiana (Pa.) University in 1999-2000, aiding the Indians to a 24-5 record (the second-highest win total in school history), a school-record No. 4 national ranking during the season, and a trip to the NCAA Division II playoffs. That season, Potthoff worked closely with the Indians' 6-foot-5 center, **Melissa McGill**, who

led the team in scoring (13.6 ppg.), rebounding (8.2 rpg.) and blocked shots (a school-record 69) en route to earning WBCA all-district honors.


Potthoff is perhaps best known as a standout post player at Penn State, where she led the Nittany Lions to three NCAA Tournament appearances, including two Sweet 16 trips and a berth in the 1994 regional final. While at PSU, Potthoff was a two-time Kodak (now State Farm) coaches' honorable mention All-American (1996, 1997), while also garnering three All-America nods from the Associated Press (third team in 1996; honorable mention in 1995 & 1997). She was a three-time first-team all-Big Ten Conference selection (1995-97) and was named to the Big Ten All-Tournament Team in 1995 and 1996, picking up Most Valuable Player honors in the latter season after sparking Penn State to its second consecutive Big Ten Tournament title.

In each of her final three seasons at Penn State, Potthoff led the Nittany Lions in scoring, rebounding and field goal percentage, winning a share of the Big Ten scoring title and finishing second in rebounding in 1997. To this day, she still remains among the top six on PSU's career lists for scoring (1,725 points/15.5 ppg.), rebounding (918/8.3 rpg.), field goal percentage (.574/709-1,235) and double-doubles (47). Potthoff graduated from Penn State in 1997 with a bachelor of science degree in Exercise and Sport Science.

Following her stellar college career, Potthoff spent three seasons playing professionally in the United States. In 1997, she was a second-round draft pick (No. 12 overall) by the Columbus Quest of the now-defunct American Basketball League (ABL). There, she averaged 6.9 points and 3.5 rebounds per game as the Quest won their second consecutive ABL title in 1998 before the league folded midway through the 1998-99 campaign. The following summer, Potthoff was taken in the fourth round (49th overall) of the WNBA Draft by the expansion Minnesota Lynx. She cracked the starting lineup for the first game in franchise history, going on to average 4.0 points and 2.7 rebounds per game that season before electing to retire and begin her coaching career.

A native of Erie, Pa., Potthoff currently lives in South Bend with her daughter, **Elfie** (3).





JILL BODENSTEINER
Associate Athletics Director

Jill Bodensteiner joined the Notre Dame athletics department in July 2009 as associate athletics director in the areas of compliance and legal affairs. She joined the athletics department following 12 years with Notre Dame's Office of the General Counsel, including extensive work with athletics issues.

In her current role, she serves as the athletics liaison to the General Counsel's office and oversees a compliance office that works with student-athletes, coaches, administrators and others to ensure an understanding of and compliance with NCAA rules.

Bodensteiner also serves as sport administrator for the nationally prominent women's basketball program, teaming with athletics director Jack Swarbrick to assist Muffet McGraw's squad on an administrative basis.

Prior to joining the athletics department staff, Bodensteiner served as the University's primary contact for legal issues in the areas of employment (working with Human Resources and the academic leadership), athletics and international studies. In addition, she served as an ex-officio member of the University committee on women faculty and students and as a member of the University benefits committee. Bodensteiner continues to chair Notre Dame's Equity in Athletics Task Force, a position she has held since 2001.

In September 2011, Bodensteiner was appointed to serve on the NCAA's Committee on Women's Athletics, which is charged with providing leadership and assistance to the association in its efforts to provide equitable opportunities, fair treatment and respect for all women in all aspects of intercollegiate athletics.

Before joining the Notre Dame Office of the General Counsel in 1997, Bodensteiner specialized in employment litigation as an associate at two law firms, Seyfarth Shaw in Chicago and Bryan Cave LLP in St. Louis. A member of the bar in Indiana and Illinois, she also clerked for the Honorable Catherine Perry, a United States District Court judge in St. Louis.

She received her Bachelor's degree in Psychology and Sociology from Notre Dame in 1991, her J.D. from Washington University Law School in St. Louis in 1994, and her MBA from Notre Dame's Mendoza College of Business in 2008. She is a native of Valparaiso, Ind.



CRAIG CHEEK
Assistant Strength & Conditioning Coach

Craig Cheek is in his sixth year on the Notre Dame athletics strength & conditioning staff, and second as assistant director of strength and conditioning, having been elevated to his current role in February 2011. He is responsible for designing the strength and conditioning programs for the Fighting Irish women's basketball and baseball programs, as well as coordinating all strength camps/clinics and supervising development of a comprehensive website for the strength and conditioning department.

Before arriving at Notre Dame, Cheek was the head strength and conditioning coach at Nicholls State (La.) University for two years. There, he oversaw all varsity athletic programs and supervised the strength & conditioning staff.

Cheek also spent one year (2004-05) as an assistant strength coach at the University of Minnesota-Duluth. At UMD, he worked directly with the Bulldogs' football and women's basketball teams, while also supervising strength and conditioning programs for baseball and women's tennis. In addition, Cheek conducted sport-specific measures of speed, strength and agility at Duluth while providing nutrition and supplement education to student-athletes and facilitating workouts for summer strength camp participants.

A 1997 graduate of Bluffton (Ohio) University with a bachelor's degree in health and physical education, Cheek went on to earn his master's degree in developmental kinesiology from Bowling Green State University in 2004.

Cheek is SCCC certified by the Collegiate Strength and Conditioning Coaches Association.



CHAD GROTEGUT
Senior Academic Counselor

Chad Grotegut is in his sixth year on the staff of Notre Dame's Office of Academic Services for Student-Athletes, having arrived at the University in August 2007. In his current position, he works primarily with the Fighting Irish women's basketball, hockey, women's lacrosse, and men's and women's soccer teams.

Grotegut is assigned to monitor the academic performance and eligibility status of assigned student-athletes. He also helps student-athletes create individual learning plans, gauges academic success, oversees components of the first year transition program and coordinates programming for the summer bridge program geared towards incoming first year student-athletes.

Prior to arriving at Notre Dame, Grotegut worked as an academic program coordinator at Iowa State University from 2000-07, primarily working with football student-athletes.

Grotegut has served as a presenter at the national conference for the National Association of Athletic Academic Advisors and is a member of the National Association of Student Personnel Administration.

A native of Postville, Iowa, Grotegut earned his bachelor of education degree from Iowa State University in 2000 and a master's degree in educational leadership & policy studies from Iowa State in 2003.

Grotegut and his wife, Jennifer, who also is a graduate of Iowa State, reside in South Bend.



ANNE MARQUEZ
Assistant Athletic Trainer

Anne Marquez is in her seventh year an assistant athletic trainer at Notre Dame, currently focusing her responsibilities on the Fighting Irish women's basketball and cheerleading teams.

In the summer of 2012, Marquez had the honor of representing her country as the athletic trainer for the USA Basketball U18 Women's National Team that went 5-0 and won the gold medal at the FIBA Americas U18 Championship in Puerto Rico (current Fighting Irish freshman guard Michaela Mabrey was a member of that championship squad).

Marquez arrived at Notre Dame in October 2006 following three years as an assistant athletic trainer at Louisiana Tech, where she worked with the famed Lady Techster women's basketball program, as well as the school's football and women's soccer teams. She was also the department's insurance coordinator and taught the "Introduction to Sports Medicine" course to undergraduate student-athletic trainers.

Marquez went to Louisiana Tech after serving as a graduate assistant at Northwestern State University in Natchitoches, La., where she earned her master's degree in sports administration. While at NSU, Marquez worked with the Demon's women's basketball and football teams, while also serving as an instructor for CPR and first aid courses for university students.

Marquez received her bachelor's degree in sports medicine from the University of West Florida in 2001. While at UWF, she worked with the Argonauts' men's and women's cross country, women's soccer and softball teams.

A native of Framingham, Mass., Marquez is board certified by the National Athletic Trainers Association (NATA).



Chris Masters is in his 12th year on the athletic media relations staff at Notre Dame, and his third as associate director. He is the primary media relations contact for the Fighting Irish women's basketball and women's soccer programs, and also serves as the on-site content editor for the official Notre Dame athletics web site (UND.com), helping to coordinate extensive redesigns of the site in the summers of 2009 and 2011, while currently overseeing a nine-person student staff that includes four web editors and five photographers.

During his tenure at Notre Dame, Masters has promoted five NCAA Final Four squads and nine BIG EAST championship teams, and has successfully promoted eight basketball players and six soccer players for a total of 19 All-America honors.

Prior to coming to Notre Dame, Masters spent three years as assistant sports information director at Western Kentucky University, serving as media relations contact for the women's basketball and volleyball programs. He also spent time as the publications coordinator for WKU's entire 20-sport athletics department, promoted two women's basketball All-Americans, assisted in the development of the school's official athletics web site (wkusports.com), and served as media relations coordinator for the 2000 Sun Belt Conference Women's Basketball Championship.

In 1996, Masters graduated *cum laude* with a bachelor's degree in journalism and politics & government from Ohio Wesleyan University. Two years later, he earned his master's degree in mass communications (public relations emphasis) from Kansas State University, where he also worked in the KSU sports information office as both a student assistant and graduate intern, specifically focusing on the Wildcats' women's basketball and volleyball programs.

An active member of CoSIDA since 1996, Masters is in his 14th year as a district coordinator on that organization's Academic All-America® Committee. He also is a member of the Football Writers Association of America (FWAA) and United States Basketball Writers Association (USBWA).

A native of San Francisco, Calif., the 38-year-old Masters now makes his home in Mishawaka.



Brigitte Lawless is serving as the senior equipment manager for the Notre Dame women's basketball program during the 2012-13 season.

In that role, Lawless oversees all equipment distribution and maintenance for the program. Working directly with assistant coach Niele Ivey, Lawless determines and fulfills apparel needs for players and coaches. She and her fellow senior manager, Katie Schwab, also help to ensure that practices, trips, recruiting efforts, and summer camps are well-organized and run smoothly. Together, they aid the coaches and players on a day-to-day basis by being available and ready to help in any way necessary.

Lawless is currently enrolled in Notre Dame's College of Arts and Letters, where she is completing work on her bachelor of arts degree in sociology with minors in business and economics.

A native of Morristown, N.J., Lawless is the third of five children to parents Fred and Mary Alice Lawless. Her brother, Ted ('07, '08MSA), and sister, Sarah ('08, '11MNA), are both graduates of Notre Dame and "double domers," with Sarah also having previously served as a student manager for the Fighting Irish women's basketball program in 2007-08 (she currently is recruiting services coordinator for the Notre Dame football program). She also has two younger sisters, Grace and Cary, who currently are in their sophomore years at nearby Saint Mary's College.

Lawless graduated in 2009 from Villa Walsh Academy in Morristown, N.J.



Katie Schwab is the senior personnel manager for the Notre Dame women's basketball team in 2012-13.

In her position as personnel manager, Schwab is responsible for a variety of daily and long-term activities that require her to extensively collaborate with coordinator of basketball operations, Matt Chupp, and associate director of operations & technology, Angie Potthoff. These responsibilities include coordinating all aspects of team travel, dining, and activities with Chupp, assisting Potthoff with film, and coordinating coaches' and players' tickets for home and away games. She is the team's direct liaison to the Athletics Business Office and assists in planning and running numerous team functions that include summer camps, recruiting visits, and banquets.

In addition, Schwab and fellow senior manager, Brigitte Lawless, collaborate to ensure practices and games run smoothly by keeping game statistics, assisting coaches and players during timeouts, and aiding the coaching staff as needed.

A native of Ironton, Ohio, Schwab is enrolled at nearby Saint Mary's College, where she is pursuing her bachelor of arts degree in communication studies (public relations and advertising concentration), with an anticipated May 2013 graduation date.

Born in Ashland, Ky, Schwab is the youngest daughter of John and Tammy Schwab. In 2009, she graduated as valedictorian from Saint Joseph Central Catholic High School in Ironton, Ohio.

Schwab's oldest sister, Jennifer, received her bachelor's degree from Ohio Dominican and master's degree from Ohio State. Her sister, Sarah, is a Xavier and is currently working on her master's degree at West Florida. Her brother, Ryan, is a recent Notre Dame graduate and is finishing his master's degree in education through the University's ACE program.

NOTRE DAME

FIGHTING IRISH



2012-13 WOMEN'S BASKETBALL

OPPONENTS

Notre Dame could play as many as 19 of its 29 regular-season games against teams that advanced to postseason play in 2012, including 13 against NCAA Championship qualifiers, led by home visits from Baylor and Connecticut.



ALABAMA A&M LADY BULLDOGS

World Vision Classic - First Round
Wednesday, Dec. 19 • 3 p.m. PT/6 p.m. ET
Las Vegas, Nev. • Cox Pavilion
First Meeting

Location: Normal, Ala.
Founded: 1875
Enrollment: 5,814
Colors: Maroon and White
Conference: SWAC
Arena (Capacity):
T.M. Elmore Gym (6,000)

Athletics Director:

Bryan Hicks
Head Coach:
Atherias Wamley (UAB '90)
Record at AAMU (Yrs.):
141-146 (12)

Career Record (Yrs.): same
Assistants: Dorianne Johnson (Ole Miss '97), Melvin Williams (Middle Tennessee)

2011-12 Record (Conf./Finish): 17-12 (12-6/5th)
Postseason: None
Final Ranking: Not ranked
Starters Returning/Lost: 3/2
Letterwinners Returning/Lost: 11/3
Returning Starters (Pos., Yr., Ht.): Shundray Davis (G, Sr., 5-8); Na'Dra Robertson (C, Sr., 6-3); Jasmine Sanders (F, Jr., 5-10)

Women's Basketball SID:
Oralia Washington
Office: (256) 372-4005
Fax: (256) 372-5919
E-mail: aamusports@yahoo.com
Press Row: TBA
Web Site: aamusports.com



BAYLOR LADY BEARS

Wednesday, Dec. 5 • 7 p.m. ET
Notre Dame, Ind. • Purcell Pavilion
Baylor Leads Series 3-0

Location: Waco, Texas
Founded: 1845
Enrollment: 15,029
Colors: Green and Gold
Conference: Big 12
Arena (Capacity):
Ferrell Center (10,284)

Athletics Director:

Ian McCaw
Head Coach: Kim Mulkey (Louisiana Tech '84)
Record at BU (Yrs.):
338-79 (12)

Career Record (Yrs.): Same
Associate Head Coach:
Bill Brock (Southeastern Oklahoma '76)
Assistants: Damien McKinney (Midwestern State '98), Rekha Patterson (North Carolina A&T '01)

2011-12 Record (Conf./Finish): 40-0 (18-0/1st)

Postseason:
NCAA champion
Final Ranking: 1st (AP/1st (ESPN/USA Today))
Starters Returning/Lost: 5/0
Letterwinners Returning/Lost: 8/3
Returning Starters (Pos., Yr., Ht.): Brittney Griner (C, Sr., 6-8); Kimetria Hayden (G, Sr., 6-0); Jordan Madden (G, Sr., 6-0); Odyssey Sims (G, Jr., 5-8); Destiny Williams (F/P, Sr.-RS, 6-1)

Women's Basketball SID:
Julie Bennett
Office: (254) 710-3043
Fax: N/A
E-mail: Julie_Bennett@baylor.edu
Press Row: (254) 710-3955
Web Site: baylorbears.com



CENTRAL MICHIGAN CHIPPEWAS

Thursday, Nov. 29 • 7 p.m. ET
Mount Pleasant, Mich. • McGuirk Arena
Notre Dame Leads Series 2-1

Location:
Mount Pleasant, Mich.
Founded: 1892
Enrollment: 27,693
Colors: Maroon and Gold
Conference: Mid-American
Arena (Capacity):
McGuirk Arena (5,300)

Athletics Director:

Dave Heeke
Head Coach: Sue Guevara (Saginaw Valley State '82)
Record at CMU (Yrs.):
76-82 (5)

Career Record (Yrs.):
199-164 (12)
Associate Head Coach:
Heather Osterle (Michigan '02)
Assistants: Andrew Woodrich (Bethel '07), Raina Harmon (Central Michigan '04)

2011-12 Record (Conf./Finish): 20-16 (8-8/3rd West)
Postseason: WNIT 1st round
Final Ranking: Not ranked
Starters Returning/Lost: 5/0
Letterwinners Returning/Lost: 9/2
Returning Starters (Pos., Yr., Ht.): Brandie Baker (G, Sr., 6-0); Jas' Mine Bracey (F, So., 6-2); Jessica Green (G, So., 5-10); Taylor Johnson (F, Jr., 5-11); Kyle Welch (G, Jr., 5-4)

Women's Basketball SID:
Kyle Kelley
Office: (989) 774-1128
Fax: (989) 744-5391
E-mail:
kyle.kelley@cmich.edu
Press Row: (989) 774-3579
Web Site:
cmichchippewas.com



CINCINNATI BEARCATS

Saturday, Feb. 2 • 2 p.m. ET
Notre Dame, Ind. • Purcell Pavilion
Notre Dame Leads Series 8-0

Location: Cincinnati, Ohio
Founded: 1819
Enrollment: 42,421
Colors: Red and Black
Conference: BIG EAST
Arena (Capacity):
Fifth Third Arena (13,176)

Athletics Director:

Whit Babcock
Head Coach:
Jamelie Elliott (Connecticut '96)
Record at CIN (Yrs.):
37-53 (3)

Career Record (Yrs.): Same
Assistants: Tasha McDowell (St. Ambrose '97), Katie Rokus (South Carolina-Aiken '03), Aaron Swinson (Auburn '05)

2011-12 Record (Conf./Finish): 16-16 (16-10/7th)
Postseason: WNIT 2nd round
Final Ranking: Not ranked
Starters Returning/Lost: 3/2
Letterwinners Returning/Lost: 8/4
Returning Starters (Pos., Yr., Ht.): Kayla Cook (G, Jr., 5-10); Dayesha Hollins (G, RS-Jr., 5-6); Tiffany Turner (F, Jr., 6-1)

Women's Basketball SID:
TBA
Office: (513) 556-5191
Fax: (513) 556-0619
E-mail: TBA
Press Row: (513) 556-3800
Web Site: gobeercats.com



CONNECTICUT HUSKIES

Saturday, Jan. 5 • 4 p.m. ET
Storrs, Conn. • Gampel Pavilion
Monday, March 4 • 7 p.m. ET
Notre Dame, Ind. • Purcell Pavilion
Connecticut Leads Series 2-8

Location: Storrs, Conn.
Founded: 1881
Enrollment: 30,525
Colors: National Flag Blue (Navy) & White
Conference: BIG EAST
Arena (Capacity):
Gampel Pavilion (10,167)

Athletics Director:

Warde Manuel
Head Coach:
Geno Auriemma (West Chester '81)
Record at UCONN (Yrs.):
804-129 (27)

Career Record (Yrs.): Same
Associate Head Coach:
Chris Dailey (Rutgers '82)
Assistants: Shea Ralph (Connecticut '01), Marisa Moseley (Boston Univ. '04)

2011-12 Record (Conf./Finish): 33-5 (13-3/T-2nd)
Postseason: NCAA Final Four
Final Ranking: 3rd (AP/4th (ESPN/USA Today))
Starters Returning/Lost: 4/1
Letterwinners Returning/Lost: 8/3

Returning Starters (Pos., Yr., Ht.): Stefanie Dolson (C, Jr., 6-5); Caroline Doty (G, Sr., 5-10); Kelly Faris (G, Sr., 5-11); Bria Hartley (G, Jr., 5-7)

Women's Basketball SID:
Pat McKenna
Office: (860) 486-2394
Fax: (860) 486-5085
E-mail:
patrick.mckenna@uconn.edu
Press Row: (860) 486-1888
Web Site: uconnhuskies.com



DePAUL BLUE DEMONS

Sunday, Feb. 24 • 2:30 p.m. CT/3:30 p.m. ET
Chicago, Ill. • McGrath-Phillips Arena
DePaul Leads Series 19-18

Location: Chicago, Ill.
Founded: 1898
Enrollment: 25,145
Colors: Royal Blue and Scarlet
Conference: BIG EAST
Arena (Capacity): McGrath-Phillips Arena (3,000)

Athletics Director:

Jean Lenti Ponsetto
Head Coach:
Doug Bruno (DePaul '73)
Record at DPU (Yrs.):
510-282 (26)

Career Record (Yrs.):
550-312 (28)
Assistants: Candis Blankson (DePaul '01), Bart Brooks (Wyoming '04), Jill Pizzotti (Southeast Missouri '89)

2011-12 Record (Conf./Finish): 23-11 (9-7/6th)
Postseason: NCAA 2nd round
Final Ranking: 1st (AP/24th (ESPN/USA Today))
Starters Returning/Lost: 4/1
Letterwinners Returning/Lost: 3/2
Returning Starters (Pos., Yr., Ht.): Katherine Hany (F, Sr., 6-3); Brittany Hynko (G, So., 5-8); Anna Martin (G, Sr., 5-9); Jasmine Penny (F, Jr., 6-1)

Women's Basketball SID:
Alicia Pope
Office: (773) 325-4740
Fax: (773) 325-7531
E-mail: apope@depaul.edu
Press Row: (773) 325-4901
Web Site:
depaulbluedemons.com



GEORGETOWN HOYAS

Tuesday, Jan. 15 • 7 p.m. ET
Notre Dame, Ind. • Purcell Pavilion
Notre Dame Leads Series 25-3

Location: Washington, D.C.
Founded: 1789

Enrollment: 15,318

Colors: Blue and Gray

Conference: BIG EAST

Arena (Capacity):

McDonough Arena (2,400)

Athletics Director:

Lee Read

Head Coach: Keith Brown

(South Carolina St. '88)

Record at GU (Yrs.): First year

Career Record (Yrs.): Same

Assistants: Tim Valentine

(Southern Wesleyan '09),

Krystal Reeves-Evans

(Southern Miss '02), Kenya

Kirkland (Georgetown '10)

2011-12 Record (Conf./

Finish): 23-9 (11-5/7-4th)

Postseason:

NCAA 2nd round

Final Ranking: 18th (AP/

17th (ESPN/USA Today)

Starters Returning/Lost:

2/3

Letterwinners Returning/

Lost: 7/8

Returning Starters (Pos.,

Yr., Ht.): Sugar Rodgers (G,

So., 5-11), Sydney Wilson

(C, Sr., 6-6)

Women's Basketball SID:

Barbara Barnes

Office: (202) 687-7155

Fax: (202) 687-2491

E-mail:

bj57@georgetown.edu

Press Row: (202) 687-1581

Web Site: guhoyas.com



KANSAS STATE WILDCATS

World Vision Classic - Possible Opponent
Las Vegas, Nev. • Cox Pavilion
Notre Dame Leads Series 1-0

Location: Manhattan, Kan.

Founded: 1863

Enrollment: 23,556

Colors:

Royal Purple and White

Conference: Big-12

Arena (Capacity):

Bramlage Coliseum (12,528)

Athletics Director:

John Currie

Head Coach: Deb Patterson

(Rockford College '79)

Record at KSU (Yrs.):

320-189 (16)

Career Record (Yrs.): Same

Associate Head Coach:

Kamie Ethridge (Texas '87)

Assistants: Kelly Moylan

(Kansas State '94), Shalee

Lehning (Kansas State '09)

2011-12 Record (Conf./

Finish): 20-14 (9-9/T-4th)

Postseason:

NCAA 2nd round

Final Ranking: Not ranked

Starters Returning/Lost:

2/3

Letterwinners returning/

Lost: 6/6

Returning Starters (Pos.,

Yr., Ht.): Brittany Chambers

(G, Sr., 5-8), Mariah White

(G, Sr., 5-7)

Women's Basketball SID:

Randy Peterson

Office: (785) 532-7975

Fax: (785) 532-6093

E-mail: rpeterson@

kstatesports.com

Press Row: (785) 532-3423

Web Site: kstatesports.com



LOUISVILLE CARDINALS

Monday, Feb. 11 • 9 p.m. ET
Notre Dame, Ind. • Purcell Pavilion
Notre Dame Leads Series 8-4

Location: Louisville, Ky.

Founded: 1798

Enrollment: 22,000

Colors:

Red, Black and White

Conference: BIG EAST

Arena (Capacity):

KFC Yum! Center (22,000)

Athletics Director:

Tom Jurich

Head Coach: Jeff Walz

(Northern Kentucky '95)

Record at LOU (Yrs.):

119-56 (5)

Career Record (Yrs.): Same

Associate Head Coach:

Stephanie Norman (Arizona

State '89)

Assistants: Cameron

Newbauer (IPFW '01),

Samantha Williams (Auburn

'99)

2011-12 Record (Conf./

Finish): 23-10 (10-6/T-6th)

Postseason:

NCAA 2nd round

Final Ranking: 19th (AP/

16th (ESPN/USA Today)

Starters Returning/Lost:

4/1

Letterwinners Returning/

Lost: 11/1

Returning Starters (Pos.,

Yr., Ht.): Shoni Schimmel (G,

Jr., 5-10), Bria Smith (G, So.,

5-10), Asia Taylor (F, Sr., 6-1),

Sherome Vails (C, Jr., 6-4)

Women's Basketball SID:

Kim Pemberton

Office: (502) 852-7711

Fax: (502) 852-7401

E-mail:

kapemb01@louisville.edu

Press Row: (502) 852-5567

Web Site: uoflsports.com



MARQUETTE GOLDEN EAGLES

Sunday, Feb. 17 • 1:30 p.m. CT/2:30 p.m. ET
Milwaukee, Wis. • Al McGuire Center
Notre Dame Leads Series 31-6

Location: Milwaukee, Wis.

Founded: 1881

Enrollment: 11,689

Colors: Blue and Gold

Conference: BIG EAST

Arena (Capacity):

Al McGuire Center (4,000)

Athletics Director:

Larry Williams

Head Coach: Terry Mitchell

(Duquesne '89)

Record at MU (Yrs.):

310-188 (16)

Career Record (Yrs.): Same

Associate Head Coach:

Michelle Nason (Bradley '95)

Assistants: Christina Quayle

(Marquette '07), Tyler

Summitt (Tennessee '12)

2011-12 Record (Conf./

Finish): 14-17 (4-12/14th)

Postseason: None

Final Ranking: Not ranked

Starters Returning/Lost:

5/0

Letterwinners Returning/

Lost: 11/0

Returning Starters (Pos.,

Yr., Ht.): Gabi Minix (G, Jr.,

5-9), Arlesia Morse (G, So.,

5-10), Katherine Plouffe (F, Jr.,

6-3), Sarina Simmons (F, Sr.,

6-1), Katie Young (G, Jr., 5-11)

Women's Basketball SID:

Megan O'Shea

Office: (414) 288-7419

Fax: (414) 288-6519

E-mail: megan.oshea@

marquette.edu

Press Row: (414) 288-0340

Web Site: gomarquette.com



MASSACHUSETTS MINUTEWOMEN

Sunday, Nov. 18 • 2 p.m. ET
Notre Dame, Ind. • Purcell Pavilion
Notre Dame Leads Series 1-0

Location: Amherst, Mass.

Founded: 1863

Enrollment: 27,016

Colors: Maroon and White

Conference: Atlantic 10

Arena (Capacity):

William D. Mullins Memorial Center

(9,493)

Athletics Director:

John McCulcheon

Head Coach: Sharon

Dawley (St. Anselm '83)

Record at UMASS (Yrs.):

15-44 (2)

Career Record (Yrs.):

280-132 (18)

Assistants: Jen MacAulay

(Vermont '02), Morgan Valley

(Connecticut '05), Allison

Brown (Vermont '07)

2011-12 Record (Conf./

Finish): 8-21 (3-11/T-12th)

Postseason: None

Final Ranking: Not ranked

Starters Returning/Lost:

2/3

Letterwinners Returning/

Lost: 8/3

Returning Starters (Pos.,

Yr., Ht.): Carolann Cloutier (G,

Jr.-RS, 5-9), Jasmine Watson

(C, Sr., 6-3)

Women's Basketball SID:

Cody Lahl

Office: (413) 577-3061

Fax: N/A

E-mail:

clahl@damian.umass.edu

Press Row: (413) 545-6139

Web Site:

umassathletics.com



MERCER BEARS

Tuesday, Nov. 20 • 7 p.m. ET
Notre Dame, Ind. • Purcell Pavilion
Notre Dame Leads Series 1-0

Location: Macon, Ga.

Founded: 1833

Enrollment: 3,300

Colors: Black and Orange

Conference: Atlantic Sun

Arena (Capacity):

Hawkins Arena (3,200)

Athletics Director:

Jim Cole

Head Coach: Susie Gardner

(Georgia '88)

Record at MU (Yrs.):

6-23 (2)

Career Record (Yrs.):

184-197 (13)

Assistants: Rhett Wierzb

(Austin Peay '04), Tiffany

Swafford (Austin Peay '02),

Angie Nelp (Colorado State

'02)

2011-12 Record (Conf./

Finish): 6-23 (4-14/9th)

Postseason: none

Final Ranking: not ranked

Starters Returning/Lost:

5/0

Letterwinners Returning/

Lost: 10/3

Returning Starters (Pos.,

Yr., Ht.): Tabitha Bradshaw

(G, So., 5-8), Precious Bridges

(G, So., 5-6), Ryvan

Buchanan (F, Sr., 5-11), Shari

Smith (F, Sr., 6-0), Briana

Williams (G, Jr., 5-7)

Women's Basketball SID:



OHIO STATE BUCKEYES

Carrier Classic

Friday, Nov. 9 • 4 p.m. ET
Mount Pleasant, S.C. • USS Yorktown
Series Tied 1-1

Location: Columbus, Ohio

Founded: 1870

Enrollment: 64,077

Colors: Scarlet and Gray

Conference: Big Ten

Arena (Capacity): Value

City Arena (19,500)

Athletics Director:

Gene Smith

Head Coach: Jim Foster

(Temple '80)

Record at OSU (Yrs.):

261-69 (10)

Career Record (Yrs.):

765-294 (34)

Assistants: Debbie Black

(Saint Joseph's '88), Ed

Baldwin (North Carolina

Central '76), Patrick Klein

(Ohio State '05)

2011-12 Record (Conf/

Finish): 25-7 (11-5/2nd)

Postseason: NCAA

1st round

Final Ranking: 16th (AP/

22nd (ESPN/USA Today)

Starters Returning/Lost

4/1

Letterwinners Returning/Lost

12/1

Returning Starters (Pos.,

Yr., Ht.): Ashley Adams (C,

Jr., 6-5; Kalpana Beach (F,

So., 6-1); Taylor Hill (G, Sr.,

5-10); Amber Stokes (G,

Sr.-RS, 5-10)

Women's Basketball SID:

Adam Widman

Office: (614) 247-0011

Fax: (614) 292-6861

E-mail: widman.12@osu.edu

Press Row: (614) 688-5330

Web Site:

ohiostatebuckeyes.com



OLD DOMINION LADY MONARCHS

World Vision Classic - Possible Opponent
Las Vegas, Nev. • Cox Pavilion
Old Dominion Leads Series 5-1

Location: Norfolk, Va.

Founded: 1930

Enrollment: 24,466

Colors: Slate Blue, Silver

and Sky Blue

Conference: Colonial

Arena (Capacity): Ted

Constant Convocation Center

(8,600)

Athletics Director:

Dr. Wood Seig

Head Coach: Karen Barefoot

(Christopher Newport '95)

Record at ODU (Yrs.):

11-21 (1)

Career Record (Yrs.):

221-165 (14)

Assistants: Amaka Agugua

(Holstra '05), Richard Fortune

(Virginia State '88), Tom Mc-

Connell (Park Point '84)

2011-12 Record (Conf/

Finish): 11-21 (7-11/8th)

Postseason: none

Final Ranking: None

Starters Returning/Lost

3/2

Letterwinners Returning/Lost

7/2

Returning Starters (Pos.,

Yr., Ht.): Ashley Betz-White

(G, So., 5-4); Mairi Buchan

(F, Sr., 6-2); Jackie Cook

(G, Sr., 6-0)

Women's Basketball SID:

Eric Bohannon

Office: (757) 683-3374

Fax: (757) 683-3119

E-mail: ebohanno@odu.edu

Press Row: (757) 683-5596

Web Site: odusports.com



PITTSBURGH PANTHERS

Wednesday, Jan. 23 • 7 p.m. ET
Pittsburgh, Pa. • Petersen Events Center
Notre Dame Leads Series 20-3

Location: Pittsburgh, Pa.

Founded: 1787

Enrollment: 28,766

Colors: Blue and Gold

Conference: BIG EAST

Arena (Capacity): Petersen

Events Center (12,508)

Athletics Director:

Steve Pederson

Head Coach: Agnus Berenato

(Mount St. Mary's '88)

Record at PITT (Yrs.):

152-128 (9)

Career Record (Yrs.):

435-392 (28)

Associate Head Coach:

Patty Doyle (Rutgers '82)

Assistants: Khadija J. Head

(Murray State '03), Mallorie

Winn (Pittsburgh '07)

2011-12 Record (Conf/

Finish): 8-22 (0-16/16th)

Postseason: None

Final Ranking: Not ranked

Starters Returning/Lost

4/1

Letterwinners Returning/Lost

3/2

Returning Starters (Pos.,

Yr., Ht.): Ashley Anderson

(G, Jr.-RS, 5-9); Abby Dowd

(F, Jr.-RS, 6-2); Kyra Dunn

(F, Jr., 6-2); Brianna Kiesel

(G, So., 5-7)

Women's Basketball SID:

Stacey Brann

Office: (412) 383-8650

Fax: (412) 648-8248

E-mail:

sbrann@athletics.pitt.edu

Press Row: (412) 648-2318

Web Site:

pittsburghpanthers.com



PROVIDENCE FRIARS

Saturday, Jan. 28 • 2 p.m. ET
Notre Dame, Ind. • Purcell Pavilion
Saturday, March 2 • 4 p.m. ET
Providence, R.I. • Alumni Hall
Notre Dame Leads Series 20-0

Location: Providence, R.I.

Founded: 1917

Enrollment: 3,852

Colors:

Black, White and Silver

Conference: BIG EAST

Arena (Capacity):

Alumni Hall (2,620)

Athletics Director:

Robert G. Driscoll, Jr.

Head Coach: Susan

Robinson Fuchtl (Penn State

'92)

Record at PC (Yrs.): First year

Career Record (Yrs.):

74-83 (5)

Assistants: Dan Durkin

(Mount St. Mary's '75),

Kristeena Alexander (George

Washington '00), Dario

Hernandez (Shaw '10)

2011-12 Record (Conf/

Finish): 13-17 (5-11/13th)

Postseason: None

Final Ranking: Not ranked

Starters Returning/Lost

0/5

Letterwinners Returning/Lost

6/7

Returning Starters (Pos.,

Yr., Ht.): N/A

Women's Basketball SID:

Jennifer Rynearson

Office: (401) 865-2208

Fax: (401) 865-2593

E-mail:

jrynears@providence.edu

Press Row: (401) 865-2810

Web Site:

friars.com



PURDUE BOILERMAKERS

Saturday, Dec. 29 • 2 p.m. ET
Notre Dame, Ind. • Purcell Pavilion
Purdue Leads Series 14-11

Location: W. Lafayette, Ind.

Founded: 1869

Enrollment: 39,637

Colors: Black and Old Gold

Conference: Big Ten

Arena (Capacity): Mackey

Arena (14,846)

Athletics Director:

Morgan J. Burke

Head Coach:

Sharon Versyp (Purdue '89)

Record at PUR (Yrs.):

136-70 (6)

Career Record (Yrs.):

253-135 (12)

Assistants: Nadine Morgan

(James Madison '03), Christy

Smith (Arkansas '98), Lindsay

Wisdom-Hylton (Purdue '09)

2011-12 Record (Conf/

Finish): 25-9 (11-5/T-2nd)

Postseason: NCAA 2nd round

Final Ranking: 13th (AP/

18th (ESPN/USA Today)

Starters Returning/Lost

3/2

Letterwinners Returning/Lost

8/5

Returning Starters (Pos.,

Yr., Ht.): KK Houser (G, Jr.-

RS, 5-6); Courtney Moses (G,

Jr., 5-6); Sam Ostarelllo (F, Sr.,

6-2)

Women's Basketball SID:

Sara White

Office: (765) 494-6235

Fax: (765) 494-5447

E-mail:

sarawhite@purdue.edu

Press Row:

(765) 494-6364/6365

Web Site: purduesports.com



RUTGERS SCARLET KNIGHTS

Sunday, Jan. 13 • 3:30 p.m. ET
Notre Dame, Ind. • Purcell Pavilion
Rutgers Leads Series 16-12

Location: Piscataway, N.J.

Founded: 1766

Enrollment: 42,327

Color: Scarlet

Conference: BIG EAST

Arena (Capacity): Louis

Brown Athletic Center (8,000)

Athletics Director:

Tim Perneti

Head Coach: C. Vivian

Stinger (Slippery Rock '71)

Record at RU (Yrs.):

365-183 (17)

Career Record (Yrs.):

885-318 (41)

Assistants: Tasha Pointer

(Rutgers '01), Chelsea

Newton (Rutgers '05), Tia

Jackson (Iowa '95)

2011-12 Record (Conf/

Finish): 22-10 (10-6/T-6th)

Postseason: NCAA first

round

Final Ranking: 23rd (AP/

RV (ESPN/USA Today)

Starters Returning/Lost

2/3

Letterwinners Returning/Lost

3/4

Returning Starters (Pos.,

Yr., Ht.): Monique Oliver (F/C,

Sr., 6-2); Erica Wheeler (G,

Sr., 5-7)

Women's Basketball SID:

Kimberly Zikovich

Office: (732) 445-7882

Fax: (732) 445-3063

E-mail: kzikovich@

scarletknights.com

Press Row: (732) 445-4200

Web Site:

scarletknights.com



SAINT FRANCIS (PA.) RED FLASH

Monday, Dec. 31 • 1 p.m. ET
Notre Dame, Ind. • Purcell Pavilion
Notre Dame Leads Series 1-0

Location: Loretto, Pa.
Founded: 1947
Enrollment: 2,300
Colors: Red and White
Conference: Northeast
Arena (Capacity):
DeGol Arena (3,500)

Athletics Director:

Bob Krimmel

Head Coach:

Joe Haigh (Notre Dame '95)
Record at SFU (Yrs.):
First year

Career Record (Yrs.): Same
Assistants: Tiffani Selhorst
(Wright State '04), Eddie
Benton (Vermont '96), Tenisha
Gittens (Hofstra '07)

**2011-12 Record (Conf./
Finish):** 14-16 (11-7/7-4th)
Postseason: None
Final Ranking: Not ranked
Starters Returning/Lost:
3/2
**Letterwinners Returning/
Lost:** 13/4
**Returning Starters (Pos.,
Yr., Ht.):** Nickia Gibbs (G,
Sr., 5-8); Alexa Hayward
(G, So., 5-8); Ali Williams
(F, Jr., 6-0)

Women's Basketball SID:

Jeff Symonds
Office: (814) 472-3128
Fax: (814) 472-3209
E-mail:
jsymonds@sfrcis.edu
Press Row: (814) 472-3145
Web Site: sfstathletics.com



ST. JOHN'S RED STORM

Sunday, Jan. 20 • Noon ET
Notre Dame, Ind. • Purcell Pavilion
Notre Dame Leads Series 21-3

Location: Jamaica, N.Y.
Founded: 1870
Enrollment: 21,067
Colors: Red and White
Conference: BIG EAST
Arena (Capacity):
Camesecca Arena (5,602)

Athletics Director:

Chris Monasch

Head Coach:

Joe Tartamella
(James Madison '01)
Record at STJ (Yrs.):
First year

Career Record (Yrs.): Same
Assistants: Angel
Elderkin (Southern Maine
'99), Jonath Nicholas (Trinity
'97), Priscilla Edwards (St.
Bonaventure '08)

**2011-12 Record (Conf./Fin-
ish):** 24-10 (13-3/2-nd)

Postseason: NCAA
Sweet 16
Final Ranking: 14th (AP/
15th (ESPN/USA Today)
Starters Returning/Lost:
5/1
**Letterwinners Returning/
Lost:** 9/3
**Returning Starters (Pos.,
Yr., Ht.):** Nadirah Mckenith
(G, Sr., 5-7); Eugeneia
McPherson (G, Sr., 5-8);
Sherneika Smith (G, Sr.,
6-1); Amber Thompson (F,
So., 6-2)

Women's Basketball SID:

Kristin Quinn
Office: (718) 990-1522
Fax: (718) 999-9468
E-mail: duffyk@stjohns.edu
Press Row: (718) 990-5713
Web Site:
redstormsports.com



SETON HALL PIRATES

Saturday, Feb. 9 • 2 p.m. ET
South Orange, N.J. • Walsh Gymnasium
Notre Dame Leads Series 20-4

Location: South Orange, N.J.
Founded: 1856
Enrollment: 5,300
Colors: Blue and White
Conference: BIG EAST
Arena (Capacity):
Walsh Gymnasium (2,600)

Athletics Director:

Patrick Lyons

Head Coach:

Anne Donovan
(Old Dominion '83)
Record at SHU (Yrs.):
16-44 (2)

Career Record (Yrs.):
49-95 (5)
Assistants: Ty Grace (New
Haven '93), Catherine Proto
(Springfield '01), Bett Shelby
(Greensboro '06)

**2011-12 Record (Conf./
Finish):** 8-23 (1-15/15th)
Postseason: None
Final Ranking: Not ranked
Starters Returning/Lost:
3/2
**Letterwinners Returning/
Lost:** 7/5
**Returning Starters (Pos.,
Yr., Ht.):** Terry Green (G,
Jr., 5-8); Alexandra Masoko
(F, Sr., 6-0); Brittany Morris
(G, Sr., 5-6)

Women's Basketball SID:

Vincent Novicki
Office: (973) 761-9493
Fax: (973) 761-9061
E-mail:
vincent.novicki@shu.edu
Press Row: (973) 761-9493
Web Site: shupirates.com



SOUTH FLORIDA (USF) BULLS

Tuesday, Jan. 8 • 7 p.m. ET
Tampa, Fla. • Sun Dome
Notre Dame Leads Series 8-2

Location: Tampa, Fla.
Founded: 1956
Enrollment: 45,074
Colors: Green and Gold
Conference: BIG EAST
Arena (Capacity):
Sun Dome (10,411)

Athletics Director:

Doug Woolard

Head Coach:

Jose Fernandez (FIU '94)
Record at USF (Yrs.):
189-184 (12)

Career Record (Yrs.): Same
Associate Head Coach:
Jeff Osterman (Siena '92)

Assistants: Carrie Banks
(Detroit '00), Michele Woods-
Baxter (St. John Fisher '87)

**2011-12 Record (Conf./
Finish):** 19-16 (8-8/9th)
Postseason: WNIT 3rd
round
Final Ranking: Not ranked
Starters Returning/Lost:
4/1
**Letterwinners Returning/
Lost:** 11/1
**Returning Starters (Pos.,
Yr., Ht.):** Inga Orehkova (G,
Jr., 6-2); Caitlin Rowe (C,
Sr., 4-4); Kaneisha Saunders
(G, Sr., 5-7); Andreell Smith
(G, Sr., 5-8)

Women's Basketball SID:

Charlie Terezio
Office: (813) 974-5755
Fax: (813) 974-5328
E-mail: cterezio@usf.edu
Press Row: TBA
Web Site: gousfbulls.com



SYRACUSE ORANGE

Tuesday, Feb. 26 • 7 p.m. ET
Notre Dame, Ind. • Purcell Pavilion
Notre Dame Leads Series 25-2

Location: Syracuse, N.Y.
Founded: 1870
Enrollment: 13,987
Color: Orange
Conference: BIG EAST
Arena (Capacity):
Carrier Dome (34,616)

Athletics Director:

Daryl Gross

Head Coach:

Quentin Hillsman (St. Mary's '93)
Record at SU (Yrs.):
120-80 (6)

Career Record (Yrs.): Same
Associate Head Coach:
Matt Luneau (Johnson St. '91)

Assistants: Kelly Gibson
(Maryland '99), Vonn Read
(Clark '97)

**2011-12 Record (Conf./
Finish):** 22-15 (6-10/7-10th)
Postseason:
WNIT semifinals
Final Ranking: Not ranked
Starters Returning/Lost:
4/1
**Letterwinners Returning/
Lost:** 10/2
**Returning Starters (Pos.,
Yr., Ht.):** Kayla Alexander (C,
Sr., 6-4); Rachel Coffey (G,
Jr., 5-7); Elashier Hall (G, Sr.,
5-11); Carmen Tyson-Thomas
(G, Sr., 5-9)

Women's Basketball SID:

David Gunn
Office: (315) 443-2808
Fax: (315) 443-3405
E-mail: dgunn@syr.edu
Press Row: (315) 443-4241
Web Site: suathletics.com



TENNESSEE LADY VOLUNTEERS

Monday, Jan. 30 • 7 p.m. ET
Knoxville, Tenn. • Thompson-Boling Arena
Tennessee Leads Series 20-2

Location: Knoxville, Tenn.
Founded: 1794
Enrollment: 27,523
Colors: Orange and White
Conference: Southeastern
Arena (Capacity):
Thompson-Boling Arena
(21,678)

Athletics Director:

Dave Hart

Head Coach:

Holly Warlick (Tennessee '81)
Record at UT (Yrs.): First year
Career Record (Yrs.): Same

Head Coach Emeritus:
Pat Summitt (UT-Martin '74)

Assistants: Kyra Elzy
(Tennessee '01), Jolette Law
(Iowa '90), Dean Lockwood
(Spring Arbor '82)

**2011-12 Record (Conf./
Finish):** 27-9 (12-4/2nd)
Postseason: NCAA Elite
Eight
Final Ranking: 9th (AP/
7th (ESPN/USA Today)
Starters Returning/Lost:
0/5
**Letterwinners Returning/
Lost:** 6/5
**Returning Starters (Pos.,
Yr., Ht.):** N/A

Women's Basketball SID:

Eric Trainer
Office: (865) 974-8173
Fax: (865) 974-1269
E-mail: etrainer@utk.edu
Press Row: (865) 974-0110
Web Site: utsports.com



TEXAS A&M AGGIES

World Vision Classic - Possible Opponent
Las Vegas, Nev. • Cox Pavilion
Texas A&M Leads Series 2-0

Location:

College Station, Texas
Founded: 1872
Enrollment: 50,054
Colors: Maroon and White
Conference: Southeastern
Arena (Capacity):
Reed Arena (12,389)

Athletics Director:

Eric Hyman
Head Coach:
Gary Blair (Texas Tech '72)
Record at TAMU (Yrs.):
212-90 (9)

Career Record (Yrs.):
620-253 (27)

Associate Head Coach:

Kelly Bond-White (Illinois '98)
Assistants: Bob Starkey,
Amy Wright (Arkansas '02)

2011-12 Record (Conf./
Finish): 24-11 (11-7/T-2nd)

Postseason: NCAA Sweet 16
Final Ranking: 22nd (AP/
12th (ESPN/USA Today))

Starters Returning/Lost:
2/3

Letterwinners Returning/
Lost: 8/5

Returning Starters (Pos.,
Yr., Ht.): Kelsey Bone (C, Jr.,
6-4); Alexia Standish (G, So.,
5-8)

Women's Basketball SID:

TBA

Office: (979) 845-5725

Fax: (979) 845-6825

E-mail: TBA

Press Row:
(979) 862-6944

Web Site:

aggieathletics.com



UCLA BRUINS

Friday, Nov. 23 • Noon PT/3 p.m. ET
Westwood, Calif. • Pauley Pavilion
UCLA Leads Series 9-4

Location:

Westwood, Calif.
Founded: 1919
Enrollment: 40,675
Colors: Blue and Gold
Conference: Pac-12
Arena (Capacity):
Pauley Pavilion (13,800)

Athletics Director:

Daniel Guerrero (UCLA '74)
Head Coach: Con Close (UC
Santa Barbara '93)

Record at UCLA (Yrs.):
14-16 (1)

Career Record (Yrs.): 441-
163 (19)

Assistants: Shannon Perry
(Iowa '98), Tony Newnan (UC
Santa Barbara '92), Jenny
Huth (Colorado '02)

2011-12 Record (Conf./
Finish): 14-16 (9-9/T-5th)

Postseason: None
Final Ranking: Not ranked

Starters Returning/Lost:
4/1

Letterwinners Returning/
Lost: 9/4

Returning Starters (Pos.,
Yr., Ht.): Rhema Gardner
(F/G, Jr., 6-1); Thea
Lemberger (G, Jr., 5-7);
Markel Walker (G/F, Sr., 6-1);
Mariah Williams (G, Sr., 5-4)

Women's Basketball SID:

Ryan Finney

Office: (310) 206-8187

Fax: (310) 825-8664

E-mail:

rfinney@athletics.ucla.edu

Press Row: (310) 825-1899

Web Site: uclabruins.com



UNLV LADY REBELS

World Vision Classic - Possible Opponent
Las Vegas, Nev. • Cox Pavilion
First Meeting

Location:

Las Vegas, Nev.
Founded: 1957
Enrollment: 27,500
Colors: Scarlet and Gray
Conference: Mountain West
Arena (Capacity):
Cox Pavilion (2,500)

Athletics Director:

Jim Livengood
Head Coach:
Kathy Olivier (UNLV '82)

Record at UNLV (Yrs.):
60-66 (5)

Career Record (Yrs.):
292-274 (21)

Associate Head Coach:

Carlin Collier (UC Davis '93)

Assistants: Nikki Blue
(UCLA '06), Kalee Whipple
(Utah '10)

2011-12 Record (Conf./
Finish): 22-10 (10-4/2nd)

Postseason: WNIT 1st
round

Final Ranking: Not ranked

Starters Returning/Lost:
2/3

Letterwinners Returning/
Lost: 7/4

Returning Starters (Pos.,
Yr., Ht.): Mia Bell (G, Sr., 5-8);
Kelli Thompson (G, Sr., 6-0)

Women's Basketball SID:

Mark Wasik

Office: (702) 895-3208

Fax: (702) 895-0989

E-mail:

mark.wasik@unlv.edu

Press Row: (702) 895-3005

Web Site: unlvrebels.com



UTAH STATE AGGIES

Saturday, Dec. 8 • Noon ET
Notre Dame, Ind. • Purcell Pavilion
First Meeting

Location: Logan, Utah
Founded: 1888
Enrollment: 28,984
Colors: Navy and White
Conference: Western Athletic
Arena (Capacity):
Dee Glen Smith Spectrum
(10,270)

Athletics Director:

Scott Barnes
Head Coach:
Jerry Finkbeiner (Southern
Nazarene '80)

Record at USU (Yrs.):
First year

Career Record (Yrs.):
454-232 (22)

Assistants: Robert
Donaldson (Northwest
Nazarene '81), Stu Sells
(Northwest Nazarene), Micha
Thompson (Pensacola
Christian '06)

2011-12 Record (Conf./
Finish): 21-10 (11-3/2nd)

Postseason: WNIT 1st
round

Final Ranking: Not ranked

Starters Returning/Lost:
3/2

Letterwinners Returning/
Lost: 7/7

Returning Starters (Pos.,
Yr., Ht.): Devyn Christensen
(G, Sr., 5-10); Jenna Johnson
(G, Sr., 5-10); Elise Nelson (G,
So., 5-8)

Women's Basketball SID:

Kara Fisher

Office: (435) 797-1361

Fax: (435) 797-2615

E-mail: kara.fisher@usu.edu

Press Row: (435) 797-3443

Web Site:

utahstateaggies.com



VILLANOVA WILDCATS

Tuesday, Feb. 5 • 7 p.m. ET
Villanova, Pa. • The Pavilion
Notre Dame Leads Series 18-10

Location: Villanova, Pa.
Founded: 1842
Enrollment: 6,352
Colors: Blue and White
Conference: BIG EAST
Arena (Capacity):
The Pavilion (6,500)

Athletics Director:

Vince Nicastro
Head Coach:
Harry Perretta (Lycoming '78)

Record at VU (Yrs.):
617-393 (34)

Career Record (Yrs.): Same

Associate Head Coach:
Joe Mullaney (Providence '78)

Assistants: Shanette Lee
(Villanova '98), Heather Vulin
(Minnesota Morris '99)

2011-12 Record (Conf./
Finish): 19-15 (6-10/T-10th)

Postseason: WNIT 3rd
round

Final Ranking: Not ranked

Starters Returning/Lost:
4/1

Letterwinners Returning/
Lost: 9/1

Returning Starters (Pos.,
Yr., Ht.): Lauren Burford (F,
So., 6-0); Jesse Carey (G, Sr.,
5-10); Rachel Roberts (G, Sr.,
5-9); Laura Sweeney (F, Sr.,
6-2)

Women's Basketball SID:

Dean Kenefick

Office: (610) 519-6514

Fax: (610) 519-7323

E-mail:

dean.kenefick@villanova.edu

Press Row: (610) 519-7290

Web Site: villanova.com

Besides being one of the most consistently successful programs in the nation, Notre Dame is one of its most well-traveled. Since joining the BIG EAST in 1995-96, the Irish have played in 82 different cities in 34 states (plus the District of Columbia, the U.S. Virgin Islands and the Bahamas), spanning more than 10,000 miles and seven time zones from coast to coast and beyond. Along the way, the Fighting Irish travel in comfort, flying chartered planes to and from virtually all road sites, allowing student-athletes to miss only a bare minimum of class time.

Below is a list of the cities and states Notre Dame has visited during the past 17 seasons, with opponents and/or events in parentheses:

Arizona

Tempe (Arizona State)
Tucson (Arizona)

Bahamas

Freeport (Junkanoo Jam)

California

Fresno (NCAA Championship)
Los Angeles (USC)
San Francisco (San Francisco)
Santa Barbara (UC Santa Barbara)
Westwood (UCLA)

Colorado

Boulder (Colorado, WBCA Classic)
Denver (NCAA Championship, NCAA Final Four)
Fort Collins (Colorado State)

Connecticut

Hartford (Connecticut, BIG EAST/NCAA Championship)
Storrs (Connecticut, BIG EAST Championship)

District of Columbia

Washington (Georgetown)

Florida

Coral Gables (Miami)
Lake Buena Vista (Honda Elite 4 Classic)
Miami (Florida International)
Orlando (Central Florida)
Tampa (South Florida)

Georgia

Atlanta (Georgia Tech, Comfort Inn Downtown Classic)
Macon (Mercer)

Hawaii

Kailua-Kona (Kona Women's Basketball Classic)

Illinois

Champaign (Illinois)
Chicago (DePaul)
DeKalb (Northern Illinois)

Indiana

Bloomington (Indiana)
Indianapolis (Butler, IUPUI, Tennessee, NCAA Final Four)
Valparaiso (Valparaiso)
West Lafayette (Purdue, NCAA Championship)

Iowa

Iowa City (Iowa)

Kansas

Manhattan (Kansas State, NCAA Championship)

Kentucky

Lexington (Kentucky)
Louisville (Louisville)

Louisiana

Baton Rouge (LSU, NCAA Championship)
Ruston (Preseason WNIT)

Maryland

College Park (Maryland, Preseason WNIT)

Massachusetts

Chestnut Hill (Boston College)

Michigan

Ann Arbor (Michigan)
East Lansing (Michigan State)
Grand Rapids (Women's College Basketball Showcase)
Kalamazoo (Western Michigan)
Mount Pleasant (Central Michigan)
Ypsilanti (Eastern Michigan)

Missouri

Kansas City (NCAA Championship)
St. Louis (NCAA Final Four)

Nebraska

Omaha (Creighton)

Nevada

Las Vegas (Duel in the Desert)

New Jersey

Piscataway (Rutgers, BIG EAST Championship)
South Orange (Seton Hall)

New York

New York City (St. John's)
Syracuse (Syracuse)

North Carolina

Charlotte (Charlotte)
Durham (Duke)
Raleigh (NCAA Championship)

Ohio

Bowling Green (Bowling Green)
Cincinnati (Cincinnati, NCAA Final Four)
Columbus (Ohio State)
Dayton (Dayton, NCAA Championship)
Toledo (Toledo)

Oklahoma

Oklahoma City (NCAA Tournament)

Pennsylvania

Philadelphia (Villanova)
Pittsburgh (Pittsburgh, NCAA Championship)
University Park (Penn State)

Rhode Island

Providence (Providence)

South Carolina

Columbia (NCAA Championship)

Tennessee

Knoxville (Tennessee, NCAA Championship)
Memphis (NCAA Championship)
Nashville (Vanderbilt)

Texas

Austin (Texas, NCAA Championship)
Houston (Rice)
Lubbock (Texas Tech, NCAA Championship)
Waco (Baylor)

U.S. Virgin Islands

St. Thomas (Paradise Jam)

Utah

Salt Lake City (Utah, NCAA Championship)

Virginia

Blacksburg (Virginia Tech)
Charlottesville (Wachovia Invitational)
Richmond (Richmond)

Washington

Seattle (Washington, State Farm Holiday Hoops Classic)

West Virginia

Morgantown (West Virginia)

Wisconsin

Madison (Wisconsin, Coaches vs. Cancer Challenge)
Milwaukee (Marquette)

Travel Plans

Mount Pleasant, S.C. (Ohio State/Carrier Classic)

- 11/7 Depart via chartered flight to Charleston
- 11/8 Practice at The Citadel
- 11/9 Game vs. Ohio State (4 p.m. ET)
Return following game via chartered flight

Westwood, Calif. (UCLA)

- 11/22 Depart via commercial flight to Los Angeles
- 11/23 Game at UCLA
(3 p.m. ET/Noon PT)
- 11/24 Attend Notre Dame-USC football game
Return following game via chartered flight

Mount Pleasant, Mich. (Central Michigan)

- 11/28 Depart via chartered bus to Mount Pleasant
- 11/29 Game at Central Michigan (7 p.m. ET)
Return following game via chartered bus

Las Vegas, Nev. (World Vision Classic)

- 12/17 Depart via commercial flight to Las Vegas
- 12/18 Practice at UNLV
- 12/19 Game vs. Alabama A&M
(6 p.m. ET/3 p.m. PT)
- 12/20 Game #2 vs. TBA (time TBA)
- 12/21 Game #3 vs. TBA (time TBA)
Return via commercial flight

Storrs, Conn. (Connecticut)/ Tampa, Fla. (South Florida)

- 1/4 Depart via commercial flight to Hartford
- 1/5 Game at Connecticut (4 p.m. ET)
- 1/6 Depart via commercial flight to Tampa
- 1/7 Practice at South Florida
- 1/8 Game at South Florida (7 p.m. ET)
Return following game via chartered flight

Pittsburgh, Pa. (Pittsburgh)

- 1/22 Depart via chartered flight to Pittsburgh
- 1/23 Game at Pittsburgh (7 p.m. ET)
Return following game via chartered flight

Knoxville, Tenn. (Tennessee)

- 1/27 Depart via chartered flight to Knoxville
- 1/28 Game at Tennessee (7 p.m. ET)
Return following game via chartered flight

Villanova, Pa. (Villanova)

- 2/4 Depart via chartered flight to Philadelphia
- 2/5 Game at Villanova (7 p.m. ET)
Return following game via chartered flight

South Orange, N.J. (Seton Hall)

- 2/8 Depart via chartered flight to Teterboro
- 2/9 Game at Seton Hall (7 p.m. ET)
Return following game via chartered flight

Milwaukee, Wis. (Marquette)

- 2/16 Depart via chartered flight to Milwaukee
- 2/17 Game at Marquette
(2:30 p.m. ET/1:30 p.m. CT)
Return following game via chartered flight

Chicago, Ill. (DePaul)

- 2/23 Depart via chartered bus to Chicago
- 2/24 Game at DePaul
(3:30 p.m. ET/2:30 p.m. CT)
Return following game via chartered bus

Providence, R.I. (Providence)

- 3/1 Depart via chartered flight to Providence
- 3/2 Game at Providence (4 p.m. ET)
Return following game via chartered flight

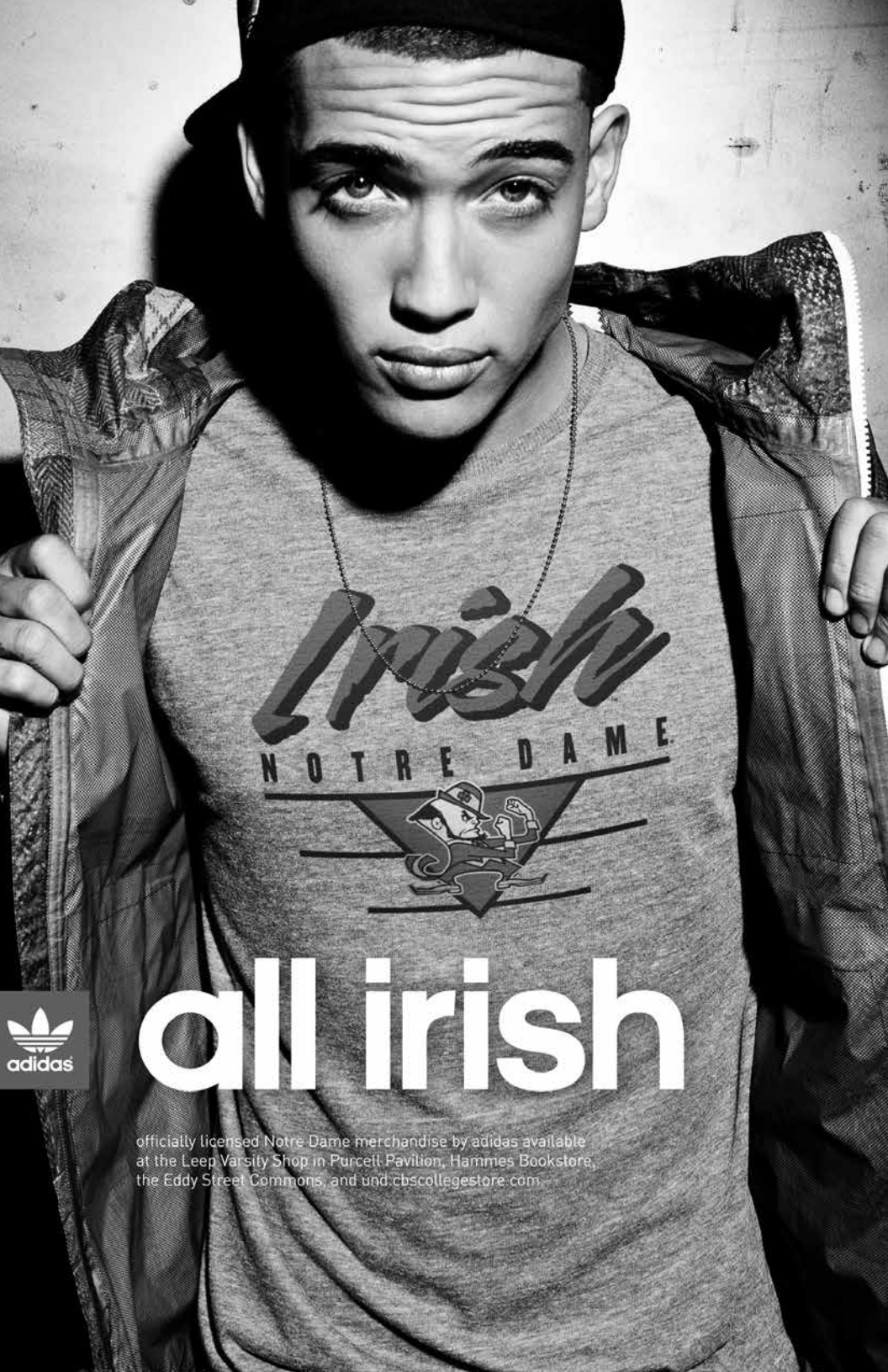
NOTE: All travel plans are tentative and subject to change. For the latest travel information, please contact Associate Athletic Media Relations Director Chris Masters at (574) 631-8032. As a reminder, all interviews with Fighting Irish players and coaches must be coordinated through Masters and no interviews will be conducted on game days prior to competition.

Non-Conference Opponents

Team	SID	Phone	Fax	Press Row	E-mail	Web Site
Alabama A&M	Oralia Washington	(256) 372-4005	(256) 372-5919	TBA	aamusi@yahoo.com	aamusports.com
Baylor	Julie Bennett	(254) 710-3043	—	(254) 710-3955	julie_bennett@baylor.edu	baylorbears.com
Central Michigan	Kyle Kelley	(989) 774-1128	(989) 744-5391	(989) 774-3579	kyle.kelley@cmich.edu	cmuchippewas.com
Kansas State	Randy Peterson	(785) 532-7975	(785) 532-6093	(785) 532-3423	rpeterson@kstatesports.com	kstatesports.com
Massachusetts	Cody Lahl	(413) 577-3061	—	(413) 545-6139	clahl@admin.umass.edu	umassathletics.com
Mercer	Jason Farhadi	(478) 301-5218	(478) 301-5350	(478) 301-5161	farhadi_jbl@mercer.edu	mercerbears.com
Ohio State	Adam Widman	(614) 247-0011	(614) 292-6861	(614) 688-5330	widman.12@osu.edu	ohiostatebuckeyes.com
Old Dominion	Eric Bohannon	(757) 683-3374	(757) 683-3119	(757) 683-5596	ebhannon@odu.edu	odusports.com
Purdue	Sara White	(765) 494-6235	(765) 494-5447	(765) 494-6364/6365	sarawhite@purdue.edu	purduesports.com
Saint Francis (Pa.)	Jeff Symonds	(814) 472-3128	(814) 472-3209	(814) 472-3145	jsymonds@francis.edu	sfuathletics.com
Tennessee	Eric Trainer	(865) 974-1212	(865) 974-1269	(865) 974-0110	etrainer@utk.edu	utsports.com
Texas A&M	TBA	(979) 845-5725	(979) 845-6825	(979) 862-6944	TBA	aggieathletics.com
UCLA	Ryan Finney	(310) 206-6831	(310) 825-8664	(310) 825-1899	rfinney@athletics.ucla.edu	uclabruins.com
UNLV	Mark Wasik	(702) 895-3208	(702) 895-0989	(702) 895-3005	mark.wasik@unlv.edu	unlvrebels.com
Utah State	Kara Fisher	(435) 797-1361	(435) 797-2615	(435) 797-3443	kara.irving@usu.edu	utahstateaggies.com

BIG EAST Conference Opponents

Team	SID	Phone	Fax	Press Row	E-mail	Web Site
BIG EAST	Sara Naggar	(401) 453-0660	(401) 751-8540	—	snaggar@bigeast.org	bigeast.org
	Michael Coyne				mcoyne@bigeast.org	
Cincinnati	TBA	(513) 556-5191	(513) 556-0619	(513) 556-3800	TBA	gobearcats.com
Connecticut	Pat McKenna	(860) 486-2394	(860) 486-5085	(860) 486-1888 (GP) (860) 244-0334 (XL)	patrick.mckenna@uconn.edu	uconnhuskies.com
DePaul	Alicia Pope	(773) 325-4740	(773) 325-7531	(773) 325-4901	apope8@depaul.edu	depaulbluedemons.com
Georgetown	Barbara Barnes	(202) 687-7155	(202) 687-2491	(202) 687-1581	bj57@georgetown.edu	guhoyas.com
Louisville	Kim Pemberton	(502) 852-7711	(502) 852-7401	(502) 852-5567	kapemb01@louisville.edu	uoflsports.com
Marquette	Megan O'Shea	(414) 288-7419	(414) 288-6519	(414) 288-0340	megan.oshea@marquette.edu	gomarquette.com
Pittsburgh	Stacey Brann	(412) 648-8650	(412) 648-8248	(412) 648-2318	sbrann@athletics.pitt.edu	pittsburghpanthers.com
Providence	Jennifer Ryneארson	(401) 865-2208	(401) 865-2583	(401) 865-2810	jrynears@providence.edu	friars.com
Rutgers	Kimberly Zivkovich	(732) 445-7882	(732) 445-3063	(732) 445-4200	kzivkovich@scarletknights.com	scarletknights.com
St. John's	Kristin Quinn	(718) 990-1522	(718) 969-8468	(718) 990-5713	duffyk@stjohns.edu	redstormsports.com
Seton Hall	Vincent Novicki	(973) 761-9493	(973) 761-9675	(973) 761-9493	vincent.novicki@shu.edu	shupirates.com
South Florida (USF)	Charlie Terenzio	(813) 974-5755	(813) 974-5328	TBA	cterenzi@usf.edu	goutsbulls.com
Syracuse	David Gunn	(315) 443-2608	(315) 443-3405	(315) 443-4241	dgunn@syr.edu	suathletics.com
Villanova	Dean Kenefick	(610) 519-6514	(610) 519-7323	(610) 519-7290	dean.kenefick@villanova.edu	villanova.com



all irish

officially licensed Notre Dame merchandise by adidas available
at the Leep Varsity Shop in Purcell Pavilion, Hammes Bookstore,
the Eddy Street Commons, and und.cbscollegestore.com

NOTRE DAME

FIGHTING IRISH



2012-13 WOMEN'S BASKETBALL

SEASON IN REVIEW

Notre Dame set or tied 22 school records during the 2011-12 season and became the sixth program in NCAA tournament history to reach the NCAA national championship game in consecutive seasons.

Back-To-Back Title Games

Notre Dame became just the sixth program in NCAA Championship history to advance to the NCAA national championship game in consecutive seasons, following up its storybook run to the 2011 title game with a dominating tournament effort en route to a spot in the 2012 NCAA final.

The top-seeded Fighting Irish reached the fourth NCAA Women's Final Four in program history by shredding the Raleigh Regional, winning their first four NCAA tournament contests by an average of 29.3 points per game, including three wins by at least 30 points. In fact, Notre Dame's 79-35 rout of No. 21/25 St. Bonaventure in the Sweet 16 set an NCAA regional record for fewest points allowed and tied another mark for the largest margin of victory recorded in an NCAA regional game.

At the Final Four, Notre Dame once again faced its BIG EAST Conference rival, Connecticut, a scenario that had played out twice before, with the Fighting Irish winning national semifinal games against the Huskies in 2001 and 2011. Like the first two matchups, the 2012 version again went to Notre Dame, as the Fighting Irish pulled out an 83-75 overtime win over Connecticut in what many observers called one of the greatest Final Four games ever played. Senior guard **Natalie Novosel** forced the extra session on an offensive rebound and reverse layup with 4.6 seconds left in regulation, and fifth-year senior guard/tri-captain **Brittany Mallory** drove twin daggers into the hearts of Husky fans everywhere with a pair of clutch three-pointers in the overtime period, the second with 1:30 remaining and Notre Dame leading by one.

The Fighting Irish battled valiantly in the NCAA title game against Baylor, trailing by only six points with 11:25 to play, but foul trouble finally caught up with Notre Dame and the Bears went on a 21-2 run during the next seven minutes to take control.

Despite the loss, the Fighting Irish already had elevated themselves into the conversation as one of the truly elite programs in NCAA history, becoming only the eighth school to advance to four NCAA Women's Final Fours, and one of just six to play in three NCAA national championship games.

At season's end, Notre Dame was ranked No. 2 in the ESPN/USA Today coaches' poll, as well as No. 4 in the year-end Associated Press poll (that was taken prior to the start of the NCAA Championship).

BIG EAST Champions

For the second time in program history, Notre Dame earned the right to call itself the BIG EAST Conference champion after winning the league's regular-season title with a 15-1 record, a full two games clear of runners-up Connecticut and St. John's.

This was the first outright BIG EAST crown for the Fighting Irish, who shared the 2001 regular-season trophy with Connecticut. It also was the first outright regular-season conference title for Notre Dame since 1995, when the Fighting Irish won the last of their five championships in the Midwestern Collegiate Conference (now known as the Horizon League).

Notre Dame's 15 wins in BIG EAST play were the most for the Fighting Irish in the conference season since 2000-01, when they also posted a 15-1 record on the way to that co-championship with Connecticut. What's more, Notre Dame went 8-0 in BIG EAST road games last season, the first time the Fighting Irish have completed a BIG EAST road slate unblemished, and the first time they have done that in any conference since 1993-94 (6-0 in the MCC).

More Records Than A 1960s Disc Jockey

It would probably qualify as more than a mild understatement to say that 2011-12 was a record-setting season for Notre Dame.

When the dust settled on their second consecutive NCAA national finalist campaign, the Fighting Irish had set or tied no fewer than 22 single-season school records — wins (35), games played (39), total points (3,076), scoring margin (+26.0 ppg.), field goals made (1,118), field goals attempted (2,388), total rebounds (1,589), free throws made (674), free throw percentage (.763), assists (698), steals (502), scoring defense (52.9 ppg.), lowest opponent rebounding average (32.2 rpg.), opponent turnovers (873), wins over Top 25 opponents (15), 100-point games (2), 90-point games (9), 30-point wins (14), 40-point wins (8), 50-point wins (7), games allowing 50 points or fewer (20) and games allowing 40 points or fewer (7).

NCAA Statistical Brilliance

It should come as no surprise that Notre Dame figured prominently in many of the NCAA statistical rankings during the 2011-12 season. In fact, the Fighting Irish ranked 13th or better in a staggering 10 different NCAA statistical categories last year, including seven top-10 finishes — scoring offense (2nd - 78.9 ppg.), scoring margin (3rd - +26.0

ppg.), field goal percentage (4th - .468), assists (4th - 17.9 apg.), turnover margin (6th - +6.54), steals (7th - 12.9 spg.), assist/turnover ratio (9th - 1.13), scoring defense (13th - 52.9 ppg.), rebounding margin (13th - +8.5 rpg.) and free throw percentage (13th - .763).

To Be The Best, You've Got To Beat The Best

Notre Dame posted a sensational 15-3 record against Top 25 opponents last season (11-3 away from home), including seven victories in 10 outings against teams in the top 10.

What makes this note even more remarkable is the fact that 11 of the 15 Fighting Irish wins against Top 25 teams came by double-digit margins, with six by at least 25 points.

Among Notre Dame's notable Top 25 wins in 2011-12: a 79-35 victory over No. 21/25 St. Bonaventure on March 25 (largest margin of victory ever against a ranked opponent), a 71-41 win at No. 13/14 Rutgers on Jan. 31 (largest margin of victory ever on the road at a ranked opponent), an 80-49 win over No. 5 Maryland on March 27 (largest margin of victory over a top-10 opponent) and a 72-44 victory over No. 7/9 Tennessee on Jan. 23 (fewest points allowed against a top-10 team; UT's fewest points scored in the **Pat Summitt** era).

The 15 wins over ranked opponents is a school record for a single season, easily surpassing the previous mark of 10 ranked wins set in 2000-01.

Team Basketball Yields Rare Team Milestones

Notre Dame's balanced attack in 2011-12 put the Fighting Irish in some lofty company.

Last season, Notre Dame became only the third school in the past decade (2001-02 to present) to have four players score at least 450 points in a single season (the others being Connecticut in 2001-02 and Maryland in 2007-08).

The Fighting Irish also had three players register at least 75 steals for the second consecutive season, becoming the only team in the past decade to pull off that feat twice, while marking two of just 12 times it's been done since 2001-02 (Fresno State and Virginia were the other schools with three 75-steal players in 2011-12).

The Rare Air Up There, Part I

Notre Dame's series with Connecticut has evolved into the nation's premier rivalry, with the two programs meeting four times

in each of the past two seasons, including consecutive national semifinal matchups at the NCAA Women's Final Four.

In 2011-12, Notre Dame defeated Connecticut in three of their four encounters (winning twice in overtime), becoming the first school since 1992-93 (Miami-Fla.) to defeat the Huskies three times in the same season.

The Rare Air Up There, Part II

With its 72-44 victory over No. 7/9 Tennessee on Jan. 23 at Purcell Pavilion, Notre Dame became just the second school ever to defeat both Connecticut and Tennessee in consecutive seasons (the Fighting Irish had previously downed Connecticut, 74-67 in overtime on Jan. 7, also at Purcell Pavilion).

North Carolina was the first program to pull off this feat, doing so in 2005-06 (77-54 at UConn; 75-63 vs. UT in Cleveland) and 2006-07 (82-76 vs. UConn at home; 70-57 vs. UT at home).

Thirty Deeds

Notre Dame's 35 wins set a new school record and marked the fourth time it has posted a 30-win season. In addition, it was the first time the Fighting Irish registered at least 30 victories in consecutive years, after going 31-8 during their 2011 NCAA national finalist season.

Notre Dame also established a new program best for wins in the regular season (28) and reached the 30-win mark prior to the NCAA Championship for the first time.

All-American Women

It took 33 years for Notre Dame to have three players receive All-America citations in the same season, but just one for the Fighting Irish to repeat that feat — and just as they did in 2010-11, it was three players who all played different floor positions.

Junior point guard **Skylar Diggins** was a consensus first-team All-America selection, including her second consecutive appearance on the State Farm Coaches' All-America Team, becoming the first Notre Dame player to make the prestigious 10-player squad more than once (the others to make the team were **Ruth Riley** in 2001 and **Jacqueline Batteast** in 2005).

Meanwhile, senior wing **Natalie Novсел** and fifth-year senior forward **Devereaux Peters** earned All-America recognition for the second time in their respective careers, once again garnering honorable mention accolades as finalists for the State Farm Coaches' All-America Team.

Sky-Light Reel

Point guard **Skylar Diggins** cemented her place among the greats in Notre Dame women's basketball history, earning both the Nancy Lieberman Award and BIG EAST Player of the Year honors as part of an award-winning 2011-12 season. Diggins was the first Fighting Irish player to garner the Lieberman Award and the third to take home the BIG EAST Player of the Year trophy (first since **Jacqueline Batteast** in 2005).

Last season, Diggins became the first Fighting Irish player and just the fourth NCAA Division I player in the past decade (since 2001-02) to register 600 points, 200 assists and 100 steals in a single season. In fact, she set a school record with 102 steals, while her 222 assists were third-most on the Notre Dame single-season list, and her 657 points ranked fourth on the school's single-season chart. In addition, she posted the second-best assist-turnover ratio (2.16) by a Fighting Irish player in one season.

In 2011-12, Diggins was the only BIG EAST player to rank among the top five in the conference in three of the five major statistical categories. She led the conference in both assists (5.7 avg. - 16th in nation) and steals (2.6 spg. - 55th in nation), and she was fourth in scoring (16.8 ppg. - 70th in nation), while also posting her conference-best 2.16 assist-turnover ratio (10th in nation). What's more, she ranked among the top 15 in the BIG EAST in free throw percentage (9th - .786) and field goal percentage (tied-10th - .500; 35th in nation).

Diggins also wrapped up this past year's BIG EAST regular season statistical titles in assists (5.8 avg. - second Notre Dame player to win the BIG EAST assist title, and first since Ivey in 1999-2000), steals (2.6 spg.), and assist-turnover ratio (2.3). She finished conference play among the top 15 in the BIG EAST in scoring (3rd - 17.8 ppg.), field goal percentage (9th - .508) and free throw percentage (12th - .788).

Besides her seasonal awards, Diggins was chosen as the NCAA Raleigh Regional Most Outstanding Player and was a member of the NCAA Women's Final Four All-Tournament Team, becoming the first Notre Dame player to be selected for either honor twice in her career (she was the 2011 NCAA Dayton Regional MOP before making the Final Four squad).

Conference Hardware

In addition to Diggins earning the 2011-12 BIG EAST Player of the Year award, she joined senior guard **Natalie Novсел** and

fifth-year senior forward **Devereaux Peters** in collecting first-team all-conference honors (Diggins was a unanimous choice for the second consecutive season).

It marked the second time in program history (following 2010-11) the Fighting Irish had three players earn first-team all-conference honors in the same season in any of their league memberships. Notre Dame also is just the second school to have multiple seasons with three first-team all-BIG EAST players since the BIG EAST began women's basketball competition in 1982-83.

Peters also successfully repeated as the BIG EAST Defensive Player of the Year, becoming the fourth player (second Fighting Irish player after **Ruth Riley** from 1999-2001) to earn the award more than once.

An Era Of Excellence

Led by its remarkable 2011-12 senior class — forward **Devereaux Peters**, and guards **Brittany Mallory**, **Fraderica Miller** and **Natalie Novсел** — Notre Dame's stretch of four 25-win seasons in five years from 2007-08 through 2011-12 (and a record-setting 142 total wins in that time) bore similarities to the Fighting Irish stretch from 1996-97 through 2000-01, a span that started with a 31-7 record and NCAA Women's Final Four berth in 1996-97. Notre Dame won a total of 140 games in that span, at the time piling up the most wins in a five-year period in school history.

Last year's group also was responsible for the highest four-year win total by a senior class in school history (117), easily topping the mark of 109 set by the Class of 2001 that included (among others) consensus national player of the year and 12-year WNBA veteran **Ruth Riley** and current Fighting Irish assistant coach **Niele Ivey**.

The Hottest Ticket In Town

Notre Dame finished fifth in the country in attendance in 2011-12 with an average of 8,571 fans per game, setting a school record in that category and placing in the top five nationally for the third consecutive year.

That represented Notre Dame's 12th consecutive NCAA top-20 attendance ranking (and eighth top-10 placement), and the Fighting Irish had a school-record eight sellouts last year, giving Notre Dame 19 capacity crowds in the past three seasons.

The Fighting Irish capped their latest record-setting attendance blitz by averaging 6,648 fans for their two NCAA Championship opening-round sessions, the best two-day attendance average among the 16 first/second-round sites in the 2012 tournament.

2011-12 University of Notre Dame Women's Basketball Results

Overall Record: 35-4 (Home: 17-1, Away: 11-2, Neutral: 7-1); BIG EAST Conference Record: 15-1 (1st)
2012 NCAA National Finalist • NCAA Raleigh Regional Champion • BIG EAST Conference Champion

Notre Dame Highs											
Date	ND NR	Opp NR	Opponent	Result/Score	Streak	Record	Conf	Scorer	Rebounder	Assists	Attendance
Nov. 11	2/2		(1) AKRON	W 81-61	W1	1-0		Diggins-21	Peters-8	Diggins-8	8,516
Nov. 13	2/2		(1) INDIANA STATE	W 99-34	W2	2-0		McBride-16	Wright-11	Diggins-7	8,157
Nov. 17	2/2		(1) HARTFORD	W 98-43	W3	3-0		Diggins-22	Peters-8	Diggins-6	8,292
Nov. 20	2/2	1/1	(1) at Baylor ^{CBSSN}	L 81-94	L1	3-1		Novosel-28	Peters-8	Mallory-4	9,477
Nov. 25	4/3		(2) vs. USC	W 80-58	W1	4-1		Diggins-22	Wright-8	Diggins-3	271
Nov. 26	4/3	7/6	(2) vs. Duke	W 56-54	W2	5-1		Diggins-19	Diggins-8	Diggins-3	435
Dec. 2	3/3		PENN	W 69-38	W3	6-1		Peters-16	McBride-9	Diggins-5	8,463
Dec. 4	3/3		at Creighton	W 76-48	W4	7-1		Achonwa-20	Peters-9	Diggins-8	1,312
Dec. 7	3/3		• MARQUETTE	W 95-42	W5	8-1	1-0	McBride-19	Peters-10	Diggins-7	8,450
Dec. 10	3/3	12/14	at Purdue ^{BTV}	W 66-38	W6	9-1		Novosel-17	Peters-11	Diggins-7	8,992
Dec. 18	3/3	8/7	KENTUCKY ^{ESPNU}	W 92-83	W7	10-1		Novosel-23	Peters-13	Diggins-11	9,149 (s)
Dec. 20	3/3		CENTRAL FLORIDA	W 90-38	W8	11-1		Diggins-14	Achonwa-8	Turner-4	8,766
Dec. 28	3/3		LONGWOOD	W 92-26	W9	12-1		Peters-19	Peters-10	Diggins-10	9,149 (s)
Dec. 30	3/3		at Mercer	W 128-42	W10	13-1		Wright-24	Miller-11	Diggins-4	2,387
Jan. 4	3/3		• at Seton Hall	W 74-36	W11	14-1	2-0	two with 14	Peters-10	three with 3	637
Jan. 7	3/3	2/2	• CONNECTICUT ^{CBSSN}	W 74-67 (ot)	W12	15-1	3-0	Diggins-22	McBride-12	Peters-5	9,149 (s)
Jan. 10	2/2	18/17	• at Georgetown ^{CBSSN}	W 80-60	W13	16-1	4-0	Diggins-22	Peters-8	Novosel-5	2,119
Jan. 14	2/2		• at Cincinnati	W 76-50	W14	17-1	5-0	Novosel-21	two with 7	Diggins-11	2,906
Jan. 17	2/2		• PITTSBURGH	W 120-44	W15	18-1	6-0	Peters-20	Achonwa-7	Diggins-9	8,600
Jan. 21	2/2		• VILLANOVA	W 76-43	W16	19-1	7-0	Diggins-20	three with 6	Diggins-4	9,149 (s)
Jan. 23	2/2	7/9	TENNESSEE ^{ESPNU}	W 72-44	W17	20-1		Diggins-27	Peters-16	Peters-6	9,149 (s)
Jan. 28	2/2		• at St. John's ^{BTV}	W 71-56	W18	21-1	8-0	Diggins-24	Peters-15	Diggins-6	1,808
Jan. 31	2/2	13/14	• at Rutgers ^{CBSSN}	W 71-41	W19	22-1	9-0	Diggins-18	Peters-17	three with 4	3,530
Feb. 5	2/2	RV/23	• DePAUL ^{ESPNU}	W 90-70	W20	23-1	10-0	Novosel-21	Peters-7	Diggins-10	9,149 (s)
Feb. 7	2/2		• at Syracuse	W 74-55	W21	24-1	11-0	Peters-21	Peters-16	Diggins-5	998
Feb. 12	2/2		• WEST VIRGINIA ^{ESPNU}	L 63-65	L1	24-2	11-1	Diggins-32	Peters-17	two with 3	9,149 (s)
Feb. 14	4/4		• PROVIDENCE	W 66-47	W1	25-2	12-1	two with 19	Peters-11	Diggins-7	8,543
Feb. 20	3/4	16/16	• at Louisville ^{CBSSN}	W 68-52	W2	26-2	13-1	Diggins-21	Peters-9	Diggins-7	13,054
Feb. 25	3/3		• South Florida	W 80-68	W3	27-2	14-1	Novosel-32	Peters-18	Diggins-9	9,149 (s)
Feb. 27	3/3	4/4	• at Connecticut ^{ESPNU}	W 72-59	W4	28-2	15-1	Novosel-21	Peters-15	Mallory-4	15,132

BIG EAST Championship (Hartford, Conn. — XL Center)

March 4	3/3	RV/23	vs. DePaul ^{ESPNU}	W 69-54	W5	29-2		two with 16	Peters-12	Diggins-5	8,362
March 5	3/3	25/RV	vs. West Virginia ^{ESPNU}	W 73-45	W6	30-2		Novosel-18	two with 5	Diggins-6	8,731
March 6	3/3	4/4	at Connecticut ^{ESPNU}	L 54-63	L1	30-3		Diggins-16	Peters-11	Diggins-4	9,227

NCAA Raleigh Region — First & Second Rounds (Notre Dame, Ind. — Purcell Pavilion)

March 18	4/4		LIBERTY ^{ESPNU}	W 74-43	W1	31-3		McBride-15	Diggins-9	two with 6	6,777
March 20	4/4		CALIFORNIA ^{ESPNU}	W 73-62	W2	32-3		Novosel-28	Peters-14	Peters-5	6,519

NCAA Raleigh Regional (Raleigh, N.C. — PNC Arena)

March 25	4/4	21/25	vs. St. Bonaventure ^{ESPNU}	W 79-35	W3	33-3		Novosel-16	Peters-10	Diggins-5	3,108
March 27	4/4	5/5	vs. Maryland ^{ESPNU}	W 80-49	W4	34-3		Diggins-22	Diggins-10	Diggins-11	2,621

NCAA Women's Final Four (Denver, Colo. — Pepsi Center)

April 1	4/4	3/3	vs. Connecticut ^{ESPNU}	W 83-75 (ot)	W5	35-3		Novosel-20	Peters-12	Mallory-5	19,028 (s)
April 3	4/4	1/1	vs. Baylor ^{ESPNU}	L 61-80	L1	35-4		Diggins-20	two with 6	two with 3	19,028 (s)

• = BIG EAST Conference game

NR = national ranking (listed as Associated Press/ESPNU-USA Today)

(s) = sellout crowd

(1) = Preseason WNIT (played at campus sites)

(2) = Junkanoo Jam (Freeport, Bahamas - St. Georges High School)

BM = Games televised live as part of ESPN's Big Monday package

CBSSN = Games televised live on CBS Sports Network (formerly CBS College Sports)

BIG EAST TV = Game televised live as part of BIG EAST Network

BTV = Game televised live on Big Ten Network

NOTE: All home games not scheduled for commercial TV streamed live at UND.com

2011-12 ATTENDANCE

	Totals	Avg.	High
All Games:	287,438	7,370	19,028 (twice)
Home:	154,275	8,571	9,149 (eight times)
Away:	71,579	5,506	15,132 (2/27-Connecticut)
Neutral:	61,584	7,698	19,028 (twice)

2011-12 Notre Dame Women's Basketball Statistics — All Games

All Games: 35-4 (Home: 17-1, Away: 11-2, Neutral: 7-1)

Player	GP-GS	Min.-Avg.	FG-A	Pct.	3FG-A	Pct.	FT-A	Pct.	OR	DR	Tot.	Avg.	PF-DQ	A	T	B	S	Pts.	Avg.
Diggins, Skylar	39-39	1201-30.8	233-466	.500	33-93	.355	158-201	.786	45	82	127	3.3	64-0	222	103	19	102	657	16.8
Novosel, Natalie	39-39	1051-26.9	191-455	.420	44-107	.411	165-199	.829	51	108	159	4.1	60-2	77	92	14	48	591	15.2
Peters, Devereaux	39-39	945-24.2	186-342	.544	0-0	.000	87-130	.669	144	219	363	9.3	102-3	83	88	78	78	459	11.8
McBride, Kayla	39-36	1081-27.7	179-361	.496	19-50	.380	75-86	.872	58	120	178	4.6	75-0	67	71	4	60	452	11.6
Achonwa, Natalie	36-1	618-17.2	108-194	.557	3-10	.300	54-75	.720	63	94	157	4.4	71-1	49	53	27	24	273	7.6
Mallory, Brittany	39-39	1146-29.4	79-195	.405	39-121	.322	30-40	.750	13	93	106	2.7	68-0	90	66	7	81	227	5.8
Turner, Kaila	38-0	517-13.6	46-149	.309	27-90	.300	12-13	.923	9	35	44	1.2	46-0	36	18	1	25	131	3.4
Wright, Markisha	36-0	369-10.3	41-85	.482	0-0	.000	37-55	.673	28	49	77	2.1	35-0	11	20	9	10	119	3.3
Braker, Ariel	31-0	221-7.1	17-37	.459	0-0	.000	34-44	.773	34	38	72	2.3	21-0	8	25	9	11	68	2.2
Miller, Fraderica	36-2	451-12.5	27-66	.409	0-0	.000	15-26	.577	42	47	89	2.5	69-2	33	42	2	47	69	1.9
Holloway, Whitney	31-0	250-8.1	11-38	.289	1-7	.143	7-14	.500	5	24	29	0.9	18-0	22	23	0	16	30	1.0
Team									99	89	188	4.8			17				
Notre Dame	39	7850	1118-2388	.468	166-478	.347	674-883	.763	591	998	1589	40.7	629-8	698	618	170	502	3076	78.9
Opponents	39	7850	761-2108	.361	131-495	.265	409-621	.659	466	791	1257	32.2	727-16	421	873	120	333	2062	52.9

2011-12 Notre Dame Women's Basketball Statistics — BIG EAST Games

BIG EAST Games: 15-1 (Home: 7-1, Away: 8-0)

Player	GP-GS	Min.-Avg.	FG-A	Pct.	3FG-A	Pct.	FT-A	Pct.	OR	DR	Tot.	Avg.	PF-DQ	A	T	B	S	Pts.	Avg.
Diggins, Skylar	16-16	511-31.9	95-187	.508	12-38	.316	82-104	.788	13	34	47	2.9	22-0	92	40	6	41	284	17.8
Novosel, Natalie	16-16	440-27.5	80-182	.440	20-43	.465	60-67	.896	20	47	67	4.2	25-0	39	38	7	15	240	15.0
Peters, Devereaux	16-16	436-27.3	81-146	.555	0-0	.000	49-67	.731	64	111	175	10.9	39-1	33	45	37	30	211	13.2
McBride, Kayla	16-14	435-27.2	68-136	.500	6-17	.353	34-37	.919	24	56	80	5.0	35-0	24	26	3	22	176	11.0
Achonwa, Natalie	16-1	271-16.9	45-81	.556	2-5	.400	16-22	.727	25	40	65	4.1	30-1	20	26	12	10	108	6.8
Mallory, Brittany	16-16	490-30.6	37-85	.435	20-56	.357	11-11	1.000	4	39	43	2.7	33-0	40	32	3	29	105	6.6
Turner, Kaila	16-0	182-11.4	16-53	.302	8-30	.267	4-4	1.000	5	10	15	0.9	19-0	8	7	0	5	44	2.8
Braker, Ariel	12-0	71-5.9	10-15	.667	0-0	.000	12-16	.750	11	9	20	1.7	13-0	2	11	3	2	32	2.7
Wright, Markisha	16-0	118-7.4	10-19	.526	0-0	.000	12-14	.857	8	18	26	1.6	8-0	5	8	2	6	32	2.0
Miller, Fraderica	15-1	191-12.7	6-23	.261	0-0	.000	2-4	.500	17	18	35	2.3	24-0	15	22	0	17	14	0.9
Holloway, Whitney	13-0	80-6.2	1-9	.111	0-1	.000	2-6	.333	0	11	11	0.8	7-0	10	10	0	5	4	0.3
Team									36	34	69	4.3			9				
Notre Dame	16	3225	449-936	.480	68-190	.358	284-352	.807	226	427	653	40.8	255-2	288	274	73	182	1250	78.1
Opponents	16	3225	318-877	.363	49-201	.244	170-245	.694	179	294	473	29.6	293-3	182	337	42	155	855	53.4

2011-12 Notre Dame Women's Basketball Statistics — NCAA Championship

NCAA Championship Games: 5-1 (Home: 2-0, Away: 0-0, Neutral: 3-1)

Player	GP-GS	Min.-Avg.	FG-A	Pct.	3FG-A	Pct.	FT-A	Pct.	OR	DR	Tot.	Avg.	PF-DQ	A	T	B	S	Pts.	Avg.
Diggins, Skylar	6-6	206-34.3	39-84	.464	4-12	.333	15-21	.714	12	20	32	5.3	10-0	33	12	4	14	97	16.2
Novosel, Natalie	6-6	189-31.5	27-83	.325	4-19	.211	37-47	.787	11	20	31	5.2	6-0	7	14	1	9	95	15.8
McBride, Kayla	6-6	180-30.0	28-64	.438	4-6	.667	9-10	.900	7	16	23	3.8	10-0	10	12	0	12	69	11.5
Peters, Devereaux	6-6	148-24.7	23-45	.511	0-0	.000	12-19	.632	25	27	52	8.7	20-0	17	15	16	10	58	9.7
Achonwa, Natalie	6-0	126-21.0	21-34	.618	1-1	1.000	9-9	1.000	13	18	31	5.2	14-0	12	12	4	6	52	8.7
Mallory, Brittany	6-6	191-31.8	14-32	.438	4-19	.211	2-4	.500	3	18	21	3.5	7-0	18	3	1	10	34	5.7
Turner, Kaila	5-0	53-10.6	8-20	.400	6-13	.462	0-0	.000	1	3	4	0.8	6-0	7	0	0	3	22	4.4
Miller, Fraderica	5-0	51-10.2	5-10	.500	0-0	.000	2-4	.500	5	2	7	1.4	5-0	0	4	0	0	12	2.4
Wright, Markisha	4-0	37-9.3	2-4	.500	0-0	.000	1-2	.500	0	4	4	1.0	4-0	0	1	1	1	5	1.3
Braker, Ariel	4-0	22-5.5	2-3	.667	0-0	.000	0-0	.000	1	5	6	1.5	3-0	1	2	0	1	4	1.0
Holloway, Whitney	4-0	22-5.5	1-3	.333	0-0	.000	0-0	.000	0	2	2	0.5	4-0	1	1	0	0	2	0.5
Team									21	5	26	4.3			3				
Notre Dame	6	1225	170-382	.445	23-70	.329	87-116	.750	99	140	239	39.8	89-0	106	79	27	66	450	75.0
Opponents	6	1225	129-328	.393	17-68	.250	69-98	.704	77	130	207	34.5	93-3	65	116	24	43	344	57.3

Superlatives

Team Superlatives

Notre Dame High	Notre Dame Low	Category	Opponent High	Opponent Low
128 at Mercer (12/30/11)	54 at Connecticut (3/6/12)	Points/Game	94 by Baylor (11/20/11)	26 by Longwood (12/28/11)
72 (1st) at Mercer (12/30/11)	20 (1st) vs. Duke (11/26/11)	Points/Half	47 (1st/2nd) by Baylor (11/20/11)	11 (1st) by Creighton (12/4/11)
48 vs. Pittsburgh (1/17/12)	18 vs. Duke (11/26/11)	Field Goals Made	31, three times (MR: by Connecticut, 4/1/12)	9 by St. Bonaventure (3/25/12)
87 vs. Longwood (12/28/11)	44 at Georgetown (1/10/12)	Field Goal Attempts	72 by Georgetown (1/10/12)	36 by Indiana State (11/13/11)
.702 at Mercer (12/30/11)	.322 at Connecticut (3/6/12)	FG Percentage	.500 by Baylor (4/3/12)	.188 by St. Bonaventure (3/25/12)
9, twice (MR: vs. DePaul, 2/5/12)	0 vs. Villanova (1/21/12)	3-Point FG Made	8 by Akron (11/11/11)	0, twice (MR: by Maryland, 3/27/12)
22 at Connecticut (2/27/12)	5, twice (MR: vs. Providence, 2/14/12)	3-Point FG Attempts	23, twice (MR: by Georgetown, 1/10/12)	7 by Rutgers (1/31/12)
600 vs. DePaul (2/5/12)	.000 vs. Villanova (1/21/12)	3-Point FG Percentage	.500, twice (MR: by USC, 11/25/11)	.000, twice (MR: by Maryland, 3/27/12)
43 at Mercer (12/30/11)	4 vs. DePaul (3/4/12)	Free Throws Made	29 by Baylor (11/20/11)	0 by DePaul (3/4/12)
52 at Mercer (12/30/11)	7 vs. DePaul (3/4/12)	Free Throw Attempts	38 by Baylor (11/20/11)	0 by DePaul (3/4/12)
.944 at Louisville (2/20/12)	.571 vs. DePaul (3/4/12)	FT Percentage	.933 by Louisville (2/20/12)	.000 by DePaul (3/4/12)
58 vs. Longwood (12/28/11)	27 vs. Baylor (4/3/12)	Rebounds	52 by Baylor (11/20/11)	17 by Pittsburgh (1/17/12)
33 vs. Pittsburgh (1/17/12)	5 vs. Duke (11/26/11)	Assists	20 by Baylor (4/3/12)	2 by St. Bonaventure (3/25/12)
29 vs. Akron (11/11/11)	4 at Georgetown (1/10/12)	Steals	14, twice (MR: by USF, 2/25/12)	2 by Baylor (4/3/12)
9, twice (MR: at St. John's, 1/28/12)	0 vs. USC (11/25/11)	Blocked Shots	9 by Duke (11/26/11)	0, five times (MR: by California, 3/20/12)
27 vs. Akron (11/11/11)	7 vs. Baylor (4/3/12)	Turnovers	46 by Akron (11/11/11)	11 by Baylor (4/3/12)
30 at Baylor (11/20/11)	5 vs. DePaul (3/4/12)	Fouls	37 by Mercer (12/30/11)	10 by DePaul (3/4/12)

Individual Superlatives

	NOTRE DAME	OPPONENT
Points Scored	32, twice (MR: by Natalie Novosel vs. USF, 2/25/12)	32 by Brittney Griner of Baylor (11/20/11)
Field Goals Made	10, three times (MR: by Skylar Diggins vs. West Virginia, 2/12/12)	14 by Brittney Griner of Baylor (11/20/11)
Field Goal Attempts	21 by Skylar Diggins vs. Maryland (3/27/12)	24 by Jasmine Wynne of USF (2/25/12)
Highest FG Percentage (min. 5 made)	1.000 (8-8) by Skylar Diggins at Mercer (12/30/11)	.778 (14-18) by Brittney Griner of Baylor (11/20/11)
3-Point Field Goals Made	5 by Skylar Diggins vs. Tennessee (1/23/12)	4 by Inga Orekhova of USF (2/25/12)
3-Point Field Goal Attempts	9 by Kaila Turner vs. Longwood (12/28/11)	11 by Sugar Rodgers of Georgetown (1/10/12)
3-Point FG Percentage (min. 2 made)	1.000 (4-4), twice (MR: by Natalie Novosel vs. West Virginia, 3/5/12)	1.000 (2-2), six times (MR: by Danika Dale of Liberty, 3/18/12)
Free Throws Made	18 by Natalie Novosel vs. California (3/20/12)	12 by Odyssey Sims of Baylor (11/20/11)
Free Throw Attempts	20 by Natalie Novosel vs. California (3/20/12)	14 by Odyssey Sims of Baylor (11/20/11)
Free Throw Percentage (min. 3 made)	1.000 (12-12) by Natalie Novosel vs. USF (2/25/12)	1.000 (6-6) by Antonita Slaughter of Louisville (2/20/12)
Rebounds	18 by Devereaux Peters vs. USF (2/25/12)	14 by Brittney Griner of Baylor (11/20/11)
Assists	11, three times (MR: by Skylar Diggins vs. Maryland, 3/27/12)	9 by Brittany Hrynko of DePaul (2/5/12)
Steals	7 by Fraderica Miller vs. Akron (11/11/11)	7 by Sasha Bernard of USF (2/25/12)
Blocked Shots	7 by Devereaux Peters vs. California (3/20/12)	7 by Elizabeth Williams of Duke (11/26/11)
Turnovers	8 by Natalie Novosel vs. Kentucky (12/18/11)	10 by Crystal Smith of Longwood (12/28/11)
Minutes Played	44 by Skylar Diggins vs. Connecticut (4/1/12)	45, twice (MR: by Bria Hartley of Connecticut, 4/1/12)

				Overall		3-Point			Rebs.								
Date	Opponent	W/L	Score	FG-A	Pct.	FTG-A	Pct.	FT-A	Pct.	Off-Def-Tot	PF-DQ	A	T	B	S	1-2-OT	Tot
N11	NOTRE DAME	h1W	81-61	33-74	.446	2-12	.167	13-21	619	19-19-38	18-0	24	27	3	29	44-37	81
	AKRON			23-56	.411	8-23	.348	7-11	636	17-27-44	20-1	16	46	3	14	30-31	61
N13	NOTRE DAME	h1W	99-34	36-62	.581	8-14	.571	19-28	679	15-19-34	13-0	25	11	4	25	58-41	99
	INDIANA STATE			11-36	.306	4-13	.308	8-10	800	6-17-23	22-0	9	36	2	4	15-19	34
N17	NOTRE DAME	h1W	98-43	32-57	.561	8-14	.571	26-35	743	14-23-37	15-0	21	14	4	15	50-48	98
	HARTFORD			17-43	.395	5-10	.500	4-18	722	9-15-24	25-1	10	30	3	9	20-23	43
N20	NOTRE DAME	a1L	81-94	28-72	.389	3-8	.375	22-28	786	17-20-37	30-2	11	17	3	9	36-45	81
	at #1 Baylor			31-66	.470	3-9	.333	29-38	763	20-32-52	19-0	18	17	5	13	47-47	94
N25	NOTRE DAME	n2W	80-58	25-58	.431	3-15	.200	27-33	818	10-28-38	22-0	9	11	0	11	42-38	80
	vs. USC			17-51	.333	7-14	.500	17-26	654	9-26-35	23-0	6	21	2	4	30-28	58
N26	NOTRE DAME	n2W	56-54	18-55	.327	3-12	.250	17-26	654	12-27-39	21-1	5	12	2	8	20-36	56
	vs. #7/6 Duke			18-56	.321	2-10	.200	16-24	667	15-32-47	22-0	7	15	9	4	36-18	54
D2	NOTRE DAME	hW	69-38	25-66	.379	1-12	.083	18-26	692	21-28-49	13-0	13	12	1	15	40-29	69
	PENN			15-52	.288	3-16	.188	5-6	833	10-24-34	22-1	10	23	6	4	15-23	38
D4	NOTRE DAME	aW	76-48	29-53	.547	1-7	.143	17-19	895	8-24-32	17-0	24	15	6	15	41-35	76
	at Creighton			16-43	.372	5-14	.357	11-18	611	11-18-28	17-0	12	25	0	7	11-37	48
D7	• NOTRE DAME	hW	95-42	37-64	.578	7-13	.538	14-17	824	11-29-40	22-0	29	22	6	18	51-44	95
	MARQUETTE			13-44	.295	2-11	.182	14-25	580	11-17-28	19-0	6	37	2	12	23-19	42
D10	NOTRE DAME	aW	66-38	27-62	.435	1-9	.111	11-14	786	15-32-47	19-1	19	21	3	14	36-30	66
	at #12/14 Purdue			13-54	.241	1-10	.100	11-18	611	12-20-32	14-0	5	24	4	10	17-21	38
D18	NOTRE DAME	hW	92-83	32-62	.516	3-8	.375	25-36	694	21-23-44	23-1	22	22	7	6	46-46	92
	#8/7 KENTUCKY			31-70	.443	4-11	.364	17-23	739	20-16-36	27-1	13	19	2	13	40-43	83
D20	NOTRE DAME	hW	90-38	34-65	.523	6-12	.500	16-27	593	22-24-46	14-0	22	17	5	18	51-39	90
	UCF			14-49	.286	1-12	.083	9-15	600	13-15-28	21-0	9	25	0	11	16-22	38
D28	NOTRE DAME	hW	92-26	38-87	.437	7-21	.333	9-15	600	30-28-58	8-0	26	10	9	26	45-47	92
	LONGWOOD			11-46	.239	2-11	.182	2-6	333	9-23-32	12-0	8	33	8	6	14-12	26
D30	NOTRE DAME	aW	128-42	40-57	.702	5-9	.556	43-52	827	13-34-47	20-0	21	18	4	19	72-56	128
	at Mercer			13-53	.245	7-21	.333	9-19	474	9-9-18	37-4	9	28	2	7	30-12	42
J4	• NOTRE DAME	aW	74-36	24-46	.522	6-11	.545	20-25	800	10-31-41	17-0	18	21	1	9	49-25	74
	at Seton Hall			12-43	.279	1-14	.071	10-20	500	5-13-18	22-1	4	19	3	13	16-20	36
J7	• NOTRE DAME	hW	74-67 (OT)	24-67	.358	3-11	.273	23-29	793	12-31-43	15-0	18	20	4	14	31-32-11	74
	#2 CONNECTICUT			24-59	.407	7-18	.389	12-20	600	9-34-43	23-1	17	27	2	12	31-32-4	67
J10	• NOTRE DAME	aW	80-60	25-44	.568	2-9	.222	28-32	875	6-34-40	23-0	18	18	5	4	37-43	80
	at #18/17 Georgetown			20-72	.278	5-23	.217	15-25	600	22-14-36	24-0	12	12	1	9	16-44	60
J14	• NOTRE DAME	aW	76-50	29-61	.475	2-8	.250	16-20	800	14-23-37	18-0	21	12	5	12	42-34	76
	at Cincinnati			19-50	.380	3-8	.375	9-16	563	11-19-30	16-0	11	22	3	7	21-29	50
J17	• NOTRE DAME	hW	120-44	48-74	.649	9-17	.529	15-18	833	15-31-46	14-0	33	9	1	14	54-66	120
	PITTSBURGH			17-48	.354	0-10	.000	10-13	769	3-14-17	17-0	6	26	1	4	19-25	44
J21	• NOTRE DAME	hW	76-43	26-58	.448	0-5	.000	24-29	828	17-25-42	15-0	15	9	4	10	44-32	76
	VILLANOVA			19-47	.304	3-15	.200	2-6	333	7-18-25	18-0	14	20	2	6	16-27	43
J23	NOTRE DAME	hW	72-44	30-59	.508	5-12	.417	7-11	636	11-33-44	16-0	25	19	5	11	28-44	72
	#7/9 TENNESSEE			17-61	.279	3-8	.375	7-16	438	15-20-35	16-0	12	19	4	8	18-26	44
J28	• NOTRE DAME	aW	71-56	28-64	.388	2-7	.286	13-16	813	14-35-49	16-0	15	19	9	11	43-28	71
	at St. John's			22-62	.355	4-10	.400	8-10	800	7-22-29	17-0	11	17	6	9	23-33	56
J31	• NOTRE DAME	aW	71-41	24-58	.414	6-16	.375	17-21	810	23-29-52	11-0	19	17	2	9	40-31	71
	at #13/14 Rutgers			16-53	.302	1-7	.143	8-10	800	10-14-24	16-0	6	17	8	9	23-18	41
F5	• NOTRE DAME	hW	90-70	35-80	.583	9-15	.600	11-13	846	12-19-31	12-0	25	18	5	13	56-34	90
	#R/23 DePaul			28-62	.452	2-12	.167	12-14	857	16-14-30	12-0	19	21	1	8	31-39	70
F7	• NOTRE DAME	aW	74-55	29-68	.426	2-16	.125	14-18	778	22-25-47	14-0	14	20	7	16	38-36	74
	at Syracuse			18-61	.285	2-10	.200	17-19	895	19-18-37	17-0	8	23	1	13	19-36	55
F12	• NOTRE DAME	hL	63-65	22-54	.407	3-8	.375	16-25	840	13-20-33	22-2	10	17	8	11	33-30	63
	WEST VIRGINIA			20-52	.385	4-13	.308	21-25	840	15-26-41	23-1	16	21	4	10	30-35	65
F14	• NOTRE DAME	hW	66-47	25-52	.491	1-5	.200	15-23	652	13-28-41	11-0	16	20	4	14	37-29	66
	PROVIDENCE			21-53	.396	3-9	.333	2-5	400	6-19-25	19-0	16	21	3	12	27-20	47
F20	• NOTRE DAME	aW	68-52	23-47	.489	5-15	.333	17-18	944	7-21-28	17-0	14	18	3	9	28-40	68
	at #16 Louisville			18-57	.316	2-16	.125	14-15	933	18-17-35	16-0	7	19	2	11	25-27	52
F25	• NOTRE DAME	hW	80-68	25-54	.463	4-12	.333	26-30	867	18-23-41	14-0	12	22	6	7	41-39	80
	SOUTH FLORIDA			28-61	.459	5-14	.357	7-11	636	11-13-24	21-0	15	17	0	14	38-30	68
F27	• NOTRE DAME	aW	72-59	25-65	.385	7-22	.318	15-18	833	19-23-42	14-0	11	12	3	11	38-34	72
	at #4 Connecticut			23-53	.434	4-11	.364	9-11	818	9-22-31	13-0	14	18	3	6	35-24	59
M4	NOTRE DAME	n3W	69-54	30-68	.441	5-11	.455	4-7	571	18-23-41	5-0	13	13	7	11	38-31	69
	vs. #R/23 Louisville			24-54	.444	6-16	.375	0-0	000	7-21-28	10-1	15	19	3	8	26-28	54
M5	NOTRE DAME	n3W	73-45	23-54	.426	7-16	.438	20-23	870	10-23-33	15-0	13	12	5	12	37-36	73
	vs. #25/RV West Virginia			19-54	.352	1-13	.077	6-15	400	15-22-37	20-1	7	22	0	4	19-26	45
M6	NOTRE DAME	a3L	54-63	19-59	.322	7-16	.438	9-14	643	10-23-33	16-1	11	14	2	10	30-24	54
	at #4 Connecticut			24-59	.407	3-15	.200	12-15	800	14-30-44	14-0	8	18	1	9	31-32	63
M18	NOTRE DAME	h4W	74-43	32-66	.485	4-13	.308	6-10	600	15-23-38	15-0	25	11	1	9	44-30	74
	LIBERTY			13-42	.310	4-12	.333	13-20	650	9-20-29	11-0	5	23	5	6	19-24	43
M20	NOTRE DAME	h4W	73-62	23-56	.411	1-9	.111	26-33	788	19-21-40	15-0	13	13	8	14	31-42	73
	CALIFORNIA			25-56	.446	5-12	.417	7-14	500	16-19-35	23-1	15	19	0	8	31-31	62
M25	NOTRE DAME	n5W	79-35	32-61	.525	5-10	.500	10-13	769	14-31-45	15-0	18	15	5	13	35-44	79
	vs. #21/25 St. Bonaventure			9-48	.188	1-12	.083	16-22	727	11-17-28	16-0	2	21	2	8	13-22	35
M27	NOTRE DAME	n5W	80-49	32-65	.492	3-11	.273	13-17	765	19-27-46	11-0	21	17	2</			

• = BIG EAST game // h1/a1 = Preseason WNIT (campus sites) // n2 = Junkano Jam (Freeport, Bahamas) // n3/a3 = BIG EAST Championship (Hart

Points-Rebounds-Assists

Opponent	Holloway	Diggins	Cable	Achonwa	Miller	Peters	Turner	Novosel	Mallory	McBride	Wright	Braker
(1) AKRON	0-0-2	21-2-8	DNP	DNP	4-1-2	10-8-4	2-1-2	13-3-1	2-2-2	15-7-1	12-7-2	2-2-0
(1) INDIANA STATE	5-1-0	14-1-7	DNP	DNP	10-6-3	14-4-3	5-0-2	10-2-6	8-1-0	16-1-2	14-11-2	3-5-0
(1) HARTFORD	6-2-1	22-0-6	DNP	DNP	1-3-2	7-8-2	6-3-4	20-2-0	12-3-1	14-7-3	6-2-0	4-4-2
(1) at #1 Baylor	DNP	27-4-3	DNP	0-4-0	1-6-0	6-8-2	0-0-0	28-5-1	2-4-4	13-4-0	4-0-1	DNP
(2) vs. USC	2-1-0	22-0-3	DNP	8-1-1	2-0-1	8-7-0	5-0-0	17-3-1	7-3-1	6-5-2	1-8-0	2-2-0
(2) vs. #7/6 Duke	DNP	19-8-3	DNP	0-7-0	0-2-0	4-2-0	0-1-0	15-4-0	6-4-1	12-1-1	0-2-0	0-0-0
PENN	2-2-0	8-2-5	DNP	7-7-0	0-2-0	16-6-2	0-5-1	14-0-2	2-4-0	10-9-3	7-2-0	3-2-0
at Creighton	1-1-1	8-0-8	DNP	20-4-1	DNP	10-9-2	0-0-5	17-4-1	3-2-4	9-2-2	4-4-0	4-2-0
• MARQUETTE	0-4-4	17-3-7	DNP	6-1-1	2-2-3	9-10-1	8-2-3	11-3-3	11-2-3	19-4-1	6-3-2	6-3-1
at #12/14 Purdue	0-2-0	9-6-7	DNP	11-6-2	3-2-2	16-11-0	2-3-0	17-5-3	2-2-2	6-4-3	0-0-0	0-0-0
#8/7 KENTUCKY	0-0-0	16-2-11	DNP	15-5-2	0-2-0	13-13-2	2-0-1	23-7-1	6-4-2	17-3-3	0-0-0	0-0-0
UCF	4-1-2	14-4-2	DNP	12-8-2	2-4-1	11-7-1	13-2-4	12-2-3	7-1-3	11-6-3	0-1-0	4-7-1
LONGWOOD	2-2-2	11-5-10	DNP	8-5-1	10-5-3	19-10-2	8-3-1	11-3-2	3-0-4	8-6-1	8-4-0	4-9-0
at Mercer	0-3-3	21-0-4	DNP	13-4-2	8-11-2	6-2-2	17-3-1	13-5-1	11-1-3	11-1-0	24-4-1	4-8-2
• at Seton Hall	1-1-1	14-2-3	DNP	7-4-1	0-3-2	8-10-1	3-4-1	13-3-2	5-5-3	14-2-3	5-2-1	4-2-0
• #2 CONNECTICUT	DNP	22-2-2	DNP	4-4-3	DNP	9-7-5	0-0-0	20-5-3	9-3-1	10-12-4	0-3-0	DNP
• at #18/17 Georgetown	0-0-0	22-3-4	DNP	7-7-1	2-0-0	10-8-1	0-0-1	21-7-5	2-3-4	16-7-2	0-0-0	DNP
• at Cincinnati	0-2-2	4-7-11	DNP	8-1-1	0-1-2	17-6-2	4-0-0	21-4-1	2-3-0	7-1-2	6-7-0	7-2-0
• PITTSBURGH	2-3-3	11-4-9	DNP	19-7-3	3-6-3	20-3-1	14-2-3	13-4-4	11-3-4	11-2-0	11-4-2	5-2-1
• VILLANOVA	0-0-0	20-3-4	DNP	1-3-1	0-6-1	19-6-2	2-1-0	10-3-2	4-2-3	8-6-2	2-2-0	10-5-0
#7/9 TENNESSEE	0-0-0	27-5-5	DNP	7-3-3	0-2-1	16-16-6	0-0-0	4-1-3	1-1-2	17-6-5	0-1-0	0-1-0
• at St. John's	0-0-0	24-2-6	DNP	4-3-0	0-1-0	18-15-2	0-0-0	15-5-2	2-3-3	8-11-2	0-0-0	0-0-0
• at #13/14 Rutgers	0-0-0	18-1-3	DNP	15-7-0	0-2-2	10-17-4	0-3-0	6-3-2	9-2-4	13-10-4	0-3-0	0-1-0
• #RV/23 DePAUL	0-0-0	11-2-10	DNP	16-5-2	2-3-1	11-7-2	6-1-0	21-5-5	14-1-4	7-4-1	2-1-0	0-1-0
• at Syracuse	DNP	11-6-5	DNP	7-8-1	0-0-0	21-16-2	2-1-0	7-4-3	7-1-2	19-4-1	0-1-0	DNP
• WEST VIRGINIA	DNP	32-5-3	DNP	4-0-1	0-3-0	4-17-3	0-0-0	16-1-0	3-2-1	4-3-2	0-0-0	DNP
• PROVIDENCE	1-0-0	19-0-7	DNP	6-6-2	5-5-0	19-11-3	0-0-0	7-4-2	0-2-2	9-5-0	0-0-0	0-2-0
• at #16 Louisville	0-0-0	21-3-7	DNP	0-3-1	0-2-0	10-9-1	3-0-0	6-2-4	13-5-1	15-2-0	0-0-0	0-2-0
• SOUTH FLORIDA	0-0-0	18-0-9	DNP	2-4-1	0-1-1	17-18-0	0-1-0	32-6-0	7-3-1	4-4-0	0-0-0	0-0-0
• at #4 Connecticut	0-1-0	20-4-2	DNP	2-2-1	0-0-0	9-15-3	2-0-0	21-8-1	6-3-4	12-3-0	0-0-0	0-0-0
(3) vs. #RV/23 DePaul	0-0-0	12-3-5	DNP	5-2-0	0-1-1	16-12-1	0-2-0	16-7-3	4-5-2	14-4-1	0-0-0	2-1-0
(3) vs. #25/RV West Virginia	2-1-0	9-3-6	DNP	4-3-2	2-0-0	11-2-2	0-1-0	18-5-1	10-3-1	15-5-1	2-1-0	0-3-0
(3) at #4 Connecticut	DNP	16-3-4	DNP	3-2-1	0-0-0	7-11-2	5-1-0	8-3-2	2-2-0	13-4-2	DNP	DNP
(4) LIBERTY	2-0-0	7-9-6	DNP	8-2-5	9-3-0	10-4-2	2-2-4	12-4-0	7-4-6	15-3-2	0-0-0	2-2-0
(4) CALIFORNIA	DNP	21-2-4	DNP	2-4-2	0-2-0	11-14-5	0-0-0	28-9-1	2-2-0	9-3-1	DNP	DNP
(5) vs. #21/25 St. Bonaventure	0-1-1	8-5-5	DNP	9-5-2	3-2-0	7-10-4	14-1-2	16-4-2	7-2-2	10-5-1	3-1-0	2-3-1
(5) vs. #5 Maryland	0-1-0	22-10-11	DNP	18-7-2	0-0-0	6-9-3	0-1-0	14-6-0	4-3-3	16-3-2	0-1-0	0-0-0
(6) vs. #3 Connecticut	DNP	19-4-4	DNP	8-7-0	DNP	17-12-2	DNP	20-7-4	11-4-5	8-6-1	DNP	DNP
(6) vs. #1 Baylor	0-0-0	20-2-3	DNP	7-6-1	0-0-0	7-3-1	6-0-1	5-1-2	3-6-2	11-3-3	2-2-0	0-1-0

Games started in **boldface** // home games in ALL CAPS // • = BIG EAST game

1 = Preseason WNIT (campus sites) // 2 = Junkanoo Jam (Freeport, Bahamas) // 3 = BIG EAST Championship (Hartford, Conn.) // 4 = NCAA Raleigh Region - First/Second Rounds (Notre Dame, Ind.) // 5 = NCAA Raleigh Regional (Raleigh, N.C.) // 6 = NCAA Women's Final Four (Denver, Colo.)

LEADING SCORER

Skylar Diggins.....	18 (45)
Natalie Novosel	12 (27)
Devereaux Peters	6 (19)
Kayla McBride.....	4 (7)
Natalie Achonwa.....	1 (2)
Markisha Wright.....	1 (1)
Brittany Mallory.....	0 (4)

LEADING REBOUNDER

Devereaux Peters	26 (61)
Skylar Diggins.....	4 (8)
Kayla McBride.....	4 (5)
Markisha Wright.....	3 (3)
Natalie Achonwa.....	3 (10)
Fraderica Miller.....	2 (3)
Brittany Mallory.....	1 (1)
Natalie Novosel	1 (3)
Ariel Braker.....	0 (1)

LEADER IN ASSISTS

Skylar Diggins.....	30 (67)
Brittany Mallory.....	6 (17)
Devereaux Peters	5 (7)
Kayla McBride.....	3 (4)
Natalie Novosel	1 (12)
Kaila Turner.....	1 (2)
Natalie Achonwa.....	0 (1)

GAMES STARTED

Skylar Diggins.....	39 (107)
Brittany Mallory.....	39 (79)
Natalie Novosel	39 (82)
Devereaux Peters	39 (81)
Kayla McBride.....	36 (40)
Fraderica Miller.....	2 (2)
Natalie Achonwa.....	1 (1)

CHARGES TAKEN

Opponents	34
Notre Dame	42
Natalie Achonwa.....	12 (15)
Natalie Novosel	10 (15)
Brittany Mallory.....	6 (17)
Devereaux Peters	5 (9)
Skylar Diggins.....	3 (9)
Kaila Turner.....	3 (4)
Markisha Wright.....	2
Kayla McBride.....	1 (1)

20-POINT SCORING GAMES

Opponents	10
Notre Dame	30
Skylar Diggins.....	15 (33)
Natalie Novosel	11 (18)
Natalie Achonwa.....	1 (1)
Devereaux Peters	1 (5)
Markisha Wright.....	1
Brittany Mallory.....	0 (2)
Kayla McBride.....	0 (1)

30-POINT SCORING GAMES

Opponents	1
Notre Dame	2
Skylar Diggins.....	1 (2)
Natalie Novosel	1 (1)

TECHNICAL FOULS

Opponents	2
Notre Dame	0

FOUR-POINT PLAYS

Opponents	0
Notre Dame	0

THREE-POINT PLAYS

Opponents	31
Notre Dame	66
Skylar Diggins.....	14
Natalie Novosel	13
Kayla McBride.....	11
Devereaux Peters	9
Natalie Achonwa.....	5
Brittany Mallory.....	4
Markisha Wright.....	4
Ariel Braker.....	3
Fraderica Miller.....	2
Kaila Turner.....	1

ND'S FIRST SUBSTITUTION

Natalie Achonwa.....	24
Fraderica Miller.....	11
Markisha Wright.....	5
Kaila Turner.....	4
Kayla McBride.....	2

BENCH POINTS

Opponents	533 (13.7 ppg.)
Notre Dame	703 (18.0 ppg.)

SHOT CLOCK VIOLATIONS
FORCED

Opponents	17
Notre Dame	29

JUMP BALLS CONTROLLED

Opponents	17
Notre Dame	24
Devereaux Peters.....	24/41 (.585)

FIRST SCORE

Opponents	12
Notre Dame	27
Natalie Novosel	8
Skylar Diggins.....	6
Devereaux Peters	5
Brittany Mallory.....	4
Kayla McBride.....	4

RUNS OF 10-0 OR BETTER

Opponents	4
Notre Dame	52

LARGEST HALFTIME LEAD

43, 58-15 vs. Indiana State
(11/13/11) *(school record)*

LARGEST HALFTIME DEFICIT

16, 36-20 vs. Duke (11/26/11)

LARGEST LEAD

86, 128-42 (0:31 - 2nd) at
Mercer (12/30/11)

LARGEST DEFICIT

25, 75-50 (4:56 - 2nd) vs.
Baylor (4/3/12)

LARGEST WIN

86, 128-42 at Mercer
(12/30/11) *(school record)*

LARGEST DEFEAT

19, 80-61 vs. Baylor (4/3/12)

MOST CONSECUTIVE PTS

27 (20:00 to 12:33 - 1st) vs.
Longwood (12/28/11)

MOST CONSECUTIVE
OPP PTS

14 (8:17 to 4:56 - 2nd) by
Baylor (4/3/12)

LONGEST WINNING STREAK

21 (11/25-2/7)

LONGEST LOSING STREAK

1, four times (11/20; 2/12;
3/6; 4/3)

LARGEST HOME CROWD

9,149 (*sellout*), eight times
(MR: vs. USF, 2/25/12)

LARGEST ROAD CROWD

15,132 at Connecticut
(2/27/12)

LARGEST NEUTRAL CROWD

19,028, twice (MR: vs. Baylor,
4/3/12)

*NOTE: totals may not add up
to games played due to ties
... figures in parentheses by
player totals are career totals
(charges taken first tracked
in '08-'09)*

Double-Figure Points

	2011-12	Career
Natalie Achonwa	9	22
Ariel Braker	1	2
Skylar Diggins	32	88
Brittany Mallory	8	33
Kayla McBride	26	33
Fraderica Miller	2	3
Natalie Novosel	32	79
Devereaux Peters	25	70
Kaila Turner	4	6
Markisha Wright	4	4

Double-Figure Rebounds/Assists

	2011-12	Career
Natalie Achonwa	0	2
Skylar Diggins	1/5*	3/6*
Brittany Mallory	0/0*	0/1*
Kayla McBride	3	3
Fraderica Miller	1	2
Devereaux Peters	18	31
Markisha Wright	1	1

* - assists

5-5-5 Games (aka "Stat Sheet Stuffers")

	2011-12	Career
Skylar Diggins	12	29
Brittany Mallory	0	5
Kayla McBride	1	1
Natalie Novosel	2	5
Devereaux Peters	5	11
Fraderica Miller	1	1
Kaila Turner	0	1

*NOTE: At least 5 in three of five statistical categories (points,
rebounds, assists, steals or blocks)*

Double-Doubles

	2011-12	Career
Natalie Achonwa	0	1
Skylar Diggins	4	6
16 pts., 11 asst. vs. Kentucky, 12/18		
11 pts., 10 asst. vs. Longwood, 12/28		
11 pts., 10 asst. vs. DePaul, 2/5		
22 pts., 11 asst., 10 rebs. vs. Maryland, 3/27		
Brittany Mallory	0	1
Kayla McBride	2	2

10 pts., 12 rebs. vs. Connecticut, 1/7		
13 pts., 10 rebs. at Rutgers, 1/31		
Devereaux Peters	12	23
16 pts., 11 rebs. at Purdue, 12/10		
13 pts., 13 rebs. vs. Kentucky, 12/18		
19 pts., 10 rebs. vs. Longwood, 12/28		
16 pts., 16 rebs. vs. Tennessee, 1/23		
18 pts., 15 rebs. at St. John's, 1/28		
10 pts., 17 rebs. at Rutgers, 1/31		
21 pts., 16 rebs. at Syracuse, 2/7		
19 pts., 11 rebs. vs. Providence, 2/14		
17 pts., 18 rebs. vs. USF, 2/25		
16 pts., 12 rebs. vs. DePaul, 3/4		
11 pts., 14 rebs. vs. California, 3/20		
17 pts., 12 rebs. vs. Connecticut, 4/1		
Markisha Wright	1	1
14 pts., 11 rebs. vs. Indiana State, 11/13		

Triple-Doubles

	2011-12	Career
Skylar Diggins	1	1
22 pts., 11 asst., 10 rebs. vs. Maryland, 3/27		

	FT-FTA	Pct.
Natalie Novosel	34-40	.850
Kayla McBride	11-14	.786
Devereaux Peters	7-9	.778
Brittany Mallory	8-11	.727
Ariel Braker	18-26	.692
Skylar Diggins	19-28	.679
Fraderica Miller	9-14	.643
Markisha Wright	14-22	.636
Natalie Achonwa	7-12	.583
Whitney Holloway	3-6	.500
Kaila Turner	1-2	.500
*11-12 Team Totals	131-184	.712

GAME 1	#2 NOTRE DAME 81
	AKRON 61
	Preseason WNIT — First Round
	November 11, 2011
Purcell Pavilion (Notre Dame, Ind.)	

Akron (61)										
PLAYER	MIN	FG-A	3FG-A	FT-A	REB	AST	PFT	PFT		
Tecca	26	5-10	0-0	3-3	8	2	4	13		
Young	25	4-8	2-6	0-1	5	3	3	10		
Cassell	18	2-8	2-4	0-0	4	0	1	6		
Lubergh	28	2-4	1-2	0-0	4	0	1	5		
Ruper	32	2-8	2-7	1-2	6	3	1	7		
Williams	22	2-4	1-2	2-2	3	4	2	7		
Stubbs	10	1-3	0-0	0-1	2	0	5	2		
Mushington	20	2-6	0-1	1-2	2	3	3	5		
King	19	3-5	0-1	0-0	3	1	0	6		
Team					7					
Totals	200	23-56	8-23	7-11	44	16	20	61		

Notre Dame (81)										
PLAYER	MIN	FG-A	3FG-A	FT-A	REB	AST	PFT	PFT		
Peters	28	5-9	0-0	0-2	8	4	3	10		
Diggins	33	7-14	1-3	6-8	2	8	2	21		
Novosel	25	5-14	0-3	3-6	3	1	2	13		
Mallory	22	1-4	0-2	0-0	2	2	1	2		
McBride	23	6-11	1-1	2-3	7	1	2	15		
Holloway	8	0-1	0-1	0-0	0	2	0	0		
Miller	16	2-3	0-0	0-0	1	2	4	4		
Turner	20	1-5	0-2	0-0	1	2	1	2		
Wright	19	5-10	0-0	2-2	7	2	2	12		
Braker	6	1-3	0-0	0-0	2	0	1	2		
Team					5					
Totals	200	33-74	2-12	13-21	38	24	18	81		
Akron	30	31	—	61						
Notre Dame	44	37	—	81						

FG Pct: Akron 41.1, Notre Dame 44.6. **3-PT FG Pct:** Akron 34.8, Notre Dame 16.7. **FT Pct:** Akron 63.6, Notre Dame 61.9. **Turnovers:** Akron 46, Notre Dame 27. **Blocked Shots:** Akron 3 (Tecca 2), Notre Dame 3 (Diggins 2). **Steals:** Akron 14 (Tecca, Cassell, Stubbs 3), Notre Dame 29 (Miller 7). **Attendance:** 8,516.

GAME	2	#2 NOTRE DAME 99
		INDIANA STATE 34
	<i>Preseason WNIT — Quarterfinal</i>	
	November 13, 2011	
Purcell Pavilion (Notre Dame, Ind.)		

Indiana State (34)										
PLAYER	MIN	FG-A	3FG-A	FT-A	REB	AST	PFT	PFT		
Thomas	31	2-2	0-0	3-4	5	1	2	7		
Oyer	21	0-3	0-1	0-0	0	1	4	0		
Zurek	16	0-0	0-0	3-4	4	4	0	3		
Schoen	32	1-4	1-4	2-2	1	0	3	5		
Munn	27	5-13	3-6	0-0	3	0	4	13		
Valley	23	1-7	0-1	0-0	0	2	4	2		
Gunning	2	0-0	0-0	0-0	0	0	0	0		
Mattox	22	1-4	0-1	0-0	2	1	3	2		
Rademacher	14	0-1	0-0	0-0	1	0	2	0		
Franklin	12	1-2	0-0	0-0	1	0	0	2		
Team					6					
Totals	200	11-36	4-13	8-10	23	9	22	34		

Notre Dame (99)										
PLAYER	MIN	FG-A	3FG-A	FT-A	REB	AST	PFT	PFT		
Peters	16	6-9	0-0	2-2	4	3	2	14		
Diggins	20	6-9	1-1	1-1	1	7	1	14		
Novosel	21	3-10	1-3	3-4	2	6	0	10		
Mallory	14	2-3	2-2	2-2	1	0	1	8		
McBride	20	6-7	2-2	2-2	1	2	2	16		
Holloway	22	2-6	1-3	0-0	1	0	3	5		
Miller	20	4-5	0-0	2-4	6	3	3	10		
Turner	21	1-4	1-3	2-2	0	2	0	5		
Wright	29	6-9	0-0	2-7	11	2	1	14		
Braker	17	0-0	0-0	3-4	5	0	0	3		
Team					2					
Totals	200	36-62	8-14	19-28	34	25	13	99		
Indiana State	15	19	—	34						
Notre Dame	58	41	—	99						

FG Pct: Indiana State 30.6, Notre Dame 58.1. **3-PT FG Pct:** Indiana State 30.8, Notre Dame 57.1. **FT Pct:** Indiana State 80.0, Notre Dame 67.9. **Turnovers:** Indiana State 36, Notre Dame 11. **Blocked Shots:** Indiana State 2, Notre Dame 4 (Wright, Braker 2). **Steals:** Indiana State 4 (Schoen, Munn 2), Notre Dame 25 (Peters, Diggins 6). **Attendance:** 8,157.

GAME	3	#2 NOTRE DAME 98
		HARTFORD 43
	Preseason WNIT — Semifinal	
	November 17, 2011	
	Purcell Pavilion (Notre Dame, Ind.)	

Hartford (43)										
PLAYER	MIN	FG-A	3FG-A	FT-A	REB	AST	PFT	PFT		
Doherty	22	4-11	0-1	0-6	2	3	2	8		
Smith	21	1-2	0-0	0-0	3	1	3	2		
Elliott	31	3-7	2-4	1-2	2	3	4	9		
Hall	18	1-3	0-0	2-4	3	0	5	4		
Bepko	24	2-3	1-1	0-0	0	0	3	5		
Clark	17	0-1	0-0	0-2	3	0	2	0		
Gilbert	20	2-4	0-0	0-0	5	1	4	4		
Bultron	9	0-3	0-2	1-2	0	0	1	1		
Englert	17	2-3	1-1	0-0	1	2	0	5		
Moore	21	2-6	1-1	0-2	1	0	1	5		
Team					4					
Totals	200	17-43	5-10	4-18	24	10	25	43		

Notre Dame (98)										
PLAYER	MIN	FG-A	3FG-A	FT-A	REB	AST	PFT	PFT		
Peters	18	1-6	0-0	5-8	8	2	2	7		
Diggins	23	9-14	0-2	4-4	0	6	2	22		
Novosel	22	6-7	2-2	6-6	2	0	1	20		
Mallory	26	4-4	4-4	0-0	3	1	1	12		
McBride	24	6-9	0-1	2-3	7	3	0	14		
Holloway	14	2-3	0-1	2-2	2	1	0	6		
Miller	19	0-0	0-0	1-2	3	2	4	1		
Turner	22	2-6	2-4	0-0	3	4	3	6		
Wright	22	1-6	0-0	4-6	2	0	1	6		
Braker	10	1-2	0-0	2-4	4	2	1	4		
Team					3					
Totals	200	32-57	8-14	26-35	37	21	15	98		
Hartford	20	23	—	43						
Notre Dame	50	48	—	98						

FG Pct: Hartford 39.5, Notre Dame 56.1. **3-PT FG Pct:** Hartford 50.0, Notre Dame 57.1. **FT Pct:** Hartford 22.2, Notre Dame 74.3. **Turnovers:** Hartford 30, Notre Dame 14. **Blocked Shots:** Hartford 3 (Clark 2), Notre Dame 4 (Novosel 2). **Steals:** Hartford 9 (Doherty 5), Notre Dame 15 (Diggins 4). **Attendance:** 8,292.

GAME 4	#1 BAYLOR 94
	#2 NOTRE DAME 81
	Preseason WNIT — Championship November 20, 2011 Ferrell Center (Waco, Texas)

Notre Dame (81)												
PLAYER	MIN	FG-A	3FG-A	FT-A	REB	AST	PFT	PFT				
Peters	26	3-10	0-0	0-0	8	2	4	6				
Diggins	36	9-20	1-3	8-9	4	3	4	27				
Novosel	35	8-18	1-5	11-15	5	1	5	28				
Mallory	32	1-6	0-5	0-0	4	4	4	2				
McBride	27	6-13	1-3	0-0	4	0	3	13				
Achonwa	12	0-2	0-1	0-0	4	0	2	0				
Miller	16	0-1	0-0	1-2	6	0	5	1				
Turner	3	0-1	0-1	0-0	0	0	1	0				
Wright	13	1-1	0-0	2-2	0	1	2	4				
Team					2							
Totals	200	28-72	3-18	22-28	37	11	30	81				

Baylor (94)												
PLAYER	MIN	FG-A	3FG-A	FT-A	REB	AST	PFT	PFT				
Williams	29	5-10	0-0	5-9	13	1	2	15				
Pope	13	1-7	0-0	2-4	8	1	2	4				
Griner	40	14-18	0-0	4-5	14	0	2	32				
Hayden	37	2-10	1-3	4-4	6	1	2	9				
Madden	12	1-1	0-0	0-0	0	3	3	2				
Sims	38	6-15	1-3	12-14	0	6	4	25				
Robertson	0+	0-0	0-0	0-0	0	0	0	0				
Condrey	31	2-5	1-3	2-2	6	6	3	7				
Agbuoke	0+	0-0	0-0	0-0	0	0	0	0				
Field	0+	0-0	0-0	0-0	0	0	0	0				
Palmer	0+	0-0	0-0	0-0	0	0	1	0				
Team					5							
Totals	200	31-66	3-9	29-38	52	18	19	94				
Notre Dame	36	45	—	81								
Baylor	47	47	—	94								

FG Pct: Notre Dame 38.9, Baylor 47.0. **3-PT FG Pct:** Notre Dame 16.7, Baylor 33.3. **FT Pct:** Notre Dame 78.6, Baylor 76.3. **Turnovers:** Notre Dame 17, Baylor 17. **Blocked Shots:** Notre Dame 3 (Peters 2), Baylor 5 (Griner 5). **Steals:** Notre Dame 9 (Mallory, McBride 2), Baylor 13 (Sims 6). **Technical Foul:** Sims (BU). **Attendance:** 9,477.

GAME 5	#4/3 NOTRE DAME 80
	USC 58
	Junkanoo Jam — Freeport Division November 25, 2011 St. Georges High School (Freeport, Bahamas)

USC (58)												
PLAYER	MIN	FG-A	3FG-A	FT-A	REB	AST	PFT	PFT				
Marinacci	23	1-3	0-0	0-0	5	0	1	2				
Harberts	18	1-5	0-0	1-2	1	0	4	3				
Giltbreath, B.	24	2-5	1-1	6-12	2	1	4	11				
Gemelos	36	3-11	1-2	6-8	8	1	1	13				
Corral	32	6-12	3-6	2-2	1	2	1	17				
Bradley	9	3-3	2-2	0-0	2	0	2	8				
Cook	10	0-3	0-2	2-2	0	1	2	2				
Giltbreath, S.	14	0-2	0-1	0-0	1	1	2	0				
Vaiolotama	20	1-5	0-0	0-0	4	0	3	2				
Southall	14	0-2	0-0	0-0	4	0	3	0				
Team					7							
Totals	200	17-51	7-14	17-26	35	6	23	58				

Notre Dame (80)												
PLAYER	MIN	FG-A	3FG-A	FT-A	REB	AST	PFT	PFT				
Peters	13	4-5	0-0	0-0	7	0	3	8				
Diggins	30	7-14	1-3	7-7	0	3	2	22				
Novosel	23	3-10	0-2	11-14	3	1	3	17				
Mallory	33	1-2	1-2	4-4	3	1	1	7				
McBride	32	2-10	0-4	2-2	5	2	3	6				
Holloway	4	1-3	0-0	0-0	1	0	0	2				
Achonwa	19	4-6	0-0	0-0	1	1	3	8				
Miller	6	1-2	0-0	0-0	0	1	2	2				
Turner	20	2-5	1-4	0-0	0	0	2	5				
Wright	15	0-0	0-0	1-4	8	0	2	1				
Braker	5	0-1	0-0	2-2	2	0	1	2				
Team					8							
Totals	200	25-58	3-15	27-33	38	9	22	80				
USC	30	28	—	58								
Notre Dame	42	38	—	80								

FG Pct: USC 33.3, Notre Dame 43.1. **3-PT FG Pct:** USC 50.0, Notre Dame 20.0. **FT Pct:** USC 85.4, Notre Dame 81.8. **Turnovers:** USC 21, Notre Dame 11. **Blocked Shots:** USC 2, Notre Dame 0. **Steals:** USC 4 (B. Giltbreath 2), Notre Dame 11 (Diggins 5). **Attendance:** 271.

GAME 6	#4/3 NOTRE DAME 56
	#7/6 DUKE 54
	Junkanoo Jam — Freeport Division Final November 26, 2011 St. Georges High School (Freeport, Bahamas)

Notre Dame (56)												
PLAYER	MIN	FG-A	3FG-A	FT-A	REB	AST	PFT	PFT				
Peters	11	1-2	0-0	2-2	2	0	5	4				
Diggins	37	5-12	1-3	8-10	8	3	3	19				
Novosel	32	6-20	1-3	2-5	4	0	1	15				
Mallory	37	2-7	1-4	1-2	4	1	3	6				
McBride	33	4-9	0-2	4-5	1	1	2	12				
Achonwa	21	0-3	0-0	0-1	7	0	3	0				
Miller	12	0-0	0-0	0-0	2	0	2	0				
Turner	4	0-0	0-0	0-0	1	0	0	0				
Wright	12	0-2	0-0	0-1	2	0	2	0				
Braker	1	0-0	0-0	0-0	0	0	0	0				
Team					8							
Totals	200	18-55	3-12	17-26	39	5	21	56				

Duke (54)												
PLAYER	MIN	FG-A	3FG-A	FT-A	REB	AST	PFT	PFT				
Peters	28	3-6	0-1	2-2	4	0	3	8				
Williams	34	5-11	0-0	6-11	13	2	4	16				
Selby	25	1-5	0-1	2-2	2	0	3	4				
Wells	15	0-6	0-0	0-0	2	0	3	0				
Gray	36	4-14	1-5	2-2	6	2	2	11				
Jackson	23	0-5	0-0	3-4	6	1	2	3				
Scheer	1	0-0	0-0	0-0	1	0	0	0				
Liston	23	2-5	1-3	0-0	3	1	2	5				
Vernerey	15	3-4	0-0	1-3	5	1	3	7				
Team					5							
Totals	200	18-56	2-10	16-24	47	7	22	54				
Notre Dame	20	36	—	56								
Duke	36	18	—	54								

FG Pct: Notre Dame 32.7, Duke 32.1. **3-PT FG Pct:** Notre Dame 25.0, Duke 20.0. **FT Pct:** Notre Dame 65.4, Duke 66.7. **Turnovers:** Notre Dame 12, Duke 15. **Blocked Shots:** Notre Dame 2, Duke 9 (Williams 7). **Steals:** Notre Dame 8 (Mallory 3), Duke 4. **Attendance:** 435.

2011-12 Box Scores

GAME 7	#3 NOTRE DAME 69
	PENN 38
	December 2, 2011
	Purcell Pavilion (Notre Dame, Ind.)

Penn (38)												
PLAYER	MIN	FG-A	3FG-A	FT-A	REB	AST	PFT	PFT				
Knapp	20	2-5	0-2	0-0	2	1	4	4				
Bariks	14	1-3	0-0	0-0	2	0	3	2				
Baron	35	3-15	1-3	0-1	5	1	3	7				
McCullough	16	1-3	1-2	0-0	1	1	5	3				
Busch	10	0-3	0-2	0-0	1	1	1	0				
Roché	13	0-2	0-2	0-0	3	2	0	0				
Bradford	13	1-5	1-2	0-0	1	2	2	3				
Kates	21	0-3	0-2	2-2	1	1	0	2				
Kody	12	1-2	0-1	0-0	2	0	0	2				
Bonenberger	22	3-7	0-0	3-3	7	0	4	9				
Allen	20	3-4	0-0	0-0	4	1	0	6				
Wilson	4	0-0	0-0	0-0	1	0	0	0				
Team								4				
Totals	200	15-52	3-16	5-6	34	10	22	38				

Notre Dame (69)												
PLAYER	MIN	FG-A	3FG-A	FT-A	REB	AST	PFT	PFT				
Peters	18	6-9	0-0	4-4	6	2	0	16				
Diggins	22	3-8	0-2	2-3	2	5	1	8				
Novosel	23	5-9	1-3	3-4	0	2	1	14				
Mallory	22	1-3	0-2	0-3	4	0	1	2				
McBride	24	5-11	0-0	0-0	9	3	4	10				
Holloway	17	1-5	0-1	0-0	2	0	0	2				
Achonwa	13	3-8	0-1	1-2	7	0	1	7				
Miller	11	0-1	0-0	0-0	2	0	1	0				
Turner	25	0-6	0-3	0-0	5	1	2	0				
Wright	15	1-3	0-0	5-6	2	0	2	7				
Braker	10	0-3	0-0	3-4	2	0	0	3				
Team								8				
Totals	200	25-66	1-12	18-26	49	13	13	69				
Penn	15	23	—	38								
Notre Dame	40	29	—	69								

FG Pct: Penn 28.8, Notre Dame 37.3 **3-PT FG Pct:** Penn 18.8, Notre Dame 8.3 **FT Pct:** Penn 83.3, Notre Dame 69.2 **Turnovers:** Penn 23, Notre Dame 12 **Blocked Shots:** Penn 6 (Baron, Bonenberger 2), Notre Dame 1 **Steals:** Penn 4 (Baron 2), Notre Dame 15 (Diggins 5) **Attendance:** 8,463.

GAME 8	#3 NOTRE DAME 76
	CREIGHTON 48
	December 4, 2011
	D.J. Sokol Arena (Omaha, Neb.)

Notre Dame (76)												
PLAYER	MIN	FG-A	3FG-A	FT-A	REB	AST	PFT	PFT				
Peters	22	5-7	0-0	0-0	9	2	1	10				
Diggins	26	4-5	0-1	0-0	0	8	2	8				
Novosel	23	6-8	0-1	5-5	4	1	2	17				
Mallory	30	1-4	1-1	0-0	2	4	2	3				
McBride	27	3-11	0-2	3-3	2	2	1	9				
Holloway	12	0-0	0-0	1-2	1	1	1	1				
Achonwa	18	8-11	0-0	4-5	4	1	2	20				
Turner	18	0-3	0-2	0-0	0	5	2	0				
Wright	16	1-2	0-0	2-2	4	0	4	4				
Braker	8	1-2	0-0	2-2	2	0	0	4				
Team								4				
Totals	200	29-53	1-7	17-19	32	24	17	76				

Creighton (48)												
PLAYER	MIN	FG-A	3FG-A	FT-A	REB	AST	PFT	PFT				
Moore	26	1-6	0-0	0-0	8	2	1	2				
Nelson	27	3-4	0-0	1-2	3	3	4	7				
Fujan	13	0-1	0-0	2-2	0	2	3	2				
Jensen, A.	24	4-6	3-5	1-2	1	0	1	12				
Tritz	13	3-6	0-0	3-6	2	1	0	9				
Jensen, S.	17	1-2	1-2	0-0	0	2	2	3				
Johnson	23	1-4	1-3	0-0	1	1	3	3				
Corbin	15	1-2	0-1	0-0	1	0	0	2				
Garrison	14	1-5	0-3	0-0	4	1	1	2				
Akin-Otoko	16	0-6	0-0	4-6	3	0	0	4				
Kamphaus	12	1-1	0-0	0-0	2	0	2	2				
Team								3				
Totals	200	16-43	5-14	11-18	28	12	17	48				
Notre Dame	41	35	—	76								
Creighton	11	37	—	48								

FG Pct: Notre Dame 54.7, Creighton 37.2 **3-PT FG Pct:** Notre Dame 14.3, Creighton 35.7 **FT Pct:** Notre Dame 89.5, Creighton 61.1 **Turnovers:** Notre Dame 15, Creighton 25 **Blocked Shots:** Notre Dame 6 (Diggins, Achonwa 2), Creighton 0 **Steals:** Notre Dame 15 (Mallory 6), Creighton 7 (Moore 3) **Attendance:** 1,312.

GAME 9	#3 NOTRE DAME 95
	MARQUETTE 42
	December 7, 2011
	Purcell Pavilion (Notre Dame, Ind.)

Marquette (42)												
PLAYER	MIN	FG-A	3FG-A	FT-A	REB	AST	PFT	PFT				
Plouffe	25	3-7	0-0	3-4	4	0	2	9				
Simmons	28	5-12	2-4	2-4	5	0	3	14				
Ojulu	34	2-5	0-0	2-4	2	0	1	6				
Morse	26	1-6	0-2	2-3	1	2	2	4				
Minix	28	1-4	0-0	2-4	3	3	1	4				
Young	8	0-4	0-3	0-0	0	0	2	0				
Dupuy	10	0-2	0-2	2-2	0	0	2	2				
Butler	19	0-3	0-0	1-2	3	0	3	1				
Bigica	22	1-1	0-0	0-2	3	1	3	2				
Team								7				
Totals	200	13-44	2-11	14-25	28	6	19	42				

Notre Dame (95)												
PLAYER	MIN	FG-A	3FG-A	FT-A	REB	AST	PFT	PFT				
Peters	23	4-8	0-0	1-2	10	1	1	9				
Diggins	25	6-11	1-2	4-4	3	7	0	17				
Novosel	11	5-9	0-1	1-1	3	3	3	11				
Mallory	23	4-4	3-3	0-0	2	3	1	11				
McBride	20	8-9	1-1	2-2	4	1	3	19				
Holloway	15	0-3	0-1	0-0	4	4	4	0				
Achonwa	15	3-5	0-1	0-0	1	1	2	6				
Miller	17	1-2	0-0	0-0	2	3	2	2				
Turner	22	3-8	2-4	0-0	2	3	2	8				
Wright	17	1-3	0-0	4-4	3	2	0	6				
Braker	12	2-2	0-0	2-4	3	1	4	6				
Team								3				
Totals	200	37-64	7-13	14-17	40	29	22	95				
Marquette	23	19	—	42								
Notre Dame	51	44	—	95								

FG Pct: Marquette 29.5, Notre Dame 57.8 **3-PT FG Pct:** Marquette 18.2, Notre Dame 53.8 **FT Pct:** Marquette 56.0, Notre Dame 82.4 **Turnovers:** Marquette 37, Notre Dame 22 **Blocked Shots:** Marquette 2, Notre Dame 6 (Wright 2) **Steals:** Marquette 12 (Ojulu 4), Notre Dame 18 (Diggins 6) **Attendance:** 8,450.

GAME 10	#3 NOTRE DAME 66					
	#12/14 PURDUE 38					
	December 10, 2011 Mackey Arena (West Lafayette, Ind.)					

Notre Dame (66)

PLAYER	MIN	FG-A	3FG-A	FT-A	REB	AST	PFT
Peters	27	8-17	0-0	0-0	11	0	3 16
Diggins	31	4-8	0-1	1-2	6	7	1 9
Novosel	26	6-10	1-1	4-5	5	3	0 17
Mallory	32	1-6	0-4	0-0	2	2	2 2
McBride	28	3-6	0-1	0-0	4	3	4 6
Holloway	4	0-1	0-0	0-0	2	0	0 0
Achonwa	21	3-8	0-1	5-6	6	2	2 11
Miller	12	1-3	0-0	1-1	2	2	5 3
Turner	11	1-2	0-1	0-0	3	0	2 2
Wright	4	0-1	0-0	0-0	0	0	0 0
Braker	4	0-0	0-0	0-0	0	0	0 0
Team					6		
Totals	200	27-62	1-9	11-14	47	19	19 66

Purdue (38)

PLAYER	MIN	FG-A	3FG-A	FT-A	REB	AST	PFT
Ostareello	20	0-6	0-0	0-0	3	1	2 0
Jones	22	0-2	0-0	0-0	2	0	2 0
Rayburn	24	1-7	0-1	2-2	2	0	2 4
Moses	27	5-13	0-4	4-4	4	0	1 14
Houser	14	1-4	1-2	0-0	0	1	0 3
Howard	21	4-8	0-1	5-7	4	1	1 13
Thornton	7	0-1	0-0	0-0	0	0	1 0
Williams	21	0-1	0-0	0-4	3	1	0 0
Clemons	4	0-0	0-0	0-0	0	0	1 0
Guyton	15	2-4	0-0	0-0	2	1	3 4
Poston	14	0-6	0-1	0-1	5	0	0 0
Woods	11	0-2	0-1	0-0	1	0	1 0
Team					6		
Totals	200	13-54	1-10	11-18	32	5	14 38

FG Pct: Notre Dame 43.5, Purdue 24.1. **3-PT FG Pct:** Notre Dame 11.1, Purdue 10.0. **FT Pct:** Notre Dame 78.6, Purdue 61.1.
Turnovers: Notre Dame 21, Purdue 24. **Blocked Shots:** Notre Dame 3 (Achonwa 2), Purdue 4 (Ostareello 2). **Steals:** Notre Dame 14 (Mallory 4), Purdue 10 (Ostareello, Howard 3). **Attendance:** 8,992.

GAME 11	#3 NOTRE DAME 92					
	#8/7 KENTUCKY 83					
	December 18, 2011 Purcell Pavilion (Notre Dame, Ind.)					

Kentucky (83)

PLAYER	MIN	FG-A	3FG-A	FT-A	REB	AST	PFT
Drake	22	8-11	0-0	5-7	4	0	4 21
Mathies	21	5-8	2-3	5-6	3	3	5 17
Goss	35	6-17	0-1	2-2	5	2	3 14
Smith	33	5-8	1-2	2-2	4	4	4 13
Evans	32	1-7	0-2	2-2	3	2	3 4
Riley	3	0-1	0-0	0-0	1	0	1 0
Snowden	5	0-0	0-0	0-0	1	0	1 0
Pinkett	17	2-6	1-2	0-2	4	2	1 5
Conwright	9	0-5	0-1	0-0	0	0	0 0
Walker	12	3-5	0-0	1-2	7	0	4 7
Henderson	7	0-0	0-0	0-0	0	0	0 0
Bishop	4	1-2	0-0	0-0	0	0	1 2
Team					4		
Totals	200	31-70	4-11	17-23	36	13	27 83

Notre Dame (92)

PLAYER	MIN	FG-A	3FG-A	FT-A	REB	AST	PFT
Peters	27	5-8	0-0	3-8	13	2	5 13
Diggins	37	5-12	1-1	5-8	2	11	2 16
Novosel	30	7-13	1-2	8-8	7	1	4 23
Mallory	37	2-10	1-3	1-2	4	2	3 6
McBride	35	7-10	0-1	3-4	3	3	3 17
Holloway	0+	0-0	0-0	0-0	0	0	0 0
Achonwa	19	5-6	0-0	5-6	5	2	3 15
Miller	8	0-1	0-0	0-0	2	0	2 0
Turner	7	1-2	0-1	0-0	0	1	1 2
Wright	0+	0-0	0-0	0-0	0	0	0 0
Braker	0+	0-0	0-0	0-0	0	0	0 0
Team					8		
Totals	200	32-62	3-8	25-36	44	22	23 92

FG Pct: Kentucky 44.3, Notre Dame 51.6. **3-PT FG Pct:** Kentucky 36.4, Notre Dame 37.5. **FT Pct:** Kentucky 73.9, Notre Dame 69.4.
Turnovers: Kentucky 19, Notre Dame 22. **Blocked Shots:** Kentucky 2, Notre Dame 7 (Peters 3). **Steals:** Kentucky 13 (Pinkett 3), Notre Dame 6 (Mallory, Turner 2). **Attendance:** 9,149 (sellout).

GAME 12	#3 NOTRE DAME 90					
	UCF 38					
	December 20, 2011 Purcell Pavilion (Notre Dame, Ind.)					

UCF (38)

PLAYER	MIN	FG-A	3FG-A	FT-A	REB	AST	PFT
Kelly	24	2-5	1-3	2-2	2	0	4 7
Keough, K.	32	3-8	0-0	0-0	5	2	3 6
Hines	33	1-8	0-2	5-6	2	1	0 7
Carter	7	1-4	0-2	0-0	0	0	2 2
Patrick	23	5-10	0-1	0-1	1	3	3 10
Montalvo	21	1-5	0-4	1-3	1	2	0 3
Blair	10	0-1	0-0	1-2	1	0	1 1
Keough, M.	9	0-1	0-0	0-0	0	0	2 0
Davis	8	1-1	0-0	0-0	1	0	1 2
Green	11	0-3	0-0	0-0	3	0	2 0
Taylor	4	0-1	0-0	0-0	0	1	1 0
Jones	18	0-2	0-0	0-1	2	0	2 0
Team					10		
Totals	200	14-49	1-12	9-15	28	9	21 38

Notre Dame (90)

PLAYER	MIN	FG-A	3FG-A	FT-A	REB	AST	PFT
Peters	14	5-11	0-0	1-4	7	1	2 11
Diggins	16	4-5	0-0	6-6	4	2	1 14
Novosel	17	4-7	2-2	2-2	2	3	1 12
Mallory	18	3-5	1-2	0-2	1	3	0 7
McBride	18	5-6	0-0	1-1	6	3	0 11
Holloway	21	2-3	0-0	0-0	1	2	2 4
Achonwa	18	5-9	0-0	2-6	8	2	2 12
Miller	16	1-3	0-0	0-0	4	1	2 2
Turner	27	5-12	3-8	0-0	2	4	1 13
Wright	15	0-3	0-0	0-0	1	0	2 0
Braker	20	0-1	0-0	4-6	7	1	1 4
Team					3		
Totals	200	34-65	6-12	16-27	46	22	14 90

FG Pct: UCF 28.6, Notre Dame 52.3. **3-PT FG Pct:** UCF 8.3, Notre Dame 50.0. **FT Pct:** UCF 60.0, Notre Dame 59.3. **Turnovers:** UCF 25, Notre Dame 17. **Blocked Shots:** UCF 0, Notre Dame 5. **Steals:** UCF 11 (Montalvo 3), Notre Dame 18 (Braker 4). **Technical Foul:** Blair (UCF). **Attendance:** 8,766.

GAME 13	#3 NOTRE DAME 92
	LONGWOOD 26
	December 28, 2011
	Purcell Pavilion (Notre Dame, Ind.)

Longwood (26)

PLAYER	MIN	FG-A	3FG-A	FT-A	REB	AST	PFT
Billups	29	4-10	0-0	0-0	3	0	1 8
Smith, M.	26	0-3	0-1	0-0	2	0	4 0
Coward	26	2-13	0-5	0-0	5	2	0 4
Smith, C.	28	0-5	0-2	0-0	1	4	1 0
Frazer	22	1-2	1-1	0-0	3	1	1 3
Elkington	20	1-5	0-1	1-3	6	1	1 3
Oliver	2	0-1	0-0	0-0	0	0	0 0
Toback	19	1-4	0-0	0-1	3	0	1 2
Sullivan	2	0-0	0-0	0-0	0	0	0 0
Baltzell	22	2-3	1-1	1-2	4	0	3 6
Long	4	0-0	0-0	0-0	0	0	0 0
Team					5		
Totals	200	11-46	2-11	2-6	32	8	12 26

Notre Dame (92)

PLAYER	MIN	FG-A	3FG-A	FT-A	REB	AST	PFT
Peters	18	9-13	0-0	1-2	10	2	1 19
Diggins	18	4-10	1-2	2-3	5	10	1 11
Novosel	20	4-7	3-5	0-0	3	2	0 11
Mallory	17	1-6	1-4	0-0	0	4	1 3
McBride	21	4-8	0-1	0-0	6	1	0 8
Holloway	18	1-2	0-0	0-0	2	2	0 2
Achonwa	13	4-5	0-0	0-2	5	1	0 8
Miller	20	4-8	0-0	2-2	5	3	3 10
Turner	25	3-13	2-9	0-0	3	1	2 8
Wright	14	3-12	0-0	2-4	4	0	0 8
Braker	16	1-3	0-0	2-2	9	0	0 4
Team					6		
Totals	200	38-87	7-21	9-15	58	26	8 92
Longwood	14	12	—	26			
Notre Dame	45	47	—	92			

FG Pct: Longwood 23.9, Notre Dame 43.7. **3-PT FG Pct:** Longwood 18.2, Notre Dame 33.3. **FT Pct:** Longwood 33.3, Notre Dame 60.0. **Turnovers:** Longwood 33, Notre Dame 10. **Blocked Shots:** Longwood 8 (Billups, Toback 3), Notre Dame 9 (Braker 3). **Steals:** Longwood 6 (C. Smith 2), Notre Dame 26 (Miller 5). **Attendance:** 9,149 (sellout).

GAME 14	#3 NOTRE DAME 128
	MERCER 42
	December 30, 2011
	University Center (Macon, Ga.)

Notre Dame (128)

PLAYER	MIN	FG-A	3FG-A	FT-A	REB	AST	PFT
Peters	10	2-2	0-0	2-2	2	2	3 6
Diggins	16	8-8	1-1	4-4	0	4	2 21
Miller	27	2-4	0-0	4-6	11	2	3 8
Novosel	19	6-10	0-0	1-1	5	1	0 13
Mallory	18	3-5	1-3	4-4	1	3	2 11
Holloway	20	0-2	0-0	0-2	3	3	0 0
Achonwa	12	2-2	0-0	9-10	4	2	1 13
Turner	23	4-6	3-4	6-7	3	1	3 17
McBride	17	3-5	0-1	5-7	1	0	3 11
Wright	20	10-12	0-0	4-5	4	1	2 24
Braker	18	0-1	0-0	4-4	8	2	1 4
Team					5		
Totals	200	40-57	5-9	43-52	47	21	20 128

Mercer (42)

PLAYER	MIN	FG-A	3FG-A	FT-A	REB	AST	PFT
Buchanan	18	3-7	2-2	1-2	2	1	5 9
Smith	18	3-3	0-0	0-0	6	0	5 6
Williams, A.	33	2-13	1-4	2-2	3	3	2 7
Bridges	11	0-1	0-0	0-0	1	0	4 0
Bradshaw	25	2-7	1-5	0-2	0	0	3 5
Williams, B.	23	2-12	2-6	4-5	0	3	5 10
Phillips	28	0-3	0-1	1-2	4	0	4 1
Blakemore	13	0-2	0-0	1-2	1	0	5 1
Barnes	28	1-5	1-3	0-2	0	2	4 3
Robinson	3	0-0	0-0	0-2	0	0	0 0
Team					1		
Totals	200	13-53	7-21	9-19	18	9	37 42
Notre Dame	72	56	—	128			
Mercer	30	12	—	42			

FG Pct: Notre Dame 70.2, Mercer 24.5. **3-PT FG Pct:** Notre Dame 55.6, Mercer 33.3. **FT Pct:** Notre Dame 82.7, Mercer 47.4. **Turnovers:** Notre Dame 18, Mercer 28. **Blocked Shots:** Notre Dame 4 (Achonwa 3), Mercer 2. **Steals:** Notre Dame 19 (Mallory 4), Mercer 7 (Bradshaw 2). **Attendance:** 2,387.

GAME 15	#3 NOTRE DAME 74
	SETON HALL 36
	January 4, 2012
	Walsh Gymnasium (South Orange, N.J.)

Notre Dame (74)

PLAYER	MIN	FG-A	3FG-A	FT-A	REB	AST	PFT
Peters	24	2-3	0-0	4-4	10	1	1 8
Diggins	21	3-6	2-2	6-6	2	3	0 14
Novosel	17	6-10	1-1	0-0	3	2	0 13
Mallory	25	2-5	1-4	0-0	5	3	2 5
McBride	26	6-7	1-1	1-1	2	3	2 14
Holloway	11	0-0	0-0	1-4	1	1	0 1
Achonwa	13	3-6	0-0	1-1	4	1	2 7
Miller	21	0-0	0-0	0-0	3	2	4 0
Turner	22	1-5	1-3	0-0	4	1	3 3
Wright	11	0-3	0-0	5-6	2	1	1 5
Braker	9	1-1	0-0	2-3	2	0	2 4
Team					3		
Totals	200	24-46	6-11	20-25	41	18	17 74

Seton Hall (36)

PLAYER	MIN	FG-A	3FG-A	FT-A	REB	AST	PFT
Henry	22	0-3	0-1	0-0	1	0	2 0
Ashmeade	22	0-2	0-0	1-2	7	1	0 1
Morris	25	2-8	1-5	0-4	0	0	1 5
Brown	32	1-6	0-0	0-2	5	0	3 2
Crew	35	5-14	0-3	7-9	3	2	3 17
Ekeidigwe	8	0-0	0-0	2-2	0	0	3 2
Maseko	11	3-3	0-0	0-0	1	0	5 6
Johnson	13	0-1	0-0	0-0	0	1	1 0
Green	25	1-6	1-5	0-1	0	0	3 3
Jones	7	0-0	0-0	0-0	1	0	1 0
Team					0		
Totals	200	12-43	2-14	10-20	18	4	22 36
Notre Dame	49	25	—	74			
Seton Hall	16	20	—	36			

FG Pct: Notre Dame 52.2, Seton Hall 27.9. **3-PT FG Pct:** Notre Dame 54.5, Seton Hall 14.3. **FT Pct:** Notre Dame 80.0, Seton Hall 50.0. **Turnovers:** Notre Dame 21, Seton Hall 19. **Blocked Shots:** Notre Dame 1, Seton Hall 3. **Steals:** Notre Dame 9 (Peters 3), Seton Hall 13 (Brown 4). **Attendance:** 637.

GAME 16	#3 NOTRE DAME 74
	#2 CONNECTICUT 67 (OT)
	January 7, 2012
	Purcell Pavilion (Notre Dame, Ind.)

Connecticut (67)

PLAYER	MIN	FG-A	3FG-A	FT-A	REB	AST	PFT	PT
Dolson	36	4-8	0-0	1-2	10	4	3	9
Hayes	23	2-7	0-1	6-8	5	1	4	10
Doty	29	2-8	1-3	0-0	1	1	2	5
Hartley	45	10-19	2-4	3-6	9	6	5	25
Faris	43	3-7	2-4	1-2	1	2	4	9
Banks	4	0-1	0-1	0-0	2	0	0	0
Mosqueda-Lewis	33	2-7	2-5	1-2	4	3	2	7
Stokes	12	1-2	0-0	0-0	7	0	3	2
Team					4			

Totals 225 24-59 7-18 12-20 43 17 23 67

Notre Dame (74)

PLAYER	MIN	FG-A	3FG-A	FT-A	REB	AST	PFT	PT
Achonwa	20	2-2	0-0	0-0	4	3	2	4
Peters	30	3-7	0-0	3-5	7	5	4	9
Diggins	42	7-19	2-5	6-8	2	2	1	22
Novosel	41	5-20	0-1	10-11	5	3	2	20
Mallory	40	3-5	1-2	2-2	3	1	4	9
Turner	8	0-2	0-1	0-0	0	0	0	0
McBride	35	4-12	0-2	2-3	12	4	2	10
Wright	9	0-0	0-0	0-0	3	0	0	0
Team					7			

Totals 225 24-67 3-11 23-29 43 18 15 74

Connecticut 31 32 4 — 67
Notre Dame 31 32 11 — 74

FG Pct: Connecticut 40.7, Notre Dame 35.8. **3-PT FG Pct:** Connecticut 38.9, Notre Dame 27.3. **FT Pct:** Connecticut 60.0, Notre Dame 79.3. **Turnovers:** Connecticut 27, Notre Dame 20. **Blocked Shots:** Connecticut 2, Notre Dame 4. **Steals:** Connecticut 12 (Hayes, Faris 3), Notre Dame 14 (Diggins 4). **Attendance:** 9,149 (sellout).

GAME 17	#2 NOTRE DAME 80
	#18/17 GEORGETOWN 60
	January 10, 2012
	McDonough Arena (Washington, D.C.)

Notre Dame (80)

PLAYER	MIN	FG-A	3FG-A	FT-A	REB	AST	PFT	PT
Peters	24	3-4	0-0	4-4	8	1	4	10
Diggins	35	7-12	0-3	8-10	3	4	4	22
Novosel	36	6-8	2-4	7-8	7	5	4	21
Mallory	34	1-4	0-2	0-0	3	4	4	2
McBride	36	5-11	0-0	6-6	7	2	2	16
Holloway	0+	0-0	0-0	0-0	0	0	0	0
Achonwa	18	2-4	0-0	3-4	7	1	2	7
Miller	12	1-1	0-0	0-0	0	0	1	2
Turner	4	0-0	0-0	0-0	0	1	2	0
Wright	1	0-0	0-0	0-0	0	0	0	0
Team					5			

Totals 200 25-44 2-9 28-32 40 18 23 80

Georgetown (60)

PLAYER	MIN	FG-A	3FG-A	FT-A	REB	AST	PFT	PT
Magee	32	3-9	0-1	4-7	8	3	4	10
Crawford	33	4-10	0-0	2-5	9	1	4	10
Wilson	20	2-10	0-0	2-4	3	0	3	6
Wright	38	4-16	2-7	0-0	4	5	4	10
Rodgers	31	3-18	2-11	5-7	4	2	3	13
Brown	2	0-0	0-0	0-0	0	0	0	0
White	1	0-0	0-0	0-0	0	0	0	0
McBride	8	1-1	0-0	0-0	2	0	1	2
Williams	13	2-2	1-1	0-0	0	1	1	5
Powell	8	0-1	0-1	0-0	1	0	2	0
Reese	8	1-3	0-0	2-2	3	0	1	4
Roche	6	0-2	0-2	0-0	0	0	1	0
Team					2			

Totals 200 20-72 5-23 15-25 36 12 24 60

Notre Dame 37 43 — 80
Georgetown 16 44 — 60

FG Pct: Notre Dame 56.8, Georgetown 27.8. **3-PT FG Pct:** Notre Dame 22.2, Georgetown 21.7. **FT Pct:** Notre Dame 87.5, Georgetown 60.0. **Turnovers:** Notre Dame 18, Georgetown 12. **Blocked Shots:** Notre Dame 5 (Peters, Novosel 2), Georgetown 1. **Steals:** Notre Dame 4 (Novosel 2), Georgetown 9 (Wright 3). **Attendance:** 2,119.

GAME 18	#2 NOTRE DAME 76
	CINCINNATI 50
	January 14, 2012
	Fifth Third Arena (Cincinnati, Ohio)

Notre Dame (76)

PLAYER	MIN	FG-A	3FG-A	FT-A	REB	AST	PFT	PT
Peters	23	8-12	0-0	1-3	6	2	3	17
Diggins	25	1-5	0-0	2-3	7	11	1	4
Novosel	26	7-11	2-2	5-5	4	1	1	21
Mallory	27	1-5	0-3	0-0	3	0	2	2
McBride	18	3-6	0-0	1-1	1	2	3	7
Holloway	11	0-1	0-0	0-0	2	2	0	0
Achonwa	19	4-8	0-1	0-0	1	1	1	8
Miller	17	0-1	0-0	0-0	1	2	2	0
Turner	13	1-6	0-2	2-2	0	0	4	4
Wright	14	2-3	0-0	2-2	7	0	0	6
Braker	7	2-3	0-0	3-4	2	0	1	7
Team					3			

Totals 200 29-61 2-8 16-20 37 21 18 76

Pittsburgh (50)

PLAYER	MIN	FG-A	3FG-A	FT-A	REB	AST	PFT	PT
Turner	23	2-5	0-0	1-3	5	1	2	5
Chisholm	34	2-10	0-1	3-6	5	0	3	7
Cook	21	1-2	1-2	0-0	2	2	1	3
Reaves	30	3-11	2-4	0-0	1	1	4	8
Hollins	38	6-11	0-0	2-4	4	4	4	14
Lovett	29	2-6	0-1	2-2	0	2	2	6
Banks	3	1-2	0-0	0-0	2	0	0	2
Jamison	1	0-0	0-0	0-0	0	0	0	0
Randolph	20	2-3	0-0	1-1	3	1	0	5
Hamilton	1	0-0	0-0	0-0	0	0	0	0
Team					8			

Totals 200 19-50 3-8 9-16 30 11 16 50

Notre Dame 42 34 — 76
Cincinnati 21 29 — 50

FG Pct: Notre Dame 47.5, Cincinnati 38.0. **3-PT FG Pct:** Notre Dame 25.0, Cincinnati 37.5. **FT Pct:** Notre Dame 80.0, Cincinnati 56.3. **Turnovers:** Notre Dame 12, Cincinnati 22. **Blocked Shots:** Notre Dame 5 (Achonwa 3), Cincinnati 3. **Steals:** Notre Dame 12 (Diggins 4), Cincinnati 7 (Chisholm 3). **Attendance:** 2,906.

INTRODUCTION

2012-13 SEASON PREVIEW

STUDENT-ATHLETES

COACHING STAFF

2012-13 OPPONENTS

2011-12 SEASON IN REVIEW

BIG EAST CONFERENCE

RECORDS

HISTORY

83

GAME 19	#2 NOTRE DAME 120
	PITTSBURGH 44
	January 17, 2012
	Purcell Pavilion (Notre Dame, Ind.)

Pittsburgh (44)

PLAYER	MIN	FG-A	3FG-A	FT-A	REB	AST	PFT	PT
Dunn	18	2-3	0-0	0-1	0	0	1	4
Logan	26	3-8	0-0	1-2	3	0	2	7
Kiesel	34	1-8	0-3	0-0	1	2	2	2
Dowd	31	1-4	0-3	0-0	0	0	2	2
Anderson	26	5-11	0-3	4-5	3	2	2	14
Davis	28	2-10	0-1	4-4	1	2	2	8
Porter	13	0-1	0-0	0-0	1	0	0	0
Golden	24	3-3	0-0	1-1	3	0	2	7
Team					5			
Totals	200	17-48	0-10	10-13	17	6	14	44

Notre Dame (120)

PLAYER	MIN	FG-A	3FG-A	FT-A	REB	AST	PFT	PT
Peters	18	9-13	0-0	2-2	3	1	0	20
Diggins	24	3-7	0-2	5-5	4	9	2	11
Novosel	18	4-8	2-4	3-4	4	4	1	13
Mallory	21	4-5	2-3	1-1	3	4	2	11
McBride	15	5-7	1-1	0-0	2	0	0	11
Holloway	18	1-3	0-0	0-0	3	3	1	2
Achonwa	17	8-9	2-3	1-3	7	3	3	19
Miller	16	1-3	0-0	1-1	6	3	1	3
Turner	20	6-8	2-4	0-0	2	3	2	14
Wright	21	5-7	0-0	1-1	4	2	1	11
Braker	12	2-4	0-0	1-1	2	1	1	5
Team					6			
Totals	200	48-74	9-17	15-18	46	33	14	120

Pittsburgh	19	25	—	44
Notre Dame	54	66	—	120

FG Pct: Pittsburgh 35.4, Notre Dame 64.9, **3-PT FG Pct:** Pittsburgh 0.0, Notre Dame 52.9, **FT Pct:** Pittsburgh 76.9, Notre Dame 83.3.
Turnovers: Pittsburgh 26, Notre Dame 9, **Blocked Shots:** Pittsburgh 1, Notre Dame 1, **Steals:** Pittsburgh 4, Notre Dame 14 (Wright 3), **Attendance:** 8,600.

GAME 20	#2 NOTRE DAME 76
	VILLANOVA 43
	January 21, 2012
	Purcell Pavilion (Notre Dame, Ind.)

Villanova (43)

PLAYER	MIN	FG-A	3FG-A	FT-A	REB	AST	PFT	PT
Kimmel	16	1-2	1-2	0-0	1	1	3	3
Burford	23	2-5	0-3	0-0	0	4	3	4
Sweeney	15	5-10	0-1	0-1	4	0	4	10
Roberts	35	6-9	2-4	0-0	6	0	1	14
Carey	14	0-2	0-1	0-0	2	4	1	0
Holman	15	0-5	0-0	0-1	1	0	1	0
Kane	27	0-4	0-1	1-2	3	3	1	1
Pearson	26	1-2	0-1	1-2	4	1	1	3
Suhey	3	0-1	0-1	0-0	0	0	0	0
Leer	26	4-7	0-1	0-0	1	1	3	8
Team					3			
Totals	200	19-47	3-15	2-6	25	14	18	43

Notre Dame (76)

PLAYER	MIN	FG-A	3FG-A	FT-A	REB	AST	PFT	PT
Peters	22	7-12	0-0	5-8	6	2	1	19
Diggins	25	9-15	0-1	2-2	3	4	0	20
Novosel	27	2-6	0-1	6-6	3	2	0	10
Mallory	26	2-4	0-1	0-0	2	3	0	4
McBride	21	1-7	0-0	6-6	6	2	4	8
Holloway	7	0-1	0-0	0-0	0	0	1	0
Achonwa	10	0-2	0-0	1-2	3	1	1	1
Miller	21	0-2	0-0	0-0	6	1	3	0
Turner	19	1-4	0-2	0-0	1	0	3	2
Wright	11	1-1	0-0	0-1	2	0	0	2
Braker	11	3-4	0-0	4-4	5	0	2	10
Team					5			
Totals	200	26-58	0-5	24-29	42	15	15	76

Villanova	16	27	—	43
Notre Dame	44	32	—	76

FG Pct: Villanova 40.4, Notre Dame 44.8, **3-PT FG Pct:** Villanova 0.0, Notre Dame 0.0, **FT Pct:** Villanova 33.3, Notre Dame 82.8.
Turnovers: Villanova 20, Notre Dame 9, **Blocked Shots:** Villanova 2 (Leer 2), Notre Dame 4 (Braker 2), **Steals:** Villanova 6 (Pearson 2), Notre Dame 10 (Miller 3), **Attendance:** 9,149 (sellout).

GAME 21	#2 NOTRE DAME 72
	#7/9 TENNESSEE 44
	January 23, 2012
	Purcell Pavilion (Notre Dame, Ind.)

Tennessee (44)

PLAYER	MIN	FG-A	3FG-A	FT-A	REB	AST	PFT	PT
Manning	12	0-3	0-0	0-0	2	0	1	0
Johnson	28	3-12	0-0	3-10	9	1	1	9
Massengale	35	1-3	1-2	0-1	1	4	2	3
Simmons	28	5-15	1-3	2-3	2	0	1	13
Stricklen	28	2-10	1-3	0-0	7	3	2	5
Bass	4	0-0	0-0	0-0	0	0	1	0
Williams	3	0-1	0-0	0-0	0	0	1	0
Burdick	18	2-6	0-0	0-0	5	2	3	4
Spani	9	0-2	0-0	0-0	2	1	0	0
Harrison	9	0-0	0-0	2-2	0	0	1	2
Baugh	26	4-9	0-0	0-0	6	1	3	8
Team					1			
Totals	200	17-61	3-8	7-16	35	12	16	44

Notre Dame (72)

PLAYER	MIN	FG-A	3FG-A	FT-A	REB	AST	PFT	PT
Peters	34	8-13	0-0	0-0	16	6	1	16
Diggins	37	10-17	5-7	2-3	5	5	3	27
Novosel	23	2-8	0-2	0-1	1	3	3	4
Mallory	28	0-4	0-3	1-2	1	2	1	1
McBride	38	7-12	0-0	3-3	6	5	0	17
Holloway	2	0-0	0-0	0-0	0	0	0	0
Achonwa	11	3-4	0-0	1-2	3	3	4	7
Miller	9	0-0	0-0	0-0	2	1	3	0
Turner	3	0-0	0-0	0-0	0	0	0	0
Wright	10	0-0	0-0	0-0	1	0	1	0
Braker	5	0-1	0-0	0-0	1	0	0	0
Team					8			
Totals	200	30-59	5-12	7-11	44	25	16	72

Tennessee	18	26	—	44
Notre Dame	28	44	—	72

FG Pct: Tennessee 27.9, Notre Dame 50.8, **3-PT FG Pct:** Tennessee 37.5, Notre Dame 41.7, **FT Pct:** Tennessee 43.8, Notre Dame 63.6, **Turnovers:** Tennessee 19, Notre Dame 19, **Blocked Shots:** Tennessee 4 (Baugh 2), Notre Dame 5 (Peters 3), **Steals:** Tennessee 8 (Johnson, Massengale, Burdick 2), Notre Dame 11 (Diggins 4), **Attendance:** 9,149 (sellout).

GAME 22	#2 NOTRE DAME 71
	ST. JOHN'S 56
	January 28, 2012 Carnesecca Arena (Jamaica, N.Y.)

Notre Dame (71)

PLAYER	MIN	FG-A	3FG-A	FT-A	REB	AST	PFT
Peters	34	8-12	0-0	2-2	15	2	4 18
Diggins	38	9-15	0-2	6-8	2	6	1 24
Novosel	34	6-17	1-2	2-2	5	2	3 15
Mallory	26	1-4	0-2	0-0	3	3	3 2
McBride	33	2-9	1-1	3-4	11	2	1 8
Holloway	1	0-0	0-0	0-0	0	0	0 0
Achonwa	18	2-5	0-0	0-0	3	0	0 4
Miller	10	0-2	0-0	0-0	1	0	2 0
Turner	2	0-0	0-0	0-0	0	0	1 0
Wright	1	0-0	0-0	0-0	0	0	0 0
Braker	3	0-0	0-0	0-0	0	0	1 0
Team					9		
Totals	200	28-64	2-7	13-16	49	15	16 71

St. John's (56)

PLAYER	MIN	FG-A	3FG-A	FT-A	REB	AST	PFT
Stevens	33	5-11	0-0	0-1	2	3	4 10
Nwachukwu	22	2-8	0-0	0-0	4	1	1 4
McKenith	32	4-11	1-3	0-0	7	4	4 9
McPherson	31	3-12	0-3	2-2	4	1	3 8
Smith	36	4-8	0-0	2-2	5	2	3 10
Thompson	8	0-2	0-0	3-4	2	0	0 3
Brown	6	0-0	0-0	0-0	0	0	0 0
Blanding	1	0-0	0-0	0-0	0	0	0 0
Langley	17	2-5	1-1	1-1	1	0	2 6
Jones	1	0-0	0-0	0-0	0	0	0 0
Harris	13	2-5	2-3	0-0	1	0	0 6
Team					3		
Totals	200	22-62	4-10	8-10	29	11	17 56
Notre Dame	43	28	—	71			
St. John's	23	33	—	56			

FG Pct: Notre Dame 43.8, St. John's 35.5. **3-PT FG Pct:** Notre Dame 28.6, St. John's 40.0. **FT Pct:** Notre Dame 81.3, St. John's 80.0. **Turnovers:** Notre Dame 19, St. John's 17. **Blocked Shots:** Notre Dame 9 (Peters 5), St. John's 6 (Nwachukwu 4). **Steals:** Notre Dame 11 (Peters 4), St. John's 9 (McPherson 4). **Attendance:** 1,808.

GAME 23	#2 NOTRE DAME 71
	#13/14 RUTGERS 41
	January 31, 2012 Louis Brown Athletic Center (Piscataway, N.J.)

Notre Dame (71)

PLAYER	MIN	FG-A	3FG-A	FT-A	REB	AST	PFT
Peters	26	4-9	0-0	2-2	17	4	1 10
Diggins	32	6-11	3-5	3-4	1	3	2 18
Novosel	15	2-7	1-1	1-2	3	2	2 6
Mallory	30	3-8	1-5	2-2	2	4	2 9
McBride	35	3-6	1-2	6-6	10	4	1 13
Holloway	2	0-0	0-0	0-0	0	0	0 0
Achonwa	24	6-8	0-0	3-4	7	0	1 15
Miller	13	0-3	0-0	0-1	2	2	1 0
Turner	15	0-6	0-3	0-0	3	0	1 0
Wright	7	0-0	0-0	0-0	3	0	0 0
Braker	3	0-0	0-0	0-0	1	0	0 0
Team					3		
Totals	200	24-58	6-16	17-21	52	19	11 71

Rutgers (41)

PLAYER	MIN	FG-A	3FG-A	FT-A	REB	AST	PFT
Evans	23	0-2	0-0	0-0	2	1	1 0
Oliver	26	5-11	1-1	6-8	9	1	3 17
Laney	27	1-4	0-0	2-2	3	1	3 4
Davis	26	1-6	0-0	0-0	2	0	3 2
Canty	29	3-8	0-0	0-0	2	2	0 6
Wheeler	27	4-10	0-5	0-0	2	0	1 8
Speed	9	0-1	0-0	0-0	2	0	2 0
Richardson	11	1-2	0-0	0-0	0	1	1 2
Sykes	22	1-9	0-1	0-0	1	0	2 2
Team					1		
Totals	200	16-53	1-7	8-10	24	6	16 41
Notre Dame	40	31	—	71			
Rutgers	23	18	—	41			

FG Pct: Notre Dame 41.4, Rutgers 30.2. **3-PT FG Pct:** Notre Dame 37.5, Rutgers 14.3. **FT Pct:** Notre Dame 81.0, Rutgers 80.0. **Turnovers:** Notre Dame 17, Rutgers 17. **Blocked Shots:** Notre Dame 2 (Peters 2), Rutgers 8 (Oliver, Wheeler 2). **Steals:** Notre Dame 9 (Novosel, Mallory, McBride 2), Rutgers 9 (Canty 3). **Attendance:** 3,530.

GAME 24	#2 NOTRE DAME 90
	#RV/23 DEPAUL 70
	February 5, 2012 Purcell Pavilion (Notre Dame, Ind.)

DePaul (70)

PLAYER	MIN	FG-A	3FG-A	FT-A	REB	AST	PFT
Penny	38	8-12	0-0	8-9	6	1	1 24
Harry	37	10-15	0-0	0-0	9	2	2 20
Martin	34	3-18	0-4	3-3	0	2	4 9
Hrynko	30	3-9	2-5	1-2	3	9	4 9
Ortiz	31	1-2	0-1	0-0	4	2	1 2
Reynolds	20	3-6	0-2	0-0	3	2	0 6
Rogowski	10	0-0	0-0	0-0	0	1	0 0
Team					5		
Totals	200	28-62	2-12	12-14	30	19	12 70

Notre Dame (90)

PLAYER	MIN	FG-A	3FG-A	FT-A	REB	AST	PFT
Peters	20	5-8	0-0	1-1	7	2	2 11
Diggins	24	4-7	0-0	3-4	2	10	1 11
Novosel	27	8-12	3-4	2-2	5	5	0 21
Mallory	27	5-8	4-6	0-0	1	4	2 14
McBride	29	3-10	0-2	1-2	4	1	2 7
Holloway	10	0-1	0-0	0-0	0	0	1 0
Achonwa	14	6-8	0-0	4-4	5	2	1 16
Miller	18	1-1	0-0	0-0	3	1	1 2
Turner	18	2-3	2-3	0-0	1	0	0 6
Wright	10	1-2	0-0	0-0	1	0	1 2
Braker	3	0-0	0-0	0-0	1	0	1 0
Team					1		
Totals	200	35-60	9-15	11-13	31	25	12 90
DePaul	31	39	—	70			
Notre Dame	56	34	—	90			

FG Pct: DePaul 45.2, Notre Dame 58.3. **3-PT FG Pct:** DePaul 16.7, Notre Dame 60.0. **FT Pct:** DePaul 85.7, Notre Dame 84.6. **Turnovers:** DePaul 21, Notre Dame 18. **Blocked Shots:** DePaul 1, Notre Dame 5 (Peters 3). **Steals:** DePaul 8 (Harry 3), Notre Dame 13 (Mallory 4). **Attendance:** 9,149 (sellout).

INTRODUCTION

2012-13 SEASON PREVIEW

STUDENT-ATHLETES

COACHING STAFF

2012-13 OPPONENTS

2011-12 SEASON IN REVIEW

BIG EAST CONFERENCE

RECORDS

HISTORY

85

GAME 25	#2 NOTRE DAME 74
	SYRACUSE 55
February 7, 2012 Carrier Dome (Syracuse, N.Y.)	

Notre Dame (74)												
PLAYER	MIN	FG-A	3FG-A	FT-A	REB	AST	PFT	PFT				
Peters	26	8-13	0-0	5-7	16	2	4	21				
Diggins	32	3-9	0-4	5-6	6	5	2	11				
Novosel	30	3-12	1-3	0-0	4	3	1	7				
Mallory	38	3-7	1-5	0-0	1	2	1	7				
McBride	37	8-15	0-1	3-3	4	1	1	19				
Achonwa	23	3-8	0-0	1-2	8	1	3	7				
Miller	2	0-0	0-0	0-0	0	0	0	0				
Turner	7	1-4	0-3	0-0	1	0	0	2				
Wright	5	0-0	0-0	0-0	1	0	2	0				
Team					6							
Totals	200	29-68	2-16	14-18	47	14	14	74				

Syracuse (55)												
PLAYER	MIN	FG-A	3FG-A	FT-A	REB	AST	PFT	PFT				
Herningway	33	2-13	0-0	11-12	5	2	2	15				
Tyson-Thomas	37	3-15	0-5	2-2	8	1	3	8				
Alexander	21	5-10	0-0	1-1	5	0	4	11				
Hall	27	0-4	0-1	0-0	5	2	2	0				
Coffey	34	1-3	1-1	0-0	0	1	3	3				
Taft	7	1-3	1-3	0-0	0	1	1	3				
Williams	1	0-0	0-0	0-0	0	0	0	0				
Bullard	21	3-5	0-0	1-2	2	1	1	7				
Leary	19	3-8	0-0	2-2	6	0	1	8				
Team					6							
Totals	200	18-61	2-10	17-19	37	8	17	55				
Notre Dame	38	36	—	74								
Syracuse	19	36	—	55								

FG Pct: Notre Dame 42.6, Syracuse 29.5. **3-PT FG Pct:** Notre Dame 12.5, Syracuse 20.0. **FT Pct:** Notre Dame 77.8, Syracuse 89.5. **Turnovers:** Notre Dame 20, Syracuse 23. **Blocked Shots:** Notre Dame 7 (Peters 4), Syracuse 1. **Steals:** Notre Dame 16 (Mallory 5), Syracuse 13 (Tyson-Thomas 6). **Attendance:** 998.

GAME 26	WEST VIRGINIA 65
	#2 NOTRE DAME 63
February 12, 2012 Purcell Pavilion (Notre Dame, Ind.)	

West Virginia (65)												
PLAYER	MIN	FG-A	3FG-A	FT-A	REB	AST	PFT	PFT				
Harlee	26	2-3	0-0	2-2	3	1	4	6				
Bussie	38	6-9	0-0	10-13	8	1	1	22				
Dunning	21	4-7	1-2	2-2	7	2	4	11				
Caldwell	34	4-15	0-2	2-2	4	0	5	10				
Stepney	10	0-2	0-0	0-0	2	3	2	0				
Palmer	28	3-10	2-7	1-2	5	3	4	9				
Bethel	8	1-2	1-1	0-0	3	2	2	3				
Hampton	33	0-3	0-1	4-4	2	4	1	4				
Fields	2	0-1	0-0	0-0	1	0	0	0				
Team					6							
Totals	200	20-52	4-13	21-25	41	16	23	65				

Notre Dame (63)												
PLAYER	MIN	FG-A	3FG-A	FT-A	REB	AST	PFT	PFT				
Peters	31	1-8	0-0	2-5	17	3	5	4				
Diggins	39	10-19	0-1	12-18	5	3	3	32				
Novosel	33	6-14	2-4	2-2	1	0	1	16				
Mallory	37	1-3	1-2	0-0	2	1	2	3				
McBride	29	2-6	0-1	0-0	3	2	2	4				
Achonwa	11	2-3	0-0	0-0	0	1	5	4				
Miller	13	0-0	0-0	0-0	3	0	2	0				
Turner	4	0-1	0-0	0-0	0	0	0	0				
Wright	3	0-0	0-0	0-0	0	0	2	0				
Team					2							
Totals	200	22-54	3-8	16-25	33	10	22	63				
West Virginia	30	35	—	65								
Notre Dame	33	30	—	63								

FG Pct: West Virginia 38.5, Notre Dame 40.7. **3-PT FG Pct:** West Virginia 30.8, Notre Dame 37.5. **FT Pct:** West Virginia 84.0, Notre Dame 64.0. **Turnovers:** West Virginia 21, Notre Dame 17. **Blocked Shots:** West Virginia 4 (Bussie 3), Notre Dame 8 (Peters 6). **Steals:** West Virginia 10 (Harlee, Bussie 3), Notre Dame 11 (Diggins 4). **Attendance:** 9,149 (sellout).

GAME 27	#4 NOTRE DAME 66
	PROVIDENCE 47
February 14, 2012 Purcell Pavilion (Notre Dame, Ind.)	

Providence (47)												
PLAYER	MIN	FG-A	3FG-A	FT-A	REB	AST	PFT	PFT				
Wright	23	2-5	0-0	1-2	3	0	2	5				
Okafor	27	2-2	0-0	0-0	5	2	3	4				
Cropper	25	0-6	0-1	0-0	1	5	4	0				
Wells	30	2-11	1-3	1-1	1	5	0	6				
Barnes	32	7-12	2-3	0-0	8	1	2	16				
McCabe	3	0-1	0-1	0-0	0	0	0	0				
Pearson	3	0-0	0-0	0-0	0	1	1	0				
Roberts	29	6-10	0-0	0-0	1	1	3	12				
Rule	5	1-3	0-1	0-0	0	0	1	2				
Breslin	1	0-0	0-0	0-0	0	0	0	0				
Edwards	15	0-2	0-0	0-2	2	0	3	0				
Harris	7	1-1	0-0	0-0	1	1	0	2				
Team					3							
Totals	200	21-53	3-9	2-5	25	16	19	47				

Notre Dame (66)												
PLAYER	MIN	FG-A	3FG-A	FT-A	REB	AST	PFT	PFT				
Peters	30	7-10	0-0	5-6	11	3	1	19				
Diggins	33	7-9	1-1	4-7	0	7	0	19				
Novosel	24	3-7	0-2	1-3	4	2	2	7				
Mallory	34	0-4	0-1	0-0	2	2	1	0				
McBride	21	4-9	0-1	1-1	5	0	4	9				
Holloway	2	0-0	0-0	1-2	0	0	0	1				
Achonwa	22	2-7	0-0	2-2	6	2	0	6				
Miller	15	2-5	0-0	1-2	5	0	2	5				
Turner	11	0-1	0-0	0-0	0	0	0	0				
Wright	5	0-0	0-0	0-0	0	0	0	0				
Braker	3	0-0	0-0	0-0	2	0	1	0				
Team					6							
Totals	200	25-52	1-5	15-23	41	16	11	66				
Providence	27	20	—	47								
Notre Dame	37	29	—	66								

FG Pct: Providence 39.6, Notre Dame 48.1. **3-PT FG Pct:** Providence 33.3, Notre Dame 20.0. **FT Pct:** Providence 40.0, Notre Dame 65.2. **Turnovers:** Providence 21, Notre Dame 20. **Blocked Shots:** Providence 3, Notre Dame 4 (Peters 2). **Steals:** Providence 12 (Wells 4), Notre Dame 14 (Peters, Diggins, Mallory 3). **Attendance:** 8,543.

GAME 28	#3/4 NOTRE DAME 68
	#16 LOUISVILLE 52
	February 20, 2012 KFC Yum! Center (Louisville, Ky.)

Notre Dame (68)

PLAYER	MIN	FG-A	3FG-A	FT-A	REB	AST	PFT	PFT
Peters	37	3-9	0-0	4-4	9	1	3	10
Diggins	40	5-11	0-3	11-12	3	7	1	21
Novosel	30	3-9	0-3	0-0	2	4	4	6
Mallory	34	4-6	3-5	2-2	5	1	3	13
McBride	29	7-9	1-2	0-0	2	0	3	15
Holloway	0+	0-0	0-0	0-0	0	0	0	0
Achonwa	15	0-0	0-0	0-0	3	1	2	0
Miller	6	0-0	0-0	0-0	2	0	1	0
Turner	3	1-2	1-2	0-0	0	0	0	3
Wright	0+	0-0	0-0	0-0	0	0	0	0
Braker	6	0-1	0-0	0-0	2	0	0	0
Team					0			
Totals	200	23-47	5-15	17-18	28	14	17	68

Louisville (52)

PLAYER	MIN	FG-A	3FG-A	FT-A	REB	AST	PFT	PFT
Burke	36	1-9	1-6	2-2	4	0	0	5
Taylor	12	4-7	0-0	1-1	7	0	2	9
Vails	10	0-2	0-0	0-0	0	1	2	0
Smith	30	3-10	0-1	0-0	3	1	2	6
Schimmel, S.	36	3-16	1-8	2-2	2	1	3	9
Harper	6	0-0	0-0	0-0	0	1	0	0
Slaughter	29	3-6	0-0	6-6	6	0	4	12
Hammond	24	2-4	0-1	0-0	7	2	1	4
Dyer	17	2-3	0-0	3-4	3	1	2	7
Team					3			
Totals	200	18-57	2-16	14-15	35	7	16	52
Notre Dame	28	40	—	68				
Louisville	25	27	—	52				

FG Pct: Notre Dame 48.9, Louisville 31.6. **3-PT FG Pct:** Notre Dame 33.3, Louisville 12.5. **FT Pct:** Notre Dame 94.4, Louisville 93.3. **Turnovers:** Notre Dame 18, Louisville 19. **Blocked Shots:** Notre Dame 3 (Peters 2), Louisville 2 (Smith 2). **Steals:** Notre Dame 9 (Diggins, Mallory, McBride 3), Louisville 11 (S. Schimmel 5). **Attendance:** 13,054.

GAME 29	#3 NOTRE DAME 80
	SOUTH FLORIDA 68
	February 25, 2012 Purcell Pavilion (Notre Dame, Ind.)

South Florida (68)

PLAYER	MIN	FG-A	3FG-A	FT-A	REB	AST	PFT	PFT
Johnson	19	3-4	0-0	1-2	3	0	3	7
Wynne	38	9-24	0-1	0-0	2	1	2	18
Bernard	35	4-8	1-1	3-4	1	5	3	12
Smith, Andreell	27	3-6	0-2	1-2	3	0	3	7
Orehova	39	6-11	4-9	2-3	3	3	3	18
Saunders	2	0-0	0-0	0-0	0	0	1	0
Conner	16	1-3	0-1	0-0	2	4	3	2
Rowe	12	1-3	0-0	0-0	2	1	0	2
Flowers	4	0-0	0-0	0-0	0	1	0	0
Stringfield	2	0-1	0-0	0-0	0	0	0	0
McDonald	6	1-1	0-0	0-0	0	0	3	2
Team					8			
Totals	200	28-61	5-14	7-11	24	15	21	68

Notre Dame (80)

PLAYER	MIN	FG-A	3FG-A	FT-A	REB	AST	PFT	PFT
Peters	34	6-10	0-0	5-8	18	0	3	17
Diggins	37	7-14	1-3	3-4	0	9	2	18
Miller	8	0-2	0-0	0-0	1	1	2	0
Novosel	36	9-16	2-4	12-12	6	0	0	32
Mallory	35	1-5	1-5	4-4	3	1	3	7
Holloway	1	0-0	0-0	0-0	0	0	0	0
Achonwa	21	1-3	0-0	0-0	4	1	2	2
Turner	5	0-0	0-0	0-0	1	0	1	0
McBride	21	1-4	0-0	2-2	4	0	1	4
Wright	1	0-0	0-0	0-0	0	0	0	0
Braker	1	0-0	0-0	0-0	0	0	0	0
Team					4			
Totals	200	25-54	4-12	26-30	41	12	14	80

South Florida 38 30 — 68

Notre Dame 41 39 — 80

FG Pct: South Florida 45.9, Notre Dame 46.3. **3-PT FG Pct:** South Florida 35.7, Notre Dame 33.3. **FT Pct:** South Florida 63.6, Notre Dame 86.7. **Turnovers:** South Florida 17, Notre Dame 22. **Blocked Shots:** South Florida 0, Notre Dame 6 (Peters 4). **Steals:** South Florida 14 (Bernard 7), Notre Dame 7 (Diggins 3). **Attendance:** 9,149 (sellout).

GAME 30	#3 NOTRE DAME 72
	#4 CONNECTICUT 59
	February 27, 2012 XL Center (Hartford, Conn.)

Notre Dame (72)

PLAYER	MIN	FG-A	3FG-A	FT-A	REB	AST	PFT	PFT
Peters	34	3-8	0-0	3-4	15	3	2	9
Diggins	39	8-17	2-4	2-3	4	2	1	20
Novosel	35	5-16	3-6	8-9	8	1	2	21
Mallory	33	2-8	2-7	0-0	3	4	1	6
McBride	32	6-9	0-2	0-0	3	0	4	12
Holloway	2	0-0	0-0	0-0	1	0	0	0
Achonwa	11	1-3	0-0	0-0	2	1	3	2
Miller	2	0-1	0-0	0-0	0	0	0	0
Turner	9	0-3	0-3	2-2	0	0	0	2
Wright	2	0-0	0-0	0-0	0	0	1	0
Braker	1	0-0	0-0	0-0	0	0	0	0
Team					6			
Totals	200	25-65	7-22	15-18	42	11	14	72

Connecticut (59)

PLAYER	MIN	FG-A	3FG-A	FT-A	REB	AST	PFT	PFT
Dolson	35	9-16	0-0	0-0	7	3	2	18
Hayes	35	7-12	2-2	6-7	3	5	3	22
Doty	22	0-1	0-0	0-0	0	0	1	0
Hartley	30	3-9	2-5	0-0	4	0	2	8
Faris	35	0-2	0-2	1-2	6	6	2	1
Engeln	3	0-0	0-0	0-0	2	0	0	0
Banks	4	0-2	0-1	0-0	0	0	0	0
Mosqueda-Lewis	20	4-8	0-1	2-2	0	0	3	10
Johnson	3	0-1	0-0	0-0	1	0	0	0
Buck	4	0-1	0-0	0-0	1	0	0	0
Stokes	9	0-1	0-0	0-0	1	0	0	0
Team					6			
Totals	200	23-53	4-11	9-11	31	14	13	59

Notre Dame 38 34 — 72

Connecticut 35 24 — 59

FG Pct: Notre Dame 38.5, Connecticut 43.4. **3-PT FG Pct:** Notre Dame 31.8, Connecticut 36.4. **FT Pct:** Notre Dame 83.3, Connecticut 81.8. **Turnovers:** Notre Dame 12, Connecticut 18. **Blocked Shots:** Notre Dame 3 (Peters 2), Connecticut 3 (Dolson 2). **Steals:** Notre Dame 11 (Peters, Diggins 3), Connecticut 6 (Hayes 4). **Attendance:** 15,132.

GAME 31	#3 NOTRE DAME 69
	#RV/23 DEPAUL 54
BIG EAST Championship — Quarterfinal	
March 4, 2012	
XL Center (Hartford, Conn.)	

DePaul (54)										
PLAYER	MIN	FG-A	3FG-A	FT-A	REB	AST	PFT	P	T	P
Penny	28	5-11	0-0	0-0	5	0	2	10	2	0
Harry	33	7-13	0-0	0-0	3	2	0	14	3	2
Martin	36	3-10	1-4	0-0	4	5	1	7	5	1
Hrynko	31	2-7	1-4	0-0	7	2	5	5	5	2
Ortiz	33	2-8	2-6	0-0	3	3	1	6	6	3
Reynolds	15	2-2	0-0	0-0	0	1	1	4	4	1
Rogowski	24	3-3	2-2	0-0	1	2	0	8	8	2
Team					5					
Totals	200	24-54	6-16	0-0	28	15	10	54		

Notre Dame (69)										
PLAYER	MIN	FG-A	3FG-A	FT-A	REB	AST	PFT	P	T	P
Peters	31	8-14	0-0	0-0	12	1	1	16	16	3
Diggins	31	5-14	2-5	0-2	3	5	1	12	12	5
Novosel	33	6-16	1-3	3-3	7	3	0	16	16	3
Mallory	35	2-4	0-1	0-0	5	2	2	4	4	2
McBride	31	6-11	2-2	0-0	4	1	0	14	14	2
Holloway	1	0-0	0-0	0-0	0	0	0	0	0	0
Achonwa	12	2-5	0-0	1-2	2	0	0	5	5	2
Miller	10	0-0	0-0	0-0	1	1	1	0	0	0
Turner	14	0-3	0-0	0-0	2	0	0	0	0	0
Wright	1	0-0	0-0	0-0	0	0	0	0	0	0
Braker	1	1-1	0-0	0-0	1	0	0	2	2	1
Team					4					
Totals	200	30-68	5-11	4-7	41	13	5	69		

DePaul	26	28	—	54
Notre Dame	38	31	—	69

FG Pct: DePaul 44.4, Notre Dame 44.1. **3-PT FG Pct:** DePaul 37.5, Notre Dame 45.5. **FT Pct:** DePaul 0.0, Notre Dame 57.1. **Turnovers:** DePaul 19, Notre Dame 13. **Blocked Shots:** DePaul 3, Notre Dame 7 (Peters 6). **Steals:** DePaul 8 (Martin, Ortiz, Rogowski 2), Notre Dame 11 (Diggins 6). **Attendance:** 8,362.

GAME 32	#3 NOTRE DAME 73
	#25 WEST VIRGINIA 45
BIG EAST Championship — Semifinal	
March 5, 2012	
XL Center (Hartford, Conn.)	

West Virginia (45)										
PLAYER	MIN	FG-A	3FG-A	FT-A	REB	AST	PFT	P	T	P
Harlee	15	1-3	0-0	0-0	1	0	5	2	2	0
Dunning	29	6-8	0-1	0-0	4	0	1	12	12	5
Bussie	30	6-8	0-0	3-8	5	1	4	15	15	3
Caldwell	28	1-8	0-2	1-2	1	2	3	3	3	1
Stepney	31	0-4	0-2	1-2	3	2	0	1	1	0
Palmer	25	0-7	0-5	0-0	2	1	3	0	0	0
Bethel	21	2-10	1-2	0-2	9	1	4	5	5	2
Fields	15	3-6	0-1	1-1	6	0	0	7	7	2
Leary	3	0-0	0-0	0-0	0	0	0	0	0	0
Burton	3	0-0	0-0	0-0	2	0	0	0	0	0
Team					4					
Totals	200	19-54	1-13	6-15	37	7	20	45		

Notre Dame (73)										
PLAYER	MIN	FG-A	3FG-A	FT-A	REB	AST	PFT	P	T	P
Peters	16	4-7	0-0	3-4	2	2	4	11	11	3
Diggins	31	2-6	0-2	5-6	3	6	0	9	9	5
Novosel	27	5-10	4-4	4-4	5	1	1	18	18	3
Mallory	30	2-3	2-3	4-4	3	1	1	10	10	2
McBride	31	6-13	1-3	2-2	5	1	1	15	15	2
Holloway	5	0-0	0-0	2-2	1	0	1	2	2	0
Achonwa	14	2-6	0-1	0-0	3	2	4	4	4	2
Miller	6	1-2	0-0	0-1	0	0	0	2	2	0
Turner	24	0-5	0-3	0-0	1	0	1	0	0	0
Wright	9	1-1	0-0	0-0	1	0	2	2	2	1
Braker	7	0-1	0-0	0-0	3	0	0	0	0	0
Team					6					
Totals	200	23-54	7-16	20-23	33	13	15	73		

West Virginia	19	26	—	45
Notre Dame	37	36	—	73

FG Pct: West Virginia 35.2, Notre Dame 42.6. **3-PT FG Pct:** West Virginia 7.7, Notre Dame 43.8. **FT Pct:** West Virginia 40.0, Notre Dame 87.0. **Turnovers:** West Virginia 22, Notre Dame 12. **Blocked Shots:** West Virginia 0, Notre Dame 5 (Peters 3). **Steals:** West Virginia 4, Notre Dame 12 (Diggins, Achonwa 3). **Attendance:** 8,731.

GAME 33	#4 CONNECTICUT 63
	#3 NOTRE DAME 54
BIG EAST Championship — Final	
March 6, 2012	
XL Center (Hartford, Conn.)	

Notre Dame (54)										
PLAYER	MIN	FG-A	3FG-A	FT-A	REB	AST	PFT	P	T	P
Peters	32	2-9	0-0	3-6	11	2	3	7	7	3
Diggins	40	7-19	2-6	0-0	3	4	4	16	16	5
Novosel	23	2-13	2-4	2-2	3	2	5	8	8	3
Mallory	34	1-2	0-1	0-0	2	0	2	2	2	0
McBride	37	4-9	2-3	3-4	4	2	2	13	13	2
Achonwa	18	1-4	0-0	1-2	2	1	0	3	3	1
Miller	1	0-0	0-0	0-0	0	0	0	0	0	0
Turner	15	2-3	1-2	0-0	1	0	0	5	5	2
Team					7					
Totals	200	19-59	7-16	9-14	33	11	16	54		

Connecticut (63)										
PLAYER	MIN	FG-A	3FG-A	FT-A	REB	AST	PFT	P	T	P
Dolson	38	1-6	0-0	2-2	9	1	3	4	4	2
Hayes	37	4-13	0-2	6-7	8	1	2	14	14	5
Doty	28	0-3	0-2	0-0	4	2	1	0	0	0
Hartley	36	9-19	0-5	0-2	7	2	2	18	18	3
Faris	27	2-3	2-2	2-2	3	2	4	8	8	2
Mosqueda-Lewis	30	8-14	1-4	2-2	8	0	2	19	19	5
Stokes	4	0-1	0-0	0-0	0	0	0	0	0	0
Team					5					
Totals	200	24-59	3-15	12-15	44	8	14	63		

FG Pct: Notre Dame 32.2, Connecticut 40.7. **3-PT FG Pct:** Notre Dame 43.8, Connecticut 20.0. **FT Pct:** Notre Dame 80.0, Connecticut 64.3. **Turnovers:** Notre Dame 14, Connecticut 18. **Blocked Shots:** Notre Dame 2, Connecticut 1. **Steals:** Notre Dame 10 (Peters, McBride 3), Connecticut 9 (Hartley 4). **Attendance:** 9,227.

GAME 34	#4 NOTRE DAME 74
	LIBERTY 43
NCAA Raleigh Region — First Round	
March 18, 2012	
Purcell Pavilion (Notre Dame, Ind.)	

Liberty (43)

PLAYER	MIN	FG-A	3FG-A	FT-A	REB	AST	PFT
Omotola	21	1-7	0-0	0-0	6	0	0 2
Brown	33	5-14	1-3	5-6	3	1	3 16
Warley	34	1-3	0-0	4-6	10	0	2 6
Miller	32	0-5	0-3	0-0	0	2	2 0
Dale	29	4-6	2-2	2-4	2	1	1 12
Washington	15	2-6	1-3	0-0	3	1	1 5
Rollins	1	0-0	0-0	1-2	0	0	0 1
Gardner	13	0-0	0-0	0-0	1	0	1 0
Lunsford	10	0-1	0-1	0-0	1	0	0 0
Kearney	12	0-0	0-0	1-2	2	0	1 1
Team					1		
Totals	200	13-42	4-12	13-20	29	5	11 43

Notre Dame (74)

PLAYER	MIN	FG-A	3FG-A	FT-A	REB	AST	PFT
Peters	20	5-6	0-0	0-1	4	2	3 10
Diggins	24	3-6	1-1	0-0	9	6	1 7
Novosel	24	5-13	1-3	1-2	4	0	0 12
Mallory	26	3-7	1-5	0-0	4	6	1 7
McBride	25	6-12	1-1	2-3	3	2	2 15
Holloway	7	1-2	0-0	0-0	0	0	1 2
Achonwa	18	3-4	0-0	2-2	2	5	2 8
Miller	19	4-6	0-0	1-2	3	0	4 9
Turner	23	1-8	0-3	0-0	2	4	1 2
Wright	7	0-0	0-0	0-0	0	0	0 0
Braker	7	1-2	0-0	0-0	2	0	0 2
Team					5		
Totals	200	32-66	4-13	6-10	38	25	15 74

Liberty 19 24 — 43
Notre Dame 44 30 — 74

FG Pct: Liberty 31.0, Notre Dame 48.5. **3-PT FG Pct:** Liberty 33.3, Notre Dame 30.8. **FT Pct:** Liberty 65.0, Notre Dame 60.0.
Turnovers: Liberty 23, Notre Dame 11. **Blocked Shots:** Liberty 5 (Warley 3), Notre Dame 1. **Steals:** Liberty 6 (Miller, Dale 2), Notre Dame 9 (McBride 3). **Attendance:** 6,777.

GAME 35	#4 NOTRE DAME 73
	CALIFORNIA 62
NCAA Raleigh Region — Second Round	
March 20, 2012	
Purcell Pavilion (Notre Dame, Ind.)	

California (62)

PLAYER	MIN	FG-A	3FG-A	FT-A	REB	AST	PFT
Brandon	32	3-6	0-0	3-4	12	1	3 9
Caldwell	15	1-3	0-0	0-2	2	0	2 2
Boyd	22	4-9	0-1	1-3	0	4	5 9
Clarendon	39	7-13	3-5	0-1	1	4	4 17
Sherbert	14	1-3	1-3	0-0	0	0	1 3
Jemeringbe	21	1-4	0-1	0-0	3	1	3 2
Pierre	24	2-6	1-2	0-0	4	3	2 5
Gray	26	6-10	0-0	3-4	8	1	3 15
Hartman	7	0-2	0-0	0-0	0	1	0 0
Team					5		
Totals	200	25-56	5-12	7-14	35	15	23 62

Notre Dame (73)

PLAYER	MIN	FG-A	3FG-A	FT-A	REB	AST	PFT
Peters	34	3-7	0-0	5-6	14	5	4 11
Diggins	38	9-15	0-1	3-6	2	4	1 21
Novosel	38	5-18	0-4	18-20	9	1	2 28
Mallory	35	1-3	0-2	0-1	2	0	2 2
McBride	36	4-6	1-1	0-0	3	1	1 9
Achonwa	13	1-5	0-0	0-0	4	2	4 2
Miller	3	0-1	0-0	0-0	2	0	0 0
Turner	3	0-1	0-1	0-0	0	0	1 0
Team					4		
Totals	200	23-56	1-9	26-33	40	13	15 73

California 31 31 — 62
Notre Dame 31 42 — 73

FG Pct: California 44.6, Notre Dame 41.1. **3-PT FG Pct:** California 41.7, Notre Dame 11.1. **FT Pct:** California 50.0, Notre Dame 78.8.
Turnovers: California 19, Notre Dame 13. **Blocked Shots:** California 0, Notre Dame 8 (Peters 7). **Steals:** California 8 (Clarendon 3), Notre Dame 14 (Novosel, McBride 4). **Attendance:** 6,519.

GAME 36	#4 NOTRE DAME 79
	#21/25 ST. BONAVENTURE 35
NCAA Raleigh Region — Semifinal	
March 25, 2012	
PNC Arena (Raleigh, N.C.)	

St. Bonaventure (35)

PLAYER	MIN	FG-A	3FG-A	FT-A	REB	AST	PFT
Walker	12	1-4	0-0	1-3	0	0	3 3
Jenkins	34	0-6	0-4	0-0	2	0	0 0
Horton	27	1-10	0-0	2-2	6	1	2 4
Ortega	30	3-6	0-0	5-5	3	0	3 11
Van Tatenhove	25	0-4	0-0	3-4	6	1	2 3
Wilson	1	0-0	0-0	0-0	0	0	0 0
Zahn	7	0-0	0-0	0-0	0	0	0 0
McGee	9	0-1	0-0	0-0	2	0	0 0
Bowker	11	0-4	0-3	0-0	1	0	3 0
Dixon	28	4-11	1-5	4-6	3	0	1 13
Ashton	16	0-2	0-0	1-2	3	0	2 1
Team					2		
Totals	200	9-48	1-12	16-22	28	2	16 35

Notre Dame (79)

PLAYER	MIN	FG-A	3FG-A	FT-A	REB	AST	PFT
Peters	19	3-8	0-0	1-2	10	4	2 7
Diggins	25	3-8	0-0	2-2	5	5	1 8
Novosel	25	7-13	0-2	2-2	4	0	1 16
Mallory	23	3-6	0-2	1-1	2	2	1 7
McBride	24	5-9	0-0	0-0	5	1	0 10
Holloway	11	0-1	0-0	0-0	1	0	0 3
Achonwa	15	3-5	1-1	2-2	5	2	1 9
Miller	22	1-3	0-0	1-2	2	0	0 3
Turner	18	5-6	4-5	0-0	1	2	4 14
Wright	8	1-1	0-0	1-2	1	0	0 3
Braker	10	1-1	0-0	0-0	3	1	2 2
Team					6		
Totals	200	32-61	5-10	10-13	45	18	15 79

St. Bonaventure 13 22 — 35
Notre Dame 35 44 — 79

FG Pct: St. Bonaventure 18.8, Notre Dame 52.5. **3-PT FG Pct:** St. Bonaventure 8.3, Notre Dame 50.0. **FT Pct:** St. Bonaventure 72.7, Notre Dame 76.9. **Turnovers:** St. Bonaventure 21, Notre Dame 15. **Blocked Shots:** St. Bonaventure 2, Notre Dame 5 (Peters 2). **Steals:** St. Bonaventure 8 (Ortega 2), Notre Dame 13 (Peters 4). **Attendance:** 3,108.

GAME 37

#4 NOTRE DAME 80
#5 MARYLAND 49
NCAA Raleigh Region — Final
March 27, 2012
PNC Arena (Raleigh, N.C.)

Maryland (49)												
PLAYER	MIN	FG-A	3FG-A	FT-A	REB	AST	PFT	PFT				
Hawkins	30	5-10	0-0	0-0	5	2	2	10				
Thomas	33	7-12	0-1	3-4	6	3	3	17				
DeVaughn	28	4-6	0-0	2-4	4	0	3	10				
Mincy	25	1-6	0-1	0-0	4	0	2	2				
Barrett	30	4-7	0-2	0-0	3	4	0	8				
Austin	2	0-0	0-0	0-0	0	0	0	0				
Moseley	17	0-1	0-0	0-0	1	0	1	0				
Townsend	2	0-1	0-0	0-0	0	0	0	0				
Kizer	17	1-9	0-1	0-0	1	0	0	2				
Rodgers	15	0-4	0-3	0-0	2	1	1	0				
Bays	1	0-0	0-0	0-0	0	0	0	0				
Team					1							
Totals	200	22-56	0-8	5-8	27	10	12	49				

Notre Dame (80)												
PLAYER	MIN	FG-A	3FG-A	FT-A	REB	AST	PFT	PFT				
Peters	20	3-9	0-0	0-0	9	3	4	6				
Diggins	38	9-21	0-3	4-7	10	11	1	22				
Novosel	34	5-9	1-3	3-4	6	0	0	14				
Mallory	33	2-4	0-2	0-0	3	3	1	4				
McBride	35	6-12	2-3	2-2	3	2	1	16				
Holloway	3	0-0	0-0	0-0	1	0	0	0				
Achonwa	26	7-10	0-0	4-4	7	2	2	18				
Miller	2	0-0	0-0	0-0	0	0	0	0				
Turner	2	0-0	0-0	0-0	1	0	0	0				
Wright	3	0-0	0-0	0-0	1	0	1	0				
Braker	4	0-0	0-0	0-0	0	0	1	0				
Team					5							
Totals	200	32-65	3-11	13-17	46	21	11	80				
Maryland	21	28	—	49								
Notre Dame	40	40	—	80								

FG Pct: Maryland 39.3, Notre Dame 49.2 **3-PT FG Pct:** Maryland 0.0, Notre Dame 27.3 **FT Pct:** Maryland 62.5, Notre Dame 76.5
Turnovers: Maryland 21, Notre Dame 17 **Blocked Shots:** Maryland 3, Notre Dame 2 **Steals:** Maryland 9 (Moseley 2), Notre Dame 10 (Diggins 5) **Attendance:** 2,621.

GAME 38

#4 NOTRE DAME 83
#3 CONNECTICUT 75 (OT)
NCAA Women's Final Four — National Semifinal
April 1, 2012
Pepsi Center (Denver, Colo.)

Connecticut (75)												
PLAYER	MIN	FG-A	3FG-A	FT-A	REB	AST	PFT	PFT				
Dolson	34	10-16	0-0	0-0	9	1	4	20				
Hayes	39	4-11	0-1	2-4	7	1	2	10				
Doty	22	0-2	0-2	0-0	3	1	1	0				
Hartley	45	7-17	3-6	1-2	3	3	3	18				
Faris	33	3-6	0-1	4-4	3	5	5	10				
Mosqueda-Lewis	36	5-13	0-3	3-3	7	1	1	13				
Stokes	16	2-3	0-0	0-0	4	1	2	4				
Team					6							
Totals	225	31-68	3-13	10-13	42	13	18	75				

Notre Dame (83)												
PLAYER	MIN	FG-A	3FG-A	FT-A	REB	AST	PFT	PFT				
Peters	40	6-10	0-0	5-8	12	2	3	17				
Diggins	44	8-17	1-2	2-2	4	4	3	19				
Novosel	38	5-19	2-5	8-11	7	4	2	20				
Mallory	41	4-9	2-6	1-2	4	5	2	11				
McBride	35	2-12	0-1	4-4	6	1	3	8				
Achonwa	27	4-5	0-0	0-0	7	0	1	8				
Team					3							
Totals	225	29-72	5-14	20-27	43	16	14	83				
Connecticut	36	31	8	—	75							
Notre Dame	33	34	16	—	83							

FG Pct: Connecticut 45.6, Notre Dame 40.3 **3-PT FG Pct:** Connecticut 23.1, Notre Dame 35.7 **FT Pct:** Connecticut 76.9, Notre Dame 74.1 **Turnovers:** Connecticut 21, Notre Dame 16
Blocked Shots: Connecticut 8 (Dolson 4), Notre Dame 7 (Peters 4) **Steals:** Connecticut 10 (Hayes 5), Notre Dame 14 (Mallory 4) **Attendance:** 19,028 (sellout).

GAME 39

#1 BAYLOR 80
#4 NOTRE DAME 61
NCAA Women's Final Four — National Championship
April 3, 2012
Pepsi Center (Denver, Colo.)

Notre Dame (61)												
PLAYER	MIN	FG-A	3FG-A	FT-A	REB	AST	PFT	PFT				
Peters	15	3-5	0-0	1-2	3	1	4	7				
Diggins	37	7-17	2-5	4-4	2	3	3	20				
Novosel	30	0-11	0-2	5-8	1	2	1	5				
Mallory	33	1-3	1-2	0-0	6	2	0	3				
McBride	25	5-13	0-0	1-1	3	3	3	11				
Holloway	1	0-0	0-0	0-0	0	0	0	0				
Achonwa	27	3-5	0-0	1-1	6	1	4	7				
Miller	5	0-0	0-0	0-0	0	0	1	0				
Turner	7	2-5	2-4	0-0	0	1	0	6				
Wright	19	1-3	0-0	0-0	2	0	3	2				
Braker	1	0-0	0-0	0-0	1	0	0	0				
Team					3							
Totals	200	22-62	5-13	12-16	27	13	19	61				

Baylor (80)												
PLAYER	MIN	FG-A	3FG-A	FT-A	REB	AST	PFT	PFT				
Williams	28	5-7	0-0	2-2	6	2	1	12				
Griner	39	11-16	0-0	4-6	13	1	1	26				
Sims	38	6-16	2-6	5-5	7	4	5	19				
Hayden	29	3-11	2-3	0-0	4	5	1	8				
Madden	35	0-2	0-2	0-0	6	5	3	0				
Robertson	2	0-0	0-0	0-0	0	0	0	0				
Condrey	14	2-3	0-0	2-2	5	2	1	6				
Agbuke	1	0-0	0-0	0-0	0	0	0	0				
Field	1	0-0	0-0	0-0	0	0	0	0				
Palmer	1	0-0	0-0	1-2	0	0	1	0				
Pope	12	2-3	0-0	4-4	4	1	1	8				
Team					1							
Totals	200	29-58	4-11	18-21	46	20	13	80				
Notre Dame	28	33	—	61								
Baylor	34	46	—	80								

FG Pct: Notre Dame 35.5, Baylor 50.0 **3-PT FG Pct:** Notre Dame 38.5, Baylor 36.4 **FT Pct:** Notre Dame 75.0, Baylor 85.7 **Turnovers:** Notre Dame 7, Baylor 11 **Blocked Shots:** Notre Dame 4, Baylor 6 (Griner 5) **Steals:** Notre Dame 6 (Diggins, Mallory 2), Baylor 2 (Sims 2) **Attendance:** 19,028 (sellout).



BRITTANY MALLORY

Hometown: Baltimore, Md.
High School: McDonogh School

Guard	5-10	Class of 2011
-------	------	---------------

MALLORY'S CAREER HIGHS

Points: 22 vs. Valparaiso (12/12/09)
Rebounds: 8 at Cincinnati (2/9/10)
Assists: 10 vs. Rutgers (2/12/11)
Field Goals: 7, three times (MR: vs. Oklahoma, 3/26/11)
Field Goal Attempts: 17 at St. John's (2/16/10)
Three-Point Field Goals: 6 vs. Oklahoma (3/26/11)
Three-Point Field Goal Attempts: 10 vs. Oklahoma (3/26/11)
Free Throws: 7 vs. Tennessee (3/28/11)
Free Throw Attempts: 8, twice (MR: vs. Tennessee, 3/28/11)
Steals: 6, twice (MR: at Creighton, 12/4/11)
Blocked Shots: 2 vs. Tennessee (1/23/12)
Minutes Played: 41 vs. Connecticut (4/1/12)

MISCELLANEOUS

Double-doubles	1
Double-figure scoring games	33
20-point games	2
Double-figure rebound games	0
5-assist games	9
5-steal games	10

OVERVIEW: Nicknamed "Britt", "Chip" or "Mom"... the quintessential glue player who's value as a "coach on the floor" could not be understated ... excellent leader who served as a team captain on Notre Dame's 2011 and 2012 NCAA national finalist teams ... earned fifth year of eligibility after successfully petitioning for medical hardship following knee injury early in 2008-09 season ... was incredibly tough, missing just three games in four full seasons ... school's career leader in games played (151), while also ranking fifth on the school's all-time steals (272) and three-point attempts (466) lists, sixth in career three-point field goals made (153) and tied for ninth in steals per game (1.80) ... smart, feisty wing who made important contributions as part of the Fighting Irish rotation on both ends of the floor ... boasted a balanced offensive skill set, mixing dangerous perimeter shooting with solid ability to finish inside with contact ... good student of the game who was an ideal fit for Notre Dame's offensive package

due to her strong court sense, talent at reading defenses and moving well off the ball, and her strong possession game (1.38 career assist/turnover ratio) ... one of team's top defenders with an instinctive knowledge of positioning and rotational responsibilities ... also had quick hands and nose for the ball that made her a constant nuisance for opponents at the defensive end (averaged nearly two steals a night during her final three seasons) ... relished the challenge of playing when stakes were highest, the best example being her twin three-pointers in overtime of the 2012 NCAA Final Four win over Connecticut.

FIFTH-YEAR SENIOR SEASON (2011-12): Team tri-captain ... started all 39 games, averaging 5.8 points and 2.1 steals per game (latter figure was second-best on team, eighth in BIG EAST) ... had career-high 81 steals, tying for ninth-best single-season total in school history ... had .357 three-point percentage in BIG EAST play, ranking 11th in the conference ... scored in double figures eight times ... had five steals in opener vs. Akron ... tied Purcell Pavilion record by going 4-for-4 from the three-point line (12 points) against Hartford ... scored six points while adding four rebounds and three steals in Junkanoo Jam final vs. No. 7/6 Duke ... matched her career high with six steals at Creighton ... perfect from the field in BIG EAST opener against Marquette (including 3-for-3 from three-point land) for 11 points ... recorded four steals at No. 12/14 Purdue ... handed out three assists while scoring seven points against Central Florida ... also had four steals against Longwood ... 11 points, four steals and three assists at Mercer ... posted nine points against No. 2 Connecticut with three rebounds and a pair of steals while going 40 minutes in overtime win ... locked down No. 18/17 Georgetown's Sugar Rodgers with a defensive effort that held the BIG EAST's leading scorer to 13 points on 3-for-18 shooting ... chalked up 11 points (4-5 FG, 2-3 3FG) and four assists in victory over Pittsburgh ... career-high two blocks vs. No.

CAREER HONORS

2012: BIG EAST All-Academic Team. **2008:** BIG EAST All-Freshman Team.

7/9 Tennessee ... posted nine points (seven in the opening six minutes) and four assists with a pair of steals at No. 13/14 Rutgers ... blitzed No. 23 DePaul with season-high 14 points (matching a season-best with four 3FG) along with four assists and four steals in 27 minutes against the Blue Demons ... team-high five steals at Syracuse while also setting program record for career games played ... finished with 13 points (3-5 3-pt FG) and pulled down five rebounds in victory at No. 16 Louisville ... chipped in with seven points during Senior Day victory over South Florida ... did a little of everything in win at No. 4 Connecticut with six points, team-high four assists (no turnovers) and three rebounds ... tallied 10 points and three rebounds in BIG EAST semifinal victory over No. 25 West Virginia ... had solid all-around effort in NCAA Championship first-round win over Liberty with seven points, game-high six assists (no turnovers) and four rebounds ... locked down St. Bonaventure's leading scorer Jessica Jenkins, holding her scoreless (0-6 FG) in NCAA Raleigh Regional semifinal win over No. 21/25 Bonnies ... scored seven of 11 points in overtime (including two three-pointers, the second with 1:30 remaining and Notre Dame up by one point) to help lead Irish to NCAA Final Four win over No. 3 Connecticut (played career-high 41 minutes) ... collected season-best six rebounds in NCAA national championship game against No. 1 Baylor.

SENIOR SEASON (2010-11): Team co-captain ... appeared in 37 games (starting 35 times) while averaging 7.1 points and team-high 2.1 steals per game with career-high .402 three-point percentage ... also had .468 three-point percentage in BIG EAST regular season play (led conference) ... notched nine points and five steals in season opener against New Hampshire ... delivered seven points and game-high five steals vs. Morehead State ... suffered sprained ankle early in second half of double-OT loss to No. 15 UCLA ... subsequently did not play in loss at No. 9/10 Kentucky ... in her first start in nearly two weeks, posted eight points and six boards at No. 2/3 Baylor ... dished out a game-high seven assists to match a career-best against Creighton ... torched Valparaiso with 12 points, four assists and

INTRODUCTION

2012-13 SEASON PREVIEW

STUDENT-ATHLETES

COACHING STAFF

2012-13 OPPONENTS

2011-12 SEASON IN REVIEW

BIG EAST CONFERENCE

RECORDS

HISTORY

five steals in 23 minutes ... bested previous season-high by scoring 13 points in the win over Marquette, highlighted by 3-of-4 shooting from long distance, and also added game-high four steals ... netted two of three attempts from downtown vs. No. 2 Connecticut ... had 11 points vs. Louisville, including three shots outside the arc (plus try at the buzzer to close the first half) ... poured in 14 points vs. No. 16/17 Georgetown, including three three-pointers and two steals ... posted five assists and three steals against No. RV/23 St. John's ... dropped in six points with three assists in victory over No. RV/25 Syracuse ... added 13 points (4-6 FG), three assists and season-high five steals against Seton Hall ... made presence known in win over Rutgers as first Notre Dame player since 2005 (Megan Duffy) to record double-double in points/assists, posting career-high 10 assists while scoring 10 points (2-2 3FG) ... also nabbed four boards and two steals ... played 100th career game at No. 2 Connecticut, ending up with six points (2-3 3FG) and two steals — made biggest impact at defensive end, holding UConn's Maya Moore scoreless for first 14:31 of game and just 12 points for contest ... had nine points on perfect shooting night (4-4 FG, 1-1 3FG) in win at No. 19/18 West Virginia ... closed out regular season with 10 points at No. 12/11 DePaul, along with four assists and game-high four steals, including theft with 30 seconds to play that led to Devereaux Peters' go-ahead layup ... had nine points, three rebounds and three assists in BIG EAST quarterfinal win over Louisville ... tallied nine points and three rebounds in BIG EAST semifinal victory over No. 9/13 DePaul; also forced critical DePaul turnover with 10.8 seconds left and Fighting Irish leading by two points, then converted two free throws with 2.5 seconds

left to seal win ... logged five rebounds and team-high four assists (one turnover) in 36 minutes of BIG EAST final against top-ranked Connecticut ... snagged five rebounds and key late-game steal in NCAA opener at Utah — also held Utah's leading scorer, Iwalani Rodrigues (21 points) scoreless in final 10 minutes (0-1 FG) after shifting defensive assignment down the stretch ... dished out six assists (one turnover) in 35 minutes, helping fuel NCAA second-round win over Temple ... erupted for season-high 20 points in NCAA Sweet 16 win over No. 21/20 Oklahoma, burying career-high 6-of-10 three-pointers to tie school record for triples in NCAA tournament game ... scored 10 points and added three assists and two steals in NCAA Elite Eight win over No. 4 Tennessee ... tallied eight points against No. 1 Connecticut in NCAA Final Four victory.



JUNIOR SEASON (2009-10): Saw action in all 35 games, starting twice ... was one of BIG EAST's best "sixth man" players, averaging 6.5 points and 3.0 rebounds per game ... led team with 1.41 assist/turnover ratio, ranked third in steals (61; 1.74 spg.) and fourth in assists (226 apg.) ... also had four "5-5-5" games (first of her career) ... saw first official action since December 2008 ACL injury with 19 minutes off bench in season opener vs. Arkansas-Pine Bluff, stuffing stat sheet with 10 points, six rebounds and career-high six steals ... tallied 15 points (4-5 FG, 1-2 3FG, 6-8 FT) vs. No. 23/24 San Diego State at Paradise Jam; made 5-of-6 FT in final 43 seconds to secure victory ... played 26 minutes off bench vs. No. 20/17 Oklahoma at Paradise Jam and responded with 15 points, seven rebounds, and five assists ... could make solid argument for her inclusion on Paradise Jam Island Division All-Tournament Team after averaging 10.7 ppg., 4.0 rpg., with .500 FG% (11-22) ... erupted for career-high 22 points (7-13 FG, 3-5 3FG) in 20 minutes vs. Valparaiso, also notching her first career "point-a-minute" game ... packed stat sheet vs. Charlotte with eight points, seven assists, four rebounds and four steals ... led Irish with 16 points, four rebounds and five steals in 18 minutes at UCF ... good all-around effort vs. No. 18/16 Vanderbilt with eight points, five rebounds and team-high five assists; hit two 3FG in 10 seconds midway through first half to erase early eight-point deficit ... tallied five points and four rebounds in win over No. 16/11 West Virginia, hitting pair of FT with 8:51 left to give Irish lead and cap 13-point second-half comeback ... returned to double figures with 11 points and four assists at Syracuse, including clutch three-point (5:59 left) and three free throws

MALLORY'S CAREER STATISTICS

Season	GP-GS	Min.-Avg.	FG-FGA	Pct.	3FG-3FGA	Pct.	FT-FTA	Pct.	Off	Def	Tot	Avg.	PF-DQ	A	T	B	S	Pts	Avg.
2007-08	33-0	533-16.2	64-187	.342	34-122	.279	46-57	.807	26	46	72	2.2	52-0	29	36	3	42	208	6.3
2008-09	7-3	154-22.0	21-45	.467	7-20	.350	8-13	.615	5	18	23	3.3	15-0	20	9	1	11	57	8.1
2009-10	35-2	676-19.3	76-206	.369	28-91	.308	49-66	.742	32	74	106	3.0	62-0	79	56	5	61	229	6.5
2010-11	37-35	1021-27.6	83-194	.428	45-112	.402	50-68	.735	19	64	83	2.2	76-1	101	64	1	77	261	7.1
2011-12	39-39	1146-29.4	79-195	.405	39-121	.322	30-40	.750	13	93	106	2.7	68-0	90	66	7	81	227	5.8
TOTALS	151-79	3530-23.4	323-827	.391	153-466	.328	183-244	.750	95	295	390	2.6	273-1	319	231	17	272	982	6.5

MALLORY IN THE BIG EAST CONFERENCE

Season	GP-GS	Min.-Avg.	FG-FGA	Pct.	3FG-3FGA	Pct.	FT-FTA	Pct.	Off	Def	Tot	Avg.	PF-DQ	A	T	B	S	Pts	Avg.
2007-08	16-0	246-15.4	30-73	.411	21-55	.382	24-30	.800	9	15	24	1.5	24-0	14	20	2	16	105	6.6
2008-09			Did not play (injured)																
2009-10	16-2	320-20.0	25-80	.278	10-40	.250	26-32	.813	13	29	42	2.6	29-0	36	26	3	30	86	5.4
2010-11	16-16	466-29.1	41-82	.500	22-47	.468	17-24	.708	8	25	33	2.1	36-0	49	34	1	36	121	7.6
2011-12	16-16	490-30.6	37-85	.435	20-56	.357	11-11	1.000	4	39	43	2.7	33-0	40	32	3	29	105	6.6
TOTALS	64-34	1522-23.8	133-330	.403	73-198	.369	78-97	.804	34	108	142	2.2	122-0	139	112	9	111	417	6.5

(fouled on 3FG attempt with 3:36 to go) ... grabbed career-high eight rebounds (all in the first half) at Cincinnati ... earned first start of season at No. 22/23 St. John's and responded with 17 points and five rebounds in 36 minutes ... started at No. 14/12 Georgetown, logging nine points and two steals in 29 minutes.

SOPHOMORE (MEDICAL HARDSHIP)

SEASON (2008-09): Appeared in seven games (including the first three starts of her career), averaging 8.1 points, 3.3 rebounds and 2.9 assists per game ... also had 2.2 assist/turnover ratio ... delivered 11 points (5-10 FG) and career-high six assists vs. Evansville ... had nearly perfect shooting day at Boston College (5-5 FG, 3-3 3FG, 1-2 FT), finishing with 14 points in 15 minutes ... poured in 19 points against Georgia Southern while also posting her third consecutive double-figure scoring game (longest streak of her young career) ... made first career start at Eastern Michigan, finishing with three points in 15 minutes (left early with thigh injury) ... started against No. 17/20 Purdue and played (then) career-high 30 minutes, chalking up three points and five rebounds ... remained in starting lineup at Michigan, logging five points and five rebounds in 34 minutes before suffering left knee injury 56 seconds into overtime; injury later diagnosed as season-ending torn anterior cruciate ligament (ACL) ... played in less than 30 percent of team's games, and thus did not lose a year of athletic eligibility ... underwent successful corrective surgery in January 2009.

FRESHMAN SEASON (2007-08):

Played in 33 games, averaging 6.3 points and 2.2 rebounds per game; also led team with 34 three-point field goals, the fourth-highest total by a freshman in school history ... during conference play, ranked 15th in BIG EAST with .382 three-point percentage ... made college debut in season opener vs. Miami (Ohio), picking up six points, seven rebounds and two steals in season-high 28 minutes ... had three steals in homecoming game at No. 3 Maryland ... tallied eight points at Central Michigan, including pair of three-pointers 36 seconds apart that sparked backbreaking 20-0 Irish run late in first half ... posted first career double-figure scoring game with 13 points and three steals in 14 minutes against Boston College ... scored in double digits for second consecutive outing with 10 points, six rebounds and three assists in win over Canisius ... notched seven points against Michigan ... came

off bench to toss in 12 points at Bowling Green, including 10 in less than five minutes during an 18-6 Irish run late in the first half ... tallied season-high four assists and three steals at Purdue ... scored 10 points and swiped season-best four steals in victory over Valparaiso ... collected nine points and three steals at IUPUI ... dropped in seven points with three rebounds and two steals vs. Saint Francis (Pa.) ... did not play at Richmond after experiencing flu-like symptoms ... had key role in second-half comeback at No. 16 West Virginia, scoring all nine of her points on season-high three three-pointers, including two treys in final five minutes as Irish rallied from 22 points back to within one point twice down stretch ... played at Georgetown in front of nearly 80 family and friends from nearby Baltimore, scored season-high 15 points ... scored five points against No. 15/25 DePaul, including two crucial free throws with seven seconds left to pull Irish within one; also forced turnover moments later that gave Irish a look at game-winning shot ... tallied six points with two assists and two steals vs. Providence ... collected seven points at Cincinnati ... chalked up nine points and four rebounds in victory over Marquette ... added nine points and four rebounds at No. 21/23 Syracuse ... had seven points at DePaul and came up with key deflection in final seconds as Blue Demons positioned for game-tying or winning shot ... fired in 14 points and tied season-best with seven rebounds in victory over South Florida ... credited with game-high three steals in regular-season finale at St. John's ... scored five points and grabbed three rebounds in 11 minutes during NCAA second-round win over No. 14/13 Oklahoma.

HIGH SCHOOL: Collected 17.9 points, 6.7 rebounds, 3.5 steals and 2.1 three-pointers per game during four-year career at McDonough School in Owings Mills, Md. ... ranked 96th in nation by *Blue Star Basketball* ... three-time all-state selection (2005, 2006, 2007) ... four-time IAAM A Conference All-Star choice (2004, 2005, 2006, 2007) ... four-time *Baltimore Sun* all-metro and all-county pick (first team final three seasons) ... second in school history with 1,825 career points ... averaged 17.3 ppg., 6.1 rpg., 2.5 spg. with .470 field goal percentage and .390 three-point mark as senior, leading team to first IAAM A Conference title game since 1999 ... team posted 83-23 (.790) record during her career ... also was standout prep lacrosse midfielder ... 2006 high school All-Tewaaraton Team ... two-

time honorable mention All-America (U.S. Lacrosse), IAAM A Conference All-Star and all-metro/all-county selection (2005, 2006) ... led team to IAAM A Conference championship game in 2006.

PERSONAL DATA: Daughter of Wendy and Bob Mallory, Jr. ... younger of two children ... fourth Maryland resident to play for Fighting Irish and first since Sherri Orlosky (Columbia/Atholton HS) graduated in 1994 ... earned her bachelor's degree in management-entrepreneurship from Notre Dame's top-ranked Mendoza College of Business in May 2011 ... named to BIG EAST All-Academic Team while pursuing graduate studies in 2012 ... earned certificate of merit for participation in Notre Dame's Rosenthal Leadership Institute in 2007-08 ... wore No. 22 at Notre Dame, joining a select group of former Fighting Irish player to sport that number, including Orlosky, Comalita Haysbert (a fellow Baltimore native) and NCAA career three-point percentage champion Alicia Ratay ... joined Notre Dame women's lacrosse team in April 2012 following completion of her basketball eligibility, playing in six games and scoring one goal while helping Fighting Irish earn NCAA Championship berth.





FRADERICA MILLER

Hometown: Atlanta, Ga.
High School: The Marist School

Guard 5-10 Class of 2012

MILLER'S CAREER HIGHS

Points: 11 vs. Arkansas-Pine Bluff (11/15/09)
Rebounds: 11 at Mercer (12/30/11)
Assists: 3, six times (MR: vs. Pittsburgh, 1/17/12)
Field Goals: 5 vs. Arkansas-Pine Bluff (11/15/09)
Field Goal Attempts: 8, twice (MR: vs. Longwood, 12/28/11)
Three-Point Field Goals: None
Three-Point Field Goal Attempts: None
Free Throws: 4, twice (MR: at Mercer, 12/30/11)
Free Throw Attempts: 6, twice (MR: at Mercer, 12/30/11)
Steals: 7 vs. Akron (11/11/11)
Blocked Shots: 1, four times (MR: at Mercer, 12/30/11)
Minutes Played: 27 at Mercer (12/30/11)

MISCELLANEOUS

Double-doubles	0
Double-figure scoring games	3
20-point games	0
Double-figure rebound games	2
5-assist games	0
5-steal games	6

OVERVIEW: Nicknamed "Fred" ... lightning-fast guard who made her biggest contributions at defensive end of the floor ... quick hands and aggressive presence caused problems for opposing ballhandlers, particularly in pressure situations ... speed also allowed her to be a valuable contributor in transition game ... athleticism and leaping ability gave her the versatility to play in the post or on the perimeter ... tough-minded player who fought through chronic injuries with strong work ethic and quiet leadership that made her a key supporting veteran on Notre Dame's 2011 and 2012 NCAA national finalist teams.

SENIOR SEASON (2011-12): Saw action in career-high 36 games, earning first two starting assignments along the way ... averaged 1.9 points and 1.3 steals per game, as well as career bests of 2.5 rebounds and 0.9 assists a night ... part of six-player Fighting Irish contingent that each registered

at least 45 steals ... scored in double figures twice ... had career-high seven steals in season opener vs. Akron ... posted second career double-figure scoring game with 10 points (plus six rebounds and four steals) in Preseason WNIT quarterfinal win over Indiana State ... sparked school record-tying 18-point second-half rally vs. No. 7/6 Duke by helping hold three starting Blue Devil guards (Shay Selby, Chloe Wells, Chelsea Gray) to a combined six points on 2-for-14 shooting with four turnovers in final 20 minutes ... matched career high with three assists vs. Marquette ... had first career "5-5-5" game in win over Longwood, chipping in 10 points, five rebounds, five steals and three assists ... made first career start in homecoming game at Mercer and nearly posted a double-double, coming away with career-high 11 rebounds and eight points in personal-best 27 minutes of action ... two steals and two assists at Cincinnati ... six rebounds and three steals vs. Villanova ... filled stat sheet against Providence with five points, five rebounds and two steals ... earned second career start on Senior Day against South Florida ... scored nine points (4-6 FG) in NCAA Championship first-round win over Liberty, posting her highest single-game scoring output in NCAA postseason play.

JUNIOR SEASON (2010-11): Played in 33 games (9.6 minutes per game) ... posted career high (or near-high) averages in scoring (1.9 ppg.), rebounding (2.1 rpg.) and steals (1.5 spg.) ... one of five Fighting Irish players with at least 45 steals (had 31 thefts in her first two seasons combined) ... if she played a full 40 minutes, she would have led the nation with 6.04 steals per game, nearly a full steal better than the next closest player ... nabbed three steals, two rebounds and two assists in season opener against New Hampshire ... nearly tallied first career "5-5-5" game with five points, five steals and four rebounds against Morehead State ... provided a huge spark while coming off the bench against Creighton with six boards, four points and three steals in 16

CAREER HONORS

2012: BIG EAST All-Academic Team. **2010:** BIG EAST All-Academic Team. **2009:** BIG EAST All-Academic Team.

minutes ... eight points, three assists and five steals at Valparaiso ... chalked up six points (4-4 FT), five rebounds and two steals in 23 minutes against Loyola Marymount ... against Southeast Missouri State, set or matched (then) career bests in rebounds (10), assists (3) and steals (5) ... registered two rebounds, two assists and one steal vs. Louisville ... nabbed four points, three steals and three boards in the win over Pittsburgh ... added two boards and one steal and an assist vs. No. 16/17 Georgetown ... registered two steals to aid win over No. RV/23 St. John's ... posted one steal and one assist in win vs. No. RV/25 Syracuse ... reached for three boards to top South Florida ... put up seven points, five rebounds and two steals against Seton Hall ... had basket, two rebounds and team-high three steals at No. 2 Connecticut ... recorded a steal and an assist against Cincinnati ... provided energy off the bench in BIG EAST title game against No. 1 Connecticut with five points, two rebounds and two steals in 12 minutes ... grabbed three steals in NCAA tournament opener at Utah ... snared three rebounds in round two of the NCAA tournament against Temple ... was great contributor in NCAA Sweet 16 win over No. 21/20 Oklahoma with six points and three boards ... helped harass Tennessee's Meighan Simmons to two points (1-11 FG, 0-5 3FG) in NCAA Elite Eight win over No. 4 Lady Vols ... played 10 minutes in NCAA national championship game against No. 7/8 Texas A&M, collecting four rebounds, two assists and a steal.

SOPHOMORE SEASON (2009-10): Appeared in 15 games, averaging 2.5 points, 2.0 rebounds and 1.1 steals per game ... enjoyed finest night of her career in season opener vs. Arkansas-Pine Bluff, logging personal bests in points (11), and field goals made-attempted (5-8), along with seven rebounds; was her first career double-digit scoring night (scored 17 points all of freshman year) ... provided spark off bench vs. Iowa with two points and three steals in 11 minutes ... collected four rebounds and first career blocked shot vs. South Carolina at Paradise Jam ... made the most of her 16 minutes vs. IPFW with six points, six

rebounds, two steals, two assists and one block ... nabbed five steals vs. Valparaiso, adding four points and four rebounds in 15 minutes ... had steal, assist and forced shot clock violation in lone minute late in first half of win over No. 18/16 Vanderbilt ... drove baseline for pretty reverse layup during five minutes of action at Purdue ... had two points (first two FT of season) and two steals in BIG EAST opener vs. Villanova ... underwent arthroscopic surgery Jan. 18 to repair meniscus injury in left knee (wound up missing final 15 regular season games) ... returned to action in BIG EAST second-round game vs. Louisville, playing six minutes while tallying two points and a rebound ... looked sharp in final two minutes of NCAA tournament first-round game vs. Cleveland State with four points, an offensive rebound and a steal.

FRESHMAN SEASON (2008-09):

Appeared in 23 games, averaging 0.7 points, 0.6 rebounds and 0.7 steals per game ... saw limited action in first two road games at No. 24/22 LSU and Boston College, notching a steal at BC ... scored first career points on breakaway layup and added a steal vs. Evansville ... played 10 minutes vs. Georgia Southern, chalking up two points and picking up a steal for third consecutive game ... had

steal and score in win at Eastern Michigan ... turned in best effort of career to date against Loyola-Chicago with personal bests of seven points (3-5 FG), five rebounds, three steals and two assists in 17 minutes ... gave Irish spark off the bench at No. 20/19 Vanderbilt with steal late in first half ... notched two points and two steals in four minutes at DePaul ... had two points and assist during nine minutes of action in victory over St. John's ... tied season high with two assists and added two steals in three minutes vs. Rutgers ... did not play vs. Cincinnati and No. 22/24 Pittsburgh (sprained right

foot) ... returned to action vs. No. 25 DePaul, playing three minutes and grabbing two rebounds ... aggressive defense produced two steals and two rebounds in six minutes vs. No. 10/12 Louisville, sparking team's second-half comeback ... collected a rebound in each of BIG EAST Championship appearances vs. St. John's and Villanova, adding assist against St. John's.

HIGH SCHOOL: Averaged 10.0 points, 8.0 rebounds and 3.5 steals per game during her four-year prep career at The Marist School in Atlanta, Ga., under the guidance of coach Kim Hixon ... 2008 all-state selection (second team - *Atlanta Journal-Constitution*; honorable mention - Georgia Sportswriters Association) ... in 2008, was named one of top 30 players in state of Georgia by *Atlanta Journal-Constitution* ... first-team all-metro choice in 2008 ... as a senior in 2007-08, averaged team highs of 11.8 points, 6.8 rebounds and 3.5 steals per game with a .494 field goal percentage for the War Eagles, who went 24-4 and were ranked second in the state's Class AAAA ... also posted four double-doubles in final prep season, nearly notching a triple-double on Feb. 2 vs. Blessed Trinity (17p, 10r, 9a) ... scored in double figures 16 times as a senior, including three 20-point outings (season-



MILLER'S CAREER STATISTICS

Season	GP-GS	Min.-Avg.	FG-FGA	Pct.	3FG-3FGA	Pct.	FT-FTA	Pct.	Off	Def	Tot	Avg	PF-DQ	A	T	B	S	Pts	Avg.
2008-09	23-0	32-4.0	8-11	.727	0-0	.000	1-5	.200	6	7	13	0.6	25-0	8	5	0	15	17	0.7
2009-10	15-0	118-7.9	16-23	.696	0-0	.000	5-10	.500	16	14	30	2.0	13-0	9	17	2	16	37	2.5
2010-11	33-0	318-9.6	22-51	.431	0-0	.000	19-32	.594	27	42	69	2.1	47-0	25	25	2	48	63	1.9
2011-12	36-2	451-12.5	27-66	.409	0-0	.000	15-26	.577	42	47	89	2.5	69-2	33	42	2	47	69	1.9
TOTALS	107-2	979-9.1	73-151	.483	0-0	.000	40-73	.548	91	110	201	1.9	154-2	75	89	6	126	186	1.7

MILLER IN THE BIG EAST CONFERENCE

Season	GP-GS	Min.-Avg.	FG-FGA	Pct.	3FG-3FGA	Pct.	FT-FTA	Pct.	Off	Def	Tot	Avg	PF-DQ	A	T	B	S	Pts	Avg.
2008-09	13-0	43-3.3	2-3	.667	0-0	.000	0-0	.000	2	4	6	0.5	10-0	5	2	0	7	4	0.3
2009-10	1-0	5-5.0	0-1	.000	0-0	.000	2-2	1.000	0	0	0	0.0	0-0	0	0	0	2	2	2.0
2010-11	15-0	130-8.7	7-20	.350	0-0	.000	6-12	.500	12	12	24	1.6	16-0	9	14	0	17	20	1.3
2011-12	15-1	191-12.7	6-23	.261	0-0	.000	2-4	.500	17	18	35	2.3	24-0	15	22	0	17	14	0.9
TOTALS	44-1	369-8.4	15-47	.319	0-0	.000	10-18	.556	31	34	65	1.5	50-0	29	38	0	43	40	0.9

high 21 points on Jan. 2 vs. Mays), and had eight double-digit rebounding nights, including a season-high 20 boards on Dec. 14 vs. Tucker ... helped Marist to 102-18 (.850) record during her career, along with back-to-back Class AAAA state title game appearances in 2006 and 2007 ... played AAU ball with FBC Georgia, where she was coached by Brian Harmon ... also competed in track & field during prep career, running sprints (100 meters, 200 meters, 400 meters) ... high school ranked 15th nationally in overall athletics excellence in 2005 by *Sports Illustrated*.

PERSONAL DATA: First name pronounced fruh-DARE-uh-kuh ... daughter of Melissa Stone-Miller ... served as president of Notre Dame's Student-Athlete Advisory Council (SAAC) for the 2011-12 academic year (second Fighting Irish women's basketball player in three years to hold the SAAC presidency, following Erica Williamson's tenure in 2009-10) ... member of Fellowship of Christian Athletes ... graduated in May 2012 from Notre Dame's top-ranked Mendoza College of Business with her bachelor's degree in accounting, while earning a second degree in film, television & theater ... dean's list honoree in spring 2009 with 3.667 semester grade-point average ... three-time selection to BIG EAST All-Academic Team (2009, 2010, 2012) ... earned certificate of merit for participation in Notre Dame's Rosenthal Leadership Academy in 2010-11 and 2011-12 ... wore No. 12 during her Notre Dame career, a jersey number previously worn by (among others) two-time All-American Katryna Gaither, Danielle Green and Teresa Borton ... now works in the Atlanta offices of Deloitte (internationally-renowned financial consulting/auditing firm) as a private company services specialist.





NATALIE NOVOSEL

Hometown: Lexington, Ky.
High School: Lexington Catholic

Guard 5-11 Class of 2012

NOVOSEL'S CAREER HIGHS

Points: 32 vs. South Florida (2/25/12)
Rebounds: 9 vs. California (3/20/12)
Assists: 6, three times (MR: vs. Indiana State, 11/13/11)
Field Goals: 9 vs. South Florida (2/25/12)
Field Goal Attempts: 24 at Kentucky (11/21/10)
Three-Point Field Goals: 4 vs. West Virginia (3/5/12)
Three-Point Field Goal Attempts: 7 at Kentucky (11/21/10)
Free Throws: 18 vs. California (3/20/12)
Free Throw Attempts: 20 vs. California (3/20/12)
Steals: 7 vs. New Hampshire (11/12/10)
Blocked Shots: 2, five times (MR: at Georgetown, 1/10/12)
Minutes Played: 41 vs. Connecticut (4/1/12)

MISCELLANEOUS

Double-doubles	0
Double-figure scoring games	79
20-point games	18
30-point games	1
5-assist games	10
5-steal games	3

OVERVIEW: Nicknamed "Nasty" by her high school teammates for her sharpshooting prowess, slick passing and playmaking abilities ... multi-talented athletic wing who made significant impact for the Fighting Irish at both ends of the court ... known for her impressive work ethic, ultra-competitive desire and quiet confidence ... incredibly tough and durable player who did not miss a game in her career, starting final 78 contests ... upon graduation, ranked among the top 10 on six Fighting Irish statistical charts — games played (2nd - 144), free throws made (2nd - 464), free throws attempted (2nd - 588), three-point percentage (5th - .392), points (9th - 1,569) and double-figure scoring games (9th - 79), while her 27-game streak of scoring in double digits (crossing from her junior to senior years) is second-longest in school history ... offered exceptional leadership, fostering "never-say-die" attitude that served her well with ability to rise up time and again in clutch situations ... had a hand in five game-winning, go-ahead or game-tying baskets in the final 30 seconds of regulation or overtime during her career, most notably an offensive

rebound and reverse layup putback with 4.6 seconds left in regulation of 2012 NCAA Women's Final Four semifinal against No. 3 Connecticut, forcing overtime where Fighting Irish prevailed for third time in four games against the Huskies in 2011-12 (and third victory over Connecticut in as many Final Four matchups) ... after going 8-of-30 (.267) from three-point line in her first two seasons, shot 75-of-182 (.412) from distance in her final two seasons ... worked her way up from supporting role as freshman and sophomore to take main stage, proving to be the model for hard work, dedication and development ... blended perfectly in Notre Dame's motion and transition offenses with quickness, ballhandling and creative passing skills ... possessed a scorer's mentality with mix of polished perimeter shooting and an unmatched knack for getting to the rim and drawing contact ... size and agility also presented unique matchup challenge for defenders ... on defense, aggressiveness and court vision made her major asset in traps and presses ... was selected in first round of 2012 WNBA Draft with the No. 8 overall selection by the Washington Mystics, joining Devereaux Peters in giving Notre Dame multiple first-round WNBA picks in the same draft year for the first time.

SENIOR SEASON (2011-12): Matched her own school record (shared with many others) with 39 starts ... led BIG EAST in three-point field goal percentage (.411; 10th-best single-season mark in school history) and ranked second in free throw percentage/.57th in nation (career-high .829) ... sixth in BIG EAST in scoring at career-high 15.2 points per game ... scored in double figures in team high-tying 32 games ... ranked second on team with 11 20-point games ... also averaged career-high 4.1 rpg. ... tallied 1,000th career point on a free throw in second half of win over Indiana State ... scored 20 points against Hartford on near-perfect shooting (6-7 FG, 2-2 3FG, 6-6 FT) ... had (then) career-high 28-point outburst (11-15 FT) with five rebounds at No. 1 Baylor in Preseason WNIT final ... good for 17 points (11-14 FT) against USC ... added 15 points vs. No. 7/6 Duke in the Junkanoo Jam title game, while also banking in the game-winner from the foul line at the buzzer to cap school-record tying 18-point second-half comeback by Irish ... totaled 14 points against Penn ... had 17 points (6-8 FG, 5-5

CAREER HONORS

2012: WNBA First-Round Draft Pick (eighth overall - Washington Mystics) ... State Farm Coaches' All-America Team (*honorable mention*) ... Associated Press All-America Team (*honorable mention*) ... Lowe's Senior CLASS Award All-America Team ... First-Team All-BIG EAST ... Junkanoo Jam Most Valuable Player ... NCAA Raleigh Regional All-Tournament Team ... Preseason WNIT All-Tournament Team ... BIG EAST Player of the Week (Dec. 19) ... BIG EAST All-Academic Team. **2011:** State Farm Coaches' All-America Team (*honorable mention*) ... BIG EAST Most Improved Player ... First-Team All-BIG EAST ... WBCA Classic Most Valuable Player ... NCAA Dayton Regional All-Tournament Team ... BIG EAST Championship All-Tournament Team ... State Farm Holiday Hoops Classic All-Tournament Team. **2009:** BIG EAST All-Freshman Team ... BIG EAST Freshman of the Week (Dec. 29, Jan. 12).

FT) at Creighton ... chalked up 11 points in 11 minutes vs. Marquette ... posted 17 points with five rebounds at No. 12 Purdue ... scored team-high 23 points (7-13 FG, 8-8 FT) against No. 8/7 Kentucky ... 12 points and three assists came in a home rout of Central Florida ... had 11 points, including trio of triples vs. Longwood ... 13 points and five rebounds at Mercer, followed by a 13-point output at Seton Hall ... totaled 20 points, three assists, three steals and sank 10 of 11 free throw attempts (6-6 FT in overtime) during a home win over No. 2 Connecticut ... filled the box score against No. 18/17 Georgetown with 21 points, seven rebounds, five assists, two steals and matched a career-best with two blocks ... made 7-11 FG at Cincinnati (including first six of the game, along with 2-2 3FG and 5-5 FT) for game-high 21 points ... hit 6-of-6 free throws and scored 10 points vs. Villanova ... scored 15 points at St. John's ... fired in a trio of three-pointers while going 8-for-12 from the field vs. No. RV/23 DePaul, finishing with a team-high 21 points while adding five assists ... tallied 16 points and three steals vs. West Virginia despite being weakened by illness ... scored career-high 32 points (9-16 FT, 12-12 FT) in Senior Day victory over South Florida ... scored team-high 21 points with eight rebounds in win at No. 4 Connecticut ... posted 16 points, seven rebounds and three assists in BIG EAST quarterfinal win over No. RV/23 DePaul ... tallied game-high 18 points (career-high 4-4 3FG; only third time that had been achieved in tournament history) in BIG EAST semifinal win over No. 25 West Virginia ... scored 12 points in NCAA Championship first-round win over Liberty ... key catalyst in NCAA second-round victory over California with game-high 28 points and career-best nine rebounds — also converted 18 free throws (on 20 attempts), setting new NCAA tournament record (old mark was set in 1989) and

tying school and Purcell Pavilion records for free throws made in a single game ... led the team with 16 points in NCAA Raleigh Regional semifinal win over No. 21/25 St. Bonaventure ... scored 14 points and brought down six rebounds in NCAA Raleigh Regional final victory over No. 5 Maryland ... scored game-high 20 points to go along with seven rebounds and four assists in NCAA national semifinal victory over No. 3 Connecticut (offensive rebound and reverse layup with 4.6 seconds to go in regulation sent game to overtime).

JUNIOR SEASON (2010-11): Tied school record by starting all 39 games ... led team in scoring (15.1 ppg), more than tripling her scoring average from the previous season (588 points compared to 390 points in first two years combined) ... scored in double figures 33 times, second-highest total in school history ... posted seven 20-point games (career high had been 19 points entering the season) ... set school record with 183 free throws made, while 232 foul shots attempts were second-most in school history ... also tops on team in three-point percentage (career-high .413) and second in steals (1.9 spg) ... dropped in 11 points and swiped career-high seven steals in season opener against New Hampshire ... chalked up 13 points, including 6-of-8 FT in 15 minutes against Morehead State ... enjoyed solid night against No. 15 UCLA with 19 points in 39 minutes; hit two big shots in final 1:15 of regulation to give Fighting Irish four-point lead, as well as putback with 8.6 seconds left in first OT that nearly stood up as game-winner ... in front of her hometown crowd, collected 21 points, eight rebounds and career-high two blocks at No. 9/10 Kentucky ... averaged a team-high 18.3 ppg while going 18-of-22 from the charity stripe during the WBCA Classic en route to being named tournament MVP ... back-to-back 20-point efforts against Wake Forest (23) and Butler (20) ... stretched her streak of

contests with 10+ points to eight games after tallying 12 points at No. 2/3 Baylor ... tied for game-high honors with 16 points (6-12 FG) during home win over Purdue ... contributed 11 points against Creighton ... steadied the Irish against Valparaiso with a game-high 18 points on 6-of-7 shooting with four steals ... made State Farm Holiday Hoops Classic All-Tournament Team after averaging 17.5 ppg. and shooting .667 from floor (10-15) in tourney ... poured in 27 points (8-11 FG, 2-2 3FG, 9-9 FT) in win over Gonzaga ... dropped in 14 points (10 in second half) and snagged seven boards at Marquette ... had 16 points, five rebounds and five assists in tight home loss to No. 2 Connecticut; hit acrobatic go-ahead basket in lane with 30.3 seconds left that was poised to be game-winner ... mimicked her UConn performance with 12 points, five rebounds and five assists in the win over Louisville ... netted 15 points (6-8 FT) at Pittsburgh ... dropped in 19 points (6-8 FG, 2-2 3FG) vs. No. 16/17 Georgetown ... made her presence known with 14 points and four steals against No. RV/23 St. John's



... knocked down 11 points (5-5 FT) at Villanova ... good for 13 points, seven boards and three steals in the win over No. RV/25 Syracuse ... finished strong at

South Florida with game-high 19 points (12 in second half), and also grabbed eight rebounds ... had solid performance in win over Seton Hall, posting game-high 16 points (6-8 FG) for 10th consecutive double-digit scoring game ... dropped in 18 points (5-10 FG) at No. 2 Connecticut ... netted game-high 22 points (7-13 FG, 8-8 FT) and snatched seven rebounds in victory at No. 19/18 West Virginia ... added 11 points and three steals in home finale against Cincinnati ... scored 17 points (11 in second half) while registering seven rebounds and two steals at No. 12/11 DePaul; assisted on Devereaux Peters' go-ahead layup with 30 seconds left ... netted 17 points (8-8 FT), five rebounds and three steals in the BIG EAST final against No. 1 Connecticut ... logged 20 points, four rebounds and four assists in NCAA first-round win at Utah (had 20 points combined in first four NCAA postseason games) ... shared team-high scoring honors with 17 points in NCAA second-round victory over Temple; also made all three of her three-point attempts, tying school's NCAA tournament record ... had 15 points and seven rebounds in NCAA Sweet 16 victory over No. 21/20 Oklahoma ... made big impact in NCAA Elite Eight win over No. 4 Tennessee with 17 points, four rebounds and five assists ... helped steer Irish past No. 1 Connecticut in NCAA Final Four with 22 points, including clutch three-pointer with 7:38 left that capped critical second-half run ... dodged foul trouble in NCAA national championship game against No. 7/8 Texas A&M, scoring 14 points.

SOPHOMORE SEASON (2009-10):

Appeared in all 35 games, making the first four starts of her career ... averaged 5.0 points, 2.2 rebounds per game ... ranked fourth on team in steals (47; 1.34 spg.) ... had one "5-5-5" game ... made first career start in season opener vs. Arkansas-

NOVOSEL'S CAREER STATISTICS

Season	GP-GS	Min.-Avg.	FG-FGA	Pct.	3FG-3FGA	Pct.	FT-FTA	Pct.	Off	Def	Tot	Avg	PF-DQ	A	T	B	S	Pts	Avg.
2008-09	31-0	638-20.6	74-150	.493	1-10	.100	65-90	.722	44	45	89	2.9	57-0	47	60	3	45	214	6.9
2009-10	35-4	527-15.1	59-138	.428	7-20	.350	51-67	.761	26	51	77	2.2	48-0	61	60	7	47	176	5.0
2010-11	39-39	1102-28.3	187-414	.452	31-75	.413	183-232	.789	47	110	157	4.0	64-1	75	102	11	75	588	15.1
2011-12	39-39	1051-26.9	191-455	.420	44-107	.411	165-199	.829	51	108	159	4.1	60-2	77	92	14	48	591	15.2
TOTALS	144-82	3318-23.0	511-1157	.442	83-212	.392	464-588	.789	168	314	482	3.3	229-3	260	314	35	215	1569	10.9

NOVOSEL IN THE BIG EAST CONFERENCE

Season	GP-GS	Min.-Avg.	FG-FGA	Pct.	3FG-3FGA	Pct.	FT-FTA	Pct.	Off	Def	Tot	Avg	PF-DQ	A	T	B	S	Pts	Avg.
2008-09	16-0	341-21.3	42-85	.494	0-1	.000	34-48	.708	22	22	44	2.8	34-0	28	30	2	29	118	7.4
2009-10	16-0	233-14.6	28-61	.459	2-5	.400	16-21	.762	10	18	28	1.8	16-0	23	23	2	13	74	4.6
2010-11	16-16	470-29.4	73-169	.432	8-22	.364	77-102	.755	19	48	67	4.2	22-0	31	38	4	29	231	14.4
2011-12	16-16	440-27.5	80-182	.440	20-43	.465	60-67	.896	20	47	67	4.2	25-0	39	38	7	15	240	15.0
TOTALS	64-32	1484-23.2	223-497	.449	30-71	.423	187-238	.786	71	135	206	3.2	97-0	121	129	15	86	663	10.4

Pine Bluff, tallying 10 points, career-high six assists and four steals ... tossed in eight points and added five steals in win over Iona ... chalked up eight points off the bench in win over No. 20/17 Oklahoma at Paradise Jam ... played season-high 32 minutes vs. Eastern Michigan, tying (then) career best with eight rebounds, while adding seven points and five assists (her first career "5-5-5" game) ... returned to double digits in scoring column vs. IPFW (10 points), along with six rebounds and four assists ... notched season-high 12 points, plus four assists and three steals against Valparaiso ... had eight points (6-6 FT) and four steals against Charlotte ... added eight points and three steals at UCF ... had productive BIG EAST opener vs. Villanova with six points and two steals ... matched season high with 12 points (5-7 FG, 1-1 3FG) against South Florida, including seven in 19-3 second-half run ... made impact at defensive end of court at Louisville, fueling 16-4 run to end first half with three points and a steal ... important contributor in win over No. 16/11 West Virginia with eight points (3-4 FG), including four in game-changing 16-3 second-half run ... ignited Notre Dame attack against Providence with season-high 12 points (4-7 FG), game-high five assists and four rebounds in 20 minutes ... provided spark off bench vs. Pittsburgh with six points (3-4 FG) and three assists ... made most of her minutes in win over DePaul with eight points (4-6 FG) and three assists ... solid contributor in 15 minutes at Seton Hall with six points (2-3 FG) and four rebounds ... had career-high six assists and added four steals in BIG EAST second-round win over Louisville ... turned in perfect shooting day in NCAA first-round win over Cleveland State, finishing with seven points (2-2 FG, 1-1 3FG, 2-2 FT), four rebounds and three assists ... provided tough defense off the bench that helped fuel rally from early 10-point deficit in NCAA second-round victory over Vermont; finished with six points and three rebounds in 13 minutes ... had four points (4-4 FT) in NCAA Sweet 16 game against Oklahoma, including two free throws, one rebound and one assist during 10-1 second-half run that gave Fighting Irish the lead.

FRESHMAN SEASON (2008-09):

Played in all 31 games, averaging 6.9 points and 2.9 rebounds per game ... second on team with 45 steals (1.5 spg.), while .493 field goal percentage was tops among everyday players ... in BIG EAST play, ranked 10th in league with 1.8 steals per game ... made college debut in State Farm Tip-Off Classic at No. 24/22 LSU, playing 17 minutes and notching two points and two rebounds ... tallied six points and season-high four assists vs. Evansville ... tossed in seven points at Boston College ... added seven

points (5-6 FT) and four rebounds against Georgia Southern ... led the way to victory at Eastern Michigan with game-high 18 points, eight rebounds and four assists in 33 minutes ... shared game-high scoring honors against Loyola-Chicago with 13 points, while adding three assists and three steals ... posted second consecutive double-figure scoring game at Charlotte, coming off bench to notch 12 points and four steals ... registered first perfect shooting game of her career in BIG EAST debut at Seton Hall, dodging foul trouble to score eight points (3-3 FG, 2-2 FT) in 17 minutes ... chalked up 18 points and seven rebounds in 22 minutes at DePaul ... collected 12 points against Georgetown ... credited with 10 points, four rebounds and four steals at Marquette ... paced Irish against Rutgers with season-best 19 points ... tallied eight points and four rebounds at No. 22/24 Pittsburgh ... sparked off the bench against No. 10/12 Louisville with 17 points, season-high-tying four assists and four steals; scored nine points during 12-2 second-half run that put Irish in position to win down the stretch ... notched six points and season-high five steals at Providence ... had nearly perfect shooting day in BIG EAST tournament debut vs. St. John's, scoring 15 points (6-7 FG, 3-3 FT) in second-round win.

HIGH SCHOOL: Logged career averages of 14.0 ppg., 6.8 rpg., 3.7 spg., and 2.8 apg. at Lexington Catholic High School in Lexington, Ky. ... helped pace Knights to outstanding 130-11 (.922) record during her final four years on the LCHS varsity (began playing on varsity as eighth-grader) for coaches Greg Todd and Jeff Hans ... led team to state championships in 2005 and 2006 ... ranked 32nd in nation by *All-Star Girls Report* ... ranked 43rd in nation/four-star player (13th among guards) by ESPN Hoopgurlz ... ranked 47th in nation by *Blue Star Basketball* ... ranked 71st in nation (11th among off-guards) by *Dan Olson Collegiate Girls Basketball Report* ... two-time *Street & Smith's* preseason honorable mention All-American ... one of top three vote-getters for 2008 Kentucky Miss Basketball ... three-time all-state selection (unanimous first team pick in 2008; top vote-getter in balloting by *Lexington Herald-Leader*) ... four-time all-city pick ... MVP of 2006 Kentucky 11th Region Tournament, 2006 Fifth Third Bank Kentucky Holiday Classic and 2007 Lexington Catholic Holiday Classic ... averaged 19.9 ppg. and 9.1 rpg. as a senior, sparking team to 29-5 record and berth in regional title game for fourth consecutive season ... selected to try out for 2008 Kentucky All-Star Team, but opted to forgo selection in order to allow minor knee injury to heal completely and prepare for summer classes at Notre Dame ... as junior in 2006-07, averaged 17.9 ppg., 8.5

pgg., 4.4 apg., 3.8 spg., .583 FG% (13th in state), .787 FT% (20th in state) while team compiled 30-4 record before being upset in regional title game ... as sophomore in 2005-06, averaged 12.4 points and 6.1 rebounds per game and helped team to 35-1 record with No. 3 ranking in *USA Today* Super 25 poll (highest ever for a Kentucky school) ... team posted 36-1 record in 2004-05 and was ranked as high as sixth in *USA Today* Super 25 poll ... ranks fourth in school history for career points (2,103) and one of five players in LCHS history with 2,000 points and 1,000 rebounds (1,021 boards) in career ... also holds school record with 561 steals ... also played for high-powered Tennessee Flight Silver AAU squad that won a pair of titles in summer of 2007 — prestigious End of the Trail tournament in Oregon City, Ore. (Novosel canned two free throws with six seconds left to seal semifinal win), and Midwest Showdown in Mason, Ohio ... AAU squad also tied for third at Boo Williams Invitational.

INTERNATIONAL COMPETITION:

Made USA Basketball debut in summer of 2011 with USA World University Games Team (joined by Notre Dame teammates Skylar Diggins and Devereaux Peters), helping the American side to a 6-0 record and the gold medal at World University Games in Shenzhen, China ... was one of the "glue" players for the United States, starting all six games and doing a bit of everything, winding up with 4.5 points, 3.3 rebounds and 1.6 steals per game, the latter total ranking fourth on the team.

PERSONAL DATA:

Last name pronounced KNOV-vuh-sell ... parents are Jaine and Nick Novosel ... one of three children, all of whom have played college basketball ... older sister, Shannon played at University of Evansville from 2005-09, while twin brother, Nathan played at NCAA Division III University of Rochester (N.Y.) from 2008-12 ... first Notre Dame women's basketball player ever to come from state of Kentucky ... matriculated from same high school as former Fighting Irish men's basketball standout David Graves (1999-2002) ... graduated in May 2012 from Notre Dame's College of Arts and Letters with her bachelor's degree in anthropology ... earned certificate of merit for participation in Notre Dame's Rosenthal Leadership Academy in 2010-11 ... among a storied collection of former Fighting Irish players who wore No. 21 including all-time scoring leader (and current Notre Dame associate coach) Beth Morgan (Cunningham) and two-time All-America forward Jacqueline Batteast ... in addition to domestic pro career with the WNBA's Washington Mystics, spending 2012-13 winter season playing professionally in Romania.



DEVEREAUX PETERS

Hometown: Chicago, Ill.

High School: Fenwick

Forward 6-2 Class of 2011

CAREER HONORS

2012: WNBA First-Round Draft Pick (third overall - Minnesota Lynx) ... State Farm Coaches' All-America Team (*honorable mention*) ... Associated Press All-America Team (*honorable mention*) ... BIG EAST Defensive Player of the Year ... WBCA National Defensive Player of the Year Finalist ... First-Team All-BIG EAST ... BIG EAST Championship All-Tournament Team ... BIG EAST Player of the Week (Jan. 23). **2011:** State Farm Coaches' All-America Team (*honorable mention*) ... BIG EAST Defensive Player of the Year ... First-Team All-BIG EAST ... State Farm Holiday Hoops Classic Most Valuable Player ... NCAA Women's Final Four All-Tournament Team ... WBCA Classic All-Tournament Team. **2008:** BIG EAST All-Freshman Team.

PETERS' CAREER HIGHS

Points: 23 vs. New Hampshire (11/12/10)
Rebounds: 18 vs. South Florida (2/25/12)
Assists: 6, twice (MR: vs. Tennessee, 1/23/12)
Field Goals: 11 vs. New Hampshire (11/12/10)
Field Goal Attempts: 17 at Purdue (12/10/11)
Three-Point Field Goals: None
Three-Point Field Goal Attempts: 1 at Syracuse (1/30/10)
Free Throws: 8 at Richmond (1/2/08)
Free Throw Attempts: 10, twice (MR: vs. Syracuse, 2/1/11)
Steals: 7 vs. Villanova (1/16/08)
Blocked Shots: 7 vs. California (3/20/12)
Minutes Played: 40 vs. Connecticut (4/1/12)

MISCELLANEOUS

Double-doubles	23
15-point/15-rebound games	4
Double-figure scoring games	70
20-point games	6
Double-figure rebound games	30
15-rebound games	7
5-block games	8
5-steal games	3

Freeman (2009-10 and 2011-12) ... first Fighting Irish player to register 1,000 points, 500 rebounds, 200 blocks, 200 steals and 200 assists in her career ... at time of her graduation, appeared in the top 10 on five of Notre Dame's career statistical lists — blocked shots (2nd - 227), rebounds (5th - 937), field goal percentage (7th - .550), steals (9th - 222) and double-doubles (9th - 23) ... also departed 17th in school history with 1,319 career points ... was selected in first round of 2012 WNBA Draft with the third overall selection (highest in school history; first lottery pick) by the defending league champion Minnesota Lynx ... joined Natalie Novosel in giving Notre Dame multiple first-round WNBA Draft selections in the same year for the first time ... as a rookie in 2012, was key contributor off the bench for Minnesota, helping Lynx to second consecutive WNBA Western Conference title and league's best record before falling in WNBA Finals to Indiana.

FIFTH-YEAR SENIOR SEASON (2011-12):

Equaled own school record (also held by many others) with 39 starts ... only player in country (and just the second since 2001-02) to register 75 blocks, 75 steals and 75 assists in a single season — other to accomplish this was Tennessee's Candace Parker in 2007-08 (Duke's Damian Saunders was only men's player to have a 75-75-75 season in last 10 years, doing so in 2009-10) ... 363 total rebounds were second-most for one season in school history (368 by Katrina Gaither in 1996-97) ... only BIG EAST player to rank among top 10 in conference in the three major defensive categories this season — first in rebounding/42nd in nation (9.3 rpg.) third in blocked shots/40th in nation (2.0 bpg) and 10th in steals (2.0 spg.) ... second in BIG EAST in double-doubles (career-high 12; league-leading five in conference play), 26th in scoring (11.8 ppg.) and fifth in field goal percentage (.544) ... had three other games where she missed a double-double by one point or one rebound ... registered four games with 15 points & 15 rebounds and seven 15-rebound games (both tying school records first set in 1977-78) ... won BIG EAST regular-season rebounding title (10.9 rpg.), the first Notre Dame player to do so since Ruth Riley in 1999-2000 ... scored in double figures 25 times ... grabbed six of eight rebounds on offensive glass against Hartford ... dodged foul trouble to collect eight points and seven rebounds vs. USC ... hit six of nine shots and made each of her four free throws for 16 points in a home win over Penn ... nearly notched a double-double at Creighton with 10 points and nine rebounds, reversing those numbers one game later vs. Marquette with nine points and 10 rebounds ... chalked up first double-

double of season with 16 points and game-high 11 rebounds at No. 12 Purdue ... second consecutive double-double came in home win against No. 8/7 Kentucky after collecting 13 points, 13 rebounds and three blocks ... piled up 11 points, seven rebounds and two steals vs. Central Florida ... joined Notre Dame's 1,000-Point Club while nabbing third double-double in four outings after posting 19 points and 10 rebounds vs. Longwood ... eight points and 10 rebounds with three steals at Seton Hall ... outstanding all-around performance in overtime win against No. 2 Connecticut with nine points, seven rebounds, five assists and two steals ... posted 10 points and eight rebounds in a road win at No. 18/17 Georgetown ... went for 17 points (8-12 FG) at Cincinnati to go along with six rebounds ... set pace in dominating win over Pittsburgh with 20 points (9-13 FG) in just 18 minutes ... posted 19 points against Villanova, including 17 in the first half when she single-handedly outscored the Wildcats, 17-16 to earn BIG EAST Player of the Week (Jan. 23) honors ... logged fourth double-double of season behind 16 points, 16 rebounds and career-best six assists vs. No. 7/9 Tennessee (first Notre Dame player since January 2009 with 15 points and 15 rebounds in a game) ... second consecutive double-double came in the form of an 18-point, 15-rebound outing at St. John's to become the first Irish player to post consecutive 15-point/15-rebound games since Letitia Bowen in 1992 (added five blocks and four steals against the Red Storm) ... dominated No. 13/14 Rutgers with 17 rebounds along with 15 points, making her first Fighting Irish player to record three consecutive double-doubles since Jacqueline Batteast in 2004 NCAA Championship; third straight 15-rebound game was feat that no Notre Dame player had accomplished since Feb. 16-24, 1979, when Jane Politiski did so in the program's AIAW Division III era ... good for 11 points, three blocks and two steals with seven rebounds vs. No. RV/23 DePaul ... notched another double-double with season-high 21 points and 16 boards (plus four blocks) at Syracuse ... matched (then) career-best marks vs. West Virginia in rebounds (17) and blocks (6) ... recorded eighth double-double of season with game-high 19-point,

OVERVIEW: Joins current Notre Dame assistant coach Niele Ivey as two of the most remarkable stories of injury rehabilitation and success in Fighting Irish athletics history (let alone women's basketball) ... like Ivey, Peters endured two ACL injuries (and three related surgeries), which caused her to miss large portions of her first three seasons at Notre Dame ... nicknamed "Dev", she was known for her passion and intensity on the court and friendly, outgoing attitude off the court ... had the ability to change game on offense with her quickness and versatility, ability to beat opponents off the dribble or face up and hit the mid-range jumper ... ran the floor extremely well for player of her size (not to mention one coming off three knee surgeries), making her an important asset in transition ... on defense, her massive 77-inch (6-foot-5) wingspan helped make for an extremely disruptive presence, both in the press and on the back line in half-court situations ... agility allowed her to elevate quickly for rebounds and blocked shots ... only fourth player in 10-year period (2001-02 through 2011-12) to have multiple seasons with 60 blocks, 60 steals and 60 assists, joining Tennessee's Candace Parker (2006-07 and 2007-08), Minnesota's Janel McCarville (2003-04 and 2004-05) and Appalachian State's Anna

11-rebound effort against Providence ... tallied 10 points, nine rebounds and two blocks in win at No. 16 Louisville ... set career high in rebounds (18) and scored 17 points in Senior Day victory over South Florida ... tallied school record-tying seventh 15-rebound game of season and scored nine points in win at No. 4 Connecticut that clinched BIG EAST regular-season title ... finished with double-double (16 points, 12 rebounds) in BIG EAST Championship quarterfinal victory over No. RV/23 DePaul, adding (then) career high-tying six blocks and three steals ... scored 11 points and had three blocks in BIG EAST semifinal win over No. 25 West Virginia ... posted seven points and game-high 11 rebounds in BIG EAST title game at No. 4 Connecticut ... tallied 10 points in NCAA Championship first-round win over Liberty ... filled every corner of stat sheet in NCAA second-round win over California with 11 points, game-high 14 rebounds, career-high seven blocks and game-high five assists ... registered another double-digit rebound effort in postseason play by bringing down 10 rebounds in NCAA Sweet 16 victory over No. 21/25 St. Bonaventure ... tallied yet another double-double performance in a career-high 40 minutes in NCAA Final Four overtime victory against No. 3 Connecticut (17 points, 12 rebounds, four blocks) — was her fifth double-double in final 11 NCAA tournament games, dating back to 2010-11 season.

SENIOR SEASON (2010-11): Tied school record by starting all 39 games ... ranked third on team in scoring (career-high 11.9 ppg.) and tops in rebounding (career-high 7.5 rpg.), blocks (1.7 bpg.; 68 total), field goal percentage (.593; fifth in nation) and double-doubles (10) ... fourth in steals (1.7 spg.; 66 total) ... only player in the nation with 65 blocks and 65 steals on the season ... joined Connecticut's Maya Moore as the only players to rank in top 15 in BIG EAST in three major defensive categories of rebounds, blocks and steals ... made big splash in season opener vs. New Hampshire with career-high 23 points (career-high

11 FGM on 13 FGA), eight rebounds, four steals and two blocks in only 16 minutes for her first career "point-a-minute" game ... recorded three consecutive double-digit scoring performances at the WBCA Classic while shooting .652 from the floor — also drained each of her 11 free throws and pulled down 18 rebounds during the three-game stretch ... one of her two blocks at No. 2/3 Baylor was a second-half rejection of 6-foot-8 Brittney Griner, the first time she was stuffed during her college career ... had career-high six assists vs. Creighton ... rejected four shots at Valparaiso ... earned State Farm Holiday Hoops Classic MVP honors after averaging 13.0 points, 8.0 rebounds, 2.5 blocks and 2.5 steals with .684 FG% (13-19) in two-game event ... rang up second career double-double with 10 points,

10 rebounds against Gonzaga ... delivered 16 points (8-9 FG), six rebounds and five steals vs. Loyola Marymount (first "5-5-5" game of year) ... grabbed season-high 13 rebounds and scored 11 points in just 14 minutes against Southeast Missouri State ... drained 9-of-12 shots for game-high 18 points vs. Marquette, while also registering eight boards, two blocks and four steals ... added third double-double of the season (17 pts., 11

rebs.) with four swats against No. 2 Connecticut ... scored 14 points (7-9 FG) vs. Louisville ... nabbed fourth double-double (15 pts., 10 rebs.) at Pittsburgh ... grabbed 12 boards vs. No. 16/17 Georgetown ... piled up 14 points, 10 rebounds (fifth double-double) and season-high five blocked shots in win over No. RV/23 St. John's — her second "5-5-5" game of season ... netted 20 points (4-4 FT) while charting nine boards and four steals at Villanova ... tallied 15 points and 11 boards against No. RV/25 Syracuse to register her sixth double-double ... added 10 points and five boards against Seton Hall ... hit 20-point mark for third time on the season with game-high 21 points against Rutgers, while also registering six rebounds, two blocks and four steals ... dodged foul trouble to grab game-high eight rebounds in 21 minutes at No. 2 Connecticut ... dropped in 8-of-10 shots for 16 points in win at No. 19/18 West Virginia; also had five rebounds and three blocks ... registered 12 points and 10 rebounds for her seventh double-double of season against Cincinnati ... netted 15 points, eight rebounds, three blocks and two steals in 37 minutes at No. 12/11 DePaul; converted layup with 30 seconds left to give Fighting Irish one-point lead ... piled up 19 points, nine rebounds, six blocks and three steals against Louisville in BIG EAST quarterfinal — her third "5-5-5" game of the season ... had 15 points, nine rebounds and two blocks in BIG EAST semifinal win over No. 9/13 DePaul ... collected 12 points, six rebounds and four blocks in NCAA first round win at Utah ... racked up eighth double-double of season (first in NCAA tournament play) with 17 points and team-high 12 rebounds in second-round win over Temple ... collected her ninth double-double (17 points, 13 rebounds) in NCAA Sweet 16 win over No. 21/20 Oklahoma; also posted four assists, three blocks and four steals ... despite foul trouble in NCAA Elite Eight win over No. 4 Tennessee, still tal-



PETERS' CAREER STATISTICS

Season	GP-GS	Min.-Avg.	FG-FGA	Pct.	3FG-3FGA	Pct.	FT-FTA	Pct.	Off	Def	Tot	Avg	PF-DQ	A	T	B	S	Pts	Avg.
2007-08	23-2	468-20.3	82-157	.522	0-0	.000	42-56	.750	57	72	129	5.6	78-5	23	40	45	39	206	9.0
2008-09	3-1	61-20.3	11-16	.688	0-0	.000	0-3	.000	3	10	13	4.3	6-0	5	4	6	5	22	7.3
2009-10	25-0	455-18.2	67-139	.482	0-1	.000	33-60	.550	48	91	139	5.6	69-0	27	30	30	34	167	6.7
2010-11	39-39	953-24.4	195-329	.593	0-0	.000	75-103	.728	128	165	293	7.5	96-3	63	71	68	66	465	11.9
2011-12	39-39	936-23.9	186-342	.544	0-0	.000	87-130	.669	144	219	363	9.3	102-3	83	88	78	78	459	11.8
TOTALS	129-81	2882-22.3	541-983	.550	0-1	.000	237-352	.673	380	557	937	7.3	351-11	201	233	227	222	1319	10.2

PETERS IN THE BIG EAST CONFERENCE

Season	GP-GS	Min.-Avg.	FG-FGA	Pct.	3FG-3FGA	Pct.	FT-FTA	Pct.	Off	Def	Tot	Avg	PF-DQ	A	T	B	S	Pts	Avg.
2007-08	9-2	161-17.9	30-58	.517	0-0	.000	22-29	.759	18	34	52	5.8	37-4	8	15	13	16	82	9.1
2008-09	Did not play (injured)																		
2009-10	16-0	297-18.6	42-84	.500	0-1	.000	25-39	.641	30	62	92	5.8	45-0	12	20	18	19	109	6.8
2010-11	16-16	425-26.6	87-140	.621	0-0	.000	32-44	.727	55	71	126	7.9	38-0	25	29	30	28	206	12.9
2011-12	16-16	436-27.3	81-146	.555	0-0	.000	49-67	.731	64	111	175	10.9	39-1	33	45	37	30	211	13.2
TOTALS	57-34	1319-23.1	240-428	.561	0-1	.000	128-179	.715	167	278	445	7.8	159-5	78	109	98	93	608	10.7

lied seven points and five rebounds, connecting on two huge baskets during late second-half run that knocked out Lady Vols ... turned in exceptional performance against No. 7/8 Texas A&M in NCAA national championship game with 21 points (on 8-of-10 shooting) and 11 rebounds.

JUNIOR SEASON (2009-10): Got late start to season while finishing rehabilitation protocol from her second knee surgery ... played in 25 games ... logged 6.7 points per game ... ranked second on team in rebounding (5.6 rpg.) and led team in blocks (1.2 bpg.) ... made first appearance in 13 months at Central Florida, playing 10 minutes (two points, two rebounds, two blocked shots) ... continued return from knee surgery with seven points, eight rebounds and four blocks in 14 minutes against No. 18/16 Vanderbilt ... packed stat sheet at Purdue with six points, game-high eight rebounds, three assists, two blocks and two steals; also had defensive play of night, blocking Samantha Woods' game-tying three-point attempt in right corner with four seconds left ... played first BIG EAST game in 23 months vs. Villanova, finishing with six points, four rebounds and three steals ... had best game since return from knee injury at No. 1 Connecticut, scoring team-high 12 points (6-11 FG) and grabbing eight rebounds ... tallied six points, five rebounds and two steals in win at Louisville ... offered boost off bench vs. Providence with eight points (4-7 FG) and four rebounds ... played season-high 28 minutes at Syracuse, finishing with five points, team-high seven rebounds and season-best four steals ... scored 11 points and grabbed five rebounds at Rutgers; seven points (season-high 5-6 FT) and four rebounds came in final five minutes after RU came within two points ... efficient 10 minutes vs. Pitt (six points, five boards) ... fueled second-half surge vs. DePaul with six of eight points and all seven rebounds in final 20 minutes ... delivered strong all-around game at No. 22/23 St. John's with nine points, and game bests of 14 rebounds and six blocks in season-high 28 minutes; was first "5-5-5" game of season (third of career) ... nearly had another "5-5-5" game vs. Marquette, finishing with seven points, nine rebounds and season-high-tying four steals ... contributed balanced line at Seton Hall with eight points, team-high eight rebounds, season-high-tying three assists, three blocks and two steals ... rose to the occasion in regular season finale vs. No. 1 Connecticut with 15 points (6-10 FG) and team-best seven rebounds in 20 minutes ... popped in 11 points (5-7 FG) and nabbed seven rebounds in BIG EAST second-round win over Louisville ... chalked up 13 points (11 in second half) and added five rebounds, season-high-tying three assists and three steals of BIG EAST quarterfinal victory over No. 16 St. John's ... had seven boards in BIG EAST semifinal vs. No. 1 Connecticut ... made NCAA Championship debut in first-round win over Cleveland State, tallying 12 points (5-8 FG) and five rebounds (four offensive) ... tied career high with four assists in NCAA second-round win over Vermont.

SOPHOMORE (MEDICAL HARDSHIP) SEASON (2008-09): Appeared in three games

(one start), averaging 7.3 points and 4.3 rebounds per game with .688 field goal percentage and six blocks (2.0 per game) ... looked sharp in State Farm Tip-Off Classic at No. 24/22 LSU, coming off bench to play 28 minutes, notching 12 points, team-high six rebounds, three blocks and three steals ... earned starting nod vs. Evansville, registering six points and four rebounds ... collected four points, three rebounds, two blocks and two steals in only 16 minutes at Boston College; injured left knee at 13:04 of first half (four minutes after entering), but feeling little discomfort, returned to play 12 minutes later in game ... injury later diagnosed as season-ending torn anterior cruciate ligament (ACL) ... played in less than 30 percent of team's games and thus did not lose a year of athletic eligibility ... underwent successful two-part corrective surgery in February and May 2009.

FRESHMAN SEASON (2007-08): Saw action in 23 games (two starts), averaging 9.0 points and 5.6 rebounds per game with team-leading 1.96 blocks per game, and .522 field goal percentage ... posted 45 blocks, the third-highest total ever by an Irish freshman ... made college debut vs. Miami (Ohio), coming off the bench to register six points, eight rebounds and game-high five blocks in 15 minutes ... had four points, team-high eight rebounds and three steals against Western Kentucky ... turned in strong performance off the bench at No. 3 Maryland, collecting 12 points (first career double-figure scoring game), six rebounds and two blocks ... carded four points, seven rebounds and three blocks at Central Michigan ... registered four points, three assists and three steals against Boston College ... returned to double figures with 12 points against Canisius, while also chipping in six rebounds and three blocks ... notched 10 points, four rebounds and three steals in victory over Michigan ... tossed in 14 points, as well as three more steals and four blocks in overtime win at Bowling Green ... had five points (including first-half three-point play) and six rebounds at Purdue ... tallied 10 points, three blocks and two steals in win over Valparaiso ... collected 11 points and four blocks at IUPUI ... registered 10 points, eight rebounds and season-best four assists in win over Saint Francis (Pa.) ... scored 12 points at Richmond ... came off bench to tally 10 points and eight rebounds vs. No. 3 Tennessee ... made first start at Louisville, scoring six points ... notched two points, five rebounds and three steals at No. 16 West Virginia ... had season-high 15 points, six rebounds and season-best seven steals vs. Villanova ... scored seven points and grabbed four rebounds at Georgetown ... against No. RV/25 DePaul, snared eight rebounds while adding seven points and three blocks ... posted first career double-double with 10 points and season-high 12 rebounds against No. 1 Connecticut ... efficient against Providence with 12 points and four rebounds ... made most of 15 minutes at Cincinnati, tallying 12 points and five rebounds ... scored 11 points and grabbed five rebounds in 13 minutes vs. No. 15 Pittsburgh on Feb. 10 before suffering left knee injury at 13:44 mark of second

half; injury later confirmed to be a season-ending torn anterior cruciate ligament (ACL) ... underwent successful corrective surgery in April 2008.

HIGH SCHOOL: Averaged 12.7 points and 7.1 rebounds per game with .600 field goal percentage during four-year career at Fenwick High School in Oak Park, Ill. ... ranked 21st in nation (fourth among power forwards) by *Dan Olson Collegiate Girls Basketball Report*, 24th in nation by *Blue Star Basketball*, 31st in nation (seventh among power forwards) by *All-Star Girls Report* and 35th in nation (12th among forwards) by *ESPN Hoopgurlz* ... McDonald's All-American (2007) ... *Parade* third-team All-American (2007) ... *USA Today* third-team All-USA selection (2007) ... four-time *Street & Smith's* honorable mention All-American (2004, 2005, 2006, 2007) ... Illinois Miss Basketball runner-up (2007) ... two-time first-team all-state selection (2006, 2007) ... two-time adidas Top Ten Cam All-Star (Upperclass - 2005; Underclass - 2004) ... Most Outstanding Player of 2007 Illinois Class 2A Tournament after leading Fenwick to first state title since 2001 (15.3 ppg., 8.0 rpg., 4.7 bpg., .621 FG% in three-game state tournament with double-doubles in semifinals and final) ... team ranked sixth in final 2006-07 *USA Today* Super 25 poll with 36-2 record ... team logged 135-11 (.925) record during her career.

INTERNATIONAL COMPETITION: Made USA Basketball debut in summer of 2011 with USA World University Games Team (joined by current ND teammates Skylar Diggins and Natalie Novosel), helping pace the United States to a 6-0 record and the gold medal at World University Games in Shenzhen, China ... had an impressive showing as the leading American scorer off the bench (and fourth overall) with 10.0 points per game ... also was fourth on the team in rebounding (5.3 rpg.), and ranked among the top 10 in the entire tournament in field goal percentage (fifth at .560, second-best on team) and blocked shots (ninth with team-high 1.0 bpg.).

PERSONAL DATA: First name pronounced DEV-er-Oh ... older of two children ... parents are Denise Gladden-Peters and R. Delacey Peters, Jr. ... uncle, Tom Seabron, was defensive end/linebacker on Michigan football team (1975-78) and later was chosen by San Francisco 49ers in fifth round of 1979 National Football League draft ... continued long line of successful student-athletes who matriculated to Notre Dame from Fenwick High School, most notably 1953 Heisman Trophy winner John Lattner ... received her bachelor's degree in film, television & theater from Notre Dame's College of Arts and Letters in May 2011 ... was only fifth player in program's history to wear No. 14 (first since 1990) ... in addition to domestic pro career with the WNBA's Minnesota Lynx, is beginning first international professional season (2012-13 winter) playing in Italian First Division.

NOTRE DAME

FIGHTING IRISH



2012-13 WOMEN'S BASKETBALL

BIG EAST

Notre Dame won its second BIG EAST Conference regular-season championship in 2012, clinching the title by two full games over its nearest competitors.

The 2012-13 academic year is the 34th in the history of The BIG EAST Conference as the unique consortium marches on competing at the highest level with integrity and sportsmanship.

The BIG EAST has gone through membership changes since its birth and continues to make strides in improving the quality and depth of the storied league.

The BIG EAST Conference has been always been driven by lofty goals. The outstanding performances of the student-athletes at BIG EAST schools are evidence of the league's proud tradition of success. The league has always been able to boast that many of its best students are also its best athletes. The 2011-12 year was no different.

In the athletic arena, BIG EAST student-athletes again enjoyed success on the national stage. The Georgetown women's cross country team captured its first NCAA Championship. The win by the Hoyas marked the third-straight year a BIG EAST team has won the women's cross country championship, with Villanova winning the past two. The Louisville men's basketball team advanced to the Final Four in New Orleans. Connecticut field hockey reached the NCAA semifinals, as did the Notre Dame men's lacrosse team. The Irish women's basketball team and Syracuse women's lacrosse team each reached the NCAA finals. USF softball reached the Women's College World Series in Oklahoma City, Okla., for the first time in program history.

The BIG EAST placed two teams in the NCAA Women's Final Four for the third time in the last four years as Connecticut joined Notre Dame in Denver, with the Fighting Irish advancing to the national title game for the second-straight year.

BIG EAST student-athletes won five NCAA championships. Sheila Reid won her second-straight NCAA Women's Cross Country title. Syracuse hurdler Jarret Eaton won the 60-meter hurdle championship in the NCAA Indoor Track and Field Championship. Notre Dame won the distance medley relay at the same championship. Georgetown's Emily Infeld won the 3,000-meter run. Carlos Almeida of Louisville won the 200-yard breaststroke at the NCAA Swimming & Diving Championships.

BIG EAST football maintained its national profile as a competitively balanced group. Three BIG EAST teams won bowl games, while the BIG EAST representative in the Bowl Championship Series won its bowl game for the fourth time in the last seven years- a streak that includes wins against the ACC, Big 12 and SEC champions.

The BIG EAST became the nation's largest Division I-A conference in 2005-06 when five new members began competing - the University of Cincinnati, DePaul University, the University of Louisville, Marquette University and the University of South Florida.

BIG EAST institutions reside in 18 of the nation's top 50 largest media markets, including New York, Chicago, Philadelphia, Washington, D.C., Tampa, Pittsburgh, Hartford, Cincinnati and Milwaukee. With its newest members, BIG EAST markets contain more than one-fourth of all television households in

the U.S. The BIG EAST will welcome UCF, Houston, Memphis, SMU and Temple in all sports in 2013-14. Temple football will join the league in 2012, with Boise State and San Diego State joining the following year and Navy in 2015.

Since opening its doors in 1979, the league has won 32 national championships in six different sports and 137 student-athletes have won individual national titles through 2011-12.

BIG EAST basketball squads have captured 11 titles in the last 13 years. In 2003-04, Connecticut became the first school in NCAA history to win the men's and women's NCAA basketball titles in the same season. In '02-'03, the BIG EAST became the first conference in NCAA history to win the men's and women's titles in the same year when the Syracuse men and the Connecticut women captured their respective national championships. The BIG EAST placed three men's basketball teams in the Final Four in 1985, the only time this has occurred in NCAA history.

Proactive movement has been a signature strategy for the conference that was born in 1979. The BIG EAST continually turns challenges into opportunities to become stronger. The conference currently crowns champions in 24 sports.

The BIG EAST became a reality on May 31, 1979, following a meeting of athletic directors from Providence College, St. John's, Georgetown and Syracuse universities. Seton Hall, Connecticut and Boston College completed the original seven school alliance.

While the membership has both increased and changed, the focus of the BIG EAST has not wavered. The conference reflects a tradition of broad based programs, led by administrators and coaches who

place a constant emphasis on academic integrity. Its student athletes own significantly high graduation rates and their record of scholastic achievement notably show a balance between intercollegiate athletics and academics.

Any successful organization has had the good fortune to have outstanding leadership. The BIG EAST primarily was the brainchild of Dave Gavitt, who was the conference's first Commissioner. Michael Tranghese, the league's first full-time employee, and for 11 years the associate to Gavitt, became Commissioner in 1990. In his first year, he administered the formation of The BIG EAST Football Conference. John Marinatto was the third commissioner of the BIG EAST, serving from 2009-2012, after seven years as the conference's senior associate commissioner. Mike Aresco became the conference's fourth commissioner in 2012.

The league has long been considered a leader in innovative concepts in promotion and publicity, particularly regarding television. Those efforts have resulted in unparalleled visibility for BIG EAST student athletes. The conference has enjoyed longstanding relationships with CBS, ESPN, Inc. and ABC.

BIG EAST men's basketball games are regular sellouts at campus and major public arenas, including the annual men's BIG EAST Championship in Madison Square Garden. The women's basketball championship has led all conferences in attendance for the past nine years. Attendance figures also are significant in soccer and baseball.

The BIG EAST has its headquarters in Providence where the conference administrators to more than 5,500 student-athletes.

Notre Dame's BIG EAST Conference Titles

Since joining the BIG EAST in 1995-96, Notre Dame has won more conference championships (116) than any other school in the league:

Baseball (5)

2002-06

Women's Cross Country (3)

2002-03, 2005

Men's Cross Country (5)

1997, 1999, 2001, 2004-05

Women's Golf (4)

2004-05, 2008, 2011

Men's Golf (8)

1995-97, 2004-06, 2011-12

Women's Lacrosse (1)

2009

Rowing (9)

2004-12

Women's Soccer (11)

1995-2001, 2005, 2006, 2008-09

Men's Soccer (2)

1996, 2003

Softball (6)

1999-2000, 2002-03, 2006, 2009

Women's Swimming & Diving (14)

1997-2010

Men's Swimming & Diving (5)

2005-06, 2008-09, 2012

Women's Tennis (11)

1996-97, 1999, 2001, 2003, 2005-06, 2008-11

Men's Tennis (7)

1996, 1999, 2002, 2004-05, 2007-08

Women's Indoor Track & Field (2)

2002, 2006

Men's Indoor Track & Field (5)

2003, 2005, 2007, 2010, 2012

Women's Outdoor Track & Field (1)

2007

Men's Outdoor Track & Field (8)

2000, 2003-04, 2006, 2008-10, 2012

Volleyball (9)

1995-1998, 2000-02, 2004, 2005

1995-96

BIG EAST 6	BIG EAST	Overall
Connecticut	17-1	34-4
NOTRE DAME	15-3	25-8
Villanova	13-5	21-7
Boston College	7-11	10-17
West Virginia	7-11	12-15
St. John's	4-14	6-21
BIG EAST 7	BIG EAST	Overall
Providence	9-9	12-15
Miami	9-9	14-13
Syracuse	9-9	14-14
Seton Hall	9-9	16-13
Rutgers	8-10	13-15
Georgetown	7-11	12-15
Pittsburgh	3-15	6-24

Tournament Champion: Connecticut

1996-97

BIG EAST 6	BIG EAST	Overall
Connecticut	18-0	33-1
NOTRE DAME	17-1	31-7
Boston College	13-5	18-10
West Virginia	11-7	19-12
Villanova	8-10	14-14
St. John's	3-15	5-22
BIG EAST 7	BIG EAST	Overall
Georgetown	9-9	17-11
Miami	8-10	15-14
Rutgers	8-10	11-17
Providence	8-10	13-14
Seton Hall	7-11	10-17
Syracuse	4-14	6-21
Pittsburgh	3-15	8-22

Tournament Champion: Connecticut

1997-98

BIG EAST 6	BIG EAST	Overall
Connecticut	17-1	34-3
NOTRE DAME	12-6	22-10
Villanova	12-6	19-10
Boston College	11-7	17-11
West Virginia	7-11	12-16
St. John's	4-14	6-21
BIG EAST 7	BIG EAST	Overall
Rutgers	14-4	22-10
Miami	13-5	19-10
Syracuse	7-11	12-15
Providence	6-12	10-17
Seton Hall	6-12	8-19
Georgetown	5-13	9-19
Pittsburgh	3-15	6-21

Tournament Champion: Connecticut

1998-99

BIG EAST	Overall
Connecticut	17-1
Rutgers	17-1
NOTRE DAME	15-3
Boston College	12-6
Georgetown	10-8

Villanova	9-9	14-14
Miami	9-9	15-14
St. John's	7-11	13-18
Syracuse	6-12	10-17
West Virginia	5-13	10-17
Providence	4-14	5-22
Pittsburgh	3-15	8-19
Seton Hall	3-15	6-21

Tournament Champion: Connecticut

1999-00

BIG EAST	Overall
Connecticut	16-0
NOTRE DAME	15-1
Rutgers	12-4
Boston College	12-4
Georgetown	9-7
Villanova	7-9
Miami	7-9
Pittsburgh	7-9
St. John's	5-11
Seton Hall	5-11
Providence	5-11
Syracuse	3-13
West Virginia	1-15

Tournament Champion: Connecticut

2000-01

BIG EAST	Overall
NOTRE DAME	15-1
Connecticut	15-1
Rutgers	13-3
Virginia Tech	11-5
Villanova	11-5
Seton Hall	9-7
Boston College	7-9
Georgetown	6-10
Syracuse	6-10
Miami	6-10
Providence	4-12
St. John's	3-13
Pittsburgh	3-13
West Virginia	3-13

Tournament Champion: Connecticut

2001-02

BIG EAST	Overall
Connecticut	16-0
NOTRE DAME	13-3
Boston College	12-4
Villanova	12-4
Miami	10-6
Virginia Tech	9-7
Syracuse	9-7
Providence	7-9
Seton Hall	6-10
West Virginia	6-10
Rutgers	5-11
Georgetown	4-12
Pittsburgh	3-13
St. John's	0-16

Tournament Champion: Connecticut

2002-03

BIG EAST	Overall
Connecticut	16-0
Rutgers	13-3
Villanova	12-4
Boston College	12-4
NOTRE DAME	10-6
Virginia Tech	10-6
Miami	8-8
Seton Hall	7-9
Georgetown	6-10
Syracuse	5-11
Pittsburgh	4-12
West Virginia	4-12
Providence	3-13
St. John's	2-14

Tournament Champion: Villanova

2003-04

BIG EAST	Overall
Connecticut	14-2
NOTRE DAME	12-4
Villanova	12-4
Miami	11-5
Boston College	11-5
West Virginia	10-6
Rutgers	10-6
Virginia Tech	10-6
Georgetown	7-9
Seton Hall	6-10
St. John's	4-12
Syracuse	3-13
Pittsburgh	2-14
Providence	0-16

Tournament Champion: Boston College

2004-05

BIG EAST	Overall
Rutgers	14-2
NOTRE DAME	13-3
Connecticut	13-3
Boston College	10-6
Villanova	10-6
Georgetown	7-9
West Virginia	7-9
St. John's	7-9
Seton Hall	6-10
Pittsburgh	5-11
Syracuse	4-12
Providence	0-16

Tournament Champion: Connecticut

All-Time BIG EAST Standings

2005-06

	BIG EAST	Overall
Rutgers	16-0	27-5
Connecticut	14-2	32-5
DePaul	11-5	27-7
St. John's	11-5	22-8
Louisville	10-6	19-10
Pittsburgh	9-7	22-11
South Florida	9-7	19-12
Villanova	9-7	21-11
Marquette	9-7	22-11
NOTRE DAME	8-8	18-12
Cincinnati	7-9	17-12
West Virginia	4-12	15-16
Georgetown	3-13	10-17
Providence	3-13	8-19
Seton Hall	3-13	6-21
Syracuse	2-14	9-18

Tournament Champion: Connecticut

2006-07

	BIG EAST	Overall
Connecticut	16-0	32-4
Rutgers	12-4	27-9
Marquette	12-4	26-7
West Virginia	11-5	21-11
NOTRE DAME	10-6	20-12
Louisville	10-6	27-8
Pittsburgh	10-6	24-9
South Florida	9-7	21-12
Seton Hall	9-7	19-12
DePaul	8-8	19-13
Cincinnati	6-10	15-14
St. John's	4-12	8-20
Providence	3-13	13-16
Syracuse	3-13	9-20
Georgetown	3-13	13-16
Villanova	2-14	8-21

Tournament Champion: Rutgers

2007-08

	BIG EAST	Overall
Connecticut	15-1	36-2
Rutgers	14-2	27-7
West Virginia	12-4	25-8
NOTRE DAME	11-5	25-9
Pittsburgh	10-6	24-11
Syracuse	10-6	22-9
Louisville	10-6	26-10
Marquette	8-8	21-14
DePaul	8-8	20-12
St. John's	7-9	18-15
South Florida	5-11	16-16
Villanova	5-11	17-16
Georgetown	5-11	15-14
Seton Hall	3-13	13-15
Cincinnati	3-13	12-16
Providence	2-14	12-17

Tournament Champion: Connecticut

2008-09

	BIG EAST	Overall
Connecticut	16-0	39-0
Louisville	14-2	34-5
Pittsburgh	12-4	25-8
NOTRE DAME	10-6	22-9
DePaul	10-6	23-10
Villanova	10-6	19-14
Rutgers	9-7	21-13
South Florida	8-8	27-10
Marquette	7-9	17-16
Georgetown	7-9	20-14
West Virginia	5-11	18-15
Syracuse	5-11	17-15
St. John's	4-12	19-15
Providence	4-12	10-20
Seton Hall	4-12	17-14
Cincinnati	3-13	14-17

Tournament Champion: Connecticut

2009-10

	BIG EAST	Overall
Connecticut	16-0	39-0
West Virginia	13-3	29-6
Georgetown	13-3	26-7
NOTRE DAME	12-4	29-6
St. John's	12-4	25-7
Rutgers	9-7	19-15
DePaul	9-7	21-12
Providence	7-9	19-15
Syracuse	7-9	25-11
Marquette	6-10	17-16
South Florida	6-10	15-16
Pittsburgh	5-11	16-15
Louisville	5-11	14-18
Cincinnati	4-12	12-18
Villanova	3-13	14-16
Seton Hall	1-15	9-21

Tournament Champion: Connecticut

2010-11

	BIG EAST	Overall
Connecticut	16-0	36-2
NOTRE DAME	13-3	31-8
DePaul	13-3	29-7
Rutgers	11-5	20-13
Marquette	10-6	24-9
Louisville	10-6	22-13
St. John's	9-7	22-11
Georgetown	9-7	24-11
Syracuse	9-7	25-10
West Virginia	8-8	24-10
Providence	6-10	13-16
Pittsburgh	5-11	14-17
South Florida	3-13	12-19
Villanova	3-13	12-19
Cincinnati	2-14	9-20
Seton Hall	1-15	8-22

Tournament Champion: Connecticut

2011-12

	BIG EAST	Overall
NOTRE DAME	15-1	35-4
St. John's	13-3	24-10
Connecticut	13-3	33-5
Georgetown	11-5	23-9
West Virginia	11-5	24-10
Rutgers	10-6	22-10
Louisville	10-6	23-10
DePaul	9-7	23-11
South Florida	8-8	19-16
Villanova	6-10	19-15
Cincinnati	6-10	16-16
Syracuse	6-10	22-15
Providence	5-11	13-17
Marquette	4-12	14-17
Seton Hall	1-15	8-23
Pittsburgh	0-16	8-22

Tournament Champion: Connecticut



Natalie Novosel

2011-12 BIG EAST Weekly Awards

Player of the Week

Nov. 21 **Skylar Diggins, Notre Dame**
 Nov. 28 Jasmine Crew, Seton Hall
 Dec. 5 Laura Sweeney, Villanova
 Dec. 12 Sugar Rodgers, Georgetown
 Dec. 19 **Natalie Novosel, Notre Dame**
 Dec. 26 Sugar Rodgers, Georgetown
 Jan. 2 Sugar Rodgers, Georgetown
 Jan. 9 **Skylar Diggins, Notre Dame**
 Jan. 16 Anna Martin, DePaul
 Jan. 23 **Devereaux Peters, Notre Dame**
 Jan. 30 Tiffany Hayes, Connecticut
 Feb. 6 Iasia Hemingway, Syracuse
 Feb. 13 Asya Bussie, West Virginia
 Feb. 20 Nadirah McKeith, St. John's
 Feb. 28 **Skylar Diggins, Notre Dame**

Freshman of the Week

Nov. 21 Kaleena Mosqueda-Lewis, Connecticut
 Nov. 28 Kaleena Mosqueda-Lewis, Connecticut
 Dec. 5 Kaleena Mosqueda-Lewis, Connecticut
 Dec. 12 Kaleena Mosqueda-Lewis, Connecticut
 Dec. 19 Brittany Hrynko, DePaul
 Dec. 26 Brianna Kiesel, Pittsburgh
 Jan. 2 **Markisha Wright, Notre Dame**
 Jan. 9 Bria Smith, Louisville
 Jan. 16 Kaleena Mosqueda-Lewis, Connecticut
 Jan. 23 Kaleena Mosqueda-Lewis, Connecticut
 Jan. 30 Bria Smith, Louisville
 Feb. 6 Lauren Burford, Villanova
 Feb. 13 Kaleena Mosqueda-Lewis, Connecticut
 Feb. 20 Brittany Hrynko, DePaul
 Feb. 28 Kaleena Mosqueda-Lewis, Connecticut

Weekly Honor Roll (ND only)

Nov. 28 Skylar Diggins
 Jan. 2 Skylar Diggins
 Jan. 16 Natalie Novosel
 Jan. 30 Skylar Diggins
 Jan. 30 Devereaux Peters
 Feb. 6 Natalie Achonwa
 Feb. 13 Skylar Diggins
 Feb. 20 Devereaux Peters

2011-12 BIG EAST Conference Awards

Player of the Year

Skylar Diggins, Notre Dame

Freshman of the Year

Kaleena Mosqueda-Lewis, Connecticut

Coach of the Year

Kim Barnes Arico, St. John's

Defensive Player of the Year

Devereaux Peters, Notre Dame

Most Improved Player

Jasmine Wynne, South Florida

Sportsmanship Award

Deanna Ortiz, DePaul
 Da'Shena Stevens, St. John's

Sixth Man Award

Kaleena Mosqueda-Lewis, Connecticut

Scholar-Athlete Of The Year

Da'Shena Stevens, St. John's

All-BIG EAST First Team*

Asya Bussie, West Virginia
***Skylar Diggins, Notre Dame**
 *Tiffany Hayes, Connecticut
 Bria Hartley, Connecticut
 *Anna Martin, DePaul
Natalie Novosel, Notre Dame
Devereaux Peters, Notre Dame
 *Sugar Rodgers, Georgetown
 Khadijah Rushdan, Rutgers
 Shoni Schimmel, Louisville
 Sheneika Smith, St. John's

All-BIG EAST Second Team

Kayla Alexander, Syracuse
 Jasmine Crew, Seton Hall
 Iasia Hemingway, Syracuse
 Dayeesha Hollins, Cincinnati
 Nadirah McKeith, St. John's
 Kaleena Mosqueda-Lewis, Connecticut
 Da'Shena Stevens, St. John's
 Laura Sweeney, Villanova
 April Sykes, Rutgers
 Jasmine Wynne, South Florida

All-BIG EAST Honorable Mention

Christal Caldwell, West Virginia
 Stefanie Dolson, Connecticut
 Katherine Harry, DePaul
 Tia Magee, Georgetown
 Monique Oliver, Rutgers
 Katherine Plouffe, Marquette

All-BIG EAST Freshman Team

Lauren Burford, Villanova
 *Brittany Hrynko, DePaul
 *Brianna Kiesel, Pittsburgh
 Betnijah Laney, Rutgers
 Arlesia Morse, Marquette
 *Kaleena Mosqueda-Lewis, Connecticut
 Bria Smith, Louisville
 Linda Stepney, West Virginia
 Kiah Stokes, Connecticut
 Amber Thompson, St. John's

* - unanimous selection

* - extra player added due to tie in voting



Skylar Diggins became the third Notre Dame player to earn BIG EAST Player of the Year honors, and she was one of three Fighting Irish cagers to make the 2012 All-BIG EAST First Team.

BIG EAST Composite Schedule



2013 BIG EAST Conference Championship

March 8-12, 2013
XL Center (16,294 capacity)
Hartford, Conn.
Host: BIG EAST Conference

FIRST ROUND — Fri., March 8

(live on [BIG EAST TV](#))
 4 p.m. - #12 seed vs. #13 seed
 6 p.m. - #10 seed vs. #15 seed
 8 p.m. - #11 seed vs. #14 seed

SECOND ROUND — Sat., March 9

(live on [BIG EAST Network/BIG EAST TV](#))
 Noon - #5 seed vs. #12/13 seed
 2 p.m. - #8 seed vs. #9 seed
 6 p.m. - #7 seed vs. #10/15 seed
 8 p.m. - #6 seed vs. #11/14 seed

QUARTERFINALS — Sun., March 10

(live on [ESPN2](#), except 6 p.m. on [BIG EAST Network](#))
 Noon - #4 seed vs. #5/12/13 winner
 2 p.m. - #1 seed vs. #8/9 winner
 6 p.m. - #2 seed vs. #7/10/15 winner
 8 p.m. - #3 seed vs. #6/11/14 winner

SEMIFINALS — Mon., March 11

(live on [ESPN2](#))
 6 p.m. - Afternoon quarterfinal winners
 8 p.m. - Evening quarterfinal winners

CHAMPIONSHIP — Tues., March 12

(live on [ESPN](#))
 7 p.m. - Semifinal winners

NOTE: All times Eastern, tentative and subject to change. Consult the official BIG EAST web site ([big-east.org](#)) for the latest game and broadcast schedules, as well as complete ticket information. Guidelines for obtaining media credentials to the tournament will be distributed to media members in February.

NOVEMBER

Fri.	9	Youngstown State at Pittsburgh	11:00 a.m.
		<u>WBI Tip-Off Invitational (Daytona Beach, Fla.)</u>	
		St. John's vs. Texas	3:30 p.m.
		Carrier Classic (USS Yorktown — Charleston, S.C.)	
		Notre Dame vs. Ohio State	4:00 p.m.
		NJIT at Seton Hall	5:00 p.m.
		<u>Maggie Dixon Classic (Chicago, Ill.)</u>	
		Nichols State at DePaul	6:30 p.m.
		Northern Kentucky at Cincinnati	7:00 p.m.
		Draxel at Providence	7:00 p.m.
		Sacred Heart at Georgetown	7:00 p.m.
		Texas A&M at Louisville	7:00 p.m.
Sat.	10	Stetson at USF	2:00 p.m.
		<u>Best Buy Classic (Minneapolis, Minn.)</u>	
		Villanova vs. South Dakota State	4:00 p.m.

		<u>Maggie Dixon Classic (Chicago, Ill.)</u>	
		Dayton/Mississippi Valley St. at DePaul	6/8 p.m.
		Butler at Marquette	8:00 p.m.
Sun.	11	Portland at Louisville	Noon
		William & Mary at Pittsburgh	1:00 p.m.
		<u>WBI Tip-Off Invitational (Daytona Beach, Fla.)</u>	
		St. John's vs. UCF	1:00 p.m.
		<u>Best Buy Classic (Minneapolis, Minn.)</u>	
		Villanova vs. Minnesota/Washington St.	1/3 p.m.
		Charleston at Connecticut (GP)	1:30 p.m.
		Lafayette at Seton Hall	2:00 p.m.
		Rutgers at Georgia	2:00 p.m.
		Delaware/Sam Houston at Georgetown	2:00 p.m.
		Fairleigh Dickinson at Syracuse	5:00 p.m.
Tues.	13	Siena at Pittsburgh (FFH)	1:00 p.m.
		Syracuse at Maine	7:00 p.m.
		USF at Clemson	7:00 p.m.
Wed.	14	Vermont at Providence	7:00 p.m.
		Seton Hall at Temple	7:00 p.m.
		Cincinnati at Ohio State	7:00 p.m.
		George Washington at Rutgers	7:30 p.m.
		Villanova at Lafayette	7:00 p.m.
Thurs.	15	Louisville at Austin Peay	8:00 p.m.
Fri.	16	Syracuse at Cornell	5:00 p.m.
Sat.	17	Hofstra at St. John's	2:00 p.m.
		Howard at DePaul	8:00 p.m.
Sun.	18	Massachusetts at Notre Dame	2:00 p.m.
		Providence at Virginia	2:00 p.m.
		Marquette at Georgia Tech	2:00 p.m.
		Connecticut at Texas A&M	2:30 p.m.
Mon.	19	Cincinnati at Kent State	7:00 p.m.
		LSU at Georgetown	7:00 p.m.
		Seton Hall at Michigan	7:00 p.m.
		Yale at DePaul	8:00 p.m.
Tues.	20	Bradley at USF	5:00 p.m.
		Mercer at Notre Dame	7:00 p.m.
		Wagner at Pittsburgh	7:00 p.m.
		Syracuse at Saint Joseph's (Pa.)	7:00 p.m.
		<u>Hardwood Tournament of Hope (Puerto Vallarta, Mexico)</u>	
		Louisville vs. Central Florida	7:00 p.m.
		Providence at Delaware	7:00 p.m.
Wed.	21	Iona at St. John's	2:00 p.m.
		Rutgers at Temple	7:00 p.m.
		<u>Hardwood Tournament of Hope (Puerto Vallarta, Mexico)</u>	
		Louisville vs. Gonzaga/Murray State	9:30 p.m.
Thurs.	22	<u>Paradise Jam, Reef Division (U.S. Virgin Islands)</u>	
		DePaul vs. Florida Gulf Coast	3:30 p.m.
		<u>Paradise Jam, Island Division (U.S. Virgin Islands)</u>	
		Connecticut vs. Wake Forest	6:00 p.m.
		<u>Hardwood Tournament of Hope (Puerto Vallarta, Mexico)</u>	
		Louisville vs. TBA	TBA
Fri.	23	<u>San Juan Shootout (San Juan, Puerto Rico)</u>	
		Syracuse vs. Georgia Tech	Noon
		<u>Paradise Jam, Reef Division (U.S. Virgin Islands)</u>	
		DePaul vs. Hampton	1:15 p.m.
		Notre Dame at UCLA	3:00 p.m.
		<u>Pepperdine Thanksgiving Tournament (Malibu, Calif.)</u>	
		Seton Hall vs. Wyoming	4:00 p.m.
		<u>Texas A&M Classic (College Station, Texas)</u>	
		Marquette vs. Marshall	5:30 p.m.
		North Dakota at USF	7:00 p.m.
		<u>Paradise Jam, Island Division (U.S. Virgin Islands)</u>	
		Connecticut vs. Marist	8:15 p.m.
		<u>Cal Classic presented by Doubletree (Berkeley, Calif.)</u>	
		Georgetown vs. Cal State Fullerton	TBA

Sat.	24	Brown at Pittsburgh	1:00 p.m.
		Akron at Providence	2:00 p.m.
		<u>San Juan Shootout (San Juan, Puerto Rico)</u>	
		Syracuse vs. Virginia	2:30 p.m.
		<u>Paradise Jam, Reef Division (U.S. Virgin Islands)</u>	
		DePaul vs. South Carolina	3:30 p.m.
		<u>Pepperdine Thanksgiving Tournament (Malibu, Calif.)</u>	
		Seton Hall vs. Pepperdine/South Dakota St.	4/6 p.m.
		<u>Lady Rebel Round-up (Las Vegas, Nev.)</u>	
		Villanova vs. Bowling Green	6:30 p.m.
		<u>Paradise Jam, Island Division (U.S. Virgin Islands)</u>	
		Connecticut vs. Purdue	8:15 p.m.
		<u>Cal Classic presented by Doubletree (Berkeley, Calif.)</u>	
		Georgetown vs. Cal/Eastern Washington	TBA
Sun.	25	Charleston at Cincinnati	2:00 p.m.
		Davidson at Rutgers	2:00 p.m.
		St. John's at Hartford	2:00 p.m.
		<u>Texas A&M Classic (College Station, Texas)</u>	
		Marquette at Texas A&M	2:30 p.m.
		<u>Lady Rebel Round-up (Las Vegas, Nev.)</u>	
		Villanova vs. Montana/UNLV	4:30 p.m./6:30 p.m.
Mon.	26	Longwood at Pittsburgh	7:00 p.m.
		Louisville at UT Martin	8:00 p.m.
Wed.	28	Morehead State at Cincinnati	7:00 p.m.
		Eastern Kentucky at Louisville	7:00 p.m.
		Siena at Seton Hall	7:00 p.m.
		Colgate at Connecticut (XL)	7:00 p.m.
		Iona at Providence	7:00 p.m.
		Marquette at South Dakota State	7:00 p.m.
		USF at UNC Asheville	7:00 p.m.
		La Salle at Georgetown	8:00 p.m.
Thurs.	29	Notre Dame at Central Michigan	7:00 p.m.
		Syracuse at Dartmouth	7:00 p.m.
		Lehigh at Villanova	7:00 p.m.
		Rutgers at Princeton	7:00 p.m.

DECEMBER

Sat.	1	North Florida at USF	TBA
		Georgetown at George Washington	TBA
		St. John's at Boston University	1:00 p.m.
		Pittsburgh at Lafayette	2:00 p.m.
		Providence at Hartford	2:00 p.m.
		Fordham at Marquette	8:00 p.m.
Sun.	2	Rutgers at Boston College	1:00 p.m.
		Xavier at Cincinnati	2:00 p.m.
		Kentucky at Louisville	2:00 p.m.
		South Carolina at Seton Hall	2:00 p.m.
		La Salle at Villanova	2:00 p.m.
		Syracuse at Temple	2:00 p.m.
		Northwestern at DePaul	5:00 p.m.
Mon.	3	Marquette at Connecticut (XL)	7:00 p.m.
Tues.	4	Wagner at Syracuse	7:00 p.m.
		Georgetown at Monmouth	7:00 p.m.
		Providence at Harvard	7:00 p.m.
Wed.	5	Youngstown State at Cincinnati	7:00 p.m.
		Baylor at Notre Dame	7:00 p.m.
		Florida Gulf Coast at USF	7:00 p.m.
		Loyola (Md.) at Pittsburgh	7:00 p.m.
		Marquette at Wisconsin	8:00 p.m.
Thurs.	6	Penn State at Connecticut (GP)	7:00 p.m.
		Long Island at Rutgers	7:30 p.m.
Fri.	7	Arizona State at Providence	7:00 p.m.
		DePaul at Kentucky (RA)	TBA

Sat.	8	Utah State at Notre Dame	Noon
		Loyola (Md.) at Syracuse	1:00 p.m.
		Seton Hall at Wake Forest	1:00 p.m.
		USF at Jacksonville	1:00 p.m.
		Pittsburgh at Duquesne	2:00 p.m.
		Villanova at St. Joseph's	2:00 p.m.
		Green Bay at Marquette	3:00 p.m.
		Valparaiso at Louisville	7:30 p.m.
Sun.	9	Maggie Dixon Classic (MSG - New York, N.Y.)	
		Rutgers vs. Louisiana Tech	11:00 a.m.
		Maggie Dixon Classic (MSG - New York, N.Y.)	
		St. John's vs. Duke	1:00 p.m.
		Eastern Kentucky at Cincinnati	2:00 p.m.
		Georgetown at Penn State	TBA
Tues.	11	Wis.-Milwaukee at DePaul	1:00 p.m.
Wed.	12	Princeton at Villanova	7:00 p.m.
		Southern at Rutgers	7:30 p.m.
Fri.	14	Louisville at Colorado	9:00 p.m.
Sat.	15	St. John's Chartwells Holiday Classic	
		Tennessee Tech at St. John's	Noon
		Binghamton at Syracuse	1:00 p.m.
		Cincinnati at Akron	2:00 p.m.
		Toledo at Marquette	8:00 p.m.
		Northern Illinois at DePaul	8:00 p.m.
Sun.	16	Rider at Pittsburgh	1:00 p.m.
		Mount St. Mary's at Seton Hall	2:00 p.m.
		Nebraska at USF	2:00 p.m.
		Miami (Fla.) at Rutgers	5:30 p.m.
		St. John's Chartwells Holiday Classic	
		UCLA/St. Mary's at St. John's	Noon/2:30 p.m.
Tues.	18	Washington State at Louisville	7:00 p.m.
		DePaul at Loyola-Chicago	8:00 p.m.
Wed.	19	New Orleans at Seton Hall	12:30 p.m.
		Navy at Marquette	1:00 p.m.
		World Vision Classic (Cox Pavilion, Las Vegas, Nev.)	
		Notre Dame vs. Alabama A&M	6:00 p.m.
		Oakland at Connecticut (XL)	7:00 p.m.
		Providence vs. Clemson (Myrtle Beach, S.C.)	9:00 p.m.
Thurs.	20	World Vision Classic (Cox Pavilion, Las Vegas, Nev.)	
		Notre Dame vs. TBA	TBA
		Mount St. Mary's at Pittsburgh	7:00 p.m.
		Dartmouth at Marquette	8:00 p.m.
Fri.	21	World Vision Classic (Cox Pavilion, Las Vegas, Nev.)	
		Notre Dame vs. TBA	TBA
		Belmont at Cincinnati	Noon
		Caribbean Classic (Cancun, Mexico)	
		USF vs. Nevada	Noon
		South Dakota State at Georgetown	2:00 p.m.
		Stony Brook at Rutgers	4:00 p.m.
		Temple at Villanova	6:00 p.m.
		Wagner at Louisville	7:00 p.m.
		Washington State at Syracuse	7:00 p.m.
		Princeton at DePaul	8:00 p.m.
Sat.	22	Rhode Island at Providence	1:00 p.m.
		Connecticut at Hartford	1:00 p.m.
		St. John's at Quinnipiac	1:00 p.m.
		Memphis at Seton Hall	2:00 p.m.
		Caribbean Classic (Cancun, Mexico)	
		USF vs. Creighton	2:30 p.m.
Fri.	28	NJIT at St. John's	7:00 p.m.
		Yale at Georgetown	7:00 p.m.
		Oral Roberts at DePaul	8:00 p.m.
		Bank of Hawaii Rainbow Wahine Invitational (Honolulu, Hawaii)	
		Cincinnati vs. Alabama	10:30 p.m.

Sat.	29	Purdue at Notre Dame	2:00 p.m.
		Florida A&M at USF	2:00 p.m.
		Pittsburgh at Buffalo	2:00 p.m.
		Fordham Holiday Classic (Bronx, N.Y.)	
		Providence vs. Colorado State	3:00 p.m.
		Connecticut at Stanford	4:00 p.m.
		Blue Sky Classic (Hanover, N.H.)	
		Villanova vs. Delaware	5:00 p.m.
		Loyola-Chicago at Marquette	8:00 p.m.
		Bank of Hawaii Rainbow Wahine Invitational (Honolulu, Hawaii)	
		Cincinnati at Hawaii	11:00 p.m.
Sun.	30	Wofford at Seton Hall	2:00 p.m.
		Boise State at Syracuse	7:00 p.m.
		Fordham Holiday Classic (Bronx, N.Y.)	
		Providence vs. Fordham/Lafayette	1/3 p.m.
		Rutgers at Tennessee	TBA
		Blue Sky Classic (Hanover, N.H.)	
		Villanova vs. Dartmouth/Duquesne	5/7 p.m.
		Bank of Hawaii Rainbow Wahine Invitational (Honolulu, Hawaii)	
		Cincinnati vs. Long Island	8:30 p.m.
Mon.	31	Saint Francis (Pa.) at Notre Dame	1:00 p.m.
		Detroit at USF	2:00 p.m.
		Connecticut at Oregon	3:00 p.m.
		Tennessee State at Louisville	6:00 p.m.

JANUARY

Wed.	2	Temple at Georgetown	7:00 p.m.
		Marquette at Central Michigan	2:00 p.m.
		Pittsburgh at Old Dominion	3:00 p.m.
		Delaware at St. John's	7:00 p.m.
		La Salle at Rutgers	7:30 p.m.
Sat.	5	GEORGETOWN AT PROVIDENCE	2:00 p.m.
		PITTSBURGH AT SETON HALL	2:00 p.m.
		NOTRE DAME AT CONNECTICUT (GP)	4:00 p.m.
		LOUISVILLE AT DE PAUL	6:00 p.m.
		SYRACUSE AT MARQUETTE	8:00 p.m.
Sun.	6	ST. JOHN'S AT RUTGERS	11:30 a.m.
		VILLANOVA AT CINCINNATI	2:00 p.m.
Tues.	8	RUTGERS AT LOUISVILLE	7:00 p.m.
		NOTRE DAME AT USF	7:00 p.m.
Wed.	9	SETON HALL AT CINCINNATI	7:00 p.m.
		DEPAUL AT VILLANOVA	7:00 p.m.
		CONNECTICUT AT GEORGETOWN	7:30 p.m.
Sat.	12	SETON HALL AT ST. JOHN'S	1:30 p.m.
		LOUISVILLE AT PROVIDENCE	2:00 p.m.
		CONNECTICUT AT MARQUETTE	4:00 p.m.
		VILLANOVA AT PITTSBURGH	6:00 p.m.
		GEORGETOWN AT SYRACUSE	3:00 p.m.
		USF AT DE PAUL	8:00 p.m.
Sun.	13	RUTGERS AT NOTRE DAME	3:30 p.m.
Tues.	15	GEORGETOWN AT NOTRE DAME	7:00 p.m.
		MARQUETTE AT SETON HALL	7:00 p.m.
		CINCINNATI AT USF	7:00 p.m.
		DE PAUL AT SYRACUSE	7:00 p.m.
		LOUISVILLE AT CONNECTICUT (XL)	9:00 p.m.
Wed.	16	PROVIDENCE AT RUTGERS	7:30 p.m.
		PITTSBURGH AT ST. JOHN'S	7:00 p.m.
		Villanova at Pennsylvania	7:00 p.m.
Fri.	18	CINCINNATI AT LOUISVILLE	7:00 p.m.
Sat.	19	SETON HALL AT GEORGETOWN	2:00 p.m.
		USF AT VILLANOVA	2:00 p.m.
		MARQUETTE AT PITTSBURGH	3:00 p.m.
		SYRACUSE AT CONNECTICUT (XL)	4:00 p.m.
		PROVIDENCE AT DE PAUL	8:00 p.m.



2013 NCAA Championship Dates and Sites

FIRST/SECOND ROUNDS

March 23 & 25 (Sat. & Mon.)

Boulder, Colo. (Coors Events Center)
 College Park, Md. (Comcast Center)
 College Station, Texas (Reed Arena)
 Columbus, Ohio (St. John Arena)
 Knoxville, Tenn. (Thompson-Boling Arena)
 Lubbock, Texas (United Spirit Arena)
 Spokane, Wash. (McCarthy Athletic Center)
 Storrs, Conn. (Gampel Pavilion)

March 24 & 26 (Sun. & Tues.)

Baton Rouge, La. (Pete Maravich Assembly Center)
 Durham, N.C. (Cameron Indoor Stadium)
 Iowa City, Iowa (Carver-Hawkeye Arena)
 Jamaica, N.Y. (Carnesecca Arena)
 Louisville, Ky. (KFC Yum! Center)
 Newark, Del. (Bob Carpenter Center)
 Stanford, Calif. (Maples Pavilion)
 Waco, Texas (Ferrell Center)

REGIONALS

March 30 & April 1 (Sat. & Mon.)

Spokane, Wash.
 (Veterans Memorial Arena — 12,210 capacity)
 Regional Site TBA

March 31 & April 2 (Sun. & Tues.)

Norfolk, Va.
 (Ted Constant Convocation Center — 8,600 capacity)
 Oklahoma City, Okla.
 (Chesapeake Energy Arena — 18,203 capacity)

WOMEN'S FINAL FOUR

April 7 & 9 (Sun. & Tues.)

New Orleans, La.
 (New Orleans Arena — capacity 18,500)
 Tulane University - host

FUTURE WOMEN'S FINAL FOUR SITES

April 6 & 8, 2014

Nashville, Tenn.
 (Bridgestone Arena — capacity 19,395)
 Ohio Valley Conference - host

2015 — Tampa, Fla. (Tampa Bay Times Forum)

2016 — Indianapolis, Ind. (site TBA)

Sun.	20	ST. JOHN'S AT NOTRE DAME	Noon
Mon.	21	Duke at Connecticut (GP)	7:00 p.m.
Tues.	22	GEORGETOWN AT RUTGERS	7:00 p.m.
		DE PAUL AT CINCINNATI	7:00 p.m.
		USF AT SETON HALL	7:00 p.m.
		LOUISVILLE AT MARQUETTE	9:00 p.m.
Wed.	23	SYRACUSE AT ST. JOHN'S	11:30 a.m.
		NOTRE DAME AT PITTSBURGH	7:00 p.m.
		VILLANOVA AT PROVIDENCE	7:00 p.m.

BIG EAST Composite Schedule

Sat.	26	PROVIDENCE AT NOTRE DAME	2:00 p.m.
		PITTSBURGH AT GEORGETOWN	4:00 p.m.
		MARQUETTE AT USF	6:00 p.m.
		SYRACUSE AT VILLANOVA	6:00 p.m.
		CONNECTICUT AT CINCINNATI	8:00 p.m.
Sun.	27	ST. JOHN'S AT LOUISVILLE	1:30 p.m.
		RUTGERS AT SETON HALL	2:00 p.m.
Mon.	28	Notre Dame at Tennessee	7:00 p.m.
Tues.	29	VILLANOVA AT CONNECTICUT (XL)	7:00 p.m.
		PITTSBURGH AT DE PAUL	8:00 p.m.
		CINCINNATI AT GEORGETOWN	8:00 p.m.
Wed.	30	LOUISVILLE AT USF	7:00 p.m.
		ST. JOHN'S AT PROVIDENCE	7:00 p.m.
		SETON HALL AT SYRACUSE	7:00 p.m.
		RUTGERS AT MARQUETTE	8:00 p.m.

FEBRUARY

Sat.	2	PROVIDENCE AT SYRACUSE	1:00 p.m.
		GEORGETOWN AT LOUISVILLE	2:00 p.m.
		CINCINNATI AT NOTRE DAME	2:00 p.m.
		VILLANOVA AT RUTGERS	2:00 p.m.
		CONNECTICUT AT ST. JOHN'S	2:00 p.m.
		DE PAUL AT MARQUETTE	8:00 p.m.
Sun.	3	USF AT PITTSBURGH	1:00 p.m.
Tues.	5	NOTRE DAME AT VILLANOVA	7:00 p.m.
		SYRACUSE AT CINCINNATI	7:00 p.m.
		MARQUETTE AT CONNECTICUT (GP)	7:00 p.m.
Wed.	6	PROVIDENCE AT PITTSBURGH	7:00 p.m.
		SETON HALL AT DE PAUL	8:00 p.m.
Sat.	9	PITTSBURGH AT LOUISVILLE	2:00 p.m.
		USF AT PROVIDENCE	2:00 p.m.
		GEORGETOWN AT ST. JOHN'S	2:00 p.m.
		NOTRE DAME AT SETON HALL	2:00 p.m.
		CINCINNATI AT RUTGERS	6:00 p.m.
Sun.	10	MARQUETTE AT VILLANOVA	2:00 p.m.
		DE PAUL AT CONNECTICUT (GP)	3:30 p.m.
Mon.	11	LOUISVILLE AT NOTRE DAME	9:00 p.m.
Tues.	12	ST. JOHN'S AT USF	7:00 p.m.
		CONNECTICUT AT PROVIDENCE	7:00 p.m.
		SYRACUSE AT GEORGETOWN	8:00 p.m.
		RUTGERS AT DE PAUL	9:00 p.m.
Wed.	13	VILLANOVA AT SETON HALL	7:00 p.m.
		MARQUETTE AT CINCINNATI	7:00 p.m.
Sat.	16	VILLANOVA AT GEORGETOWN	2:00 p.m.
		PITTSBURGH AT SYRACUSE	2:00 p.m.
		CONNECTICUT AT RUTGERS	4:00 p.m.
		SETON HALL AT USF	7:00 p.m.
Sun.	17	DE PAUL AT LOUISVILLE	1:30 p.m.
		NOTRE DAME AT MARQUETTE	2:30 p.m.
		CINCINNATI AT ST. JOHN'S	5:00 p.m.
Mon.	18	Baylor at Connecticut (XL)	9:00 p.m.
Tues.	19	RUTGERS AT SYRACUSE	7:00 p.m.
Wed.	20	USF AT LOUISVILLE	7:00 p.m.
		CINCINNATI AT PITTSBURGH	7:00 p.m.
		PROVIDENCE AT SETON HALL	7:00 p.m.
		ST. JOHN'S AT MARQUETTE	8:00 p.m.
Sat.	23	GEORGETOWN AT PITTSBURGH	1:00 p.m.
		PROVIDENCE AT CINCINNATI	2:00 p.m.
		SYRACUSE AT USF	2:00 p.m.
		RUTGERS AT ST. JOHN'S	2:00 p.m.
		SETON HALL AT CONNECTICUT (GP)	4:00 p.m.



Sun.	24	LOUISVILLE AT VILLANOVA	2:00 p.m.
		NOTRE DAME AT DE PAUL	3:30 p.m.
Tues.	26	SYRACUSE AT NOTRE DAME	7:00 p.m.
		PITTSBURGH AT CONNECTICUT (XL)	7:00 p.m.
		MARQUETTE AT PROVIDENCE	7:00 p.m.
		USF AT RUTGERS	7:30 p.m.
		GEORGETOWN AT DE PAUL	9:00 p.m.
Wed.	27	ST. JOHN'S AT VILLANOVA	7:00 p.m.
		SETON HALL AT LOUISVILLE	7:00 p.m.
MARCH			
Sat.	2	CONNECTICUT AT USF	Noon
		DE PAUL AT PITTSBURGH	1:00 p.m.
		ST. JOHN'S AT SETON HALL	2:00 p.m.
		VILLANOVA AT SYRACUSE	3:00 p.m.
		MARQUETTE AT GEORGETOWN	4:00 p.m.
		NOTRE DAME AT PROVIDENCE	4:00 p.m.
		RUTGERS AT CINCINNATI	5:00 p.m.
Mon.	4	CONNECTICUT AT NOTRE DAME	7:00 p.m.
		PROVIDENCE AT VILLANOVA	7:00 p.m.
		DE PAUL AT ST. JOHN'S	7:00 p.m.
		PITTSBURGH AT RUTGERS	7:30 p.m.
		USF AT GEORGETOWN	8:00 p.m.
		CINCINNATI AT MARQUETTE	8:00 p.m.
		LOUISVILLE AT SYRACUSE	9:00 p.m.
Fri.	8	BIG EAST Championship First Round	
		(Hartford, Conn.)	
		TBD	4:00 p.m.
		TBD	6:00 p.m.
		TBD	8:00 p.m.

Sat.	9	BIG EAST Championship Second Round	
		(Hartford, Conn.)	
		TBD	Noon
		TBD	2:00 p.m.
		TBD	6:00 p.m.
		TBD	8:00 p.m.
Sun.	10	BIG EAST Championship Quarterfinals	
		(Hartford, Conn.)	
		TBD	Noon
		TBD	2:00 p.m.
		TBD	6:00 p.m.
		TBD	8:00 p.m.
Mon.	11	BIG EAST Championship Semifinals	
		(Hartford, Conn.)	
		TBD	6:00 p.m.
		TBD	8:00 p.m.
Tues.	12	BIG EAST Championship Final	
		(Hartford, Conn.)	
		TBD	7:00 p.m.

All times are Eastern and subject to change

FFH - Fitzgerald Field House (Pittsburgh, Pa.)


GP - Gampel Pavilion (Storrs, Conn.)

XL - XL Center (Hartford, Conn.)

RA - Rupp Arena (Lexington, Ky.)

NOTRE DAME

FIGHTING IRISH



2012-13 WOMEN'S BASKETBALL

RECORDS

Jacqueline Batteast ranks among the top five on 16 of Notre Dame's career statistical charts, including points (fourth), rebounds (fourth) and blocked shots (fourth).

Team Single-Game Records

POINTS

Most Points, Game

1. 128	at Mercer	12/30/11
2. 120	vs. Pittsburgh	11/17/12
3. 113	vs. Liberty	11/24/89
4. 111	vs. West Virginia	1/7/99
5. 109	vs. Providence	1/24/98
109	vs. Marquette	12/21/90
7. 107	vs. Cleveland State	11/26/02
107	vs. Xavier	2/9/85
9. 104	at Georgetown	1/19/08
104	vs. Xavier	2/8/86

Most Consecutive Points: 36 vs. Southeast Missouri State on Jan. 2, 2011

Most Consecutive Points (start of game): 36 vs. Southeast Missouri State on Jan. 2, 2011

Most Points, Home Game

1. 120	vs. Pittsburgh	1/17/12
2. 111	vs. West Virginia	1/7/99
3. 109	vs. Providence	1/24/98
109	vs. Marquette	12/21/90
5. 107	vs. Cleveland State	11/26/02
107	vs. Xavier	2/9/85
7. 104	vs. Xavier	2/8/86
8. 102	vs. Arkansas-Pine Bluff	11/15/09
9. 103	vs. West Virginia	1/9/97
10. 101	vs. Illinois	11/24/98

Most Points, Road Game

1. 128	at Mercer	12/30/11
2. 104	at Georgetown	1/19/08
3. 102	at Boston College	11/23/08
4. 99	at Detroit	2/15/90
5. 97	at Providence	1/30/99
97	at Providence	2/16/97
97	at Saint Louis	1/31/91
8. 94	at Valparaiso	12/20/10
94	at Central Michigan	11/20/07
94	at Syracuse	1/26/99
94	at Western Michigan	12/2/85

Most Points, Losing Effort

1. 93	vs. Northwestern State	3/24/95
2. 87	at DePaul	1/16/95
87	vs. Alabama	12/3/94
4. 86	at Xavier	2/6/92
86	at Georgia	12/8/91
86	at Detroit	2/11/87
7. 84	vs. Texas A&M	12/3/95
8. 83	vs. UCLA	11/18/10
9. 82	vs. Tennessee	1/12/92
10. 81	at Baylor	11/20/11
81	vs. Connecticut	12/8/98

Most Points, Both Teams

1. 201	vs. West Virginia	1/7/99
2. 196	vs. Northwestern State	3/24/95
3. 194	vs. Illinois	12/24/98
4. 192	vs. Alabama	12/3/94
5. 190	at Georgetown	1/19/08
190	at Xavier	2/6/92
7. 187	vs. Connecticut	12/8/98
8. 186	vs. Nebraska	2/25/82
9. 185	vs. North Carolina	12/4/99
185	at Loyola (Ill.)	2/18/89

Most Points, Half

1. 72 (1st)	at Mercer	12/30/11
2. 66 (2nd)	vs. Pittsburgh	1/17/12
3. 62 (2nd)	vs. West Virginia	1/9/97
4. 61 (1st)	vs. Cleveland State	11/26/02

5. 58 (1st)	vs. Indiana State	11/13/11
58 (1st)	vs. Arkansas-Pine Bluff	11/15/09
58 (2nd)	vs. West Virginia	1/7/99
58 (2nd)	vs. Providence	1/24/98
9. 57 (1st)	vs. Arizona	11/20/00
57 (2nd)	vs. North Carolina	12/24/99
57 (2nd)	vs. Loyola (Ill.)	2/20/85

Fewest Points, Game

1. 34	vs. San Diego State	3/21/81
2. 38	vs. Villanova	1/24/04
3. 39	vs. Villanova	3/9/03
39	vs. Louisiana Tech	2/11/83
5. 40	vs. Virginia	2/22/81
6. 41	at Seton Hall	3/1/05
41	vs. Purdue	12/4/92
41	at Marquette	2/3/78
9. 42	vs. Valparaiso	11/18/01
10. 43	three times	
	(MR: at Rutgers	1/24/06)

Fewest Points, Home Game

1. 38	vs. Villanova	1/24/04
2. 39	vs. Louisiana Tech	2/11/83
3. 41	vs. Purdue	12/4/92
4. 42	vs. Valparaiso	11/18/01
5. 45	vs. Villanova	2/26/02
45	vs. UCLA	12/5/81
7. 46	vs. Colorado State	12/23/02
46	vs. Marquette	2/2/80
8. 48	four times	
	(MR: vs. Michigan State	12/13/89)

Fewest Points, Road Game

1. 41	at Seton Hall	3/1/05
41	at Marquette	2/3/78
3. 43	at Rutgers	1/24/06
43	at Tennessee	2/20/89
5. 45	at Seton Hall	2/8/04
45	at Michigan State	2/26/81
7. 46	at Connecticut	1/16/10
46	at DePaul	1/21/84
9. 47	at Connecticut	1/27/07
10. 48	four times	
	(MR: at Villanova	1/24/09)

Fewest Points, Winning Effort

1. 38	vs. Villanova	1/24/04
2. 41	at Seton Hall	3/1/05
3. 42	vs. Valparaiso	11/18/01
4. 46	vs. Colorado State	12/23/02
5. 48	vs. Valparaiso	12/3/77
6. 48	at Illinois State	2/19/83
7. 49	at Maryland	1/9/85
49	at IPFW	1/24/79
9. 50	three times	
	(MR: at Marquette	12/19/04)

Fewest Points, Both Teams

1. 74	vs. Villanova	1/24/04
2. 76	at Seton Hall	3/1/05
3. 77	vs. Valparaiso	11/18/01
4. 86	vs. Marquette	1/10/82
5. 89	vs. Villanova	3/9/03
89	at Maryland	1/9/85
89	vs. Valparaiso	12/3/77
8. 90	at IPFW	1/24/79
9. 91	vs. Colorado State	12/23/02
10. 93	vs. Grace	1/31/78

Fewest Points, Half

1. 11 (1st)	at West Virginia	1/13/08
2. 12 (1st)	vs. Virginia	2/22/81

3. 13 (1st)	vs. Villanova	3/9/03
4. 14 (1st)	vs. Tennessee	12/31/05
5. 15 (1st)	at St. John's	3/3/08
15 (1st)	at Louisville	1/14/06
15 (1st)	at Seton Hall	3/1/05
15 (1st)	at Boston College	2/15/05
9. 16	six times	
	(MR: 1st vs. Virginia Tech	1/10/04)

Largest Margin of Victory

1. 86	at Mercer	12/30/11
2. 78	vs. Liberty	11/24/89
3. 76	vs. Pittsburgh	1/17/12
76	vs. Southeast Missouri	1/2/11
5. 66	vs. Longwood	12/28/11
66	vs. IUPUI	11/26/10
7. 65	vs. Indiana State	11/13/11
8. 63	vs. Morehead State	11/15/10
63	vs. Butler	2/28/85
63	vs. Saint Mary's (Ind.)	12/8/81

Largest Margin of Defeat

1. 76	vs. South Carolina	1/31/81
2. 55	at Tennessee	2/20/89
3. 42	vs. Louisiana Tech	2/11/83
4. 40	vs. Miami (Ohio)	1/17/81
5. 39	vs. Tennessee	3/17/02
6. 37	vs. San Diego State	3/21/81
7. 35	vs. Tennessee	1/7/94
35	at Tennessee	2/14/87
35	vs. Illinois	2/28/81
10. 34	vs. Northeast Missouri	1/12/80

FIELD GOALS

Most Field Goals Made

1. 48	vs. Pittsburgh	1/17/12 (74 att.)
2. 44	vs. Marquette	1/21/90 (73)
44	vs. Liberty	2/24/89 (64)
44	vs. Butler	2/28/85 (69)
5. 43	vs. Detroit	2/15/90 (72)
6. 42	vs. Ark.-Pine Bluff	11/15/09 (79)
42	at Boston College	11/23/08 (65)
42	vs. Cleveland State	1/26/02 (70)
42	vs. Marquette	1/31/87 (70)
42	vs. Saint Mary's (Ind.)	12/8/81 (77)

Most Field Goals Attempted

1. 97	vs. Grace	1/31/78 (31 made)
2. 93	vs. IPFW	1/24/78 (31)
3. 91	vs. Clark	11/11/78 (31)
4. 88	vs. Saint Louis	2/19/91 (39)
88	vs. Concordia	12/6/80 (35)
6. 87	vs. Longwood	12/28/11 (38)
7. 85	vs. Chicago State	1/13/79 (36)
8. 84	at Connecticut	3/4/97 (32)
84	vs. Chicago State	1/11/80 (30)
10. 83	at Cleveland State	2/16/95 (36)
83	vs. Goshen	1/10/79 (27)

Highest Field Goal Percentage (min. 40 attempts)

1. .702 (40-57)	at Mercer	12/30/11
.702 (40-57)	vs. Xavier	2/9/85
3. .684 (39-57)	at Xavier	1/25/90
4. .680 (34-50)	vs. Boston College	2/12/97
5. .673 (37-55)	at Detroit	3/6/90
6. .672 (39-58)	vs. Xavier	2/8/86
7. .649 (48-74)	vs. Pittsburgh	1/17/12
8. .646 (42-65)	at Boston College	11/23/08
9. .644 (29-45)	vs. SMU	1/17/82
10. .643 (36-56)	vs. Marquette	3/13/08



Brittany Mallory had five of Notre Dame's record-setting 36 steals in the 2010-11 season opener against New Hampshire.

3-POINT FIELD GOALS

Most 3-Point Field Goals Made

1.	13	at Miami (Fla.)	1/2/02 (24 att.)
1.	13	vs. St. John's	2/28/98 (20)
3.	11	at Valparaiso	11/17/00 (19)
11	11	vs. St. John's	1/23/99 (25)
11	11	vs. Miami (Fla.)	1/8/98 (20)
11	11	at Pittsburgh	2/17/96 (20)
7.	10	eight times	(MR: at Syracuse 1/30/10 (29))

Most 3-Point Field Goals Attempted

1.	29	at Syracuse	1/30/10 (10 made)
2.	28	vs. Army	11/26/01 (10)
3.	26	vs. Syracuse	3/3/02 (10)
4.	25	vs. Michigan State	11/29/08 (8)
25	25	vs. Michigan	12/2/01 (8)
25	25	at Rutgers	2/13/99 (8)
25	25	vs. St. John's	1/23/99 (11)
25	25	vs. Toledo	12/2/98 (8)
9.	24	at Seton Hall	1/20/99 (10)
10.	23	vs. Southwest Missouri	3/21/04 (4)
23	23	at Syracuse	1/26/99 (7)

Highest 3-Point Percentage (min. 5 attempts)

1.	1,000 (5-5)	vs. Duke	11/17/04
2.	875 (7-8)	at Boston College	11/23/08
3.	857 (6-7)	vs. Illinois-Chicago	11/27/93
	857 (6-7)	vs. Xavier	1/29/91
5.	833 (5-6)	at Central Florida	11/25/89
6.	800 (4-5)	vs. USC	12/27/99
	800 (4-5)	at Georgetown	2/10/96
	800 (4-5)	vs. Georgetown	12/30/92
9.	.769 (10-13)	at Rutgers	2/19/00
10.	.750 (6-8)	three times	(MR: vs. Purdue 1/16/05)

Most Consecutive Games with a 3-Point Field Goal:
93 (Feb. 12, 1997-Jan. 22, 2000)

FREE THROWS

Most Free Throws Made

1.	43	at Mercer	12/30/11 (52 att.)
2.	37	vs. Wake Forest	11/27/10 (43)
3.	33	vs. West Virginia	2/4/07 (39)
33	33	vs. George Washington	3/19/00 (45)
33	33	vs. Marquette	2/20/88 (42)
6.	32	vs. Purdue	12/10/97 (40)
7.	31	vs. West Virginia	1/7/99 (39)
31	31	vs. Illinois	11/24/98 (43)
31	31	at Marquette	12/9/89 (36)
10.	30	at South Florida	2/17/09 (35)
30	30	vs. Pittsburgh	2/26/03 (37)
30	30	at Valparaiso	12/4/02 (40)

Most Free Throws Attempted

1.	52	at Mercer	12/30/11 (43 made)
2.	46	vs. Xavier	2/8/86 (26)
46	46	vs. Connecticut	1/15/01 (26)
4.	45	vs. George Washington	3/19/00 (33)
5.	43	vs. Wake Forest	11/27/10 (37)
43	43	vs. Illinois	11/24/98 (31)
43	43	vs. Georgetown	2/18/98 (28)
8.	42	vs. Marquette	2/20/88 (33)
9.	41	at South Florida	2/5/11 (28)
10.	40	at Eastern Michigan	12/2/08 (25)
40	40	at Valparaiso	12/4/02 (30)
40	40	vs. Purdue	12/10/97 (32)

Highest Free Throw Percentage (min. 10 attempts)

1.	1,000 (18-18)	at Valparaiso	11/30/04
2.	.960 (24-25)	vs. Marquette	12/1/93
3.	.950 (19-20)	at St. John's	1/14/03
4.	.944 (17-18)	at Louisville	2/20/12
	.944 (17-18)	vs. Villanova	1/16/08
6.	.938 (15-16)	vs. Connecticut	1/27/08
	.938 (15-16)	vs. La Salle	2/17/94
8.	.933 (14-15)	at Evansville	2/2/91
9.	.929 (13-14)	at USC	1/3/85
	.929 (26-28)	vs. Marquette	2/13/08

REBOUNDS

Most Rebounds

1.	74	vs. IPFW	1/24/78
2.	67	vs. Duke	11/21/98
67	67	at Georgetown	12/30/93
67	67	vs. Grace	1/31/78
5.	66	vs. Southeast Missouri	1/2/11
6.	65	vs. Cleveland State	1/20/87
7.	64	vs. Chicago State	1/11/80
8.	62	vs. Alcorn State	3/17/01
62	62	vs. Clark	11/17/78
10.	60	vs. Army	11/26/01
60	60	vs. Marquette	12/21/90
60	60	at Saint Mary's (Ind.)	1/27/79

ASSISTS

Most Assists

1.	38	vs. Marquette	12/21/90
2.	34	vs. Detroit	2/15/90
34	34	vs. Marquette	1/31/87
4.	33	vs. Pittsburgh	1/17/12
5.	32	vs. Michigan State	12/11/99
31	31	vs. Arkansas-Pine Bluff	11/15/09
31	31	vs. Arizona	11/20/00
8.	30	vs. Evansville	11/26/90
9.	29	four times	(MR: vs. Marquette 12/7/11)

BLOCKED SHOTS

Most Blocked Shots

1.	18	at Bradley	2/18/83
2.	16	vs. Boston College	2/10/02
3.	13	vs. Marquette	12/22/01
13	13	at St. John's	1/9/01
5.	12	vs. Michigan State	12/2/04
12	12	vs. Georgetown	1/29/00
12	12	at Marquette	12/13/85
12	12	vs. Pacific Lutheran	3/12/80
9.	11	six times	(MR: vs. Purdue 4/1/01)

STEALS

Most Steals

1.	36	vs. New Hampshire	11/12/10
2.	29	vs. Akron	11/11/11
29	29	at Saint Louis	1/31/91
29	29	vs. Xavier	2/9/85
5.	27	vs. Grace	1/31/78
6.	26	vs. Longwood	12/28/11
26	26	vs. Morehead State	11/15/10
8.	25	vs. Indiana State	11/13/11
9.	24	at Valparaiso	12/20/10
24	24	vs. Charlotte	12/20/09
24	24	vs. Saint Louis	2/11/89

TURNOVERS

Fewest Turnovers

1.	3	at Maryland	11/16/07
2.	6	at DePaul	2/12/06
6	6	vs. Toledo	12/19/88
4.	7	vs. Baylor	4/3/12
7	7	vs. Virginia Tech	1/26/02
6.	8	six times	(MR: vs. Evansville 11/19/08)

Most Turnovers

1.	50	vs. Michigan	12/8/79
2.	42	at Michigan State	12/21/95
3.	41	vs. Purdue	12/4/92
4.	40	at Georgia	12/8/91
5.	38	at Michigan State	2/26/81
6.	37	at South Carolina	2/20/82
37	37	at Illinois	2/16/82
8.	36	vs. Miami (Ohio)	1/17/81
36	36	vs. SIU-Edwardsville	1/11/80
36	36	at Valparaiso	1/22/79

FOULS

Most Fouls

1.	35	vs. Hawaii	3/22/81
2.	34	at St. Joseph's (Ind.)	2/17/81
3.	33	at South Florida	1/13/07
33	33	vs. IPFW	1/24/78
5.	32	at Wisconsin	12/8/97
32	32	at Dayton	2/23/89
7.	31	vs. Butler	1/22/94
31	31	vs. St. Joseph's (Ind.)	1/16/80
9.	30	at Miami	11/20/11
30	30	at Duke	11/22/97
30	30	vs. Tennessee	1/7/94
30	30	vs. Wisconsin	12/4/93

Individual Single-Game Records



More than 20 years later, Karen Robinson still holds the Notre Dame record for field goal accuracy in a single game, going a perfect 12-for-12 at Saint Louis on Jan. 14, 1989.

POINTS

Most Points

1.	41	Ruth Riley at Providence	1/30/99
2.	40	Katryna Gaither vs. Ohio	11/29/96
3.	36	Ruth Riley vs. Miami (Fla.)	2/22/00
36		Ruth Riley vs. Providence	1/10/99
36		Beth Morgan vs. Alabama	3/22/97
6.	35	Charel Allen vs. Oklahoma	3/25/08
7.	34	Katryna Gaither vs. Syracuse	1/10/96
34		Beth Morgan vs. Texas A&M	12/3/95
34		Katryna Gaither vs. Cleveland State	1/9/95
10.	33	Michelle Marciniak at Georgia	12/8/91

FIELD GOALS

Most Field Goals Made

1.	18	Ruth Riley at Providence	1/30/99 (22 att.)
2.	17	Katryna Gaither vs. Ohio	11/29/96 (22)
3.	16	Katryna Gaither vs. Providence	1/14/96 (22)
16		Katryna Gaither vs. Cleveland State	1/9/95 (20)
5.	15	Michelle Marciniak at Georgia	12/8/91 (21)
6.	14	eight times	
		(MR: Charel Allen vs. St. John's	1/16/07 (19))

Most Field Goals Attempted

1.	31	Beth Morgan at Connecticut	3/4/97
2.	30	Shari Matvey vs. Chicago State	1/11/80
3.	28	Shari Matvey at Michigan State	2/26/81
4.	26	Katryna Gaither at Cleveland State	2/16/95
26		Trena Keys at Rutgers	1/9/86
6.	25	Jacqueline Bateast vs. Michigan State	12/2/04
25		Beth Morgan at Purdue	12/5/96
25		Letitia Bowen vs. Butler	3/4/93
25		Carol Lally at Northern Illinois	1/12/79
25		Carol Lally vs. Northern Illinois	2/11/78

Highest Field Goal Percentage (min. 7 attempts)

1.	1.000 (12-12)	Karen Robinson at Saint Louis	1/14/89
2.	1.000 (9-9)	Crystal Erwin vs. Washington	12/11/04
	1.000 (9-9)	Sandy Botham vs. Evansville	2/28/86
4.	1.000 (8-8)	Skylar Diggins at Mercer	
		Rosanne Bohman at Texas	3/17/97
		Annie Schwartz at Loyola (Ill.)	11/28/87
7.	1.000 (7-7)	seven times	
		(MR: Teresa Borton vs. West Virginia	2/1/03)

3-POINT FIELD GOALS

Most 3-Point Field Goals Made

1.	8	Sheila McMillen vs. St. John's	2/28/98 (12 att.)
2.	7	Alicia Ratay at Providence	2/16/03 (9)
7		Alicia Ratay vs. Syracuse	3/3/02 (14)
7		Alicia Ratay at Miami (Fla.)	1/2/02 (9)
7		Alicia Ratay at Rutgers	2/19/00 (7)
6.	6	nine times	
		(MR: Brittany Mallory vs. Oklahoma	3/26/11 (10))

Most 3-Point Field Goals Attempted

1.	15	Sheila McMillen vs. St. John's	1/23/99 (6 made)
2.	14	Alicia Ratay vs. Syracuse	3/3/02 (7)
14		Sheila McMillen vs. Syracuse	2/17/99 (6)
14		Sheila McMillen at Rutgers	2/13/99 (6)
5.	13	Sheila McMillen vs. West Virginia	1/7/99 (5)
13		Sheila McMillen vs. Toledo	12/2/98 (6)
7.	12	Ashley Barlow at Syracuse	1/30/10 (4)
12		Sheila McMillen at Rutgers	3/1/99 (5)
12		Sheila McMillen vs. St. John's	2/28/98 (8)
10.	11	six times	
		(MR: Megan Duffy vs. Iona	11/29/05 (3))

Highest 3-Point Percentage (min. 4 attempts)

1.	1.000 (7-7)	Alicia Ratay at Rutgers	2/19/00
	1.000 (5-5)	Sheila McMillen vs. Connecticut	12/8/98
	1.000 (4-4)	Natalie Novosel vs. West Virginia	3/5/12
	1.000 (4-4)	Brittany Mallory vs. Hartford	11/17/11
	1.000 (4-4)	Niele Ivey vs. Wisconsin	11/22/00
	1.000 (4-4)	Beth Morgan at Boston College	1/7/97
	1.000 (4-4)	Sherril Orlosky at Evansville	2/12/94
	1.000 (4-4)	Audrey Gomez vs. Dayton	2/13/93
	1.000 (4-4)	Coquese Washington vs. Xavier	1/29/91
	1.000 (4-4)	Coquese Washington at Loyola (Ill.)	2/6/90

FREE THROWS

Most Free Throws Made

1.	18	Natalie Novosel vs. California	3/20/12 (20 att.)
	18	Ruth Riley vs. Miami (Fla.)	2/22/00 (23)
3.	15	Beth Morgan vs. Georgetown	1/25/97 (16)
15		Krissi Davis at Butler	1/7/91 (16)
5.	14	Beth Morgan at Texas	3/17/97 (18)
6.	13	Ashley Barlow vs. Prairie View	12/28/06 (13)
13		Ruth Riley vs. Connecticut	1/15/01 (13)
8.	12	seven times	
		(MR: Natalie Novosel vs. South Fla.	2/25/12 (12))

Most Free Throws Attempted

1.	23	Ruth Riley vs. Miami (Fla.)	2/22/00 (18 made)
2.	20	Natalie Novosel vs. California	3/20/12 (18)
3.	18	Skylar Diggins vs. West Virginia	2/12/12 (12)
	18	Beth Morgan at Texas	3/17/97 (14)
	18	Janice Crowe vs. Concordia	12/6/80 (9)
6.	16	Courtney LaVere at Villanova	1/25/03 (12)
16		Beth Morgan vs. Georgetown	1/25/97 (15)
16		Krissi Davis at Butler	1/7/91 (15)
	16	Trena Keys at Dayton	2/5/85 (12)
10.	15	Natalie Novosel at Baylor	11/20/11 (11)
15		Sandy Botham at Northern Illinois	3/9/88 (9)

Highest Free Throw Percentage (min. 10 attempts)

1.	1.000 (13-13)	Ashley Barlow vs. Prairie View	12/28/06
	1.000 (13-13)	Ruth Riley vs. Connecticut	1/15/01
	1.000 (12-12)	Natalie Novosel vs. South Fla.	2/25/12
	1.000 (12-12)	Charel Allen vs. Oklahoma	3/25/08
	1.000 (12-12)	Kelley Siemon at UCLA	11/30/97
	1.000 (10-10)	eight times	
		(MR: Jacqueline Bateast vs. Villanova	1/24/04)

REBOUNDS

Most Rebounds

1.	22	Jane Politski vs. Goshen	2/13/78
----	----	--------------------------	---------

2.	21	Jane Politski at Marion	2/16/79
21		Jane Politski at Indiana Tech	2/15/78
4.	20	Heidi Bunek at DePaul	1/20/88
20		Jane Politski vs. Vincennes	3/4/78
6.	19	Jane Politski vs. Saint Mary's (Ind.)	2/20/78
7.	18	eight times	
		(MR: Devereaux Peters vs. South Florida	2/25/12)

ASSISTS

Most Assists

1.	17	Mary Gavin vs. Marquette	2/28/87
2.	15	Mary Gavin vs. Northern Illinois	12/15/85
3.	14	Mary Gavin vs. Marquette	1/31/87
4.	13	eight times	
		(MR: Niele Ivey vs. North Carolina	12/4/99)

BLOCKED SHOTS

Most Blocked Shots

1.	11	Amanda Barksdale vs. Boston College	2/10/02
2.	8	Amanda Barksdale vs. Marquette	12/22/01
8		Ruth Riley vs. Duke	11/21/98
8		Shari Matvey at Wisconsin-La Crosse	3/15/80
5.	7	eight times	
		(MR: Devereaux Peters vs. California	3/20/12)

STEALS

Most Steals

1.	10	Mary Gavin vs. Marquette	1/31/87
2.	8	Ashley Barlow vs. Cincinnati	1/31/09
8		Le'Tania Severe vs. Georgetown	2/5/03
8		Coquese Washington vs. Stanford	11/24/91
8		Karen Robinson at Xavier	2/25/89
8		Mary Gavin vs. Montana	12/31/86
8		Mary Beth Schuett vs. Xavier	2/9/84
8.	7	23 times	
		(MR: Frederica Miller vs. Akron	11/11/11)

TRIPLE-DOUBLES

Mary Gavin vs. Marquette – Jan. 31, 1987 (11p, 14a, 10s)
Sara Liebscher vs. Detroit – Feb. 15, 1990 (17p, 12p, 10a)
Skylar Diggins vs. Maryland – March 27, 2012 (22p, 10p, 11a)
(NCAA Raleigh Regional Final – Raleigh, N.C.)

Current players listed in **boldface**



Charel Allen's 35-point outburst in the second round of the 2008 NCAA Championship against Oklahoma included a perfect 12-for-12 performance at the free throw line.



On a December afternoon in 2004, Crystal Erwin earned a spot in Notre Dame history, tying Sandy Botham's arena record by going 9-for-9 from the floor and scoring a career-high 24 points in a victory over Washington.

POINTS

Most Points, Individual

1. 36	Ruth Riley vs. Miami (Fla.)	2/22/00
36	Ruth Riley vs. Providence	1/10/99
3. 34	Katryna Gaither vs. Cleveland State	1/9/95
34	Katryna Gaither vs. Syracuse	1/10/96
5. 32	six times (MR: Natalie Novosel vs. South Florida)	2/25/12

Most Points, Team

1. 120	vs. Pittsburgh	1/17/12
111	vs. West Virginia	1/7/99
3. 109	vs. Providence	1/24/98
109	vs. Marquette	12/21/90
5. 107	twice (MR: vs. Cleveland State)	11/26/02

Fewest Points, Team

1. 38	vs. Villanova	1/24/04
2. 39	vs. Louisiana Tech	2/11/83
3. 41	vs. Purdue	12/4/92
4. 42	vs. Valparaiso	11/18/01
5. 45	twice (MR: vs. Villanova)	2/26/02

Most Points, Opponent Individual

1. 35	Shelly Pennefather (Villanova)	2/11/84
2. 34	Aisha Jefferson (Michigan State)	11/29/08
34	Debra Powell (Nebraska)	2/25/82
4. 32	Nadine Malcolm (Providence)	12/7/96
32	Cornelia Gayden (LSU)	12/19/93

Most Points, Opponent Team

1. 124	South Carolina	1/31/81
2. 106	Connecticut	12/8/98
3. 105	Tennessee	1/7/94
4. 98	Nebraska	2/25/82
5. 93	twice (MR: Illinois)	11/24/98

Fewest Points, Opponent Team

1. 21	Southeast Missouri State	1/2/11
2. 25	Grace	1/31/78
3. 26	Longwood	12/28/11
4. 28	Morehead State	11/15/10
5. 29	twice (MR: IU/PUI)	11/26/10

FIELD GOALS

Most Field Goals Made

1. 16	Katryna Gaither vs. Cleveland State	1/9/95 (20 att.)
2. 14	Charel Allen vs. St. John's	1/16/07 (19)
14	Trena Keys vs. Northern Illinois	12/15/85 (19)
14	Shari Matvey vs. Mount St. Joseph	1/26/80 (19)
5. 13	twice (MR: Skylar Diggins vs. Vermont)	3/23/10 (211)

Most Field Goals Made, Team

1. 48	vs. Pittsburgh	1/17/12 (74 att.)
2. 44	vs. Marquette	12/21/90 (73)
44	vs. Butler	2/28/85 (69)
4. 43	vs. Detroit	2/15/90 (72)
5. 42	three times (MR: vs. Arkansas-Pine Bluff)	11/15/09 (79)

Most Field Goals Made, Opponent Individual

1. 17	Shelly Pennefather (Villanova)	2/11/84 (24 att.)
2. 14	Aisha Jefferson (Michigan State)	1/29/08 (28)
3. 13	four times (MR: Kara Wolters (Connecticut))	1/18/96 (18)

Most Field Goals Made, Opponent Team

1. 55	South Carolina	1/31/81 (82 att.)
2. 40	Nebraska	2/25/82 (77)
3. 39	Tennessee	2/3/88 (63)
39	Miami (Ohio)	1/17/81 (63)
5. 38	Connecticut	12/8/98 (68)

Most Field Goals Attempted

1. 25	Jacqueline Bateast vs. Michigan St.	12/2/04 (6 made)
25	Letitia Bowen vs. Butler	3/4/93 (9)
25	Carol Lally vs. Northern Illinois	2/11/78 (9)
4. 23	three times (MR: Jacqueline Bateast vs. Ohio St.)	11/20/04 (11)

Most Field Goals Attempted, Team

1. 97	vs. Grace	1/31/78 (31 made)
2. 93	vs. IPFW	1/24/78 (31)
3. 91	vs. Clark	11/11/78 (31)
4. 88	vs. Saint Louis	2/19/91 (39)
88	vs. Concordia	12/6/80 (35)

Most Field Goals Attempted, Opponent Individual

1. 28	Aisha Jefferson (Michigan St.)	11/29/08 (14 made)
28	Cornelia Gayden (LSU)	12/19/93 (12)
3. 27	Lenae Williams (DePaul)	12/31/01 (6)
4. 25	Regina Pierce (Detroit)	2/14/84 (9)
25	Debra Powell (Nebraska)	2/25/82 (13)

Most Field Goals Attempted, Opponent Team

1. 90	Mount St. Joseph	1/26/80 (32 made)
2. 83	Marquette	11/26/91 (27)
3. 82	South Carolina	1/21/81 (55)
4. 80	Miami (Fla.)	1/11/03 (29)
5. 79	twice (MR: Connecticut)	1/15/01 (29)

Highest Field Goal Percentage (min. 7 attempts)

1. 1,000 (9-9)	Crystal Erwin vs. Washington	12/11/04
1,000 (9-9)	Sandy Botham vs. Evansville	2/28/86
1,000 (7-7)	four times (MR: Teresa Borton vs. West Virginia)	2/1/03

Highest Field Goal Percentage, Team (min. 40 attempts)

1. .702 (40-57)	vs. Xavier	2/9/85
2. .680 (34-50)	vs. Boston College	2/12/97
3. .672 (39-58)	vs. Xavier	2/8/86
4. .649 (48-74)	vs. Pittsburgh	1/17/12
5. .644 (29-45)	vs. SMU	1/17/82

Highest Field Goal Percentage, Opponent Individual (min. 7 attempts)

1. 1,000 (10-10)	Nykesha Sales (Connecticut)	12/6/97
2. .909 (11-11)	Rita Johnson (South Carolina)	1/31/81
3. .867 (13-15)	Bridgette Gordon (Tennessee)	2/3/88
4. .857 (6-7)	Chelsey Lee (Rutgers)	2/12/11
5. .818 (9-11)	Barbara Turner (Connecticut)	1/20/03

Highest Field Goal Percentage, Opponent Team (min. 40 attempts)

1. .673 (37-55)	Tennessee	1/7/94
2. .671 (55-82)	South Carolina	1/31/81
3. .619 (39-63)	Tennessee	2/3/88
3. .619 (39-63)	Miami (Ohio)	1/17/81
5. .609 (28-46)	Miami (Ohio)	2/17/91

3-POINT FIELD GOALS

Most 3-Point Field Goals Made

1. 6	Kellie Watson vs. Michigan State	11/29/08 (9 att.)
6	Megan Duffy vs. Wisconsin	12/4/03 (10)
6	Alicia Ratay vs. St. John's	2/12/00 (9)
6	Sheila McMillen vs. Syracuse	2/17/99 (14)
6	Sheila McMillen vs. St. John's	1/23/99 (15)
6	Sheila McMillen vs. Toledo	12/2/98 (13)
6	Mollie Peinick vs. Marquette	1/8/98 (9)

Most 3-Point Field Goals Made, Team

1. 11	vs. St. John's	1/23/99 (25 att.)
11	vs. Miami (Fla.)	1/8/98 (20)
3. 10	vs. Army	11/26/01 (28)
10	vs. Miami (Fla.)	2/23/99 (28)
10	vs. West Virginia	1/9/97 (18)

Most 3-Point Field Goals Made, Opponent Individual

1. 7	Angie Bjorklund (Tennessee)	1/5/08 (9 att.)
7	Andrea Morgan (DePaul)	2/28/88 (13)
3. 6	Anne Boese (IPFW)	12/8/09 (8)
4. 5	13 times (MR: Courtney Weibel (Marquette))	2/23/10 (8)

Most 3-Point Field Goals Made, Opponent Team

1. 13	DePaul	1/17/06 (29 att.)
2. 11	five times (MR: IPFW)	12/8/09 (22)

Most 3-Point Field Goals Attempted

1. 15	Sheila McMillen vs. St. John's	1/23/99 (6 made)
2. 14	Sheila McMillen vs. Syracuse	2/17/99 (6)
3. 13	Sheila McMillen vs. West Virginia	1/7/99 (5)
13	Sheila McMillen vs. Toledo	12/2/98 (6)
5. 11	three times (MR: Niele Ivey vs. Syracuse)	1/15/00 (6)

Most 3-Point Field Goals Attempted, Team

1. 28	vs. Army	11/26/01 (10 made)
2. 25	vs. St. John's	1/23/99 (11)
25	vs. Michigan State	11/29/08 (8)
25	vs. Toledo	12/2/98 (8)
5. 23	vs. Southwest Missouri State	3/21/04 (4)

Most 3-Point Field Goals Attempted, Opponent Individual

1. 16	Lenae Williams (DePaul)	12/31/01 (3 made)
2. 13	Christie Lambert (West Virginia)	1/7/99 (5)
13	Casey Ross (Western Michigan)	12/12/01 (2)
4. 12	Ann Strother (Connecticut)	1/12/05 (3)
12	Jessica Richter (Syracuse)	1/5/05 (5)

Most 3-Point Field Goals Attempted, Opponent Team

1. 41	Alcorn State	3/17/01 (9 made)
2. 33	Connecticut	1/15/01 (11)
3. 32	Southeast Missouri State	1/21/11 (6)
4. 29	DePaul	1/17/06 (13)
29	Syracuse	1/5/05 (9)

Highest 3-Point Percentage (min. 4 attempts)

1. 1,000 (5-5)	Sheila McMillen vs. Connecticut	12/8/98
1,000 (4-4)	Brittany Mallory vs. Hartford	11/17/11
1,000 (4-4)	Audrey Gomez vs. Dayton	2/13/93
1,000 (4-4)	Cocquese Washington vs. Xavier	1/29/91
5. .833 (5-6)	four times (MR: Alicia Ratay vs. IPFW)	12/21/02

Highest 3-Point Percentage, Team (min. 5 attempts)

1. 1,000 (5-5)	vs. Duke	11/17/04
2. .857 (6-7)	vs. Illinois-Chicago	11/27/93
.857 (6-7)	vs. Xavier	1/29/91
4. .800 (4-5)	vs. USC	12/27/99
.800 (4-5)	vs. Georgetown	12/30/92

Highest 3-Point Percentage, Opponent Individual (min. 4 attempts)

1. 1,000 (4-4)	Kayla Cook (Cincinnati)	2/26/11
1,000 (4-4)	Courtney Weibel (Marquette)	2/13/08
1,000 (4-4)	Maya Moore (Connecticut)	1/27/08
1,000 (4-4)	Candace Wilson (Central Michigan)	11/10/06
5. .833 (5-6)	Megan Thorburn (Bowling Green)	11/13/06

Purcell Pavilion/Joyce Center Records

Highest 3-Point Percentage, Opponent Team (min. 5 attempts)

1.	.875 (7-8)	Tennessee	1/7/94
2.	.800 (4-5)	Toledo	12/19/88
3.	.714 (5-7)	Syracuse	1/5/00
4.	.714 (5-7)	UCLA	12/22/89
5.	.700 (7-10)	twice (MR: Providence)	1/5/02

FREE THROWS

Most Free Throws Made

1.	18	Natalie Novosel vs. California	3/20/12 (20 att.)
18	Ruth Riley vs. Miami (Fla.)	2/22/00 (23)	
3.	15	Beth Morgan vs. Georgetown	1/25/97 (16)
4.	13	Ashley Barlow vs. Prairie View	12/28/06 (13)
13	Ruth Riley vs. Connecticut	1/15/01 (13)	

Most Free Throws Made, Team

1.	37	vs. Wake Forest	11/27/10 (43 att.)
2.	33	vs. West Virginia	2/4/07 (39)
33	vs. George Washington	3/19/00 (45)	
4.	32	vs. Purdue	12/10/97 (40)
5.	31	vs. West Virginia	1/7/99 (39)
31	vs. Illinois	11/24/98 (43)	

Most Free Throws Made, Opponent Individual

1.	15	Nadine Malcolm (Providence)	12/7/96 (16 att.)
2.	13	Liz Zeller (TCU)	12/13/90 (16)
3.	12	six times (MR: Epiphany Prince (Rutgers))	1/27/09 (12)

Most Free Throws Made, Opponent Team

1.	32	Illinois	11/24/98 (37 att.)
32	Boston College	2/12/97 (41)	
32	La Salle	1/5/92 (44)	
31	Illinois-Chicago	1/23/83 (39)	
5.	29	twice (MR: Michigan State)	12/2/04 (33)

Most Free Throws Attempted

1.	23	Ruth Riley vs. Miami (Fla.)	2/22/00 (18 made)
2.	20	Natalie Novosel vs. California	3/20/12 (18)
3.	18	Skyler Diggins vs. West Virginia	2/12/12 (12)
18	Janice Crowe vs. Concordia	12/6/80 (9)	
16	Kelley Siemon vs. Connecticut	1/15/01 (3)	
16	Beth Morgan vs. Georgetown	1/25/97 (15)	

Most Free Throws Attempted, Team

1.	46	vs. Connecticut	1/15/01 (26 made)
46	vs. Xavier	2/8/86 (26)	
3.	45	vs. George Washington	3/19/00 (33)
4.	43	vs. Wake Forest	11/27/10 (37)
43	vs. Illinois	11/24/98 (31)	
43	vs. Georgetown	2/18/98 (28)	

Most Free Throws Attempted, Opponent Individual

1.	16	Nadine Malcolm (Providence)	12/7/96 (15 made)
16	Liz Zeller (TCU)	12/13/90 (13)	
3.	15	Katie Donovan (Illinois State)	11/13/04 (10)
15	Holly Porter (Boston College)	2/12/97 (12)	
15	Zan Jefferies (Indiana)	12/6/90 (6)	

Most Free Throws Attempted, Opponent Team

1.	44	La Salle	1/5/92 (32 made)
2.	42	Tennessee	12/3/89 (28)
3.	41	Boston College	2/12/97 (32)
41	Butler	1/22/94 (29)	
5.	40	St. Joseph's (Ind.)	1/16/80 (24)

Highest Free Throw Percentage (min. 10 attempts)

1.	1.000 (13-13)	Ashley Barlow vs. Prairie View	12/28/06
1.000 (13-13)	Ruth Riley vs. Connecticut	1/15/01	
1.000 (12-12)	Natalie Novosel vs. South Florida	2/25/12	
1.000 (10-10)	Jacqueline Batts vs. Villanova	1/24/04	
1.000 (10-10)	Karen Robinson vs. Evansville	2/3/90	
1.000 (10-10)	Karen Robinson vs. Marquette	1/18/90	

Highest Free Throw Percentage, Team (min. 15 attempts)

1.	.960 (24-25)	vs. Marquette	12/1/93
2.	.944 (17-18)	vs. Villanova	1/16/08
3.	.938 (15-16)	vs. Connecticut	1/27/08
3.	.938 (15-16)	vs. La Salle	2/17/94
5.	.929 (26-28)	vs. Marquette	2/13/08

Highest Free Throw Percentage, Opponent Individual (min. 10 attempts)

1.	1.000 (12-12)	Epiphany Prince (Rutgers)	1/27/09
1.000 (10-10)	Kelly Farris (Connecticut)	1/8/11	
1.000 (10-10)	Nykesha Sales (Connecticut)	2/21/98	
4.	.938 (15-16)	Nadine Malcolm (Providence)	12/7/96
5.	.923 (12-13)	Jennifer Cole (La Salle)	1/5/92
.923 (12-13)	Jo Ann Osterkamp (Xavier)	2/25/84	

Highest Free Throw Percentage, Opponent Team (min. 10 attempts)

1.	.963 (26-27)	Connecticut	1/8/11
2.	.952 (20-21)	West Virginia	1/14/98
3.	.923 (12-13)	Western Michigan	11/19/06
4.	.917 (11-12)	three times (MR: Valparaiso)	12/12/09

REBOUNDS

Most Rebounds

1.	18	Devereaux Peters vs. South Florida	2/25/12
18	Ruth Riley vs. Duke	11/21/98	
18	Letitia Bowen vs. Marquette	12/1/93	
18	Letitia Bowen vs. Georgetown	12/30/92	
18	Shari Matvey vs. Illinois-Chicago	1/18/81	
18	Jane Politski vs. Northern Illinois	2/11/78	

Most Rebounds, Team

1.	74	vs. IPFW	1/24/78
2.	67	vs. Duke	11/21/98
67	vs. Grace	1/31/78	
4.	66	vs. Southeast Missouri State	1/2/11
5.	65	vs. Cleveland State	1/20/87

Most Rebounds, Opponent Individual

1.	20	Sue Wicks (Rutgers)	1/9/86
2.	18	Marcedes Walker (Pittsburgh)	2/28/06
18	Lynda Talley (St. Ambrose)	1/18/80	
4.	16	Ebony Hoffman (USC)	2/22/03
16	Julie Sievers (Marquette)	2/2/80	

Most Rebounds, Opponent Team

1.	60	Saint Louis	1/20/80
2.	56	Pittsburgh	2/10/08
56	Mount St. Joseph	1/26/80	
4.	55	Tennessee	12/3/89
5.	54	three times (MR: Michigan State)	12/2/04

ASSISTS

Most Assists

1.	15	Mary Gavin vs. Northern Illinois	12/15/85
2.	14	Mary Gavin vs. Marquette	1/31/87
3.	13	Mary Gavin vs. St. Ambrose	12/12/87
13	Mary Gavin vs. DePaul	1/18/87	
13	Mary Gavin vs. Evansville	2/28/86	

Most Assists, Team

1.	38	vs. Marquette	12/21/90
2.	34	vs. Detroit	2/15/90
34	vs. Marquette	1/31/87	
4.	33	vs. Pittsburgh	1/17/12
5.	32	vs. Michigan State	12/11/99

Most Assists, Opponent Individual

1.	12	Stephanie Rich (Wisconsin)	12/4/03
12	Shanette Lee (Villanova)	12/12/98	
3.	11	Ketia Swanier (Connecticut)	1/27/08
4.	10	seven times (MR: Liad Suez-Kami (Villanova))	2/7/06

Most Assists, Opponent Team

1.	27	Connecticut	12/8/98
2.	25	West Virginia	1/7/99
3.	24	Connecticut	3/1/10
23	Tennessee	1/5/08	
5.	22	DePaul	1/22/08
22	IUPUI	12/16/06	

BLOCKED SHOTS

Most Blocked Shots

1.	11	Amanda Barksdale vs. Boston College	2/10/02
2.	8	Amanda Barksdale vs. Marquette	12/22/01
8	Ruth Riley vs. Duke	11/21/98	
4.	7	seven times (MR: Devereaux Peters vs. California)	3/20/12

Most Blocked Shots, Team

1.	16	vs. Boston College	2/10/02
2.	13	vs. Marquette	12/22/01
3.	12	vs. Michigan State	12/2/04
5.	11	vs. Georgetown	1/29/00
12	three times (MR: vs. Butler)	12/1/99	

Most Blocked Shots, Opponent Individual

1.	7	Alison Bales (Duke)	11/17/04
2.	6	Bettina Love (Pittsburgh)	2/7/01
3.	5	Liesel Schultz (Butler)	3/4/93
5.	4	Debra Robinson (DePaul)	2/27/82
4	14 times (MR: Liz Honeger (Bowling Green))	11/13/06	

Most Blocked Shots, Opponent Team

1.	11	Duke	11/17/04
2.	10	St. Ambrose	2/7/81
3.	8	five times (MR: Longwood)	12/28/11

STEALS

Most Steals

1.	10	Mary Gavin vs. Marquette	1/31/87
2.	8	Ashley Barlow vs. Cincinnati	1/31/09
8	Le Tania Severe vs. Georgetown	2/5/03	
8	Coquese Washington vs. Stanford	11/24/91	
8	Mary Beth Schueth vs. Xavier	2/9/85	

Most Steals, Team

1.	36	vs. New Hampshire	11/12/10
2.	29	vs. Akron	11/11/11
29	vs. Xavier	2/9/85	
4.	27	vs. Grace	1/31/78
5.	26	vs. Longwood	12/28/11
26	vs. Morehead State	11/15/10	

Most Steals, Opponent Individual

1.	10	Katie Smrcka-Duffy (Georgetown)	1/29/00
10	Shelly Klare (Western Michigan)	12/14/83	
3.	8	Angel McCoughtry (Louisville)	2/11/09
8	Amira Danforth (Detroit)	1/29/94	
5.	7	three times (MR: Sasha Bernard (South Florida))	2/25/12

Most Steals, Opponent Team

1.	26	Michigan	12/8/79
2.	24	Georgetown	1/29/00
3.	20	Tennessee	1/7/94
20	Syracuse	12/8/90	
20	Saint Mary's (Ind.)	1/30/80	

Current players listed in **boldface**



Five Notre Dame players have grabbed a Purcell Pavilion-record 18 rebounds in a single game, but Letitia Bowen is the only one to do so twice (Dec. 30, 1992 vs. Georgetown; Dec. 1, 1993 vs. Marquette).

Team Single-Season Records

WINS

Most Wins

1.	35	2011-12
2.	34	2000-01
3.	31	2010-11
	31	1996-97
5.	29	2009-10
6.	27	2004-05
	27	1999-00
8.	26	1998-99
9.	25	2007-08
10.	23, four times	(MR: 1995-96)

Fewest Wins

1.	10	1980-81
2.	12	1986-87
3.	13	1977-78
4.	14	1991-92
	14	1983-84

Highest Winning Percentage

1.	.944 (34-2)	2000-01
2.	.897 (35-4)	2011-12
3.	.843 (27-5)	1999-00
4.	.839 (26-5)	1998-99
5.	.829 (29-6)	2009-10
6.	.818 (27-6)	2004-05
7.	.816 (31-7)	1996-97
8.	.795 (31-8)	2010-11
9.	.793 (23-6)	1989-90
10.	.765 (13-4)	1977-78

Highest Conference Winning Percentage

1.	1.000 (16-0 in MCC)	1989-90
2.	.944 (17-1 in BIG EAST)	1996-97
3.	.938, five times	(MR: 15-1 in BIG EAST, 2011-12)

Lowest Winning Percentage

1.	.357 (10-18)	1980-81
2.	.444 (12-15)	1986-87
3.	.452 (14-17)	1991-92
4.	.500 (14-14)	1983-84
5.	.556 (15-12)	1992-93

Lowest Conference Winning Percentage

1.	.500 (8-8 in BIG EAST)	2005-06
2.	.600 (6-4 in NSC)	1983-84
3.	.625 (10-6 in BIG EAST)	2008-09
	.625 (10-6 in BIG EAST)	2006-07
	.625 (10-6 in BIG EAST)	2002-03

Longest Winning Streak

1.	23	2000-01
2.	21	2011-12
3.	20	1999-00
4.	15	2009-10
	15	1990-91

Longest Winning Streak To Begin A Season

1.	23	Nov. 17, 2000-Feb. 14, 2001
2.	15	Nov. 15, 2009-Jan. 12, 2010
3.	7	Nov. 16-Dec. 7, 2008
	7	Nov. 12-30, 2004
5.	6	Nov. 18-Dec. 4, 2005
	6	Nov. 14-Dec. 2, 1998

Longest Losing Streak

1.	7	Feb. 16-Nov. 27, 1982
	7	Feb. 11-March 6, 1981
3.	5	March 21-Nov. 24, 1991
4.	4, four times	(MR: Dec. 3-28, 1994)

GAMES

Most Games

1.	39 (35-4)	2011-12
	39 (31-8)	2010-11
3.	38 (31-7)	1996-97
4.	36 (34-2)	2000-01
5.	35 (29-6)	2009-10

Fewest Games

1.	17 (13-4)	1977-78
2.	22 (16-6)	1978-79
3.	25 (16-9)	1981-82
4.	27, three times	(MR: 15-12 in 1992-93)

POINTS

Most Points

1.	3,076	2011-12 (39g)
2.	3,004	2010-11 (39)
3.	2,882	1996-97 (38)
4.	2,778	2000-01 (36)
5.	2,701	2009-10 (35)
6.	2,591	2007-08 (34)
7.	2,512	1998-99 (31)
8.	2,495	1990-91 (32)
9.	2,428	1994-95 (31)
10.	2,415	1995-96 (31)

Fewest Points

1.	1,065	1977-78 (17g)
2.	1,432	1978-79 (22)
3.	1,623	1981-82 (25)
4.	1,680	1980-81 (28)
5.	1,793	1986-87 (27)
6.	1,807	1982-83 (27)
7.	1,859	1992-93 (27)
8.	1,897	1979-80 (30)
9.	1,934	1983-84 (28)
10.	1,962	2001-02 (30)

Highest Scoring Average

1.	81.0	1998-99 (2,512p/31g)
2.	78.9	2011-12 (3,076/39)
3.	78.3	1994-95 (2,428/31)
4.	78.0	1990-91 (2,495/32)
5.	77.9	1995-96 (2,415/31)
6.	77.171	2009-10 (2,701/35)
7.	77.167	2000-01 (2,778/36)
8.	77.1	1999-00 (2,466/32)
9.	77.0	2010-11 (3,004/39)
10.	76.6	1993-94 (2,222/29)

Lowest Scoring Average

1.	60.0	1980-81 (1,680p/28g)
2.	62.8	1977-78 (1,065/17)
3.	63.2	1979-80 (1,897/30)
4.	64.2	2003-04 (2,054/32)
5.	64.5	2005-06 (1,936/30)
6.	64.9	1981-82 (1,623/25)
7.	65.1	1978-79 (1,432/22)
8.	65.4	2002-03 (2,092/32)
	65.4	2001-02 (1,962/30)
10.	65.8	1988-89 (2,170/32)

Largest Scoring Margin

1.	+26.0	2011-12
2.	+21.4	2000-01
3.	+20.8	2010-11
4.	+15.5	1998-99
5.	+15.2	1999-00
6.	+15.1	1989-90
7.	+14.9	2009-10
8.	+14.6	2007-08
9.	+14.5	1985-86
10.	+12.7	1995-96
	+12.7	1990-91

Smallest Scoring Margin

1.	(-7.8)	1980-81
2.	+0.7	2005-06
3.	+1.1	1991-92
4.	+1.4	1986-87
5.	+1.7	1992-93

FIELD GOALS

Most Field Goals Made

1.	1,118	2011-12
2.	1,099	2010-11
3.	1,091	1996-97
4.	1,014	1990-91
5.	1,011	2000-01
6.	996	2009-10
7.	960	2007-08
8.	932	1994-95
9.	928	1995-96
10.	903	1999-00

Fewest Fields Goals Made

1.	589	1978-79
2.	684	1980-81
3.	694	2001-02
4.	696	1981-82
5.	714	2005-06

NOTE: 466 made during abbreviated 1977-78 season

Most Field Goals Attempted

1.	2,368	2011-12
2.	2,290	2010-11
3.	2,272	1996-97
4.	2,196	2009-10
5.	2,148	2007-08
6.	2,039	1990-91
7.	2,036	2000-01
8.	2,019	1991-92
9.	1,957	1994-95
10.	1,941	1979-80

Fewest Field Goals Attempted

1.	1,412	1981-82
2.	1,554	1978-79
3.	1,567	1986-87
4.	1,572	1987-88
5.	1,599	1992-93

Highest Field Goal Percentage

1.	.532	1987-88 (.836-1,572)
2.	.5024	1985-86 (.928-1,847)
3.	.5022	1989-90 (.895-1,782)
4.	.501	1999-00 (.903-1,803)
5.	.500	1984-85 (.813-1,626)
6.	.4973	1990-91 (1,014-2,039)
7.	.4966	2000-01 (1,011-2,036)
8.	.495	1995-96 (.894-1,806)
9.	.493	1981-82 (.696-1,412)
10.	.490	1988-89 (.869-1,775)

Lowest Field Goal Percentage

1.	.377	1980-81 (.684-1,812)
2.	.379	1978-79 (.589-1,554)
3.	.406	1979-80 (.788-1,941)
4.	.417	2005-06 (.714-1,714)
5.	.424	2006-07 (.816-1,924)

3-POINT FIELD GOALS

Most 3-Point Field Goals Made

1.	178	1998-99
2.	173	2000-01
3.	169	1997-98
4.	166	2011-12
	166	2009-10
6.	155	1996-97
7.	152	2001-02
8.	139	2010-11
9.	138	1995-96
10.	137	1999-00

Single-Season Records

Fewest 3-Point Field Goals Made

1.	26	1988-89
2.	49	1987-88
3.	54	1991-92
	54	1989-90
5.	70	1990-91

Most 3-Point Field Goals Attempted

1.	490	2009-10
2.	479	1998-99
3.	478	2011-12
4.	468	1996-97
5.	443	1997-98
6.	409	2001-02
7.	385	2010-11
8.	373	2000-01
9.	370	2006-07
10.	359	2008-09

Fewest 3-Point Field Goals Attempted

1.	91	1988-89
2.	128	1989-90
3.	131	1987-88
4.	187	1991-92
5.	188	1990-91

Highest 3-Point Field Goal Percentage

1.	464	2000-01 (173-373)
2.	422	1989-90 (54-128)
3.	402	1999-00 (137-341)
4.	389	1995-96 (138-355)
5.	381	1997-98 (169-443)
6.	374	1987-88 (49-131)
7.	3723	1990-91 (70-188)
8.	3716	2001-02 (152-409)
	3716	1998-99 (178-479)
10.	369	1994-95 (89-241)

Lowest 3-Point Field Goal Percentage

1.	281	2006-07 (104-370)
2.	286	1988-89 (26-91)
3.	289	1991-92 (54-187)
4.	292	2007-08 (90-308)
5.	327	2002-03 (87-266)

FREE THROWS

Most Free Throws Made

1.	674	2011-12
2.	667	2010-11
3.	584	1998-99
4.	583	2000-01
5.	581	2007-08
6.	555	1997-98
7.	545	1996-97
8.	543	2009-10
	543	2002-03
10.	533	2004-05

Fewest Free Throws Made

1.	170	1977-78
2.	214	1980-81
3.	231	1981-82
4.	254	1978-79
5.	259	1986-87

Most Free Throws Attempted

1.	930	2010-11
2.	883	2011-12
3.	859	2000-01
4.	806	1997-98
5.	792	1998-99
6.	767	2009-10
7.	766	2007-08
8.	734	1996-97
9.	732	2002-03
	732	1999-00

Fewest Free Throws Attempted

1.	335	1977-78
2.	373	1981-82
3.	402	1986-87
4.	443	1982-83
5.	448	1992-93

Highest Free Throw Percentage

1.	.763	2011-12 (674-883)
2.	.760	2006-07 (506-666)
3.	.758	2007-08 (581-766)
4.	.743	1996-97 (545-734)
5.	.742	2002-03 (543-732)
6.	.741	1990-91 (397-536)
7.	.740	2004-05 (533-720)
8.	.737	1998-99 (548-729)
9.	.732	1992-93 (328-448)
10.	.718	1989-90 (349-486)

Lowest Free Throw Percentage

1.	.507	1977-78 (170-335)
2.	.529	1978-79 (254-480)
3.	.574	1979-80 (321-359)
4.	.594	1980-81 (214-529)
5.	.619	1981-82 (231-373)

REBOUNDS

Most Rebounds

1.	1,589	2011-12
2.	1,582	2010-11
3.	1,536	1996-97
4.	1,490	2000-01
5.	1,367	1991-92
6.	1,360	1998-99
7.	1,358	1994-95
8.	1,355	1979-80
9.	1,352	2009-10
10.	1,349	2007-08

Fewest Rebounds

1.	907	1981-82
2.	982	1978-79
3.	1,010	1983-84
4.	1,049	1982-83
5.	1,066	1986-87

Highest Rebound Average

1.	45.2	1979-80
2.	44.8	1993-94
3.	44.7	1980-81
4.	44.6	1978-79
5.	43.9	1998-99
6.	43.8	1994-95
7.	42.8	1992-93
8.	42.1	2001-02
9.	41.6	1997-98
10.	41.4	2000-01

Lowest Rebound Average

1.	34.3	1988-89
2.	36.1	1983-84
3.	36.3	1981-82
4.	36.9	2005-06
5.	37.1	2006-07

Largest Rebound Margin

1.	+9.9	1998-99
2.	+8.5	2011-12
3.	+8.3	2010-11
4.	+8.0	1999-00
	+8.0	1994-95
6.	+7.6	1993-94
7.	+6.9	2001-02
	+6.9	1987-88
9.	+6.4	1997-98
10.	+6.3	2000-01
	+6.3	1991-92

Smallest Rebound Margin

1.	(-1.8)	2005-06
2.	(-1.7)	1978-79
3.	+0.8	1988-89
4.	+1.2	1983-84
5.	+1.9	1979-80

ASSISTS

Most Assists

1.	698	2011-12
2.	682	1996-97
3.	669	2010-11
4.	650	2000-01
5.	633	2009-10
6.	610	1990-91
7.	607	1999-00
8.	569	1987-88
9.	568	1994-95
10.	554	1995-96
	554	1991-92

Fewest Assists

1.	288	1980-81
2.	383	2005-06
3.	395	1981-82
4.	400	2001-02
5.	408	1992-93

Highest Assist/Turnover Ratio

1.	1.15	2000-01
2.	1.13	2011-12
3.	1.11	2009-10
4.	1.04	2007-08
5.	0.97	1989-90

Lowest Assist/Turnover Ratio

1.	0.71	1992-93
2.	0.74	2002-03
3.	0.776	2001-02
4.	0.779	1997-98
5.	0.780	1991-92

BLOCKED SHOTS

Most Blocked Shots

1.	228	2000-01
2.	189	2001-02
3.	178	1979-80
4.	170	2011-12
5.	169	2010-11
	169	1999-00
7.	167	2004-05
8.	161	1998-99
9.	160	2002-03
10.	155	1997-98

Fewest Blocked Shots

1.	38	1992-93
2.	50	1981-82
3.	57	1988-89
4.	67	1987-88
5.	68	1980-81

STEALS

Most Steals

1.	502	2011-12
2.	495	2010-11
3.	450	2009-10
4.	397	2007-08
	397	1990-91
6.	394	1996-97
7.	344	1995-96
8.	335	2006-07
	335	1994-95
10.	328	1997-98

Fewest Steals

1.	213	2001-02
2.	213	1986-87
3.	247	1983-84
4.	249	1992-93
5.	252	2005-06

TURNOVERS**Fewest Turnovers**

1.	430	2005-06
2.	483	2008-09
3.	512	2007-08
4.	516	2001-02
5.	532	2006-07
6.	536	2004-05
7.	549	1989-90
8.	575	1992-93
9.	563	2003-04
10.	567	2000-01

Most Turnovers

1.	722	1996-97
2.	710	1991-92
3.	691	1997-98
4.	690	1994-95
5.	689	2010-11
6.	689	1999-00

FOULS**Fewest Fouls**

1.	382	1977-78
2.	414	1981-82
3.	468	1987-88
4.	479	2001-02
5.	487	2005-06
6.	501	2002-03
7.	504	1986-87
8.	510	1982-83
9.	511	2008-09
10.	511	2000-01

Most Fouls

1.	684	1991-92
2.	666	1997-98
3.	661	1996-97
4.	645	2010-11
5.	643	1994-95

Fewest Times Fouled Out

1.	4	2009-10
2.	4	2008-09
3.	4	2001-02
4.	6	2005-06
5.	6	2000-01
6.	6	1981-82
7.	8, three times	(MR: 2011-12)
10.	9, three times	(MR: 2003-04)

Most Times Fouled Out

1.	22	1993-94
2.	20	1994-95
3.	20	1991-92
4.	19	1986-87
5.	17	1997-98

DOUBLE-DOUBLES**Most Double-Doubles**

1.	25	1979-80
2.	22	1998-99
3.	22	1996-97
4.	22	1991-92
5.	22	1989-90
6.	21	2000-01
7.	20	1995-96
8.	19	2011-12
9.	19	1987-88
10.	18	1994-95

Fewest Double-Doubles

1.	5	2005-06
2.	6	2006-07
3.	6	1983-84
4.	7	2007-08
5.	8	2009-10
6.	8	1988-89

**Individual
Single-Season Records****POINTS****Most Points**

	Player	Season	Pts.
1.	Katryna Gaither	1996-97	776
2.	Beth Morgan	1996-97	696
3.	Ruth Riley	2000-01	672
4.	Skylar Diggins	2011-12	657
5.	Beth Morgan	1995-96	626
6.	Katryna Gaither	1995-96	613
7.	Natalie Novosel	2011-12	591
8.	Katryna Gaither	1994-95	590
9.	Natalie Novosel	2010-11	588
10.	Trena Keys	1985-86	587

Most Double-Figure Scoring Games

	Player	Season	Gms.
1.	Katryna Gaither	1996-97	37
2.	Natalie Novosel	2010-11	33
3.	Skylar Diggins	2011-12	32
	Natalie Novosel	2011-12	32
	Skylar Diggins	2010-11	32
	Ruth Riley	2000-01	32

**Consecutive Double-Figure Scoring Games
(same season)**

	Player	Season	Gms.
1.	Katryna Gaither	1995-96	31
2.	Katryna Gaither	1994-95	25
3.	Ruth Riley	2000-01	22
	Sandy Botham	1987-88	22
5	Karen Robinson	1990-91	21

Most 20-Point Games

	Player	Season	Gms.
1.	Katryna Gaither	1996-97	20
2.	Katryna Gaither	1995-96	18
3.	Beth Morgan	1996-97	17
4.	Ruth Riley	2000-01	16
5.	three times		15

(MR: Skylar Diggins 2011-12)**Most 30-Point Games**

	Player	Season	Gms.
1.	Beth Morgan	1995-96	3
	Katryna Gaither	1994-95	3
	Shari Matvey	1979-80	3
4.	five times		2
	(MR: Ruth Riley	1999-2000)	

Highest Scoring Average

	Player	Season	PPG
1.	Katryna Gaither	1996-97	20.4
2.	Beth Morgan	1995-96	20.2
3.	Katryna Gaither	1995-96	19.8
4.	Trena Keys	1985-86	19.6
5.	Katryna Gaither	1994-95	19.0
6.	Ruth Riley	2000-01	18.7
7.	Beth Morgan	1996-97	18.3
8.	Heidi Bunek	1987-88	17.93
9.	Beth Morgan	1993-94	17.86
10.	Beth Morgan	1994-95	17.85



All-America center Ruth Riley posted the best single-season field goal percentage in school history, shooting .683 in 1998-99.

FIELD GOALS**Most Field Goals Made**

	Player	Season	FGM
1.	Katryna Gaither	1996-97	324
2.	Katryna Gaither	1995-96	261
3.	Katryna Gaither	1994-95	252
4.	Trena Keys	1985-86	250
5.	Ruth Riley	2000-01	245
6.	Shari Matvey	1979-80	237
7.	Beth Morgan	1996-97	235
8.	Skylar Diggins	2011-12	233
9.	Karen Robinson	1990-91	228
10.	Beth Morgan	1995-96	219

Consecutive Field Goals Made: 17, Carey Poor, 2/26/94-3/6/94

Consecutive Field Goals Made (Guard): 13, Karen Robinson, 1/12/89-1/14/89

Most Field Goals Attempted

	Player	Season	FGA
1.	Beth Morgan	1996-97	575
2.	Katryna Gaither	1996-97	544
3.	Jacqueline Batteast	2004-05	505
4.	Charel Allen	2006-07	491
5.	Trena Keys	1985-86	483
6.	Beth Morgan	1995-96	475
7.	Karen Robinson	1990-91	475
8.	Skylar Diggins	2010-11	468
9.	Skylar Diggins	2011-12	466
10.	Jacqueline Batteast	2002-03	461

Single-Season Records



Sheila McMillen was almost without a conscience when it came to her three-point prowess in 1998-99, setting school records with 98 three-pointers and 247 three-point attempts that season.

Highest Field Goal Percentage (min. 3.5 made per game)

Player	Season	FGM-A	Pct.
1. Ruth Riley	1998-99	198-290	.683
2. Sandy Botham	1985-86	172-269	.639
3. Katryna Gaither	1995-96	262-412	.633
4. Ruth Riley	2000-01	245-390	.628
5. Katryna Gaither	1994-95	252-406	.621
6. Ruth Riley	1999-00	193-314	.615
7. Heidi Bunek	1987-88	212-348	.609
8. Carey Poor	1993-94	99-163	.607
9. Sandy Botham	1987-88	176-291	.605
10. Heidi Bunek	1986-87	161-267	.603

3-POINT FIELD GOALS

Most 3-Point Field Goals Made

Player	Season	3FGM
1. Sheila McMillen	1998-99	98
2. Alicia Ratay	2000-01	81
3. Alicia Ratay	1999-00	73
4. Beth Morgan	1995-96	71
5. Sheila McMillen	1997-98	68
6. Niele Ivey	1999-00	61
7. Beth Morgan	1996-97	61
8. Megan Duffy	2005-06	58
9. Alicia Ratay	2001-02	58
10. Niele Ivey	2000-01	57
Mollie Peirick	1997-98	57

Consecutive Games With A 3-Point Field Goal (same season)

Player	Year	Gms.
1. Beth Morgan	1995-96	28
2. Sheila McMillen	1998-99	20
3. Beth Morgan	1994-95	18
4. Ashley Barlow	2009-10	16
5. Alicia Ratay	2000-01	13

Most 3-Point Field Goals Attempted

Player	Season	3FGA
1. Sheila McMillen	1998-99	247
2. Beth Morgan	1996-97	187
3. Beth Morgan	1995-96	178
4. Sheila McMillen	1997-98	172
5. Megan Duffy	2005-06	167
Niele Ivey	1999-00	167
7. Mollie Peirick	1997-98	163
8. Alicia Ratay	1999-00	152
9. Alicia Ratay	2000-01	148
10. Ashley Barlow	2009-10	146

Highest 3-Point Field Goal Percentage (min. 1.0 made per game)

Player	Season	3FGM-A	Pct.
1. Alicia Ratay	2000-01	81-148	.547*
2. Alicia Ratay	1999-00	73-152	.480
3. Alicia Ratay	2002-03	50-108	.463
4. Sheila McMillen	1995-96	41-89	.461
5. Niele Ivey	1998-99	47-105	.448
6. Niele Ivey	2000-01	57-129	.442
7. Lisa Kuhns	1989-90	37-85	.435
8. Sherri Orlosky	1992-93	31-74	.419
9. Mollie Peirick	1996-97	39-94	.415
10. Natalie Novosel	2011-12	44-107	.411

* - NCAA sophomore record

FREE THROWS

Most Free Throws Made

Player	Season	FTM
1. Natalie Novosel	2010-11	183
2. Ruth Riley	2000-01	182
3. Natalie Novosel	2011-12	165
Beth Morgan	1996-97	165
5. Skylar Diggins	2011-12	158
6. Skylar Diggins	2010-11	145
7. Megan Duffy	2004-05	137
8. Megan Duffy	2005-06	135
9. Ruth Riley	1999-00	132
10. Katryna Gaither	1996-97	128

Most Free Throws Attempted

Player	Season	FTA
1. Ruth Riley	2000-01	237
2. Natalie Novosel	2010-11	232
3. Beth Morgan	1996-97	204
4. Skylar Diggins	2011-12	201
5. Natalie Novosel	2011-12	199
6. Skylar Diggins	2010-11	198
7. Katryna Gaither	1996-97	180
8. Ruth Riley	1998-99	171
9. Katryna Gaither	1994-95	167
10. Ruth Riley	1999-00	164

Highest Free Throw Percentage (min. 2.0 made per game)

Player	Season	FTM-A	Pct.
1. Megan Duffy	2004-05	137-153	.895
2. Megan Duffy	2005-06	135-152	.888
3. Alicia Ratay	2001-02	112-127	.882
4. Alicia Ratay	2002-03	126-143	.881
5. Sheila McMillen	1998-99	88-101	.871
6. Niele Ivey	1998-99	80-92	.870
7. Beth Morgan	1995-96	117-137	.854
8. Krissi Davis	1990-91	107-126	.849
9. Charel Allen	2004-05	72-85	.847
10. Carey Poor	1992-93	49-58	.845

REBOUNDS

Most Rebounds

Player	Season	Rebs.
1. Katryna Gaither	1996-97	368
2. Devereaux Peters	2011-12	363
3. Shari Matvey	1979-80	305
4. Devereaux Peters	2010-11	293
5. Katryna Gaither	1995-96	283
6. Ruth Riley	2000-01	281
7. Jacqueline Batteast	2003-04	276
Letitia Bowen	1993-94	276
9. Margaret Nowlin	1991-92	270
10. Jacqueline Batteast	2002-03	267

Highest Rebound Average

Player	Season	RPG
1. Shari Matvey	1979-80	10.2
2. Letitia Bowen	1992-93	9.8
3. Katryna Gaither	1996-97	9.7
4. Jane Politiski	1977-78	9.6
5. Letitia Bowen	1993-94	9.5
6. Devereaux Peters	2011-12	9.3
7. Katryna Gaither	1995-96	9.13
8. Mary Beth Schueth	1981-82	9.08
9. Mary Beth Schueth	1982-83	9.0
10. Heidi Bunek	1987-88	8.8

ASSISTS

Most Assists

Player	Season	Asst.
1. Niele Ivey	2000-01	247
2. Mary Gavin	1987-88	243
3. Skylar Diggins	2011-12	222
4. Mary Gavin	1986-87	214
5. Mary Gavin	1985-86	205
6. Mollie Peirick	1997-98	199
7. Niele Ivey	1999-00	194
8. Jeannine Augustin	1996-97	193
9. Skylar Diggins	2010-11	186
10. Karen Robinson	1988-89	184

Highest Assist Average

Player	Season	APG
1. Mary Gavin	1987-88	8.7
2. Mary Gavin	1986-87	7.9
3. Niele Ivey	2000-01	6.9
4. Mary Gavin	1985-86	6.6
5. Niele Ivey	1998-99	6.5
6. Mollie Peirick	1997-98	6.2
7. Niele Ivey	1999-00	6.1
8. Karen Robinson	1988-89	5.8
9. Mollie Peirick	1995-96	5.71
10. Skylar Diggins	2011-12	5.69

Highest Assist/Turnover Ratio (min. 3.0 asst. per game)

Player	Season	A/TO
1. Niele Ivey	2000-01	2.67 (247A-109T)
2. Skylar Diggins	2011-12	2.16 (222-103)
3. Niele Ivey	1998-99	2.13 (181-85)
4. Niele Ivey	1999-00	1.92 (194-101)
5. Megan Duffy	2004-05	1.73 (178-103)

BLOCKED SHOTS

Most Blocked Shots

Player	Season	Blks.
1. Ruth Riley	2000-01	113
2. Ruth Riley	1998-99	101
3. Shari Matvey	1979-80	94
4. Ruth Riley	1999-00	85
5. Devereaux Peters	2011-12	78
Amanda Barksdale	2001-02	78



Niele Ivey holds the Notre Dame single-season records for assists (247) and assist-to-turnover ratio (2.67), setting both marks during Notre Dame's national championship season of 2000-01.

7.	Ruth Riley	1997-98	71
8.	Devereaux Peters	2010-11	68
9.	Amanda Barksdale	2000-01	58
10.	Teresa Borton	2004-05	57

Highest Blocked Shot Average

Player	Season	BPG
1. Ruth Riley	1998-99	3.3
2. Ruth Riley	2000-01	3.14
3. Shari Matvey	1979-80	3.13
4. Amanda Barksdale	2001-02	3.0
5. Ruth Riley	1999-00	2.7
6. Ruth Riley	1997-98	2.2
7. Devereaux Peters	2011-12	2.0
8. Devereaux Peters	2007-08	2.0
9. Devereaux Peters	2010-11	1.74
10. Teresa Borton	2004-05	1.73

STEALS

Most Steals

Player	Season	Stls.
1. Skylar Diggins	2011-12	102
2. Niele Ivey	1999-00	95
3. Niele Ivey	2000-01	94
4. Mary Gavin	1987-88	93
5. Jeannine Augustin	1996-97	92
6. Skylar Diggins	2009-10	90
Megan Duffy	2004-05	90
8. Coquese Washington	1990-91	83
9. Brittany Mallory	2011-12	81
Krissi Davis	1988-89	81

Highest Steal Average

Player	Season	SPG
1. Mary Gavin	1987-88	3.3
2. Coquese Washington	1991-92	3.2
3. Niele Ivey	1999-00	2.97
4. Mary Gavin	1986-87	2.96
5. Coquese Washington	1992-93	2.9
6. Megan Duffy	2004-05	2.73
7. Ruth Kaiser	1981-82	2.65

8.	Niele Ivey	1998-99	2.64
9.	Skylar Diggins	2011-12	2.62
10.	Niele Ivey	2000-01	2.61

TURNOVERS

Most Turnovers

Player	Season	TO
1. Karen Robinson	1988-89	184
2. Coquese Washington	1990-91	166
3. Skylar Diggins	2010-11	155
4. Mary Gavin	1987-88	152
5. Mollie Peirick	1995-96	138
6. Mollie Peirick	1997-98	137
7. Coquese Washington	1989-90	135
8. Michelle Marciniak	1991-92	134
9. Jeannine Augustin	1996-97	132
Beth Morgan	1996-97	132

Highest Turnover Average

Player	Season	TOPG
1. Karen Robinson	1988-89	5.8
2. Mary Gavin	1987-88	5.4
3. Coquese Washington	1990-91	5.2
4. Coquese Washington	1989-90	4.7
5. Mollie Peirick	1995-96	4.5
6. Coquese Washington	1992-93	4.4
Coquese Washington	1991-92	4.4
8. Michelle Marciniak	1991-92	4.32
9. Mollie Peirick	1997-98	4.28
10. Le'Tania Severe	2001-02	4.0
Heidi Bunek	1987-88	4.0

FOULS

Most Fouls

Player	Season	PF
1. Ruth Riley	1999-00	109
Ruth Riley	1997-98	109
3. Ruth Riley	1998-99	106
Margaret Nowlin	1990-91	106
5. Letitia Bowen	1993-94	103
6. Devereaux Peters	2011-12	102
Margaret Nowlin	1989-90	102
Tricia McManus	1979-80	102
9. Letitia Bowen	1994-95	101
10. Mollie Peirick	1996-97	100

Most Times Fouled Out

Player	Season	FO
1. Ruth Riley	1997-98	8
2. Margaret Nowlin	1990-91	7
3. Kelley Siemon	1998-99	6
Letitia Bowen	1993-94	6
Tootie Jones	1993-94	6
Margaret Nowlin	1991-92	6
7. several tied with		5

(MR: Devereaux Peters 2007-08)

GAMES

Games Started

Player	Season	GS
1. Skylar Diggins	2011-12	39
Brittany Mallory	2011-12	39
Natalie Novosel	2011-12	39
Devereaux Peters	2011-12	39
Becca Bruszewski	2010-11	39
Natalie Novosel	2010-11	39
Devereaux Peters	2010-11	39
8. Skylar Diggins	2010-11	38
Rosanne Bohman	1996-97	38
Katryna Gaither	1996-97	38
Beth Morgan	1996-97	38

Games Played

Player	Season	GP
1. Skylar Diggins	2011-12	39
Kayla McBride	2011-12	39
Brittany Mallory	2011-12	39
Natalie Novosel	2011-12	39
Devereaux Peters	2011-12	39
Natalie Achonwa	2010-11	39
Becca Bruszewski	2010-11	39
Skylar Diggins	2010-11	39
Natalie Novosel	2010-11	39
Devereaux Peters	2010-11	39
Kaila Turner	2010-11	39

MINUTES

Minutes Played

Player	Season	Mins.
1. Beth Morgan	1996-97	1,227
2. Skylar Diggins	2010-11	1,226
3. Megan Duffy	2004-05	1,222
4. Skylar Diggins	2011-12	1,201
5. Katryna Gaither	1996-97	1,177
6. Megan Duffy	2005-06	1,152
7. Niele Ivey	2000-01	1,151
8. Alicia Ratay	2000-01	1,147
9. Brittany Mallory	2011-12	1,146
10. Jacqueline Batteast	2004-05	1,109

Highest Minutes Average

Player	Season	MPG
1. Megan Duffy	2005-06	38.4
2. Megan Duffy	2004-05	37.0
3. Mary Gavin	1986-87	35.1
4. Charel Allen	2006-07	33.8
Alicia Ratay	2001-02	33.8
Sheila McMillen	1998-99	33.8
7. Jacqueline Batteast	2004-05	33.6
8. Alicia Ratay	2002-03	33.4
9. Melissa Lechlitrer	2008-09	33.3
Megan Duffy	2003-04	33.3

DOUBLE-DOUBLES

Most Double-Doubles

Player	Season	DD
1. Katryna Gaither	1996-97	16
2. Shari Matvey	1979-80	15
3. Katryna Gaither	1995-96	14
4. Jacqueline Batteast	2003-04	13
5. Devereaux Peters	2011-12	12
Ruth Riley	1998-99	12
7. Jacqueline Batteast	2001-02	11
Margaret Nowlin	1991-92	11
Jane Politiski	1978-79	11
10. six tied with		10

(MR: Devereaux Peters 2010-11)

Most Double-Doubles (Guard)

Player	Season	DD
1. Lindsay Schrader	2008-09	7
2. Lindsay Schrader	2009-10	6
Danielle Green	1998-99	6
4. Beth Morgan	1996-97	5
5. Skylar Diggins	2011-12	4
Niele Ivey	2000-01	4
Niele Ivey	1999-00	4
Niele Ivey	1998-99	4
Sara Liebscher	1989-90	4

Current players listed in **boldface**

Individual Records by Class

MOST POINTS

As a Freshman

Player	Season	Pts.
1. Shari Matvey	1979-80	529
2. Beth Morgan	1993-94	518
3. Skylar Diggins	2009-10	484
4. Alicia Ratay	1999-00	447
5. Courtney LaVere	2002-03	398
6. Michelle Marciniak	1991-92	381
7. Ruth Riley	1997-98	368
8. Jacqueline Batteast	2001-02	358
9. Ashley Barlow	2006-07	329
10. Mary Beth Schueth	1981-82	326

As a Sophomore

Player	Season	Pts.
1. Katryna Gaither	1994-95	590
2. Skylar Diggins	2010-11	585
3. Ruth Riley	1998-99	514
4. Beth Morgan	1994-95	482
5. Alicia Ratay	2000-01	466
6. Kayla McBride	2011-12	452
7. Jacqueline Batteast	2002-03	445
8. Sandy Botham	1985-86	423
9. Shari Matvey	1980-81	414
10. Ashley Barlow	2007-08	410

As a Junior

Player	Season	Pts.
1. Skylar Diggins	2011-12	657
2. Beth Morgan	1995-96	626
3. Katryna Gaither	1995-96	613
4. Natalie Novosel	2010-11	588
5. Charel Allen	2006-07	545
6. Ruth Riley	1999-00	518
7. Jacqueline Batteast	2003-04	512
8. Heidi Bunek	1987-88	502
9. Trena Keys	1984-85	483
10. Alicia Ratay	2001-02	462

As a Senior

Player	Season	Pts.
1. Katryna Gaither	1996-97	776
2. Beth Morgan	1996-97	696
3. Ruth Riley	2000-01	672
4. Natalie Novosel	2011-12	591
5. Trena Keys	1985-86	587
6. Jacqueline Batteast	2004-05	559
7. Karen Robinson	1990-91	538
8. Charel Allen	2007-08	513
9. Margaret Nowlin	1991-92	513
10. Sheila McMillen	1998-99	476

HIGHEST SCORING AVERAGE

As a Freshman

Player	Season	PPG
1. Beth Morgan	1993-94	17.9
2. Shari Matvey	1979-80	17.6
3. Alicia Ratay	1999-00	14.0
4. Skylar Diggins	2009-10	13.8
Jacqueline Batteast	2001-02	13.8
6. Mary Beth Schueth	1981-82	13.0
7. Courtney LaVere	2002-03	12.8
8. Carrie Bates	1981-82	12.4
9. Michelle Marciniak	1991-92	12.3
10. Ruth Riley	1997-98	11.5

As a Sophomore

Player	Season	PPG
1. Katryna Gaither	1994-95	19.0
2. Beth Morgan	1994-95	17.9
3. Ruth Riley	1998-99	16.6
4. Skylar Diggins	2010-11	15.0
5. Shari Matvey	1980-81	14.8
6. Heidi Bunek	1986-87	14.4
7. Jacqueline Batteast	2002-03	13.9
8. Comalita Haysbert	1989-90	13.9
9. Sandy Botham	1985-86	13.6
10. Letitia Bowen	1992-93	13.5

As a Junior

Player	Season	PPG
1. Beth Morgan	1995-96	20.2
2. Katryna Gaither	1995-96	19.8
3. Heidi Bunek	1987-88	17.9
4. Trena Keys	1984-85	17.3
5. Charel Allen	2006-07	17.0
6. Skylar Diggins	2011-12	16.8
7. Ruth Riley	1999-00	16.2
8. Jacqueline Batteast	2003-04	16.0
9. Alicia Ratay	2001-02	15.4
10. Natalie Novosel	2010-11	15.1
Karen Robinson	1989-90	15.1

As a Senior

Player	Season	PPG
1. Katryna Gaither	1996-97	20.4
2. Trena Keys	1985-86	19.6
3. Ruth Riley	2000-01	18.7
4. Beth Morgan	1996-97	18.3
5. Jacqueline Batteast	2004-05	16.9
6. Karen Robinson	1990-91	16.8
7. Margaret Nowlin	1991-92	16.6
8. Heidi Bunek	1988-89	16.2
9. Sandy Botham	1987-88	16.0
10. Megan Duffy	2005-06	15.6

MOST FIELD GOALS MADE

As a Freshman

Player	Season	FGM
1. Shari Matvey	1979-80	237
2. Beth Morgan	1993-94	192
3. Skylar Diggins	2009-10	169
4. Courtney LaVere	2002-03	151
5. Alicia Ratay	1999-00	145
6. Michelle Marciniak	1991-92	142
7. Ruth Riley	1997-98	141
8. Mary Beth Schueth	1981-82	137
9. Carrie Bates	1981-82	136
10. Jacqueline Batteast	2001-02	132

As a Sophomore

Player	Season	FGM
1. Katryna Gaither	1994-95	252
2. Skylar Diggins	2010-11	202
3. Ruth Riley	1998-99	198
4. Shari Matvey	1980-81	184
5. Kayla McBride	2011-12	179
Jacqueline Batteast	2002-03	179
7. Beth Morgan	1994-95	176
8. Sandy Botham	1985-86	172
9. Heidi Bunek	1986-87	161
10. Alicia Ratay	2000-01	160

As a Junior

Player	Season	FGM
1. Katryna Gaither	1995-96	261
2. Skylar Diggins	2011-12	233
3. Beth Morgan	1995-96	219
4. Charel Allen	2006-07	213
5. Heidi Bunek	1987-88	212
Trena Keys	1984-85	212
7. Jacqueline Batteast	2003-04	204
8. Ruth Riley	1999-00	193
9. Natalie Novosel	2010-11	187
10. Karen Robinson	1989-90	168

As a Senior

Player	Season	FGM
1. Katryna Gaither	1996-97	324
2. Trena Keys	1985-86	250
3. Ruth Riley	2000-01	245
4. Beth Morgan	1996-97	235
5. Karen Robinson	1990-91	228
6. Margaret Nowlin	1991-92	212
7. Jacqueline Batteast	2004-05	208
8. Charel Allen	2007-08	198
9. Devereaux Peters	2010-11	195
10. Natalie Novosel	2011-12	191

MOST FIELD GOALS ATTEMPTED

As a Freshman

Player	Season	FGA
1. Beth Morgan	1993-94	410
2. Shari Matvey	1979-80	407
3. Skylar Diggins	2009-10	385
4. Michelle Marciniak	1991-92	357
5. Jacqueline Batteast	2001-02	327
6. Courtney LaVere	2002-03	311
7. Alicia Ratay	1999-00	294
8. Lindsay Schrader	2005-06	287
9. Mary Beth Schueth	1981-82	265
10. Ashley Barlow	2006-07	254

As a Sophomore

Player	Season	FGA
1. Skylar Diggins	2010-11	468
2. Jacqueline Batteast	2002-03	461
3. Katryna Gaither	1994-95	406
4. Beth Morgan	1994-95	392
5. Shari Matvey	1980-81	379
6. Kayla McBride	2011-12	361
7. Alicia Ratay	2000-01	318
8. Karen Robinson	1988-89	313
9. Ashley Barlow	2007-08	290
Ruth Riley	1998-99	290

As a Junior

Player	Season	FGA
1. Charel Allen	2006-07	491
2. Beth Morgan	1995-96	475
3. Skylar Diggins	2011-12	466
4. Jacqueline Batteast	2003-04	451
5. Natalie Novosel	2010-11	414
6. Katryna Gaither	1995-96	412
7. Trena Keys	1984-85	410
8. Danielle Green	1998-99	369
9. Karen Robinson	1989-90	356
10. Ericka Haney	2000-01	338



In her final three seasons at Notre Dame, Jacqueline Batteast scored at least 445 points, including a career-high 559 points in 2004-05, the sixth-highest total ever produced by a Fighting Irish senior.



Alicia Ratay set class records for three-point percentage as a freshman, sophomore and senior, establishing a new NCAA mark for sophomores (.547) in 2000-01.

As a Senior

Player	Season	FGA
1. Beth Morgan	1996-97	575
2. Katryna Gaither	1996-97	544
3. Jacqueline Batteast	2004-05	505
4. Trena Keys	1985-86	483
5. Karen Robinson	1990-91	475
6. Natalie Novosel	2011-12	455
7. Charel Allen	2007-08	447
8. Ruth Riley	2000-01	390
9. Margaret Nowlin	1991-92	381
10. Danielle Green	1998-99	369

HIGHEST FIELD GOAL PERCENTAGE

As a Freshman (min. 3.5 made per game)

Player	Season	FGM-A	Pct.
1. Ruth Riley	1997-98	141-235	.600
2. Heidi Bunek	1985-86	96-161	.596
3. Carrie Bates	1981-82	136-231	.589
4. Shari Matvey	1979-80	237-407	.582
5. Kayla McBride	2010-11	68-122	.557
6. Annie Schwartz	1986-87	112-209	.536
7. Sandy Botham	1984-85	108-204	.529
8. Devereaux Peters	2007-08	82-157	.522
9. Mary Beth Schueth	1981-82	137-265	.517
10. Ruth Kaiser	1981-82	99-196	.505

As a Sophomore

Player	Season	FGM-A	Pct.
1. Ruth Riley	1998-99	198-230	.683
2. Sandy Botham	1985-86	172-269	.639
3. Katryna Gaither	1994-95	252-406	.621
4. Carey Poor	1993-94	99-163	.607
5. Heidi Bunek	1986-87	161-267	.603
6. Krissi Davis	1988-89	120-208	.577
7. Sara Liebscher	1988-89	118-216	.546
8. Comalita Haysbert	1989-90	80-147	.544
9. Margaret Nowlin	1989-90	137-271	.506
10. Alicia Ratay	2000-01	160-318	.503

As a Junior

Player	Season	FGM-A	Pct.
1. Katryna Gaither	1995-96	261-412	.633
2. Ruth Riley	1999-00	193-314	.615
3. Heidi Bunek	1987-88	212-348	.609
4. Krissi Davis	1989-90	145-250	.580
5. Sandy Botham	1986-87	138-246	.561
6. Carrie Bates	1983-84	129-234	.551
7. Shari Matvey	1981-82	109-203	.537
8. Trena Keys	1984-85	212-410	.517
9. Sara Liebscher	1989-90	106-206	.515
10. Margaret Nowlin	1990-91	143-278	.514
Mary Beth Schueth	1983-84	114-222	.514

As a Senior

Player	Season	FGM-A	Pct.
1. Ruth Riley	2000-01	245-390	.628
2. Sandy Botham	1987-88	176-291	.605
3. Katryna Gaither	1996-97	324-544	.596
4. Devereaux Peters	2010-11	195-329	.593
5. Krissi Davis	1990-91	158-273	.579
6. Rosanne Bohman	1996-97	162-288	.562
7. Margaret Nowlin	1991-92	212-381	.556
8. Kelley Siemon	2000-01	155-282	.550
9. Carrie Bates	1984-85	88-161	.547
10. Devereaux Peters	2011-12	186-342	.544

MOST 3-POINT FIELD GOALS MADE

As a Freshman

Player	Season	3FGM
1. Alicia Ratay	1999-00	73
2. Beth Morgan	1993-94	46
3. Sheila McMillen	1995-96	41
4. Skylar Diggins	2009-10	35
5. Brittany Mallory	2007-08	34
6. Sherisha Hills	1998-99	31
7. Jeneka Joyce	2000-01	30
8. Kellie Watson	2008-09	28
9. Jacqueline Batteast	2001-02	27
10. Kelsey Wicks	2001-02	23

As a Sophomore

Player	Season	3FGM
1. Alicia Ratay	2000-01	81
2. Beth Morgan	1994-95	53
3. Lisa Kuhns	1987-88	48
4. Megan Duffy	2003-04	46
5. Sheila McMillen	1996-97	42
6. Skylar Diggins	2010-11	36
7. Ashley Barlow	2007-08	27
8. Niele Ivey	1997-98	25
9. Coquese Washington	1990-91	24
10. Sherri Orlosky	1991-92	23

As a Junior

Player	Season	3FGM
1. Beth Morgan	1995-96	71
2. Sheila McMillen	1997-98	68
3. Alicia Ratay	2001-02	58
4. Megan Duffy	2004-05	50
5. Niele Ivey	1998-99	47
6. Ashley Barlow	2008-09	40
7. Mollie Peirick	1996-97	39
8. Skylar Diggins	2011-12	33
9. Natalie Novosel	2010-11	31
Sherri Orlosky	1992-93	31

As a Senior

Player	Season	3FGM
1. Sheila McMillen	1998-99	98
2. Niele Ivey	1999-00	61
Beth Morgan	1996-97	61
4. Megan Duffy	2005-06	58
5. Niele Ivey	2000-01	57
Mollie Peirick	1997-98	57
7. Ashley Barlow	2009-10	53
8. Alicia Ratay	2002-03	50

9. Brittany Mallory	2010-11	45
10. Natalie Novosel	2011-12	44
Jeneka Joyce	2003-04	44

MOST 3-POINT FIELD GOALS ATTEMPTED

As a Freshman

Player	Season	3FGA
1. Alicia Ratay	1999-00	152
2. Beth Morgan	1993-94	124
3. Brittany Mallory	2007-08	122
4. Sherisha Hills	1998-99	114
5. Skylar Diggins	2009-10	100
6. Kellie Watson	2008-09	94
7. Sheila McMillen	1995-96	89
8. Jacqueline Batteast	2001-02	81
9. Jeneka Joyce	2000-01	79
10. Kelsey Wicks	2001-02	69

As a Sophomore

Player	Season	3FGA
1. Alicia Ratay	2000-01	148
2. Sheila McMillen	1996-97	142
3. Beth Morgan	1994-95	139
4. Lisa Kuhns	1987-88	118
5. Megan Duffy	2003-04	114
6. Skylar Diggins	2010-11	108
7. Ashley Barlow	2007-08	89
8. Niele Ivey	1997-98	67
9. Coquese Washington	1990-91	61
10. Mollie Peirick	1995-96	60

As a Junior

Player	Season	3FGA
1. Beth Morgan	1995-96	178
2. Sheila McMillen	1997-98	172
3. Alicia Ratay	2001-02	142
4. Megan Duffy	2004-05	125
5. Ashley Barlow	2008-09	110
6. Niele Ivey	1998-99	105
7. Mollie Peirick	1996-97	94
8. Skylar Diggins	2011-12	93
9. Brittany Mallory	2009-10	91
10. Kaila Turner	2011-12	90

As a Senior

Player	Season	3FGA
1. Sheila McMillen	1998-99	247
2. Beth Morgan	1996-97	187
3. Megan Duffy	2005-06	167
Niele Ivey	1999-00	167
5. Mollie Peirick	1997-98	163
6. Ashley Barlow	2009-10	146
7. Niele Ivey	2000-01	129
8. Brittany Mallory	2011-12	121
9. Brittany Mallory	2010-11	112
10. Jeneka Joyce	2003-04	111

HIGHEST 3-POINT FIELD GOAL PERCENTAGE

As a Freshman (min. 1.0 made per game)

Player	Season	3FGM-A	Pct.
1. Alicia Ratay	1999-00	73-152	.480
2. Sheila McMillen	1995-96	41-89	.461
3. Jeneka Joyce	2000-01	30-79	.380
4. Beth Morgan	1993-94	46-124	.371
5. Skylar Diggins	2009-10	35-100	.350
6. Jacqueline Batteast	2001-02	27-81	.333
7. Brittany Mallory	2007-08	34-122	.279
8. Sherisha Hills	1998-99	31-114	.272

As a Sophomore

Player	Season	3FGM-A	Pct.
1. Alicia Ratay	2000-01	81-148	.547*
2. Lisa Kuhns	1987-88	48-118	.407
3. Megan Duffy	2003-04	46-114	.404
4. Beth Morgan	1994-95	53-139	.381
5. Sheila McMillen	1996-97	42-142	.296

* - NCAA sophomore record

Individual Records by Class



Katryna Gaither had the most rebounds ever by a Notre Dame senior, grabbing a school-record 368 boards during her final season in 1996-97.

As a Junior

Player	Season	3FGM-A	Pct.
1. Niele Ivey	1998-99	47-105	.448
2. Sherri Orlosky	1992-93	31-74	.419
3. Mollie Peirick	1996-97	39-94	.415
4. Alicia Ratay	2001-02	58-142	.408
5. Megan Duffy	2004-05	50-125	.400
6. Beth Morgan	1995-96	71-178	.399
7. Sheila McMillen	1997-98	68-172	.395
8. Ashley Barlow	2008-09	40-110	.364
9. Mollie Peirick	1996-97	39-94	.296

As a Senior

Player	Season	3FGM-A	Pct.
1. Alicia Ratay	2002-03	50-108	.463
2. Niele Ivey	2000-01	57-129	.442
3. Lisa Kuhns	1989-90	37-85	.435
4. Natalie Novosel	2011-12	44-107	.411
5. Brittany Mallory	2010-11	45-112	.402
6. Sheila McMillen	1998-99	98-247	.397
7. Jeneka Joyce	2003-04	44-111	.396
8. Niele Ivey	1999-00	61-167	.365
9. Ashley Barlow	2009-10	53-146	.363
10. Mollie Peirick	1997-98	57-163	.350

MOST FREE THROWS MADE

As a Freshman

Player	Season	FTM
1. Skylar Diggins	2009-10	111
2. Courtney LaVere	2002-03	95
3. Ashley Barlow	2006-07	90
4. Beth Morgan	1993-94	88
5. Ruth Riley	1997-98	86
6. Michelle Marciniak	1991-92	85
7. Alicia Ratay	1999-00	84
8. Charel Allen	2004-05	72
9. Jacqueline Batteast	2001-02	67
10. Natalie Novosel	2008-09	65

As a Sophomore

Player	Season	FTM
1. Skylar Diggins	2010-11	145
2. Ruth Riley	1998-99	118
3. Ashley Barlow	2007-08	111
4. Krissi Davis	1988-89	94
5. Letitia Bowen	1992-93	87
6. Megan Duffy	2003-04	86
7. Katryna Gaither	1994-95	86
8. Karen Robinson	1988-89	82
9. Sandy Botham	1985-86	79
10. Jacqueline Batteast	2002-03	78

As a Junior

Player	Season	FTM
1. Natalie Novosel	2010-11	183
2. Skylar Diggins	2011-12	158
3. Megan Duffy	2004-05	137
4. Ruth Riley	1999-00	132
5. Beth Morgan	1995-96	117
6. Danielle Green	1998-99	116
7. Alicia Ratay	2001-02	112
8. Tulyah Gaines	2006-07	101
9. Karen Robinson	1989-90	101
10. Sheila McMillen	1997-98	97

As a Senior

Player	Season	FTM
1. Ruth Riley	2000-01	182
2. Natalie Novosel	2011-12	165
3. Beth Morgan	1996-97	165
4. Megan Duffy	2005-06	135
5. Katryna Gaither	1996-97	128
6. Jacqueline Batteast	2004-05	127
7. Alicia Ratay	2002-03	126
8. Danielle Green	1998-99	116
9. Letitia Bowen	1994-95	108
10. Charel Allen	2007-08	101

MOST FREE THROWS ATTEMPTED

As a Freshman

Player	Season	FTA
1. Skylar Diggins	2009-10	142
2. Courtney LaVere	2002-03	136
3. Ruth Riley	1997-98	115
4. Beth Morgan	1993-94	112
5. Lindsay Schrader	2005-06	111
6. Kelley Siemon	1997-98	110
7. Michelle Marciniak	1991-92	110
8. Ashley Barlow	2006-07	109
9. Mary Beth Scheuth	1981-82	105
10. Alicia Ratay	1999-00	101

As a Sophomore

Player	Season	FTA
1. Skylar Diggins	2010-11	198
2. Ruth Riley	1998-99	171
3. Katryna Gaither	1994-95	167
4. Ashley Barlow	2007-08	138
5. Krissi Davis	1988-89	124
6. Le'Tania Severe	2001-02	117
7. Jacqueline Batteast	2002-03	116
8. Letitia Bowen	1992-93	106
9. Megan Duffy	2003-04	105
10. Sandy Botham	1985-86	105

As a Junior

Player	Season	FTA
1. Natalie Novosel	2010-11	232
2. Skylar Diggins	2011-12	201
3. Ruth Riley	1999-00	164
4. Katryna Gaither	1995-96	157
5. Megan Duffy	2004-05	153
6. Danielle Green	1998-99	151
7. Jacqueline Batteast	2003-04	150
8. Beth Morgan	1995-96	137
9. Karen Robinson	1989-90	128
10. Alicia Ratay	2001-02	127

As a Senior

Player	Season	FTA
1. Ruth Riley	2000-01	237
2. Beth Morgan	1996-97	204
3. Natalie Novosel	2011-12	199
4. Katryna Gaither	1996-97	180
5. Jacqueline Batteast	2004-05	162
6. Megan Duffy	2005-06	152
7. Danielle Green	1998-99	151
8. Alicia Ratay	2002-03	143
9. Letitia Bowen	1994-95	134
10. Devereaux Peters	2011-12	130

HIGHEST FREE THROW PERCENTAGE

As a Freshman (min. 2.0 made per game)

Player	Season	FTM-A	Pct.
1. Charel Allen	2004-05	72-95	.847
2. Carey Poor	1992-93	49-58	.845
3. Alicia Ratay	1999-00	84-101	.832
4. Ashley Barlow	2006-07	90-109	.826
5. Beth Morgan	1993-94	88-112	.786
6. Skylar Diggins	2009-10	111-142	.782
7. Karen Robinson	1987-88	57-73	.781
8. Michelle Marciniak	1991-92	85-110	.773
9. Ruth Riley	1997-98	86-115	.748
10. Natalie Novosel	2008-09	65-90	.722

As a Sophomore

Player	Season	FTM-A	Pct.
1. Letitia Bowen	1992-93	87-106	.821
2. Megan Duffy	2003-04	86-105	.819
3. Sara Liebscher	1988-89	72-88	.818
4. Ashley Barlow	2007-08	111-138	.804
5. Karen Robinson	1988-89	82-102	.804
6. Beth Morgan	1994-95	77-96	.802
7. Niele Ivey	1997-98	63-80	.788
8. Krissi Davis	1988-89	91-124	.758
9. Margaret Nowlin	1989-90	64-85	.753

As a Junior

Player	Season	FTM-A	Pct.
1. Megan Duffy	2004-05	137-153	.895
2. Alicia Ratay	2001-02	112-127	.882
3. Niele Ivey	1998-99	80-92	.870
4. Beth Morgan	1995-96	117-137	.854
5. Charel Allen	2006-07	93-111	.838
6. Carrie Bates	1983-84	75-91	.824
7. Laura Dougherty	1983-84	55-67	.821
8. Tulyah Gaines	2006-07	101-124	.815
9. Le'Tania Severe	2002-03	88-109	.807
10. Ruth Riley	1999-00	132-164	.805

As a Senior

Player	Season	FTM-A	Pct.
1. Megan Duffy	2005-06	135-152	.888
2. Alicia Ratay	2002-03	126-143	.881
3. Sheila McMillen	1998-99	88-101	.871
4. Krissi Davis	1990-91	107-126	.849
5. Mollie Peirick	1997-98	67-80	.838
6. Natalie Novosel	2011-12	165-199	.829
7. Ashley Barlow	2009-10	84-102	.824
8. Le'Tania Severe	2003-04	97-118	.822
9. Karen Robinson	1990-91	67-82	.817
10. Charel Allen	2007-08	101-124	.815

MOST REBOUNDS

As a Freshman

Player	Season	Rebs.
1. Shari Matvey	1979-80	305
2. Ruth Riley	1997-98	233
3. Mary Beth Schueth	1981-82	227
4. Letitia Bowen	1991-92	218
5. Natalie Achonwa	2010-11	208
6. Jacqueline Batteast	2001-02	204
7. Courtney LaVere	2002-03	180
8. Ashley Barlow	2006-07	173
9. Kelley Siemon	1997-98	165
10. Erica Williamson	2006-07	163

As a Sophomore

Player	Season	Rebs.
1. Jacqueline Batteast	2002-03	267
2. Ruth Riley	1998-99	260
3. Letitia Bowen	1992-93	246
4. Mary Beth Schueth	1982-83	241
5. Katryna Gaither	1994-95	239
6. Sandy Botham	1985-86	223
7. Margaret Nowlin	1989-90	217
8. Heidi Bunek	1986-87	215
9. Shari Matvey	1980-81	213
10. Krissi Davis	1988-89	208



As a senior in 1987-88, Mary Gavin averaged a school-record 8.7 assists and 3.3 steals per game.

As a Junior

Player	Season	Rebs.
1. Katryna Gaither	1995-96	283
2. Jacqueline Batteast	2003-04	276
Letitia Bowen	1993-94	276
4. Heidi Bunek	1987-88	246
5. Margaret Nowlin	1990-91	240
6. Ruth Riley	1999-00	233
7. Krissi Davis	1989-90	233
8. Lindsay Schrader	2007-08	210
9. Ericka Haney	2000-01	204
10. Charel Allen	2006-07	197

As a Senior

Player	Season	Rebs.
1. Katryna Gaither	1996-97	368
2. Devereaux Peters	2011-12	363
3. Devereaux Peters	2010-11	293
4. Ruth Riley	2000-01	281
5. Margaret Nowlin	1991-92	270
6. Letitia Bowen	1994-95	259
7. Beth Morgan	1996-97	233
8. Lindsay Schrader	2009-10	228
Lindsay Schrader	2008-09	228
Kelley Siemon	2000-01	228

HIGHEST REBOUNDING AVERAGE

As a Freshman

Player	Season	RPG
1. Shari Matvey	1979-80	10.2
2. Mary Beth Schueth	1981-82	9.1
3. Jacqueline Batteast	2001-02	7.8
4. Letitia Bowen	1991-92	7.8
5. Ruth Riley	1997-98	7.3
6. Carrie Bates	1981-82	6.5
7. Heidi Bunek	1985-86	6.3

8. Devereaux Peters	2007-08	5.6
Courtney LaVere	2002-03	5.6
10. Natalie Achonwa	2010-11	5.3

As a Sophomore

Player	Season	RPG
1. Janice Crowe	1980-81	10.2
2. Letitia Bowen	1992-93	9.8
3. Mary Beth Schueth	1982-83	9.0
4. Ruth Riley	1998-99	8.4
5. Jacqueline Batteast	2002-03	8.3
6. Heidi Bunek	1986-87	8.0
7. Katryna Gaither	1994-95	7.7
8. Shari Matvey	1980-81	7.6
9. Margaret Nowlin	1989-90	7.5
10. Sandy Botham	1985-86	7.2

As a Junior

Player	Season	RPG
1. Jane Politiski	1978-79	9.6
2. Letitia Bowen	1993-94	9.5
3. Katryna Gaither	1995-96	9.1
4. Heidi Bunek	1987-88	8.8
5. Jacqueline Batteast	2003-04	8.6
6. Krissi Davis	1989-90	8.0
7. Margaret Nowlin	1990-91	7.5
8. Ruth Riley	1999-00	7.3
9. Sandy Botham	1986-87	7.1
10. Mary Beth Schueth	1983-84	6.9

As a Senior

Player	Season	RPG
1. Katryna Gaither	1996-97	9.7
2. Jane Politiski	1978-79	9.6
3. Devereaux Peters	2011-12	9.3
4. Margaret Nowlin	1991-92	8.7
5. Letitia Bowen	1994-95	8.4
6. Jane Politiski	1979-80	7.9
7. Ruth Riley	2000-01	7.8
Sandy Botham	1987-88	7.8
9. Mary Beth Schueth	1984-85	7.7
10. Devereaux Peters	2010-11	7.5
Heidi Bunek	1988-89	7.5

MOST ASSISTS

As a Freshman

Player	Season	Asst.
1. Mary Gavin	1984-85	116
2. Coquese Washington	1989-90	114
3. Skylar Diggins	2009-10	112
4. Mollie Peirick	1994-95	106
5. Karen Robinson	1987-88	99
6. Ruth Kaiser	1981-82	89
7. Michelle Marciniak	1991-92	85
8. Melissa Lechlitner	2006-07	83
Vonnie Thompson	1983-84	83
10. Laura Dougherty	1981-82	79

As a Sophomore

Player	Season	Asst.
1. Mary Gavin	1985-86	205
2. Skylar Diggins	2010-11	186
3. Karen Robinson	1988-89	184
4. Coquese Washington	1990-91	179
5. Mollie Peirick	1995-96	177
6. Le'Tania Severe	2001-02	146
7. Mollie Peirick	1996-97	138
8. Megan Duffy	2003-04	125
9. Laura Dougherty	1982-83	102
10. Diondra Toney	1986-87	101

As a Junior

Player	Season	Asst.
1. Skylar Diggins	2011-12	222
2. Mary Gavin	1986-87	214
3. Niele Ivey	1998-99	181
4. Megan Duffy	2004-05	178
5. Mollie Peirick	1996-97	169
6. Coquese Washington	1991-92	141
7. Karen Robinson	1989-90	137
8. Tulyah Gaines	2006-07	125

9. Le'Tania Severe	2002-03	121
10. Melissa Lechlitner	2008-09	106

As a Senior

Player	Season	Asst.
1. Niele Ivey	2000-01	247
2. Mary Gavin	1987-88	243
3. Mollie Peirick	1997-98	199
4. Niele Ivey	1999-00	194
5. Jeannine Augustin	1996-97	193
6. Karen Robinson	1990-91	159
7. Kara Leahy	1993-94	151
8. Tulyah Gaines	2007-08	129
9. Megan Duffy	2005-06	124
10. Coquese Washington	1992-93	120


HIGHEST ASSIST AVERAGE

As a Freshman

Player	Season	APG
1. Mary Gavin	1984-85	4.5
2. Mollie Peirick	1994-95	3.93
Coquese Washington	1989-90	3.93
4. Ruth Kaiser	1981-82	3.87
5. Karen Robinson	1987-88	3.5
6. Skylar Diggins	2009-10	3.2
Laura Dougherty	1981-82	3.2
Vonnie Thompson	1983-84	3.0
8. Audrey Gomez	1991-92	2.9
10. Michelle Marciniak	1991-92	2.7

As a Sophomore

Player	Season	APG
1. Mary Gavin	1985-86	6.6
2. Karen Robinson	1988-89	5.8
3. Mollie Peirick	1995-96	5.7
4. Coquese Washington	1990-91	5.6
5. Le'Tania Severe	2001-02	4.9
6. Skylar Diggins	2010-11	4.8
7. Megan Duffy	2003-04	3.9
8. Laura Dougherty	1982-83	3.8
9. Diondra Toney	1986-87	3.7
10. Kara Leahy	1991-92	3.5



As a feisty power forward in 1991-92, Margaret Nowlin averaged 8.7 rebounds per game, which still ranks as the fourth-highest mark ever posted by a Notre Dame senior in one season.

Individual Records by Class

As a Junior

Player	Season	APG
1. Mary Gavin	1986-87	7.9
2. Niele Ivey	1998-99	6.5
3. Skylar Diggins	2011-12	5.7
4. Coquese Washington	1991-92	5.6
5. Megan Duffy	2004-05	5.4
6. Karen Robinson	1989-90	4.7
7. Mollie Peirick	1996-97	4.5
8. Molly Cashman	1978-79	4.0
9. Tulyah Gaines	2006-07	3.9
10. Le'Tania Severe	2002-03	3.8

As a Senior

Player	Season	APG
1. Mary Gavin	1987-88	8.7
2. Niele Ivey	2000-01	6.9
3. Mollie Peirick	1997-98	6.2
4. Niele Ivey	1999-00	6.1
5. Kara Leary	1993-94	5.2
6. Jeannine Augustin	1996-97	5.1
7. Karen Robinson	1990-91	5.0
8. Coquese Washington	1992-93	4.4
9. Megan Duffy	2005-06	4.1
10. Tulyah Gaines	2007-08	3.8

MOST BLOCKED SHOTS

As a Freshman

Player	Season	Blks.
1. Shari Matvey	1979-80	94
2. Ruth Riley	1997-98	71
3. Devereaux Peters	2007-08	45
4. Erica Williamson	2006-07	39
5. Erica Solomon	2008-09	38
6. Jacqueline Batteast	2001-02	36
7. Amanda Barksdale	1999-2000	34
8. Majenica Rupe	1989-90	28
9. Courtney LaVere	2002-03	27
10. Trena Keys	1982-83	25

As a Sophomore

Player	Season	Blks.
1. Ruth Riley	1998-99	101
2. Amanda Barksdale	2000-01	58
3. Jacqueline Batteast	2002-03	50
4. Katryna Gaither	1994-95	46
5. Teresa Borton	2002-03	42
6. Courtney LaVere	2003-04	41
7. Erica Williamson	2007-08	38
8. Melissa D'Amico	2005-06	35
9. Heidi Bunek	1986-87	31
10. Natalie Achomwa	2011-12	27

As a Junior

Player	Season	Blks.
1. Ruth Riley	1999-00	85
2. Amanda Barksdale	2001-02	78
3. Trena Keys	1984-85	43
4. Katryna Gaither	1995-96	40
5. Heidi Bunek	1987-88	39
6. Tricia McManus	1979-80	39
7. Jacqueline Batteast	2003-04	38
8. Margaret Nowlin	1990-91	33
9. Teresa Borton	2003-04	32
10. Devereaux Peters	2009-10	30
11. Melissa D'Amico	2006-07	30

As a Senior

Player	Season	Blks.
1. Ruth Riley	2000-01	113
2. Devereaux Peters	2011-12	78
3. Devereaux Peters	2010-11	68
4. Teresa Borton	2004-05	57
5. Courtney LaVere	2005-06	50
6. Jacqueline Batteast	2004-05	43
7. Katryna Gaither	1996-97	35
8. Trena Keys	1985-86	30
9. Charel Allen	2007-08	26
10. Letitia Bowen	1994-95	26

HIGHEST BLOCKED SHOT AVERAGE

As a Freshman

Player	Season	BPG
1. Shari Matvey	1979-80	3.1
2. Ruth Riley	1997-98	2.2
3. Devereaux Peters	2007-08	2.0
4. Jacqueline Batteast	2001-02	1.4
5. Erica Williamson	2006-07	1.3
6. Erica Solomon	2008-09	1.23
7. Amanda Barksdale	1999-00	1.21
8. Trena Keys	1982-83	1.0

As a Sophomore

Player	Season	BPG
1. Ruth Riley	1998-99	3.3
2. Amanda Barksdale	2000-01	1.7
3. Jacqueline Batteast	2002-03	1.6
4. Katryna Gaither	1994-95	1.5
5. Teresa Borton	2002-03	1.3
6. Courtney LaVere	2003-04	1.28
7. Melissa D'Amico	2005-06	1.17
8. Tricia McManus	1979-80	1.17
9. Heidi Bunek	1986-87	1.15
10. Erica Williamson	2007-08	1.1

As a Junior

Player	Season	BPG
1. Amanda Barksdale	2001-02	3.0
2. Ruth Riley	1999-00	2.7
3. Trena Keys	1984-85	1.5
4. Heidi Bunek	1987-88	1.4
5. Tricia McManus	1979-80	1.3
6. Katryna Gaither	1995-96	1.29
7. Devereaux Peters	2009-10	1.2
8. Jacqueline Batteast	2003-04	1.2
9. Beth Morrison	1986-87	1.1
10. Margaret Nowlin	1990-91	1.03



Two-time North Star Conference Player of the Year Trena Keys was not only a great scorer, but a great defender during her time at Notre Dame. To this day, her shot blocking averages as a junior (1.5 in 1983-84) and senior (1.0 in 1985-86) remain among the top eight class marks in Fighting Irish history.

As a Senior

Player	Season	BPG
1. Ruth Riley	2000-01	3.1
2. Devereaux Peters	2011-12	2.0
3. Devereaux Peters	2010-11	1.74
4. Teresa Borton	2004-05	1.73
5. Courtney LaVere	2005-06	1.67
6. Jacqueline Batteast	2004-05	1.3
7. Beth Morrison	1986-87	1.1
8. Trena Keys	1985-86	1.0

MOST STEALS

As a Freshman

Player	Season	Stls.
1. Skylar Diggins	2009-10	90
2. Coquese Washington	1989-90	67
3. Ashley Barlow	2006-07	63
4. Michelle Marciniak	1991-92	63
5. Ruth Kaiser	1981-82	61
6. Laura Dougherty	1981-82	60
7. Mary Beth Schueth	1981-82	52
8. Alicia Rataj	1999-00	49
9. Natalie Novosel	2008-09	45
10. Brittany Mallory	2007-08	42

As a Sophomore

Player	Season	Stls.
1. Coquese Washington	1990-91	83
2. Krissi Davis	1988-89	81
3. Niele Ivey	1997-98	77
4. Skylar Diggins	2010-11	75
5. Mary Gavin	1985-86	72
6. Ashley Barlow	2007-08	68
7. Jacqueline Batteast	2002-03	63
8. Karen Robinson	1988-89	63
9. Kayla McBride	2011-12	60
10. Le'Tania Severe	2001-02	60
11. Mollie Peirick	1995-96	60



Ashley Barlow collected 63 steals in 2006-07, matching the third-largest single-season total by a Fighting Irish freshman in program history.

As a Junior

Player	Season	Stls.
1. Skylar Diggins	2011-12	102
2. Megan Duffy	2004-05	90
3. Mary Gavin	1986-87	80
4. Coquese Washington	1991-92	79
5. Niele Ivey	1998-99	74
6. Comalita Haysbert	1990-91	72
7. Ashley Barlow	2008-09	70
8. Le'Tania Severe	2002-03	69
9. Letitia Bowen	1993-94	69
10. Tulyah Gaines	2006-07	66

As a Senior

Player	Season	Stls.
1. Niele Ivey	1999-00	95
2. Niele Ivey	2000-01	94
3. Mary Gavin	1987-88	93
4. Jeannine Augustin	1996-97	92
5. Brittany Mallory	2011-12	81
6. Ashley Barlow	2009-10	80
7. Devereaux Peters	2011-12	78
8. Coquese Washington	1992-93	78
9. Brittany Mallory	2010-11	77
10. Katrina Gaitner	1996-97	76
Krissi Davis	1990-91	76

HIGHEST STEAL AVERAGE

As a Freshman

Player	Season	SPG
1. Ruth Kaiser	1981-82	2.7
2. Skylar Diggins	2009-10	2.6
3. Laura Dougherty	1981-82	2.4
4. Coquese Washington	1989-90	2.3
5. Trena Keys	1982-83	2.11
6. Mary Beth Schueth	1981-82	2.08
7. Michelle Marciniak	1991-92	2.03
8. Ashley Barlow	2006-07	1.97
9. Devereaux Peters	2007-08	1.7
10. Alicia Ratay	1999-00	1.53

As a Sophomore

Player	Season	SPG
1. Coquese Washington	1990-91	2.6
2. Niele Ivey	1997-98	2.5
3. Krissi Davis	1988-89	2.5
4. Mary Gavin	1985-86	2.3
5. Ruth Kaiser	1982-83	2.1
6. Le'Tania Severe	2001-02	2.0
7. Jacqueline Batteast	2002-03	1.97
8. Karen Robinson	1988-89	1.97
9. Mollie Peirick	1995-96	1.94
10. Skylar Diggins	2010-11	1.92

As a Junior

Player	Season	SPG
1. Coquese Washington	1991-92	3.2
2. Mary Gavin	1986-87	3.0
3. Megan Duffy	2004-05	2.7
4. Niele Ivey	1998-99	2.64
5. Skylar Diggins	2011-12	2.62
6. Ashley Barlow	2008-09	2.41
7. Letitia Bowen	1993-94	2.38
8. Le'Tania Severe	2002-03	2.2
9. Karen Robinson	1989-90	2.14
10. Beth Morgan	1995-96	2.07

As a Senior

Player	Season	SPG
1. Mary Gavin	1987-88	3.3
2. Niele Ivey	1999-00	3.0
3. Coquese Washington	1992-93	2.9
4. Niele Ivey	2000-01	2.6
5. Kara Leary	1993-94	2.5
6. Krissi Davis	1990-91	2.5
7. Jeannine Augustin	1996-97	2.4
8. Ashley Barlow	2009-10	2.3
9. Letitia Bowen	1994-95	2.10
10. Karen Robinson	1990-91	2.09

MOST TURNOVERS

As a Freshman

Player	Season	TO
1. Coquese Washington	1989-90	135
2. Michelle Marciniak	1991-92	134
3. Beth Morgan	1993-94	106
4. Skylar Diggins	2009-10	97
5. Karen Robinson	1987-88	96
6. Kelley Siemon	1997-98	90
7. Mollie Peirick	1994-95	89
8. Kari Hutchinson	1994-95	89
9. Courtney LaVere	2002-03	80
10. Jeannine Augustin	1993-94	79

As a Sophomore

Player	Season	TO
1. Karen Robinson	1988-89	184
2. Coquese Washington	1990-91	166
3. Skylar Diggins	2010-11	155
4. Mollie Peirick	1995-96	138
5. Le'Tania Severe	2001-02	120
6. Sara Liebscher	1988-89	101
7. Jacqueline Batteast	2002-03	99
8. Niele Ivey	1997-98	97
9. Megan Duffy	2003-04	92
10. Letitia Bowen	1992-93	87

As a Junior

Player	Season	TO
1. Le'Tania Severe	2002-03	119
2. Tulyah Gaines	2006-07	113
3. Heidi Bunek	1987-88	112
4. Coquese Washington	1991-92	111
5. Karen Robinson	1989-90	111
6. Mollie Peirick	1996-97	110
7. Letitia Bowen	1993-94	104
8. Skylar Diggins	2011-12	103
9. Megan Duffy	2004-05	103
10. Natalie Novosel	2010-11	102

As a Senior

Player	Season	TO
1. Mary Gavin	1987-88	152
2. Mollie Peirick	1997-98	137
3. Jeannine Augustin	1996-97	132
4. Beth Morgan	1996-97	132
5. Coquese Washington	1992-93	120
6. Karen Robinson	1990-91	120
7. Kara Leary	1993-94	110
8. Niele Ivey	2000-01	109
9. Sandy Botham	1987-88	107
10. Niele Ivey	1999-00	101

HIGHEST TURNOVER AVERAGE

As a Freshman

Player	Season	TOPG
1. Coquese Washington	1989-90	4.7
2. Michelle Marciniak	1991-92	4.3
3. Audrey Gomez	1991-92	3.67
4. Beth Morgan	1993-94	3.66
5. Karen Robinson	1987-88	3.43
6. Devereaux Peters	2007-08	3.39
7. Mollie Peirick	1998-99	3.3
8. Kari Hutchinson	1994-95	3.1
9. Jacqueline Batteast	2001-02	2.9
10. Kelley Siemon	1997-98	2.8

As a Sophomore

Player	Season	TOPG
1. Karen Robinson	1988-89	5.8
2. Coquese Washington	1990-91	5.2
3. Mollie Peirick	1995-96	4.5
4. Le'Tania Severe	2001-02	4.0
5. Skylar Diggins	2010-11	3.97
6. Comalita Haysbert	1989-90	3.6
7. Letitia Bowen	1992-93	3.5
8. Sara Liebscher	1988-89	3.2
9. Niele Ivey	1997-98	3.13
10. Beth Morgan	1995-96	3.13

As a Junior

Player	Season	TOPG
1. Coquese Washington	1991-92	4.4
2. Heidi Bunek	1987-88	4.0
3. Karen Robinson	1989-90	3.8
4. Le'Tania Severe	2002-03	3.7
5. Letitia Bowen	1993-94	3.6
6. Tulyah Gaines	2004-05	3.5
7. Megan Duffy	2006-07	3.1
8. Niele Ivey	1998-99	3.04
9. Sara Liebscher	1989-90	2.96
10. Mollie Peirick	1996-97	2.9

As a Senior

Player	Season	TOPG
1. Mary Gavin	1987-88	5.4
2. Coquese Washington	1992-93	4.4
3. Mollie Peirick	1997-98	4.3
4. Sandy Botham	1987-88	3.82
5. Kara Leary	1993-94	3.79
6. Beth Morgan	1996-97	3.5
7. Jeannine Augustin	1996-97	3.5
8. Niele Ivey	1999-00	3.2
9. Danielle Green	1998-99	3.1
10. Niele Ivey	2000-01	3.0



Skylar Diggins became the first player in school history to register triple-digit steals in one season, piling up 102 thefts in 2011-12.

Individual Records by Class

MOST FOULS

As a Freshman

Player	Season	PF
1. Ruth Riley	1997-98	109
2. Letitia Bowen	1991-92	91
3. Kelley Siemon	1997-98	90
4. Courtney LaVere	2002-03	88
5. Michelle Marciniak	1991-92	86
6. Shari Matvey	1979-80	85
7. Sheila McMillen	1995-96	83
8. Sandy Botham	1984-85	82
9. Skylar Diggins	2009-10	80
Ashley Barlow	2006-07	80

As a Sophomore

Player	Season	PF
1. Ruth Riley	1998-99	106
2. Margaret Nowlin	1989-90	102
Tricia McManus	1979-80	102
4. Sandy Botham	1985-86	99
5. Kelley Siemon	1998-99	94
6. Becca Bruszewski	2008-09	88
7. Courtney LaVere	2003-04	87
8. Ashley Barlow	2007-08	86
Coque Washington	1990-91	86
10. Lavetta Willis	1985-86	85

As a Junior

Player	Season	PF
1. Ruth Riley	1999-00	109
2. Margaret Nowlin	1990-91	106
3. Letitia Bowen	1993-94	103
4. Mollie Peirick	1996-97	100
5. Tricia McManus	1980-81	97
6. Sandy Botham	1986-87	94
7. Tulyah Gaines	2006-07	93
8. Becca Bruszewski	2009-10	92
9. Carey Poor	1994-95	88
10. Crystal Erwin	2005-06	83

As a Senior

Player	Season	PF
1. Devereaux Peters	2011-12	102
2. Letitia Bowen	1994-95	101
3. Becca Bruszewski	2010-11	99
4. Rosanne Bohman	1996-97	97
Katryna Gaither	1996-97	97
6. Devereaux Peters	2010-11	96
7. Sandy Botham	1987-88	91
8. Ruth Riley	2000-01	87
9. Tootie Jones	1993-94	87
10. Margaret Nowlin	1991-92	86

MOST TIMES FOULED OUT

As a Freshman

Player	Season	FO
1. Ruth Riley	1997-98	8
2. Devereaux Peters	2007-08	5
Courtney LaVere	2002-03	5
4. Letitia Bowen	1991-92	4
Cathy Emigholz	1986-87	4
6. Ashley Barlow	2006-07	3
Kelley Siemon	1997-98	3
Coque Washington	1989-90	3
Jenny Klauke	1980-81	3
10. 11 tied with		2

As a Sophomore

Player	Season	FO
1. Kelley Siemon	1998-99	6
2. Carey Poor	1993-94	5
Sandy Botham	1985-86	5
Tricia McManus	1979-80	5
5. Crystal Erwin	2004-05	4
Jacqueline Batteast	2002-03	4
Heidi Bunek	1987-88	4
8. Ruth Riley	1998-99	3
Jeannine Augustin	1994-95	3
Heidi Bunek	1986-87	3

As a Junior

Player	Season	FO
1. Sandy Botham	1986-87	8
2. Margaret Nowlin	1990-91	7
3. Letitia Bowen	1993-94	6
4. Ruth Riley	1999-00	5
Tricia McManus	1979-80	5
6. Carey Poor	1994-95	4
Heidi Bunek	1987-88	4
Lavetta Willis	1985-86	4
Tricia McManus	1980-81	4
10. seven tied with		3

As a Senior

Player	Season	FO
1. Tootie Jones	1993-94	6
Margaret Nowlin	1991-92	6
3. Sandy Botham	1987-88	5
4. Letitia Bowen	1994-95	4
Sherri Orlosky	1993-94	4
Tricia McManus	1980-81	4
7. Devereaux Peters	2011-12	3
Devereaux Peters	2010-11	3
Becca Bruszewski	2010-11	3
Sara Liebscher	1990-91	3
Molly Cashman	1979-80	3

GAMES STARTED

As a Freshman

Player	Season	GS
1. Alicia Ratay	1999-00	32
2. Skylar Diggins	2009-10	30
Kelley Siemon	1997-98	30
4. Lindsay Schrader	2005-06	27
Karen Robinson	1987-88	27
6. Ruth Riley	1997-98	26
7. Beth Morgan	1993-94	25
8. Mary Beth Schueth	1981-82	24
9. Ruth Kaiser	1981-82	23
10. Jacqueline Batteast	2001-02	22
Mollie Peirick	1994-95	22

As a Sophomore

Player	Season	GS
1. Skylar Diggins	2010-11	38
2. Kayla McBride	2011-12	36
3. Alicia Ratay	2000-01	35
4. Breona Gray	2004-05	33
5. Ashley Barlow	2007-08	32
Jacqueline Batteast	2002-03	32
Teresa Borton	2002-03	32
Krissi Davis	1988-89	32
9. seven tied with		31

As a Junior

Player	Season	GS
1. Skylar Diggins	2011-12	39
Natalie Novosel	2010-11	39
3. Ericka Haney	2000-01	35
4. Lindsay Schrader	2007-08	33
Megan Duffy	2004-05	33
Mollie Peirick	1996-97	33
7. five tied with		32

As a Senior

Player	Season	GS
1. Brittany Mallory	2011-12	39
Natalie Novosel	2011-12	39
Devereaux Peters	2011-12	39
Becca Bruszewski	2010-11	39
Devereaux Peters	2010-11	39
6. Rosanne Bohman	1996-97	38
Katryna Gaither	1996-97	38
Beth Morgan	1996-97	38
9. Jeannine Augustin	1996-97	37
10. Niele Ivey	2000-01	36
Ruth Riley	2000-01	36

GAMES PLAYED

As a Freshman


Player	Season	GP
1. Natalie Achonwa	2010-11	39
2. Julie Henderson	1996-97	38
3. Markisha Wright	2011-12	36
4. Skylar Diggins	2009-10	35
5. Brittany Mallory	2007-08	33
Charel Allen	2004-05	33
7. nine tied with		32

As a Sophomore

Player	Season	GP
1. Natalie Achonwa	2011-12	39
Kayla McBride	2011-12	39
Skylar Diggins	2010-11	39
Kaila Turner	2010-11	39
5. Sheila McMillen	1996-97	38
6. Alicia Ratay	2000-01	35
7. Natalie Novosel	2009-10	35
Amanda Barksdale	2000-01	35
9. three tied with		34

As a Junior

Player	Season	GP
1. Skylar Diggins	2011-12	39
Kaila Turner	2011-12	39
Natalie Novosel	2010-11	39
4. Mollie Peirick	1996-97	38
5. Ericka Haney	2000-01	36
6. Brittany Mallory	2009-10	35
7. Becca Bruszewski	2009-10	34
Lindsay Schrader	2007-08	34
9. Fraderica Miller	2010-11	33
Megan Duffy	2004-05	33



Rosanne Bohman played a critical role on Notre Dame's 1996-97 Final Four team, starting all 38 games and saving her best performances for the 1997 NCAA Tournament, most notably when she scored 16 points on 8-of-8 shooting in a second-round win at Texas.

As a Senior

Player	Season	GP
1. Brittany Mallory	2011-12	39
Natalie Novosel	2011-12	39
Devereaux Peters	2011-12	39
Brittany Mallory	2010-11	39
Devereaux Peters	2010-11	39
Becca Bruszewski	2010-11	39
7. Jeannine Augustin	1996-97	38
Rosanne Bohman	1996-97	38
Katryna Gaither	1996-97	38
Beth Morgan	1996-97	38

MINUTES PLAYED

As a Freshman

Player	Season	GP
1. Skylar Diggins	2009-10	1,028
2. Alicia Ratay	1999-00	999
3. Beth Morgan	1993-94	913
4. Lindsay Schrader	2005-06	858
5. Shari Matvey	1979-80	837
6. Michelle Marciniak	1991-92	814
7. Ashley Barlow	2006-07	810
8. Charel Allen	2004-05	795
9. Mary Beth Schueth	1981-82	785
10. Sheila McMillen	1995-96	769

As a Sophomore

Player	Season	Mins.
1. Skylar Diggins	2010-11	1,226
2. Alicia Ratay	2000-01	1,147
3. Kayla McBride	2011-12	1,081
4. Megan Duffy	2003-04	1,066
5. Jacqueline Batteast	2002-03	1,022
6. Krissi Davis	1988-89	1,022
7. Karen Robinson	1988-89	1,017
8. Mary Gavin	1985-86	973
9. Sheila McMillen	1996-97	950
10. Coquese Washington	1990-91	944

As a Junior

Player	Season	Mins.
1. Megan Duffy	2004-05	1,222
2. Skylar Diggins	2011-12	1,201
3. Natalie Novosel	2010-11	1,102
4. Charel Allen	2006-07	1,082
5. Jacqueline Batteast	2003-04	1,052
6. Ericka Haney	2000-01	1,047
7. Melissa Lechlitner	2008-09	1,033
8. Niele Ivey	1999-00	1,028
9. Mollie Peirick	1996-97	1,026
10. Alicia Ratay	2001-02	1,015

As a Senior

Player	Season	Mins.
1. Beth Morgan	1996-97	1,227
2. Katryna Gaither	1996-97	1,177
3. Megan Duffy	2005-06	1,152
4. Niele Ivey	2000-01	1,151
5. Brittany Mallory	2011-12	1,146
6. Jacqueline Batteast	2004-05	1,109
7. Alicia Ratay	2002-03	1,070
8. Natalie Novosel	2011-12	1,051
9. Sheila McMillen	1998-99	1,048
10. Jeannine Augustin	1996-97	1,038

MOST MINUTES PER GAME

As a Freshman

Player	Season	MPG
1. Ruth Kaiser	1981-82	33.2
2. Beth Morgan	1993-94	31.5
3. Mary Beth Schueth	1981-82	31.4
4. Alicia Ratay	1999-00	31.2
5. Skylar Diggins	2009-10	29.4
6. Lindsay Schrader	2005-06	28.6
7. Shari Matvey	1979-80	27.9
8. Jacqueline Batteast	2001-02	27.6
9. Carrie Bates	1981-82	27.0
10. Mary Gavin	1984-85	26.3

As a Sophomore

Player	Season	MPG
1. Megan Duffy	2003-04	33.3
2. Jacqueline Batteast	2002-03	31.94
Krissi Davis	1988-89	31.94
4. Alicia Ratay	2000-01	31.86
5. Karen Robinson	1988-89	31.8
6. Diondra Toney	1986-87	31.7
7. Skylar Diggins	2010-11	31.4
Mary Gavin	1985-86	31.4
9. Mary Beth Schueth	1982-83	30.5
10. Mollie Peirick	1995-96	30.2

As a Junior

Player	Season	MPG
1. Megan Duffy	2004-05	37.0
2. Mary Gavin	1986-87	35.1
3. Alicia Ratay	2001-02	33.83
4. Charel Allen	2006-07	33.81
5. Melissa Lechlitner	2008-09	33.3
6. Ashley Barlow	2008-09	32.93
7. Jacqueline Batteast	2003-04	32.88
8. Beth Morgan	1995-96	32.6
9. Krissi Davis	1989-90	32.3
10. Niele Ivey	1998-99	31.4

As a Senior

Player	Season	MPG
1. Megan Duffy	2005-06	38.4
2. Sheila McMillen	1998-99	33.8
3. Jacqueline Batteast	2004-05	33.6
4. Alicia Ratay	2002-03	33.4
5. Kara Leary	1993-94	32.7
6. Beth Morgan	1996-97	32.3
7. Niele Ivey	1999-00	32.1
8. Niele Ivey	2000-01	32.0
9. Karen Robinson	1990-91	31.8
10. Mollie Peirick	1997-98	31.6

MOST DOUBLE-DOUBLES

As a Freshman

Player	Season	DD
1. Shari Matvey	1979-80	15
2. Jacqueline Batteast	2001-02	11
3. Mary Beth Schueth	1981-82	9
4. Ruth Riley	1997-98	8
5. Courtney LaVere	2002-03	5
Letitia Bowen	1991-92	5

As a Sophomore

Player	Season	DD
1. Ruth Riley	1998-99	12
2. Katryna Gaither	1994-95	10
Letitia Bowen	1992-93	10
Heidi Bunek	1986-87	10
5. Mary Beth Schueth	1982-83	9

As a Junior

Player	Season	DD
1. Katryna Gaither	1995-96	14
2. Jacqueline Batteast	2003-04	13
3. Heidi Bunek	1987-88	10
4. Krissi Davis	1989-90	9
5. Jane Politski	1978-79	8

As a Senior

Player	Season	DD
1. Katryna Gaither	1996-97	17
2. Devereaux Peters	2011-12	12
3. Margaret Nowlin	1991-92	11
4. Jane Politski	1978-79	11
5. Devereaux Peters	2010-11	10
Ruth Riley	2000-01	10

Current players listed in **boldface**

NOTE: Player class years are sorted by academic standing; thus, fifth-year seniors may be listed twice under senior year records



Devereaux Peters had 12 double-doubles as a fifth-year senior in 2011-12, the most by a Fighting Irish player in her final college campaign in 15 years.

Career Records



Beth Morgan was the most prolific scorer in Notre Dame history and one of only three Irish players to register more than 2,000 points in her career.

POINTS

Most Points

Player	Years	Pts.
1. Beth Morgan	1993-97	2,322
2. Katryna Gaither	1993-97	2,126
3. Ruth Riley	1997-01	2,072
4. Jacqueline Batteast	2001-05	1,874
5. Alicia Ratay	1999-03	1,763
6. Skylar Diggins	2009-p	1,726
7. Karen Robinson	1987-91	1,580
8. Trena Keys	1982-86	1,589
9. Natalie Novosel	2008-12	1,569
10. Charel Allen	2004-08	1,566

Highest Scoring Average

Player	Years	PPG
1. Beth Morgan	1993-97	18.6
2. Katryna Gaither	1993-97	16.6
3. Ruth Riley	1997-01	15.8
4. Skylar Diggins	2009-p	15.3
5. Jacqueline Batteast	2001-05	15.2
6. Heidi Bunek	1985-89	14.5
7. Trena Keys	1982-86	14.3
8. Alicia Ratay	1999-03	13.6
9. Karen Robinson	1987-91	13.1
10. Sandy Botham	1984-88	12.8

Double-Figure Scoring Games

Player	Years	Gms.
1. Beth Morgan	1993-97	115
2. Ruth Riley	1997-01	106
3. Jacqueline Batteast	2001-05	101
Katryna Gaither	1993-97	101
5. Alicia Ratay	1999-03	95
6. Skylar Diggins	2009-p	88
7. Charel Allen	2004-08	82
Karen Robinson	1987-91	82
9. Natalie Novosel	2008-12	79
10. Ashley Barlow	2006-10	78
Lindsay Schrader	2005-10	78
Trena Keys	1982-86	78

Consecutive Games Scoring In Double Figures

Player	Dates	Gms.
1. Katryna Gaither	12/28/94 to 1/21/97	76
2. Natalie Novosel	3/8/11 to 1/21/12	27
3. Beth Morgan	2/10/94 to 1/19/95	24
4. Ruth Riley	12/3/00 to 2/27/01	22
Sandy Botham	12/4/87 to 2/25/88	22

20-Point Games

Player	Years	Gms.
1. Beth Morgan	1993-97	56
2. Katryna Gaither	1993-97	50

3. Ruth Riley	1997-01	37
4. Skylar Diggins	2009-p	33
5. Jacqueline Batteast	2001-05	32
6. Charel Allen	2004-08	29
Trena Keys	1982-86	29
8. Alicia Ratay	1999-03	26
9. Shari Matvey	1979-83	23
Heidi Bunek	1985-89	23

30-Point Games

Player	Years	Gms.
1. Katryna Gaither	1993-97	6
2. Ruth Riley	1997-01	5
Beth Morgan	1993-97	5
4. Trena Keys	1982-86	4
5. Alicia Ratay	1999-03	3
Shari Matvey	1979-83	3

FIELD GOALS

Most Field Goals Made

Player	Years	FGM
1. Katryna Gaither	1993-97	899
2. Beth Morgan	1993-97	822
3. Ruth Riley	1997-01	777
4. Jacqueline Batteast	2001-05	723
5. Trena Keys	1982-86	690
6. Karen Robinson	1987-91	633
7. Shari Matvey	1979-83	616
8. Skylar Diggins	2009-p	604
9. Charel Allen	2004-08	602
10. Lindsay Schrader	2005-10	594
Sandy Botham	1984-88	594

Most Field Goals Attempted

Player	Years	FGA
1. Beth Morgan	1993-97	1,852
2. Jacqueline Batteast	2001-05	1,744
3. Katryna Gaither	1993-96	1,474
4. Charel Allen	2004-08	1,422
5. Trena Keys	1982-86	1,405
6. Skylar Diggins	2009-p	1,319
7. Karen Robinson	1987-91	1,304
8. Lindsay Schrader	2005-10	1,250
9. Ruth Riley	1997-01	1,229
10. Alicia Ratay	1999-03	1,206

Highest Field Goal Percentage (min. 400 attempts)

Player	Years	Pct.
1. Ruth Riley	1997-01	.632
2. Katryna Gaither	1993-97	.610
3. Heidi Bunek	1985-89	.604
4. Sandy Botham	1984-88	.588
5. Krissi Davis	1987-91	.579
6. Carrie Bates	1981-85	.553
7. Devereaux Peters	2007-12	.550
8. Teresa Borton	2001-05	.547
9. Shari Matvey	1979-83	.533
10. Rosanne Bohman	1993-97	.525
Margaret Nowlin	1988-92	.525

3-POINT FIELD GOALS

Most 3-Point Field Goals Made

Player	Years	3FGM
1. Alicia Ratay	1999-03	262
2. Sheila McMillen	1995-99	249
3. Beth Morgan	1993-97	231
4. Niele Ivey	1996-01	190
5. Megan Duffy	2002-06	161
6. Brittany Mallory	2007-12	153
7. Ashley Barlow	2006-10	139
8. Mollie Peirick	1994-98	129
9. Skylar Diggins	2009-p	104
10. Lisa Kuhns	1985-90	102

Consecutive Games With A 3-Point Field Goal

Player	Dates	Gms.
1. Beth Morgan	2/12/95 to 3/5/96	35
2. Sheila McMillen	2/12/98 to 12/21/98	21
3. Sheila McMillen	1/2/99 to 3/15/99	20

4. Beth Morgan	12/2/94-2/4/95	18
Niele Ivey	2/5/00-12/3/00	18

Most 3-Point Field Goals Attempted

Player	Years	3FGA
1. Sheila McMillen	1995-99	650
2. Beth Morgan	1993-97	628
3. Alicia Ratay	1999-03	550
4. Niele Ivey	1996-01	469
5. Brittany Mallory	2007-12	466
6. Megan Duffy	2002-06	441
7. Ashley Barlow	2006-10	403
8. Mollie Peirick	1994-98	342
9. Skylar Diggins	2009-p	301
10. Lisa Kuhns	1985-90	262

Highest 3-Point Field Goal Percentage (min. 50 attempts)

Player	Years	Pct.
1. Alicia Ratay	1999-03	.476*
2. Kari Hutchinson	1994-98	.424
3. Niele Ivey	1996-01	.405
4. Sherri Orlosky	1990-94	.394
5. Natalie Novosel	2008-12	.392
6. Lisa Kuhns	1985-90	.389
7. Sheila McMillen	1995-99	.383
8. Jeneka Joyce	2000-04	.382
9. Mollie Peirick	1994-98	.377
10. Beth Morgan	1993-97	.368

* - NCAA record

FREE THROWS

Most Free Throws Made

Player	Years	FTM
1. Ruth Riley	1997-01	518
2. Natalie Novosel	2008-12	464
3. Beth Morgan	1993-97	447
4. Skylar Diggins	2009-p	414
5. Megan Duffy	2002-06	403
6. Alicia Ratay	1999-03	387
7. Jacqueline Batteast	2001-05	366
8. Ashley Barlow	2006-10	359
9. Katryna Gaither	1993-97	328
10. Karen Robinson	1987-91	307

Most Free Throws Attempted

Player	Years	FTA
1. Ruth Riley	1997-01	687
2. Natalie Novosel	2008-12	588
3. Katryna Gaither	1993-97	551
4. Beth Morgan	1993-97	549
5. Skylar Diggins	2009-p	541
6. Jacqueline Batteast	2001-05	528
7. Megan Duffy	2002-06	469
8. Ashley Barlow	2006-10	444
9. Alicia Ratay	1999-03	444
10. Mary Beth Schueth	1981-85	421

Highest Free Throw Percentage (min. 75 attempts)

Player	Years	Pct.
1. Alicia Ratay	1999-03	.872
2. Kayla McBride	2010-p	.870
3. Megan Duffy	2002-06	.859
4. Mollie Peirick	1994-98	.819
5. Beth Morgan	1993-97	.814
6. Ashley Barlow	2006-10	.809
7. Sheila McMillen	1995-99	.808
8. Melissa Lechitner	2006-10	.800
9. Charel Allen	2004-08	.799
10. Karen Robinson	1987-91	.797

REBOUNDS

Most Rebounds

Player	Years	Rebs.
1. Ruth Riley	1997-01	1,007
2. Letitia Bowen	1991-95	999
3. Katryna Gaither	1993-97	986
4. Jacqueline Batteast	2001-05	965
5. Devereaux Peters	2007-12	937

6. Mary Beth Schueth	1981-85	853
7. Lindsay Schrader	2005-10	828
8. Margaret Nowlin	1988-92	826
9. Sandy Botham	1984-88	774
10. Shari Matvey	1979-83	742

Highest Rebound Average

Player	Years	RPG
1. Letitia Bowen	1991-95	8.8
2. Mary Beth Schueth	1981-85	8.1
3. Jacqueline Batteast	2001-05	7.84
4. Heidi Bunek	1985-89	7.76
5. Katryna Gaither	1993-97	7.70
6. Ruth Riley	1997-01	7.69
7. Janice Crowe	1979-82	7.4
8. Devereaux Peters	2007-12	7.3
9. Margaret Nowlin	1988-92	6.9
10. Shari Matvey	1979-83	6.8

ASSISTS**Most Assists**

Player	Years	Asst.
1. Mary Gavin	1984-88	778
2. Niele Ivey	1996-01	727
3. Mollie Peirick	1994-97	651
4. Karen Robinson	1987-91	579
5. Coquese Washington	1989-93	554
6. Skylar Diggins	2009-p	520
7. Megan Duffy	2002-06	500
8. Melissa Lechlitner	2006-10	388
9. Jeannine Augustin	1994-97	387
10. Le Tania Severe	2000-04	384

Highest Assist Average

Player	Years	APG
1. Mary Gavin	1984-88	7.0
2. Niele Ivey	1996-01	5.5
3. Mollie Peirick	1994-97	5.1
4. Coquese Washington	1989-93	4.9
5. Karen Robinson	1987-91	4.8
6. Skylar Diggins	2009-p	4.6
7. Megan Duffy	2002-06	3.9
8. Le Tania Severe	2000-04	3.3
9. Jeannine Augustin	1993-97	3.12
10. Laura Dougherty	1981-85	3.08

BLOCKED SHOTS**Most Blocked Shots**

Player	Years	Bls.
1. Ruth Riley	1997-01	370
2. Devereaux Peters	2007-12	227
3. Amanda Barksdale	1993-02	170
4. Jacqueline Batteast	2001-05	167
5. Teresa Borton	2001-05	166
6. Courtney LaVere	2002-06	146
7. Katryna Gaither	1993-97	141
8. Shari Matvey	1979-83	133
9. Erica Williamson	2006-10	125
10. Trena Keys	1982-86	124

Highest Blocked Shot Average

Player	Years	BPG
1. Ruth Riley	1997-01	2.8
2. Amanda Barksdale	1993-02	1.9
3. Devereaux Peters	2007-12	1.8
4. Jacqueline Batteast	2001-05	1.4
5. Shari Matvey	1979-83	1.22
6. Courtney LaVere	2002-06	1.20
7. Erica Williamson	2006-10	1.19
8. Teresa Borton	2001-05	1.18
9. Heidi Bunek	1985-89	1.1

STEALS**Most Steals**

Player	Years	Stls.
1. Niele Ivey	1996-01	348
2. Coquese Washington	1989-93	307
3. Ashley Barlow	2006-10	281
4. Mary Gavin	1984-88	281
5. Brittany Mallory	2007-12	272
6. Skylar Diggins	2009-p	267

7. Karen Robinson	1987-91	228
8. Krissi Davis	1987-91	226
9. Devereaux Peters	2007-12	222
10. Megan Duffy	2002-06	220

Highest Steals Average

Player	Years	SPG
1. Coquese Washington	1989-93	2.7
2. Niele Ivey	1996-01	2.6
3. Mary Gavin	1984-88	2.5
4. Skylar Diggins	2009-p	2.4
5. Ashley Barlow	2006-10	2.2
6. Michelle Marciniak	1991-92	2.0
7. Krissi Davis	1987-91	1.92
8. Karen Robinson	1987-91	1.88
9. Brittany Mallory	2007-12	1.80
Ruth Kaiser	1981-85	1.80

TURNOVERS**Most Turnovers**

Player	Years	TO
1. Coquese Washington	1989-93	532
2. Karen Robinson	1987-91	511
3. Mollie Peirick	1995-98	474
4. Beth Morgan	1993-97	413
5. Niele Ivey	1996-01	405
6. Skylar Diggins	2009-p	355
7. Letitia Bowen	1991-95	352
8. Le Tania Severe	2000-04	346
9. Megan Duffy	2002-06	345
10. Jacqueline Batteast	2001-05	337

Highest Turnover Average

Player	Years	TOPG
1. Coquese Washington	1989-93	4.7
2. Michelle Marciniak	1991-92	4.3
3. Karen Robinson	1987-91	4.2
4. Mollie Peirick	1995-98	3.7
5. Beth Morgan	1993-97	3.3
6. Skylar Diggins	2009-p	3.14
7. Letitia Bowen	1991-95	3.12
8. Niele Ivey	1996-01	3.07
9. Le Tania Severe	2000-04	3.0
10. Jacqueline Batteast	2001-05	2.7

FOULS**Most Fouls**

Player	Years	PF
1. Ruth Riley	1997-01	411
2. Letitia Bowen	1991-95	378
3. Sandy Botham	1984-88	366
4. Margaret Nowlin	1988-92	357
5. Devereaux Peters	2007-12	351
6. Becca Bruszewski	2007-11	337
7. Kelley Siemon	1997-01	326
8. Coquese Washington	1989-93	315
9. Courtney LaVere	2002-06	314
10. Crystal Erwin	2003-07	309

Most Times Fouled Out

Player	Years	FO
1. Sandy Botham	1984-88	19
2. Ruth Riley	1997-01	18
3. Margaret Nowlin	1988-92	16
4. Letitia Bowen	1991-95	14
5. Kelley Siemon	1997-01	13
Carey Poor	1992-96	13
Devereaux Peters	2007-12	11
Crystal Erwin	2003-07	11
9. Courtney LaVere	2002-06	10
10. Heidi Bunek	1985-89	9
Tricia McManus	1978-81	9

GAMES**Most Games Started**

Player	Years	GS
1. Alicia Ratay	1999-03	129
2. Lindsay Schrader	2005-10	124
Ruth Riley	1997-01	124
4. Jacqueline Batteast	2001-05	119
5. Mollie Peirick	1994-98	118

6. Karen Robinson	1987-91	116
7. Beth Morgan	1993-97	115
8. Niele Ivey	1996-01	114
9. Skylar Diggins	2009-p	107
10. Mary Gavin	1984-88	105

Consecutive Games Started

Player	Dates	GS
1. Jacqueline Batteast	1/26/02 to 3/21/05	97
2. Katryna Gaither	12/27/94 to 3/30/97	95
3. Ruth Riley	12/8/97 to 2/9/00	79
4. Natalie Novosel	11/12/10 to 4/3/12	78
Devereaux Peters	11/12/10 to 4/3/12	78

Most Games Played

Player	Years	GP
1. Brittany Mallory	2007-12	151
2. Natalie Novosel	2008-12	144
3. Becca Bruszewski	2007-11	136
4. Niele Ivey	1996-01	132
5. Melissa Lechlitner	2006-10	131
Ruth Riley	1997-01	131
Sheila McMillen	1995-99	131
8. Ashley Barlow	2006-10	130
Alicia Ratay	1999-03	130
Julie Henderson	1996-00	130

MINUTES**Most Minutes Played**

Player	Years	Mins.
1. Alicia Ratay	1999-03	4,231
2. Megan Duffy	2002-06	4,188
3. Beth Morgan	1993-97	3,958
4. Niele Ivey	1996-01	3,954
5. Jacqueline Batteast	2001-05	3,901
6. Sheila McMillen	1995-99	3,670
7. Ashley Barlow	2006-10	3,664
8. Mollie Peirick	1994-98	3,652
9. Charel Allen	2004-08	3,639
10. Lindsay Schrader	2005-10	3,620

Highest Minutes Average

Player	Years	MPG
1. Megan Duffy	2002-06	33.0
2. Alicia Ratay	1999-03	32.5
3. Jacqueline Batteast	2001-05	31.71
4. Beth Morgan	1993-97	31.66
5. Skylar Diggins	2009-p	30.6
6. Niele Ivey	1996-01	30.0
7. Karen Robinson	1987-91	29.4
8. Mollie Peirick	1994-98	28.5
9. Lindsay Schrader	2005-10	28.3
10. Charel Allen	2004-08	28.2

DOUBLE-DOUBLES**Most Double-Doubles**

Player	Years	DD
1. Katryna Gaither	1993-97	40
2. Jacqueline Batteast	2001-05	38
3. Ruth Riley	1997-01	36
4. Mary Beth Schueth	1981-85	32
5. Letitia Bowen	1991-95	28
6. Shari Matvey	1979-83	26
7. Jane Politiski	1977-80	25
8. Margaret Nowlin	1988-92	24
9. Devereaux Peters	2007-12	23
10. Heidi Bunek	1985-89	21

Most Double-Doubles By A Guard

Player	Year	DD
1. Lindsay Schrader	2005-10	17
2. Niele Ivey	1996-01	12
3. Krissi Davis	1987-91	10
4. Danielle Green	1995-00	7
Beth Morgan	1993-97	7

Current players listed in **boldface**

NOTE: Player years listed by start of freshman season through end of senior year (e.g. 1993-94 to 1996-97 listed as 1993-97)

Opponent Records

Single-Game Records

Most Points (Game), Team –

124 by South Carolina on Jan. 31, 1981
(South Carolina 124, Notre Dame 48)

Most Points (Half), Team –

78 (2nd) by South Carolina on Jan. 31, 1981
(South Carolina 124, Notre Dame 48)

Most Points, Individual –

38 by Latasha Byears (DePaul) on Jan. 16, 1995

Fewest Points (Game), Team –

21 by Southeast Missouri State on Jan. 2, 2011
(Notre Dame 97, Southeast Missouri State 21)

Fewest Points (Half), Team –

6 (1st) by Southeast Missouri State on Jan. 2, 2011
(Notre Dame 97, Southeast Missouri State 21)

Most Field Goals Made, Team –

55 by South Carolina on Jan. 31, 1981 (82 att.)

Most Field Goals Made, Individual –

17 by Shelly Pennefather (Villanova) on Feb. 11, 1984
(24 attempts)

17 by Anucha Brown (Northwestern) on Dec. 7, 1983
(30)

Most Field Goals Attempted, Team –

93 by Illinois-Chicago on Feb. 19, 1980 (30 made)

Most Field Goals Attempted, Individual –

30 by Maya Moore (Connecticut) on April 3, 2011
(14 made)

30 by Anucha Brown (Northwestern) on Dec. 7, 1983
(17)

Highest Field Goal Percentage, Team –

67.1 (55-82) by South Carolina on Jan. 31, 1981

Highest Field Goal Percentage, Individual –

1,000 (10-10) by Nykeshia Sales (Connecticut) on
Dec. 6, 1997

Lowest Field Goal Percentage, Team –

125 (7-56) by Southeast Missouri State on Jan. 2, 2011

Most 3-Point Field Goals Made, Team –

13 by DePaul on Jan. 17, 2006 (29 attempts)

13 by Connecticut on Jan. 15, 2001 (33)

Most 3-Point Field Goals Made, Individual –

7, by five players (MR: Angie Bjorklund

(Tennessee) on Jan. 5, 2008 (9 attempts))

Most 3-Point Field Goals Attempted, Team –

33 by Villanova on Jan. 25, 2003 (9 made)

33 by Connecticut on Jan. 15, 2001 (13)

Most 3-Point Field Goals Attempted, Individual –

17 by Laurie Koehn (Kansas State) on March 25,
2003 (7 made)

Highest 3-Point Field Goal Percentage, Team –

1,000 (3-3) by Pittsburgh on Feb. 15, 1998

Highest 3-Point Field Goal Percentage, Individual –

1,000 (6-6) by Nicole Erickson (Duke) on Nov. 22,
1997

Most Free Throws Made, Team –

34 by St. Joseph's (Ind.) on Feb. 17, 1981

Most Free Throws Made, Individual –

15 by four players (MR: Nok Duany
(Georgetown) on Feb. 23, 2002)

Most Free Throws Attempted, Team –

45 by South Florida on Jan. 13, 2007

Most Free Throws Attempted, Individual –

19 by Nok Duany (Georgetown) on Feb. 23, 2002

Highest Free Throw Percentage, Team –

1,000 (20-20) by Arizona on Nov. 24, 2001

Highest Free Throw Percentage, Individual –

1,000 (15-15) by Jen Cole (La Salle) on Jan. 2, 1993

Most Rebounds, Team –

67 by Michigan on Jan. 20, 1979

Most Rebounds, Individual –

20, by four players (MR: Wendy Scholtens

(Vanderbilt) on Jan. 8, 1989)

Most Assists, Team –

30 by Loyola (Ill.) on Feb. 18, 1989

Most Assists, Individual –

16 by Veronica Pettry (Loyola, Ill.) on Feb. 18, 1989

Most Turnovers, Team –

49 by New Hampshire on Nov. 12, 2010

Most Turnovers, Individual –

13 by Chariviva Broussard (Miami) on Feb. 25, 2004

Fewest Turnovers, Team –

5 by Villanova on Jan. 25, 2003

Most Blocked Shots, Team –

16 by Connecticut on Jan. 27, 2007

Most Blocked Shots, Individual –

9 by Tina Charles (Connecticut) on Jan. 27, 2007

Most Steals, Team –

26 by Michigan on Dec. 8, 1979

Most Steals, Individual –

12 by Diana Vines (DePaul) on Jan. 24, 1989

Most Fouls –

37 by Mercer on Dec. 30, 2011

Single-Season Records

Fewest Points

(full season - 20+ games)

1.	1,315	1978-79 (22g)
2.	1,378	1981-82 (25)
3.	1,645	1984-85 (28)

Most Points: 2,408, 1996-97 (38)

Lowest Scoring Average

1.	52.9	2011-12 (2,062p/39g)
2.	55.1	1981-82 (1,378/25)
3.	55.8	2000-01 (2,008/36)

Highest Scoring Average: 71.8, 1991-92 (2,227/31)

Fewest Field Goals Made

1.	544	1978-79
2.	564	1981-82
3.	608	2001-02

Most Field Goals Made: 860, 1996-97

Fewest Field Goals Attempted

1.	1,315	1978-79
2.	1,407	1981-82
3.	1,610	1992-93

Most Field Goals Attempted: 2,306, 1996-97

Lowest Field Goal Percentage

1.	.336	2000-01 (748-2,228)
2.	.349	2001-02 (608-1,740)
3.	.3548	1999-00 (701-1,976)

Highest Field Goal Percentage: 446, 1983-84 (755-1,693)

Fewest 3-Point Field Goals Made

1.	55	1989-90
2.	60	1987-88
3.	66	1988-89

Most 3-Point Field Goals Made: 188, 1996-97

Fewest 3-Point Field Goals Attempted

1.	177	1989-90
2.	179	1987-88
3.	195	1988-89

Most 3-Point Field Goals Attempted: 661, 1996-97

Lowest 3-Point Field Goal Pct.

1.	.251	2000-01 (157-625)
2.	.253	2003-04 (128-506)
3.	.265	2011-12 (131-495)

Highest 3-Point Field Goal Percentage: .375,

2005-06 (181-483)

Fewest Free Throws Made

1.	227	1978-79
2.	248	1981-82
3.	309	1987-88

Most Free Throws Made: 544, 1997-98

Fewest Free Throws Attempted

1.	384	1981-82
2.	396	1978-79
3.	474	1987-88

Most Free Throws Attempted: 793, 1997-98

Lowest Free Throw Percentage

1.	.573	1978-79 (227-396)
2.	.589	1979-80 (346-578)
3.	.633	1984-85 (343-542)

Highest Free Throw Percentage: .744,

2002-03 (389-523)

Fewest Rebounds

1.	806	1981-82
2.	925	1987-88
3.	931	1984-85

Most Rebounds: 1,350, 1996-97

Lowest Rebound Average

1.	32.23	2011-12
2.	32.24	1981-82
3.	32.3	2010-11

Highest Rebound Average: 46.3, 1978-79

Fewest Assists

1.	251	1981-82
2.	300	1982-83
3.	316	1992-93

Most Assists: 612, 1978-79

Fewest Blocked Shots

1.	43	1986-87
2.	46	1988-89
3.	48	1984-85

Most Blocked Shots: 136, 2006-07

Fewest Steals

1.	205	2005-06
2.	238	2008-09
3.	247	1981-82

Most Steals: 612, 1978-79

Fewest Fouls

1.	421	1986-87
2.	427	1981-82
3.	433	1992-93

Most Fouls: 739, 2010-11

Fewest Times Fouled Out

1.	0	2000-01
2.	5	1992-93
3.	7	1986-87

Most Times Fouled Out: 22, 1998-99 & 1985-86

Most Turnovers (not kept before 1987-88)

1.	873	2011-12
2.	864	2010-11
3.	791	2009-10

Fewest Turnovers: 432, 2001-02

Career 1,000-Point Scorers

	Player, Years	G	FGM	3FGM	FTM	Avg.	Pts.
1.	Beth Morgan, 1993-97	125	822	231	447	18.6	2,322
2.	Katryna Gaither, 1993-97	128	899	0	328	16.6	2,126
3.	Ruth Riley, 1997-01	131	777	0	518	15.8	2,072
4.	Jacqueline Batteast, 2001-05	123	723	62	366	15.2	1,874
5.	Alicia Ratay, 1999-03	130	557	262	387	13.6	1,763
6.	Skylar Diggins, 2009-present	113	604	104	414	15.3	1,726
7.	Karen Robinson, 1987-91	121	633	17	307	13.1	1,590
8.	Trena Keys, 1982-86	111	690	—	209	14.3	1,589
9.	Natalie Novosel, 2008-12	144	511	83	464	10.9	1,569
10.	Charel Allen, 2004-08	129	602	64	298	12.1	1,566
11.	Ashley Barlow, 2006-10	130	497	139	359	11.5	1,492
12.	Sandy Botham, 1984-88	114	594	0	272	12.8	1,460
13.	Sheila McMillen, 1995-99	131	454	249	282	11.0	1,439
14.	Niele Ivey, 1996-01	132	477	190	286	10.8	1,430
15.	Lindsay Schrader, 2005-10	128	594	6	235	11.2	1,429
16.	Shari Matvey, 1979-83	109	616	—	141	12.6	1,373
17.	Devereaux Peters, 2007-12	129	541	0	237	10.2	1,319
18.	Margaret Nowlin, 1988-92	119	540	0	232	11.0	1,312
19.	Megan Duffy, 2002-06	127	363	161	403	10.2	1,290
20.	Mary Beth Schueth, 1981-85	105	487	—	259	11.7	1,233
21.	Letitia Bowen, 1991-95	113	456	2	305	10.8	1,219
22.	Heidi Bunek, 1985-89	83	509	0	184	14.5	1,202
23.	Krissi Davis, 1987-91	118	462	0	270	10.1	1,194
24.	Courtney LaVere, 2002-06	122	471	8	200	9.4	1,150
25.	Becca Bruszewski, 2007-11	136	462	30	194	8.4	1,148
26.	Danielle Green, 1995-00	116	409	5	283	9.5	1,106
27.	Carrie Bates, 1981-85	96	439	—	182	11.0	1,060
28.	Mollie Peirick, 1994-98	128	364	129	177	8.1	1,034
29.	Kelley Slemmon, 1997-01	127	398	0	210	7.9	1,006
30.	Melissa Lechlitner, 2006-10	131	373	71	188	7.7	1,005

Single-Game 30-Point Scorers

Player	Opponent	Date	Result	Points
1. Ruth Riley	at Providence	Jan. 30, 1999	W, 97-59	41
2. Katryna Gaither	(1) vs. Ohio	Nov. 29, 1996	W, 95-82	40
3. Ruth Riley	vs. Miami (Fla.)	Feb. 22, 2000	W, 83-68	36
Ruth Riley	vs. Providence	Jan. 10, 1999	W, 79-56	36
Beth Morgan	(2) vs. Alabama	March 22, 1997	W, 87-71	36
6. Charel Allen	(3) vs. Oklahoma	March 25, 2008	W, 79-75 (ot)	35
7. Katryna Gaither	at Providence	Jan. 14, 1996	W, 90-80	34
Beth Morgan	(4) vs. Texas A&M	Dec. 3, 1995	L, 84-88 (ot)	34
Katryna Gaither	Cleveland State	Jan. 9, 1995	W, 90-66	34
10. Michelle Marciniak	at Georgia	Dec. 8, 1991	L, 86-90 (ot)	33
11. Natalie Novosel	South Florida	Feb. 25, 2012	W, 80-68	32
Skylar Diggins	West Virginia	Feb. 12, 2012	L, 63-65	32
Megan Duffy	vs. Marquette	Jan. 10, 2006	W, 67-65 (ot)	32
Jacqueline Batteast	(5) Ohio State	Nov. 20, 2004	W, 66-62	32
Ruth Riley	vs. Vanderbilt	March 26, 2001	W, 72-64	32
Ruth Riley	(7) vs. Liberty	Dec. 5, 1999	W, 85-68	32
Alicia Ratay	(7) vs. North Carolina	Dec. 4, 1999	W, 99-86	32
Beth Morgan	Syracuse	Jan. 10, 1996	W, 91-52	32
Beth Morgan	(4) vs. Penn State	Dec. 1, 1995	L, 77-86	32
Katryna Gaither	at Northern Illinois	Feb. 23, 1995	W, 58-51	32
Heidi Bunek	Marquette	Jan. 26, 1988	W, 88-51	32
22. Skylar Diggins	(8) Vermont	March 23, 2010	W, 84-66	31
Charel Allen	St. John's	Jan. 16, 2007	W, 83-65	31
Alicia Ratay	West Virginia	Feb. 19, 2002	W, 72-63	31
Katryna Gaither	at Indiana	Nov. 24, 1995	W, 82-73	31
Katryna Gaither	at Cleveland State	Feb. 16, 1995	W, 83-79 (ot)	31
Trena Keys	at Northern Illinois	Dec. 15, 1985	W, 88-65	31
Shari Matvey	Mount St. Joseph	Jan. 26, 1980	W, 78-76	31
Shari Matvey	(9) vs. Chicago State	Jan. 11, 1980	W, 68-61	31
30. Alicia Ratay	at Providence	Feb. 16, 2003	W, 67-61	30
Beth Morgan	at Connecticut	March 4, 1997	L, 77-86	30
Margaret Nowlin	Louisville	Jan. 15, 1992	L, 53-64	30
Trena Keys	at Loyola (Ill.)	Feb. 21, 1986	W, 79-67	30
Karen Robinson	(10) vs. Northern Illinois	March 23, 1991	L, 82-84	30
Krissi Davis	at Dayton	Feb. 28, 1991	L, 76-79	30
Trena Keys	at Dayton	Feb. 5, 1985	W, 81-66	30
Trena Keys	at Rutgers	Jan. 9, 1986	L, 61-69	30
Shari Matvey	(11) at Pacific Lutheran	March 12, 1980	W, 57-48	30

- (1) Comfort Inn Downtown Classic (Atlanta, Ga.)
 (2) NCAA East Regional Semifinal (Columbia, S.C.)
 (3) NCAA Oklahoma City Region - Second Round (West Lafayette, Ind.)
 (4) Kona Women's Basketball Classic (Kona, Hawaii)
 (5) Preseason WNIT Championship Game (Notre Dame, Ind.)
 (6) NCAA Midwest Regional Final (Denver, Colo.)
 (7) Wachovia Women's Invitational Tournament (Richmond, Va.)
 (8) NCAA Kansas City Region - Second Round (Notre Dame, Ind.)
 (9) Huskie Invitational (DeKalb, Ill.)
 (10) NWT (Amarillo, Texas)
 (11) AAJW National Tournament (Tacoma, Wash.)

Current players listed in **boldface**

1,000-Point Scorers




**Bloomington, Ind.
(1993-97) – 2,322**



1 BETH MORGAN

Finished as Notre Dame's all-time leading scorer and 51st in NCAA history with 2,322 points • set or tied 28 school records during her four-year career • captained team during the 1995-96 and 1996-97 campaigns • earned Kodak/WBCA and AP honorable mention All-America honors as a junior and senior • first team all-BIG EAST selection in her final two campaigns • twice named to the BIG EAST All-Tournament Team • named to the 1997 NCAA East Regional All-Tournament Team • set a career high and NCAA East Regional record with her 36-point performance in '97 against Alabama tying a school record with her six three-pointers in the contest • helped USA team capture

the gold medal at the World University Games in August '97 • teamed with Katryna Gaither to help the USA World Championship Qualifying Team to the silver medal at World Championship Qualifying Tournament in Brazil during the summer of '97 • earned a spot on the U.S. Select Team in summer of '96 • scored in double figures in 115 of 125 games • a second-round draft pick in 1997 by the American Basketball League's Philadelphia Rage, where she played for two seasons • also saw action with the WNBA's Washington Mystics in 2000 • in first season as associate coach at Notre Dame after 11 seasons on staff (the final nine as head coach) at Virginia Commonwealth University.

Morgan's Career Statistics

Year	GP-GS	FG-FGA	Pct.	3FG-FGA	Pct.	FTM-FTA	Pct.	OR	DR	TR	Avg.	A	TO	B	S	PF	Min-Avg.	Pts	Avg.
1993-94	29-25	192-410	.468	46-124	.371	88-112	.786	33	92	125	4.3	64	106	6	31	43	913-31.5	518	17.9
1994-95	27-21	176-392	.449	53-139	.381	77-96	.802	23	87	110	4.1	43	78	6	37	46	808-29.9	482	17.9
1995-96	31-31	219-475	.461	71-178	.399	117-137	.854	27	127	154	5.0	80	97	6	64	59	1010-32.6	626	20.2
1996-97	38-38	235-575	.409	61-187	.326	165-204	.809	39	194	233	6.1	97	132	5	66	56	1227-32.3	696	18.3
Totals	125-115	822-1852	.444	231-628	.368	447-549	.814	122	500	622	5.0	284	413	23	198	204	3958-31.7	2322	18.6

**Mt. Vernon, N.Y.
(1993-97) – 2,126**

2 KATRYNA GAITHER

Notre Dame's second all-time leading scorer (2,126 points) and third all-time leading rebounder (986 rebounds) • led team in scoring with a school-record 20.4 ppg. during Notre Dame's 1997 Final Four campaign • also was the team's leading rebounder during 1996-97 as she averaged 9.7 rebounds • set or tied 22 Irish school records at time of graduation • 1997 NCAA East Regional MVP • garnered Kodak/WBCA and AP honorable mention All-America honors as a junior and senior • a two-time first-team all-BIG EAST and conference all-tournament team selection • set Irish single-season scoring record during the 1996-97 campaign with 776 points • registered career-high 40-point

performance versus Ohio University • scored in double figures in school-record 76 straight games from 1995-97 • first-ever recipient of the Philadelphia On-Line National Player-of-the-Week award • recorded 40 double-doubles during her career • along with Beth Morgan played on the '97 USA World Championship Qualifying Team and led that team to the silver medal • a third-round draft pick in 1997 by the American Basketball League's San Jose Lasers, where she played for two seasons • played in the WNBA from 2000-02 with five different teams • has enjoyed successful pro career in Europe.

Gaither's Career Statistics

Year	GP-GS	FG-FGA	Pct.	3FG-FGA	Pct.	FTM-FTA	Pct.	OR	DR	TR	Avg.	A	TO	B	S	PF	Min-Avg.	Pts	Avg.
1993-94	28-0	62-112	.554	0-0	.000	23-47	.489	38	58	96	3.4	1	25	20	15	47	281-10.0	147	5.3
1994-95	31-26	252-406	.621	0-1	.000	86-167	.515	83	156	239	7.7	35	73	46	55	82	838-27.0	590	19.0
1995-96	31-31	261-412	.633	0-0	.000	91-157	.580	87	196	283	9.1	28	77	40	61	82	893-28.8	613	19.8
1996-97	38-38	324-544	.596	0-0	.000	128-180	.711	149	219	368	9.7	35	73	35	76	97	1177-31.0	776	20.4
Totals	128-95	899-1474	.610	0-1	.000	328-551	.595	357	629	986	7.7	99	248	141	207	308	3189-24.9	2126	16.6




**Macy Ind.
(1997-01) – 2,072**

3 RUTH RILEY

Only Irish player with 2,000 points and 1,000 rebounds in her career • winner of 2001 Naismith Award, the first Notre Dame player to be honored • two-time first-team AP All-America selection (2000, 2001) • two-time first-team CoSIDA Academic All-American (2000, 2001) and 2001 CoSIDA Academic All-America Team Member of the Year • 2012 CoSIDA Academic All-America Hall of Fame inductee • ranks as the school's all-time career leader in seven categories, including rebounds (1,007), blocked shots (370 - 5th in NCAA history) and field goal percentage (.632 - 11th in NCAA history) • three-time recipient of the BIG EAST Defensive Player of the Year award (1999-2001) • a three-time first-team all-BIG EAST selection and the 2001 BIG EAST Player of the Year • holds Notre Dame single-game scoring record (41 points vs. Providence on Jan. 30, 1998) • Most Outstanding Player of 2001 NCAA Final

Four, where she hit two free throws with 5.8 seconds left to lift Irish to national championship • selected by the Miami Sol in the first round (fifth overall) of the 2001 WNBA Draft • was the No. 1 selection in 2003 WNBA Dispersal Draft, going to Detroit Shock • MVP of 2003 WNBA Finals after leading Detroit to its first title (Shock won second crown in 2006) • named WNBA All-Star for first time in 2005 • one of two women's basketball players to be named Finals MVP at both college and professional levels • traded to San Antonio Silver Stars in 2007, helping team to five consecutive playoff appearances, including berth in '08 WNBA Finals • signed as free agent with Chicago Sky in February 2012 • first vice-president of WNBA Players Association • member of 2004 U.S. Senior National Team that won gold medal at Athens Olympics • one of nine players to win NCAA and WNBA championships and earn an Olympic gold medal.

Riley's Career Statistics

Year	GP-GS	FG-FGA	Pct.	3FG-FGA	Pct.	FTM-FTA	Pct.	OR	DR	TR	Avg.	A	TO	B	S	PF	Min-Avg.	Pts	Avg.
1997-98	32-26	141-235	.600	0-0	.000	86-115	.748	91	142	233	7.3	21	64	71	27	109	64-21.1	368	11.5
1998-99	31-31	198-290	.683	0-0	.000	118-171	.690	105	155	260	8.4	40	81	101	25	106	791-25.5	514	16.6
1999-00	32-31	193-314	.615	0-0	.000	132-164	.805	88	145	233	7.3	41	88	85	17	109	790-24.7	518	16.2
2000-01	36-36	245-390	.628	0-0	.000	182-237	.768	92	189	281	7.8	70	83	113	20	87	1024-28.4	672	18.7
Totals	131-124	777-1229	.632	0-0	.000	518-687	.754	376	631	1007	7.7	172	316	370	89	411	3279-25.0	2072	15.8




**South Bend, Ind.
(2001-05) – 1,874**



4 JACQUELINE BATTEAST

Ended career in the top five on 16 of Notre Dame's career statistical charts, including scoring average (fourth), rebounding average (third), total rebounds (fourth) and blocked shots (third) • second in school history with 38 career double-doubles • 2005 Kodak/WBCA All-America Team selection and three-time Kodak/WBCA All-America Team finalist (2002, 2004, 2005) • two-time Associated Press All-America pick (third team - 2005; honorable mention - 2004) • Basketball Times Fifth-Team All-America choice (2004) • USBWA National Freshman of the Year (2002) • BIG EAST Player of the Year (2005) • four-time all-BIG EAST Conference selection, including first-team honors in 2004 and 2005 • BIG EAST Rookie of the Year (2002) • NCAA East Regional All-Tournament Team (2004)

• Preseason WNIT Most Valuable Player (2004) • started school-record 97 consecutive games to end her career • scored in double figures 101 times in 123 career games • played in 10 NCAA Tournament games, guiding Notre Dame to Sweet 16 in 2003 and 2004 • averaged 22.0 ppg. and 11.7 rpg. with a 48.3 field goal percentage and three double-doubles in 2004 NCAA Tournament • reached 1,000-point plateau in 72nd career game, making her the fourth-fastest Irish player to hit that milestone • chosen in second round of 2005 WNBA Draft by Minnesota Lynx • traded to Detroit Shock in 2006 and won WNBA title that season • later spent time on coaching staff at her prep alma mater, South Bend's Washington High School.

Batteast's Career Statistics

Year	GP-GS	FG-FGA	Pct.	3FG-FGA	Pct.	FTM-FTA	Pct.	OR	DR	TR	Avg.	A	TO	B	S	PF	Min-Avg.	Pts	Avg.
2001-02	26-22	132-327	.404	27-81	.333	67-100	.670	68	136	204	7.8	53	75	36	35	61	718-27.6	358	13.8
2002-03	32-32	179-461	.388	9-46	.196	78-116	.672	95	172	267	8.3	81	99	50	63	78	1022-31.9	445	13.9
2003-04	32-32	204-451	.452	10-29	.345	94-150	.627	91	185	276	8.6	73	90	38	48	76	1052-32.9	512	16.0
2004-05	33-33	208-505	.412	16-47	.340	127-162	.784	67	151	218	6.6	87	73	43	39	68	1109-33.6	559	16.9
Totals	123-119	723-1744	.415	62-203	.305	366-528	.693	321	644	965	7.8	294	337	167	185	283	3901-31.7	1874	15.2

**Lake Zurich, Ill.
(1999-03) – 1,763**



5 ALICIA RATAY

One of the top perimeter shooters in NCAA history • holds NCAA record for career three-point percentage (.476) and ranks ninth in NCAA annals for career free throw percentage (.872) • her .547 three-point percentage in 2000-01 remains an NCAA record for sophomores • at time of her graduation, she was the holder of six Notre Dame career records, including marks for three-point field goals made (262), games started (129) and minutes played (4,231) • started all but one game in her 130-game career, including 71 consecutive starts over her last two-plus seasons • tied with Ruth Riley and Kelley Siemon for the most

NCAA Tournament games played (14) in school history at time of her graduation • two-time AP honorable mention All-America selection (2000, 2002) • two-time all-BIG EAST choice, including first-team honors in 2002 • two-time CoSIDA Academic All-District V Second Team pick (2002, 2003) • 2003 Aeropostale/BIG EAST Women's Basketball Scholar-Athlete of the Year • earned 2001 NCAA Midwest Regional All-Tournament Team laurels • named 2000 BIG EAST Rookie of the Year, the first Irish player to win the award • six-time BIG EAST Rookie of the Week pick in 2000.

Ratay's Career Statistics

Year	GP-GS	FG-FGA	Pct.	3FG-FGA	Pct.	FTM-FTA	Pct.	OR	DR	TR	Avg.	A	TO	B	S	PF	Min-Avg.	Pts	Avg.
1999-00	32-32	145-294	.493	73-152	.480	84-101	.832	30	129	159	5.0	75	75	7	49	46	999-31.1	447	14.0
2000-01	36-35	160-318	.503	81-148	.547	65-73	.890	29	156	185	5.1	79	68	14	48	47	1147-31.9	466	12.9
2001-02	30-30	146-328	.445	58-142	.408	112-127	.882	46	119	165	5.5	44	54	6	34	34	1015-33.8	462	15.4
2002-03	32-32	106-266	.398	50-108	.463	126-143	.881	30	126	156	4.9	41	46	9	30	26	1070-33.4	388	12.1
Totals	130-129	557-1206	.462	262-550	.476	387-444	.872	135	530	665	5.1	239	243	36	161	153	4231-32.6	1763	13.6

**South Bend, Ind.
(2009-p) – 1,726**

6 SKYLAR DIGGINS



Had more points at end of sophomore season than any player in school history • joined Beth Morgan as only Notre Dame players to top 1,000 points during sophomore year • has scored in double figures 88 times in 113 games • has 33 games of 20-or-more points in her career • member of 2011 and 2012 NCAA Final Four All-Tournament Team and 2011 and 2012 NCAA Dayton Regional Most Outstanding Player • 2012 Nancy Lieberman Award winner (nation's top point guard) • helped lead Notre Dame to 2011 and 2012 NCAA national championship games • 2011 and 2012 State Farm Coaches' All-American and two-time AP All-American (first team in 2012, third team in 2011) • 2012 BIG EAST Player

of the Year • three-time all-BIG EAST selection (2010-12) • had first career triple-double (third in school history, first in 22 years) with 22 points/10 rebounds/11 assists in 2012 NCAA Raleigh Regional final win over Maryland (only second player with triple-double in regional final, first since 1983) • 12 assists in 2011 NCAA Dayton Regional semifinal vs. Oklahoma (most by ND player in NCAA Championship history) • five-time USA Basketball gold medalist, most recently with 2012 USA 3x3 World Championship Team • enrolled in Mendoza College of Business, pursuing her bachelor's degree in management-entrepreneurship • spent summer 2012 as intern at ESPNW in Bristol, Conn.

Diggins' Career Statistics

Year	GP-GS	FG-FGA	Pct.	3FG-FGA	Pct.	FTM-FTA	Pct.	OR	DR	TR	Avg.	A	TO	B	S	PF	Min-Avg.	Pts	Avg.
2009-10	35-30	169-385	.439	35-100	.350	111-142	.782	48	95	143	4.1	112	97	23	90	80	1028-29.4	494	13.8
2010-11	39-38	202-468	.432	36-108	.333	145-198	.732	42	114	156	4.0	186	155	17	75	72	1226-31.4	585	15.0
2011-12	39-39	233-466	.500	33-93	.355	158-201	.786	45	82	127	3.3	222	103	19	102	64	1201-30.8	657	16.8
Totals	113-107	604-1319	.458	104-301	.346	414-541	.765	135	291	426	3.8	520	355	59	267	216	3455-30.6	1726	15.3

1,000-Point Scorers

Turnersville, N.J.
(1987-91) – 1,590


7 KAREN ROBINSON

First on the all-time Notre Dame scoring list at the time of her graduation, a perch she held until 1996 • led team in scoring during her final three campaigns with the Irish • Notre Dame's first-ever Kodak/WBCA all-district selection • twice selected as the Midwestern Collegiate Conference Player of the Year (1990 and 1991) • three-time first team all-MCC and was an MCC all-tournament team selection as a sophomore, junior and senior • named to the all-

tournament team at the 1991 National Women's Invitation Tournament (NWIT) • was a member of the first Notre Dame women's basketball team (1990-91) to earn a Top 25 ranking in the Associated Press poll • became Notre Dame's all-time leading scorer when she scored 30 points in her final collegiate outing • participated in the '87 U.S. Olympic Sports Festival • played professional basketball in Switzerland • now living in her home state of New Jersey.

Robinson's Career Statistics

Year	GP-GS	FG-FGA	Pct.	3FG-FGA	Pct.	FTM-FTA	Pct.	OR	DR	TR	Avg.	A	TO	B	S	PF	Min-Avg.	Pts	Avg.
1987-88	28-27	79-160	.494	0-2	.000	57-73	.781	7	32	39	1.4	99	96	1	36	44	675-24.1	215	7.7
1988-89	32-31	158-313	.505	2-10	.200	82-102	.804	20	56	76	2.4	184	184	3	63	60	1017-31.8	400	12.5
1989-90	29-27	168-356	.472	0-2	.000	101-128	.789	17	50	67	2.3	137	111	2	62	51	847-29.2	437	15.1
1990-91	32-31	228-475	.480	15-40	.375	67-82	.817	15	65	80	2.5	159	120	1	67	65	1016-31.8	538	16.8
Totals	121-116	633-1304	.485	17-54	.315	307-385	.797	59	203	262	2.2	579	511	7	228	220	3555-29.4	1590	13.1

Marion, Ind.
(1982-86) – 1,589

8 TRENA KEYS

Ended her career as Notre Dame's all-time leading scorer • held the top spot on Irish scoring list until 1991 • two-time North Star Conference Player of the Year (1985 and 1986) • first Notre Dame player to earn league player of the year honors • fourth Notre Dame player to score more than 1,000 points during her career, reaching that plateau

in her junior season • became a full-time starter in the lineup midway through her sophomore season and started 78 straight games • team leader in blocks each of the four seasons she was with the Irish • led team in scoring as a junior and senior • inducted into Indiana Basketball Hall of Fame in 2009.

Keys' Career Statistics

Year	GP-GS	FG-FGA	Pct.	3FG-FGA	Pct.	FTM-FTA	Pct.	OR	DR	TR	Avg.	A	TO	B	S	PF	Min-Avg.	Pts	Avg.
1982-83	25-2	117-243	.481	—	—	28-36	.778	—	—	89	3.6	24	—	25	25	48	509-20.4	262	10.5
1983-84	28-20	111-269	.413	—	—	35-51	.686	—	—	88	3.1	41	—	26	29	57	586-20.9	257	9.2
1984-85	28-28	212-410	.517	—	—	59-84	.702	—	—	157	5.6	67	—	43	37	63	861-30.8	483	17.3
1985-86	30-30	250-483	.518	—	—	87-122	.713	—	—	178	5.9	76	—	30	46	67	933-31.1	587	19.6
Totals	111-80	690-1405	.491	—	—	209-293	.713	—	—	512	4.6	208	—	124	137	235	2889-26.0	1589	14.3




Lexington, Ky.
(2008-12) – 1,569



9 NATALIE NOVOSEL

Fashioned a remarkable career turnaround with exceptional final two seasons, helping lead Notre Dame to consecutive appearances in NCAA national championship game (2011 and 2012) • two-time State Farm Coaches All-America Team finalist and first-team All-BIG EAST selection (both 2011 and 2012) • 2012 AP Honorable Mention All-American • 2011 BIG EAST Most Improved Player • two-time NCAA Championship All-Regional Team selection (2011 - Dayton; 2012 - Raleigh) • pieced together second-longest streak of consecutive double-figure scoring games in school history (27 from 2011-12) • started final 78 games of her career,

tying for fourth-longest streak in program annals • carved niche in Notre Dame lore for ability to get to foul line (among all-time leaders in free throws, including NCAA Championship record 18-of-20 in 2012 second round win over Cal) • also renowned for cool demeanor under pressure, factoring into tying/winning baskets in five different games during final two seasons, including game-tying offensive rebound/putback with 4.6 seconds left in regulation of 2012 Final Four game vs. Connecticut (won in OT) • drafted in first round (eighth overall) of 2012 WNBA Draft by Washington Mystics, for whom she now plays.

Novosel's Career Statistics

Year	GP-GS	FG-FGA	Pct.	3FG-FGA	Pct.	FTM-FTA	Pct.	OR	DR	TR	Avg.	A	TO	B	S	PF	Min-Avg.	Pts	Avg.
2008-09	31-0	74-150	.493	1-10	.100	65-90	.722	44	45	89	2.9	47	60	3	45	57	638-20.6	214	6.9
2009-10	35-4	59-138	.428	7-20	.350	51-67	.761	26	51	77	2.2	61	60	7	47	48	527-15.1	176	5.0
2010-11	38-39	187-414	.452	31-75	.413	183-232	.789	47	110	157	4.0	75	102	11	75	64	1102-28.3	588	15.1
2011-12	38-39	191-455	.420	44-107	.411	165-199	.829	51	108	159	4.1	77	92	14	48	60	1051-26.9	591	15.2
Totals	144-82	511-1157	.442	83-212	.392	464-588	.789	168	314	482	3.3	260	314	35	215	229	3318-23.0	1569	10.9

Monessen, Pa.
(2004-08) – 1,566

10 CHAREL ALLEN

State Farm/WBCA honorable mention All-America selection in 2007 and 2008 • first-team all-BIG EAST Conference pick in 2007 and 2008 • first player in school history to amass 1,000 points, 500 rebounds, 200 assists and 200 steals in her career • ranks among the top 10 in eight career statistical categories • started final 66 games of her career, logging back-to-back 500-point seasons • became first Notre Dame player since 1997 (Katryna Gaither) to score at least 25 points in three consecutive games (2006-07 season) • posted (at the time) the ninth-highest single-season point total in school history (545 points in 2006-07)

• ranks ninth on Irish career free throw percentage list (.799) • made BIG EAST All-Freshman Team in 2005 • named to 2008 Preseason WNIT All-Tournament Team • helped Irish advance to NCAA Sweet 16 as a senior in 2007-08, scoring career-high 35 points in second-round overtime win over Oklahoma; 35 points were sixth-most in school history and second-most in program's postseason record book • selected in third round of 2008 WNBA Draft by Sacramento Monarchs, helping team advance to '08 WNBA playoffs • has also played professionally in Europe.

Allen's Career Statistics

Year	GP-GS	FG-FGA	Pct.	3FG-FGA	Pct.	FTM-FTA	Pct.	OR	DR	TR	Avg.	A	TO	B	S	PF	Min-Avg.	Pts	Avg.
2004-05	33-0	87-199	.437	7-16	.438	72-95	.847	48	89	137	4.2	47	60	11	39	63	794-24.1	253	7.7
2005-06	30-1	104-295	.365	15-57	.263	32-53	.604	39	91	130	4.3	39	41	16	41	45	737-24.6	255	8.5
2006-07	32-32	213-491	.434	26-85	.306	93-111	.838	63	134	197	6.2	69	77	18	63	67	1082-33.8	545	17.0
2007-08	34-34	198-447	.443	16-42	.381	101-124	.815	63	129	192	5.6	84	68	26	63	53	1026-30.2	513	15.1
Totals	129-67	602-1422	.423	64-200	.320	298-373	.799	213	443	656	5.1	239	246	71	206	228	3639-28.2	1566	12.1




Indianapolis, Ind.
(2006-10) – 1,492



11 ASHLEY BARLOW

Three-time All-BIG EAST Conference selection, copping honorable mention status in 2008 before elevating to second-team honors in 2009 and 2010 • earned WBCA/State Farm Coaches' All-Region I honors in 2010 • two-year team captain (2008-09 and 2009-10) • first Notre Dame basketball player (male or female) ever to amass 1,000 points, 500 rebounds, 250 assists and 250 steals in her career under the Golden Dome • one of only three Notre Dame women's players to register at least 60 steals in four consecutive seasons (along with Coquese Washington and

Niele Ivey) • graduated with a place in the top 10 on no fewer than 12 of Notre Dame's career statistical charts • competed in the State Farm College 3-Point Championship in her hometown of Indianapolis in April 2010, finishing second to post the best-ever finish by a Notre Dame women's player (and tie the best showing by an Irish player of either gender following a runner-up finish by future NBA player Chris Quinn in 2006, also in Indianapolis) • played professionally in Israel • currently an assistant coach at IU/PUI in Indianapolis.

Barlow's Career Statistics

Year	GP-GS	FG-FGA	Pct.	3FG-FGA	Pct.	FTM-FTA	Pct.	OR	DR	TR	Avg.	A	TO	B	S	PF	Min-Avg.	Pts	Avg.
2006-07	32-3	110-254	.433	19-58	.328	90-109	.826	79	94	173	5.4	61	70	3	63	80	810-25.3	329	10.3
2007-08	34-32	136-290	.469	27-89	.303	111-138	.804	64	95	159	4.7	64	60	2	68	86	898-26.4	410	12.1
2008-09	29-28	127-317	.401	40-110	.364	74-95	.779	50	90	140	4.8	80	75	3	70	51	955-32.9	368	12.7
2009-10	35-35	124-292	.425	53-146	.363	84-102	.824	71	103	174	5.0	85	62	6	80	58	1001-28.6	385	11.0
Totals	130-98	497-1153	.431	139-403	.345	359-444	.809	264	382	646	5.0	290	267	14	281	275	3664-28.2	1492	11.5

Madison, Wis.
(1984-88) – 1,460

12 SANDY BOTHAM

Earned North Star all-conference honors four straight years • named to the all-NSC first team as a sophomore, junior and senior and was a second-team honoree as a freshman • was member of Muffet McGraw's first team at Notre Dame • as a sophomore during the 1985-86 campaign, finished sixth in the nation in field-goal percentage as she hit on 63.9 percent of her field goal attempts, a mark that stands second in the Irish record books • four-year monogram winner whose career .588 field goal percentage places her fourth all-time • started 101 of the 114 games she played in at Notre Dame • served as an assistant coach

at Notre Dame for four years under McGraw and was also a graduate assistant for two seasons following her graduation in 1988 • recently completed successful 16-year tenure as head coach at Wisconsin-Milwaukee, departing as Horizon League's all-time winningest coach (245) and leading the Panthers to the first two NCAA tournament berths in school history (2001 and 2008) • now works in UWIM Alumni Relations Office • member of Wisconsin Basketball Coaches Association and Madison Athletics Halls of Fame (inducted into both for her playing exploits, the latter also honoring her coaching achievements).

Botham's Career Statistics

Year	GP-GS	FG-FGA	Pct.	3FG-FGA	Pct.	FTM-FTA	Pct.	OR	DR	TR	Avg.	A	TO	B	S	PF	Min-Avg.	Pts	Avg.
1984-85	28-21	108-204	.529	—	—	46-66	.697	—	—	142	5.1	11	—	3	21	82	560-20.0	262	9.4
1985-86	31-27	172-269	.639	—	—	79-105	.752	—	—	223	7.2	25	—	15	18	99	744-24.0	423	13.7
1986-87	27-25	138-246	.561	—	—	51-72	.708	59	132	191	7.1	25	—	13	16	94	722-26.7	327	12.1
1987-88	28-28	176-291	.605	0-0	.000	96-126	.762	85	133	218	7.8	27	107	9	20	91	749-26.8	448	16.0
Totals	114-101	594-1010	.588	0-0	.000	272-369	.737	—	—	774	6.8	88	—	40	75	366	2775-24.3	1460	12.8

1,000-Point Scorers



ND

Rochester, Ind.
(1995-99) – 1,439


13 SHEILA McMILLEN

Finished her four-year career as Notre Dame's career three-point scoring leader, a distinction she held until 2003 • holder of six Irish school records at the conclusion of her career • her 98 three-point field goals and 247 attempts in 1998-99 set new Notre Dame single-season marks • among longest-tenured players in school history (131 games) • was the first Notre Dame women's player to appear in four consecutive NCAA tournaments • earned second-team all-BIG EAST honors as a senior and was

named to the 1999 BIG EAST Championship All-Tournament Team after guiding the Irish to their third championship game berth in four years • one of only three Irish women's basketball players ever to receive Notre Dame's Francis Patrick O'Connor Award (the others are former Irish point guards Coquese Washington and Megan Duffy) • named to the 1999 Successful Farming All-America Team • now makes her home in Indianapolis.

McMillen's Career Statistics

Year	GP-GS	FG-FGA	Pct.	3FG-FGA	Pct.	FTM-FTA	Pct.	OR	DR	TR	Avg.	A	TO	B	S	PF	Min-Avg.	Pts	Avg.
1995-96	31-3	81-174	.466	41-89	.461	33-47	.702	25	60	85	2.7	33	74	2	29	53	769-24.8	236	7.6
1996-97	38-5	99-253	.391	42-142	.296	64-80	.800	23	78	101	2.7	47	64	2	33	67	950-25.0	304	8.0
1997-98	31-30	129-330	.391	68-172	.395	97-121	.802	24	61	85	2.7	45	65	4	33	53	903-29.1	423	13.7
1998-99	31-31	145-352	.412	98-247	.397	88-101	.871	27	107	134	4.3	68	76	13	34	64	1048-33.8	476	15.4
Totals	131-69	454-1109	.409	249-650	.383	282-349	.808	99	306	405	3.1	193	279	21	129	237	3670-28.0	1439	11.0



ND

St. Louis, Mo.
(1996-01) – 1,430

14 NIELE IVEY

Finished as Notre Dame's career leader in steals (348) and games played (132) and ranked second in assists (727) • appeared on 16 of school's career Top 10 lists • earned third-team Associated Press All-America honors in 2001, the first Irish point guard to be so recognized • recipient of the 2001 Frances Pomeroy Naismith Award, given to the nation's most outstanding female senior player standing 5-8 or under • finalist for the 2001 Nancy Lieberman Award, given to the nation's top point guard • member of 2001 NCAA Final Four All-Tournament Team • three-time all-BIG EAST Conference selection, including first-team laurels in

2001 • first-team defensive All-America choice by Women's Basketball Journal • one of only two players in school history to record 200 assists in a season (school-record 247 in 2000-01) • earned fifth year of eligibility after suffering torn ACL in her right knee five games into her freshman season • selected by the WNBA's Indiana Fever in the second round of the 2001 draft, playing four years for the Fever • spent 2005 season with Detroit Shock and Phoenix Mercury • in her sixth season as an assistant coach at Notre Dame after two seasons on staff at Xavier University.

Ivey's Career Statistics

Year	GP-GS	FG-FGA	Pct.	3FG-FGA	Pct.	FTM-FTA	Pct.	OR	DR	TR	Avg.	A	TO	B	S	PF	Min-Avg.	Pts	Avg.
1996-97	5-0	6-16	.375	0-1	.000	3-4	.750	3	9	12	2.4	15	13	1	8	7	86-17.2	15	3.0
1997-98	31-19	83-185	.449	25-67	.373	63-80	.788	44	62	106	3.4	90	97	6	77	55	809-26.1	254	8.2
1998-99	28-28	121-241	.502	47-105	.448	80-92	.870	40	66	106	3.8	181	85	1	74	56	880-31.4	369	13.2
1999-00	32-31	118-272	.434	61-167	.365	61-81	.753	35	76	111	3.5	194	101	3	95	53	1028-32.1	358	11.2
2000-01	36-36	149-322	.463	57-129	.442	79-111	.712	33	114	147	4.1	247	109	8	94	74	1151-32.0	434	12.1
Totals	132-114	477-1036	.460	190-469	.405	286-368	.777	155	327	482	3.7	727	405	19	348	245	3954-30.0	1430	10.8



ND

Bartlett, Ill.
(2005-10) – 1,429

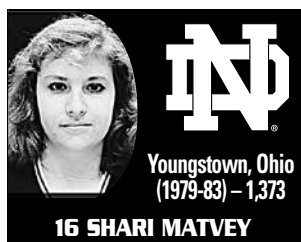
15 LINDSAY SCHRADER

Three-time all-BIG EAST selection, earning honorable mention laurels in 2008 and rising to first-team status in 2009 and 2010 • named AP and WBCA/State Farm Coaches' honorable mention All-American in 2010 • one of only four players in program history with 1,400 points and 800 rebounds (along with Katryna Gaither, Ruth Riley and Jacqueline Batteast) • two-year team captain (2008-09 and 2009-10) • returned for fifth year of eligibility in 2009-10 after missing entire 2006-07 season with knee injury suffered on fourth day of practice • holds school records for

double-doubles by a guard in career (17) and single season (7 in 2008-09) • finished her career ranked among the top 10 on nine of Notre Dame's career statistical lists, including a tie for second with 124 career starts (trailing only Alicia Ratay's 128 starts) • became second Notre Dame player (after Shari Matvey) to register a double-double in her college debut, notching 10 points and 14 rebounds in November 2005 win over Michigan • in first season as assistant coach at Loyola University in Chicago, after serving one year as an assistant at Longwood University in Farmville, Va.

Schrader's Career Statistics

Year	GP-GS	FG-FGA	Pct.	3FG-FGA	Pct.	FTM-FTA	Pct.	OR	DR	TR	Avg.	A	TO	B	S	PF	Min-Avg.	Pts	Avg.
2005-06	30-27	127-287	.443	4-7	.571	58-111	.523	36	126	162	5.4	52	57	11	33	55	858-28.6	316	10.5
2007-08	34-33	148-322	.460	1-2	.500	52-80	.650	71	139	210	6.2	73	63	4	54	44	955-28.1	349	10.3
2008-09	31-31	165-356	.463	1-3	.333	61-91	.670	63	165	228	7.4	67	72	14	43	45	958-30.9	392	12.6
2009-10	33-33	154-285	.540	0-1	.000	64-111	.577	73	155	228	6.9	53	59	6	23	39	849-25.7	372	11.3
Totals	128-124	594-1250	.475	6-13	.462	235-393	.598	243	585	828	6.5	245	251	35	153	183	3620-28.3	1429	11.2

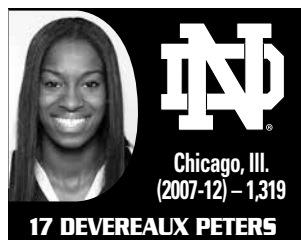


First Notre Dame player to score more than 1,000 points during her career • averaged double figures in both her freshman and sophomore campaigns • enjoyed a career-best 17.6 scoring average as she set an Irish single-season freshman mark for points in a season (529) — a record which still stands • averaged 14.8 points in her sophomore season •

led team in rebounding as a freshman and sophomore • only player to average double figures in rebounding (10.2) in a single season • formerly held Notre Dame single-season blocks record (94) as she averaged 3.1 blocks per game in her rookie season • earned second-team CoSIDA Academic All-America honors in 1981 • currently a doctor.

Matvey's Career Statistics

Year	GP-GS	FG-FGA	Pct.	3FG-FGA	Pct.	FTM-FTA	Pct.	OR	DR	TR	Avg.	A	TO	B	S	PF	Min-Avg.	Pts	Avg.
1979-80	30-20	237-407	.582	—	—	55-93	.591	—	—	305	10.2	34	—	94	42	85	837-27.9	529	17.6
1980-81	28-24	194-379	.485	—	—	46-68	.676	—	—	213	7.6	13	—	23	13	50	690-24.6	414	14.8
1981-82	25-20	109-203	.537	—	—	14-24	.583	—	—	119	4.8	14	—	9	21	45	475-19.0	232	9.3
1982-83	26-23	86-167	.515	—	—	26-35	.743	—	—	105	4.0	11	—	7	18	57	422-16.2	198	7.6
Totals	109-87	616-1156	.533	—	—	141-220	.641	—	—	742	6.8	72	—	133	94	237	2424-22.2	1373	12.6



Battled back from two knee injuries to become one of most versatile and dominant posts in school history • only Notre Dame player ever to amass 1,000 points, 500 rebounds, 200 blocks and 200 steals in her career • two-time State Farm Coaches All-America Team finalist (honorable mention) and first-team all-BIG EAST selection (both 2011 and 2012) • two-time BIG EAST Defensive Player of the Year (2011 and 2012) • tied 35-year-old school record in 2011-12 season with seven 15-rebound games • matched school record with four games of at least 15 points/15 rebounds in 2011-12 • missed final month of 2007-08 season with torn ACL,

then suffered same injury in third game of 2008-09 season (earning medical redshirt status for the latter campaign) • in four official seasons, led Notre Dame to four NCAA Sweet 16s, including NCAA national championship games in 2011 and 2012 • Irish won 142 games during her five seasons, most in program history for five-year span • started final 78 games of her career, tying for fourth-most in school history • ranks second in career blocks, ninth in career double-doubles (23) at ND • first Irish player ever chosen with WNBA Draft lottery (top-three) pick, going third overall in 2012 to defending world champion Minnesota Lynx.

Peters' Career Statistics

Year	GP-GS	FG-FGA	Pct.	3FG-FGA	Pct.	FTM-FTA	Pct.	OR	DR	TR	Avg.	A	TO	B	S	PF	Min-Avg.	Pts	Avg.
2007-08	23-2	82-157	.522	0-0	.000	42-56	.750	57	72	129	5.6	23	40	45	39	78	468-20.3	206	9.0
2008-09	3-1	11-16	.688	0-0	.000	0-3	.000	3	10	13	4.3	5	4	6	5	6	61-20.3	22	7.3
2009-10	25-0	67-139	.482	0-1	.000	33-60	.550	48	91	139	5.6	27	30	30	34	69	455-18.2	167	6.7
2010-11	39-39	195-329	.593	0-0	.000	75-103	.728	128	165	293	7.5	63	71	68	66	96	953-24.4	465	11.9
2011-12	39-39	186-342	.544	0-0	.000	87-130	.669	144	219	363	9.3	83	88	78	78	102	945-24.2	459	11.8
Totals	129-81	541-983	.550	0-1	.000	237-352	.673	380	557	937	7.3	201	233	227	222	351	2882-22.3	1319	10.2




Catalyst behind Notre Dame's first-ever NCAA tournament appearance in 1992 • selected as MVP of the '92 Midwestern Collegiate Conference Tournament as she scored 16 points and grabbed 12 rebounds in Notre Dame's upset victory over Xavier in the championship game • led team in scoring (16.5) and rebounding (8.7) in her final campaign with the Irish • also led team in rebounding (7.5) during her junior season (1990-91) • three-year starter who

averaged in double figures in each of her last three seasons • first-team all-MCC selection in 1992 • was twice named to the MCC all-tournament team (1990 and 1992) • played professionally in France after graduation • was an assistant coach at Notre Dame during the 1995-96 campaign • currently lives in Iowa City, Iowa, with her husband, Fran McCaffery, who is the head men's basketball coach at the University of Iowa.

Nowlin's Career Statistics

Year	GP-GS	FG-FGA	Pct.	3FG-FGA	Pct.	FTM-FTA	Pct.	OR	DR	TR	Avg.	A	TO	B	S	PF	Min-Avg.	Pts	Avg.
1988-89	27-9	48-98	.490	0-0	.000	14-27	.519	38	61	99	3.7	23	47	9	10	63	441-16.3	110	4.1
1989-90	29-28	137-271	.506	0-0	.000	64-85	.753	68	149	217	7.5	22	50	21	23	102	767-26.5	338	11.7
1990-91	32-32	143-278	.514	0-0	.000	65-92	.707	59	181	240	7.5	46	87	33	35	106	872-27.3	351	11.0
1991-92	31-31	212-381	.556	0-0	.000	89-123	.724	81	189	270	8.7	50	87	19	25	86	961-31.0	513	16.6
Totals	119-100	540-1028	.525	0-0	.000	232-327	.709	246	580	826	6.9	141	271	82	93	357	3041-25.6	1312	11.0

1,000-Point Scorers



Dayton, Ohio
(2002-06) – 1,290

19 MEGAN DUFFY

Ranked among the top 10 on 12 career statistical charts at Notre Dame upon her graduation • two-time AP honorable mention All-American and two-time WBCA honorable mention All-American in 2005 and 2006 • winner of 2006 Frances Pomeroy Naismith Award • finalist for 2006 Nancy Lieberman Award • CoSIDA First-Team Academic All-American (2006) • three-time all-BIG EAST Conference pick, including twice on first team (unanimous in 2006) • 2006 Aeropostale/BIG EAST Women's Basketball Scholar-Athlete of the Year • one of only four players in school history to amass 1,000 points, 500 assists and 200 steals in her career (others are Karen Robinson, Niele Ivey and Skylar

Diggins) • 15th in NCAA history with .859 career free throw percentage, and among top 10 in nation in foul shooting her final two seasons • posted school-record .895 free throw percentage in 2004-05 • earned gold medal with 2005 U.S. World University Games Team • selected in third round of 2006 WNBA Draft by Minnesota Lynx (spent two seasons) • signed as free agent with WNBA's New York Liberty in 2008, helping team to Eastern Conference finals • in first season as associate head coach at George Washington University in Washington, D.C., after three seasons as an assistant coach at St. John's University in Queens, N.Y.

Duffy's Career Statistics

Year	GP-GS	FG-FGA	Pct.	3FG-FGA	Pct.	FTM-FTA	Pct.	OR	DR	TR	Avg.	A	TO	B	S	PF	Min-Avg.	Pts	Avg.
2002-03	32-5	22-91	.242	7-35	.200	45-59	.763	9	51	60	1.9	73	78	1	26	59	740-23.4	96	3.0
2003-04	32-31	93-231	.403	46-114	.404	86-105	.819	11	82	93	2.9	125	92	1	45	56	1066-33.3	318	9.9
2004-05	33-33	110-252	.437	50-125	.400	137-153	.895	7	94	101	3.1	178	103	2	90	50	1222-37.0	407	12.3
2005-06	30-30	138-246	.399	58-167	.347	135-152	.888	15	101	116	3.9	124	72	2	59	52	1152-38.4	469	15.6
Totals	127-99	363-920	.395	161-441	.365	403-469	.859	42	328	370	2.9	500	345	6	220	217	4188-33.0	1290	10.2



Indianapolis, Ind
(1981-85) – 1,233

20 MARY BETH SCHUETH

Consistent producer who is one of just seven players in the program's history to average in double figures in scoring in all four seasons (along with Jacqueline Batteast, Ashley Barlow, Beth Morgan, Alicia Ratay, Ruth Riley and Lindsay Schrader) • finished her career as the school's all-time leading scorer • averaged career bests of 13.0 points and 9.1 rebounds in her freshman season • started all but 10

games during her career (made 95 starts in the 105 games she played) • two-time all-North Star Conference selection, earning second team honors as a junior and first team laurels as a senior • third player in the program's history to earn CoSIDA Academic All-America honors, garnering second-team recognition in 1983 • currently a doctor in Indianapolis • inducted into Indiana Basketball Hall of Fame in 2008.

Schueth's Career Statistics

Year	GP-GS	FG-FGA	Pct.	3FG-FGA	Pct.	FTM-FTA	Pct.	OR	DR	TR	Avg.	A	TO	B	S	PF	Min-Avg.	Pts	Avg.
1981-82	25-24	137-265	.517	—	—	52-105	.495	—	—	227	9.1	37	—	20	52	64	785-31.4	326	13.0
1982-83	27-27	128-267	.479	—	—	61-101	.604	—	—	241	8.9	39	—	20	42	71	824-30.5	317	11.7
1983-84	27-25	114-222	.514	—	—	69-108	.639	—	—	186	6.9	17	—	18	26	55	652-24.2	297	11.0
1984-85	26-19	108-214	.505	—	—	77-107	.720	—	—	199	7.7	14	—	10	39	62	663-25.5	293	11.3
Totals	105-95	487-968	.503	—	—	259-421	.615	—	—	853	8.1	107	—	68	159	252	2924-27.9	1233	11.7



Buchanan, Mich.
(1991-95) – 1,219

21 LETITIA BOWEN

Ranks second on Notre Dame's all-time list for rebounds (999) and holds record rebounding average (8.8) • one of just five players in the program's history to score more than 1,000 points and grab more than 900 rebounds during her four-year career (others are Jacqueline Batteast, Katryna Gaither, Ruth Riley and Devereaux Peters) • only senior on 1994-95 squad that finished third at the National Women's Invitation Tournament (NWIT) • averaged double figures in scoring each of her last three seasons at Notre Dame • was team's leading rebounder during her sophomore,

junior and senior campaigns with a career-high rebounding average of 9.8 rpg. (second-best in school history) during the 1992-93 campaign • member of Notre Dame's first-ever NCAA tournament team (1992) • served as Irish captain in her senior season (1994-95) • first-team all-Midwestern Collegiate Conference selection as a junior and second-team honoree as a sophomore • played professionally in Italy • currently lives in Seattle with her husband, Kevin McGuff, who is the head women's basketball coach at the University of Washington.

Bowen's Career Statistics

Year	GP-GS	FG-FGA	Pct.	3FG-FGA	Pct.	FTM-FTA	Pct.	OR	DR	TR	Avg.	A	TO	B	S	PF	Min-Avg.	Pts	Avg.
1991-92	28-20	89-172	.517	0-1	.000	45-58	.776	66	152	218	7.8	29	69	13	26	91	640-22.9	223	8.0
1992-93	25-23	125-253	.494	0-2	.000	87-106	.821	78	168	246	9.8	29	87	15	39	83	676-27.0	337	13.5
1993-94	29-28	121-235	.410	0-1	.000	65-98	.663	103	173	276	9.5	69	104	22	69	103	769-26.5	307	10.6
1994-95	31-31	121-281	.431	2-6	.333	108-134	.806	110	149	259	8.4	91	92	26	65	101	895-28.9	352	11.4
Totals	113-102	456-1001	.456	2-10	.200	305-396	.770	357	642	999	8.8	218	352	76	199	378	2981-26.4	1219	10.8



ND

Milwaukee, Wis.
(1985-89) – 1,202


22 HEIDI BUNEK

All-America candidate heading into her senior season (1988-89) before suffering a career-ending knee injury in the sixth game of the year • she led the team in scoring and rebounding during the 1986-87 and 1987-88 campaigns • first player in Notre Dame history to score more than 1,000 points by her junior season • two-time second-team all-North Star Conference selection (1987 and 1988) • averaged career bests of 17.9 points and 8.8 rebounds per game while shooting .609 from the floor (18th in the nation) during her junior year • grabbed a career-high 20 rebounds

(fourth best all-time and most by an Irish player in the last 27 seasons) at DePaul on Jan. 20, 1988 • finished with a career scoring average of 14.5 ppg, which ranked her first all-time following her career • her .604 all-time field goal percentage is third-best in school history and her 7.8 career rebounding average is fourth all-time • played in the U.S. Olympic Sports Festivals during the summers of 1995 and 1996 • inducted into the Wisconsin Basketball Coaches Association Hall of Fame in 2010.

Bunek's Career Statistics

Year	GP-GS	FG-FGA	Pct.	3FG-FGA	Pct.	FTM-FTA	Pct.	OR	DR	TR	Avg.	A	TO	B	S	PF	Min-Avg.	Pts	Avg.
1985-86	22-7	96-161	.596	—	—	23-38	.605	—	—	138	6.3	15	—	18	9	56	459-20.9	215	9.8
1986-87	27-25	161-267	.603	—	—	66-91	.725	70	145	215	8.0	19	—	31	24	79	808-29.9	388	14.4
1987-88	28-28	212-348	.609	0-0	.000	78-125	.624	70	176	246	8.8	19	112	39	43	70	827-29.5	502	17.9
1988-89	6-6	40-67	.597	0-0	.000	17-27	.630	12	33	45	7.5	7	21	5	7	19	181-30.2	97	16.2
Totals	83-66	509-943	.604	0-0	.000	184-281	.655	—	—	644	7.8	60	—	93	83	224	2275-27.4	1202	14.5



ND

Noblesville, Ind.
(1987-91) – 1,194

23 KRIISSI DAVIS

Averaged double figures in scoring in each of her last three seasons • team's leading rebounder in her sophomore and junior campaigns • netted a career-best scoring average of 13.7 points in her senior season and personal best rebounding average as a junior (8.0 rpg.) • after not starting at all as a freshman, she started every game in her final three campaigns • earned starts in final 92 games of her career, the third-longest streak in school history (Jacqueline Batteast - 97; Katryna Gaither - 95) • was a first-team

all-Midwestern Collegiate Conference honoree in her senior season after being named to the all-MCC second team as a junior • twice selected MVP of the MCC Tournament (1989 and 1991) in addition to being named to the all-tournament team on both occasions • recipient of the University's most prestigious athletics honor — the Byron V. Kanaley Award, which is presented annually to a senior student-athlete who is most exemplary as a student and leader.

Davis' Career Statistics

Year	GP-GS	FG-FGA	Pct.	3FG-FGA	Pct.	FTM-FTA	Pct.	OR	DR	TR	Avg.	A	TO	B	S	PF	Min-Avg.	Pts	Avg.
1987-88	26-0	39-67	.582	0-0	.000	13-23	.565	30	65	95	3.7	21	20	1	12	15	361-13.9	91	3.5
1988-89	32-32	120-208	.577	0-0	.000	94-124	.758	67	141	208	6.5	54	45	4	81	71	1022-31.9	334	10.4
1989-90	29-29	145-250	.580	0-0	.000	56-82	.683	70	163	233	8.0	59	44	9	57	61	938-32.3	346	11.9
1990-91	31-31	158-273	.579	0-0	.000	107-126	.849	67	127	194	6.3	61	53	18	76	69	889-28.7	423	13.7
Totals	118-92	462-798	.579	0-0	.000	270-355	.761	234	496	730	6.2	195	162	32	226	216	3209-27.2	1194	10.1



ND

Ventura, Calif.
(2002-06) – 1,150

24 COURTNEY LAVERE

Valuable, versatile forward who was a member of four NCAA Tournament teams, including two NCAA Sweet 16 squads, during her career at Notre Dame • ranks fifth in school history with 146 career blocks and 1.20 blocks-per-game average • one of just seven Notre Dame players to record 1,000 points, 500 rebounds and 100 blocks in their careers (others are Katryna Gaither, Ruth Riley, Jacqueline Batteast, Trena Keys, Shari Matvey and Devereaux Peters) • scored 1,000th career point three games after classmate Megan Duffy, marking the shortest interval between 1,000-point milestones in school history • logged five

double-doubles as a freshman, including three in a row with two coming against ranked opponents (Tennessee and Purdue) • set school record for freshmen with 12-of-16 foul shooting performance at Villanova • played key role in Notre Dame's 2003 NCAA Sweet 16 run, averaging 11.7 points and 5.7 rebounds in the three-game set • 2003 freshman All-America selection by Women's College Hoops.com • winner of 2006 Robin Roberts/WBCA Broadcasting Scholarship Award • currently works in Los Angeles as a sales planner with Turner Broadcasting's Cartoon Network.

LaVere's Career Statistics

Year	GP-GS	FG-FGA	Pct.	3FG-FGA	Pct.	FTM-FTA	Pct.	OR	DR	TR	Avg.	A	TO	B	S	PF	Min-Avg.	Pts	Avg.
2002-03	32-10	151-311	.486	1-3	.333	95-136	.699	81	99	180	5.6	21	80	27	19	88	723-22.6	398	12.4
2003-04	32-17	113-274	.412	3-10	.300	47-85	.553	61	84	145	4.5	30	75	41	36	87	709-22.2	276	8.6
2004-05	28-16	88-190	.463	1-6	.167	34-59	.576	34	76	110	3.9	37	57	28	26	61	583-20.8	211	7.5
2005-06	30-14	119-234	.509	3-7	.429	24-46	.522	59	66	125	4.2	37	33	50	22	78	725-24.2	265	8.8
Totals	122-57	471-1009	.467	8-26	.308	200-326	.613	235	325	560	4.6	125	245	146	103	314	2740-22.5	1150	9.4

1,000-Point Scorers




Valparaiso, Ind.
(2007-11) – 1,148



25 BECCA BRUSZEWSKI

Co-captain of Notre Dame's 2010-11 NCAA national finalist team • played in (then) school-record 136 games during her career, missing only three contests (one in her final three seasons) • set school record (since tied) with 39 starts and 39 games played in 2010-11 (sharing mark with Natalie Novosel & Devereaux Peters) • nicknamed "Bruiser" for her fearless and physical style of play, despite being an undersized post at just 6-foot-1 • played all three front line

positions during her career • known for her toughness, playing through numerous injuries, most notably in the 2011 BIG EAST Championship final vs. Connecticut (eight points, three rebounds after rib injury in semifinal vs. DePaul) and 2011 NCAA Dayton Regional final vs. Tennessee (13 points, eight rebounds in game-high 37 minutes playing on sprained knee suffered in regional semifinal vs. Oklahoma) • has played professionally in Finland and Puerto Rico.

Bruszewski's Career Statistics

Year	GP-GS	FG-FGA	Pct.	3FG-FGA	Pct.	FTM-FTA	Pct.	OR	DR	TR	Avg.	A	TO	B	S	PF	Min-Avg.	Pts	Avg.
2007-08	32-0	58-104	.558	1-2	.500	42-54	.778	37	43	80	2.5	13	31	10	16	58	423-132	159	5.0
2008-09	31-31	132-271	.487	21-56	.375	48-71	.676	31	125	156	5.0	52	53	15	33	88	842-27.2	333	10.7
2009-10	34-26	129-261	.494	8-31	.258	42-64	.656	46	60	106	3.1	48	42	18	23	92	629-18.5	308	9.1
2010-11	39-39	143-276	.518	0-8	.000	62-93	.667	62	145	207	5.3	59	78	20	41	99	994-25.5	348	8.9
Totals	136-96	462-912	.507	30-97	.309	194-282	.688	176	373	549	4.0	172	204	63	113	337	2888-21.2	1148	8.4

Chicago, Ill.
(1995-00) – 1,106



26 DANIELLE GREEN

Became the 16th player in Notre Dame women's basketball history to score 1,000 points • posted double-figure scoring averages in each of her last three seasons, finishing with a 9.5 ppg. career scoring average in 116 games • started 65 games during her career • earned a fifth year of eligibility after missing the entire 1996-97 Final Four campaign with a torn Achilles' tendon suffered the first day of practice • third-leading scorer (14.4 ppg.) and second-leading rebounder (7.2 rpg.) during the 1998-99 season • netted a personal single-season best 432 points during that campaign • scored a career-high 28 points versus West Virginia on Jan. 17, 1999 • had 16 points and

seven rebounds in Notre Dame's second-round victory over George Washington in the 2000 NCAA Tournament, helping the Irish to third Sweet 16 appearance in four years • spent one season as assistant coach at Chicago State • enlisted in U.S. Army in 2003 and was awarded a Purple Heart in May 2004 after suffering significant arm and leg injuries while serving in Baghdad, Iraq • earned master's degree in counseling and worked at both Chicago Public Schools system and Malcolm X Community College in Chicago • serves as a readjustment counselor for U.S. Department of Veterans Affairs, helping her fellow veterans cope with physical and psychological trauma suffered on the battlefield.

Green's Career Statistics

Year	GP-GS	FG-FGA	Pct.	3FG-FGA	Pct.	FTM-FTA	Pct.	OR	DR	TR	Avg.	A	TO	B	S	PF	Min-Avg.	Pts	Avg.
1995-96	27-0	12-38	.316	0-4	.000	6-20	.300	9	36	45	1.7	7	20	0	9	29	235-8.7	30	1.1
1996-97		DNP - injury																	
1997-98	30-14	116-259	.448	2-8	.250	72-111	.649	60	83	143	4.8	38	60	2	45	64	752-25.1	306	10.2
1998-99	30-30	157-369	.425	2-9	.222	116-151	.768	68	148	216	7.2	52	93	3	38	69	892-29.7	432	14.4
1999-00	29-21	124-257	.482	1-11	.091	89-113	.788	42	75	117	4.0	79	83	0	35	65	751-25.9	338	11.7
Totals	116-65	409-923	.443	5-32	.156	283-395	.716	179	342	521	4.5	176	256	5	127	227	2630-22.7	1106	9.5

Kansas City, Mo.
(1981-85) – 1,060


27 CARRIE BATES

Averaged double figures in scoring in three of her four seasons at Notre Dame • ranks seventh in school history with a .553 career field goal percentage • averaged career best of 12.5 points as a senior and 6.5 rebounds as a freshman • also averaged 12.4 points as a rookie • led

team in scoring during her junior campaign as she averaged 11.9 ppg. • posted career numbers of 11.0 ppg. and 5.5 rpg. as she played in 96 contests during her Irish tenure • now resides in Bangor, Maine.

Bates' Career Statistics

Year	GP-GS	FG-FGA	Pct.	3FG-FGA	Pct.	FTM-FTA	Pct.	OR	DR	TR	Avg.	A	TO	B	S	PF	Min-Avg.	Pts	Avg.
1981-82	25-3	136-231	.589	—	—	39-59	.661	—	—	163	6.5	16	—	7	22	39	676-27.0	311	12.4
1982-83	27-3	86-168	.512	—	—	44-56	.786	—	—	127	4.7	20	—	8	14	36	588-21.8	216	8.0
1983-84	28-22	129-234	.551	—	—	75-91	.824	—	—	155	5.5	16	—	11	30	44	738-26.4	333	11.9
1984-85	16-14	89-161	.547	—	—	24-44	.545	—	—	78	4.9	4	—	6	7	17	418-26.1	200	12.5
Totals	96-42	439-794	.553	—	—	182-250	.728	—	—	523	5.5	56	—	32	73	136	2420-25.2	1060	11.0



ND

Eureka, Mo.
(1994-98) – 1,034

28 MOLLIE PEIRICK

Started more NCAA tournament games (10) than any Irish player prior to 2001 • her 118 career starts and 819 career free throw percentage ranked first all-time at the time of her graduation • started 118 of the 128 games she appeared in during her career • tied Notre Dame school record when she played in her 128th career game against Purdue in the 1998 NCAA Midwest Regional semifinal • also finished second all-time with 651 career assists (5.1 apg) • led the Irish to four postseason appearances during her career — three NCAA tournament berths (1996-98) and the 1995 National Women's Invitation Tournament (NWIT)

• co-captained team as a junior and senior and led Notre Dame to the 1997 Final Four and 1998 Sweet 16 • a third team all-BIG EAST selection as a senior, she averaged 10.8 ppg., 4.9 rpg. and 6.2 apg. in her final campaign with the Irish • finished 13th on the Notre Dame career scoring list with 1,034 points and a career average of 8.1 ppg. • named to the Midwestern Collegiate Conference All-Newcomer Team in 1995 • currently lives in Cincinnati, where she helps operate Impact Basketball Academy, a basketball camp for young children.

Peirick's Career Statistics

Year	GP-GS	FG-FGA	Pct.	3FG-FGA	Pct.	FTM-FTA	Pct.	OR	DR	TR	Avg.	A	TO	B	S	PF	Min-Avg.	Pts	Avg.
1994-95	27-22	67-127	.528	13-25	.520	22-27	.815	14	65	79	2.9	106	89	9	28	57	681-25.2	169	6.3
1995-96	31-31	79-180	.439	20-60	.333	41-49	.837	14	94	108	3.5	177	138	16	60	67	935-30.2	219	7.1
1996-97	38-33	107-242	.442	39-94	.415	47-60	.783	45	110	155	4.1	169	110	18	51	100	1026-27.0	300	7.9
1997-98	32-32	111-316	.351	57-163	.350	67-80	.838	27	130	157	4.9	199	137	22	50	76	1010-31.6	346	10.8
Totals	128-118	364-865	.421	129-342	.377	177-216	.819	100	399	499	3.9	651	474	65	189	300	3652-28.5	1034	8.1



ND

Edina, Minn.
(1997-01) – 1,006

29 KELLEY SIEMON

Became 18th Irish player to score 1,000 points when she poured in 10 markers in her final collegiate game, a 68-66 win over Purdue in the 2001 NCAA championship game • an athletic and talented forward who started 95 games in her Irish career • had her best season at Notre Dame as a senior, averaging 11.3 points and 7.1 rebounds per game to earn the BIG EAST Conference Most Improved Player award • also garnered honorable mention all-BIG EAST laurels in 2001 • named to 2001 BIG EAST and NCAA Midwest

Regional all-tournament teams • ranked ninth in career rebounds at Notre Dame (707) upon her graduation • was tied with Alicia Ratay and Ruth Riley for the most NCAA Tournament games played (14) in school history, prior to 2011 • was selected in the third round of the 2001 WNBA Draft by the Los Angeles Sparks • played professionally in Austria and toured with Athletes in Action • spent four seasons as an assistant coach at Liberty University and still resides in Lynchburg, Va.

Siemon's Career Statistics

Year	GP-GS	FG-FGA	Pct.	3FG-FGA	Pct.	FTM-FTA	Pct.	OR	DR	TR	Avg.	A	TO	B	S	PF	Min-Avg.	Pts	Avg.
1997-98	32-30	96-186	.516	0-0	.000	65-110	.591	54	111	165	5.2	42	90	5	28	90	753-23.5	257	8.0
1998-99	31-30	66-141	.468	0-0	.000	47-74	.635	52	102	154	5.0	63	85	7	15	94	641-20.7	179	5.8
1999-00	32-4	81-154	.526	0-0	.000	47-84	.560	49	111	160	5.0	47	67	9	25	74	614-19.2	209	6.5
2000-01	32-31	155-282	.550	0-0	.000	51-115	.443	62	166	228	7.1	99	83	4	48	68	980-30.6	361	11.3
Totals	127-95	398-763	.522	0-0	.000	210-383	.548	217	490	707	5.6	251	325	25	116	326	2988-23.5	1006	7.9



ND

Mishawaka, Ind.
(2006-10) – 1,005

30 MELISSA LECHLITNER

Like Siemon, joined the Notre Dame 1,000-Point Club in her final collegiate game, a stirring 22-point effort in a last-second overtime loss to Oklahoma in the NCAA Kansas City Regional semifinals in Kansas City, Mo. • two-year team captain (2008-09 and 2009-10) • earned second-team ESPN The Magazine/CoSIDA Academic All-District honors in 2010 • also named to 2010 NCAA Kansas City Regional All-Tournament Team • upon graduation, ranked among

the top 10 in school history for games played, free throw percentage and assists • started every game for Irish in her final two seasons, leading Notre Dame to one of its most successful years ever in 2009-10, including a 1.07 team assist/turnover ratio, (still third-best in program history) • named 2010 recipient of Notre Dame's Byron V. Kanaley Award • has played professionally overseas for past two years, finding success in Germany, Iceland and Puerto Rico.

Lechlitner's Career Statistics

Year	GP-GS	FG-FGA	Pct.	3FG-FGA	Pct.	FTM-FTA	Pct.	OR	DR	TR	Avg.	A	TO	B	S	PF	Min-Avg.	Pts	Avg.
2006-07	31-0	68-198	.343	12-61	.197	47-62	.758	14	49	63	2.0	83	61	1	40	41	744-24.0	195	6.3
2007-08	34-1	71-201	.353	8-37	.216	36-47	.766	14	53	67	2.0	87	68	3	36	40	753-22.1	186	5.5
2008-09	31-31	124-323	.384	22-65	.338	60-73	.822	17	64	81	2.6	106	77	2	38	55	1033-33.3	330	10.6
2009-10	35-35	110-283	.389	29-69	.420	45-53	.849	12	56	68	1.9	112	88	4	44	46	1030-29.4	294	8.4
Totals	131-67	373-1005	.371	71-232	.306	188-235	.800	57	222	279	2.1	388	294	10	158	182	3560-27.2	1005	7.7

Year-by-Year Leaders

Scoring

Season	Team Leader	Gms	FGM	FTM	Pts.	PPG
2011-12	Skyler Diggins	39	233	158	657	16.8
2010-11	Natalie Novosel	39	187	183	588	15.1
2009-10	Skyler Diggins	35	169	111	484	13.8
2008-09	Ashley Barlow	29	127	74	368	12.7
2007-08	Charel Allen	34	198	101	513	15.1
2006-07	Charel Allen	32	213	93	545	17.0
2005-06	Megan Duffy	30	138	135	469	15.6
2004-05	Jacqueline Batteast	33	208	127	559	16.9
2003-04	Jacqueline Batteast	32	204	94	512	16.0
2002-03	Jacqueline Batteast	32	179	78	445	13.9
2001-02	Alicia Ratay	30	146	112	462	15.4
2000-01	Ruth Riley	36	245	182	672	18.7
1999-00	Ruth Riley	31	193	132	518	16.2
1998-99	Ruth Riley	31	198	118	514	16.6
1997-98	Sheila McMillen	31	129	97	423	13.6
1996-97	Katryna Gaither	38	324	128	776	20.4
1995-96	Beth Morgan	31	219	117	626	20.2
1994-95	Katryna Gaither	29	252	86	590	19.0
1993-94	Beth Morgan	29	192	88	518	17.9
1992-93	Letitia Bowen	25	125	87	337	13.4
1991-92	Margaret Nowlin	31	212	89	513	16.5
1990-91	Karen Robinson	32	228	67	538	16.8
1989-90	Karen Robinson	29	168	101	437	15.1
1988-89	Karen Robinson	32	158	82	400	12.5
1987-88	Heidi Bunek	28	212	78	502	17.9
1986-87	Heidi Bunek	27	161	66	388	14.4
1985-86	Trena Keys	30	250	87	587	19.6
1984-85	Trena Keys	28	212	59	483	17.2
1983-84	Carrie Bates	28	129	75	333	11.9
1982-83	Mary Beth Schueth	27	128	61	317	11.7
1981-82	Mary Beth Schueth	25	137	52	326	13.0
1980-81	Shari Matvey	28	194	46	414	14.8
1979-80	Shari Matvey	30	237	55	529	17.6
1978-79	Carol Lally	22	117	47	281	12.8
1977-78	Carol Lally	16	82	14	171	10.7

Rebounds

Season	Team Leader	Gms	Rebs.	RPG
2011-12	Devereaux Peters	39	363	9.3
2010-11	Devereaux Peters	39	293	7.5
2009-10	Lindsay Schrader	33	228	6.9
2008-09	Lindsay Schrader	31	228	7.4
2007-08	Lindsay Schrader	34	210	6.2
2006-07	Charel Allen	32	197	6.2
2005-06	Lindsay Schrader	30	162	5.4
2004-05	Jacqueline Batteast	33	218	6.6
2003-04	Jacqueline Batteast	32	276	8.6
2002-03	Jacqueline Batteast	32	267	8.3
2001-02	Jacqueline Batteast	26	204	7.8
2000-01	Ruth Riley	36	281	7.8
1999-00	Ruth Riley	32	233	7.3
1998-99	Ruth Riley	31	260	8.4
1997-98	Ruth Riley	32	233	7.3
1996-97	Katryna Gaither	38	368	9.7
1995-96	Katryna Gaither	31	283	9.1
1994-95	Letitia Bowen	31	259	8.4
1993-94	Letitia Bowen	29	276	9.5
1992-93	Letitia Bowen	25	246	9.8
1991-92	Margaret Nowlin	31	270	8.7
1990-91	Margaret Nowlin	32	240	7.5
1989-90	Krissi Davis	29	233	8.0
1988-89	Krissi Davis	32	208	6.5
1987-88	Heidi Bunek	28	246	8.8
1986-87	Heidi Bunek	27	215	8.0
1985-86	Sandy Botham	31	223	7.2
1984-85	Mary Beth Schueth	26	199	7.7
1983-84	Mary Beth Schueth	27	186	6.9
1982-83	Mary Beth Schueth	27	241	8.9
1981-82	Mary Beth Schueth	25	227	9.1
1980-81	Shari Matvey	28	213	7.6
1979-80	Shari Matvey	30	305	10.2
1978-79	Jane Politiski	22	212	9.6

Assists

Season	Team Leader	Gms	Asst.	APG
2011-12	Skyler Diggins	39	222	5.7
2010-11	Skyler Diggins	39	186	4.8
2009-10	Skyler Diggins	35	112	3.2
2008-09	Melissa Lechlitner	31	106	3.4
2007-08	Tulyah Gaines	34	129	3.8
2006-07	Tulyah Gaines	32	125	3.9
2005-06	Megan Duffy	30	124	4.1
2004-05	Megan Duffy	33	178	5.4
2003-04	Megan Duffy	32	125	3.9
2002-03	Le'Tania Severe	32	121	3.8
2001-02	Le'Tania Severe	30	146	4.9
2000-01	Niele Ivey	36	247	6.9
1999-00	Niele Ivey	32	194	6.1
1998-99	Niele Ivey	28	181	6.5
1997-98	Mollie Peirick	32	199	6.2
1996-97	Jeannine Augustin	38	193	5.1
1995-96	Mollie Peirick	31	177	5.7
1994-95	Mollie Peirick	27	106	3.9
1993-94	Kara Leary	29	151	5.2
1992-93	Coquese Washington	27	122	4.5
1991-92	Coquese Washington	25	152	5.6
1990-91	Coquese Washington	32	179	5.6
1989-90	Karen Robinson	29	137	4.7
1988-89	Karen Robinson	32	184	5.8
1987-88	Mary Gavin	28	243	8.7
1986-87	Mary Gavin	27	214	7.9
1985-86	Mary Gavin	31	205	6.6
1984-85	Mary Gavin	26	116	4.5
1983-84	Vonnie Thompson	28	83	3.0
1982-83	Laura Dougherty	27	102	3.8
1981-82	Ruth Kaiser	23	89	3.9
1980-81	Maggie Lally	28	52	1.9
1979-80	Molly Cashman	29	88	3.0
1978-79	Molly Cashman	22	88	4.0

Blocked Shots

Season	Team Leader	Gms	Blsks.	BPG
2011-12	Devereaux Peters	39	78	2.0
2010-11	Devereaux Peters	39	68	1.7
2009-10	Devereaux Peters	25	30	1.2
2008-09	Erica Solomon	31	38	1.2
2007-08	Devereaux Peters	23	45	2.0
2006-07	Erica Williamson	31	39	1.3
2005-06	Courtney LeVere	30	50	1.7
2004-05	Teresa Borton	33	57	1.7
2003-04	Courtney LeVere	32	41	1.3
2002-03	Jacqueline Batteast	32	50	1.6
2001-02	Amanda Barksdale	26	78	3.0
2000-01	Ruth Riley	36	113	3.1
1999-00	Ruth Riley	32	85	2.7
1998-99	Ruth Riley	31	101	3.3
1997-98	Ruth Riley	32	71	2.2
1996-97	Katryna Gaither	38	35	0.9
1995-96	Katryna Gaither	31	40	1.3
1994-95	Katryna Gaither	31	46	1.5
1993-94	Letitia Bowen	29	22	0.8
1992-93	Letitia Bowen	25	15	0.6
1991-92	Margaret Nowlin	32	19	0.6
1990-91	Margaret Nowlin	32	33	1.0
1989-90	Margaret Nowlin	29	21	0.7
1988-89	Comalita Haysbert	32	12	0.4
1987-88	Heidi Bunek	28	39	1.4
1986-87	Heidi Bunek	27	31	1.1
1985-86	Trena Keys	30	30	1.0
1984-85	Trena Keys	28	43	1.5
1983-84	Trena Keys	28	26	0.9
1982-83	Trena Keys	25	25	1.0
1981-82	Mary Beth Schueth	25	20	0.8
1980-81	Tricia McManus	28	27	1.0
1979-80	Shari Matvey	30	94	3.1

Steals

Season	Team Leader	Gms	Stls.	SPG
2011-12	Skyler Diggins	39	102	2.6
2010-11	Brittany Mallory	37	77	2.1
2009-10	Skyler Diggins	35	90	2.6
2008-09	Ashley Barlow	29	70	2.4
2007-08	Ashley Barlow	34	68	2.0
2006-07	Tulyah Gaines	32	66	2.1
2005-06	Megan Duffy	30	59	2.0
2004-05	Megan Duffy	33	90	2.7
2003-04	Le'Tania Severe	32	54	1.7
2002-03	Le'Tania Severe	32	69	2.2
2001-02	Le'Tania Severe	30	60	2.0
2000-01	Niele Ivey	36	94	2.6
1999-00	Niele Ivey	32	95	3.0
1998-99	Niele Ivey	31	74	2.4
1997-98	Niele Ivey	31	77	2.5
1996-97	Jeannine Augustin	38	92	2.4
1995-96	Beth Morgan	31	64	2.1
1994-95	Letitia Bowen	31	65	2.1
1993-94	Kara Leary	29	71	2.4
1992-93	Coquese Washington	27	78	2.9
1991-92	Coquese Washington	25	79	3.2
1990-91	Coquese Washington	32	83	2.6
1989-90	Coquese Washington	29	67	2.3
1988-89	Krissi Davis	32	81	2.5
1987-88	Mary Gavin	28	93	3.3
1986-87	Mary Gavin	27	80	3.0
1985-86	Mary Gavin	31	72	2.3
1984-85	Mary Beth Schueth	26	39	1.5
1983-84	Laura Dougherty	27	42	1.6
1982-83	Ruth Kaiser	27	57	2.1
1981-82	Ruth Kaiser	23	61	2.7
1980-81	Molly Ryan	28	39	1.4
1979-80	Molly Cashman	29	50	1.7

current players listed in **boldface**

2011-12		GP	Min	FG-A	Pct.	3FG-A	Pct.	FT-A	Pct.	O	D	Tot.	Avg.	PF-DQ	A	T	B	S	Pts.	Avg.
ND	39	7850	1118-2388	.468	166-478	.347	674-883	.763	591	998	1589	40.7	629-8	698	618	170	502	3076	78.9	
OPP	39	7850	761-2108	.361	131-495	.265	409-621	.659	466	791	1257	32.2	727-16	421	873	120	333	2062	52.9	
2010-11		GP	Min	FG-A	Pct.	3FG-A	Pct.	FT-A	Pct.	O	D	Tot.	Avg.	PF-DQ	A	T	B	S	Pts.	Avg.
ND	39	7850	1099-2290	.480	139-385	.361	667-930	.717	575	1007	1582	40.6	645-11	669	689	169	495	3004	77.0	
OPP	39	7850	802-2179	.368	164-610	.269	425-646	.658	496	765	1261	32.3	739-16	442	864	110	331	2193	56.2	
2009-10		GP	Min	FG-A	Pct.	3FG-A	Pct.	FT-A	Pct.	O	D	Tot.	Avg.	PF-DQ	A	T	B	S	Pts.	Avg.
ND	35	7025	996-2196	.454	166-490	.339	543-767	.708	481	871	1352	38.6	585-4	633	571	128	450	2701	77.2	
OPP	35	7025	820-2001	.410	147-456	.322	394-589	.669	416	837	1253	35.8	637-17	482	791	123	300	2181	62.3	
2008-09		GP	Min	FG-A	Pct.	3FG-A	Pct.	FT-A	Pct.	O	D	Tot.	Avg.	PF-DQ	A	T	B	S	Pts.	Avg.
ND	31	6225	828-1923	.431	120-359	.334	440-625	.704	426	804	1230	39.7	511-4	456	483	121	305	2216	71.5	
OPP	31	6225	702-1817	.386	151-478	.316	376-512	.734	385	773	1158	37.4	544-13	410	597	107	238	1931	62.3	
2007-08		GP	Min	FG-A	Pct.	3FG-A	Pct.	FT-A	Pct.	O	D	Tot.	Avg.	PF-DQ	A	T	B	S	Pts.	Avg.
ND	34	6850	960-2148	.447	90-308	.292	581-766	.758	532	817	1349	39.7	587-10	533	512	154	397	2591	76.2	
OPP	34	6850	753-1925	.391	168-473	.355	420-611	.687	459	748	1207	35.5	641-16	441	737	129	252	2094	61.6	
2006-07		GP	Min	FG-A	Pct.	3FG-A	Pct.	FT-A	Pct.	O	D	Tot.	Avg.	PF-DQ	A	T	B	S	Pts.	Avg.
ND	32	6450	816-1924	.424	104-370	.281	506-666	.760	435	751	1186	37.1	558-11	444	532	108	335	2242	70.1	
OPP	32	6450	753-1798	.419	178-488	.365	432-598	.722	392	754	1146	35.8	542-9	483	654	136	261	2116	66.1	
2005-06		GP	Min	FG-A	Pct.	3FG-A	Pct.	FT-A	Pct.	O	D	Tot.	Avg.	PF-DQ	A	T	B	S	Pts.	Avg.
ND	30	6100	714-1714	.417	101-303	.333	407-617	.660	367	739	1106	36.9	487-6	383	430	128	252	1936	64.5	
OPP	30	6100	683-1748	.391	181-483	.375	366-522	.701	412	748	1160	38.7	561-12	427	501	102	205	1913	63.8	
2004-05		GP	Min	FG-A	Pct.	3FG-A	Pct.	FT-A	Pct.	O	D	Tot.	Avg.	PF-DQ	A	T	B	S	Pts.	Avg.
ND	33	6625	789-1829	.431	77-210	.367	533-720	.740	447	820	1267	38.4	514-8	512	536	167	314	2188	66.3	
OPP	33	6625	680-1913	.355	152-563	.270	364-522	.697	492	695	1187	36.0	586-17	427	597	131	288	1876	56.8	
2003-04		GP	Min	FG-A	Pct.	3FG-A	Pct.	FT-A	Pct.	O	D	Tot.	Avg.	PF-DQ	A	T	B	S	Pts.	Avg.
ND	32	6450	746-1729	.431	122-343	.356	440-647	.680	412	780	1192	37.2	550-9	473	563	134	288	2054	64.2	
OPP	32	6450	677-1785	.379	128-506	.253	389-543	.716	423	692	1115	34.8	618-16	408	561	76	285	1871	58.5	
2002-03		GP	Min	FG-A	Pct.	3FG-A	Pct.	FT-A	Pct.	O	D	Tot.	Avg.	PF-DQ	A	T	B	S	Pts.	Avg.
ND	32	6400	731-1718	.425	87-266	.327	543-732	.742	407	826	1233	38.5	501-13	430	585	160	286	2092	65.4	
OPP	32	6400	695-1896	.367	179-588	.304	389-523	.744	447	688	1135	35.5	624-11	422	540	90	294	1958	61.2	
2001-02		GP	Min	FG-A	Pct.	3FG-A	Pct.	FT-A	Pct.	O	D	Tot.	Avg.	PF-DQ	A	T	B	S	Pts.	Avg.
ND	30	6000	694-1644	.422	152-409	.372	422-627	.673	432	831	1263	42.1	479-4	400	516	189	213	1962	65.4	
OPP	30	6000	608-1740	.349	141-490	.288	376-579	.649	412	645	1057	35.2	543-11	375	432	87	279	1733	57.8	
2000-01		GP	Min	FG-A	Pct.	3FG-A	Pct.	FT-A	Pct.	O	D	Tot.	Avg.	PF-DQ	A	T	B	S	Pts.	Avg.
ND	36	7200	1011-2036	.497	173-373	.464	583-859	.679	437	1053	1490	41.4	511-6	650	567	228	303	2778	77.2	
OPP	36	7200	748-2228	.336	157-625	.251	355-560	.634	530	733	1263	35.1	711-10	440	605	95	276	2008	55.8	
1999-00		GP	Min	FG-A	Pct.	3FG-A	Pct.	FT-A	Pct.	O	D	Tot.	Avg.	PF-DQ	A	T	B	S	Pts.	Avg.
ND	32	6450	903-1803	.501	137-341	.402	523-732	.714	408	915	1323	41.3	589-12	607	689	169	323	2466	77.1	
OPP	32	6450	701-1976	.355	125-420	.298	454-652	.696	463	603	1066	33.3	602-21	408	601	68	343	1981	61.9	
1998-99		GP	Min	FG-A	Pct.	3FG-A	Pct.	FT-A	Pct.	O	D	Tot.	Avg.	PF-DQ	A	T	B	S	Pts.	Avg.
ND	31	6200	875-1877	.466	178-479	.372	584-792	.737	470	890	1360	43.9	597-14	537	612	161	268	2512	81.0	
OPP	31	6200	718-1903	.377	144-448	.321	451-663	.680	413	641	1054	34.0	644-22	485	582	69	272	2031	65.5	
1997-98		GP	Min	FG-A	Pct.	3FG-A	Pct.	FT-A	Pct.	O	D	Tot.	Avg.	PF-DQ	A	T	B	S	Pts.	Avg.
ND	32	6450	826-1821	.454	169-443	.381	555-806	.689	449	883	1332	41.6	666-17	538	691	155	328	2376	74.3	
OPP	32	6450	684-1855	.369	141-422	.334	544-793	.686	437	691	1128	35.2	650-19	426	664	91	317	2053	64.2	
1996-97		GP	Min	FG-A	Pct.	3FG-A	Pct.	FT-A	Pct.	O	D	Tot.	Avg.	PF-DQ	A	T	B	S	Pts.	Avg.
ND	38	7600	1091-2272	.480	155-468	.331	545-734	.743	493	1043	1536	40.4	661-11	682	722	93	394	2882	75.8	
OPP	38	7600	860-2306	.373	188-661	.284	500-731	.684	548	802	1350	35.5	646-12	524	731	98	350	2408	63.4	
1995-96		GP	Min	FG-A	Pct.	3FG-A	Pct.	FT-A	Pct.	O	D	Tot.	Avg.	PF-DQ	A	T	B	S	Pts.	Avg.
ND	31	6275	894-1806	.495	138-355	.389	489-692	.707	368	898	1266	40.8	563-11	554	681	94	344	2415	77.9	
OPP	31	6275	730-1928	.379	119-412	.289	441-640	.689	418	656	1074	34.6	584-16	404	651	93	319	2020	65.	
1994-95		GP	Min	FG-A	Pct.	3FG-A	Pct.	FT-A	Pct.	O	D	Tot.	Avg.	PF-DQ	A	T	B	S	Pts.	Avg.
ND	31	6250	932-1957	.476	89-241	.369	475-688	.690	449	909	1358	43.8	643-20	568	690	125	335	2428	78.3	
OPP	31	6250	765-1942	.394	140-416	.337	508-722	.704	410	701	1111	35.8	583-16	392	631	85	327	2178	70.3	


Year-by-Year Statistics

1993-94																			
	GP	Min	FG-A	Pct.	3FG-A	Pct.	FT-A	Pct.	O	D	Tot.	Avg.	PF-DQ	A	T	B	S	Pts.	Avg.
ND	29	5800	856-1898	.451	94-271	.346	416-582	.714	467	832	1298	44.8	624-22	528	614	80	315	2222	76.6
OPP	29	5800	671-1729	.388	102-327	.312	492-720	.683	393	685	1078	37.2	520-11	351	613	81	320	1930	66.6
1992-93																			
	GP	Min	FG-A	Pct.	3FG-A	Pct.	FT-A	Pct.	O	D	Tot.	Avg.	PF-DQ	A	T	B	S	Pts.	Avg.
ND	27	5425	733-1599	.458	82-230	.357	328-448	.732	361	795	1156	42.8	513-11	408	575	38	249	1859	68.9
OPP	27	5425	658-1610	.409	95-332	.286	410-574	.714	332	640	972	36.0	433-5	316	489	58	280	1816	67.2
1991-92																			
	GP	Min	FG-A	Pct.	3FG-A	Pct.	FT-A	Pct.	O	D	Tot.	Avg.	PF-DQ	A	T	B	S	Pts.	Avg.
ND	31	6275	901-2019	.446	54-187	.289	403-576	.700	488	879	1367	44.1	684-20	554	710	72	294	2259	72.9
OPP	31	6275	812-1954	.416	87-256	.340	516-782	.660	444	728	1172	37.8	554-7	471	611	66	337	2227	71.7
1990-91																			
	GP	Min	FG-A	Pct.	3FG-A	Pct.	FT-A	Pct.	O	D	Tot.	Avg.	PF-DQ	A	T	B	S	Pts.	Avg.
ND	32	6400	1014-2039	.497	70-188	.372	397-536	.741	386	889	1275	39.8	621-14	610	653	89	397	2495	78.0
OPP	32	6400	777-1933	.402	77-263	.293	458-697	.657	439	690	1129	35.3	503-8	429	725	70	334	2089	65.3
1989-90																			
	GP	Min	FG-A	Pct.	3FG-A	Pct.	FT-A	Pct.	O	D	Tot.	Avg.	PF-DQ	A	T	B	S	Pts.	Avg.
ND	29	5800	895-1782	.502	54-128	.422	349-486	.718	307	712	1113	38.4	523-13	534	549	80	317	2193	75.6
OPP	29	5800	674-1767	.381	55-177	.311	351-536	.654	368	547	1042	35.9	483-11	368	579	60	278	1754	60.5
1988-89																			
	GP	Min	FG-A	Pct.	3FG-A	Pct.	FT-A	Pct.	O	D	Tot.	Avg.	PF-DQ	A	T	B	S	Pts.	Avg.
ND	32	6425	869-1775	.490	26-91	.286	406-578	.702	316	698	1131	34.3	566-9	534	666	57	320	2170	65.8
OPP	32	6425	806-1954	.412	66-195	.338	409-591	.692	692	593	1117	33.5	541-18	472	589	46	322	2087	63.2
1987-88																			
	GP	Min	FG-A	Pct.	3FG-A	Pct.	FT-A	Pct.	O	D	Tot.	Avg.	PF-DQ	A	T	B	S	Pts.	Avg.
ND	28	5600	836-1572	.532	49-131	.374	406-596	.681	291	827	1118	39.9	468-14	569	669	67	292	2127	76.0
OPP	28	5600	722-1814	.398	60-179	.335	309-474	.652	348	577	925	33.0	535-16	430	561	60	337	1813	64.8
1986-87																			
	GP	Min	FG-A	Pct.			FT-A	Pct.	O	D	Tot.	Avg.	PF-DQ			B	S	Pts.	Avg.
ND	27	5425	767-1567	.489			259-402	.644	282	671	1066	39.5	504-19	448		106	213	1793	66.4
OPP	27	5425	681-1704	.399			392-562	.697	357	517	968	35.8	421-7	341		43	276	1754	65.0
1985-86																			
	GP	Min	FG-A	Pct.			FT-A	Pct.			Tot.	Avg.	PF-DQ	A		B	S	Pts.	Avg.
ND	31	6225	928-1847	.502			396-591	.670			1253	40.4	598-15	535		122	267	2252	72.6
OPP	31	6225	688-1828	.376			426-646	.659			1074	34.6	572-22	335		56	260	1802	58.1
1984-85																			
	GP	Min	FG-A	Pct.			FT-A	Pct.			Tot.	Avg.	PF-DQ	A		B	S	Pts.	Avg.
ND	28	5600	813-1626	.500			349-511	.683			1094	39.1	530-10	424		109	279	1975	70.5
OPP	28	5600	651-1632	.399			343-542	.633			931	33.2	502-19	326		48	261	1645	58.7
1983-84																			
	GP	Min	FG-A	Pct.			FT-A	Pct.			Tot.	Avg.	PF-DQ	A		B	S	Pts.	Avg.
ND	28	5600	781-1641	.476			372-538	.691			1010	36.1	515-8	411		94	247	1934	69.1
OPP	28	5600	755-1693	.446			335-492	.681			976	34.9	515-21	362		72	270	1847	66.0
1982-83																			
	GP	Min	FG-A	Pct.			FT-A	Pct.			Tot.	Avg.	PF-DQ	A		B	S	Pts.	Avg.
ND	27	5450	755-1608	.470			279-443	.670			1049	38.9	510-9	435		84	278	1807	66.9
OPP	27	5450	691-1630	.424			357-534	.669			979	36.3	469-10	300		65	303	1739	64.4
1981-82																			
	GP	Min	FG-A	Pct.			FT-A	Pct.			Tot.	Avg.	PF-DQ	A		B	S	Pts.	Avg.
ND	25	5050	696-1412	.493			231-373	.619			907	36.3	414-6	395		50	300	1623	64.9
OPP	25	5050	564-1407	.401			248-384	.646			806	32.2	427-9	251		73	247	1378	55.1
1980-81																			
	GP	Min	FG-A	Pct.			FT-A	Pct.			Tot.	Avg.	PF-DQ	A		B	S	Pts.	Avg.
ND	28	5600	694-1812	.377			214-529	.594			1251	44.7	568-11	288		68	299	1680	60.0
OPP	28	5600	765-1741	.439			369-577	.640			1112	39.7	534-17	360		84	336	1899	67.8
1979-80																			
	GP	Min	FG-A	Pct.			FT-A	Pct.			Tot.	Avg.	PF-DQ	A		B	S	Pts.	Avg.
ND	30	6025	788-1941	.406			321-559	.574			1355	45.2	594-10	417		178	271	1897	63.2
OPP	30	6025	737-1985	.371			346-578	.599			1299	43.3	574-13	317		88	325	1810	60.3
1978-79																			
	GP		FG-A	Pct.			FT-A	Pct.			Tot.	Avg.	PF-DQ	A				Pts.	Avg.
ND	22		589-1554	.379			254-480	.529			982	44.6		526				1432	65.1
OPP	22		544-1315	.384			227-396	.573			1020	46.3		612				1315	59.8
1977-78																			
	GP		FG-A				FT-A	Pct.					PF-DQ					Pts.	Avg.
ND	17		466				170-335	.507					382					1065	62.8

NOTES: The three-point shot was introduced by the NCAA for the 1987-88 season ... turnovers were not kept as a regular statistic prior to 1987-88 ... Notre Dame competed at the AIAW Division III level from 1977-80 ... some statistical records are incomplete for the first two seasons of Irish women's basketball.

NOTRE DAME

FIGHTING IRISH



2012-13 WOMEN'S BASKETBALL

HISTORY


Current associate coach Beth Cunningham (then known as Beth Morgan) averaged 22.6 points per game during Notre Dame's run to the 1997 NCAA Final Four, including an East Regional-record 36 points against Alabama in the Sweet 16.

All-Time Roster



JEANNINE AUGUSTIN
Captained Notre Dame's 1997 NCAA Final Four team to a (then) school-record 31 wins.

- *** Achonwa, Natalie, 2010-present.....Guelph, Ontario
 *** Alexander, Andrea, 1990-94.....Niles, Mich.
 *** Allen, Charel, 2004-08.....Monessen, Pa.
 Antolik, Renee, 1978-80.....Painesville, Ohio
 Atchinson, Susie, 1992-94.....Plymouth, Mich.
 *** Augustin, Jeannine, 1983-97.....Rochester, Mich.



JACQUELINE BATTEAST
One of six South Bend-area natives to play for the Irish, she ranked among the top five on 16 career lists at Notre Dame upon graduation.

- Badway, Veronica, 2010-11.....Pittsburgh, Pa.
 *** Barksdale, Amanda, 1999-02.....Friendswood, Texas
 *** Barlow, Ashley, 2006-10.....Indianapolis, Ind.
 *** Barron, Kathy, 1984-88.....Okemos, Mich.
 *** Basford, Denise, 1982-86.....Farmington, Mich.
 *** Bates, Carrie, 1981-95.....Kansas City, Mo.
 *** Batteast, Jacqueline, 2001-05.....South Bend, Ind.
 Battel, Cynthia, 1978-79.....Fairfax, Va.
 * Ben-Touliun, Danielle, 2006-07.....Fort Wayne, Ind.
 *** Bohman, Rosanne, 1993-97.....Greensburg, Ind.
 Bolden, Brittney, 2005-06.....South Bend, Ind.
 Borkowski, Mary, 1983-84.....South Bend, Ind.
 *** Borton, Teresa, 2001-05.....Yakima, Wash.
 *** Botham, Sandy, 1984-88.....Madison, Wis.
 *** Bowen, Letitia, 1991-95.....Buchanan, Mich.
 *** Brandely, Diana, 1995-99.....Staten Island, N.Y.
 ** Braker, Ariel, 2010-present.....Grosse Pointe Woods, Mich.
 *** Brommeland, Kathy, 1984-87.....Naples, Fla.
 Brown, Lisa, 1982-84.....Palmyra, N.J.
 *** Brzuszewski, Becca, 2007-11.....Valparaiso, Ind.
 *** Bunek, Heidi, 1985-89.....Milwaukee, Wis.
 * Bustamante, Allison, 2001-02.....Miami, Fla.



MISSY CONBOY
Now the senior deputy athletics director at Notre Dame, she captained the 1981-82 team which finished with a 16-9 record.

- Cable, Madison, 2011-present.....Mt. Lebanon, Pa.**
 *** Cashman, Molly, 1977-80.....Hopkins, Minn.
 * Christiansen, Alena, 2008-10.....Fort Lauderdale, Fla.
 *** Conboy, Missy, 1978-82.....Columbia, Mo.
 Conlisk, Beth, 1977-78.....Darlington, Md.
 Crowe, Janice, 1979-82.....Deerfield Beach, Fla.
 * Cummings, Carola, 1977-79.....Worcester, Mass.
 Curless, Laura, 1980-81.....Blanchester, Ohio



KRIISSI DAVIS
Awarded the Byron V. Kanaley Award in 1991. It is presented to the senior athlete who is most exemplary as a student and leader.

- *** D'Amico, Melissa, 2004-08.....Manorville, N.Y.
 *** Davis, Krissi, 1987-91.....Noblesville, Ind.
 *** Diggins, Skylar, 2009-present.....South Bend, Ind.
 *** Dougherty, Laura, 1981-85.....Hillsdale, N.J.
 *** Duffy, Megan, 2002-06.....Dayton, Ohio
 *** Dunbar, Imani, 1997-01.....San Angelo, Texas



LYNN EBBEN
Notre Dame's third-leading scorer (7.4 ppg.) during the 1985-86 season.

- *** Ebben, Lynn, 1982-86.....Mendham, N.J.
 ** Elliott, Carol, 1986-89.....Grand Junction, Colo.
 ** Emigholz, Cathy, 1986-89.....Staten Island, N.Y.
 *** Erwin, Crystal, 2003-07.....Rancho Cucamonga, Calif.



STACY FIELDS
Started 34 of the 84 games she played from 1992-96.

- *** Fields, Stacy, 1992-96.....North St. Paul, Minn.
 ** Fitzgerald, Deb, 1988-92.....Watertown, Wis.
 *** Flecky, Katy, 2001-04.....Lone Tree, Colo.
 Forbes, Mary Joan, 1980-81.....Raleigh, N.C.
 * Fort, Mary, 2010-11.....Altoona, Pa.



MARY GAVIN
Ranks as Notre Dame's career leader in assists (778) and assists per game (7.0).

- *** Gaines, Tulyah, 2004-08.....North Las Vegas, Nev.
 *** Gaither, Katryna, 1993-97.....Mt. Vernon, N.Y.
 Garrison, Kim, 1986-87.....Mill Creek, Wash.
 Garske, Julie, 1986-87.....Amherst, Wis.
 *** Gavin, Mary, 1984-88.....North Wildwood, N.J.
 * Gomez, Audrey, 1991-93.....Keyport, N.J.
 * Gossard, Heather, 1994-96.....Carmel, Ind.
 Grady, Christy, 1996-97.....Lodi, Calif.
 *** Gray, Breona, 2003-07.....Las Vegas, Nev.
 *** Green, Danielle, 1995-00.....Chicago, Ill.



JULIE HENDERSON
Served as a captain on the 1999-00 team. She ranks among Notre Dame's all-time leaders in career games played (130).

- *** Haney, Ericka, 1998-02.....Toledo, Ohio
 *** Haysbert, Comalita, 1988-92.....Baltimore, Md.
 *** Heath, Kelly, 1994-96.....Lafayette, Ind.
 *** Henderson, Julie, 1996-00.....Ann Arbor, Mich.
 *** Hensley, Debbie, 1980-83.....Oklahoma City, Okla.
 *** Hernandez, Monique, 1999-02, 2004.....Rio Rancho, N.M.
 *** Hicks, Kelly, 1977-80.....Bandera, Texas
 * Hills, Sherista, 1998-99.....Tampa, Fla.
 *** Holloway, Whitney, 2011-present.....Plainfield, Ill.
 *** Hutchinson, Kari, 1994-98.....Nine Mile Falls, Wash.



NIELE IVEY
Co-captain and the starting point guard in Notre Dame's 2001 NCAA championship season. She also received the '01 Frances Pomeroy Naismith Award, played five years in WNBA and is in her sixth year as an assistant coach for the Irish.

- *** Ivey, Niele, 1996-01.....St. Louis, Mo.



KATURA "TOOTIE" JONES
A 29-game starter during the 1993-94 season when she averaged 10.0 points and 5.8 rebounds.

- Jergesen, Jane, 1979-80.....Havre, Mont.
 *** Jones, Katura "Tootie", 1990-94.....Moore, Okla.
 *** Jordan, Adrienne, 1994-97.....Columbus, Ohio
 *** Joyce, Jeneka, 2000-04.....Topeka, Kan.



KRISTIN KNAPP
Played on Notre Dame's 1993-94 team which earned the school's second NCAA Tournament bid; now an assistant coach at West Texas A&M.

- *** Kaiser, Ruth, 1981-85.....Tempe, Ariz.
 *** Keys, Treva, 1982-86.....Marion, Ind.
 * Klauke, Jenny, 1980-84.....Glenview, Ill.
 *** Knapp, Kristin, 1990-94.....Santa Barbara, Calif.
 *** Krause, Jill, 2001-03.....Glenview, Ill.
 *** Kuhn, Lisa, 1985-90.....Fort Walton Beach, Fla.



SARA LIEBSCHER

One of only three Irish players to record a triple-double, pulling off that feat against Detroit in 1990. Sara now is Director of Athletics Advancement at Notre Dame.

- ** Lally, Carol, 1977-79..... Sharon, Pa.
- **** Lally, Maggie, 1977-81..... Sharon, Pa.
- **** LaVere, Courtney, 2002-06..... Ventura, Calif.
- **** Layden, Jenny, 1992-94..... LaGrange Park, Ill.
- **** Leahy, Meaghan, 1997-01..... Wilbraham, Mass.
- **** Leary, Kara, 1990-94..... Nashua, N.H.
- **** Lechliner, Melissa, 2006-10..... Mishawaka, Ind.
- **** Leffers, Mary, 1997-98..... Tampa, Fla.
- **** Lew, Kathy, 1977-78..... Milwaukee, Wis.
- **** Liebscher, Sara, 1987-91..... Davenport, Iowa
- ** Liebscher, Sheila, 1979-81..... Davenport, Iowa



SHARI MATVEY

The first Notre Dame women's basketball player to reach the 1,000-point plateau. She also set the Irish freshman scoring record with 529 points in 1979-80.

- * Mahoney, Molly, 1986-87..... South Bend, Ind.
- **** Mallory, Brittany, 2007-12..... Baltimore, Md.
- ** Marciniak, Michelle, 1991-92..... Allentown, Pa.
- **** Matvey, Shari, 1979-83..... Youngstown, Ohio
- **** Mauch, Ellen, 1987..... Mineral Wells, Texas
- ** McBride, Kayla, 2010-present..... Erie, Pa.
- * McLean, Martha, 1978-79..... Romeo, Mich.
- **** McManus, Ticia, 1978-81..... Oak Ridge, Tenn.
- **** McMillen, Sheila, 1995-99..... Rochester, Ind.
- ** Meagher, Marge, 1977-78..... Larchmont, N.Y.
- ** Meyer, Pat, 1977-79..... North Babylon, N.Y.
- **** Miller, Fraderica, 2008-12..... Atlanta, Ga.
- **** Monagle, Janice, 1981-83..... Brooklawn, N.J.
- **** Morgan, Beth, 1993-97..... Bloomington, Ind.
- ** Morrison, Beth, 1984-87..... St. Louis, Mo.
- ** Mullins, Theresa, 1980-84..... Wilmington, Del.
- ** Murphy, Byrne, 1977-78..... Cos Cob, Conn.



MARGARET NOWLIN

MVP of the 1992 Midwestern Collegiate Conference Tournament, helping the Irish earned their first-ever NCAA Tournament berth.

- **** Nelligan, Maureen, 1988-89..... St. Joseph, Mich.
- * Neville, Susan, 1981-82..... Decatur, Ala.
- **** Newman, Dava, 1983-84..... Davis, Calif.
- **** Novosel, Natalie, 2008-12..... Lexington, Ky.
- **** Nowlin, Margaret, 1988-92..... St. Paul, Minn.



SHERRI ORLOSKY

Four-year monogram winner from 1990-94, played on Notre Dame's first two NCAA Tournament teams (1992 and 1994).

- * O'Brien, Patti, 1978-80..... Fairview Heights, Ill.
- * O'Haren, Michelle, 1977-78..... Marietta, Ga.
- * O'Malley, Dara, 1980-81..... Three Rivers, Mich.
- **** Orlosky, Sherri, 1990-94..... Columbia, Md.



CAREY POOR

Two-time Irish captain from 1994-96. She was a member of the '95-'96 team that became the first in the program's history to advance to the second round of the NCAA Tournament.

- **** Peirick, Mollie, 1994-98..... Eureka, Mo.
- **** Peters, Devereaux, 2007-12..... Chicago, Ill.
- *** Politiski, Jane, 1977-80..... Wahpeton, N.D.
- **** Poor, Carey, 1992-96..... Celina, Ohio
- ** Powers, Susie, 2003-05..... Centennial, Colo.



RUTH RILEY

The only player in school history to register 2,000 points and 1,000 rebounds in her career. In addition to the 2001 NCAA title at Notre Dame, she has been a part of two WNBA championship teams with the Detroit Shock (2003, 2006) and also won a gold medal with the 2004 U.S. Olympic Team.

- **** Ratay, Alicia, 1999-03..... Lake Zurich, Ill.
- **** Riley, Ruth, 1997-01..... Macy, Ind.
- **** Robillard, Regina, 1977-78..... Newport, R.I.
- **** Robinson, Karen, 1987-91..... Tummersville, N.J.
- **** Rooney, Carrie, 1977-78..... Basking Ridge, N.J.
- **** Rupe, Majenica, 1988-93..... Big Rapids, Mich.
- * Ryan, Molly, 1980-81..... Springfield, Ill.



MARY BETH SCHUETH

One of seven players to average in double figures in scoring in each of her four seasons at Notre Dame.

- **** Schlaff, Janet, 1978-79..... Lincoln Park, Mich.
- **** Schrader, Lindsay, 2005-10..... Bartlett, Ill.
- **** Schueth, Mary Beth, 1981-85..... Indianapolis, Ind.
- **** Schwartz, Annie, 1986-89..... Ann Arbor, Mich.
- **** Severe, Le'Tania, 2000-04..... Pembroke Pines, Fla.
- **** Siemon, Kelley, 1997-01..... Edina, Minn.
- **** Skiersz, Mickey, 1983-85..... Westlake Village, Calif.
- **** Smith, Ann, 1977-78..... Middletown, Ohio
- * Smith, Chandra, 2005-06..... Stone Mountain, Ga.
- * Smith, Dionne, 1989-93..... Indianapolis, Ind.
- **** Smith, Theresa, 1980-81..... West Islip, N.Y.
- * Solomon, Erica, 2008-10..... Charleston, W.Va.
- **** Sullivan, Eunice, 1977-78..... Evanston, Ill.
- **** Swanson, Karen, 1999-03..... Westlake, Ohio



DIONDRA TONEY

Averaged a career-best 10.2 ppg. during both her sophomore and junior seasons.

- ** Thompson, Vonnice, 1983-85..... Saginaw, Mich.
- **** Toney, Diondra, 1985-89..... Chicago, Ill.
- **** Tranel, Jenni, 1988-89..... Billings, Mont.
- **** Trezza, Christine, 2005-06..... Staten Island, N.Y.
- **** Tsipis, Amanda, 2004-08..... Perry, Ohio
- **** Turner, Kaila, 2009-present..... Joliet, Ill.



COQUESE WASHINGTON

Former Fighting Irish associate head coach and current Penn State head coach who led the team in steals from 1989-93 and ranks second in school history with 307 career thefts.

- **** Washington, Coquese, 1989-93..... Flint, Mich.
- * Watson, Kellie, 2008-09..... Ionia, Mich.
- * Weese, Anne, 2002-04..... Salina, Kan.
- * Wicks, Kelsey, 2001-03..... Gillette, Wyo.
- **** Williamson, Erica, 2006-10..... Charlotte, N.C.
- * Willis, Lavetta, 1984-87..... Wayne, Mich.
- * Wright, Markisha, 2011-present..... Des Moines, Iowa

Current players listed in **boldface**
Class years listed by fall of first year through spring of last year



Sharpshooting guard Jeneka Joyce was the first player ever to wear No. 5 for the Irish, sporting that number from 2000-04.

00

Ruth Riley (1997-01)

1

Tulyah Gaines (2004-08)
Erica Solomon (2008-10)

2

Charel Allen (2004-08)
Veronica Badway (2010-11)

3

Kristin Knapp (1990-94)
Mollie Peirick (1994-98)
Ericka Haney (1998-02)
Susie Powers (2003-05)
Whitney Holloway (2011-present)

4

Audrey Gomez (1992-93)
Le Tania Severe (2000-04)
Skylar Diggins (2009-present)

5

Jeneka Joyce (2000-04)
Madison Cable (2011-12)

10

Beth Conlink (1977-78)
Maggie Lally (1978-81)
Janice Monagle (1981-83)

Dava Newman (1983-84)
Mary Gavin (1984-88)
Maureen Nelligan (1988-89)
Kara Leary (1990-94)
Adrienne Jordan (1994-97)
Jill Krause (2001-03)
Kellie Watson (2008-09)

11

Carol Lally (1977-79)
Tricia McManus (1980-81)
Cathy O'Brien (1982-83)
Mickey Skiersz (1983-85)
Cathy Emigholz (1986-87)
Sara Liebscher (1987-91)
Audrey Gomez (1991-92)
Jeannine Augustin (1993-97)
Sherisha Hills (1998-99)
Karen Swanson (1999-03)
Amanda Tsipis (2004-08)
Natalie Achonwa (2010-present)

12

Eunice Sullivan (1977-78)
Molly Cashman (1978-79)
Tricia McManus (1979-80)
Kara O'Malley (1980-81)
Lynn Ebben (1982-86)
Carol Elliot (1988-89)
Dionne Smith (1991-92)
Katryna Gaither (1993-97)
Danielle Green (1997-00)
Teresa Borton (2001-05)
Fraderica Miller (2008-12)

13

Michelle O'Haren (1977-78)
Missy Conboy (1978-82)
Trena Keys (1982-86)
Danielle Green (1995-96)
Megan Duffy (2002-06)

14

Carola Cummings (1977-79)
Sheila Liebscher (1979-81)
Vonnice Thompson (1983-84)
Lisa Kuhns (1985-90)
Devereaux Peters (2007-12)

15

Renee Antolik (1978-80)
Molly Ryan (1980-81)
Lisa Brown (1982-84)
Carol Elliot (1986-88)
Dionne Smith (1992-93)
Kaila Turner (2009-present)

20

Byrne Murphy (1977-78)
Kelly Hicks (1978-80)
Laura Curliss (1980-81)
Mary Beth Schueth (1981-85)
Molly Mahoney (1986-87)
Karen Robinson (1987-91)
Sheila McMillen (1995-99)
Ashley Barlow (2006-10)

21

Ann Smith (1977-78)
Janey Schlaff (1978-79)
Molly Cashman (1979-80)
Debbi Hensley (1981-83)
Diondra Toney (1985-89)
Coquese Washington (1989-93)
Beth Morgan (1993-97)
Jacqueline Batteast (2001-05)
Chandrica Smith (2005-06)
Natalie Novosel (2008-12)
Kayla McBride (2012-present)

22

Carrie Rooney (1977-78)
Patricia O'Brien (1978-79)
Shari Matvey (1980-83)
Mary Borkowski (1983-84)
Kathy Brommeland (1984-87)
Comalita Haysbert (1988-89)
Sherri Orlosky (1990-94)
Heather Gossard (1994-95)
Alicia Ratay (1999-03)
Brittany Mallory (2007-12)
Madison Cable (2012-present)

23

Kelly Hicks (1977-78)
Tricia McManus (1978-79)
Theresa Smith (1980-81)
Laura Dougherty (1981-85)
Comalita Haysbert (1989-91)
Michelle Marciniak (1991-92)
Stacy Fields (1992-96)
Niele Ivey (1996-97)
Monique Hernandez (1999-02, 2004)
Melissa Lechlitner (2006-10)
Kayla McBride (2010-12)
Michaela Mabrey (2012-present)

24

Pat Meyer (1977-79)
Janice Crowe (1979-80)
Theresa Mullins (1980-84)
Kathy Barron (1984-88)
Deb Fitzgerald (1988-89)
Andrea Alexander (1990-94)

Kelsey Wicks (2001-03)
 Lindsay Schrader (2005-10)
Hannah Huffman (2012-present)

25

Marge Meagher (1977-78)
 Ruth Kaiser (1981-85)
 Deb Fitzgerald (1989-92)
 Jenny Layden (1992-94)
 Christy Grady (1996-97)

30

Kathy Lew (1977-78)
 Martha McLean (1978-79)
 Janice Crowe (1980-81)
 Lavetta Willis (1983-87)
 Cathy Emigholz (1987-89)
 Dionne Smith (1989-90)

31

Cynthia Battel (1978-79)
 Patti O'Brien (1979-80)
 Debbi Hensley (1980-81)
 Letitia Bowen (1991-95)
 Amanda Barksdale (1999-02)
 Danielle Ben-Tsulun (2006-07)

32

Jane Politiski (1977-78, 1979-80)
 Jenny Klauke (1980-84)
 Vonnie Thompson (1984-85)
 Comalita Haysbert (1991-92)
 Susan Atchinson (1992-94)
 Julie Henderson (1996-00)
 Breona Gray (2003-07)
 Becca Bruszewski (2007-11)

33

Shari Matvey (1979-80)
 Denise Basford (1982-86)
 Annie Schwartz (1986-90)
 Majenica Rupe (1990-93)
 Rosanne Bohman (1993-97)
 Niele Ivey (1997-01)
 Katy Flecky (2001-04)
 Melissa D'Amico (2004-08)

34

Jane Politiski (1978-79)
 Janice Crowe (1981-82)
 Julie Garske (1986-87)
 Majenica Rupe (1989-90)
 Kelly Heath (1994-95)
 Heather Gossard (1995-96)
 Crystal Erwin (2003-07)
Markisha Wright (2011-present)

35

Kelly Heath (1994-95)
 Mary Leffers (1997-98)

40

Regina Robillard (1977-78)
 Carey Poor (1994-96)
 Diana Braendly (1997-99)

41

Imani Dunbar (1997-01)
 Courtney LaVere (2002-06)
 Mary Forr (2010-11)

42

Molly Cashman (1977-78)
 Carrie Bates (1981-85)
 Krissi Davis (1989-91)
 Carey Poor (1992-94)
 Kari Hutchinson (1994-98)

43

Maggie Lally (1977-78)

44

Heidi Bunek (1985-89)
 Katura "Tootie" Jones (1990-94)
 Meaghan Leahy (1997-01)
 Allison Bustamante (2001-02)
 Anne Weese (2002-04)
 Alena Christiansen (2008-10)
Ariel Braker (2010-present)

45

Diana Braendly (1995-96)

50

Krissi Davis (1987-89)
 Kelley Siemon (1997-01)

52

Sandy Botham (1984-88)
 Margaret Nowlin (1988-92)
 Erica Williamson (2006-10)

55

Beth Morrison (1984-87)
 Jenni Tranel (1988-89)

*Current players listed in **boldface**
 Class years listed by fall of first year through spring
 of last year*

ALL-TIME CAPTAINS

1977-78	Carol Lally, Marge Meagher
1978-79	Molly Cashman, Carol Lally
1979-80	Molly Cashman, Jane Politiski
1980-81	Maggie Lally
1981-82	Missy Conboy
1982-83	Debbi Hensley, Theresa Mullins
1983-84	Theresa Mullins, Mary Beth Schueth
1984-85	Laura Dougherty, Mary Beth Schueth
1985-86	Lynn Ebben, Trena Keys
1986-87	game captains
1987-88	Sandy Botham, Kathy Brown, Mary Gavin
1988-89	Heidi Bunek, Lisa Kuhns
1989-90	Lisa Kuhns, Karen Robinson
1990-91	Krissi Davis, Sara Liebscher, Karen Robinson
1991-92	Margaret Nowlin Coquese Washington
1992-93	Kara Leary, Coquese Washington
1993-94	Letitia Bowen, Kara Leary
1994-95	Letitia Bowen, Carey Poor
1995-96	Beth Morgan, Carey Poor
1996-97	Jeannine Augustin, Beth Morgan, Mollie Peirick
1997-98	Sheila McMillen, Mollie Peirick
1998-99	Sheila McMillen
1999-00	Julie Henderson, Niele Ivey
2000-01	Niele Ivey, Ruth Riley
2001-02	Ericka Haney
2002-03	Alicia Ratay, Le'Tania Severe
2003-04	Le'Tania Severe
2004-05	Jacqueline Bateast, Teresa Borton, Megan Duffy
2005-06	Megan Duffy, Courtney LaVere
2006-07	Tulyah Gaines, Breona Gray
2007-08	Charel Allen, Tulyah Gaines, Amanda Tsipis
2008-09	Ashley Barlow, Melissa Lechlitrer, Lindsay Schrader
2009-10	Ashley Barlow, Melissa Lechlitrer, Lindsay Schrader
2010-11	Becca Bruszewski, Brittany Mallory
2011-12	Brittany Mallory, Natalie Novosel, Devereaux Peters
2012-13	Skylar Diggins, Kaila Turner

Year-By-Year Results



Members of the 1978-79 team included Maggie Lally (#10), Cynthia Battel (#31), Janet Schlaff (#21), Renee Antolik (#15), Molly Cashman (#12) and Carola Cummings (#14).

1977-78 (13-4)

Coach: Sharon Petro

Captains: Carol Lally, Marge Meagher

Home: 5-1, Away: 6-2, Neutral: 2-1

Dec. 3	Valparaiso	W	48-41	H
6	St. Joseph's (Ind.)	W	79-67	A
Jan. 18	Purdue-Calumet	W	50-46	A
24	IPFW	W	68-39	H
31	Grace	W	68-25	H
Feb. 3	Marquette	L	41-66	A
6	Saint Mary's (Ind.)	W	61-51	H
9	Manchester	W	74-49	A
11	Northern Illinois	L	58-65	H
13	Goshen	W	62-57	A
15	Indiana Tech	W	69-51	A
18	Marion	W	62-50	H
20	Saint Mary's (Ind.)	W	69-59	A
24	Huntington *	W	62-52	N
25	St. Francis (Ind.) *	W	61-45	N
Mar. 4	Vincennes #	L	69-73	N
5	St. Joseph's (Ind.) #	L	64-65	A

* - North District Tournament at Rensselaer, Ind.; # - IAAIW Tournament at Rensselaer, Ind.

1978-79 (16-6)

Coach: Sharon Petro

Captains: Molly Cashman, Carol Lally

Home: 5-0, Away: 5-5, Neutral: 6-1

Nov. 1	Clark	W	81-51	H
6	Illinois	L	60-81	A
Dec. 1	Valparaiso	W	57-43	A
9	Huntington *	W	74-66	A
9	Valparaiso *	W	66-52	N
11	Saint Mary's (Ind.)	W	71-54	H
Jan. 12	Northern Illinois #	W	62-60	A
12	Upper Iowa #	W	71-49	N
13	Chicago State #	W	78-55	N
20	Michigan	L	66-93	A
22	Valparaiso	W	57-43	H
24	IPFW	W	49-41	A
27	Saint Mary's (Ind.)	W	70-43	A
30	DePaul	L	53-82	A
Feb. 3	Marquette	W	60-57	H

10	Goshen	W	68-64	H
13	St. Joseph's (Ind.)	L	62-67	A
16	Marion	L	63-65	A
22	Valparaiso %	W	52-49	N
23	Saint Mary's (Ind.) %	W	61-49	N
24	Rensselaer (Ind.) %	W (ot)	70-69	N
Mar. 3	Franklin @	L	64-69	N

* - Huntington Tournament at Huntington, Ind.; # - Northern Illinois Tournament at DeKalb, Ill.; % - North District Tournament at Rensselaer, Ind. (St. Joseph's); @ - IAAIW Tournament at Terre Haute, Ind.

1979-80 (20-10)

Coach: Sharon Petro

Captains: Molly Cashman, Jane Politiski

Home: 5-4, Away: 6-3, Neutral: 9-3

Nov. 30	Marion *	W	68-60	N
Dec. 1	Cedarville *	W	73-60	N
4	Saint Mary's (Ind.)	W	81-45	A
8	Michigan	L (ot)	60-66	H
Jan. 11	SIU-Edwardsville #	W	65-51	N
11	Chicago State #	W	68-61	N
12	Northeast Missouri State #	L	43-77	N
14	South Dakota	L	61-76	A
16	St. Joseph's (Ind.)	W	72-64	H
18	St. Ambrose	W	54-52	H
20	Saint Louis	L	49-65	H
22	Valparaiso	W	65-55	A
24	Chicago	W	70-61	A
26	Mount St. Joseph	W	78-76	H
30	Saint Mary's (Ind.)	W	73-56	H
Feb. 2	Marquette	L	46-67	H
7	Purdue-Calumet	W	79-38	H
9	Goshen	W	52-49	A
12	Huntington	W	70-64	A
15	Marion	L	61-62	H
19	Illinois-Chicago	L	59-71	A
23	Grace %	W	61-45	N
23	Goshen %	W	61-54	N
29	Huntington @	W	52-46	N
Mar. 1	Goshen @	W	80-66	N
6	Greenville !	W	55-51	N
7	Adrian !	L	59-73	N

8	Spring Arbor !	L	56-61	N
12	Pacific Lutheran \$	W	57-48	A
15	Wisconsin-La Crosse \$	L	57-80	A

* - Taylor Invitational at Upland, Ind.; # - Huskie Invitational at DeKalb, Ill.; % - North District Tournament at Angola, Ind.; @ - Indiana Division III State Tournament at Notre Dame, Ind. (Saint Mary's); ! - AIAIW Midwest Regional at Upland, Ind.; \$ - AIAIW National Tournament

1980-81 (10-18)

Coach: Mary DiStanislaio

Captain: Maggie Lally

Home: 6-7, Away: 1-6, Neutral: 3-5

Nov. 22	South Dakota	L	60-67	H
Dec. 1	Butler	L	51-60	H
6	Concordia	W	82-51	H
8	Saint Mary's (Ind.)	W	71-52	H
11	St. Francis (Ill.)	L	54-57	H
19	Iona *	W	69-65	N
20	Delaware *	L	56-70	N
Jan. 4	Davidson #	W	85-37	N
6	Villanova	L	57-70	A
10	Marquette	L	55-62	A
14	Taylor	W	77-71	H
17	Miami (Ohio)	L	53-93	H
18	Illinois-Chicago	L	61-78	H
22	Valparaiso	W	57-48	H
28	Saint Mary's (Ind.)	W	59-44	A
31	South Carolina (15)	L	48-124	H
Feb. 5	Goshen	W	86-44	H
7	St. Ambrose	W	56-49	H
11	Ball State	L	61-79	A
17	St. Joseph's (Ind.)	L	64-84	A
20	Michigan	L	65-96	A
22	Virginia (17)	L	40-68	N
26	Michigan State	L	45-76	A
28	Illinois	L	53-88	H
Mar. 6	Ball State @	L	69-76	N
20	Alaska-Anchorage !	W	59-58	N
21	San Diego State !	L	34-71	N
22	Hawaii !	L	55-61	N

* - Penn Holiday Tournament at Philadelphia, Pa.; # - game played at Charlotte, N.C.; @ - AIAIW State Tournament at Bloomington, Ind.; ! - Northern Lights Tournament at Anchorage, Alaska

NOTE: First season as Division I program

1981-82 (16-9)

Coach: Mary DiStanislaio

Captain: Missy Conboy

Home: 9-4, Away: 4-4, Neutral: 3-1

Dec. 2	St. Joseph's (Ind.)	W	78-44	H
5	UCLA (8)	L	45-50	H
8	Saint Mary's (Ind.)	W	92-29	H
10	Butler	L	58-67	A
12	Northern Illinois	W	67-52	H
18	Pennsylvania *	W	62-47	A
19	Mount St. Mary's *	L	44-57	N
Jan. 2	Missouri	W	60-53	N
9	Creighton %	W	69-48	N
10	Marquette %	W	50-36	N
13	St. Francis (Ill.)	W	61-57	A
17	SMU	W	76-60	H
21	Valparaiso	W	84-27	A
24	Michigan	W	71-48	H
28	Ball State	W	60-57	H
30	Marquette	W	60-43	H
Feb. 5	Mount St. Joseph	W	70-54	A
6	Miami (Ohio)	L	61-65	A

10	Taylor	W	79-41	H
13	Cincinnati	W	67-58	H
16	Illinois	L	53-83	A
20	South Carolina (15)	L	54-76	A
25	Nebraska	L (2ot)	88-98	H
27	DePaul	L	55-60	H
Mar. 6	Michigan State	L	59-68	H

* - Penn Holiday Classic at Philadelphia, Pa.; % - Saint Catherine's Tournament at Minneapolis, Minn.

1982-83 (20-7)

Coach: Mary DiStanislaio

Captains: Debbi Hensley, Theresa Mullins

Home: 11-2, Away: 9-3, Neutral: 0-2

Nov. 26	UCLA *	L	54-82	N
27	Rutgers (14) *	L	74-81	N
Dec. 2	Butler	W	80-73	H
4	St. Francis (Ill.)	W	86-42	H
8	Western Michigan	W	68-62	A
10	Miami (Ohio)	W	64-59	H
12	Michigan	W	62-58	A
15	Eastern Michigan	W	75-58	H
30	East Carolina	W	52-50	H
Jan. 3	Villanova	W	72-68	A
6	Georgetown	W	78-68	A
8	Maryland (3)	L	62-84	A
13	Augustana	W	87-66	H
16	Alabama	L	56-71	H
21	Detroit	W	78-61	A
23	Illinois-Chicago	W	88-61	A
27	Arizona State (14)	L	57-82	A
30	UCLA (16)	L	53-84	A
Feb. 4	Loyola (Ill.)	W	80-61	H
6	Iowa State	W	69-58	H
11	Louisiana Tech	L	39-81	H
18	Bradley	W	68-57	A
19	Illinois State	W	48-47	A
25	Marquette	W	74-50	A
27	DePaul	W	52-50	A
Mar. 6	Dayton	W (ot)	68-64	H
9	Indiana	W (ot)	63-61	H

* - Orange Crush Classic at Chicago, Ill.

1983-84 (14-14, 6-4 NORTH STAR)


Coach: Mary DiStanislaio

Captains: Theresa Mullins,

Mary Beth Schueth

Home: 9-5, Away: 5-8, Neutral: 0-1

Nov. 22	Marquette	W	96-63	H
25	Tennessee *	L	56-71	H
26	Maryland (8) *	L	57-75	H
Dec. 3	UCLA	W	70-61	H
7	Northwestern	L	74-78	A
9	Michigan	W	66-50	H
14	Western Michigan	W	75-54	H
21	Central Michigan	L	69-72	H
29	Old Dominion (10) #	L	57-71	N
30	Boston College #	L	55-59	A
Jan. 5	East Carolina	W	66-50	A
7	Xavier	W	85-68	A
12	Louisiana Tech (1)	L	56-83	A
15	SMU	L	63-64	A
18	Loyola (Ill.)	L	56-59	H
21	DePaul	L	46-62	A
27	Evansville	W	77-56	H
30	DePaul	W	78-62	H
Feb. 3	Michigan State	L	72-73	A
8	Illinois State	L	59-61	H
11	Villanova	W	85-79	H
14	Detroit	W	72-67	H



Shari Matvey became the first player in Notre Dame history to score 1,000 career points, reaching that milestone with 11 points in a win over Missouri on Jan. 2, 1982.

18	Detroit	L	80-85	A
25	Xavier	W	91-77	H
27	Illinois-Chicago	W	77-58	A
Mar. 3	Dayton	W	63-57	A
8	Loyola (Ill.)	L	53-64	A
10	Evansville	W	80-68	A

* - Notre Dame Thanksgiving Classic at Notre Dame, Ind.;

- Nike Christmas Classic at Chestnut Hill, Mass.

1984-85 (20-8, 13-1 NORTH STAR)

Coach: Mary DiStanislaio

Captains: Laura Dougherty,

Mary Beth Schueth

Home: 11-1, Away: 9-6, Neutral: 0-1

Nov. 24	Tennessee (14)	L	57-62	A
26	Purdue	L	59-62	H
30	Eastern Michigan	W	70-59	A
Dec. 2	Michigan	L	64-75	A
5	Western Michigan	W	76-46	H
8	Georgetown	W	72-49	H
12	Northern Illinois	W	71-60	A
20	Michigan State	W	71-59	H
30	UCLA	L	51-78	A
Jan. 2	USC	L	53-69	N
6	LaSalle	L	66-71	A
9	Maryland	W	49-40	A
14	Illinois-Chicago	W	70-49	H
19	Detroit	W	76-62	A
27	DePaul	L	64-72	A
30	Butler	W	79-40	A
Feb. 1	Evansville	W	74-53	H
5	Dayton	W	81-66	A
9	Xavier	W	107-61	H
13	Alabama	L	62-67	A
17	Detroit	W	66-53	H
20	Loyola (Ill.)	W	84-59	H
24	DePaul	W	88-57	H
26	Loyola (Ill.)	W	64-63	A
28	Butler	W	99-36	H

Mar. 3	Evansville	W	72-70	A
6	Dayton	W	72-57	H
9	Xavier	W	78-50	A

1985-86 (23-8, 13-1 NORTH STAR)

Coach: Mary DiStanislaio

Captains: Lynn Ebben, Trena Keys

Home: 9-4, Away: 11-2, Neutral: 3-2

Nov. 30	Purdue	L	54-71	A
Dec. 2	Western Michigan	W	94-65	A
5	Michigan	W	76-71	H
9	Tennessee (11)	L	63-71	H
13	Marquette	W	90-46	A
15	Northern Illinois	W	88-65	H
21	UCLA	L	67-73	H
Jan. 3	James Madison *	L	51-53	N
4	Southwest Texas State *	W	68-43	N
5	Miami *	W	59-53	A
9	Rutgers (18)	L	61-69	A
13	Marquette	W	75-42	H
17	Detroit	W	72-58	H
19	Boston University	L	72-74	H
23	Loyola (Ill.)	W	75-54	H
26	DePaul	W	55-53	H
29	Butler	W	91-40	A
Feb. 2	Evansville	W	76-55	A
5	Dayton	L	58-61	H
8	Xavier	W	104-57	H
10	Illinois-Chicago	W	67-42	A
15	Detroit	W	67-56	A
21	Loyola (Ill.)	W	79-67	A
23	DePaul	W	73-58	A
26	Butler	W	77-48	H
28	Evansville	W	73-57	H
Mar. 6	Xavier	W	76-43	A
8	Dayton	W	66-62	A
20	U.S. International #	W	86-61	N
21	Idaho #	L (ot)	65-67	N
22	Duke #	W	74-67	N

* - Burger King Classic at Coral Gables, Fla.; # - NWIT at Amarillo, Texas

Year-By-Year Results



Sandy Botham was a first-team all-North Star Conference selection as a sophomore in 1985-86 after ranking sixth in the nation with a .639 field goal percentage.



Annie Schwartz averaged 9.1 points and 4.7 rebounds per game as a freshman in 1986-87. She made 19 starts in the 27 games she played.



Diondra Toney was one of three Irish players who scored in double figures during the 1987-88 season, as she averaged 10.1 points per game.

1986-87 (12-15, 4-2 NORTH STAR)

Coach: Mary DiStanislaio

Captains: Game Captains

Home: 7-6, Away: 5-6, Neutral: 0-3

Nov. 29	Rutgers (6)	L	50-71	H
Dec. 5	Texas (1) *	L	59-84	A
6	Colorado *	L	53-76	N
9	Indiana	L	71-80	H
13	Loyola (Ill.)	W	65-62	H
20	St. Ambrose	W	66-50	H
30	Oklahoma #	L	54-57	N
31	Montana #	L	48-50	N
Jan. 3	Loyola Marymount	W	78-40	A
5	UCLA	L (ot)	65-67	A
10	Maryland (20)	L	48-69	H
13	Northern Illinois	L	71-81	A
18	DePaul	L	68-80	H
20	Cleveland State	W	85-68	H
24	Saint Joseph's (Pa.)	L	57-71	A
28	Dayton	L	54-55	H
31	Marquette	W	95-60	H
Feb. 3	Western Michigan	W	65-58	H
7	Miami	L	61-62	H
11	Detroit	L	86-94	A
14	Tennessee (7)	L	55-90	A
18	Illinois-Chicago	W	90-53	H
21	DePaul	W	53-44	A
24	Northern Illinois	W	82-66	H
28	Marquette	W	77-53	A
Mar. 1	Wisconsin	W	80-70	A
7	Dayton	W	59-48	A

* - Texas Classic at Austin, Texas; # - Seattle Times Classic at Seattle, Wash.

1987-88 20-8, 7-3 NORTH STAR

Coach: Muffet McGraw

Captains: Kathy Barron, Sandy Botham,

Mary Gavin

Home: 9-2, Away: 9-6, Neutral: 2-0

Nov. 28	Loyola (Ill.)	W	67-61	A
30	Northwestern	W	69-49	H
Dec. 4	Wisconsin-Green Bay *	L	65-69	A
5	BYU *	W	81-69	N

9	Oakland	W	100-51	H
12	St. Ambrose	W	86-73	H
19	Valparaiso	W	93-60	H
21	Indiana	L	59-62	A
28	Fairfield #	W	75-62	N
29	Villanova #	L	55-56	A
Jan. 4	Virginia (7)	L	59-79	A
7	Miami (Fla.)	W	83-68	A
14	Northern Illinois	W	89-66	H
16	Syracuse	W	81-64	H
20	DePaul	L	77-80	A
24	Michigan State	W	57-55	A
26	Marquette	W	88-51	H
Feb. 3	Tennessee (4)	L	71-91	H
6	Duke (17)	W	78-66	A
11	Detroit	W	79-51	H
13	Dayton	W	60-58	H
17	Cleveland State	W	87-69	A
20	Marquette	W	79-69	A
25	Valparaiso	W	91-56	A
28	DePaul	L	68-69	H
Mar. 2	Illinois-Chicago	W	79-50	A
9	Northern Illinois	L	74-95	A
12	Dayton	W	77-64	A

* - Phoenix Classic at Green Bay, Wis.; # - Wildcat Tournament at Villanova, Pa.

1988-89 (21-11, 12-2 MCC)

Coach: Muffet McGraw

Captains: Heidi Bunek, Lisa Kuhns

Home: 10-1, Away: 6-6, Neutral: 5-4

Nov. 29	Northwestern	W	75-63	A
Dec. 2	Georgetown *	L	60-70	N
3	Arizona *	W (ot)	85-81	N
7	Marquette	W	70-66	H
19	Toledo	W	77-70	H
29	James Madison #	L	49-65	N
30	Youngstown State #	W	61-50	N
Jan. 3	Indiana	W	56-49	H
8	Vanderbilt	L	64-86	A
10	Old Dominion	L	65-82	H
12	Evansville	W	75-65	A
14	Saint Louis	W	79-54	A
19	Detroit	W	76-67	H

21	Butler	W	61-40	A
24	DePaul	L	62-83	A
26	Xavier	W	66-52	H
28	Dayton	W	72-57	H
Feb. 2	Detroit	W	71-57	A
4	Syracuse	L	56-63	A
9	Evansville	W	71-55	H
11	Saint Louis	W	78-34	H
18	Loyola (Ill.)	L	77-108	A
20	Tennessee (2/2)	L	43-98	A
23	Dayton	L	55-67	H
25	Xavier	W	69-56	A
Mar. 2	Loyola (Ill.)	W	77-57	H
5	Butler	W	88-65	H
10	Evansville %	W	75-66	N
11	Loyola (Ill.) %	W	75-53	N
23	Toledo @	L	62-85	N
24	DePaul @	L	69-77	N
25	Richmond @	W	51-46	N

* - Investors Women's Classic at Richmond, Va.; # - Saint Joseph's (Pa.) Invitational at Philadelphia, Pa.; % - MCC Tournament at Dayton, Ohio; @ - NWIT at Amarillo, Texas

1989-90 (23-6, 16-0 MCC)

Coach: Muffet McGraw

Captains: Lisa Kuhns, Karen Robinson

Home: 10-3, Away: 11-3, Neutral: 2-0

Nov. 24	Liberty *	W	113-35	N
25	Central Florida *	W	81-61	A
Dec. 3	Tennessee (1/1)	L	54-77	A
6	Indiana	W	75-67	A
9	Marquette	W	87-67	A
13	Michigan State	L	48-64	H
22	UCLA	W	61-60	H
29	Temple	L	61-70	A
Jan. 4	Vanderbilt (20/24)	W	77-63	H
6	Toledo	L	69-70	A
9	Butler	W	74-59	H
12	Old Dominion (21/23)	L	61-62	A
16	Loyola (Ill.)	W	85-72	H
18	Marquette	W	81-64	H
23	Dayton	W	85-60	A
25	Xavier	W	92-59	A
27	DePaul	L	64-71	H



Heidi Bunek, a captain for the Irish in 1988-89, finished her career with a sparkling .604 field goal percentage, averaging 14.5 points per game and tallying 1,202 points, 22nd-best in school history.

Coquese Washington started 15 times as a freshman point guard for the Irish in 1989-90, averaging 6.8 points and 3.9 assists per game.

Margaret Nowlin averaged 11 points and 7.6 rebounds per game in 1990-91, helping Notre Dame win the third of four consecutive Midwestern Collegiate Conference titles.

	29	Evansville	W	79-45	H
Feb.	1	Saint Louis	W	84-50	H
	3	Evansville	W	70-58	A
	6	Loyola (Ill.)	W	75-63	A
	13	Butler	W	59-46	A
	15	Detroit	W	99-58	H
	20	Saint Louis	W	78-48	A
	26	Xavier	W	85-61	H
Mar.	1	Dayton	W	76-47	H
	6	Detroit	W	86-72	A
	9	Dayton #	W	67-59	A
	10	Butler #	W	67-66	N

* - Rotary Classic at Orlando, Fla.; # - MCC Tournament at Dayton, Ohio

1990-91 (23-9, 15-1 MCC)

Coach: Muffet McGraw

Captains: Krissi Davis, Sara Liebscher, Karen Robinson

Home: 11-2, Away: 10-4, Neutral: 2-3

Nov.	26	Evansville	W	83-65	H
	30	UCLA	L	75-89	A
Dec.	2	Stanford (6/6)	L	67-97	A
	6	Indiana	L	76-79	H
	8	Syracuse	W	71-66	H
	13	Texas Christian	W	78-67	H
	21	Marquette	W	109-56	H
	28	Louisiana Tech (11/11) *	W	71-66	N
	29	Saint Joseph's (Pa.) *	W	72-53	A
Jan.	3	(25) Detroit	W	87-53	H
	7	(24) Butler	W	80-64	A
	11	(24/25) DePaul	W	81-66	A
	15	(22/22) Loyola (Ill.)	W	66-55	A
	19	(22/22) Marquette	W	91-73	A
	21	(20/22) Dayton	W	79-49	H
	29	(19/18) Xavier	W	74-50	H
	31	(19/18) Saint Louis	W	97-48	A
Feb.	2	(19/18) Evansville	W	73-56	A
	5	(20/19) Loyola (Ill.)	W	81-61	H
	9	(20/19) Tennessee (5/5)	L	71-88	A
	12	(20/20) Butler	W	94-62	H
	14	(20/20) Detroit	W	87-62	A

	17	(20/20) Miami (Ohio)	L	65-69	H
	19	(22/22) Saint Louis	W	87-47	H
	23	(22/22) Old Dominion	W	70-58	H
	28	(22/22) Dayton	L	76-79	A
Mar.	2	(22/23) Xavier	W	69-53	A
	8	Dayton #	W	81-61	A
	9	Butler #	W	62-52	N
	21	Santa Clara %	L	65-81	N
	22	Louisville %	L	75-80	N
	23	Northern Illinois %	L	82-84	N

* - Texaco-Hawk Classic at Philadelphia, Pa.; # - MCC Tournament at Dayton, Ohio; % - NWIT at Amarillo, Texas

1991-92 (14-17, 8-4 MCC)

Coach: Muffet McGraw

Captains: Margaret Nowlin, Coquese Washington

Home: 7-7, Away: 5-10, Neutral: 2-0

Nov.	22	Penn State (3/3)	L	70-86	H
	24	Stanford (5/7)	L	76-88	H
	27	Marquette	W	83-68	H
Dec.	1	Purdue (11/10)	L	66-80	A
	8	Georgia (NR/24)	L (ot)	86-90	A
	13	Michigan	L	75-86	A
	21	Loyola (Md.)	W	84-49	H
	28	Temple	L	69-80	H
	31	Syracuse	W	81-60	A
Jan.	5	LaSalle	L	65-86	H
	7	Xavier	L	66-69	H
	9	Dayton	W (2ot)	76-70	H
	12	Tennessee (2/3)	L	82-85	H
	15	Louisville	L	53-64	H
	23	Butler	L	63-77	A
	29	Detroit	W	86-70	A
Feb.	1	Loyola (Ill.)	W	78-66	H
	6	Xavier	L	86-104	A
	8	Dayton	L	62-63	A
	11	DePaul	L	49-62	H
	13	Evansville	W	78-62	H
	20	Detroit	W	66-58	H
	22	Butler	W	79-70	H
	24	Evansville	W	79-65	A
	27	Loyola (Ill.)	W	73-66	A

Mar.	2	LSU	L	62-72	A
	7	Old Dominion	L	76-85	A
	12	Dayton *	W	74-55	N
	13	Detroit *	W	85-44	N
	14	Xavier *	W	59-54	A
	18	UCLA #	L	72-93	A

* - MCC Tournament at Cincinnati, Ohio; # - NCAA Tournament (First Round) at Westwood, Calif.

1992-93 (15-12, 11-5 MCC)

Coach: Muffet McGraw

Captains: Kara Leary, Coquese Washington

Home: 8-5, Away: 7-7, Neutral: 0-0

Dec.	1	Marquette	L	62-66	A
	4	Purdue (17)	L	41-74	H
	9	Illinois-Chicago	W	76-71	A
	12	Michigan	W	62-54	H
	19	Loyola (Md.)	W	55-48	A
	21	Georgia (20/20)	L	75-81	H
	30	Georgetown	W (ot)	78-72	H
Jan.	2	LaSalle	L	63-69	A
	4	Tennessee (1/2)	L	48-79	A
	7	Dayton	W	72-60	A
	9	Xavier	W	64-56	A
	14	Detroit	W	80-55	H
	19	Penn State (17/21)	L	66-87	A
	25	DePaul (21)	L	55-71	A
	28	Evansville	L	69-73	A
	30	Butler	L	70-82	A
Feb.	4	LaSalle	W	61-58	H
	6	Duquesne	W	95-67	H
	11	Xavier	L	68-70	H
	13	Dayton	W	92-80	H
	16	Loyola (Ill.)	W	76-50	H
	18	Loyola (Ill.)	W	74-60	A
	20	Detroit	W	68-55	A
Mar.	1	Duquesne	W	91-63	A
	4	Butler	L	69-80	H
	6	Evansville	W	74-62	H
	8	Dayton *	L	74-78	H

* - MCC Tournament at Notre Dame, Ind.

Year-By-Year Results



Sara Liebscher served as a tri-captain on the 1990-91 Notre Dame squad that earned its first-ever Top 25 ranking. The Irish peaked at No. 19 that season and earned a trip to the NWIT.

1993-94 (22-7, 10-2 MCC)

Coach: Muffet McGraw

Captains: Letitia Bowen, Kara Leary

Home: 9-5, Away: 10-2, Neutral: 3-0

Nov.	27	Illinois-Chicago	W	93-50	H
Dec.	1	Marquette	W	90-76	H
	4	Wisconsin *	W	77-55	N
	5	Brown *	W	58-54	A
	8	Purdue (22/22)	L	59-66	A
	11	Seton Hall	L	55-62	H
	19	LSU	W	82-80	H
	21	Temple	W	83-51	H
	30	Georgetown	W	83-62	A
Jan.	2	Old Dominion	L	67-76	A
	4	Dayton	W	63-55	A
	7	Tennessee (1/1)	L	70-105	H
	11	DePaul	W	77-63	H
	15	LaSalle	W	92-73	A
	20	Evansville	W	93-48	H
	22	Butler	L	62-65	H
	27	Xavier	W	72-58	H
	29	Detroit	W	80-67	H
Feb.	5	Loyola (Ill.)	W	81-67	A
	10	Butler	W	82-80	A
	12	Evansville	W	89-62	A
	17	LaSalle	L	75-85	H
	21	Louisville	W	69-54	A
	24	Detroit	W	87-76	A
	26	Xavier	W	72-67	A
Mar.	3	Loyola (Ill.)	W	84-75	H
	6	LaSalle #	W	79-55	N
	8	Xavier #	W	72-63	N
	16	Minnesota %	L	76-81	H

* - Brown PowerBar Tournament at Providence, R.I.; # - MCC Tournament at Indianapolis, Ind.; % - NCAA Tournament (First Round) at Notre Dame, Ind.

1994-95 (21-10, 15-1 MCC)

Coach: Muffet McGraw

Captains: Letitia Bowen, Carey Poor

Home: 9-2, Away: 9-4, Neutral: 3-4

Nov.	26	Seton Hall (25/25)	L (ot)	60-65	A
	30	Purdue (13/11)	L	83-87	H
Dec.	2	UC Irvine *	W	72-71	A
	3	Alabama (6/6) *	L	87-105	N
	7	Michigan State	L	73-75	H
	27	Colorado (9/9) #	L	70-91	N
	28	Miami (Ohio) #	L	76-79	N
Jan.	2	Dayton	W	80-63	H
	5	Xavier	W	72-63	A
	7	Wright State	W	76-41	A
	9	Cleveland State	W	90-66	H
	14	Detroit	W	67-65	A
	16	DePaul	L	87-96	A
	19	Wright State	W	67-48	H
	21	LaSalle	W	87-65	H
	25	Wisconsin-Green Bay	W	67-56	A
	28	Wisconsin-Milwaukee	W	98-50	H
Feb.	1	Marquette	W	87-66	A
	4	Loyola (Ill.)	W	92-76	A
	10	Butler	W	68-56	H
	12	Illinois-Chicago	W	73-57	H
	16	Cleveland State	W (ot)	83-79	A
	18	LaSalle	L	68-84	A
	23	Northern Illinois	W	58-51	A
	25	Detroit	W	83-62	H
Mar.	1	Xavier	W	86-73	H
	9	Xavier %	W	83-52	N
	10	Northern Illinois %	L	64-87	A
	23	Pacific @	W	88-74	N
	24	Northwestern State @	L	93-103	N
	25	Massachusetts @	W	90-72	N

* - UC/Newport Beach Marriott Classic at Irvine, Calif.;

- Seattle Times Husky Classic at Seattle, Wash.; %

- MCC Tournament at DeKalb, Ill.; @ - NWIT at Amarillo,

Texas

1995-96 (23-8, 15-3 BIG EAST)

Coach: Muffet McGraw

Captains: Beth Morgan, Carey Poor

Home: 11-1, Away: 8-5, Neutral: 4-2

Nov.	24	Indiana	W	82-73	A
	26	Bowling Green	W	92-67	H
	28	Rutgers	W	66-54	H
Dec.	1	Penn State (12/13) *	L	77-86	N
	2	Washington *	W	80-67	N
	3	Texas A&M (NR/22) *	L (ot)	84-88	N
	8	Marquette	W	84-62	H
	17	Valparaiso	W	90-44	H
	21	Michigan State	L (ot)	83-87	A
Jan.	2	Seton Hall	W (ot)	88-79	A
	4	St. John's	W	74-48	A
	6	Boston College	W	80-51	H
	10	Syracuse	W	91-52	H
	14	Providence	W	90-80	A
	18	Connecticut (3/3)	L	64-87	H
	21	Georgetown	W	92-61	H
	24	St. John's	W	66-53	H
Feb.	27	Miami (Fla.)	W	67-50	A
	3	Rutgers	L	62-73	A
	7	(24) Pittsburgh	W	90-51	H
	10	(24) Georgetown	W	81-63	A
	14	(25) Villanova	W	72-56	H
	17	(25) Pittsburgh	W	89-51	A
	20	(23/24) Miami (Fla.)	W	86-70	H
	24	(23/24) Connecticut (3/4)	L	79-86	A
	26	(23/24) West Virginia	W	73-55	A
Mar.	3	(23/24) Syracuse !	W	70-55	N
	4	(22/23) Seton Hall !	W	69-58	N
	5	(22/23) Connecticut (2/3) !	L	54-71	A
	15	(21/23) Purdue (15/16) #	W	73-60	N
	17	(21/23) Texas Tech (9/9) #	L	67-82	A

* - Kona Women's Basketball Classic at Kona, Hawaii;

! - BIG EAST Tournament at Storrs, Conn.; # - NCAA

Tournament (First and Second Rounds) at Lubbock, Texas



Letitia Bowen appeared in eight NCAA Tournaments at Notre Dame — two as a player (1992 and 1994) and six as a member of the Irish coaching staff (1997-01, '03).



Jeannine Augustin started 37 out of a possible 38 games during Notre Dame's first Final Four season in 1996-97.

1996-97 (31-7, 17-1 BIG EAST)

Coach: Muffet McGraw

Captains: Jeannine Augustin, Beth Morgan, Mollie Peirick

Home: 11-1, Away: 13-4, Neutral: 7-2

Nov. 15	(20/25) Kent State !	W	66-41	H
17	(20/25) Iowa (6/6) !	W	61-50	A
19	(14/17) Tennessee (3/2) #	L	59-72	N
20	(14/17) N.C. State (8/12) #	W	64-53	N
23	(14/17) Bowling Green	W	85-70	A
29	(9/12) Ohio %	W	95-85	N
30	(9/12) Georgia Tech %	W	76-69	A
Dec. 5	(7/14) Purdue	L	58-73	A
7	(7/14) Providence	W	91-75	H
9	(10/17) Wisconsin (19/13)	L	69-81	H
11	(10/17) Indiana	W	71-63	H
21	(16/19) Valparaiso	W	75-56	A
Jan. 2	(17/22) Seton Hall	W	87-47	A
4	(17/22) Ohio State	L	67-74	A
7	(21/24) Boston College	W	61-57	A
9	(21/24) West Virginia	W	103-58	H
12	(21/24) Villanova	W	77-54	A
15	(21/24) Syracuse	W	72-45	A
18	(21/24) Pittsburgh	W	65-49	H
21	(19/22) Rutgers	W	76-61	H
25	(19/22) Georgetown	W	67-63	H
29	(19/22) Miami (Fla.)	W	72-71	A
Feb. 2	(19/22) St. John's	W	75-47	A
6	(15/21) Syracuse	W	90-73	H
9	(15/21) Connecticut (1/1)	L	49-72	A
12	(17/18) Boston College	W	91-64	H
16	(17/18) Providence	W	97-74	A
19	(16/17) Villanova	W	68-51	H
22	(16/17) Seton Hall	W	75-61	H
25	(14/15) West Virginia	W	80-67	A

Mar. 2	(14/15) Rutgers ^	W	86-58	N
3	(13/15) Georgetown ^	W	84-43	N
4	(13/15) Connecticut (1/1) ^	L	77-86	A
15	(15/14) Memphis &	W	93-62	N
17	(15/14) Texas (14/13) &	W	86-83	A
22	(15/14) Alabama (8/7) *	W	87-71	N
24	(15/14) George Washington (22/16) *	W	62-52	N
28	(15/14) Tennessee (10/11) **	L	66-80	N

! - Preseason WNIT; # - Preseason WNIT Semifinals/Third-Place Game at Ruston, La.; % - Comfort Inn Downtown Classic at Atlanta, Ga.; ^ - BIG EAST Tournament at Storrs, Conn.; & - NCAA Tournament (First and Second Rounds) at Austin, Texas; * - NCAA Tournament (Regional Semifinal and Final) at Columbia, S.C.; ** - NCAA Women's Final Four (National Semifinal) at Cincinnati, Ohio

1997-98 (22-10, 12-6 BIG EAST)

Coach: Muffet McGraw

Captains: Sheila McMillen, Mollie Peirick

Home: 12-1, Away: 7-7, Neutral: 3-2

Nov. 18	Butler	W	71-65	H
22	Duke (19/19)	L	62-80	A
26	UC Santa Barbara	W	86-75	A
30	UCLA	W (Zot)	93-91	A
Dec. 3	Rutgers	L	67-80	A
6	Connecticut (3/2)	L	59-78	H
8	Wisconsin (17/19)	L	77-89	A
10	Purdue	W	77-71	H
13	South Florida	W	73-50	H
28	San Francisco	W	62-47	H
31	Pittsburgh	W	66-46	A
Jan. 6	Georgetown	W	69-44	A
8	Miami (Fla.)	W	75-47	H
10	St. John's	W	77-57	A
14	West Virginia	W	86-78	H
17	Boston College	L	76-78	A
21	Syracuse	W	87-69	A
24	Providence	W	109-60	H
28	Villanova	L	54-70	A
31	Seton Hall	W	91-35	H
Feb. 3	Miami (Fla.)	L	76-77	A
12	St. John's	W	76-44	H
15	Pittsburgh	W	75-60	H
18	Georgetown	W	80-54	H
21	Connecticut (2/2)	L	61-73	A
24	Rutgers	W	71-64	H
28	St. John's ^	W	94-57	N
Mar. 1	Villanova ^	W	56-48	N
2	Connecticut (2/3) ^	L	53-73	N
13	Southwest Missouri State &	W	78-64	N
15	Texas Tech (6/5) &	W	74-59	A
21	Purdue (21/22) *	L	65-70	N

^ - BIG EAST Tournament at Piscataway, N.J.; & - NCAA Tournament (First and Second Rounds) at Lubbock, Texas; * - NCAA Tournament (Regional Semifinal) at Lubbock, Texas

1998-99 (26-5, 15-3 BIG EAST)

Coach: Muffet McGraw

Captain: Sheila McMillen

Home: 12-1, Away: 12-3, Neutral: 2-1

Nov. 14	(17/19) UCLA (6/6)	W	99-82	H
18	(11/19) Butler	W	71-60	A
21	(11/19) Duke (6/4)	W	84-57	H
24	(7/10) Illinois (25/23)	W	101-93	H
28	(7/10) San Francisco	W	74-43	A
Dec. 2	(6/9) Toledo	W	82-64	H
8	(6/6) Connecticut (1/1)	L	81-106	H
12	(6/6) Villanova	W	63-62	H

19	(6/7) South Florida	W	83-63	A
21	(7/7) Michigan State	W	75-64	A
30	(7/7) Boston College	L	65-78	A
Jan. 2	(7/7) Georgetown	W	93-61	A
7	(9/9) West Virginia	W	111-90	H
10	(9/9) Providence	W	79-56	H
16	(9/9) Pittsburgh	W	81-72	A
20	(9/9) Seton Hall	W	87-47	A
23	(9/9) St. John's	W	99-60	H
26	(9/9) Syracuse	W	94-61	A
30	(7/7) Providence	W	97-59	A
Feb. 3	(6/7) Boston College (20/22)	W	74-59	H
6	(6/7) Seton Hall	W	77-49	H
10	(6/6) Villanova	W	74-52	A
13	(6/6) Rutgers (9/12)	L	57-77	A
17	(9/9) Syracuse	W	82-60	H
20	(9/9) West Virginia	W	89-54	A
23	(10/10) Miami (Fla.)	W	89-62	H
28	(10/10) Villanova ^	W	83-53	N
Mar. 1	(10/10) Rutgers (7/8) ^	W	68-61	A
2	(8/9) Connecticut (6/5) ^	L	75-96	N
13	(8/9) Saint Mary's (Calif.) &	W	61-57	N
15	(8/9) LSU (21/21) &	L	64-74	A

^ - BIG EAST Tournament at Piscataway, N.J.; & - NCAA Tournament (First and Second Rounds) at Baton Rouge, La.

1999-00 (27-5, 15-1 BIG EAST)

Coach: Muffet McGraw

Captains: Julie Henderson, Niele Ivey

Home: 15-0, Away: 9-3, Neutral: 3-2

Nov. 20	(7/9) Toledo	W	68-52	A
27	(6/6) Illinois (15/15)	L	67-77	A
Dec. 1	(11/8) Butler	W	77-57	H
4	(11/8) North Carolina (9/12) #	W	99-86	N
5	(11/8) Liberty #	W	85-68	N
8	(7/6) Purdue (18/16)	L	61-71	A
11	(7/6) Michigan State	W	84-54	H



Carey Poor, a two-time co-captain, was Notre Dame's third-leading scorer (8.5 ppg.) and second-leading rebounder (6.0 rpg.) during her senior season in 1995-96.

Year-By-Year Results

	19	(11/7) Florida International	W	68-62	A
	27	(12/8) USC	W	74-59	H
	29	(10/8) Valparaiso	W	88-65	H
Jan.	2	(10/8) Marquette	W	75-60	H
	5	(8/6) West Virginia	W	75-54	H
	8	(8/6) Georgetown	W	82-60	A
	11	(6/6) Seton Hall	W	80-52	H
	15	(6/6) Syracuse	W	71-56	H
	18	(5/6) Pittsburgh	W	67-53	A
	22	(5/6) Miami (Fla.)	W	76-54	A
	26	(5/5) St. John's	W	69-49	A
	29	(5/5) Georgetown	W	87-56	H
Feb.	1	(5/5) Providence	W	90-60	A
	5	(5/5) Boston College (18/18)	W	72-59	H
	9	(5/5) Pittsburgh	W	81-74	H
	12	(5/5) St. John's	W	94-51	H
	16	(5/5) Villanova	W	70-52	A
	19	(5/5) Rutgers (8/11)	W (ot)	78-74	A
	22	(5/5) Miami (Fla.)	W	83-68	H
	26	(5/5) Connecticut (1/1)	L	59-77	A
Mar.	5	(6/6) Miami (Fla.) ^	W	67-52	N
	6	(5/5) Rutgers (8/10) ^	L (ot)	72-81	N
	17	(5/6) San Diego &	W	87-61	H
	19	(5/6) George Washington (NR/23) &			
				95-60	H
	25	(5/6) Texas Tech (11/11) *	L	65-69	N

- Wachovia Women's Basketball Invitational at Richmond, Va.; ^ - BIG EAST Tournament at Storrs, Conn.; & - NCAA Tournament (First and Second Rounds) at Notre Dame, Ind.; * - NCAA Tournament (Regional Semifinal) at Memphis, Tenn.

2000-01 (34-2, 15-1 BIG EAST)

Coach: Muffet McGraw

Captains: Niele Ivey, Ruth Riley

Home: 15-0, Away: 11-2, Neutral: 8-0

Nov.	17	(6/5) Valparaiso	W	71-46	A
	20	(5/5) Arizona	W	95-65	H
	22	(5/5) Wisconsin (19) #	W	83-56	A
	24	(5/5) Georgia (6/6) #	W	75-73	N
	27	(4/4) Fordham	W	89-44	H
Dec.	3	(4/4) North Carolina \$	W	78-55	N
	6	(4/4) Villanova	W	64-33	H
	9	(4/4) Purdue (6/5)	W	72-61	H
	18	(3/3) Western Michigan	W	84-54	H
	21	(3/3) Marquette	W	75-56	A
	28	(3/3) USC	W	70-61	A
	31	(3/3) Rice	W	80-40	H
Jan.	3	(3/3) Virginia Tech	W	75-64	A
	6	(3/3) Rutgers (9/10)	W	67-46	H
	9	(3/3) St. John's	W	84-49	A
	13	(3/3) Virginia Tech	W	75-55	H
	15	(3/3) Connecticut (1/1)	W	92-76	H
	21	(3/3) Seton Hall	W	72-47	A
	24	(1/1) West Virginia	W	87-64	A
	31	(1/1) Providence	W	64-44	H
Feb.	2	(1/1) Boston College	W	81-65	A
	7	(1/1) Pittsburgh	W	72-58	H
	14	(1/1) Syracuse	W	75-61	A
	17	(1/1) Rutgers (11/14)	L	53-54	A
	20	(2/2) Miami (Fla.)	W	81-43	H
	24	(2/2) Georgetown	W	65-53	H
	27	(2/2) Pittsburgh	W	82-63	A
Mar.	4	(2/2) Georgetown ^	W	89-33	N
	5	(1/1) Virginia Tech ^	W	67-49	N
	6	(1/1) Connecticut (2/2) ^	L	76-78	A
	17	(2/2) Alcorn State &	W	98-49	H
	19	(2/2) Michigan &	W	88-54	H
	24	(2/2) Utah (17/16) *	W	69-54	N



Danielle Green ranks 26th on Notre Dame's all-time scoring list with 1,106 points and turned in her best season in 1998-99, averaging a career-high 14.4 points and 7.2 rebounds per game.

	26	(2/2) Vanderbilt (10/13) *	W	72-64	N
	30	(2/2) Connecticut (1/1) **	W	90-75	N
Apr.	1	(2/2) Purdue (9/8) **	W	68-66	N
# - Coaches vs. Cancer Challenge at Madison, Wis.; \$ - Honda Elite 4 Classic at Lake Buena Vista, Fla.; ^ - BIG EAST Tournament at Storrs, Conn.; & - NCAA Tournament (First and Second Rounds) at Notre Dame, Ind.; * - NCAA Tournament (Regional Semifinal and Final) at Denver, Colo.; ** - NCAA Women's Final Four (National Semifinal and Final) at St. Louis, Mo.					

2001-02 (20-10, 13-3 BIG EAST)

Coach: Muffet McGraw

Captain: Ericka Haney

Home: 13-1, Away: 6-7, Neutral: 1-2

Nov.	18	(15/14) Valparaiso	W	42-35	H
	21	(15/15) Colorado State (20/22)	L	66-72	A
	24	(15/15) Arizona	L	70-72	A
	26	(23/23) Army	W	89-57	H
Dec.	2	(23/23) Michigan (16/17) ^	L	63-78	N
	6	Purdue (7/8)	L	57-70	A
	9	USC	W	62-49	H
	12	Western Michigan	W	71-48	H
	22	Marquette	W	60-33	H
	28	Rice	L	61-72	A
	31	DePaul	W	79-50	H
Jan.	2	Miami (Fla.)	W	69-65	A
	5	Providence	W	72-66	H
	9	Seton Hall	W	79-45	H

	12	Villanova	L	59-60	A
	19	Providence	W	69-41	A
	21	Connecticut (1/1)	L	53-80	A
	26	Virginia Tech (16/17)	W	64-57	H
	29	Syracuse	W	71-46	H
Feb.	2	Seton Hall	W	65-60	A
	5	Pittsburgh	W	68-56	A
	10	Boston College (16/18)	W	60-44	H
	13	(23) St. John's	W	66-31	H
	16	(23) Rutgers	W	57-52	A
	19	(22) West Virginia	W	72-63	H
	23	(22) Georgetown	W	86-66	A
	26	(21/25) Villanova	L	45-48	H
Mar.	3	(21/25) Syracuse *	L	79-84	N
	15	New Mexico **	W	58-44	N
	17	Tennessee (6/6) **	L	50-89	A

^ - Women's College Basketball Showcase at Grand Rapids, Mich.; * - BIG EAST Tournament at Piscataway, N.J.; ** - NCAA Tournament (First and Second Rounds) at Knoxville, Tenn.

2002-03 (21-11, 10-6 BIG EAST)

Coach: Muffet McGraw

Captains: Alicia Ratay, Le Tania Severe

Home: 9-4, Away: 10-4, Neutral: 2-3

Nov.	26	(10/10) Cleveland State	W	107-65	H
	29	(10/10) USC	W	69-57	A
Dec.	4	(9/9) Valparaiso	W	74-68	H
	7	(9/9) Arizona State #	W	81-52	A
	11	(8/8) DePaul	L	59-75	A
	14	(8/8) Temple	W	84-61	H
	21	(12/11) IPFW	W	82-54	H
	23	(12/11) Colorado State	W	46-45	H
	28	(12/12) Tennessee (5/5)	L	61-77	N
	31	(13/13) Marquette	W	75-68	A
Jan.	4	(13/13) Purdue (7/6)	L	54-71	H
	8	(16/17) West Virginia	W	66-59	A
	11	(16/17) Miami (Fla.)	L	70-80	H
	14	(21/20) St. John's	W	71-42	A
	18	(21/20) Rutgers	L	61-64	H
	20	(21/20) Connecticut (3/2)	L	52-73	H
	25	(NR/23) Villanova (20/24)	W	58-56	A
	29	(NR/24) Boston College (NR/25) L		48-76	A
Feb.	1	(NR/24) West Virginia	W	69-64	H
	5	Georgetown	W	74-49	H
	9	Virginia Tech	L	50-53	A
	12	St. John's	W	76-48	H
	16	Providence	W	67-61	A
	23	Connecticut (1/1)	L	59-77	A
	26	Pittsburgh	W	77-69	H
Mar.	1	Seton Hall	W	62-60	H
	4	Syracuse	W	62-54	A
	8	Pittsburgh ^	W	73-65	N
	9	Villanova (20/18) ^	L	39-50	N
	23	Arizona (22/22) *	W	59-47	N
	25	Kansas State (8/7) *	W	59-53	A
	30	Purdue (10/10) **	L	47-66	N

- AstraZeneca Hoops for the Cure Classic II at Tempe, Ariz.; ^ - BIG EAST Tournament at Piscataway, N.J.; * - NCAA Tournament (First and Second Rounds) at Manhattan, Kan.; ** - NCAA Tournament (Regional Semifinal) at Dayton, Ohio

2003-04 (21-1, 12-4 BIG EAST)

Coach: Muffet McGraw

Captain: Le Tania Severe

Home: 15-0, Away: 5-9, Neutral: 1-2

Nov. 14	(15/16) Auburn (22/25) #	W	77-64	N
15	(15/16) Colorado (20/20) #	L (ot)	63-67	A
21	(20/20) Valparaiso	W	74-57	H
26	(17/17) Michigan State	L	63-92	A
30	(17/17) Tennessee (3/3)	L	59-83	A
Dec. 4	Wisconsin	W	82-64	H
7	Washington	L	74-85	A
13	Dayton	W	78-41	H
22	USC	W	73-62	H
29	Colorado State	W	63-59	A
Jan. 1	Marquette	W	72-64	H
4	Purdue (7/8) \$	L	63-76	A
7	Georgetown	L	73-76	A
10	Virginia Tech (16/15)	W	53-40	H
13	Connecticut (4/4)	W	66-51	H
17	West Virginia	L	51-64	A
21	Syracuse	W	64-35	A
24	Villanova (23/25)	W	38-36	H
28	Miami (Fla.) (17/16)	W	59-50	A
31	Boston College (NR/23)	W	52-50	H
Feb. 4	(23) Georgetown	W	66-52	H
8	(23) Seton Hall	L	45-51	A
14	Providence	W	81-51	H
17	St. John's	W	69-56	A
21	Pittsburgh	W	72-68	A
25	Miami (Fla.) (21/19)	W	93-58	H
28	Rutgers	L	55-69	A
Mar. 2	Syracuse	W	54-33	H
7	Rutgers ^	L	45-51	N
21	Southwest Missouri State *	W (ot)	69-65	H
23	Middle Tennessee *	W	56-46	H
27	Penn State (5/7) **	L	49-55	N

– WBCA Classic at Boulder, Colo.; \$ – BIG EAST/Big Ten Challenge at West Lafayette, Ind.; ^ – BIG EAST Tournament at Hartford, Conn.; * – NCAA Tournament (First and Second Rounds) at Notre Dame, Ind.; ** – NCAA Tournament (Regional Semifinal) at Hartford, Conn.

2004-05 (27-6, 13-3 BIG EAST)

Coach: Muffet McGraw

Captains: Jacqueline Batteast, Teresa Borton, Megan Duffy

Home: 14-2, Away: 11-3, Neutral: 2-1

Nov. 12	(10/11) Illinois State #	W	92-73	H
14	(10/11) Nebraska #	W	73-57	H
17	(11/10) Duke (6/6) #	W	76-65	H
20	(11/10) Ohio St. (10/9) #	W	66-62	H
22	(6/6) Colorado State	W	69-47	H
26	(6/6) USC	W	60-56	A
30	(3/3) Valparaiso	W	69-59	A
Dec. 2	(3/3) Michigan St. (15/15)	L (ot)	73-82	H
9	(7/5) Dayton	W	65-39	A
11	(7/5) Washington	W	72-58	H
19	(7/5) Marquette	W	50-47	A
30	(6/4) Northern Illinois	W	73-49	A
Jan. 2	(6/4) Seton Hall	W	54-33	H
5	(4/3) Syracuse	W	75-58	H
9	(4/3) at Villanova	L	54-59	A
12	(7/6) Connecticut (16/16)	L	50-67	H
16	(7/6) Purdue (20/20) \$	W	86-69	H
19	(11/10) Syracuse	W	74-61	A
23	(11/10) Rutgers (6/7)	W	63-47	H
26	(6/7) St. John's	W	72-65	H
30	(6/7) Connecticut (9/10)	W	65-59	A
Feb. 2	(6/7) Boston College (16/13)	W	64-57	H

5	(6/7) Pittsburgh	W	75-47	A
9	(6/7) Providence	W	75-57	A
12	(6/7) Georgetown	W	72-58	H
15	(5/7) Boston College (25/22)	W	54-47	A
19	(5/7) Rutgers (10/10)	L	48-59	A
26	(10/10) West Virginia	W	82-57	H
Mar. 1	(10/10) Seton Hall	W	41-35	A
6	(10/10) West Virginia ^	W	70-59	N
7	(10/10) Connecticut (13/14) ^	L	54-67	A
19	(11/13) UC Santa Barbara *	W	61-51	N
21	(11/13) Arizona State (NR/24) *	L	61-70	N

– Preseason WNIT; \$ – BIG EAST/Big Ten Challenge at Notre Dame, Ind.; ^ – BIG EAST Tournament at Hartford, Conn.; * – NCAA Tournament (First and Second Rounds) at Fresno, Calif.

2005-06 (18-12, 8-8 BIG EAST)

Coach: Muffet McGraw

Captains: Megan Duffy, Courtney LaVere

Home: 8-5, Away: 7-6, Neutral: 3-1

Nov. 18	(15/16) Michigan	W	55-45	H
20	(15/16) Western Michigan	W	71-68	A
23	(13/15) Indiana	W	74-61	A
27	(13/15) USC (24/21)	W	73-62	H
29	(11/12) Iona	W	74-55	H
Dec. 4	(11/12) Wisconsin	W	77-72	A
7	(10/10) Purdue (24/23)	L	54-65	A
17	(13/14) Arkansas State #	W	77-54	N
18	(13/14) Utah (22/21) #	W	88-55	N
28	(12/11) Valparaiso	W	58-50	H
31	(12/11) Tennessee (1/1)	L	51-62	H
Jan. 4	(12/12) St. John's	L	63-66	A
7	(12/12) Seton Hall	L	61-74	H
10	(20/19) Marquette	W (ot)	67-65	H
14	(20/19) Louisville	L	51-61	A
17	(24/22) DePaul (10/10)	W	78-75	H
21	(24/22) Georgetown	W	54-52	A
24	(21/21) Rutgers (10/9)	L	43-69	A
28	(21/21) South Florida	L (ot)	64-68	H
31	Syracuse	W	67-55	A
Feb. 4	Providence	W	66-48	H
7	Villanova	L (ot)	65-69	H
12	DePaul (17/15)	L	50-79	A
19	Connecticut (8/6)	L	64-79	H
22	West Virginia	W	70-58	A
25	Cincinnati	W (ot)	75-66	A
28	Pittsburgh	W	72-65	H
Mar. 4	South Florida ^	W	73-66	N
5	Connecticut (7/7) ^	L	60-71	A
19	Boston College *	L	61-78	N

– Duel in the Desert at Las Vegas, Nev.; ^ – BIG EAST Tournament at Hartford, Conn.; * – NCAA Tournament (First Round) at West Lafayette, Ind.

2006-07 (20-12, 10-6 BIG EAST)

Coach: Muffet McGraw

Captains: Tulyah Gaines, Breonna Gray

Home: 14-2, Away: 5-8, Neutral: 1-2

Nov. 10	Central Michigan	W	88-66	H
13	Bowling Green	W (ot)	85-71	H
16	Penn State	L	49-75	A
19	Western Michigan	W	87-67	H
24	USC	L	58-69	A
28	Richmond	W	87-66	H
Dec. 1	Michigan	W	61-58	A
3	Indiana	L	51-54	H
6	Purdue (10/9)	W	67-58	H
16	IUPUI	W	75-65	H
19	Valparaiso	W	60-59	A

28	Prairie View A&M	W	94-55	H
30	Tennessee (4/4)	L	54-78	A
Jan. 2	Seton Hall	W	64-61	A
10	Cincinnati	W	81-70	H
13	South Florida	L (ot)	78-87	A
16	St. John's	W	83-65	H
20	Syracuse	W	83-55	H
23	Marquette (17/18)	L	62-71	A
27	Connecticut (7/5)	L	47-64	A
31	Pittsburgh	L	62-71	A
Feb. 4	West Virginia	W	77-67	H
7	Louisville (17/16)	W	64-65	H
11	DePaul	W	78-70	H
13	Villanova	W	75-58	A
17	Providence	W	82-65	A
21	Georgetown	W	73-48	H
24	Rutgers (21/22)	L	60-76	H
26	DePaul	L	73-87	A
Mar. 3	DePaul ^	L	71-76	N
18	California *	W	62-59	N
20	North Carolina (2/2) *	L	51-60	N

^ – BIG EAST Tournament at Hartford, Conn.; * – NCAA Tournament (First and Second Rounds) at Pittsburgh, Pa.

2007-08 (25-9, 11-5 BIG EAST)

Coach: Muffet McGraw

Captains: Charel Allen, Tulyah Gaines, Amanda Tsipis

Home: 13-3, Away: 10-4, Neutral: 2-2

Nov. 9	(24) Miami (Ohio) #	W	98-50	H
13	(23/25) Western Kentucky #	W	78-59	H
16	(23/25) Maryland (3/3) #	L	59-75	A
20	(23/24) Central Michigan	W	94-41	A
24	(23/24) Boston College	W	88-58	H
27	(22/23) Canisius	W	93-47	H
Dec. 2	(22/23) Michigan	W	77-46	H
5	(16/20) Bowling Green	W (ot)	86-84	A
8	(16/20) Purdue	W	61-48	A
12	(17/17) Valparaiso	W	94-56	H
15	(17/17) IUPUI	W	67-44	A
29	(16/16) Saint Francis (Pa.)	W	82-39	H
Jan. 2	(14/14) Richmond	W	84-59	A
5	(14/14) Tennessee (3/3)	L	63-87	H
8	(14/14) Louisville	W	82-74	A
13	(14/14) West Virginia (16/16)	L	50-56	A
16	(17/15) Villanova	W	69-58	H
19	(17/15) Georgetown	W	104-86	A
22	(16/16) DePaul (NR/25)	L	80-81	H
27	(16/16) Connecticut (1/1)	L	64-81	H
30	(20/20) Providence	W	85-54	H
Feb. 2	(20/20) Cincinnati	W	73-41	A
10	(16/17) Pittsburgh (15/15)	W	81-66	H
13	(16/16) Marquette	W	99-76	H
16	(16/16) Syracuse (21/23)	W	79-67	A
19	(14/14) Rutgers (5/4)	L	51-57	A
24	(14/14) DePaul	W	66-64	A
27	(14/14) South Florida	W	92-49	H
Mar. 1	(14/14) Seton Hall	W	70-55	H
3	(9/14) St. John's	L	51-61	A
9	(9/15) Pittsburgh ^	L	53-64	N
23	(15/19) SMU *	W	75-62	N
25	(15/19) Oklahoma (14/13) *	W (ot)	79-75	N
30	(15/19) Tennessee (3/3) **	L	64-74	N

– Preseason WNIT; ^ – BIG EAST Tournament at Hartford, Conn.; * – NCAA Tournament (First and Second Rounds) at West Lafayette, Ind.; ** – NCAA Tournament (Regional Semifinal) at Oklahoma City, Okla.

Year-By-Year Results

2008-09 (22-9, 10-6 BIG EAST)

Coach: Muffet McGraw

Captains: Ashley Barlow, Melissa Lechlitter, Lindsay Schrader

Home: 11-3, Away: 10-5, Neutral: 1-1

Nov. 16	(16/14) LSU (24/22) #	W	62-53	A
19	(15/15) Evansville	W	96-61	F
23	(15/15) Boston College	W	102-54	A
25	(14/10) Georgia Southern	W	85-36	H
29	(14/10) Michigan State (24)	W	78-72	H
Dec. 2	(11/8) Eastern Michigan	W	83-63	A
7	(11/8) Purdue (17/20)	W	62-51	H
10	(8/8) Michigan	L (ot)	59-63	A
13	(8/8) Valparaiso	W	63-55	A
20	(13/7) Loyola (Ill.)	W	89-45	H
28	(12/6) Charlotte	W	68-61	A
30	(12/6) Vanderbilt (20/19)	W	59-57	A
Jan. 3	(12/6) Seton Hall	W	66-60	A
6	(12/4) DePaul	W	86-62	A
10	(12/4) Georgetown	W	84-63	H
13	(10/4) Marquette	L	65-75	A
17	(10/4) St. John's	W	70-67	H
24	(13/9) Villanova	L	48-55	A
27	(17/13) Rutgers	L	68-78	H
31	(17/13) Cincinnati	W	66-50	H
Feb. 3	(19/16) Pittsburgh (22/24)	L	70-82	A
8	(19/16) DePaul (25/25)	W	62-59	H
11	(22/22) Louisville (10/12)	L	66-71	H
17	(24/24) South Florida	W	86-79	A
22	(24/24) Connecticut (1/1)	L	66-76	A
24	(23/22) Syracuse	W	90-79	H
28	(23/22) Providence	W	65-56	A
Mar. 2	(20/22) West Virginia	W	72-66	H
7	(20/17) St. John's ^	W	62-45	N
8	(20/17) Villanova ^	L	47-58	N
22	(23/20) Minnesota *	L	71-79	H

- State Farm Tip-Off Classic at Baton Rouge, La.; ^ - BIG EAST Tournament at Hartford, Conn.; * - NCAA Tournament (First Round) at Notre Dame, Ind.

2009-10 (29-6, 12-4 BIG EAST)

Coach: Muffet McGraw

Captains: Ashley Barlow, Melissa Lechlitter, Lindsay Schrader

Home: 16-1, Away: 8-4, Neutral: 5-1

Nov. 15	(4/7) Arkansas-Pine Bluff	W	102-57	H
19	(5/6) Michigan State (21/21)	W	68-67	A
22	(5/6) Iona	W	80-45	H
26	(5/6) San Diego State (23/24) #	W	84-79	N
27	(5/6) South Carolina #	W	78-55	N
28	(5/6) Oklahoma (20/17) #	W	81-71	N
Dec. 2	(5/6) Eastern Michigan	W	69-59	H
8	(3/4) IPFW	W	96-60	H
12	(3/4) Valparaiso	W	88-47	H
20	(4/4) Charlotte	W	90-31	H
29	(3/3) Central Florida	W	85-52	A
31	(3/3) Vanderbilt (18/16)	W	74-69	H
Jan. 4	(3/3) Purdue	W	79-75	A
9	(3/3) Villanova	W	81-46	H
12	(3/3) South Florida	W	81-64	H
16	(3/3) Connecticut (1/1)	L	46-70	A
19	(4/5) Louisville	W	78-60	A
24	(4/5) West Virginia (16/11)	W	74-66	H
27	(3/3) Providence	W	84-59	H
30	(3/3) Syracuse	W	74-73	A
Feb. 1	(3/3) Rutgers	W	75-63	A
6	(3/3) Pittsburgh	W	86-76	H
9	(4/3) Cincinnati	W	66-50	A
14	(4/3) DePaul	W	90-66	H

16	(4/3) St. John's (22/23)	L	71-76	A
20	(4/3) Georgetown (14/12)	L	66-76	A
23	(7/8) Marquette	W	82-67	H
27	(7/8) Seton Hall	W	72-47	A
Mar. 1	(6/8) Connecticut (1/1)	L	51-76	H
6	(6/7) Louisville ^	W	89-52	N
7	(6/7) St. John's (16/16) ^	W	75-67	N
8	(6/7) Connecticut (1/1) ^	L	44-59	A
21	(7/7) Cleveland State *	W	86-58	H
23	(7/7) Vermont *	W	84-66	H
28	(7/7) Oklahoma (12/12) **	L (ot)	72-77	N

- Paradise Jam at St. Thomas, U.S. Virgin Islands; ^ - BIG EAST Tournament at Hartford, Conn.; * - NCAA Tournament (First and Second Rounds) at Notre Dame, Ind.; ** - NCAA Tournament (Regional Semifinal) at Kansas City, Mo.

2010-11 (31-8, 13-3 BIG EAST)

Coach: Muffet McGraw

Captains: Becca Bruszewski, Brittany Mallory

Home: 15-2, Away: 8-5, Neutral: 8-1

Nov. 12	(12/12) New Hampshire	W	99-48	H
15	(12/12) Morehead State	W	91-28	H
18	(12/12) UCLA (15/15)	L (ot)	83-86	H
21	(12/12) Kentucky (9/10)	L	76-81	A
26	(18/16) UPUPI #	W	95-29	H
27	(18/16) Wake Forest #	W	92-69	H
28	(18/16) Butler #	W	85-54	H
Dec. 1	(16/16) Baylor (2/3)	L	65-76	A
5	(16/16) Purdue	W	72-51	H
8	(18/18) Providence	W	79-43	A
11	(18/18) Creighton	W	91-54	H
20	(17/16) Valparaiso	W	94-43	A
29	(16/14) Gonzaga *	W	70-61	N
30	(16/14) Loyola Marymount %	W	91-47	N
Jan. 2	(16/14) Southeast Missouri State	W	97-21	H
5	(13/12) Marquette	W	73-55	A
8	(13/12) Connecticut (2/2)	L	76-79	H
12	(12/12) Louisville	W	80-60	H
15	(12/12) Pittsburgh	W	82-50	A
18	(11/10) Georgetown (16/17)	W	80-58	H
23	(11/10) St. John's (NR/23)	W	69-36	H
29	(9/9) Villanova	W	58-43	A
Feb. 1	(8/8) Syracuse (NR/25)	W	71-48	H
5	(8/8) South Florida	W	76-68	A
8	(8/8) Seton Hall	W	89-38	H
12	(8/8) Rutgers	W	71-49	H
19	(8/8) Connecticut (2/2)	L	57-78	A
22	(8/7) West Virginia (19/18)	W	72-60	A
26	(8/7) Cincinnati	W	66-48	H
28	(7/7) DePaul (12/11)	L	69-70	A
Mar. 6	(7/8) Louisville ^	W	63-53	N
7	(10/8) DePaul (9/13) ^	W	71-67	N
8	(10/7) Connecticut (1/1) ^	L	64-73	A
19	(9/7) Utah *	W	67-54	A
21	(9/7) Temple *	W	77-64	N
26	(9/7) Oklahoma (21/20) **	W	78-53	N
28	(9/7) Tennessee (4/4) **	W	73-59	N
Apr. 3	(9/7) Connecticut (1/1) ***	W	72-63	N
5	(9/7) Texas A&M (7/8) ***	L	70-76	N

- WBCA Classic at Notre Dame, Ind.; % - State Farm Holiday Hoops Classic at Seattle, Wash.; ^ - BIG EAST Tournament at Hartford, Conn.; * - NCAA Tournament (First and Second Rounds) at Salt Lake City, Utah; ** - NCAA Tournament (Regional Semifinal and Final) at Dayton, Ohio; *** - NCAA Women's Final Four (National Semifinal and Final) at Indianapolis, Ind.

2011-12 (35-4, 15-1 BIG EAST)

Coach: Muffet McGraw

Captains: Brittany Mallory, Natalie Novosel, Devereaux Peters

Home: 17-1, Away: 11-2, Neutral: 7-1

Nov. 11	(2/2) Akron #	W	81-61	H
13	(2/2) Indiana State #	W	99-34	H
17	(2/2) Hartford #	W	98-43	H
20	(2/2) Baylor (1/1) #	L	81-94	A
25	(4/3) USC *	W	80-58	N
26	(4/4) Duke (7/6) %	W	56-54	N
Dec. 2	(3/3) Pennsylvania	W	69-38	H
4	(3/3) Creighton	W	76-48	A
7	(3/3) Marquette	W	95-42	H
10	(3/3) Purdue (12/14)	W	66-38	A
18	(3/3) Kentucky (8/7)	W	92-83	H
20	(3/3) Central Florida	W	90-38	H
28	(3/3) Longwood	W	92-26	H
30	(3/3) Mercer	W	128-42	A
Jan. 4	(3/3) Seton Hall	W	74-36	A
7	(3/3) Connecticut (2/2)	W (ot)	74-67	H
10	(2/2) Georgetown (18/17)	W	80-60	A
14	(2/2) Cincinnati	W	76-50	A
17	(2/2) Pittsburgh	W	120-44	H
21	(2/2) Villanova	W	76-43	H
23	(2/2) Tennessee (7/9)	W	72-44	H
28	(2/2) St. John's	W	71-56	A
31	(2/2) Rutgers (13/14)	W	71-41	A
Feb. 5	(2/2) DePaul (NR/23)	W	90-70	H
7	(2/2) Syracuse	W	74-55	A
12	(2/2) West Virginia	L	63-65	H
14	(4/4) Providence	W	66-47	H
20	(3/4) Louisville (16/16)	W	68-52	A
25	(3/3) South Florida	W	80-68	H
27	(3/3) Connecticut (4/4)	W	72-59	H
Mar. 4	(3/3) DePaul (NR/23) ^	W	69-54	N
5	(3/3) West Virginia (25) ^	W	73-45	N
6	(3/3) Connecticut (4/4) ^	L	54-63	A
18	(4/4) Liberty *	W	74-43	H
20	(4/4) California *	W	73-62	H
25	(4/4) St. Bonaventure (21/25) **	W	79-35	N
27	(4/4) Maryland (5/5) **	W	80-49	N
Apr. 1	(4/4) Connecticut (3/3) ***	W (ot)	83-75	N
3	(4/4) Baylor (1/1) ***	L	61-80	N

- Preseason WNIT; % - Junkanoo Jam at Freeport, Bahamas; ^ - BIG EAST Tournament at Hartford, Conn.; * - NCAA Tournament (First and Second Rounds) at Notre Dame, Ind.; ** - NCAA Tournament (Regional Semifinal and Final) at Raleigh, N.C.; *** - NCAA Women's Final Four (National Semifinal and Final) at Denver, Colo.

NOTE: The numbers in front of the opponent indicates Notre Dame's ranking in the Associated Press and USA Today/CNN or USA Today/ESPN polls at the time of the game. The numbers following the opponent indicates the opponent's ranking in both polls. The first number (or only one listed) is the AP ranking. The 1988-89 season was the first year of the USA Today poll. NR indicates the team was not ranked in the top 25 at game time.



Sharon Petro



Mary DiStanislao



Muffet McGraw

ALL-TIME COACHING RECORDS



Sharon Petro (1977-80)



Mary DiStanislao (1980-87)

Years	Coach	Seasons	Won	Lost	Pct.
1977-78	Sharon Petro		13	4	.765
1978-79	Sharon Petro		16	6	.727
1979-80	Sharon Petro		20	10	.667
	Totals	3	49	20	.710
1980-81	Mary DiStanislao		10	18	.357
1981-82	Mary DiStanislao		16	9	.640
1982-83	Mary DiStanislao		20	7	.740
1983-84	Mary DiStanislao		14	14	.500
1984-85	Mary DiStanislao		20	8	.714
1985-86	Mary DiStanislao		23	8	.742
1986-87	Mary DiStanislao		12	15	.444
	Totals	7	115	79	.593
1987-88	Muffet McGraw		20	8	.714
1988-89	Muffet McGraw		21	11	.636
1989-90	Muffet McGraw		23	6	.793
1990-91	Muffet McGraw		23	9	.719
1991-92	Muffet McGraw		14	17	.452
1992-93	Muffet McGraw		15	12	.556
1993-94	Muffet McGraw		22	7	.759
1994-95	Muffet McGraw		21	10	.677
1995-96	Muffet McGraw		23	8	.742
1996-97	Muffet McGraw		31	7	.816
1997-98	Muffet McGraw		22	10	.688
1998-99	Muffet McGraw		26	5	.839
1999-00	Muffet McGraw		27	5	.843
2000-01	Muffet McGraw		34	2	.944
2001-02	Muffet McGraw		20	10	.667
2002-03	Muffet McGraw		21	11	.656
2003-04	Muffet McGraw		21	11	.656
2004-05	Muffet McGraw		27	6	.818
2005-06	Muffet McGraw		18	12	.600
2006-07	Muffet McGraw		20	12	.625
2007-08	Muffet McGraw		25	9	.735
2008-09	Muffet McGraw		22	9	.710
2009-10	Muffet McGraw		29	6	.829
2010-11	Muffet McGraw		31	8	.795
2011-12	Muffet McGraw		35	4	.897
	Totals	25	591	215	.733
	Program Totals	35	755	314	.706

In the Rankings



Sara Liebscher scored 19 points to lead Notre Dame to its first-ever win against a ranked opponent, a 78-66 victory at No. 17 Duke on Feb. 6, 1988.

1980-1981	ND Rank*	Opponent	Opp Rank*	Result
1/31	NR	South Carolina	15	L, 48-124
2/22	NR	vs. Virginia	17	L, 40-68

1981-1982	ND Rank*	Opponent	Opp Rank*	Result
12/5	NR	UCLA	8	L, 45-50
2/20	NR	at South Carolina	15	L, 54-76

1982-1983	ND Rank*	Opponent	Opp Rank*	Result
11/27	NR	vs. Rutgers	14	L, 74-81
1/8	NR	at Maryland	3	L, 62-84
1/27	NR	at Arizona State	14	L, 57-82
1/30	NR	at UCLA	16	L, 53-84

1983-1984	ND Rank*	Opponent	Opp Rank*	Result
11/26	NR	Maryland	8	L, 57-75
12/29	NR	vs. Old Dominion	10	L, 57-71
1/12	NR	at Louisiana Tech	1	L, 56-83

1984-1985	ND Rank*	Opponent	Opp Rank*	Result
11/24	NR	at Tennessee	14	L, 57-62

1985-1986	ND Rank*	Opponent	Opp Rank*	Result
12/9	NR	Tennessee	11	L, 63-71
1/9	NR	at Rutgers	18	L, 61-69

1986-1987	ND Rank*	Opponent	Opp Rank*	Result
11/29	NR	Rutgers	6	L, 50-71
12/5	NR	Texas	1	L, 59-84
1/10	NR	Maryland	20	L, 48-69
2/14	NR	at Tennessee	7	L, 55-90

1987-1988	ND Rank*	Opponent	Opp Rank*	Result
1/4	NR	at Virginia	7	L, 59-79
2/3	NR	Tennessee	4	L, 71-91
2/6	NR	at Duke	17	W, 78-66

1988-1989	ND Rank*	Opponent	Opp Rank*	Result
2/20	NR	at Tennessee	2/2	L, 77-108

1989-1990	ND Rank*	Opponent	Opp Rank*	Result
12/3	NR	Tennessee	1/1	L, 54-77
1/4	NR	Vanderbilt	20/24	W, 77-63
1/12	NR	at Old Dominion	21/23	L, 61-62

1990-1991	ND Rank*	Opponent	Opp Rank*	Result
12/2	NR	at Stanford	6/6	L, 67-97
12/28	NR	vs. Louisiana Tech	11/11	W, 71-66
1/3	25/NR	Detroit	NR	W, 87-53
1/7	24/NR	at Butler	NR	W, 80-64
1/11	24/25	at DePaul	NR	W, 81-66
1/15	22/22	at Loyola (Ill.)	NR	W, 66-55
1/19	22/22	at Marquette	NR	W, 91-73
1/21	20/22	Dayton	NR	W, 79-49
1/29	19/18	Xavier	NR	W, 74-50
1/31	19/18	at Saint Louis	NR	W, 97-48
2/2	19/18	at Evansville	NR	W, 73-56
2/5	20/19	Loyola (Ill.)	NR	W, 81-61
2/9	20/19	at Tennessee	5/5	L, 71-88
2/12	20/20	Butler	NR	W, 94-62
2/14	20/20	at Detroit	NR	W, 87-62
2/17	20/20	Miami (Ohio)	NR	L, 65-69
2/19	22/22	Saint Louis	NR	W, 87-47
2/23	22/22	Old Dominion	NR	W, 70-58
2/28	22/21	at Dayton	NR	L, 76-79
3/2	22/23	at Xavier	NR	W, 69-53

1991-1992	ND Rank*	Opponent	Opp Rank*	Result
11/22	NR	Penn State	3/3	L, 70-86
11/24	NR	Stanford	5/7	L, 76-88
12/1	NR	at Purdue	11/10	L, 66-80
12/8	NR	at Georgia	NR/24	L, 86-90 (ot)
1/12	NR	Tennessee	2/3	L, 82-85

1992-1993	ND Rank*	Opponent	Opp Rank*	Result
12/4	NR	Purdue	17/NR	L, 41-74
12/21	NR	Georgia	20/20	L, 75-81
1/4	NR	at Tennessee	1/2	L, 48-79
1/19	NR	at Penn State	17/21	L, 66-87
1/25	NR	at DePaul	21/NR	L, 55-71

1993-1994	ND Rank*	Opponent	Opp Rank*	Result
12/8	NR	at Purdue	22/22	L, 59-66
1/7	NR	Tennessee	1/1	L, 70-105

1994-1995	ND Rank*	Opponent	Opp Rank*	Result
11/26	NR	at Seton Hall	25/25	L, 60-85 (ot)
11/30	NR	Purdue	13/11	L, 83-87
12/3	NR	vs. Alabama	6/6	L, 87-105
12/27	NR	vs. Colorado	9/9	L, 70-91

1995-1996	ND Rank*	Opponent	Opp Rank*	Result
12/1	NR	vs. Penn State	12/13	L, 77-86
12/3	NR	vs. Texas A&M	NR/22	L, 84-88 (ot)
1/18	NR	Connecticut	3/3	L, 64-87
2/7	24/NR	Pittsburgh	NR	W, 90-51
2/10	24/NR	at Georgetown	NR	W, 81-63
2/14	25/NR	Villanova	NR	W, 72-56
2/17	25/NR	at Pittsburgh	NR	W, 89-51
2/20	23/24	Miami (Fla.)	NR	W, 86-70
2/24	23/24	at Connecticut	3/4	L, 79-86
2/26	23/24	at West Virginia	NR	W, 73-55
3/3	23/24	vs. Syracuse	NR	W, 70-55
3/4	22/23	vs. Seton Hall	NR	W, 69-58
3/5	22/23	at Connecticut	2/3	L, 54-71
3/15	21/23	vs. Purdue	15/16	W, 73-60
3/17	21/23	at Texas Tech	9/9	L, 67-82

1996-1997	ND Rank*	Opponent	Opp Rank*	Result
11/15	20/25	Kent State	NR	W, 66-41
11/17	20/25	at Iowa	6/6	W, 61-50
11/19	14/17	vs. Tennessee	3/2	L, 59-72
11/20	14/17	vs. NC State	8/12	W, 64-53
11/23	14/17	at Bowling Green	NR	W, 85-70
11/29	9/12	vs. Ohio	NR	W, 95-85
11/30	9/12	at Georgia Tech	NR	W, 76-69
12/5	7/14	at Purdue	NR	L, 58-73



Katryna Gaither's 27 points and 14 rebounds propelled Notre Dame to a 71-60 victory at sixth-ranked Iowa in the second round of the 1996 Preseason WNIT. It was the first-ever win over a Top 10 program for the Irish.

12/7	7/14	Providence	NR	W, 91-75
12/9	10/17	Wisconsin	19/13	L, 69-81
12/11	10/17	Indiana	NR	W, 71-63
12/21	16/19	at Valparaiso	NR	W, 75-56
1/2	17/22	at Seton Hall	NR	W, 87-47
1/4	17/22	at Ohio State	NR	L, 67-74
1/7	21/24	at Boston College	NR	W, 61-57
1/9	21/24	West Virginia	NR	W, 103-58
1/12	21/24	at Villanova	NR	W, 77-54
1/15	21/24	at Syracuse	NR	W, 72-45
1/18	21/24	Pittsburgh	NR	W, 65-49
1/21	19/22	Rutgers	NR	W, 76-61
1/25	19/22	Georgetown	NR	W, 67-63
1/29	19/22	at Miami (Fla.)	NR	W, 72-71
2/2	19/22	at St. John's	NR	W, 75-47
2/6	15/21	Syracuse	NR	W, 90-73
2/9	15/21	at Connecticut	1/1	L, 49-72
2/12	17/18	Boston College	NR	W, 91-64
2/16	17/18	at Providence	NR	W, 97-74
2/19	16/17	Villanova	NR	W, 68-51
2/22	16/17	Seton Hall	NR	W, 65-61
2/25	14/15	at West Virginia	NR	W, 80-67
3/2	14/15	vs. Rutgers	NR	W, 86-58
3/3	13/15	vs. Georgetown	NR	W, 84-43
3/4	13/15	at Connecticut	1/1	L, 77-86
3/15	15/14	vs. Memphis	NR	W, 93-62
3/17	15/14	at Texas	14/13	W, 86-83
3/22	15/14	vs. Alabama	8/7	W, 87-71
3/24	15/14	vs. Geo. Washington	22/16	W, 62-52
3/28	15/14	vs. Tennessee	10/11	L, 66-80

1997-1998	ND Rank*	Opponent	Opp Rank*	Result
11/22	NR	at Duke	19/19	L, 62-80
12/6	NR	Connecticut	3/2	L, 59-78
12/8	NR	at Wisconsin	17/19	L, 77-89
2/21	NR	at Connecticut	2/2	L, 61-73
3/2	NR	vs. Connecticut	2/3	L, 53-73
3/15	NR	at Texas Tech	6/5	W, 74-59
3/21	NR	vs. Purdue	21/22	L, 65-70



During the 1997 NCAA Tournament, Beth Morgan averaged 26.7 points per game in three consecutive victories over ranked opponents, helping Notre Dame reach the Final Four for the first time in school history.

1998-1999	ND Rank*	Opponent	Opp Rank*	Result
11/14	17/19	UCLA	6/6	W, 99-82
11/18	11/19	at Butler	NR	W, 71-60
11/21	11/19	Duke	6/4	W, 84-57
11/24	7/10	Illinois	25/23	W, 101-92
11/28	7/10	at San Francisco	NR	W, 74-43
12/2	6/9	Toledo	NR	W, 82-64
12/8	6/6	Connecticut	1/1	L, 81-106
12/12	6/6	Villanova	NR	W, 63-62
12/19	6/7	at South Florida	NR	W, 83-63
12/21	7/7	at Michigan State	NR	W, 75-64
12/30	7/7	at Boston College	NR	L, 65-78
1/2	7/7	at Georgetown	NR	W, 93-61
1/7	9/9	West Virginia	NR	W, 111-90
1/10	9/9	Providence	NR	W, 79-56
1/16	9/9	at Pittsburgh	NR	W, 81-72
1/20	9/9	at Seton Hall	NR	W, 87-47
1/23	9/9	St. John's	NR	W, 99-60
1/26	9/9	at Syracuse	NR	W, 94-61
1/30	7/7	at Providence	NR	W, 97-59
2/3	6/7	Boston College	20/22	W, 74-59
2/6	6/7	Seton Hall	NR	W, 77-49
2/10	6/6	at Villanova	NR	W, 74-52
2/13	6/6	at Rutgers	9/12	L, 57-77
2/17	9/9	Syracuse	NR	W, 82-60
2/20	9/9	at West Virginia	NR	W, 89-54
2/23	10/10	Miami (Fla.)	NR	W, 89-62
2/28	10/10	vs. Villanova	NR	W, 83-53
3/1	10/10	at Rutgers	7/8	W, 68-61
3/2	8/9	vs. Connecticut	6/5	L, 75-96
3/13	8/9	vs. Saint Mary's	NR	W, 61-57
3/15	8/9	at LSU	21/21	L, 64-74

1999-2000	ND Rank*	Opponent	Opp Rank*	Result
11/20	7/9	at Toledo	NR	W, 66-52
11/27	6/6	at Illinois	15/15	L, 67-77
12/1	11/8	Butler	NR	W, 77-57
12/4	11/8	vs. No. Carolina	9/12	W, 99-86
12/5	11/8	vs. Liberty	NR	W, 85-68
12/8	7/6	at Purdue	18/16	L, 61-71
12/11	7/6	Michigan State	NR	W, 84-54
12/19	11/7	at Fla. International	NR	W, 68-62
12/27	12/8	USC	NR	W, 74-59
12/29	10/8	Valparaiso	NR	W, 88-65
1/2	10/8	Marquette	NR	W, 75-60
1/5	8/6	West Virginia	NR	W, 75-54
1/8	8/6	at Georgetown	NR	W, 82-60
1/11	6/6	Seton Hall	NR	W, 80-52
1/15	6/6	Syracuse	NR	W, 71-56
1/18	5/6	at Pittsburgh	NR	W, 67-53
1/22	5/6	at Miami	NR	W, 76-54
1/26	5/5	at St. John's	NR	W, 69-49
1/29	5/5	Georgetown	NR	W, 87-56
2/1	5/5	at Providence	NR	W, 90-60
2/5	5/5	Boston College	18/18	W, 72-59
2/9	5/5	Pittsburgh	NR	W, 81-74
2/12	5/5	St. John's	NR	W, 94-51
2/16	5/5	at Villanova	NR	W, 70-52
2/19	5/5	at Rutgers	8/11	W, 78-74 (ot)
2/22	5/5	Miami	NR	W, 83-68
2/26	5/5	at Connecticut	1/1	L, 59-77
3/5	6/6	vs. Miami	NR	W, 67-52
3/6	5/5	vs. Rutgers	8/10	L, 72-81 (ot)
3/17	5/6	San Diego	NR	W, 87-61
3/19	5/6	vs. Geo. Washington	NR/23	W, 95-60
3/25	5/6	vs. Texas Tech	11/11	L, 65-69

ADDITIONAL POLLING DATA

(based on Associated Press poll ranking)

First game vs. ranked opponent

#15 South Carolina, 1/31/81 (L, 124-48)

First win vs. ranked opponent

at #17 Duke, 2/6/88 (W, 78-66)

First home win vs. ranked opponent

#20 Vanderbilt, 1/4/90 (W, 77-63)

First victory vs. Top 10 team

at #6 Iowa, 11/15/96 (W, 61-50)

First time Notre Dame was ranked

December 31, 1990 (25th)

Most consecutive weeks ranked

96 (11/4/07 to present)

Record vs. ranked teams: 82-123

Home: 34-33

Away: 21-67

Neutral: 27-23

Record vs. ranked teams since 1996-97: 78-78

Home: 32-15

Away: 21-46

Neutral: 25-17

Record as a ranked team: 342-89

Home: 165-23

Away: 126-51

Neutral: 51-15

Record when both teams are ranked: 67-58

Record vs. Top 10 opponents: 34-76

Record vs. Top 5 opponents: 9-48

Record vs. top-ranked opponents: 3-19

Highest-ranked team defeated:

1st, three times (Connecticut, 1/15/01, 92-76;
vs. Connecticut, 3/30/01, 90-75; vs. Connecticut,
4/3/11, 72-63)

Most victories over ranked teams in one

season: 13 (2011-12)

Total weeks in Top 10: 122

(two in 1996-97, 16 in '98-99, 15 in '99-00, 18 in
'00-01, five in '02-03, 16 in '04-05, one in '05-06,
one in '07-08, two in '08-09, 19 in '09-10, eight in
'10-11, 19 in '11-12)

Weeks as top-ranked team: 6 (2000-01)

In the Rankings

2000-2001	ND Rank*	Opponent	Opp Rank*	Result
11/17	6/5	at Valparaiso	NR	W, 71-46
11/20	5/5	Arizona	NR	W, 95-65
11/22	5/5	at Wisconsin	19/NR	W, 83-56
11/24	5/5	vs. Georgia	6/6	W, 75-73
11/27	4/4	Fordham	NR	W, 89-44
12/3	4/4	vs. No. Carolina	NR	W, 78-55
12/6	4/4	Villanova	NR	W, 64-33
12/9	4/4	Purdue	6/5	W, 72-61
12/18	3/3	W. Michigan	NR	W, 84-54
12/21	3/3	at Marquette	NR	W, 75-56
12/28	3/3	at USC	NR	W, 70-61
12/31	3/3	Rice	NR	W, 80-40
1/3	3/3	at Virginia Tech	NR	W, 75-54
1/6	3/3	Rutgers	9/10	W, 67-46
1/9	3/3	at St. John's	NR	W, 84-49
1/13	3/3	Virginia Tech	NR	W, 75-55
1/15	3/3	Connecticut	1/1	W, 92-76
1/21	3/3	at Seton Hall	NR	W, 72-47
1/24	1/1	at West Virginia	NR	W, 87-64
1/31	1/1	Providence	NR	W, 64-44
2/2	1/1	at Boston College	NR	W, 81-65
2/7	1/1	Pittsburgh	NR	W, 72-58
2/14	1/1	at Syracuse	NR	W, 75-61
2/17	1/1	at Rutgers	11/14	L, 53-54
2/20	2/2	Miami (Fla.)	NR	W, 81-43
2/24	2/2	Georgetown	NR	W, 65-53
2/27	2/2	at Pittsburgh	NR	W, 82-63
3/4	2/2	vs. Georgetown	NR	W, 89-33
3/5	1/1	vs. Virginia Tech	NR	W, 67-49
3/6	1/1	at Connecticut	2/2	L, 76-78
3/17	2/2	Alcorn State	NR	W, 98-49
3/19	2/2	Michigan	NR	W, 88-54
3/24	2/2	vs. Utah	17/16	W, 69-54
3/26	2/2	vs. Vanderbilt	10/13	W, 72-64
3/30	2/2	vs. Connecticut	1/1	W, 90-75
4/1	2/2	vs. Purdue	9/8	W, 68-66

2001-2002	ND Rank*	Opponent	Opp Rank*	Result
11/18	15/14	Valparaiso	NR	W, 42-35
11/21	15/14	at Colorado St.	20/22	L, 66-72
11/24	15/14	at Arizona	NR	L, 70-72
11/26	23/23	Army	NR	W, 89-57
12/2	23/23	vs. Michigan	16/17	L, 63-78
12/6	NR	at Purdue	7/8	L, 57-70
1/21	NR	at Connecticut	1/1	L, 53-80
1/26	NR	Virginia Tech	16/17	W, 64-57
2/10	NR	Boston College	16/18	W, 60-44
2/13	23/NR	St. John's	NR	W, 66-31
2/16	23/NR	at Rutgers	NR	W, 57-52
2/19	22/NR	West Virginia	NR	W, 72-63
2/23	22/NR	at Georgetown	NR	W, 86-66
2/26	21/25	Villanova	NR	L, 45-48
3/3	21/25	vs. Syracuse	NR	L, 79-84
3/17	NR	at Tennessee	6/6	L, 50-89

2002-2003	ND Rank*	Opponent	Opp Rank*	Result
11/26	10/10	Cleveland State	NR	W, 107-65
11/29	10/10	at USC	NR	W, 69-57
12/4	9/9	at Valparaiso	NR	W, 74-68
12/7	9/9	at Arizona State	NR	W, 81-52
12/11	8/8	at DePaul	NR	L, 59-75
12/14	8/8	Temple	NR	W, 84-61
12/21	12/11	IPFW	NR	W, 82-54
12/23	12/11	Colorado State	NR	W, 46-45
12/28	12/12	vs. Tennessee	5/5	L, 61-77

12/31	13/13	at Marquette	NR	W, 75-68
1/4	13/13	Purdue	7/6	L, 54-71
1/8	16/17	at West Virginia	NR	W, 66-59
1/11	16/17	Miami (Fla.)	NR	L, 70-80
1/14	21/20	at St. John's	NR	W, 71-42
1/18	21/20	Rutgers	NR	L, 61-64
1/20	21/20	Connecticut	3/2	L, 52-73
1/25	NR/23	at Villanova	20/24	W, 58-56
1/29	NR/24	at Boston College	NR/25	L, 48-76
2/1	NR/24	West Virginia	NR	W, 69-64
2/23	NR	at Connecticut	1/1	L, 59-77
3/9	NR	vs. Villanova	20/18	L, 39-50
3/23	NR	vs. Arizona	22/22	W, 59-47
3/25	NR	at Kansas State	8/7	W, 59-53
3/30	NR	vs. Purdue	10/10	L, 47-66

2003-2004	ND Rank*	Opponent	Opp Rank*	Result
11/14	15/16	vs. Auburn	22/25	W, 77-64
11/15	15/16	at Colorado	20/20	L, 63-67 (ot)
11/21	20/20	Valparaiso	NR	W, 74-57
11/26	17/17	at Michigan St.	NR	L, 63-92
11/30	17/17	at Tennessee	3/3	L, 59-83
1/4	NR	at Purdue	7/8	L, 63-76
1/10	NR	Virginia Tech	16/15	W, 53-40
1/13	NR	Connecticut	4/4	W, 66-51
1/24	NR	Villanova	23/25	W, 38-36
1/28	NR	at Miami (Fla.)	17/16	W, 59-50
1/31	NR	Boston College	NR/23	W, 52-50
2/4	23/NR	Georgetown	NR	W, 66-52
2/8	23/NR	at Seton Hall	NR	L, 45-51
2/25	NR	Miami (Fla.)	21/19	W, 93-58
3/27	NR	vs. Penn State	5/7	L, 49-55

2004-2005	ND Rank*	Opponent	Opp Rank*	Result
11/12	10/11	Illinois State	NR	W, 92-73
11/14	10/11	Nebraska	NR	W, 73-57
11/17	11/10	Duke	6/6	W, 76-65
11/20	11/10	Ohio State	10/9	W, 66-62
11/22	6/6	Colorado State	NR	W, 69-47
11/26	6/6	at USC	NR	W, 60-56
11/30	3/3	at Valparaiso	NR	W, 69-59
12/2	3/3	Michigan State	15/15	L, 73-82 (ot)
12/9	7/5	at Dayton	NR	W, 65-39
12/11	7/5	Washington	NR	W, 72-58
12/19	7/5	at Marquette	NR	W, 50-47
12/30	6/4	at No. Illinois	NR	W, 73-49
1/2	6/4	Seton Hall	NR	W, 54-33
1/5	4/3	Syracuse	NR	W, 75-58
1/9	4/3	at Villanova	NR	L, 54-59
1/12	7/6	Connecticut	16/16	L, 50-67

1/16	7/6	Purdue	20/20	W, 86-69
1/19	11/10	at Syracuse	NR	W, 74-61
1/23	11/10	Rutgers	6/7	W, 63-47
1/26	6/7	St. John's	NR	W, 72-65
1/30	6/7	at Connecticut	9/10	W, 65-59
2/2	6/7	Boston College	16/13	W, 64-57
2/5	6/7	at Pittsburgh	NR	W, 75-47
2/9	6/7	at Providence	NR	W, 75-57
2/12	6/7	Georgetown	NR	W, 72-58
2/15	5/7	at Boston College	25/22	W, 54-47
2/19	5/7	at Rutgers	10/10	L, 48-59
2/26	10/10	West Virginia	NR	W, 82-57
3/1	10/10	at Seton Hall	NR	W, 41-35
3/6	10/10	vs. West Virginia	NR	W, 70-59
3/7	10/10	at Connecticut	13/14	L, 54-67
3/19	11/13	vs. UCSB	NR	W, 61-51
3/21	11/13	vs. Arizona State	NR/24	L, 61-70

2005-2006	ND Rank*	Opponent	Opp Rank*	Result
11/18	15/16	Michigan	NR	W, 55-45
11/20	15/16	at W. Michigan	NR	W, 71-68
11/23	13/15	at Indiana	NR	W, 74-61
11/27	13/15	USC	24/21	W, 73-62
11/29	11/12	Iona	NR	W, 74-55
12/4	11/12	at Wisconsin	NR	W, 77-72
12/7	10/10	at Purdue	24/23	L, 54-65
12/17	13/14	vs. Arkansas State	NR	W, 77-54
12/18	13/14	vs. Utah	22/21	W, 68-55
12/28	12/11	Valparaiso	NR	W, 58-50
12/31	12/11	Tennessee	1/1	L, 51-62
1/4	12/12	at St. John's	NR	L, 63-66
1/7	12/12	Seton Hall	NR	L, 61-74
1/10	20/19	Marquette	NR	W, 67-65 (ot)
1/14	20/19	at Louisville	NR	L, 51-61
1/17	24/22	DePaul	10/10	W, 78-75
1/21	24/22	at Georgetown	NR	W, 54-52
1/24	21/21	at Rutgers	10/9	L, 43-69
1/28	21/21	South Florida	NR	L, 64-68 (ot)
2/12	NR	at DePaul	17/15	L, 50-79
2/19	NR	Connecticut	8/6	L, 64-79
3/5	NR	at Connecticut	7/7	L, 60-71

2006-2007	ND Rank*	Opponent	Opp Rank*	Result
12/6	NR	Purdue	10/9	W, 67-58
12/30	NR	at Tennessee	4/4	L, 54-78
1/23	NR	at Marquette	17/18	L, 62-71
1/27	NR	at Connecticut	7/5	L, 47-64
2/7	NR	Louisville	17/16	W, 64-55
2/24	NR	Rutgers	21/22	L, 60-76
3/20	NR	vs. North Carolina	2/2	L, 51-60



Notre Dame earned its first-ever No. 1 ranking in 2000-01 following a 92-76 win over Connecticut. The Irish would hold the top spot in both major national polls for six weeks that season en route to the program's first NCAA national championship.

2007-2008	ND Rank*	Opponent	Opp Rank*	Result
11/9	24/NR	Miami (Ohio)	NR	W, 98-50
11/13	23/25	Western Kentucky	NR	W, 78-59
11/16	23/25	at Maryland	3/3	L, 59-75
11/20	23/24	at Central Michigan	NR	W, 94-41
11/24	23/24	Boston College	NR	W, 89-58
11/27	22/23	Canisius	NR	W, 93-47
12/2	22/23	Michigan	NR	W, 77-46
12/5	16/20	at Bowling Green	NR	W, 86-84 (ot)
12/8	16/20	at Purdue	NR	W, 61-48
12/12	17/17	Valparaiso	NR	W, 94-56
12/21	17/17	at IU/PUI	NR	W, 67-44
12/29	16/16	Saint Francis (Pa.)	NR	W, 82-39
1/2	14/14	at Richmond	NR	W, 84-59
1/5	14/14	Tennessee	3/3	L, 63-87
1/8	14/14	at Louisville	NR	W, 82-74
1/13	14/14	at West Virginia	16/16	L, 50-56
1/16	17/15	Villanova	NR	W, 69-58
1/19	17/15	at Georgetown	NR	W, 104-86
1/22	16/16	DePaul	NR/25	L, 80-81
1/27	16/16	Connecticut	1/1	L, 64-81
1/30	20/20	Providence	NR	W, 85-54
2/2	20/20	at Cincinnati	NR	W, 73-41
2/10	16/17	Pittsburgh	15/15	W, 81-66
2/13	16/16	Marquette	NR	W, 99-76
2/16	16/16	at Syracuse	21/23	W, 79-67
2/19	14/14	at Rutgers	5/4	L, 51-57
2/24	14/14	at DePaul	NR	W, 66-64
2/27	14/14	South Florida	NR	W, 92-49
3/1	14/14	Seton Hall	NR	W, 70-55
3/3	9/14	at St. John's	NR	L, 51-61
3/9	9/15	vs. Pittsburgh	NR	L, 53-64
3/23	15/15	vs. SMU	NR	W, 75-62
3/25	15/19	vs. Oklahoma	14/13	W, 79-75 (ot)
3/30	15/19	vs. Tennessee	3/3	L, 64-74

2008-2009	ND Rank*	Opponent	Opp Rank*	Result
11/16	16/14	at LSU	24/22	W, 62-53
11/19	15/15	Evansville	NR	W, 96-61
11/23	15/15	at Boston College	NR	W, 102-54
11/25	14/10	Georgia Southern	NR	W, 85-36
11/29	14/10	Michigan State	24/NR	W, 78-72
12/2	11/8	at E. Michigan	NR	W, 83-63
12/7	11/8	Purdue	17/20	W, 62-51
12/10	8/8	at Michigan	NR	L, 59-63 (ot)
12/13	8/8	at Valparaiso	NR	W, 63-55
12/20	13/7	Loyola (Ill.)	NR	W, 89-45
12/28	12/6	at Charlotte	NR	W, 68-61
12/30	12/6	at Vanderbilt	20/19	W, 59-57
1/3	12/6	at Seton Hall	NR	W, 66-60
1/6	12/4	at DePaul	NR	W, 86-62
1/10	12/4	Georgetown	NR	W, 84-63
1/13	10/4	at Marquette	NR	L, 65-75
1/17	10/4	St. John's	NR	W, 70-67
1/24	13/9	at Villanova	NR	L, 48-55
1/27	17/13	Rutgers	NR	L, 68-78
1/31	17/13	Cincinnati	NR	W, 66-50
2/3	19/16	at Pittsburgh	22/24	L, 70-82
2/8	19/16	DePaul	25/25	W, 62-59
2/11	22/22	Louisville	10/12	L, 66-71
2/17	24/24	at South Florida	NR	W, 86-79
2/22	24/24	at Connecticut	1/1	L, 66-76
2/24	23/22	Syracuse	NR	W, 90-79
2/28	23/22	at Providence	NR	W, 65-56
3/2	20/22	West Virginia	NR	W, 72-66
3/7	20/17	vs. St. John's	NR	W, 62-45
3/8	20/17	vs. Villanova	NR	L, 47-58
3/22	23/20	Minnesota	NR	L, 71-79

2009-2010	ND Rank*	Opponent	Opp Rank*	Result
11/15	4/7	Ark.-Pine Bluff	NR	W, 102-57
11/19	5/6	at Michigan St.	21/21	W, 68-67
11/22	5/6	Iona	NR	W, 80-45
11/26	5/6	vs. San Diego St.	23/24	W, 84-79
11/27	5/6	vs. South Carolina	NR	W, 78-55
11/28	5/6	vs. Oklahoma	20/17	W, 81-71
12/2	5/6	Eastern Michigan	NR	W, 69-59
12/8	3/4	IPFW	NR	W, 96-60
12/12	3/4	Valparaiso	NR	W, 88-47
12/20	4/4	Charlotte	NR	W, 90-31
12/29	3/3	at Central Florida	NR	W, 85-52
12/31	3/3	Vanderbilt	18/16	W, 74-69
1/4	3/3	at Purdue	NR	W, 79-75
1/9	3/3	Villanova	NR	W, 81-46
1/12	3/3	South Florida	NR	W, 81-64
1/16	3/3	at Connecticut	1/1	L, 46-70
1/19	4/5	at Louisville	NR	W, 78-60
1/24	4/5	West Virginia	16/11	W, 74-66
1/27	3/3	Providence	NR	W, 84-59
1/30	3/3	at Syracuse	NR	W, 74-73
2/1	3/3	at Rutgers	NR	W, 75-63
2/6	3/3	Pittsburgh	NR	W, 86-76
2/9	4/3	at Cincinnati	NR	W, 66-50
2/14	4/3	DePaul	NR	W, 90-66
2/16	4/3	at St. John's	22/23	L, 71-76
2/20	4/3	at Georgetown	14/12	L, 66-76
2/23	7/8	Marquette	NR	W, 82-67
2/27	7/8	at Seton Hall	NR	W, 72-47
3/1	6/8	Connecticut	1/1	L, 51-76
3/6	6/7	vs. Louisville	NR	W, 89-52
3/7	6/7	vs. St. John's	16/16	W, 75-67
3/8	6/7	at Connecticut	1/1	L, 44-59
3/21	7/7	Cleveland State	NR	W, 86-58
3/23	7/7	Vermont	NR	W, 84-66
3/28	7/7	vs. Oklahoma	12/12	L, 72-77 (ot)

2010-2011	ND Rank*	Opponent	Opp Rank*	Result
11/12	12/12	New Hampshire	NR	W, 99-48
11/15	12/12	Morehead State	NR	W, 91-28
11/18	12/12	UCLA	15/15 L	83-86 (2ot)
11/21	12/12	at Kentucky	9/10	L, 76-81
11/26	18/16	IU/PUI	NR	W, 95-29
11/27	18/16	Wake Forest	NR	W, 92-69
11/28	18/16	Butler	NR	W, 85-54
12/1	16/16	at Baylor	2/3	L, 65-76
12/5	16/16	Purdue	NR	W, 72-51
12/8	18/18	at Providence	NR	W, 79-43
12/11	18/18	Craigton	NR	W, 91-54
12/20	17/16	at Valparaiso	NR	W, 94-43
12/29	16/14	vs. Gonzaga	NR	W, 70-61
12/30	16/14	vs. Loy. Marymount	NR	W, 91-47
1/2	16/14	SE Missouri State	NR	W, 97-21
1/5	13/12	at Marquette	NR	W, 73-55
1/8	13/12	Connecticut	2/2	L, 76-79
1/12	12/12	Louisville	NR	W, 80-60
1/15	12/12	at Pittsburgh	NR	W, 82-50
1/18	11/10	Georgetown	16/17	W, 80-58
1/23	11/10	St. John's	NR/23	W, 69-36
1/29	9/9	at Villanova	NR	W, 58-43
2/1	8/8	Syracuse	NR/25	W, 71-48
2/5	8/8	at South Florida	NR	W, 76-68
2/8	8/8	Seton Hall	NR	W, 89-38
2/12	8/8	Rutgers	NR	W, 71-49
2/19	8/8	at Connecticut	2/2	L, 57-78
2/22	8/7	at West Virginia	19/18	W, 72-60
2/26	8/7	Cincinnati	NR	W, 66-48
2/28	7/7	at DePaul	12/11	L, 69-70

3/6	7/8	vs. Louisville	NR	W, 63-53
3/7	10/8	vs. DePaul	9/13	W, 71-67
3/8	10/7	at Connecticut	1/1	L, 64-73
3/19	9/7	at Utah	NR	W, 67-54
3/21	9/7	vs. Temple	NR	W, 77-64
3/26	9/7	vs. Oklahoma	21/20	W, 78-53
3/28	9/7	vs. Tennessee	4/4	W, 73-59
4/3	9/7	vs. Connecticut	1/1	W, 72-63
4/5	9/7	vs. Texas A&M	7/8	L, 70-76

2011-2012	ND Rank*	Opponent	Opp Rank*	Result
11/11	2/2	Akron	NR	W, 81-61
11/13	2/2	Indiana State	NR	W, 99-34
11/17	2/2	Hartford	NR	W, 98-43
11/20	2/2	at Baylor	1/1	L, 81-94
11/25	4/3	vs. USC	NR	W, 80-58
11/26	4/3	vs. Duke	7/6	W, 56-54
12/2	3/3	Pennsylvania	NR	W, 69-38
12/4	3/3	at Creighton	NR	W, 76-48
12/7	3/3	Marquette	NR	W, 95-42
12/10	3/3	at Purdue	12/14	W, 66-38
12/18	3/3	Kentucky	8/7	W, 92-83
12/20	3/3	Central Florida	NR	W, 90-38
12/28	3/3	Longwood	NR	W, 92-26
12/30	3/3	at Mercer	NR	W, 128-42
1/4	3/3	at Seton Hall	NR	W, 74-36
1/7	3/3	Connecticut	2/2	W, 74-67 (ot)
1/10	2/2	at Georgetown	18/17	W, 80-60
1/14	2/2	at Cincinnati	NR	W, 76-50
1/17	2/2	Pittsburgh	NR	W, 120-44
1/21	2/2	Villanova	NR	W, 76-43
1/23	2/2	Tennessee	7/9	W, 72-44
1/28	2/2	at St. John's	NR	W, 71-56
1/31	2/2	at Rutgers	13/14	W, 71-41
2/5	2/2	DePaul	NR/23	W, 90-70
2/7	2/2	at Syracuse	NR	W, 74-55
2/12	2/2	West Virginia	NR	L, 63-65
2/14	4/4	Providence	NR	W, 66-47
2/20	3/4	at Louisville	16/16	W, 68-52
2/25	3/3	South Florida	NR	W, 80-68
2/27	3/3	at Connecticut	4/4	W, 72-59
3/4	3/3	vs. DePaul	NR/23	W, 69-54
3/5	3/3	vs. West Virginia	25/NR	W, 73-45
3/6	3/3	at Connecticut	4/4	L, 54-63
3/18	4/4	Liberty	NR	W, 74-43
3/20	4/4	California	NR	W, 73-62
3/25	4/4	vs. St. Bonaventure	21/25	W, 79-35
3/27	4/4	vs. Maryland	5/5	W, 80-49
4/1	4/4	vs. Connecticut	3/3	W, 83-75 (ot)
4/3	4/4	vs. Baylor	1/1	L, 61-80

* - The numbers in front of the opponent indicates Notre Dame's ranking in the Associated Press and USA Today/CNN or USA Today/ESPN polls at the time of the game. The numbers following the opponent indicates the opponent's ranking in both polls. The first number is the AP ranking. The 1988-89 season was the first year of the USA Today poll. NR indicates the team was not ranked in the top 25 at game time.

NCAA Tournament History



1992 NCAA Tournament

UCLA 93 • Notre Dame 72 (First Round)

March 18, 1992

Pauley Pavilion (Westwood, Calif.)

	3-pt																			
	FG-A	FG-A	FT-A	REB	PF	TP	A	TO	BK	ST	Min									
Notre Dame																				
Letitia Bowen	7-13	0-0	4-4	4-8-12	2	18	1	2	0	0	32									
Corralita Haysbert	0-4	0-0	0-0	1-0-1	5	0	1	0	0	0	12									
Margaret Nowlin	4-12	0-0	6-6	0-2-2	2	14	1	0	2	3	30									
Kara Leary	0-6	0-0	0-0	0-1-1	3	0	5	6	0	1	26									
Sherri Orlosky	4-10	0-2	0-0	1-2-3	2	8	0	0	0	1	26									
Kristin Kraupp	0-0	0-0	0-0	0-0-0	2	0	0	0	0	0	9									
Dionne Smith	1-1	0-0	0-0	0-0-0	2	0	0	0	0	0	7									
Coquese Washington	2-8	1-2	2-2	1-2-3	1	7	4	3	0	4	19									
Michelle Marciniak	5-13	1-4	10-13	2-1-3	3	21	3	5	0	4	27									
Andrea Alexander	1-3	0-0	0-0	0-2-2	2	2	0	1	0	0	8									
Majenica Rupe	0-1	0-0	0-0	0-1-1	2	0	0	0	0	0	4									
TOTALS	24-71	2-8	22-25	14-23-37	24	72	15	17	2	13	200									

	3-pt																			
	FG-A	FG-A	FT-A	REB	PF	TP	A	TO	BK	ST	Min									
UCLA																				
Rebema Stephens	4-13	0-0	3-4	1-5-6	2	11	1	2	1	1	17									
Natalie Williams	9-19	0-0	4-6	6-9-15	3	22	2	2	0	0	28									
Lynn Kamrath	3-8	0-0	0-1	6-8-14	2	6	5	5	4	1	30									
Nicole Anderson	7-11	0-0	2-2	2-4-6	3	16	6	3	0	4	30									
DeDe Mostan	4-14	1-4	0-0	3-3-6	4	9	5	1	0	1	32									
Marcy Tarabochia	0-0	0-0	0-0	0-0-0	0	0	0	0	0	0	2									
Detra Lockhart	0-3	0-1	0-0	2-1-3	3	0	0	3	0	1	18									
Amey Jalevalia	6-14	0-0	10-12	4-3-7	1	21	4	1	2	0	27									
Stephanie Allen	0-0	0-0	0-0	0-1-1	0	0	0	0	0	0	1									
Melissa Gische	0-0	0-0	0-0	0-0-0	0	0	0	0	0	0	1									
Gena Vannostveen	1-1	0-0	6-7	0-2-2	2	8	0	1	0	1	14									
TOTALS	34-83	1-5	25-32	27-37-64	20	93	23	18	7	9	200									

SCORE BY PERIODS

	1	2	F
Notre Dame	24	48	72
UCLA	37	56	93

Officials: Al Miller, Bruce Allen; Attendance: 441



1994 NCAA Tournament

Minnesota 81 • Notre Dame 76 (First Round)

March 16, 1994

Joyce Center (Notre Dame, Ind.)

	3-pt																			
	FG-A	FG-A	FT-A	REB	PF	TP	A	TO	BK	ST	Min									
Minnesota																				
Cara Pearson	0-3	0-0	1-2	0-7-7	4	1	1	3	0	0	21									
Crystal Flint	6-8	0-0	1-3	2-2-4	0	13	3	4	1	2	32									
Carol Ann Shudlick	7-12	0-0	5-6	1-2-3	4	19	2	4	3	2	36									
Shannon Loeblein	2-11	1-5	6-7	0-5-5	3	11	3	3	1	2	35									
Nikki Coates	4-8	2-3	4-7	1-2-3	3	14	3	2	0	2	29									
Mary Klotzbeecher	1-3	0-1	0-0	0-0-0	0	2	3	1	0	3	11									
Nancy Alexander	5-5	2-2	1-1	1-3-4	2	13	1	1	0	1	22									
Nancy Shudlick	0-0	0-0	0-0	0-0-0	0	0	0	0	0	0	2									
Lori Layler	1-1	0-0	6-8	0-0-0	0	8	1	2	0	2	12									
TOTALS	26-51	5-11	24-34	5-24-29	16	81	17	20	5	14	200									

	3-pt																			
	FG-A	FG-A	FT-A	REB	PF	TP	A	TO	BK	ST	Min									
Notre Dame																				
Beth Morgan	10-21	2-7	4-4	2-2-4	4	26	2	0	1	1	39									
Letitia Bowen	4-14	0-0	1-2	2-6-8	5	9	0	3	0	3	27									
Tootie Jones	3-6	0-0	2-2	2-5-7	4	8	4	3	1	2	28									
Kara Leary	3-7	0-2	4-4	5-2-7	4	10	8	10	0	2	36									
Sherri Orlosky	1-6	0-0	0-0	1-4-5	1	2	0	1	0	3	23									
Kristin Kraupp	1-1	1-1	0-0	0-1-1	0	3	0	0	0	0	1									
Jeanine Augustin	0-1	0-0	0-0	0-0-0	2	0	1	0	0	1	10									
Katryna Gailther	1-1	0-0	2-2	0-1-1	1	4	0	0	0	0	6									
Andrea Alexander	1-1	0-0	1-2	1-2-3	1	3	2	1	1	0	12									
Carey Poor	5-9	0-0	1-3	2-4-6	5	11	1	3	0	1	18									
TOTALS	29-67	3-12	15-19	15-29-44	28	76	18	21	3	13	200									

SCORE BY PERIODS

	1	2	F
Minnesota	31	50	81
Notre Dame	30	46	76

Officials: Forrest Phillips, Bill Pickett; Attendance: 2,296



1996 NCAA Tournament

Notre Dame 73 • Purdue 60 (First Round)

March 15, 1996

Lubbock Municipal Coliseum (Lubbock, Texas)

	3-pt																			
	FG-A	FG-A	FT-A	REB	PF	TP	A	TO	BK	ST	Min									
Notre Dame																				
Beth Morgan	3-14	0-5	10-10	2-2-4	2	16	5	0	1	4	34									
Carey Poor	1-4	0-0	5-6	1-3-4	1	7	0	1	0	1	24									
Katryna Gailther	8-14	0-0	2-8	4-9-13	4	18	0	1	1	1	33									
Mollie Patrick	0-8	0-5	6-6	0-5-5	1	6	6	4	1	5	35									
Jeanine Augustin	1-2	0-0	0-0	1-2-3	2	2	5	1	2	2	15									
Adrienne Jordan	0-0	0-0	0-0	0-0-0	0	0	0	0	0	0	1									
Danielle Green	0-1	0-0	0-0	1-2-3	1	0	0	2	0	1	7									
Sheila McMillen	3-3	2-2	0-0	1-2-3	0	8	1	1	0	1	27									
Rosanne Bohman	7-11	0-0	2-2	1-4-5	3	3	1	3	0	1	20									
Diana Brandly	0-1	0-0	0-0	1-0-1	0	0	0	0	0	0	4									
TOTALS	23-58	2-12	25-32	12-33-45	14	73	18	15	3	16	200									

	3-pt																			
	FG-A	FG-A	FT-A	REB	PF	TP	A	TO	BK	ST	Min									
Purdue																				
Tonya Kirk	5-11	0-2	1-3	5-6-11	5	11	0	3	0	1	24									
Jannon Poland	4-15	0-4	3-3	2-5-7	4	11	4	4	2	2	36									
Stacey Lovelace	7-16	0-1	3-3	5-10-15	4	17	0	1	3	3	36									
Nicole Erickson	4-15	4-12	0-0	1-2-3	2	12	4	3	0	1	38									
Stephanie White	1-7	1-4	0-0	1-0-1	1	3	2	4	0	0	25									
Summer Erb	0-0	0-0	0-0	1-0-1	1	0	0	0	0	0	3									
Ukari Figgis	0-0	0-0	0-0	0-0-0	0	0	0	0	0	0	2									
Melina Griffin	1-4	0-0	2-2	0-0-0	4	4	0	4	0	0	19									
Michelle VanGorp	1-5	0-0	0-0	2-1-3	2	2	0	0	2	0	17									
TOTALS	23-73	5-23	9-13	19-28-47	19	60	10	19	7	7	200									

SCORE BY PERIODS

Notre Dame	33	40	73
Purdue	26	34	60



Beth Morgan is interviewed by ESPN's Nancy Lieberman following her 36-point performance against eighth-ranked Alabama in the 1997 NCAA East Regional semifinals in Columbia, S.C.

Notre Dame 62 • George Washington 52 (Regional Final)

March 24, 1997

Frank McGuire Arena (Columbia, S.C.)

Notre Dame	3-pt									
	FG-A	FG-A	FT-A	REB	PF	TP	A	TO	BK	ST
Beth Morgan	5-10	1-4	4-5	0-6	1	15	0	3	0	4
Rosanne Bohman	3-8	0-0	2-3	2-4	3	8	4	6	1	1
Katryna Gaither	10-18	0-0	5-8	6-10	16	2	25	1	2	0
Mollie Peirick	0-4	0-1	0-0	3-6	4	0	5	1	2	1
Jeannine Augustin	2-4	1-1	2-3	1-5	6	2	7	3	7	0
Sheila McMillen	3-7	1-3	0-0	0-4	0	7	2	4	0	0
Julie Henderson	0-3	0-0	0-0	0-2	3	0	0	1	0	0
Kari Hutchinson	0-1	0-0	0-0	1-0	1	0	0	0	0	0
TOTALS	23-55	3-9	13-19	14-39	53	62	15	24	3	8

George Washington	3-pt									
	FG-A	FG-A	FT-A	REB	PF	TP	A	TO	BK	ST
Lisa Cernignano	3-13	3-11	0-0	2-3	2	9	4	0	0	1
Noelia Gomez	7-13	0-0	1-2	2-4	5	15	2	4	0	1
Tajana Abraham	7-19	0-0	1-3	3-9	12	4	15	0	0	6
Chastity Myers	2-7	0-1	0-0	1-1	2	5	4	1	0	2
Colleen McCreary	1-7	0-1	0-3	0-1	1	2	7	5	0	5
Marlo Eggleston	2-11	2-9	0-0	2-1	3	6	1	1	0	0
Tami McGlynn	0-0	0-0	1-2	1-0	1	1	0	0	0	2
Khadja Deas	0-0	0-0	0-0	0-0	0	0	0	1	0	1
TOTALS	22-70	5-22	3-10	12-34	19	52	18	13	6	12

SCORE BY PERIODS

	1	2	F
Notre Dame	32	30	62
George Washington	25	27	52

Officials: Dennis DelMayo, Melissa Barlow, Frank Geiselman; Attendance: 2,678

Tennessee 80 • Notre Dame 66 (National Semifinal)

March 28, 1997

Riverfront Coliseum (Cincinnati, Ohio)

Notre Dame	3-pt									
	FG-A	FG-A	FT-A	REB	PF	TP	A	TO	BK	ST
Beth Morgan	6-21	4-8	2-4	1-2	3	18	2	3	0	4
Rosanne Bohman	2-4	0-0	2-2	2-4	2	6	3	3	0	0
Katryna Gaither	10-15	0-0	8-8	4-13	4	28	1	4	0	0
Mollie Peirick	3-8	1-4	0-0	1-4	3	7	4	7	1	2
Jeannine Augustin	1-3	0-0	0-0	0-1	3	2	4	5	0	2
Sheila McMillen	1-5	1-4	0-0	0-0	3	3	0	0	0	0
Julie Henderson	1-1	0-0	0-0	1-2	0	2	0	1	0	0
Kari Hutchinson	0-0	0-0	0-0	0-0	0	0	1	0	0	0
TOTALS	24-57	6-16	12-14	11-23	34	66	15	23	1	8

Tennessee	3-pt									
	FG-A	FG-A	FT-A	REB	PF	TP	A	TO	BK	ST
Chamique Holdstock	13-25	0-1	5-6	2-3	5	21	3	2	2	4
Abby Conklin	4-5	3-4	0-0	1-2	3	11	0	0	0	0
Pashen Thompson	3-4	0-0	0-1	6-9	3	6	0	1	0	1
Kyra Elzy	4-10	0-0	6-8	2-7	2	14	1	2	0	5
Kellie Jolly	1-10	0-2	4-4	0-4	1	6	9	2	0	2
Niya Butts	1-3	0-0	0-0	1-1	2	2	0	1	0	0
Tiffani Johnson	3-7	0-0	0-2	3-7	3	6	0	1	1	2
Misty Green	1-7	1-4	0-0	2-2	0	3	0	1	0	0
Byneea Laxton	0-0	0-0	0-0	1-0	1	0	0	2	0	1
LaShonda Stephens	0-0	0-0	1-2	1-0	0	1	0	0	0	0
TOTALS	30-71	4-11	16-23	20-43	17	80	13	12	3	15

SCORE BY PERIODS

	1	2	F
Notre Dame	28	38	66
Tennessee	29	51	80

Officials: John Morningstar, Scott Yarbrough, Judy Schneider; Attendance: 16,714



1998 NCAA Tournament

Notre Dame 78 • SMS 64 (First Round)

March 13, 1998

Lubbock Municipal Coliseum (Lubbock, Texas)

Notre Dame	3-pt									
	FG-A	FG-A	FT-A	REB	PF	TP	A	TO	BK	ST
Mollie Peirick	3-7	1-3	5-6	1-2	3	12	9	7	1	1
Kelley Siemon	5-8	0-0	2-4	3-6	2	12	1	4	0	3
Ruth Riley	10-16	0-0	1-1	4-5	4	21	0	2	4	2
Sheila McMillen	4-14	3-6	2-2	0-2	1	13	0	1	0	2
Niele Ivy	3-4	0-0	2-4	0-3	3	9	3	5	0	7
Danielle Green	3-6	0-0	1-4	1-2	2	7	2	2	0	2
Julie Henderson	0-0	0-0	0-0	0-0	0	0	0	0	0	0
Mary Leffers	0-0	0-0	0-0	0-0	0	0	0	0	0	0
Diana Braendly	2-3	0-0	0-0	2-5	1	4	0	2	2	2
Imani Dunbar	0-0	0-0	0-0	0-0	0	0	0	0	0	0
Kari Hutchinson	0-0	0-0	0-0	0-2	2	0	1	1	1	1
TOTALS	30-58	4-9	14-21	12-23	35	78	16	25	8	20

SMS	3-pt									
	FG-A	FG-A	FT-A	REB	PF	TP	A	TO	BK	ST
Sarah Singer	1-2	0-1	4-4	1-3	1	6	4	2	0	3
Lisa Davies	4-9	0-0	6-6	3-5	5	14	0	2	0	3
Roshonda Reed	6-14	0-0	1-2	2-5	1	13	2	4	0	2
Jackie Stiles	5-8	1-1	4-6	1-3	5	15	3	8	0	2
Yen Quach	0-2	0-1	0-0	0-1	1	0	1	1	0	1
Kimberly McDowell	0-3	0-0	0-0	2-1	3	2	0	0	2	3
Shannon Gage	0-0	0-0	0-0	0-0	0	0	0	0	0	0
Jamie Bartlett	4-12	4-10	2-2	0-2	1	14	2	1	0	0
Melody Campbell	0-0	0-0	0-0	0-1	3	0	1	3	0	0
Kenya Tuttle	0-0	0-0	0-0	0-0	0	0	0	0	0	0
Carly Deer	1-2	0-0	0-0	0-1	1	2	0	1	0	1
Rachel Johnson	0-1	0-0	0-0	0-0	0	0	0	1	0	0
TOTALS	21-53	5-13	17-21	11-20	31	64	13	25	3	13

SCORE BY PERIODS

	1	2	F
Notre Dame	38	40	78
Southwest Missouri State	25	39	64

Officials: Lawson Newton, Carla Fujimoto, Brian Mikkelson; Attendance: 8,174

Notre Dame 74 • Texas Tech 59 (Second Round)

March 15, 1998

Lubbock Municipal Coliseum (Lubbock, Texas)

3-pt												
Notre Dame	FG-A	FG-A	FT-A	REB	PF	TP	A	TO	BK	ST	Min	
Niele Ivey	3-5	1-1	0-0	1-34	2	7	4	4	0	5	31	
Kelley Siemon	4-7	0-0	2-2	0-77	5	10	1	6	0	0	23	
Ruth Riley	9-12	0-0	5-5	0-33	1	23	0	1	1	1	21	
Mollie Perick	1-6	0-4	0-0	1-56	2	2	11	6	0	1	34	
Sheila McMillen	4-7	1-4	4-5	0-33	1	13	2	2	0	0	31	
Danielle Green	3-8	0-0	0-0	1-12	1	6	0	1	0	4	24	
Julie Henderson	1-5	0-0	2-2	1-01	3	4	1	0	0	1	14	
Diana Braendly	3-5	0-0	3-5	1-67	4	9	1	1	3	1	18	
Imani Dunbar	0-1	0-1	0-0	0-00	0	0	0	0	0	0	1	
Kari Hutchinson	0-0	0-0	0-0	0-00	0	0	0	0	0	0	1	
Meaghan Leahy	0-0	0-0	0-0	0-11	0	0	0	0	0	0	2	
TOTALS	28-56	2-10	16-19	5-29-34	19	74	20	21	4	14	200	

3-pt												
Texas Tech	FG-A	FG-A	FT-A	REB	PF	TP	A	TO	BK	ST	Min	
René Hanebutt	1-8	0-7	2-2	3-14	2	4	4	3	0	5	36	
Alicia Thompson	7-20	0-0	3-6	4-59	4	17	0	0	0	0	35	
Angie Brazier	3-8	0-0	5-6	4-48	4	11	1	2	1	2	21	
Melinda Schmucker	1-4	1-4	0-0	0-11	0	3	5	1	0	1	30	
Julia Lake	4-14	2-5	2-2	2-13	0	12	2	7	0	0	38	
Kathrina O'Neal	1-3	0-1	1-2	0-11	3	3	4	3	0	1	12	
Cara Gibbs	4-5	0-0	1-2	3-47	0	9	1	4	0	1	19	
Keitha Dickerson	0-1	0-0	0-2	0-22	2	0	0	0	0	0	9	
TOTALS	21-63	3-17	14-22	16-20-36	15	59	17	21	1	10	200	

SCORE BY PERIODS

	1	2	F
Notre Dame	26	48	74
Texas Tech	29	30	59

Officials: Eric Larson, Carla Fujimoto, Anita Miles; Attendance: 8,174

Purdue 70 • Notre Dame 65 (Regional Semifinal)

March 21, 1998

Lubbock Municipal Coliseum (Lubbock, Texas)

3-pt												
Notre Dame	FG-A	FG-A	FT-A	REB	PF	TP	A	TO	B	ST	Min	
Niele Ivey	4-6	1-3	3-4	2-24	4	12	3	1	0	2	31	
Kelley Siemon	2-8	0-0	0-2	4-9-13	2	4	1	3	0	1	33	
Ruth Riley	4-6	0-0	2-2	3-25	5	10	1	4	4	0	17	
Mollie Perick	2-12	1-5	0-0	0-33	3	5	8	5	2	3	35	
Sheila McMillen	7-13	6-10	2-2	1-34	3	22	8	0	0	2	37	
Danielle Green	3-5	0-0	2-3	0-22	2	8	1	4	0	0	17	
Julie Henderson	0-0	0-0	0-0	1-12	0	0	0	2	1	0	9	
Diana Braendly	1-6	0-0	0-0	1-23	4	2	1	1	1	0	11	
Kari Hutchinson	1-1	0-0	0-0	0-22	2	2	0	1	0	0	10	
TOTALS	24-57	8-18	9-13	13-29-42	23	65	17	22	8	8	200	

3-pt												
Purdue	FG-A	FG-A	FT-A	REB	PF	TP	A	TO	BK	ST	Min	
Stephanie White	7-16	2-4	6-7	4-59	3	22	6	3	0	6	40	
Michelle Duhart	0-0	0-0	1-4	1-23	3	1	0	0	0	0	25	
Mackenzie Curless	2-6	0-0	0-0	0-33	0	4	0	1	0	0	24	
Ukan Figgis	5-10	1-5	4-6	0-44	2	15	4	3	0	2	39	
Tiffany Young	4-11	2-4	1-3	1-12	0	11	1	0	1	0	26	
Candi Crawford	0-0	0-0	0-0	0-00	0	0	0	0	0	0	3	
Katie Douglas	0-3	0-0	3-4	2-13	2	3	3	3	0	1	15	
Rachel Johnson	0-1	0-0	0-0	0-00	0	0	0	1	0	0	3	
TOTALS	23-55	5-13	19-35	12-22-34	13	70	14	12	2	11	200	

SCORE BY PERIODS

	1	2	F
Notre Dame	42	23	65
Purdue	30	40	70

Officials: Mary Whatford, Kim Balque, Charles Gonzalez; Attendance: 7,823



1999 NCAA Tournament

Notre Dame 61 • Saint Mary's (Calif.) 57 (First Round)

March 13, 1999

Pete Maravich Assembly Center
(Baton Rouge, La.)

3-pt												
Saint Mary's	FG-A	FG-A	FT-A	REB	PF	TP	A	TO	B	ST	Min	
Stacey Berg	3-3	2-2	0-0	2-35	5	8	0	2	1	2	27	
Jermisha Dosty	4-10	0-0	0-5	1-34	0	8	1	4	0	3	28	
Tracey Morris	6-15	0-2	3-4	4-26	2	15	3	1	0	0	34	
J.R. Payne	3-8	0-1	2-2	0-22	5	8	5	2	0	2	32	
Leslie Quintal	1-6	1-6	0-0	0-22	1	3	0	5	0	0	29	
Brianne Jolley	1-3	0-1	0-0	0-00	3	2	1	1	0	0	15	
Erin Abraham	1-3	0-0	0-0	0-22	4	2	0	0	0	1	7	
Mary Volmer	0-0	0-0	0-1	0-00	0	0	0	0	0	0	1	
Hilary Parker	0-0	0-0	0-0	0-00	0	0	1	0	0	0	3	
Jerkisha Dosty	4-9	0-0	3-3	3-36	3	0	4	0	0	3	11	
TOTALS	23-57	3-12	8-15	12-24-36	22	57	11	19	1	8	200	

3-pt												
Notre Dame	FG-A	FG-A	FT-A	REB	PF	TP	A	TO	BK	ST	Min	
Sheila McMillen	5-13	3-9	2-2	2-35	0	15	0	3	0	0	39	
Kelley Siemon	1-3	0-0	7-9	2-24	3	9	0	0	0	0	25	
Ruth Riley	5-6	0-0	6-9	2-57	4	16	1	3	1	1	29	
Sherisha Hills	1-7	1-4	2-2	0-22	1	5	7	4	0	3	38	
Danielle Green	3-11	0-0	6-8	2-35	3	12	0	3	0	3	29	
Erica Haney	2-3	0-0	0-0	0-44	0	4	0	3	9	9	16	
Julie Henderson	0-2	0-0	0-0	0-22	3	0	0	2	0	0	16	
Diana Braendly	0-1	0-0	0-0	0-00	1	0	0	0	0	0	1	
Imani Dunbar	0-1	0-0	0-0	1-12	2	0	0	0	0	0	7	
TOTALS	21-53	5-13	17-21	11-20-31	20	61	13	25	3	13	200	

SCORE BY PERIODS

	1	2	F
Saint Mary's	18	39	57
Notre Dame	27	34	61

Officials: Richard Moreno, Bryan Enterline, Paula Rodriguez; Attendance: 2,746



Notre Dame's second-round upset of top-seeded Texas Tech in Lubbock, Texas, in 1998 produced an exhilarating moment for Irish players.

NCAA Tournament History

LSU 74 • Notre Dame 64 (Second Round)

March 15, 1999

Pete Maravich Assembly Center (Baton Rouge, La.)

	FG-A	3-pt	FT-A	REB	PF	TP	A	TO	B	ST	Min
Notre Dame											
Sheila McMillen	3-8	3-8	0-0	0-4-4	4	9	0	3	1	1	40
Kelley Siemion	4-6	0-0	2-4	1-4-5	5	10	1	2	0	0	28
Ruth Riley	8-10	0-0	4-5	1-9-10	3	20	4	7	3	2	36
Sherrisa Hills	0-3	0-2	1-2	0-1-1	2	1	6	8	0	3	33
Danielle Green	9-15	0-1	1-2	0-3-3	2	19	2	3	0	0	38
Erica Haney	2-5	0-0	1-2	2-4-6	2	5	0	1	0	2	20
Julie Henderson	0-0	0-0	0-0	0-0-0	0	0	0	0	0	0	4
Imani Dunbar	0-0	0-0	0-0	0-0-0	1	0	0	0	0	0	1
TOTALS	26-47	3-11	9-15	4-30-34	19	64	13	27	4	8	200

	FG-A	3-pt	FT-A	REB	PF	TP	A	TO	BK	ST	Min
LSU											
April Brown	3-10	2-3	4-4	2-2-4	0	12	2	1	0	0	39
Katrina Hilbert	6-13	1-3	2-3	1-4-5	3	15	3	3	0	3	27
DaTina White	1-2	0-0	4-6	1-2-3	5	6	0	2	1	0	16
Marie Ferdinand	4-13	0-0	3-4	1-3-4	2	11	2	4	0	2	40
Latasha Dorsey	7-12	5-7	5-6	2-4-6	2	24	3	3	0	5	40
Kisha James	0-4	0-2	0-0	0-1-1	2	0	5	2	0	1	17
Asheley Barkston	0-1	0-0	0-0	0-0-0	0	0	1	1	0	0	5
Rachel Johnson	2-2	0-0	2-2	0-1-1	2	0	0	1	0	0	16
TOTALS	23-57	8-15	20-25	8-19-27	16	74	16	16	1	13	200

SCORE BY PERIODS

	1	2	F
Notre Dame	32	32	64
LSU	38	36	74

Officials: James Bakke, James Marino, Bryan Enterline; Attendance: 2,890



2000 NCAA Tournament

Notre Dame 87 • San Diego 61 (First Round)

March 17, 2000

Joyce Center (Notre Dame, Ind.)

	FG-A	3-pt	FT-A	REB	PF	TP	A	TO	B	ST	Min
San Diego											
Kerri Nakamoto	1-7	1-7	0-0	0-1-1	0	3	3	1	0	2	32
Maria Perez-Barris	4-7	2-3	6-6	1-1-2	5	16	0	1	0	1	23
Jessica Gray	2-8	0-0	4-6	1-3-4	5	8	1	2	0	2	26
Melissa Glazebrook	2-6	1-3	1-3	0-2-2	3	6	4	5	0	0	33
Susie Epelding	7-11	3-6	2-2	1-2-3	2	19	3	5	0	2	31
Andrea Burns	0-0	0-0	0-0	1-0-1	1	0	0	1	0	0	2
Marie Plocher	0-0	0-0	0-0	0-0-0	0	0	0	2	0	0	2
Janeene Arendsen	0-1	0-0	0-0	0-0-0	1	0	1	0	0	0	3
Robyn Fortney	1-3	1-2	2-2	1-1-2	3	5	0	1	0	0	18
Jamie Lucia	0-1	0-0	0-0	0-0-0	2	0	0	1	0	0	3
Erin Malich	2-3	0-0	0-0	0-0-0	2	4	0	3	1	0	18
Jen Wedo	0-0	0-0	0-0	0-0-0	0	0	0	0	0	0	1
Erin Epperson	0-2	0-0	0-0	0-1-1	1	0	0	0	0	0	8
TOTALS	19-49	8-21	15-19	7-12-19	25	61	12	22	2	7	200

	FG-A	3-pt	FT-A	REB	PF	TP	A	TO	BK	ST	Min
Notre Dame											
Alicia Ratay	0-1	0-0	4-4	1-2-3	2	4	0	0	0	0	25
Julie Henderson	3-6	0-0	2-2	1-3-4	3	8	4	3	3	3	21
Ruth Riley	7-8	0-0	4-4	1-4-5	2	14	2	3	3	0	21
Danielle Green	4-6	0-0	4-4	1-2-3	1	12	5	2	0	1	26
Niele Ivey	4-10	3-5	3-4	0-1-1	1	14	3	4	0	3	27
Erica Haney	2-4	0-0	3-4	1-2-3	7	7	1	2	0	3	21
Karen Swanson	1-1	0-0	1-1	1-0-1	0	3	0	1	0	0	3
Monique Hernandez	2-2	0-0	1-2	0-0-0	0	5	0	2	0	2	7
Amanda Barksdale	0-1	0-0	2-2	0-1-1	1	2	0	0	1	0	7
Imani Dunbar	0-0	0-0	3-6	0-1-1	1	3	0	2	0	1	5
Meaghan Leahy	0-0	0-0	2-2	0-1-1	2	2	3	2	0	0	2
Kelley Siemion	5-5	0-0	3-5	2-4-6	2	13	2	0	0	0	5
TOTALS	28-44	3-5	28-36	8-24-32	17	87	20	21	4	14	200

SCORE BY PERIODS

	1	2	F
San Diego	31	30	61
Notre Dame	42	45	87

Officials: Joe Cunningham, Terri Maddock, Dee Marrera; Attendance: 5,195

Notre Dame 95 • George Washington 60 (Second Round)

March 19, 2000

Joyce Center (Notre Dame, Ind.)

	FG-A	3-pt	FT-A	REB	PF	TP	A	TO	B	ST	Min
George Washington											
Erica Lawrence	0-5	0-0	0-0	1-2-3	2	0	0	2	0	2	14
Star Jefferson	1-3	0-0	1-2	1-0-1	5	3	0	2	0	0	14
Petra Dubovcova	0-9	0-2	8-12	1-7-8	3	8	1	2	0	3	28
Marla Egelston	4-8	3-6	2-3	0-0-0	5	13	2	1	0	2	25
Elisa Aguilar	6-11	3-4	0-0	2-1-3	3	15	1	2	0	2	29
Cathy Joens	1-5	0-3	2-2	2-1-3	2	4	0	2	0	1	16
Kristena Alexander	1-7	0-4	6-9	1-1-2	3	8	3	3	0	4	24
Katarina Baskova	1-2	0-1	0-0	1-0-1	0	2	0	0	0	0	5
Lindsay Davidson	1-2	1-2	0-1	0-2-2	4	3	5	3	0	1	19
Corrin Reid	2-5	0-0	0-0	0-0-0	2	4	0	0	0	1	15
Leslie Carlson	0-3	0-0	0-0	0-0-0	1	0	0	0	0	1	11
TOTALS	17-60	7-22	19-29	12-16-28	30	60	12	19	0	17	200

	FG-A	3-pt	FT-A	REB	PF	TP	A	TO	B	ST	Min
Notre Dame											
Alicia Ratay	3-7	3-6	2-2	0-4-4	4	11	4	1	0	1	32
Julie Henderson	6-9	0-0	2-5	6-4-10	4	14	3	5	1	1	29
Ruth Riley	4-8	0-0	6-8	2-7-9	4	14	0	2	0	1	17
Danielle Green	4-7	0-0	8-10	3-4-7	2	16	2	7	0	0	29
Niele Ivey	5-8	3-6	10-12	0-2-2	2	23	1	3	0	5	35
Erica Haney	2-3	0-0	0-0	1-3-4	2	4	0	1	0	0	15
Karen Swanson	1-1	0-0	0-0	0-0-0	0	2	0	0	0	0	2
Monique Hernandez	0-2	0-0	0-0	0-0-0	1	0	0	2	0	1	10
Amanda Barksdale	1-2	0-0	0-0	0-1-1	0	2	0	0	0	0	3
Imani Dunbar	0-0	0-0	2-2	0-0-0	0	2	1	0	0	0	4
Meaghan Leahy	1-1	0-0	0-0	2-1-3	0	2	0	0	0	0	4
Kelley Siemion	1-6	0-0	3-6	4-10-14	4	5	5	4	0	2	20
TOTALS	28-54	6-12	33-45	18-36-54	23	95	16	25	1	11	200

SCORE BY PERIODS

	1	2	F
George Washington	25	35	60
Notre Dame	43	52	95

Officials: Joe Cunningham, Teresa Dahlem, Terri Maddock; Attendance: 5,521

Texas Tech 69 • Notre Dame 65 (Regional Semifinal)

March 25, 2000

The Pyramid (Memphis, Tenn.)

	FG-A	3-pt	FT-A	REB	PF	TP	A	TO	BK	ST	Min
Texas Tech											
Aleah Johnson	7-13	0-0	4-7	3-5-8	2	18	2	3	0	0	30
Keitha Dickerson	5-9	0-1	2-3	1-4-5	4	12	3	6	1	3	30
Plenette Pierson	4-12	0-0	5-6	4-5-9	4	13	0	5	2	0	25
Katrina O'Neal	3-13	0-0	2-4	4-0-3	2	8	4	2	0	0	39
Melinda Pharies	4-10	2-6	1-1	0-3-3	4	11	7	3	0	2	40
Amber Tarr	1-4	1-3	0-0	1-2-3	3	3	1	1	0	0	21
Tanisha Ellison	2-3	0-0	0-0	0-2-2	2	4	1	1	0	0	15
TOTALS	26-64	3-10	14-21	16-20-36	21	69	18	21	3	5	200

	FG-A	3-pt	FT-A	REB	PF	TP	A	TO	BK	ST	Min
Notre Dame											
Julie Henderson	5-6	0-0	4-4	3-5-8	3	10	3	4	1	2	33
Ruth Riley	8-12	0-0	3-4	1-6-7	5	19	1	3	4	0	27
Niele Ivey	1-9	1-5	4-4	1-3-4	2	7	4	5	0	6	36
Alicia Ratay	1-7	0-2	0-1	2-2-4	1	2	4	3	0	0	30
Danielle Green	4-11	0-0	7-10	3-2-5	3	15	1	6	0	1	35
Erica Haney	5-9	0-0	0-0	1-3-4	4	10	0	2	2	0	23
Karen Swanson	1-1	0-0	0-0	0-0-0	0	2	0	0	0	0	2
Monique Hernandez	0-0	0-0	0-0	0-0-0	0	0	0	0	0	0	1
Amanda Barksdale	0-0	0-0	0-0	0-0-0	0	0	0	0	0	0	1
Kelley Siemion	0-0	0-0	2-2	1-1-2	2	2	0	2	0	1	14
TOTALS	24-54	1-7	16-21	14-25-39	20	95	13	25	7	10	200

SCORE BY PERIODS

	1	2	F
Texas Tech	23	46	69
Notre Dame	28	37	65

Officials: John Morningstar, Doc Sisk, Kim Watt; Attendance: 8,093



Julie Henderson notched her second double-double of the 2000 season with 14 points and 10 rebounds in Notre Dame's 95-60 NCAA Tournament second-round win over George Washington.



2001 NCAA Tournament

Notre Dame 98 • Alcorn State 49 (First Round)

March 17, 2001

Joyce Center (Notre Dame, Ind.)

Alcorn State	FG-A	FG-A	FT-A	REB	PF	TP	A	TO	B	ST	Min
Querstion Haynes	0-6	0-4	4-6	3-14	1	4	4	1	0	1	22
Aja Wellington	2-5	0-1	0-0	2-24	4	4	0	2	0	0	22
Cheresa Wood	4-24	0-6	1-3	4-37	5	9	1	1	0	5	37
Daisha Reed	3-10	3-10	0-0	1-12	4	9	0	1	0	0	30
Kamrissa Turk	0-1	0-1	2-2	0-11	2	2	2	0	0	0	18
Keaira Levy	0-1	0-1	0-0	0-0	0	0	1	1	0	0	5
Taresha Coleman	5-12	0-1	0-0	0-0	3	15	2	0	0	0	23
Tosin Fadeyi	0-3	0-1	2-2	2-24	1	2	1	0	0	0	18
Monisa McGee	1-9	1-6	1-2	5-16	3	4	1	2	0	0	22
Uri Honeysucker	0-0	0-0	0-0	0-11	1	0	0	3	0	0	3
Team				23-5				2			
TOTALS	15-71	9-41	10-15	19-15-34	24	49	12	13	0	6	200

Notre Dame	3-pt										
	FG-A	FG-A	FT-A	REB	PF	TP	A	TO	B	ST	Min
Ericka Haney	7-13	0-0	0-2	4-26	1	14	1	0	0	0	23
Kelley Siemon	6-10	0-0	1-2	2-79	1	13	1	3	0	0	28
Ruth Riley	6-6	0-0	4-4	2-57	1	16	0	3	2	0	20
Alicia Ratay	4-6	3-4	2-2	2-13	1	13	2	2	0	1	24
Niele Ivey	2-8	1-4	4-4	1-45	1	9	8	1	0	2	25
Le'Tania Severe	2-3	0-0	0-1	2-24	1	4	1	1	1	0	16
Jeneka Joyce	2-7	1-3	0-0	0-11	0	5	3	1	0	0	18
Karen Swanson	1-1	0-0	2-2	0-0	1	4	0	0	0	0	4
Monique Hernandez	2-4	0-0	0-1	1-23	1	4	3	1	0	0	9
Amanda Barksdale	3-6	0-0	4-6	4-71	2	10	0	0	5	0	19
Imani Dunbar	1-1	0-0	2-4	0-0	1	4	1	0	0	1	5
Meaghan Leahy	0-1	0-0	2-2	0-55	0	2	2	0	0	1	9
Team				35-8							
TOTALS	36-66	5-11	21-30	21-41-62	18	98	22	12	8	5	200

SCORE BY PERIODS

	1	2	F
Alcorn State	23	26	49
Notre Dame	47	51	98

Officials: Wesley Dean, Sue Kennedy, Anita Myles; Attendance: 8,553

Notre Dame 88 • Michigan 54 (Second Round)

March 19, 2001

Joyce Center (Notre Dame, Ind.)

Michigan	FG-A	FG-A	FT-A	REB	PF	TP	A	TO	B	ST	Min
Raina Goodlow	8-15	0-0	0-0	2-24	5	16	0	0	1	1	36
Stephanie Gandy	5-8	0-1	0-0	1-23	2	10	1	2	0	0	25
LeeAnn Bies	0-6	0-0	1-2	2-24	2	1	1	0	0	1	21
Anne Thorius	2-9	1-6	0-0	1-67	3	5	6	7	1	3	38
Alayne Ingram	3-18	0-4	3-4	1-23	1	9	2	0	1	2	34
Susana Jara	0-0	0-0	0-0	0-11	0	0	1	0	0	1	3
Michaela Leary	1-2	1-2	0-0	0-0	0	3	1	0	0	0	4
Infini Robinson	0-3	0-3	0-0	0-11	0	0	0	0	0	0	8
Katie Dykhous	0-1	0-0	0-0	0-0	0	0	0	0	0	0	4
Jennifer Smith	4-8	0-0	2-4	4-81	2	10	0	2	0	0	27
Team				21-3							
TOTALS	23-70	2-16	6-10	13-25-38	15	54	12	11	3	8	200

Notre Dame	FG-A	FG-A	FT-A	REB	PF	TP	A	TO	B	ST	Min
Ericka Haney	1-5	0-0	0-0	2-24	0	2	1	1	1	0	14
Kelley Siemon	8-15	0-0	0-1	1-56	2	16	5	1	0	1	32
Ruth Riley	8-11	0-0	5-5	1-67	2	21	1	3	1	0	26
Alicia Ratay	3-7	3-6	2-2	0-88	0	11	1	0	0	0	30
Niele Ivey	3-8	1-3	1-1	0-44	3	8	8	3	0	3	27
Le'Tania Severe	0-1	0-0	2-2	0-11	0	2	0	0	0	1	13
Jeneka Joyce	5-9	4-8	0-0	0-11	0	14	2	1	1	0	22
Karen Swanson	1-2	0-1	0-0	0-0	1	2	0	0	0	0	3
Monique Hernandez	1-1	0-0	1-2	0-11	0	3	1	1	0	0	10
Amanda Barksdale	2-3	0-0	1-1	4-37	1	5	2	2	2	0	15
Imani Dunbar	1-2	0-0	0-0	0-0	1	2	0	0	0	0	4
Meaghan Leahy	1-2	0-0	0-1	1-12	0	2	0	2	0	0	4
Team				14-5							
TOTALS	34-66	8-18	12-15	10-36-46	10	88	21	14	5	5	200

SCORE BY PERIODS

	1	2	F
Michigan	28	26	54
Notre Dame	44	44	88

Officials: Wesley Dean, Rick Morris, Sue Kennedy; Attendance: 9,597

Notre Dame 69 • Utah 54 (Regional Semifinal)

March 24, 2001

Pepsi Center (Denver, Colo.)

Utah	FG-A	FG-A	FT-A	REB	PF	TP	A	TO	B	ST	Min
Kristina Anderson	4-10	1-3	0-0	3-58	2	9	1	1	1	1	36
Amy Ewart	2-2	0-0	4-4	0-11	4	8	2	3	0	3	33
Lauren Beckman	2-9	0-0	0-0	2-24	3	4	0	1	1	0	28
Kelsy Stremem	1-2	0-1	0-0	0-11	0	2	3	0	0	0	15
Lindsay Herbert	2-9	0-5	0-0	0-44	4	4	0	1	0	1	28
Erin Gibbons	3-10	2-7	6-6	0-55	1	14	3	0	0	1	25
Katherine McCall	2-3	0-0	2-2	1-12	5	6	1	1	0	0	12
Whitney Sutak	0-1	0-1	0-0	0-0	0	0	1	0	0	0	2
Lori Red-Castagnetto	3-7	1-2	0-0	0-11	0	7	0	2	0	0	21
Team				11-2							
TOTALS	19-53	4-19	12-12	7-21-28	19	54	11	9	2	6	200

Notre Dame	FG-A	FG-A	FT-A	REB	PF	TP	A	TO	B	ST	Min
Ericka Haney	5-7	0-0	0-2	5-38	3	10	0	3	1	0	29
Kelley Siemon	3-6	0-0	1-1	1-56	2	6	3	2	0	1	31
Ruth Riley	8-12	0-0	8-9	6-614	0	24	6	5	1	0	38
Alicia Ratay	4-9	3-6	0-0	1-99	1	11	2	1	1	1	34
Niele Ivey	5-13	3-6	2-2	0-22	1	15	6	0	0	2	37
Le'Tania Severe	0-0	0-0	0-0	0-0	1	0	0	0	0	0	1
Jeneka Joyce	0-4	0-3	0-0	0-11	1	0	1	0	0	0	16
Karen Swanson	0-0	0-0	0-0	0-0	0	0	0	0	0	0	1
Monique Hernandez	1-2	0-0	1-4	1-01	3	3	0	1	0	0	10
Amanda Barksdale	0-1	0-0	0-0	0-0	1	0	0	0	0	0	1
Imani Dunbar	0-1	0-0	0-0	0-0	0	0	0	0	0	0	1
Meaghan Leahy	0-0	0-0	0-0	0-0	0	0	0	0	0	0	1
Team				0-0							
TOTALS	26-55	6-15	11-18	4-27-41	13	69	18	12	3	4	200

SCORE BY PERIODS

	1	2	F
Utah	25	29	54
Notre Dame	32	37	69

Officials: Scott Yarbrough, Dennis DelMayo, Carla Fujimoto; Attendance: 8,936

NCAA Tournament History

Notre Dame 72 • Vanderbilt 64 (Regional Final)

March 26, 2001

Pepsi Center (Denver, Colo.)

	FG-A	3-pt FG-A	FT-A	REB	PF	TP	A	TO	B	ST	Min
Vanderbilt	12-19	0-1	3-4	6-6-12	4	27	2	2	1	2	40
Zuzana Klimesova	1-5	1-1	0-0	3-4-7	0	3	2	1	0	1	37
Jenni Benningfield	6-11	0-0	2-3	1-3-4	5	14	1	3	0	1	24
Chantelle Anderson	3-11	2-8	4-4	0-2-2	2	12	7	1	0	1	40
Ashley McElhiney	3-10	2-5	0-0	2-4-6	2	8	6	2	0	0	35
Jillian Danker	0-0	0-0	0-0	0-0-0	0	0	2	1	0	0	10
Julie Colli	0-4	0-4	0-0	1-0-1	0	0	0	1	0	0	14
Hillary Hager				2-1-3				2			
Team											
TOTALS	25-60	5-19	9-11	15-20-35	13	64	20	13	1	5	200

	FG-A	3-pt FG-A	FT-A	REB	PF	TP	A	TO	B	ST	Min
Notre Dame	2-4	0-0	0-0	3-3-6	3	4	0	0	0	0	34
Ericka Haney	8-11	0-0	0-1	1-6-7	3	16	5	3	0	1	39
Kelley Siemon	11-21	0-0	10-12	4-2-6	2	32	0	1	3	1	34
Ruth Riley	7-11	3-4	0-0	0-5-5	0	17	1	1	0	1	38
Alicia Ratay	1-3	1-1	0-3	0-2-2	2	3	9	4	0	2	38
Niele Ivey	0-1	0-1	0-0	0-0-0	0	0	0	1	0	0	8
Jeneka Joyce	0-1	0-0	0-0	0-0-0	0	0	0	0	0	0	3
Monique Hernandez	0-0	0-0	0-0	0-1-1	2	0	0	0	1	0	6
Amanda Barksdale				0-2-2							
Team											
TOTALS	29-52	4-6	10-16	8-21-29	12	72	15	10	4	5	200

SCORE BY PERIODS

Vanderbilt	40	24	64
Notre Dame	40	32	72

Officials: Dennis DeMayo, Angie Lewis, Rick Morris; Attendance: 8,422

Notre Dame 90 • Connecticut 75 (National Semifinal)

March 30, 2001

Savvis Center (St. Louis, Mo.)

	FG-A	3-pt FG-A	FT-A	REB	PF	TP	A	TO	B	ST	Min
Connecticut	1-15	0-11	2-3	0-3-3	5	4	5	1	0	2	31
Diana Taurasi	2-4	0-0	4-8	8-10-10	2	8	2	4	1	1	25
Swin Cash	5-13	0-1	2-3	8-9-17	3	12	4	3	1	0	31
Kelly Schumacher	7-21	4-11	0-0	2-2-4	4	18	4	3	0	1	38
Sue Bird	1-2	0-0	5-8	3-2-5	5	7	2	0	0	0	18
Ashja Jones	3-6	1-3	1-1	1-1-2	3	8	0	1	1	0	9
Maria Conlon	0-0	0-0	0-0	0-0-0	0	0	0	0	0	0	1
Morgan Valley	2-9	1-4	3-3	1-1-2	4	8	1	4	0	2	21
Kennitra Johnson	5-7	0-0	0-0	4-2-6	2	10	0	0	0	2	26
Tamika Williams				2-0-2							
Team											
TOTALS	26-77	6-20	17-26	29-52-51	28	75	18	16	3	8	200

	FG-A	3-pt FG-A	FT-A	REB	PF	TP	A	TO	B	ST	Min
Notre Dame	4-12	0-0	7-9	4-6-10	3	15	1	3	0	0	36
Ericka Haney	5-12	0-0	1-2	0-4-4	4	11	6	1	0	3	35
Kelley Siemon	6-13	0-0	6-10	2-5-7	4	18	0	2	5	0	32
Ruth Riley	6-10	4-5	4-4	0-8-8	1	20	5	3	0	1	38
Alicia Ratay	5-9	3-5	8-8	2-2-4	3	21	3	2	0	5	33
Niele Ivey	1-1	1-1	2-3	0-1-1	1	5	1	1	0	1	17
Jeneka Joyce	0-0	0-0	0-0	0-0-0	0	0	0	0	0	0	1
Monique Hernandez	0-1	0-0	0-0	1-0-1	1	0	0	1	0	0	8
Amanda Barksdale				5-3-8							
Team											
TOTALS	27-58	8-11	28-36	14-29-43	17	90	16	13	5	10	200

SCORE BY PERIODS

Connecticut	49	26	75
Notre Dame	37	53	90

Officials: June Courteau, Melissa Barlow, Greg Small; Attendance: 20,551

Notre Dame 68 • Purdue 66 (National Championship Game)

April 1, 2001

Sawis Center (St. Louis, Mo.)

	FG-A	3-pt FG-A	FT-A	REB	PF	TP	A	TO	B	ST	Min
Purdue	7-13	0-0	3-5	4-3-7	0	17	0	2	1	1	39
Shalica Hums	6-15	2-4	3-5	2-2-4	2	17	0	2	1	1	34
Shereka Wright	3-9	0-0	0-0	1-5-6	6	6	2	2	2	1	23
Camille Cooper	3-9	2-5	0-0	0-2-2	1	8	2	1	0	1	37
Kelly Komara	6-15	3-6	3-3	1-6-7	2	18	5	6	0	5	40
Katie Douglas	0-0	0-0	0-0	0-0-0	0	0	0	0	0	0	0
Lindsey Hicks	0-3	0-2	0-0	1-1-2	1	0	1	1	0	0	12
Shinika Parks	0-2	0-0	0-2	3-1-4	4	0	2	1	0	1	11
Candi Crawford	0-1	0-0	0-0	0-0-0	2	0	0	0	0	0	3
Mary Jo Noon				5-4-9							
Team											
TOTALS	25-67	7-17	9-15	17-24-41	16	66	12	16	4	10	200

	FG-A	3-pt FG-A	FT-A	REB	PF	TP	A	TO	B	ST	Min
Notre Dame	6-11	0-0	1-2	1-4-5	3	13	2	0	1	1	35
Ericka Haney	5-11	0-0	0-0	2-3-3	3	10	6	7	0	0	40
Kelley Siemon	9-13	0-0	10-14	6-7-13	3	28	1	3	7	0	35
Ruth Riley	1-6	1-4	0-0	0-4-4	4	3	2	1	0	1	25
Alicia Ratay	5-13	0-4	2-3	1-4-5	0	12	4	1	4	1	6
Niele Ivey	0-2	0-2	2-2	0-0-0	1	2	1	0	0	0	20
Jeneka Joyce	0-1	0-0	0-0	1-1-2	1	0	0	1	0	0	8
Amanda Barksdale				0-0-0							
Team											
TOTALS	26-56	1-10	15-21	11-27-38	14	68	16	15	11	8	200

SCORE BY PERIODS

Purdue	32	34	66
Notre Dame	26	42	68

Officials: Sally Bell, Scott Yarbrough, Lisa Mattingly; Attendance: 20,551



2002 NCAA Tournament

Notre Dame 58 • New Mexico 44 (First Round)

March 15, 2002

Thompson-Boling Arena (Knoxville, Tenn.)

	FG-A	3-pt FG-A	FT-A	REB	PF	TP	A	TO	B	ST	Min
New Mexico	1-2	0-0	2-6	0-6-6	3	4	0	5	0	2	34
Chelsea Grear	2-7	0-0	2-2	1-3-4	1	6	0	3	0	0	27
Lindsey Amdt	3-8	1-1	0-0	0-1-1	1	7	1	3	1	0	13
Jordan Adams	2-4	1-1	0-0	1-4-5	3	5	1	0	0	2	17
Molly McKinnon	5-11	0-2	0-0	1-3-4	3	10	4	4	0	3	37
Mandi Moore	0-6	0-1	0-1	1-0-1	2	0	1	0	0	0	25
Stephanie Shaw	5-10	2-3	0-0	3-2-5	2	12	0	2	0	1	20
Melissa Forest	0-3	0-1	0-0	1-3-4	3	0	0	1	2	0	21
Daja Adams	0-0	0-0	0-0	0-0-0	0	0	0	0	0	0	6
Lauren McLeod				2-3-5							
Team											
TOTALS	18-51	4-9	4-9	10-25-35	18	44	7	18	3	8	200

	FG-A	3-pt FG-A	FT-A	REB	PF	TP	A	TO	B	ST	Min
Notre Dame	0-3	0-0	0-3	2-4-6	3	0	0	2	1	0	23
Ericka Haney	2-4	0-0	1-2	2-3-5	0	5	2	0	1	1	19
Katy Flecky	1-3	0-0	2-2	1-4-5	2	4	0	0	2	0	16
Amanda Barksdale	1-4	0-0	7-8	1-3-4	1	9	3	2	0	3	31
Le'Tania Severe	6-16	2-6	0-0	2-3-5	0	14	1	2	0	0	38
Alicia Ratay	1-3	1-2	0-0	0-1-1	0	3	0	0	0	1	12
Jeneka Joyce	0-0	0-0	0-0	0-0-0	0	0	0	0	0	0	1
Jill Krause	0-0	0-0	0-0	0-0-0	0	0	0	0	0	0	1
Karen Swanson	4-5	0-0	0-0	1-1-2	3	8	2	2	1	1	19
Teresa Borton	6-12	1-4	0-4	1-4-5	3	13	1	4	1	2	27
Jacqueline Batteast	0-0	0-0	0-0	0-0-0	1	0	1	1	0	0	10
Kelsey Wicks	1-1	0-0	0-0	0-0-0	0	2	0	0	0	0	3
Allison Bustamante				0-1-1							
Team											
TOTALS	22-51	4-12	10-19	10-24-34	13	58	10	13	6	9	200

SCORE BY PERIODS

New Mexico	33	11	44
Notre Dame	30	28	58

Officials: Yvette McKinney, Mary Watford, Jack Riordan; Attendance: 6,191

Tennessee 89 • Notre Dame 50 (Second Round)

March 17, 2002

Thompson-Boling Arena (Knoxville, Tenn.)

	FG-A	3-pt FG-A	FT-A	REB	PF	TP	A	TO	B	ST	Min
Notre Dame											
Erica Haneey	2-10	0-1	0-0	3-14	1	4	0	2	2	1	27
Katy Flecky	0-1	0-0	0-0	0-0-0	4	0	1	0	1	1	6
Amanda Barksdale	1-1	0-0	0-0	0-4-4	4	2	2	3	2	0	16
Le'Tania Severe	3-10	0-0	2-4	3-14	4	8	0	7	0	2	29
Alicia Ratay	3-10	0-4	3-4	3-25	1	9	0	0	0	1	28
Jeneka Joyce	0-2	0-1	0-0	0-0-0	0	0	0	2	0	0	9
Jill Krause	0-1	0-0	1-2	0-1-1	0	1	0	0	0	0	2
Karen Swanson	1-2	1-2	0-0	0-1-1	0	3	1	2	0	0	4
Teresa Borton	1-4	0-0	1-5	4-26	5	3	1	1	1	1	24
Jacqueline Batteast	2-9	0-2	1-3	2-0-2	3	5	0	6	0	2	20
Kelsey Wicks	2-5	2-5	4-4	0-1-1	3	10	0	1	1	0	19
Allison Bustamante	2-4	1-2	0-0	0-1-1	1	5	1	1	0	0	16
Team				1-7-8							
TOTALS	17-59	4-17	12-22	16-21-37	26	50	6	25	7	8	200

	FG-A	3-pt FG-A	FT-A	REB	PF	TP	A	TO	B	ST	Min
Tennessee											
Gwen Jackson	3-5	0-0	2-2	1-5-6	2	8	1	1	1	1	21
Brittany Jackson	3-8	2-3	2-4	3-25	1	10	4	1	0	1	18
Shyra Ely	1-2	0-0	4-4	2-2-4	1	6	2	1	0	1	14
April McDwitt	2-3	1-2	2-2	0-2-2	3	7	2	0	0	2	15
Kara Lawson	7-18	1-4	1-1	2-2-4	2	16	3	0	1	1	27
Michelle Snow	2-3	0-0	7-8	0-2-2	4	11	1	1	1	1	16
Tasha Butts	1-3	0-1	2-2	1-2-3	1	4	2	5	0	2	17
LaToya Davis	0-1	0-0	0-0	0-0-0	0	0	0	0	0	1	6
Amanda Canon	0-2	0-1	0-0	0-2-2	0	0	0	0	0	1	3
Michelle Munoz	3-6	0-2	0-0	1-4-5	2	6	0	3	0	0	19
Loree Moore	3-4	0-0	2-2	0-3-3	1	8	2	2	0	2	15
Ashley Robinson	3-6	0-0	2-5	1-0-1	2	8	0	0	0	1	13
Courtney McDaniel	0-2	0-0	3-5	4-5-9	2	5	1	2	0	2	11
Sharon Pillow	1-1	0-0	0-0	0-0-0	2	0	0	1	0	0	5
Team				3-2-5							
TOTALS	29-64	4-13	27-35	18-33-51	23	89	18	17	3	16	200

SCORE BY PERIODS

	1	2	F
Notre Dame	27	23	50
Tennessee	53	36	89

Officials: Yvette McKinney, Tina Napier, Tim Gebhardt; Attendance: 5,799



2003 NCAA Tournament

Notre Dame 59 • Arizona 47 (First Round)

March 23, 2003

Bramlage Coliseum (Manhattan, Kan.)

	FG-A	3-pt FG-A	FT-A	REB	PF	TP	A	TO	B	ST	Min
Notre Dame											
Jacqueline Batteast	1-16	0-0	1-2	4-5-9	2	3	3	6	2	1	33
Courtney LaVere	4-13	0-0	7-9	4-3-7	2	15	1	2	0	3	35
Teresa Borton	4-10	0-0	0-0	3-5-8	2	8	1	0	0	1	28
Le'Tania Severe	1-3	0-0	5-6	1-6-7	2	7	3	4	0	3	33
Alicia Ratay	5-10	3-4	7-8	1-8-9	0	20	1	1	0	4	39
Jill Krause	0-0	0-0	0-0	0-0-0	0	0	0	0	0	0	0+
Karen Swanson	0-0	0-0	0-0	0-0-0	0	0	0	1	0	0	0+
Megan Duffy	1-2	0-0	4-4	0-0-0	2	6	3	3	0	3	25
Katy Flecky	0-1	0-0	0-0	1-0-1	2	0	0	2	1	1	7
Anne Weese	0-0	0-0	0-0	0-0-0	0	0	0	0	0	0	0+
Team				1-1-2							
TOTALS	16-55	3-4	24-29	15-28-43	12	59	12	19	3	16	200

	FG-A	3-pt FG-A	FT-A	REB	PF	TP	A	TO	B	ST	Min
Arizona											
Krista Warren	7-13	0-0	3-3	7-6-13	3	17	0	6	0	2	37
Shawntine Polk	4-14	0-0	6-8	8-8-16	4	14	2	4	3	6	30
Dee-Dee Wheeler	3-20	1-10	0-0	3-0-3	3	7	1	2	0	2	34
Aimee Gryzb	2-15	0-8	0-0	3-1-4	3	4	4	4	0	1	35
Julie Brase	1-7	1-5	0-0	3-4-7	4	3	3	2	0	3	36
CoCoa Sanford	0-0	0-0	0-0	0-0-0	0	0	0	0	0	0	0+
Natalie Jones	0-3	0-2	0-0	0-0-0	3	0	0	4	0	0	13
Phakisha Peterson	0-0	0-0	0-0	0-1-1	0	0	0	0	0	0	3
Danielle Adefeso	0-1	0-0	2-2	1-1-2	1	2	0	0	1	0	12
Team				3-3-6							

TOTALS 17-73 2-25 11-13 28-24-52 21 47 10 23 4 14 200

SCORE BY PERIODS

	1	2	F
Notre Dame	23	36	59
Arizona	21	26	47

Officials: Joe Cunningham, Kim Watt, Darrell Johnson; Attendance: 10,732

Notre Dame 59 • Kansas State 53 (Second Round)

March 25, 2003

Bramlage Coliseum (Manhattan, Kan.)

	FG-A	3-pt FG-A	FT-A	REB	PF	TP	A	TO	B	ST	Min
Notre Dame											
Jacqueline Batteast	1-10	0-1	0-0	1-4-5	4	2	3	0	2	1	30
Courtney LaVere	5-16	0-1	4-5	6-2-8	3	14	0	4	1	0	32
Teresa Borton	2-3	0-0	0-0	2-4-6	0	4	0	0	1	2	32
Le'Tania Severe	6-11	0-0	5-6	1-7-8	3	17	4	6	0	2	40
Alicia Ratay	3-13	3-6	3-4	0-7-7	0	12	2	2	0	2	39
Megan Duffy	2-3	2-3	4-4	0-5-5	1	10	1	0	0	0	25
Katy Flecky	0-0	0-0	0-0	0-0-0	2	0	0	1	0	1	2
Team				3-0-3							
TOTALS	19-56	5-11	16-19	13-29-42	13	59	10	13	4	8	200

	FG-A	3-pt FG-A	FT-A	REB	PF	TP	A	TO	B	ST	Min
Kansas State											
Megan Mahoney	2-8	0-4	1-2	3-4-7	4	5	5	0	1	1	40
Kendra Wecker	4-15	2-6	0-0	0-7-7	4	10	4	5	0	3	38
Nicole Ohlde	6-10	0-0	3-4	3-8-11	3	15	3	4	2	1	40
Laurie Koehn	7-19	7-17	2-2	0-2-2	0	23	0	2	0	1	38
Chelsea Domenico	0-2	0-2	0-0	1-4-5	3	0	2	1	0	0	37
Brie Madden	0-1	0-0	1-1	1-0-1	2	0	1	0	0	0	4
Amy Dutmer	0-2	0-1	0-0	0-0-0	0	0	0	0	0	0	3
Team				3-0-3							
TOTALS	19-57	9-30	6-9	11-25-36	16	53	15	14	3	6	200

SCORE BY PERIODS

	1	2	F
Notre Dame	28	31	59
Kansas State	31	22	53

Officials: Wesley Dean, Joe Cunningham, Kim Watt; Attendance: 11,534

NCAA Tournament History

Purdue 66 • Notre Dame 47 (Regional Semifinal)

March 30, 2003

University of Dayton Arena (Dayton, Ohio)

	FG-A	3-pt FG-A	FT-A	REB	PF	TP	A	TO	B	ST	Min
Notre Dame											
Jacqueline Batteast	4-17	0-0	0-0	7-12	2	8	2	3	4	0	37
Courtney LaVere	3-10	0-0	0-0	2-0-2	5	6	0	2	0	0	17
Teresa Borton	4-6	0-0	0-0	3-7-10	4	8	1	0	5	2	29
Le'Tania Severe	1-3	0-0	0-2	1-4-5	3	2	1	6	0	2	33
Alicia Ratay	7-15	0-2	2-2	1-3-4	1	16	1	1	0	1	35
Jill Krause	0-0	0-0	0-1	0-0-0	0	0	0	0	0	0	1
Karen Swanson	0-0	0-0	0-0	0-0-0	0	0	0	0	0	0	1
Megan Duffy	1-5	0-2	2-2	0-1-1	1	4	2	2	0	1	23
Katy Fleck	1-6	0-2	1-2	1-3-4	2	3	2	4	0	2	23
Anne Weese	0-0	0-0	0-0	0-1-1	0	0	0	0	0	0	1
Team				2-0-2							
TOTALS	21-62	0-6	5-9	17-24-41	18	47	9	18	9	8	200

	FG-A	3-pt FG-A	FT-A	REB	PF	TP	A	TO	B	ST	Min
Purdue											
Lindsay Hicks	3-5	0-2	0-0	1-4-5	1	6	0	1	0	2	28
Shereka Wright	5-16	0-0	2-5	5-5-10	1	12	4	4	2	3	35
Mary Jo Noon	4-9	0-0	4-4	1-6-7	1	12	0	3	0	0	29
Beth Jones	3-8	3-4	2-2	1-3-4	3	11	3	1	0	1	32
Erika Velek	7-13	2-3	3-4	0-2-2	2	19	3	2	0	1	38
Missy Taylor	0-0	0-0	0-0	0-1-1	0	0	0	0	1	0	3
Brianna Howard	0-0	0-0	0-0	0-0-0	0	0	0	0	0	0	1
Sabrina Keys	0-0	0-0	0-0	0-1-1	0	0	0	0	0	0	1
Carol Duncan	0-2	0-0	0-0	0-0-0	1	0	0	0	0	0	4
Shanika Webb	0-1	0-0	1-2	1-3-4	1	1	0	2	0	1	11
Emily Heikes	2-3	0-0	1-2	2-1-3	2	5	0	1	0	0	18
Team				2-0-2							
TOTALS	24-57	5-9	13-19	13-26-39	12	66	10	14	3	8	200

SCORE BY PERIODS

Notre Dame	29	18	47
Purdue	33	33	66

Officials: Bob Trammell, Tina Napier, Gator Parrish; Attendance: 9,552



2004 NCAA Tournament

Notre Dame 69 • SMS 65 (OT) (First Round)

March 21, 2004

Joyce Center (Notre Dame, Ind.)

	FG-A	3-pt FG-A	FT-A	REB	PF	TP	A	TO	B	ST	Min
SMS											
Nicole Lehman	1-1	1-1	0-0	0-3-4	4	3	0	1	0	0	13
Meg Tierney	3-7	0-0	0-0	2-4-6	1	6	1	1	0	0	33
Jenni Lingor	3-10	2-5	7-8	3-2-5	3	15	2	3	0	0	44
Karl Koch	5-18	3-8	2-2	0-5-5	3	15	4	6	0	3	42
Morgan Hohenberger	2-6	0-1	4-4	1-3-4	4	8	4	3	0	1	32
K.C. Cowgill	3-7	1-5	0-0	0-1-1	1	7	2	1	0	2	16
Stephanie Busbey	5-6	0-0	0-0	0-3-3	1	10	2	2	1	0	12
Rachel Martin	0-2	0-1	1-2	0-2-2	0	1	0	1	0	1	6
Sarah Klaassen	0-1	0-0	0-0	1-4-5	1	0	1	0	0	0	27
Team				2-4-6							
TOTALS	22-58	7-21	14-16	9-31-40	18	65	16	19	1	7	225


	FG-A	3-pt FG-A	FT-A	REB	PF	TP	A	TO	B	ST	Min
Notre Dame											
Jacqueline Batteast	7-19	0-2	3-5	5-6-11	3	17	2	7	0	3	43
Courtney LaVere	5-10	1-1	0-0	7-6-13	2	11	3	1	3	1	28
Le'Tania Severe	2-10	0-0	7-7	2-5-7	3	11	5	2	0	3	43
Megan Duffy	4-12	2-8	6-7	0-2-2	2	16	3	2	0	2	39
Monique Hernandez	3-6	0-2	0-0	1-2-3	3	6	3	2	0	2	27
Jeneka Joyce	2-12	1-10	1-1	0-1-1	0	6	2	0	0	0	15
Teresa Borton	0-1	0-0	2-2	1-3-4	0	2	0	0	0	0	23
Breona Gray	0-0	0-0	0-0	0-0-0	1	0	0	0	0	0	1
Katy Fleck	0-0	0-0	0-0	0-0-0	1	0	0	0	0	0	3
Crystal Erwin	0-0	0-0	0-0	0-1-1	2	0	0	2	0	0	3
Team				1-3-4							
TOTALS	23-70	4-23	19-22	17-29-46	17	69	18	17	3	11	225

SCORE BY PERIODS

Southwest Missouri State	27	32	6	65
Notre Dame	33	26	10	69

Technical Foul: SMS bench

Officials: Mary Day, Peter Contreras, Lorenzo Alvarez; Attendance: 6,225



Dayton, Ohio, native Megan Duffy scored 10 points and canned all four of her free throw attempts in the final 61 seconds to help Notre Dame knock off Kansas State, 59-53 in the second round of the 2003 NCAA Tournament and return to her hometown for the Sweet 16.

Notre Dame 59 • Middle Tennessee 46 (Second Round)

March 23, 2004

Joyce Center (Notre Dame, Ind.)

	FG-A	3-pt FG-A	FT-A	REB	PF	TP	A	TO	B	ST	Min
Middle Tennessee											
Krystle Horton	7-14	0-0	4-7	3-1-4	2	18	0	1	0	2	36
Jennifer Justice	1-5	1-4	0-0	1-1-2	2	3	3	1	0	2	29
Tia Stovall	3-8	0-0	0-0	0-3-3	4	6	2	6	1	2	33
Keisha McClintic	1-10	0-5	0-0	4-3-7	0	2	2	3	0	6	35
Patrice Holmes	4-15	1-8	0-1	2-4-6	0	9	5	2	0	3	39
DiTte Jakobsen	0-0	0-0	0-0	0-0-0	0	0	0	0	0	0	5
Chrissy Givens	2-3	0-0	4-4	1-3-4	4	8	1	1	0	0	20
Carita Bailey	0-0	0-0	0-0	0-0-0	1	0	0	1	0	0	3
Team				3-1-4							
TOTALS	18-55	2-17	8-12	13-26-30	13	46	13	16	1	15	200

	FG-A	3-pt FG-A	FT-A	REB	PF	TP	A	TO	B	ST	Min
Notre Dame											
Jacqueline Batteast	13-17	1-1	0-1	2-10-12	1	27	1	3	1	1	28
Courtney LaVere	1-6	0-1	1-2	1-3-4	3	3	1	2	3	2	25
Le'Tania Severe	0-1	0-0	1-2	1-3-4	1	1	6	3	0	1	26
Megan Duffy	2-4	0-2	0-0	0-0-0	1	4	2	5	0	0	29
Monique Hernandez	1-2	0-1	0-0	1-2-3	0	2	4	1	0	1	15
Susie Powers	0-0	0-0	0-0	0-0-0	0	0	0	2	0	0	4
Jeneka Joyce	3-4	3-4	0-0	0-1-1	0	9	0	0	0	0	17
Teresa Borton	2-5	0-0	0-0	0-1-1	2	4	1	1	2	0	12
Breona Gray	0-0	0-0	0-0	0-0-0	1	0	0	2	0	0	6
Katy Fleck	1-2	0-0	0-1	0-1-1	4	2	3	2	0	0	10
Crystal Erwin	3-6	0-0	1-2	3-2-5	3	7	1	1	0	4	25
Anne Weese	0-0	0-0	0-0	0-1-1	0	0	0	0	0	0	3
Team				1-3-4							
TOTALS	26-47	4-9	3-8	9-27-36	16	59	19	23	6	10	200

SCORE BY PERIODS

Middle Tennessee	26	20	4	50
Notre Dame	29	30	59	

Technical Fouls: Horton (MT), Erwin (ND)

Officials: Bob Trammell, Mary Day, Jack Jones; Attendance: 6,440

Penn State 55 • Notre Dame 49 (Regional Semifinal)

March 27, 2004
Hartford Civic Center (Hartford, Conn.)

Notre Dame	3-pt			REB	PF	TP	A	TO	B	ST	Min
	FG-A	FG-A	FT-A								
Jacqueline Batteast	8-22	0-2	6-7	57-12	0	22	2	2	0	1	39
Courtney LaVere	4-14	0-2	0-2	5-0-5	4	8	0	2	1	0	21
Le'Tania Severe	3-9	0-0	3-4	2-3-5	5	9	0	2	1	6	34
Megan Duffy	0-2	0-1	0-0	1-2-3	2	0	1	1	0	0	28
Monique Hernandez	0-1	0-1	0-0	0-0-0	1	0	0	1	0	1	5
Susie Powers	0-0	0-0	0-0	0-0-0	0	0	0	0	0	0	1
Jeneka Joyce	1-4	1-3	0-0	0-2-2	0	3	0	0	0	0	30
Teresa Borton	2-2	0-0	0-2	1-2-3	0	4	1	1	0	1	19
Katy Flecky	1-4	1-3	0-0	0-1-1	1	3	2	0	0	0	10
Crystal Erwin	0-1	0-0	0-0	0-1-1	1	0	3	0	0	1	13
Team				3-14					1		
TOTALS	19-59	2-12	9-15	17-19-36	14	49	9	10	2	10	200

	3-pt										
Penn State	FG-A	FG-A	FT-A	REB	PF	TP	A	TO	B	ST	Min
Jessica Brungo	8-19	1-7	3-3	2-4-6	2	20	1	1	1	1	39
Rebecca Russell	0-2	0-0	0-1	2-8-10	2	0	0	1	2	0	33
Kelly Mazzante	6-16	3-8	2-4	3-5-8	2	17	0	1	1	3	39
Jess Strom	2-6	2-6	4-4	0-1-1	2	10	6	6	0	0	40
Tanisha Wright	2-4	0-0	2-2	2-4-6	3	6	4	2	0	1	31
Jennifer Brendan	0-0	0-0	0-0	0-1-1	0	0	0	0	0	0	1
Melanie Croser	0-0	0-0	0-0	0-0-0	0	0	0	1	0	0	1
Amanda Brown	0-1	0-0	2-2	2-1-3	1	2	0	0	0	0	13
Ashli Schwab	0-0	0-0	0-0	0-0-0	1	0	0	0	0	0	2
Jennifer Harris	0-0	0-0	0-0	0-0-0	0	0	0	0	0	0	1
Team				2-13				2			
TOTALS	18-48	6-21	13-16	13-25-38	13	55	11	14	4	5	200
SCORE BY PERIODS											
Notre Dame	22			2		F 49					
Penn State	23			32		55					
Officials: Bill Titus, Kathy Lynch, Cameron Inouye; Attendance: 14,253											

SCORE BY PERIODS

	1	2	F
Notre Dame	22	27	49
Penn State	23	32	55

Officials: Bill Titus, Kathy Lynch, Cameron Inouye; Attendance: 14,263



2005 NCAA Tournament

Notre Dame 61 • UC Santa Barbara 51 (First Round)

March 19, 2005
Save Mart Center (Fresno, Calif.)

	3-pt																		
UC Santa Barbara	FG-A	FG-A	FT-A	REB	PF	TP	A	TO	B	ST	Min								
Brandy Richardson	1-4	0-2	0-1	2-2-4	3	2	3	2	0	1	26								
Autumn Nichols	2-3	0-0	3-4	2-6-8	0	7	0	3	1	2	24								
Kristen Mann	2-14	1-4	2-2	1-7-8	0	7	1	7	0	2	39								
Mia Fisher	6-14	0-0	6-6	2-1-3	4	18	1	0	0	2	39								
Karena Bonds	0-4	0-3	0-0	2-0-2	3	0	2	1	0	0	19								
Jessica Wilson	1-5	0-3	0-0	1-1-2	5	2	1	1	1	0	21								
Kate Bauman	3-3	0-0	3-3	0-0-0	1	9	0	2	1	0	13								
Sha'Rae Gibbons	0-0	0-0	0-0	0-0-0	0	0	1	0	0	0	1								
Erin O'Bryan	2-5	2-5	0-0	0-3-3	3	6	2	2	0	1	18								
Brittanie Taylor-James	0-0	0-0	0-0	0-0-0	0	0	0	0	0	0	0+								
Kat Suderman	0-0	0-0	0-0	0-0-0	0	0	0	0	0	0	0+								
Team				3-14															
TOTALS	17-52	3-17	14-16	13-21-34	19	51	11	19	3	8	200								

	3-pt																		
Notre Dame	FG-A	FG-A	FT-A	REB	PF	TP	A	TO	B	ST	Min								
Jacqueline Batteast	4-14	0-2	0-3	1-9-10	2	8	3	3	1	1	38								
Courtney LaVere	5-10	0-0	0-1	2-5-7	3	10	2	2	0	0	29								
Teresa Borton	2-2	0-0	0-0	2-1-3	4	4	0	2	1	0	22								
Megan Duffy	4-8	2-3	8-10	1-2-3	2	18	3	4	0	2	37								
Breana Gray	4-8	0-0	2-4	1-0-1	2	10	2	1	0	3	28								
Tuliyah Gaines	0-1	0-0	0-0	1-0-1	0	0	0	3	0	1	8								
Charel Allen	1-6	0-1	5-6	0-1-1	1	7	0	1	0	2	19								
Melissa D'Amico	1-1	0-0	0-0	1-0-1	0	2	0	0	0	0	5								
Crystal Erwin	1-2	0-0	0-0	3-3-6	3	2	1	1	0	0	14								
Team				2-3-5															
TOTALS	22-52	2-6	15-24	14-24-38	17	61	11	17	2	9	200								

SCORE BY PERIODS

	1	2	F
UC Santa Barbara	28	23	51
Notre Dame	31	30	61

Technical Foul: Bauman (UCSB)

Officials: Dennis Mayer, Mary Struckhoff, Connie Perkins; Attendance: 2,108

Arizona State 70 • Notre Dame 61 (Second Round)

March 21, 2005
Save Mart Center (Fresno, Calif.)

Arizona State	3-pt			REB	PF	TP	A	TO	B	ST	Min
	FG-A	FG-A	FT-A								
Emily Westerberg	2-10	0-0	2-4	1-7-8	2	6	5	4	1	3	31
Aubree Johnson	4-11	0-2	4-4	5-4-9	1	12	2	4	1	1	32
Kristen Kovessy	5-8	0-0	0-1	1-2-3	3	10	1	5	0	1	22
Kylan Loney	6-8	3-5	5-6	1-1-2	3	20	4	3	0	0	35
Carmie Buckner	1-3	0-0	0-0	1-4-5	4	2	5	0	1	5	26
Reagan Pirnaseau	1-4	0-2	2-2	0-0-0	2	4	1	1	0	3	20
Lauren Stagg	0-1	0-0	0-0	0-0-0	1	0	0	1	0	0	2
Betsy Boardman	2-4	1-3	0-0	1-2-3	2	5	0	1	0	0	9
Amy Danson	5-13	1-1	0-0	7-1-8	1	11	1	3	0	0	21
Jenny Thiggin	0-0	0-0	0-0	0-0-0	0	0	0	0	0	0	2
				1-1-2							
TOTALS	26-62	5-13	13-17	18-22-40	19	70	19	22	3	13	200

Notre Dame	3-pt			REB	PF	TP	A	TO	B	ST	Min
	FG-A	FG-A	FT-A								
Jacqueline Batteast	8-19	0-0	4-4	3-5-8	1	20	1	4	3	1	39
Courtney LaVere	2-6	0-1	4-6	1-1-2	4	8	0	5	3	3	32
Teresa Borton	3-5	0-0	0-0	3-5-8	1	6	0	2	2	4	29
Megan Duffy	6-12	3-6	9-10	0-3-3	0	24	4	5	1	4	37
Breana Gray	1-6	0-0	1-2	1-0-1	1	3	0	2	0	1	23
Tuliyah Gaines	0-1	0-0	0-0	0-1-1	4	0	2	2	0	1	16
Charel Allen	0-2	0-0	0-0	0-0-0	2	0	0	0	0	2	8
Crystal Erwin	0-0	0-0	0-0	1-3-4	4	0	0	3	0	1	16
Team				2-3-5							
TOTALS	20-51	3-7	18-22	11-21-32	17	61	7	23	9	17	200

SCORE BY PERIODS

	1	2	F
Arizona State	23	47	70
Notre Dame	28	33	61

Officials: Sally Bell, Beverly Roberts, Mary Struckhoff; Attendance: 2,598



2006 NCAA Tournament

Boston College 78 • Notre Dame 61 (First Round)

March 19, 2006
Mackey Arena (West Lafayette, Ind.)

	3-pt																		
Notre Dame	FG-A	FG-A	FT-A	REB	PF	TP	A	TO	B	ST	Min								
Courtney LaVere	1-5	0-0	0-0	2-0-2	1	2	0	1	1	1	16								
Tuliyah Gaines	1-7	0-0	1-1	1-3-4	4	3	1	0	0	1	16								
Megan Duffy	6-15	3-8	0-0	1-3-4	0	15	5	1	0	0	40								
Lindsay Schrader	12-23	1-1	4-7	2-2-4	4	29	0	1	1	2	37								
Breana Gray	1-7	1-5	0-0	1-2-3	0	3	1	1	0	0	26								
Charell Allen	0-3	0-1	2-2	1-2-3	4	2	1	0	0	2	21								
Chandrica Smith	1-2	0-0	0-4	3-0-3	3	2	0	0	0	0	8								
Melissa D'Amico	0-2	0-0	2-2	0-0-0	4	2	1	2	0	0	17								
Crystal Erwin	1-3	0-0	1-2	4-2-6	6	3	1	2	0	1	19								
Team				2-0-2															
TOTALS	73-67	5-15	10-18	17-14-31	26	61	10	8	2	7	200								

NCAA Tournament History



2007 NCAA Tournament

Notre Dame 62 • California 59 (First Round)

March 18, 2007

Petersen Events Center (Pittsburgh, Pa.)

	FG-A	3-pt FG-A	FT-A	REB	PF	TP	A	TO	B	ST	Min
Notre Dame											
Crystal Erwin	2-4	0-1	2-3	2-24	3	6	2	1	0	1	28
Melissa D'Amico	3-5	0-0	1-2	5-38	1	7	0	1	0	1	18
Tulayah Gaines	3-8	0-1	2-2	1-34	4	8	1	2	0	2	34
Charel Allen	6-16	1-3	0-0	0-11	3	13	2	4	0	3	28
Breona Gray	2-8	2-6	0-0	2-24	0	6	1	3	0	1	28
Ashley Barlow	2-7	0-2	0-1	4-6-10	3	4	4	0	0	2	24
Melissa Lechlintr	3-8	1-5	0-7	0-1-1	1	12	1	1	0	0	19
Erica Williamson	3-3	0-0	0-1	0-1-1	2	6	0	0	2	0	21
Team				0-22							
TOTALS	24-59	4-18	10-16	14-21-35	17	62	11	12	2	10	200

	FG-A	3-pt FG-A	FT-A	REB	PF	TP	A	TO	B	ST	Min
California											
Ashley Walker	5-12	0-0	10-12	6-7-13	3	20	1	2	1	1	40
Devanai Hampton	6-14	0-0	1-5	2-7-9	3	13	4	3	1	2	28
Natasha Vital	1-9	0-3	0-0	0-1-1	4	2	5	5	0	1	40
Lauren Greif	2-5	1-3	4-5	0-1-1	4	9	0	2	0	2	37
Keanna Levy	2-5	1-2	0-0	1-34	2	5	1	1	0	0	20
Rama N'Diaye	3-5	2-2	0-0	2-4-6	2	8	1	1	1	0	31
Team	0-0	0-0	2-2	0-0-0	0	2	0	2	0	0	4
Team				2-24							
TOTALS	19-50	4-10	17-24	13-25-36	18	59	12	16	3	6	200

SCORE BY PERIODS

Notre Dame	1	2	F
California	32	30	62
California	23	36	59

Technical Foul: Allen (ND)

Officials: Beverly Roberts, Amy Bonner, Daryl Humphries; Attendance: 5,789

North Carolina 60 • Notre Dame 51 (Second Round)

March 20, 2007

Petersen Events Center (Pittsburgh, Pa.)

	FG-A	3-pt FG-A	FT-A	REB	PF	TP	A	TO	B	ST	Min
Notre Dame											
Crystal Erwin	2-5	0-1	0-0	1-5-6	1	4	1	0	0	1	21
Melissa D'Amico	3-5	0-0	0-0	1-2-3	4	6	0	1	0	0	22
Tulayah Gaines	4-12	0-2	0-0	0-4-4	4	8	8	5	0	1	38
Charel Allen	7-16	4-6	3-4	2-24	1	21	0	1	0	0	37
Breona Gray	1-6	1-4	0-0	1-1-2	0	3	1	1	0	0	25
Ashley Barlow	1-4	0-1	0-0	1-2-3	2	2	1	2	0	3	21
Melissa Lechlintr	1-6	0-1	0-0	1-1-2	3	2	0	0	0	1	19
Erica Williamson	1-4	0-0	3-4	2-0-2	4	5	0	1	0	0	17
Team				1-34							
TOTALS	20-58	5-15	6-8	10-20-30	19	51	11	12	0	6	200

	FG-A	3-pt FG-A	FT-A	REB	PF	TP	A	TO	B	ST	Min
North Carolina											
Erlana Larkins	2-4	0-0	2-4	3-7-10	2	6	1	1	0	1	31
Camille Little	4-7	0-2	0-0	1-2-3	3	8	5	6	2	1	34
LaToya Pringle	5-9	0-0	0-0	3-8-11	1	10	1	3	5	0	30
Ivory Latta	4-12	1-3	8-9	0-4-1	1	17	2	2	0	1	39
Rashanda McCants	2-9	1-5	0-0	1-2-3	2	5	0	3	1	1	23
Alex Miller	2-3	1-1	0-0	1-2-3	3	5	0	0	0	1	23
Heather Claytor	1-3	1-3	0-0	1-1-2	0	3	0	0	0	0	7
Iman McFarland	0-0	0-0	0-0	0-0-0	0	0	0	0	0	0	0+
Jessica Breland	0-2	0-0	6-6	0-1-1	1	6	1	2	1	1	13
Team				1-0-1							
TOTALS	20-49	4-14	16-19	12-26-38	13	60	10	17	9	6	200

SCORE BY PERIODS

Notre Dame	1	2	F
North Carolina	28	23	51
North Carolina	29	31	60

Officials: Melissa Barlow, Michael Price, Wanda Szeremetz; Attendance: 8,791



2008 NCAA Tournament

Notre Dame 75 • SMU 62 (First Round)

March 23, 2008

Mackey Arena (West Lafayette, Ind.)

	FG-A	3-pt FG-A	FT-A	REB	PF	TP	A	TO	B	ST	Min
SMU											
Delisha Willis	3-7	0-0	1-1	2-4-2	4	7	2	4	0	1	21
Brittany Gilliam	4-11	1-3	3-4	2-24	5	12	3	2	0	2	27
Janielle Dodds	6-9	0-0	3-6	0-5-5	3	15	2	3	1	1	32
Shanee Shepherd	1-10	1-9	4-4	1-7-8	0	7	5	2	0	3	36
Jillian Samuels	5-9	4-8	1-1	0-1-1	2	15	1	6	0	0	31
LaShandra Hill	0-1	0-0	0-0	0-0-0	0	0	1	0	0	0	6
Katy Cobb	0-3	0-0	2-2	0-1-1	0	2	1	2	0	1	2
Elbie Gates	0-1	0-0	0-0	1-1-2	0	0	0	0	0	0	11
Haley Day	0-0	0-0	0-0	0-0-0	0	0	0	0	0	0	3
Alice Severin	2-3	0-0	0-0	1-1-2	3	4	0	1	1	0	16
Team				0-1-1							
TOTALS	21-54	6-20	14-18	7-19-26	19	62	15	21	2	8	200

	FG-A	3-pt FG-A	FT-A	REB	PF	TP	A	TO	B	ST	Min
Notre Dame											
Erica Williamson	1-2	0-0	0-0	0-1-1	4	2	0	1	1	0	11
Tulayah Gaines	3-4	0-0	2-2	0-1-1	4	8	4	5	0	3	17
Charel Allen	6-20	0-0	2-3	6-5-11	2	14	1	1	1	1	38
Ashley Barlow	7-11	0-2	6-6	5-7-12	0	20	3	1	0	4	37
Lindsay Schrader	5-14	0-0	2-4	6-3-9	2	12	3	2	0	1	38
Brittany Mallory	1-7	0-3	1-2	2-4-6	2	3	1	3	0	1	15
Melissa Lechlintr	0-3	0-0	0-0	2-1-3	1	0	2	3	0	1	15
Becca Bruszewski	5-8	0-0	6-7	2-2-4	2	16	0	1	1	1	27
Melissa D'Amico	0-0	0-0	0-0	0-1-1	0	0	0	0	0	0	2
Team				1-0-1							
TOTALS	28-69	0-5	19-24	24-25-49	17	75	14	17	3	12	200

SCORE BY PERIODS

SMU	1	2	F
Notre Dame	32	30	62
Notre Dame	36	39	75

Officials: Bryan Brunette, Roy Gulbeyan, Alicia Walker; Attendance: 3,172

Notre Dame 79 • Oklahoma 75 (OT) (Second Round)

March 25, 2008

Mackey Arena (West Lafayette, Ind.)

	FG-A	3-pt FG-A	FT-A	REB	PF	TP	A	TO	B	ST	Min
Notre Dame											
Erica Williamson	2-3	0-0	4-4	2-2-4	3	8	0	2	0	1	36
Tulayah Gaines	4-8	0-0	1-2	0-1-1	1	9	7	4	0	3	33
Charel Allen	10-21	3-3	12-12	1-5-6	1	35	3	1	2	2	41
Ashley Barlow	5-10	1-3	5-6	0-1-1	2	16	1	1	0	2	31
Lindsay Schrader	1-7	0-0	0-0	3-2-5	2	2	2	6	0	3	33
Brittany Mallory	2-3	1-2	0-0	1-2-3	0	5	0	1	1	0	11
Melissa Lechlintr	2-3	0-0	0-0	0-1-1	1	4	1	2	0	1	17
Becca Bruszewski	0-2	0-0	0-0	0-0-0	3	0	1	1	0	1	17
Melissa D'Amico	0-0	0-0	0-0	1-0-1	0	0	0	0	0	0	6
Team				4-2-6							
TOTALS	26-57	5-8	22-24	12-16-28	13	79	15	19	3	13	225

	FG-A	3-pt FG-A	FT-A	REB	PF	TP	A	TO	B	ST	Min
Oklahoma											
Ashley Paris	3-10	0-1	0-0	2-3-5	2	6	2	2	0	0	37
Amanda Thompson	8-15	1-1	2-2	4-4-8	5	19	8	6	1	1	36
Courtney Paris	10-15	0-0	4-7	7-9-16	3	24	3	4	5	0	43
Jenna Plumley	6-10	6-10	0-0	0-2-2	3	18	5	2	1	3	45
Danielle Robinson	1-8	0-0	0-0	0-0-0	5	2	3	2	0	1	36
Nyesthia Stevenson	2-4	2-4	0-0	0-0-0	1	6	0	4	0	1	14
Carlee Roethlisberger	0-0	0-0	0-0	1-0-1	0	0	1	1	1	0	5
Rose Hammond	0-2	0-0	0-0	1-1-2	2	0	1	2	0	0	9
Team				2-1-3							
TOTALS	30-64	9-16	6-9	17-20-37	21	75	23	24	8	6	225

SCORE BY PERIODS

Notre Dame	1	2	OT	F
Oklahoma	38	27	14	79
Oklahoma	34	31	10	75

Officials: Bonita Spence, Bryan Brunette, Roy Gulbeyan; Attendance: 5,488

Tennessee 74 • Notre Dame 64 (Regional Semifinal)

March 30, 2008
Ford Center (Oklahoma City, Okla.)

	FG-A	3-pt FG-A	FT-A	REB	PF	TP	A	TO	B	ST	Min
Notre Dame											
Erica Williamson	1-2	0-0	0-0	1-12	4	2	0	0	0	0	8
Tulayh Gaines	1-5	0-0	0-0	0-0-0	3	2	3	3	0	1	27
Charel Allen	6-16	0-1	4-5	3-5-8	0	16	3	1	1	1	32
Ashley Barlow	5-13	0-2	1-3	2-5-7	2	11	0	4	0	1	35
Lindsay Schrader	5-8	0-0	3-3	1-8-9	4	13	0	1	1	2	32
Brittany Mallory	0-2	0-2	3-4	1-2-3	2	3	0	0	0	1	14
Melissa Lechitiner	0-2	0-0	1-2	0-3-3	2	1	0	4	0	1	20
Becca Bruszewski	7-15	0-0	2-2	2-4-6	3	16	1	3	1	2	27
Melissa D'Amico	0-0	0-0	0-0	0-0-0	0	0	0	0	1	0	5
Team				1-3-4				1			
TOTALS	25-63	0-5	14-19	11-31-42	20	64	7	17	4	9	200

	FG-A	3-pt FG-A	FT-A	REB	PF	TP	A	TO	B	ST	Min
Tennessee											
Candace Parker	11-18	0-0	12-17	3-10-13	3	34	3	3	4	3	36
Alberta Auguste	3-12	0-0	0-0	3-0-3	1	6	1	3	1	1	28
Nicky Anosike	4-8	0-0	2-5	2-8-10	3	10	3	1	2	0	35
Shannon Bobbitt	3-9	3-7	2-2	0-2-2	1	11	1	1	0	3	36
Alexis Hornbuckle	3-8	0-2	2-3	1-8-9	4	8	4	4	0	4	33
Debra Lund	2-6	1-4	0-0	1-0-1	3	5	0	3	0	0	21
Vicki Baugh	0-2	0-0	0-0	2-1-3	2	0	0	0	0	0	5
Alex Fuller	0-2	0-0	0-0	1-1-2	1	0	0	0	0	0	6
Team				1-1-2							
TOTALS	26-65	4-13	18-27	14-31-45	18	74	12	15	7	11	200

SCORE BY PERIODS	1	2	F
Notre Dame	33	31	64
Tennessee	31	43	74

Officials: Melissa Barlow, Gator Parrish, Maj Forsberg; Attendance: 10,032



2009 NCAA Tournament

Minnesota 79 • Notre Dame 71 (First Round)

March 22, 2009
Joyce Center (Notre Dame, Ind.)

	FG-A	3-pt FG-A	FT-A	REB	PF	TP	A	TO	B	ST	Min
Minnesota											
Ashley Ellis-Milan	4-11	0-0	2-3	0-8-8	3	10	1	4	0	0	38
Jackie Voight	4-4	0-0	1-2	0-5-5	5	9	0	3	0	0	21
Emily Fox	7-17	2-4	7-9	0-1-1	3	23	4	4	0	4	38
Brittany McCoy	1-2	0-0	5-5	1-4-5	5	7	6	2	0	1	22
Katie Ohm	5-10	5-9	0-0	0-6-6	2	15	4	1	0	0	36
Kay Sylva	1-2	1-1	0-0	0-3-3	1	3	1	0	0	0	6
Zoe Harper	2-5	0-0	4-7	7-6-13	4	8	0	2	2	0	20
Kiara Buford	1-1	0-0	0-0	1-0-1	1	2	2	2	0	0	12
Brianna Mastey	1-1	0-0	0-0	2-1-3	1	2	1	0	0	0	7
Team				0-0-0				1			
TOTALS	26-53	8-14	19-26	11-34-45	25	79	19	19	2	5	200

	FG-A	3-pt FG-A	FT-A	REB	PF	TP	A	TO	B	ST	Min
Notre Dame											
Becca Bruszewski	3-10	2-6	3-6	0-7-7	2	11	4	0	0	1	34
Erica Williamson	1-2	0-0	4-4	1-4-5	2	6	1	0	0	0	22
Ashley Barlow	7-16	2-5	4-5	2-0-2	4	20	2	0	0	1	35
Melissa Lechitiner	4-11	1-2	7-8	0-1-1	3	16	3	5	0	1	36
Lindsay Schrader	2-8	0-0	2-2	1-1-2	2	6	0	0	0	1	12
Erica Solomon	1-4	0-0	4-4	3-0-3	2	6	1	1	0	0	16
Kellie Watson	1-5	1-4	0-0	0-4-4	1	3	0	1	0	2	18
Fraderica Miller	0-0	0-0	0-0	0-0-0	2	0	0	0	0	0	0+
Natalie Novosel	1-4	0-0	1-3	3-2-5	4	3	0	3	0	1	27
Team				1-2-3							
TOTALS	20-60	6-17	25-32	11-21-32	22	71	11	10	0	7	200

SCORE BY PERIODS	1	2	F
Minnesota	42	37	79
Notre Dame	30	41	71

Officials: Mark Zentz, Angie Enlund, Bruce Morris; Attendance: 6,395



2010 NCAA Tournament

Notre Dame 86 • Cleveland State 58 (First Round)

March 21, 2010
Purcell Pavilion (Notre Dame, Ind.)

	FG-A	3-pt FG-A	FT-A	REB	PF	TP	A	TO	B	ST	Min
Cleveland State											
Stephanie Crosley	3-6	0-0	1-2	1-6-7	2	7	0	2	0	1	32
Shawntia Garland	1-10	0-2	0-0	2-3-5	2	2	4	6	0	4	34
Kailey Klein	12-23	1-5	6-7	4-4-8	2	31	0	4	1	1	38
Angel Roque	0-4	0-2	4-4	0-3-3	4	4	8	5	0	1	36
Jessica Roque	0-3	0-2	0-0	0-1-1	3	0	2	2	0	0	15
Kaila Montgomery	0-0	0-0	0-0	0-0-0	0	0	0	0	0	0	1
Janelle Adams	3-6	0-1	0-1	2-2-4	1	6	0	1	0	0	14
Takina Keane	0-1	0-1	0-0	0-0-0	0	0	0	0	0	0	2
Shalonda Winton	2-4	0-1	1-2	0-3-3	2	5	1	1	0	0	14
Destinee Blue	0-0	0-0	0-0	1-0-1	1	0	0	3	0	1	11
Honesty King	1-2	1-1	0-0	0-0-0	0	3	0	0	0	0	3
Team				0-1-1							
TOTALS	22-59	2-15	12-16	10-23-33	17	58	15	24	1	8	200

	FG-A	3-pt FG-A	FT-A	REB	PF	TP	A	TO	B	ST	Min
Notre Dame											
Erica Williamson	4-6	0-0	0-0	0-4-4	1	8	0	2	0	1	16
Skylar Diggins	1-4	0-1	5-5	1-6-7	4	7	8	5	1	3	23
Ashley Barlow	5-12	1-4	2-2	2-1-3	0	13	3	0	0	1	29
Melissa Lechitiner	3-11	0-2	0-0	0-1-1	0	6	4	1	0	1	28
Lindsay Schrader	3-6	0-0	2-4	0-6-6	1	8	2	1	1	1	28
Fraderica Miller	1-1	0-0	2-2	1-0-1	0	4	0	1	0	1	2
Devereaux Peters	5-8	0-0	2-4	4-1-5	3	12	1	0	0	2	16
Kaila Turner	1-1	0-0	0-0	0-0-0	0	2	3	0	0	0	6
Natalie Novosel	2-2	1-1	2-2	0-4-4	1	7	3	3	0	2	16
Brittany Mallory	2-3	1-2	0-0	0-2-2	2	5	1	0	0	0	17
Becca Bruszewski	6-10	0-1	2-4	2-2-4	2	14	0	1	0	1	17
Alena Christiansen	0-0	0-0	0-0	0-1-1	0	0	0	0	0	0	2
Team				0-2-2							
TOTALS	33-64	3-11	17-23	10-30-40	15	86	25	14	2	13	200

SCORE BY PERIODS	1	2	F
Cleveland State	25	33	58
Notre Dame	34	52	86

Officials: Kathy Lynch, Frank Steratore, Alicia Walker; Attendance: 6,173



Charel Allen was simply magnificent during the 2008 NCAA Tournament, averaging 20.5 points and 8.3 rebounds per game, including a career-high 35 points in a second-round win over Oklahoma.

NCAA Tournament History

Notre Dame 84 • Vermont 66 (Second Round)

March 23, 2010

Purcell Pavilion (Notre Dame, Ind.)

Vermont	FG-A	3-pt FG-A	FT-A	REB	PF	TP	A	TO	B	ST	Min
Alissa Sheftic	7-11	0-0	0-0	4-3-7	5	14	1	2	2	1	31
Courtney Pilypaits	4-9	2-6	1-1	2-5-7	2	11	7	10	0	7	40
May Kotsopoulos	4-8	2-3	2-2	0-1-1	4	12	4	2	0	0	39
Sofia Inobi	5-9	0-0	1-1	2-4-6	1	11	5	3	1	0	30
Kendra Seto	5-13	3-5	1-1	0-3-3	4	14	0	2	0	2	32
Morgan Albert	0-0	0-0	0-0	0-0-0	0	0	0	0	0	0	1
Kristine Lalonde	0-0	0-0	0-0	0-0-0	0	0	1	0	0	0	3
Lauren Wheeler	0-0	0-0	0-0	0-1-1	0	0	0	1	0	0	5
Tonya Young	1-2	0-1	0-0	0-1-1	1	2	1	2	1	0	7
Lauren Buschmann	1-3	0-0	0-0	0-0-0	3	2	0	2	1	0	12
Team				1-2-3							1
TOTALS	27-55	7-15	5-5	9-20-29	20	66	19	25	5	10	200

Notre Dame	FG-A	3-pt FG-A	FT-A	REB	PF	TP	A	TO	B	ST	Min
Erica Williamson	2-2	0-0	1-1	1-1-2	1	5	0	1	0	1	11
Skyler Diggins	13-21	1-3	4-6	1-1-2	1	31	6	1	0	7	33
Ashley Barlow	2-5	1-3	2-2	0-0-1	3	7	2	1	0	1	31
Maissa Lechitner	2-6	1-2	7-8	1-0-1	1	12	3	1	0	1	26
Lindsay Schrader	6-10	0-0	2-4	5-6-11	0	14	1	4	0	1	31
Devereaux Peters	1-4	0-0	1-6	1-1-2	2	3	4	1	1	3	20
Kaila Turner	0-1	0-1	0-0	0-0-0	0	0	0	0	0	0	1
Natalie Novosel	2-3	0-0	2-2	2-1-3	1	6	1	2	0	1	13
Brittany Mallory	1-2	0-1	0-0	1-3-4	1	2	1	1	0	2	16
Becca Bruszewski	2-5	0-0	0-0	1-2-3	3	4	2	2	0	2	17
Alena Christiansen	0-0	0-0	0-0	1-1-2	0	0	0	0	0	0	1
Team				0-3-3							0
TOTALS	31-59	3-10	19-29	15-39-54	13	84	20	14	1	19	200

SCORE BY PERIODS

	1	2	F
Vermont	33	33	66
Notre Dame	42	42	84

Officials: Sue Blanch, Kathy Lynch, Ed Stoklosy; Attendance: 6,085

Oklahoma 77 • Notre Dame 72 (OT) (Regional Semifinal)

March 28, 2010

Sprint Center (Kansas City, Mo.)

Oklahoma	FG-A	3-pt FG-A	FT-A	REB	PF	TP	A	TO	B	ST	Min
Nyeshia Stevenson	6-10	5-8	4-4	0-1-1	0	21	3	2	0	2	45
Amanda Thompson	6-16	0-2	1-1	4-7-11	3	13	5	2	2	2	42
Abi Olajuwon	9-13	0-0	2-3	7-7-14	2	20	1	2	1	0	35
Danielle Robinson	6-21	0-0	3-3	1-4-5	3	15	7	6	0	1	45
Jasmine Hartman	2-7	2-3	0-0	1-3-4	2	6	5	3	0	1	32
Carlee Roethlisberger	1-2	0-1	0-0	0-3-3	2	2	0	0	0	1	16
Joanna McFarland	0-1	0-0	0-0	1-1-2	2	0	0	1	2	0	10
Team				1-3-4							1
TOTALS	30-70	7-14	10-11	15-29-44	14	77	21	17	5	7	225

Notre Dame	FG-A	3-pt FG-A	FT-A	REB	PF	TP	A	TO	B	ST	Min
Erica Williamson	2-3	0-0	0-0	1-3-4	2	4	1	3	1	0	21
Skyler Diggins	4-14	2-3	0-0	1-4-5	2	10	4	2	2	6	42
Ashley Barlow	3-6	1-2	6-6	0-2-2	1	13	1	2	0	2	37
Maissa Lechitner	10-14	0-1	2-3	0-2-2	1	22	3	1	0	2	41
Lindsay Schrader	8-16	0-0	3-4	2-6-8	3	19	3	0	0	1	34
Devereaux Peters	0-1	0-0	0-0	1-2-3	3	0	0	2	0	0	16
Natalie Novosel	0-2	0-1	4-4	0-1-1	0	4	1	1	1	0	12
Brittany Mallory	0-3	0-0	0-0	1-1-2	0	0	0	0	0	0	6
Becca Bruszewski	0-4	0-1	0-0	0-1-1	2	0	0	1	0	1	0
Team				2-3-5							1
TOTALS	27-63	3-8	15-17	8-25-33	14	72	14	12	5	11	225

SCORE BY PERIODS

	1	2	OT	F
Oklahoma	36	30	11	77
Notre Dame	32	34	6	72

Officials: Dennis DelMayo, Laura Morris, Joseph Vasilsky; Attendance: 5,907



2011 NCAA Tournament

Notre Dame 67 • Utah 54 (First Round)

March 19, 2011

Huntsman Center (Salt Lake City, Utah)

Notre Dame	FG-A	3-pt FG-A	FT-A	REB	PF	TP	A	TO	B	ST	Min
Devereaux Peters	6-9	0-0	0-1	0-6-6	2	12	0	2	4	0	30
Becca Bruszewski	4-9	0-0	5-6	3-3-6	2	13	6	1	0	2	35
Skyler Diggins	7-18	2-4	4-7	1-2-3	1	20	3	5	0	0	35
Natalie Novosel	7-16	1-1	5-7	1-3-4	2	20	4	1	1	1	35
Brittany Mallory	0-3	0-2	0-0	0-5-5	4	0	1	0	0	1	28
Natalie Achonwa	1-1	0-0	0-0	2-2-4	2	2	2	0	1	0	15
Fraderica Miller	0-0	0-0	0-0	0-1-1	1	0	0	0	0	3	9
Kaila Turner	0-0	0-0	0-0	0-0-0	0	0	0	1	0	0	13
Team				4-1-5							0
TOTALS	25-56	3-7	14-21	11-23-34	14	67	16	10	6	7	200

Utah	FG-A	3-pt FG-A	FT-A	REB	PF	TP	A	TO	B	ST	Min
Michelle Harrison	5-10	0-2	0-2	9-17-26	2	10	1	4	2	0	39
Michelle Plouffe	2-10	1-4	2-2	0-8-8	3	7	0	4	1	0	28
Diana Rohiak	0-4	0-0	2-2	5-2-7	4	2	0	1	0	0	21
Janita Badani	4-21	0-5	3-3	1-6-7	3	11	5	3	0	3	39
Iwalemi Rodrigues	6-9	4-6	5-6	0-0-0	2	21	0	3	0	1	40
Rachel Messer	1-1	1-1	0-0	0-0-0	3	3	1	1	0	0	21
Chelsea Bridgewater	0-0	0-0	0-0	0-1-1	2	0	0	1	0	1	11
Ciera Duntar	0-0	0-0	0-0	0-0-0	0	0	0	0	0	0	1
Team				0-2-2							1
TOTALS	18-55	6-18	12-15	15-26-41	19	54	7	18	3	5	200

SCORE BY PERIODS

	1	2	F
Notre Dame	36	31	67
Utah	33	21	54

Officials: Marianne Karp, Timothy Daley, Kent Johnson; Attendance: 2,366

Notre Dame 77 • Temple 64 (Second Round)

March 21, 2011

Huntsman Center (Salt Lake City, Utah)

Temple	FG-A	3-pt FG-A	FT-A	REB	PF	TP	A	TO	B	ST	Min
Kristen McCarthy	5-14	3-4	3-6	1-2-3	5	16	1	1	0	3	35
Marli Bennett	1-2	0-1	2-2	1-1-2	5	4	1	2	0	0	25
Victoria Macaulay	1-8	0-0	0-0	2-6-8	4	2	0	1	1	1	24
Shay Paddy	8-16	4-6	1-4	1-3-4	0	21	4	2	0	3	38
Qwedira Wallace	3-10	1-2	2-2	1-0-1	2	9	2	5	0	2	30
BJ Williams	0-2	0-0	0-0	0-0-0	2	0	0	2	0	0	14
Joelle Connelly	0-0	0-0	0-0	0-0-0	1	0	0	0	0	0	4
Nikki Works	0-0	0-0	0-0	0-0-0	0	0	0	0	0	0	1
Danielle Brinkley	0-0	0-0	0-0	0-0-0	0	0	0	0	0	0	1
Natasha Thames	4-9	0-0	4-11	8-6-14	0	12	1	1	0	3	28
Team				1-1-2							1
TOTALS	22-61	8-13	12-25	15-19-34	19	64	9	15	1	12	200

Notre Dame	FG-A	3-pt FG-A	FT-A	REB	PF	TP	A	TO	B	ST	Min
Devereaux Peters	8-13	0-0	1-5	5-7-12	5	17	2	2	2	2	32
Becca Bruszewski	2-4	0-0	8-8	1-5-6	4	12	3	2	1	0	20
Skyler Diggins	6-13	2-3	1-3	0-2-2	3	15	7	8	2	2	39
Natalie Novosel	4-9	3-3	6-8	1-0-1	2	17	0	1	0	2	34
Brittany Mallory	2-6	0-4	0-1	0-2-2	3	4	6	1	0	1	35
Veronica Bradway	0-0	0-0	0-0	0-0-0	0	0	0	0	0	0	1
Natalie Achonwa	5-7	0-0	0-0	1-7-8	1	10	1	2	1	1	20
Fraderica Miller	1-1	0-0	0-0	1-2-3	2	2	0	1	1	1	8
Kaila Turner	0-1	0-1	0-0	0-1-1	0	0	2	1	0	0	9
Mary Forr	0-0	0-0	0-0	0-0-0	0	0	0	0	0	0	1
Ariel Braker	0-0	0-0	0-0	0-0-0	0	0	0	0	0	0	1
Team				3-4-7							1
TOTALS	28-54	5-11	16-25	12-30-42	20	77	21	19	7	9	200

SCORE BY PERIODS

	1	2	F
Temple	29	35	64
Notre Dame	41	36	77

Officials: Cameron Inouye, Marianne Karp, Kyle Bacon; Attendance: 1,567

Notre Dame 78 • Oklahoma 53 (Regional Semifinal)

March 26, 2011

University of Dayton Arena (Dayton, Ohio)

	FG-A	3-pt FG-A	FT-A	REB	PF	TP	A	TO	B	ST	Min
Oklahoma	1-3	0-1	0-0	0-3-3	4	2	2	6	0	0	30
Danielle Robinson	6-16	0-0	0-0	0-3-3	4	16	5	7	0	3	39
Nicole Griffin	9-10	0-0	0-2	0-3-3	3	18	1	3	2	1	34
Aayn Ellenberg	4-13	1-4	0-0	0-0-0	2	9	0	1	0	0	31
Whitney Hand	2-10	0-5	2-2	1-7-8	1	6	5	4	1	3	39
Morgan Hook	0-1	0-1	0-0	0-0-0	0	0	0	1	0	0	3
Jasmine Hartman	0-1	0-0	0-0	0-0-0	1	0	0	2	0	0	12
Joanna McFarland	1-1	0-0	0-1	0-4-4	2	2	1	0	0	0	12
Team				1-2-3							
TOTALS	23-55	1-11	6-9	2-22-24	17	53	14	24	3	7	200

	FG-A	3-pt FG-A	FT-A	REB	PF	TP	A	TO	B	ST	Min
Notre Dame	6-8	0-0	5-6	3-10-13	2	17	4	2	3	4	29
Devereaux Peters	2-3	0-0	0-1	0-2-2	3	4	1	1	0	1	16
Becca Brzuszewski	1-7	0-3	4-4	2-5-7	1	6	12	6	0	1	37
Skyler Diggins	6-15	3-5	0-0	2-5-7	1	15	3	8	0	2	30
Natalie Novosel	7-14	6-10	0-0	1-3-4	2	20	2	3	0	3	34
Brittany Mallory	0-0	0-0	0-0	0-0-0	0	0	0	0	0	0	1
Vernica Badway	4-7	0-0	2-4	3-5-8	2	10	0	2	0	2	26
Natalie Achonwa	2-3	0-0	2-3	3-0-3	2	6	2	1	1	1	18
Fraderica Miller	0-0	0-0	0-0	0-1-1	0	0	0	0	0	0	7
Kaila Turner	0-0	0-0	0-0	0-0-0	0	0	0	1	0	0	1
Mary Furr	0-2	0-0	0-0	0-0-0	0	0	0	0	0	0	1
Ariel Braker	0-2	0-0	0-0	0-0-0	0	0	0	0	0	0	1
Team				0-2-2							
TOTALS	28-59	9-18	13-18	14-33-47	13	78	24	24	4	14	200

SCORE BY PERIODS

	1	2	F
Oklahoma	17	36	53
Notre Dame	34	44	78

Officials: Tina Napier, Barbara Jo Smith, Rachelle Jones; Attendance: 8,867

Notre Dame 73 • Tennessee 59 (Regional Final)

March 28, 2011

University of Dayton Arena (Dayton, Ohio)

	FG-A	3-pt FG-A	FT-A	REB	PF	TP	A	TO	B	ST	Min
Notre Dame	3-5	0-0	1-3	2-3-5	5	7	1	3	0	0	17
Devereaux Peters	5-10	0-0	3-4	1-7-8	4	13	1	4	0	1	37
Becca Brzuszewski	9-17	4-8	2-2	0-2-2	2	24	4	3	1	4	36
Skyler Diggins	6-16	0-1	5-5	0-4-4	1	17	5	1	0	2	37
Brittany Mallory	1-4	1-2	7-8	1-2-3	1	10	3	2	0	2	35
Natalie Novosel	1-2	0-0	0-0	5-1-6	1	2	2	2	0	2	24
Natalie Achonwa	0-1	0-0	0-0	0-1-1	2	0	1	0	0	0	11
Fraderica Miller	0-1	0-0	0-0	0-0-0	0	0	0	0	0	0	3
Kaila Turner				1-4-5							
Team				1							
TOTALS	25-56	5-11	18-22	10-24-34	16	73	17	16	1	11	200

	FG-A	3-pt FG-A	FT-A	REB	PF	TP	A	TO	B	ST	Min
Tennessee	4-9	0-0	4-6	8-6-14	5	12	2	1	0	3	24
Glory Johnson	6-14	1-4	0-0	3-3-6	1	13	1	0	0	0	33
Shelanna Stricklen	0-2	0-0	0-0	1-2-3	1	0	1	2	0	0	8
Alyssa Brewer	1-11	0-5	0-0	0-1-1	3	2	1	4	0	1	19
Meaghan Simmons	4-9	3-6	2-2	3-4-7	2	13	1	2	0	0	28
Taber Spani	2-9	0-1	1-2	1-1-2	1	5	2	4	0	0	20
Kamiko Williams	0-4	0-2	1-2	1-0-1	3	1	1	1	0	2	19
Angie Bjorklund	0-1	0-1	0-0	0-0-0	0	0	0	1	0	0	4
Lauren Avant	0-2	0-0	0-0	1-3-4	1	0	0	1	0	2	16
Alicia Manning	3-4	0-0	2-3	1-4-5	2	8	0	2	0	0	18
Vicki Baugh	2-2	0-0	1-2	0-0-0	1	5	2	1	0	0	11
Kelley Cain				3-0-3							
Team				1							
TOTALS	22-67	4-19	11-17	22-24-46	20	59	11	19	0	8	200

SCORE BY PERIODS

	1	2	F
Notre Dame	29	44	73
Tennessee	24	35	59

Technical Foul: Cain (UT)

Officials: Lisa Mattingly, Beverly Roberts, Mary Day; Attendance: 5,708

Notre Dame 72 • Connecticut 63 (National Semifinal)

April 3, 2011

Conseco Fieldhouse (Indianapolis, Ind.)

	FG-A	3-pt FG-A	FT-A	REB	PF	TP	A	TO	B	ST	Min
Notre Dame	3-8	0-0	2-3	3-4-7	2	8	0	1	0	0	34
Devereaux Peters	1-6	0-0	0-2	3-5-8	4	2	1	3	0	2	25
Becca Brzuszewski	10-14	2-4	6-6	0-4-4	1	28	6	6	0	2	39
Skyler Diggins	8-13	1-1	5-7	0-4-4	3	22	0	3	0	0	25
Natalie Novosel	3-6	1-3	1-2	1-3-4	2	8	1	0	0	2	35
Brittany Mallory	2-4	0-0	0-2	1-3-4	1	4	1	1	1	0	22
Natalie Achonwa	0-0	0-0	0-0	0-0-0	0	0	0	1	0	0	3
Fraderica Miller	0-1	0-0	0-0	0-1-1	0	0	1	0	0	0	17
Kaila Turner				4-3-7							
Team				1							
TOTALS	27-52	4-8	14-22	12-27-39	13	72	10	16	1	6	200

	FG-A	3-pt FG-A	FT-A	REB	PF	TP	A	TO	B	ST	Min
Connecticut	14-30	5-13	3-7	2-6-8	1	36	2	4	1	4	40
Maya Moore	2-6	0-2	0-0	3-4-7	4	4	5	3	0	2	39
Kelly Farris	2-4	0-0	3-4	2-2-4	4	7	2	3	1	1	25
Stefanie Dolson	2-7	0-1	0-0	2-0-2	3	4	3	1	1	0	33
Tiffany Hayes	4-10	1-2	1-2	0-1-1	3	10	3	1	0	1	40
Bria Hartley	1-2	0-0	0-0	1-1-2	4	2	1	0	0	1	23
Lorin Dixon	0-0	0-0	0-0	0-0-0	0	0	0	0	0	0	0
Heather Buck				0-3-3							
Team				1							
TOTALS	25-59	6-18	7-13	10-17-27	19	63	16	12	3	9	200

SCORE BY PERIODS

	1	2	F
Notre Dame	26	46	72
Connecticut	32	31	63

Officials: Denise Brooks, Cameron Inouye, Sue Blau; Attendance: 16,421

Texas A&M 76 • Notre Dame 70 (National Championship Game)

April 5, 2011

Conseco Fieldhouse (Indianapolis, Ind.)

	FG-A	3-pt FG-A	FT-A	REB	PF	TP	A	TO	B	ST	Min
Notre Dame	8-10	0-0	5-8	5-6-11	4	21	1	1	1	0	36
Devereaux Peters	3-4	0-0	0-0	0-2-2	1	6	0	2	2	2	35
Becca Brzuszewski	7-19	1-5	8-9	1-2-3	0	23	3	6	0	4	39
Skyler Diggins	5-10	0-1	4-4	1-3-4	4	14	0	4	0	0	27
Natalie Novosel	1-6	1-4	1-2	0-1-1	2	4	3	3	0	2	37
Brittany Mallory	0-1	0-0	0-0	1-0-1	5	0	0	0	0	1	10
Natalie Achonwa	0-1	0-0	0-1	1-3-4	3	0	2	0	0	1	10
Fraderica Miller	0-1	0-0	2-2	0-0-0	0	2	1	0	0	0	6
Kaila Turner				2-1-3							
Team				1							
TOTALS	24-52	2-10	20-26	11-18-29	19	70	10	16	3	10	200

	FG-A	3-pt FG-A	FT-A	REB	PF	TP	A	TO	B	ST	Min
Texas A&M	7-9	1-1	3-5	1-4-5	3	18	4	2	0	2	40
Tyra White	4-10	0-0	1-3	3-4-7	3	9	1	2	1	1	33
Adaora Etonu	13-22	0-2	4-7	4-5-9	3	30	0	5	1	1	39
Danielle Adams	2-6	1-2	0-0	1-4-5	5	4	3	2	0	0	38
Sydney Carter	2-4	0-2	6-6	0-0-0	4	10	5	4	0	3	30
Sydney Colson	0-0	0-0	0-0	0-0-0	0	0	0	0	0	0	0
Catherine Snow	0-0	0-0	0-0	0-0-0	0	0	0	0	0	0	0
Ciera Windham	0-0	0-0	0-0	0-0-0	0	0	0	0	0	0	0
Kristen Grant	1-2	0-0	0-0	0-1-1	1	2	0	0	0	0	10
Manyann Baker	0-0	0-0	0-0	0-0-0	0	0	0	0	0	0	0
Skyler Collins	0-0	0-0	0-0	0-0-0	0	0	0	0	0	0	0
Adrienne Pratchter	0-0	0-0	0-0	0-0-0	0	0	0	1	0	0	2
Kyle Gilbert	0-0	0-0	2-2	0-1-1	1	2	0	1	0	1	7
Kelsey Assarian	0-0	0-0	0-0	0-0-0	1	0	0	0	0	0	1
Team				1-4-4							
TOTALS	29-53	2-7	16-23	10-22-32	21	76	14	18	4	8	200

SCORE BY PERIODS

	1	2	F
Notre Dame	35	35	70
Texas A&M	33	43	76

Officials: Dee Kantner, Tina Napier, Michael Price; Attendance: 17,473



2012 NCAA Tournament

Notre Dame 74 • Liberty 43 (First Round)

March 18, 2012

Purcell Pavilion (Notre Dame, Ind.)

Liberty	3-pt			REB	PF	TP	A	TO	B	ST	Min
	FG-A	FG-A	FT-A								
Tolu Omotola	1-7	0-0	0-0	3-6	0	2	0	1	0	0	21
Devon Brown	5-14	1-3	5-6	1-2-3	3	16	1	6	1	1	33
Avery Warley	1-3	0-0	4-6	4-6-10	2	6	0	5	3	1	34
Reagan Miller	0-5	0-3	0-0	0-0-0	2	0	2	3	0	2	32
Danika Dale	4-6	2-2	2-4	0-2-2	1	12	1	2	1	2	29
Lakendra Washington	2-6	1-3	0-0	0-3-3	1	5	1	0	0	0	15
Ellie Rollins	0-0	0-0	1-2	0-0-0	0	1	0	0	0	0	1
Jasmine Gardner	0-0	0-0	0-0	0-1-1	1	0	0	0	0	0	13
Terika Lunsford	0-1	0-1	0-0	0-1-1	0	0	0	2	0	0	10
Catherine Kearney	0-0	0-0	1-2	1-1-2	1	1	0	2	0	0	12
Team				0-1-1							2
TOTALS	13-42	4-12	13-20	9-20-29	11	43	5	23	5	6	200

Notre Dame	3-pt			REB	PF	TP	A	TO	B	ST	Min
	FG-A	FG-A	FT-A								
Devereaux Peters	5-6	0-0	0-1	1-3-4	3	10	2	2	1	2	20
Skyler Diggins	3-6	1-1	0-0	1-8-9	1	7	6	3	0	0	24
Natalie Novosel	5-13	1-3	1-2	0-4-4	0	12	0	1	0	1	24
Brittany Mallory	3-7	1-5	0-0	1-3-4	1	7	6	0	0	1	26
Kayla McBride	6-12	1-1	2-3	3-0-3	2	15	2	1	0	3	25
Whitney Holloway	1-2	0-0	0-0	0-0-0	1	2	0	0	0	0	7
Fraderica Miller	3-4	0-0	2-2	1-1-2	2	8	5	1	0	1	18
Kaila Turner	4-6	0-0	1-2	2-1-3	4	9	0	2	0	0	19
Markisha Wright	1-8	0-3	0-0	1-1-2	1	2	4	0	0	1	23
Ariel Braker	0-0	0-0	0-0	0-0-0	0	0	0	0	0	0	7
Team	1-2	0-0	0-0	1-1-2	0	2	0	1	0	0	7
				4-1-5							
TOTALS	32-66	4-13	6-10	15-23-38	15	74	25	11	1	9	200

SCORE BY PERIODS		1	2	F
Liberty		19	24	43
Notre Dame		44	30	74
Officials: Sue Blauch, Cheryl Flores, Karen Prieto; Attendance: 6,777				

Notre Dame 73 • California 62 (Second Round)

March 20, 2012

Purcell Pavilion (Notre Dame, Ind.)

California	3-pt			REB	PF	TP	A	TO	B	ST	Min
	FG-A	FG-A	FT-A								
Gemmiter Brandon	3-6	0-0	3-4	5-7-12	3	9	1	2	0	2	32
Talia Caldwell	1-3	0-0	0-2	1-1-2	2	2	0	1	0	0	15
Brittany Boyd	4-9	0-1	1-3	0-0-0	5	9	4	5	0	1	22
Layshia Clarendon	7-13	3-5	0-1	0-1-1	4	17	4	5	0	3	39
Lindsay Sherbert	1-3	1-3	0-0	0-0-0	1	3	0	1	0	2	14
Afure Jemerigbe	1-4	0-1	0-0	1-2-3	3	2	1	1	0	0	21
Eliza Pierre	2-6	1-2	0-0	2-2-4	2	5	3	2	0	0	24
Reshanda Gray	6-10	0-0	3-4	5-8-3	3	15	1	2	0	0	26
Justine Hartman	0-2	0-0	0-0	0-0-0	0	0	1	0	0	0	7
Team				2-3-5							
TOTALS	25-56	5-12	7-14	16-19-35	23	62	15	19	0	8	200

Notre Dame	3-pt			REB	PF	TP	A	TO	B	ST	Min
	FG-A	FG-A	FT-A								
Devereaux Peters	3-7	0-0	5-6	9-5-14	4	11	5	4	7	1	34
Skyler Diggins	9-15	0-1	3-6	1-1-2	1	21	4	0	0	2	38
Natalie Novosel	5-18	0-4	18-20	2-7-9	2	28	1	4	0	4	38
Brittany Mallory	1-3	0-2	0-1	0-2-2	2	2	0	1	0	2	35
Kayla McBride	4-6	1-1	0-0	0-3-3	1	9	1	1	0	4	36
Natalie Achonwa	1-5	0-0	0-0	2-2-4	4	2	2	2	1	1	13
Fraderica Miller	0-1	0-0	0-0	2-0-2	0	0	0	0	0	0	3
Kaila Turner	0-1	0-1	0-0	0-0-0	1	0	0	0	0	0	3
Team				3-1-4							1
TOTALS	23-56	1-9	26-33	19-21-40	15	73	13	13	8	14	200

SCORE BY PERIODS		1	2	F
California		31	31	62
Notre Dame		31	42	73
Officials: Michael Price, Sue Blauch, Gina Cross; Attendance: 6,519				

Notre Dame 79 • St. Bonaventure 35 (Regional Semifinal)

March 25, 2012

PNC Arena (Raleigh, N.C.)

St. Bonaventure	3-pt			REB	PF	TP	A	TO	B	ST	Min
	FG-A	FG-A	FT-A								
Doris Ortega	3-6	0-0	5-5	0-3-3	3	11	0	3	0	2	30
Megan Van Tatenhove	0-4	0-0	3-4	1-5-6	2	3	1	6	0	1	25
Alaina Walker	1-4	0-0	1-3	0-0-0	3	3	0	0	1	1	12
Jessica Jenkins	0-6	0-4	0-0	1-1-2	0	0	0	0	0	1	34
Amelia Horton	1-10	0-0	2-2	2-4-6	2	4	1	1	0	0	27
Tatiana Wilson	0-0	0-0	0-0	0-0-0	0	0	0	0	0	0	1
Ashley Zahn	0-0	0-0	0-0	0-0-0	0	0	0	0	0	1	7
Jordan McGee	0-1	0-0	0-0	0-2-2	0	0	0	1	0	0	9
Chelsea Bowker	0-4	0-3	0-0	0-1-1	3	0	0	4	0	0	11
CaCe Dixon	4-11	1-5	4-6	3-0-3	1	13	0	1	0	1	28
Jennie Ashton	0-2	0-0	1-2	3-0-3	2	1	0	2	1	1	16
Team				1-1-2							2
TOTALS	9-48	1-12	16-22	11-17-28	16	35	2	21	2	8	200

Notre Dame	3-pt			REB	PF	TP	A	TO	B	ST	Min
	FG-A	FG-A	FT-A								
Devereaux Peters	3-8	0-0	1-2	3-7-10	2	7	4	5	2	4	19
Skyler Diggins	3-8	0-0	2-2	3-2-5	1	8	5	2	1	2	25
Natalie Novosel	7-13	0-2	2-2	1-3-4	1	16	0	0	1	2	25
Brittany Mallory	3-6	0-2	1-1	0-2-2	1	7	2	1	0	0	23
Kayla McBride	5-9	0-0	0-0	2-3-5	0	10	1	1	0	2	24
Whitney Holloway	0-1	0-0	0-0	0-1-1	3	0	1	1	0	0	11
Natalie Achonwa	3-5	1-1	2-2	0-5-5	1	9	2	1	1	0	15
Fraderica Miller	1-3	0-0	1-2	1-1-2	0	3	0	2	0	0	22
Kaila Turner	5-6	4-5	0-0	0-1-1	4	14	2	0	0	1	18
Markisha Wright	1-1	0-0	1-2	0-1-1	0	3	0	0	0	1	8
Ariel Braker	1-1	0-0	0-0	0-3-3	2	2	1	1	0	1	10
Team				4-2-6							1
TOTALS	32-61	5-10	10-13	14-31-45	15	79	18	15	5	13	200

SCORE BY PERIODS		1	2	F
St. Bonaventure		13	22	35
Notre Dame		35	44	79
Officials: Joe Cunningham, Angelica Suffren, Rod Creech; Attendance: 3,108				

March 27, 2012
PNC Arena (Raleigh, N.C.)

Note Name	3-pt										
	FG-A	FG-A	FT-A	REB	PF	TP	A	TO	B	ST	Min
Devereaux Peters	3-9	0-0	0-0	5-4-9	4	6	3	1	1	1	20
Skylar Diggins	9-21	0-3	4-7	4-6-10	1	22	11	3	0	5	38
Natalie Novosel	5-9	1-3	3-4	2-4-6	0	14	0	4	0	1	34
Brittany Mallory	2-4	0-2	0-0	0-3-3	1	4	3	0	0	1	33
Kyla McBride	6-12	2-3	2-2	0-3-3	1	16	2	4	0	2	35
Whitney Holloway	0-0	0-0	0-0	0-1-1	0	0	0	0	0	0	3
Natalie Achonwa	7-10	0-0	4-4	4-3-7	2	18	2	4	1	0	26
Fraderica Miller	0-0	0-0	0-0	0-0-0	0	0	0	0	0	0	2
Kaila Turner	0-0	0-0	0-0	0-1-1	0	0	0	0	0	0	2
Markisha Wright	0-0	0-0	0-0	0-1-1	1	0	0	0	0	0	3
Ariel Braker	0-0	0-0	0-0	0-0-0	1	0	0	0	0	0	4
Team				4-1-5				1			
TOTALS	32-65	3-11	13-17	19-27-46	11	80	21	17	2	10	200

Maryland	21	28	49
Notre Dame	40	40	80

Officials: Dee Kantner, Joe Vaszily, Mai Forsberg; Attendance: 2621

April 1, 2012
Pepsi Center (Denver, Colo.)

Notre Dame	3-pt										
	FG-A	FG-A	FT-A	REB	PF	TP	A	TO	B	ST	Min
Devereaux Peters	6-10	4-0	5-8	4-8-12	3	17	2	2	4	2	40
Skylar Diggins	8-17	1-2	2-2	2-2-4	3	19	4	4	2	3	44
Natalie Novosel	5-19	2-5	8-11	5-2-7	2	20	4	3	0	1	38
Brittany Mallory	4-9	2-6	1-2	1-3-4	2	11	5	1	1	4	41
Kayla McBride	2-12	0-1	4-4	2-4-6	3	8	1	3	0	1	35
Natalie Achonwa	4-5	0-0	0-0	3-4-7	1	8	0	3	0	3	27
Team				3-0-3							
TOTAL S	29-77	5-14	20-27	20-23-43	14	83	16	16	7	14	225

Officials: Denise Brooks, Cameron Inouye, Dennis DeMayo; Attendance: 19,028

April 3, 2012
Pepsi Center (Denver, Colo.)

Baylor	3-pt										
	FG-A	FG-A	FT-A	REB	PF	TP	A	T	B	ST	Min
Destiny Williams	5-7	0-0	2-2	4-2-6	1	12	2	2	0	0	28
Brittney Griner	11-16	0-0	4-6	4-12-13	1	26	1	2	5	0	39
Odyssey Sims	6-16	2-6	5-5	1-1-7	5	19	4	2	0	2	38
Kimetria Hayden	3-11	2-3	0-0	2-2-4	1	8	5	1	0	0	39
Jordan Madden	0-2	0-2	0-0	1-5-6	3	0	5	1	1	0	25
Makenzie Robertson	0-0	0-0	0-0	0-0-0	0	0	0	0	0	0	2
Terran Condrey	2-3	0-0	2-2	0-5-5	1	6	2	0	0	0	14
Sune Agubike	0-0	0-0	0-0	0-0-0	0	0	0	0	0	0	1
Ashley Field	0-0	0-0	0-0	0-0-0	0	0	0	0	0	0	1
Lindsay Palmer	0-0	0-0	1-2	0-0-0	0	1	0	0	0	0	1
Brooklyn Pope	2-3	0-0	4-4	4-0-4	1	8	1	1	0	0	12
Team				0-1-1				2			
TOTALS	29-58	4-11	18-21	16-30-46	13	80	20	11	6	2	200

Notre Dame	28	33	61
Baylor	34	46	80

Officials: Dee Kantner, Tina Napier, Lisa Jones Attendance: 19,028

April 1, 2012
Pepsi Center (Denver, Colo.)

Notre Dame	3-pt										
	FG-A	FG-A	FT-A	REB	PF	TP	A	TO	B	ST	Min
Devereaux Peters	6-10	4-0	5-8	4-8-12	3	17	2	2	4	2	40
Skylar Diggins	8-17	1-2	2-2	2-2-4	3	19	4	4	2	3	44
Natalie Novosel	5-19	2-5	8-11	5-2-7	2	20	4	3	0	1	38
Brittany Mallory	4-9	2-6	1-2	1-3-4	2	11	5	1	1	4	41
Kayla McBride	2-12	0-1	4-4	2-4-6	3	8	1	3	0	1	35
Natalie Achonwa	4-5	0-0	0-0	3-4-7	1	8	0	3	0	3	27
Team				3-0-3							
TOTAL S	29-77	5-14	20-27	20-23-43	14	83	16	16	7	14	225

Officials: Denise Brooks, Cameron Inouye, Dennis DeMayo; Attendance: 19,028

NCAA Tournament Results

1992 - Midwest Region (First Round)

March 18 – #5 UCLA 93, #12 Notre Dame 72
Pauley Pavilion; Westwood, Calif.

1994 - East Region (First Round)

March 16 – #10 Minnesota 81, #7 Notre Dame 76
Joyce Center; Notre Dame, Ind.

1996 - Midwest Region (Second Round)

March 15 – #12 Notre Dame 73, #5 Purdue 60
Lubbock Municipal Coliseum; Lubbock, Texas

March 17 – #4 Texas Tech 82, #12 Notre Dame 37
Lubbock Municipal Coliseum; Lubbock, Texas

1997 - NCAA FINAL FOUR East Region (Champion)

March 15 – #6 Notre Dame 93, #11 Memphis 62
Frank Erwin Center; Austin, Texas

March 17 – #6 Notre Dame 86, #3 Texas 83
Frank Erwin Center; Austin, Texas

March 22 – #6 Notre Dame 87, #2 Alabama 71
Frank McGuire Arena; Columbia, S.C.

March 24 – #6 Notre Dame 62, #5 George
Washington 52
Frank McGuire Arena; Columbia, S.C.

March 28 – #3 Tennessee 80,
#6 Notre Dame 66 (Final Four)
Riverfront Coliseum; Cincinnati, Ohio

1998 - Midwest Region (Regional Semifinal)

March 13 – #9 Notre Dame 78, #8 SMS 64
Lubbock Municipal Coliseum; Lubbock, Texas

March 15 – #9 Notre Dame 74, #1 Texas Tech 59
Lubbock Municipal Coliseum; Lubbock, Texas

March 21 – #4 Purdue 70, #9 Notre Dame 65
Lubbock Municipal Coliseum; Lubbock, Texas

1999 - West Region (Second Round)

March 15 – #5 Notre Dame 61, #12 St. Mary's
(Calif.) 57
Pete Maravich Assembly Center; Baton
Rouge, La.

March 17 – #4 LSU 74, #5 Notre Dame 64
Pete Maravich Assembly Center; Baton
Rouge, La.

2000 - Mideast Region (Regional Semifinal)

March 17 – #2 Notre Dame 87, #15 San Diego 61
Joyce Center; Notre Dame, Ind.

March 19 – #2 Notre Dame 95, #7 George
Washington 60
Joyce Center; Notre Dame, Ind.

March 25 – #3 Texas Tech 69, #2 Notre Dame 65
The Pyramid; Memphis, Tenn.

2001 - NCAA CHAMPION - Mideast Region (Champion)

March 17 – #1 Notre Dame 98, #16 Alcorn
State 49
Joyce Center; Notre Dame, Ind.

March 19 – #1 Notre Dame 88, #8 Michigan 54
Joyce Center; Notre Dame, Ind.

March 24 – #1 Notre Dame 69, #5 Utah 54
Pepsi Center; Denver, Colo.

March 26 – #1 Notre Dame 72, #3 Vanderbilt 64
Pepsi Center; Denver, Colo.

March 30 – #1 Notre Dame 90, #1 Connecticut
75 (Final Four)
Savvis Center; St. Louis, Mo.

April 1 – #1 Notre Dame 68, #3 Purdue 66
(Championship)
Savvis Center; St. Louis, Mo.

2002 - Midwest Region (Second Round)

March 15 – #7 Notre Dame 58, #10 New Mexico 44
Thompson-Boling Arena; Knoxville, Tenn.

March 17 – #2 Tennessee 89, #7 Notre Dame 50
Thompson-Boling Arena; Knoxville, Tenn.

2003 - East Region (Regional Semifinal)

March 23 – #11 Notre Dame 59, #6 Arizona 47
Bramlage Coliseum; Manhattan, Kan.

March 25 – #11 Notre Dame 59,
#3 Kansas State 53
Bramlage Coliseum; Manhattan, Kan.

March 30 – #2 Purdue 66, #11 Notre Dame 47
University of Dayton Arena; Dayton, Ohio

2004 - East Region (Regional Semifinal)

March 21 – #5 Notre Dame 69, #12 SMS 65 (OT)
Joyce Center; Notre Dame, Ind.

March 23 – #5 Notre Dame 59,
#13 Middle Tennessee 46
Joyce Center; Notre Dame, Ind.

March 27 – #1 Penn State 55, #5 Notre Dame 49
Hartford Civic Center; Hartford, Conn.

2005 - Tempe Region (Second Round)

March 19 – #4 Notre Dame 61,
#13 UC Santa Barbara 51
Save Mart Center; Fresno, Calif.

March 21 – #5 Arizona State 70,
#4 Notre Dame 61
Save Mart Center; Fresno, Calif.

2006 - Albuquerque Region (First Round)

March 19 – #8 Boston College 78,
#9 Notre Dame 61
Mackey Arena; West Lafayette, Ind.

2007 - Dallas Region (Second Round)

March 18 – #9 Notre Dame 62, #8 California 59
Petersen Events Center; Pittsburgh, Pa.

March 20 – #1 North Carolina 60, #9 Notre
Dame 51
Petersen Events Center; Pittsburgh, Pa.

2008 – Oklahoma City Region (Regional Semifinal)

- March 23 – #5 Notre Dame 75, #12 SMU 62
Mackey Arena; West Lafayette, Ind.
- March 25 – #5 Notre Dame 79, #4 Oklahoma 75 (OT)
Mackey Arena; West Lafayette, Ind.
- March 30 – #1 Tennessee 74, #5 Notre Dame 64
Ford Center; Oklahoma City, Okla.

2009 – Trenton Region (First Round)

- March 22 – #10 Minnesota 79, #7 Notre Dame 71
Joyce Center; Notre Dame, Ind.

2010 – Kansas City Region (Regional Semifinal)

- March 21 – #2 Notre Dame 86, #15 Cleveland St. 58
Purcell Pavilion; Notre Dame, Ind.
- March 23 – #2 Notre Dame 84, #10 Vermont 66
Purcell Pavilion; Notre Dame, Ind.
- March 28 – #3 Oklahoma 77,
#2 Notre Dame 72 (OT)
Sprint Center; Kansas City, Mo.

2011 – NCAA FINALIST - Dayton Region (Champion)

- March 19 – #2 Notre Dame 67, #15 Utah 54
Huntsman Center; Salt Lake City, Utah
- March 21 – #2 Notre Dame 77, #10 Temple 64
Huntsman Center; Salt Lake City, Utah
- March 26 – #2 Notre Dame 78, #6 Oklahoma 53
University of Dayton Arena; Dayton, Ohio
- March 28 – #2 Notre Dame 73, #1 Tennessee 59
University of Dayton Arena; Dayton, Ohio
- April 3 – #2 Notre Dame 72, #1 Connecticut 63
(Final Four)
Conseco Fieldhouse; Indianapolis, Ind.
- April 5 – #2 Texas A&M 76, #2 Notre Dame 70
(Championship)
Conseco Fieldhouse; Indianapolis, Ind.


2012 – NCAA FINALIST - Raleigh Region (Champion)

- March 18 – #1 Notre Dame 74, #16 Liberty 43
Purcell Pavilion; Notre Dame, Ind.
- March 20 – #1 Notre Dame 73, #8 California 62
Purcell Pavilion; Notre Dame, Ind.
- March 25 – #1 Notre Dame 79,
#5 St. Bonaventure 35
PNC Arena; Raleigh, N.C.
- March 27 – #1 Notre Dame 80, #2 Maryland 49
PNC Arena; Raleigh, N.C.

- April 1 – #1 Notre Dame 83, #1 Connecticut 75 (OT)
(Final Four)
Pepsi Center; Denver, Colo.
- April 3 – #1 Baylor 80, #1 Notre Dame 61
(Championship)
Pepsi Center; Denver, Colo.

Overall NCAA Tournament record: 37-18 (.673)
NCAA Women's Final Four record: 5-3 (.625)
Home: 10-2 (.833)
Away: 4-4 (.500)
Neutral: 23-12 (.657)

Notes: Number listed before each team name is its regional seeding... beginning in 2005, regions are named according to regional host cities.



Ruth Riley secured her place in Notre Dame history on April 1, 2001, capping off an amazing career by hitting these two free throws with 5.8 seconds remaining in the NCAA national championship game to give the Irish a 68-66 win over Purdue.

Individual NCAA Tournament Records

Points

- 36 Beth Morgan vs. Alabama, 3/22/97
(East Regional Semifinal at Columbia, S.C.)
- 35 Charel Allen vs. Oklahoma, 3/25/08
(Oklahoma City Region Second Round at West Lafayette, Ind.)
- 32 Ruth Riley vs. Vanderbilt, 3/26/01
(Midwest Regional Final at Denver, Colo.)
- 31 **Skylar Diggins vs. Vermont, 3/23/10
(Kansas City Region Second Round at Notre Dame, Ind.)**

Rebounds

- 16 Katryna Gaither vs. George Washington, 3/24/97
(East Region Final at Columbia, S.C.)
- 14 Devereaux Peters vs. California, 3/20/12
(Raleigh Region Second Round at Notre Dame, Ind.)
- 14 Ruth Riley vs. Utah, 3/24/01
(Midwest Region Semifinal at Denver, Colo.)
- 14 Kelley Siemon vs. George Washington, 3/19/00
(Midwest Region Second Round at Notre Dame, Ind.)

Assists

- 12 **Skylar Diggins vs. Oklahoma, 3/26/11
(Dayton Regional Semifinal at Dayton, Ohio)**
- 11 **Skylar Diggins vs. Maryland, 3/27/12
(Raleigh Regional Final at Raleigh, N.C.)**
- 11 Mollie Peirick at Texas Tech, 3/15/98
(Midwest Region Second Round at Lubbock, Texas)
- 11 Mollie Peirick vs. Alabama, 3/22/97
(East Regional Semifinal at Columbia, S.C.)
- 9 Niele Ivey vs. Vanderbilt, 3/26/01
(Midwest Regional Final at Denver, Colo.)
- 9 Mollie Peirick vs. Southwest Missouri St., 3/13/98
(Midwest Region First Round at Lubbock, Texas)

Blocks

- 7 Devereaux Peters vs. California, 3/20/12
(Raleigh Region Second Round at Notre Dame, Ind.)
- 7 Ruth Riley vs. Purdue, 4/1/01
(National Championship Game at St. Louis, Mo.)
- 5 Teresa Borton vs. Purdue, 3/30/03
(East Regional Semifinal at Dayton, Ohio)
- 5 Ruth Riley vs. Connecticut, 3/30/01
(National Semifinal at St. Louis, Mo.)
- 5 Amanda Barksdale vs. Alcorn State, 3/17/01
(Midwest Region First Round at Notre Dame, Ind.)

Steals

- 7 **Skylar Diggins vs. Vermont, 3/23/10
(Kansas City Region Second Round at Notre Dame, Ind.)**
- 7 Niele Ivey vs. Southwest Missouri State, 3/13/98
(Midwest Region First Round at Lubbock, Texas)
- 6 **five times (MR: Skylar Diggins vs. Oklahoma,
3/28/10 (Kansas City Regional Semifinal at
Kansas City, Mo.))**

Field Goals Made

- 13 **Skylar Diggins vs. Vermont, 3/23/10
(Kansas City Region Second Round at Notre Dame, Ind.)**
- 13 Jacqueline Batteast vs. Middle Tennessee, 3/23/04
(East Region Second Round at Notre Dame, Ind.)
- 13 Beth Morgan vs. Alabama, 3/22/97
(East Regional Semifinal at Columbia, S.C.)
- 12 Lindsay Schrader vs. Boston College, 3/19/06
(Albuquerque Region First Round at West Lafayette, Ind.)
- 11 Ruth Riley vs. Vanderbilt, 3/26/01
(Midwest Regional Final at Denver, Colo.)
- 11 Katryna Gaither at Texas, 3/17/97
(East Region Second Round at Austin, Texas)

Field Goals Attempted

- 23 Lindsay Schrader vs. Boston College, 3/19/06
(Albuquerque Region First Round at West Lafayette, Ind.)
- 22 Jacqueline Batteast vs. Penn State, 3/27/04
(East Regional Semifinal at Hartford, Conn.)
- 22 Beth Morgan vs. Alabama, 3/22/97
(East Regional Semifinal at Columbia, S.C.)
- 21 **six times (MR: Skylar Diggins vs. Maryland,
3/27/12 (Raleigh Regional Final at Raleigh,
N.C.))**

Field Goal Percentage

(min. 6 made)

- 1.000 (8-8) Rosanne Bohman at Texas, 3/17/97
(East Region Second Round at Austin, Texas)
- 1.000 (6-6) Ruth Riley vs. Alcorn State, 3/17/01
(Midwest Region First Round at Notre Dame, Ind.)
- .875 (7-8) Ruth Riley vs. San Diego, 3/17/00
(Midwest Region First Round at Notre Dame, Ind.)
- .818 (9-11) Katryna Gaither at Texas Tech, 3/17/96
(Midwest Region Second Round at Lubbock, Texas)
- .800 (8-10) Devereaux Peters vs. Texas A&M, 4/5/11
(National Championship Game at Indianapolis, Ind.)

Three-Point Field Goals Made

- 6 Brittany Mallory vs. Oklahoma, 3/26/11
(Dayton Regional Semifinal at Dayton, Ohio)
- 6 Sheila McMillen vs. Purdue, 3/21/98
(Midwest Regional Semifinal at Lubbock, Texas)
- 6 Beth Morgan vs. Alabama, 3/22/97
(East Regional Semifinal at Columbia, S.C.)
- 4 **six times (MR: Kaila Turner vs. St.
Bonaventure, 3/25/12 (Raleigh Regional
Semifinal at Raleigh, N.C.))**

Three-Point Field Goals Attempted

- 11 Beth Morgan at Texas Tech, 3/17/96
(Midwest Region Second Round at Lubbock, Texas)
- 10 Brittany Mallory vs. Oklahoma, 3/26/11
(Dayton Regional Semifinal at Dayton, Ohio)

- 10 Jeneka Joyce vs. Southwest Missouri State, 3/21/04
(East Region First Round at Notre Dame, Ind.)
- 10 Sheila McMillen vs. Purdue, 3/21/98
(Midwest Regional Semifinal at Lubbock, Texas)
- 10 Beth Morgan vs. Alabama, 3/22/97
(East Regional Semifinal at Columbia, S.C.)

Three-Point Field Goal Percentage (min. 3 made)

- 1.000 (3-3) Natalie Novosel vs. Temple, 3/21/11
(Dayton Region Second Round at Salt Lake City, Utah)
- 1.000 (3-3) Charel Allen vs. Oklahoma, 3/25/08
(Oklahoma City Region Second Round at West Lafayette, Ind.)
- .800 (4-5) **Kaila Turner vs. St.
Bonaventure, 3/25/12 (Raleigh
Regional Semifinal at Raleigh,
N.C.)**
- .800 (4-5) Alicia Ratay vs. Connecticut, 3/30/01
(National Semifinal at St. Louis, Mo.)

Free Throws Made

- 18 Natalie Novosel vs. California, 3/20/12
(Raleigh Region Second Round at Notre Dame, Ind.)
- 14 Beth Morgan at Texas, 3/17/97
(East Region Second Round at Austin, Texas)
- 12 Charel Allen vs. Oklahoma, 3/25/08
(Oklahoma City Region Second Round at West Lafayette, Ind.)
- 10 four times (MR: Ruth Riley vs. Purdue, 4/1/01
(National Championship Game at St. Louis, Mo.))

Free Throws Attempted

- 20 Natalie Novosel vs. California, 3/20/12
(Raleigh Region Second Round at Notre Dame, Ind.)
- 18 Beth Morgan at Texas, 3/17/97
(East Region Second Round at Austin, Texas)
- 14 Ruth Riley vs. Purdue, 4/1/01
(National Championship Game at St. Louis, Mo.)
- 13 Michelle Marciniak at UCLA, 3/18/92
(Midwest Region First Round at Westwood, Calif.)
- 12 three times (MR: Charel Allen vs. Oklahoma,
3/25/08 (Oklahoma City Region Second Round at
West Lafayette, Ind.))

Free Throw Percentage (min. 7 made)

- 1.000 (12-12) Charel Allen vs. Oklahoma, 3/25/08
(Oklahoma City Region Second Round at West Lafayette, Ind.)
- 1.000 (10-10) Beth Morgan vs. Alabama, 3/22/97
(East Regional Semifinal at Columbia, S.C.)
- 1.000 (8-8) Becca Bruszewski vs. Temple, 3/21/11
(Dayton Region Second Round at Salt Lake City, Utah)
- 1.000 (8-8) Niele Ivey vs. Connecticut, 3/30/01
(National Semifinal at St. Louis, Mo.)
- 1.000 (8-8) Katryna Gaither vs. Tennessee, 3/28/97
(National Semifinal at Cincinnati, Ohio)

Most Points (Game)

- 98 vs. Alcorn State, 3/17/01
(Midwest Region First Round at Notre Dame, Ind.)
- 95 vs. George Washington, 3/19/00
(Midwest Region Second Round at Notre Dame, Ind.)
- 93 vs. Memphis, 3/15/97
(East Region First Round at Austin, Texas)
- 90 vs. Connecticut, 3/30/01
(National Semifinal at St. Louis, Mo.)
- 88 vs. Michigan, 3/19/01
(Midwest Region Second Round at Notre Dame, Ind.)

Most Points (One Half)

- 55 (2nd) vs. Alabama, 3/22/97 (East Regional Semifinal at Columbia, S.C.)
- 53 (2nd) vs. Connecticut, 3/30/01 (National Semifinal at St. Louis, Mo.)
- 52 (2nd) vs. Cleveland State, 3/21/10
(Kansas City Region First Round at Notre Dame, Ind.)
- 52 (2nd) vs. George Washington, 3/19/00
(Midwest Region Second Round at Notre Dame, Ind.)
- 52 (2nd) vs. Memphis, 3/15/97 (East Region First Round at Austin, Texas)

Fewest Points (Game)

- 47 vs. Purdue, 3/30/03
(East Regional Semifinal at Dayton, Ohio)
- 49 vs. Penn State, 3/27/04
(East Regional Semifinal at Hartford, Conn.)
- 50 vs. Tennessee, 3/17/02
(Midwest Region Second Round at Knoxville, Tenn.)
- 51 vs. North Carolina, 3/20/07
(Dallas Region Second Round at Pittsburgh, Pa.)
- 58 vs. New Mexico, 3/15/02
(Midwest Region First Round at Knoxville, Tenn.)

Fewest Points (One Half)

- 18 (1st) vs. Purdue, 3/30/03 (East Regional Semifinal at Dayton, Ohio)
- 22 (1st) vs. Penn State, 3/27/04 (East Regional Semifinal at Hartford, Conn.)
- 23 (1st) vs. Arizona, 3/23/03 (East Region First Round at Manhattan, Kan.)
- 23 (2nd) twice (MR: vs. North Carolina, 3/20/07 (Dallas Region Second Round at Pittsburgh, Pa.))

Rebounds

- 62 vs. Alcorn State, 3/17/01
(Midwest Region First Round at Notre Dame, Ind.)
- 54 vs. George Washington, 3/19/00
(Midwest Region Second Round at Notre Dame, Ind.)
- 53 vs. George Washington, 3/24/97
(East Regional Final at Columbia, S.C.)
- 51 vs. Memphis, 3/15/97
(East Region First Round at Austin, Texas)
- 49 vs. SMU, 3/23/08
(Oklahoma City Region First Round at West Lafayette, Ind.)

Assists

- 25 vs. Liberty, 3/18/12
(Raleigh Region First Round at Notre Dame, Ind.)

- 25 vs. Cleveland State, 3/21/10
(Kansas City Region First Round at Notre Dame, Ind.)
- 25 vs. Memphis, 3/15/97
(East Region First Round at Austin, Texas)
- 24 vs. Oklahoma, 3/26/11
(Dayton Regional Semifinal at Dayton, Ohio)
- 22 vs. Alcorn State, 3/17/01
(Midwest Region First Round at Notre Dame, Ind.)

Blocks

- 11 vs. Purdue, 4/1/01 (National Championship Game at St. Louis, Mo.)
- 9 vs. Arizona State, 3/21/05
(Tempe Region Second Round at Fresno, Calif.)
- 9 vs. Purdue, 3/30/03 (East Regional Semifinal at Dayton, Ohio)
- 8 five times (MR: vs. California, 3/20/12
(Raleigh Region Second Round at Notre Dame, Ind.))

Steals

- 20 vs. Southwest Missouri State, 3/13/98
(Midwest Region First Round at Lubbock, Texas)
- 19 vs. Vermont, 3/23/10
(Kansas City Region Second Round at Notre Dame, Ind.)
- 17 vs. Arizona State, 3/21/05
(Tempe Region Second Round at Fresno, Calif.)
- 16 vs. Arizona, 3/23/03
(East Region First Round at Manhattan, Kan.)
- 16 vs. Purdue, 3/15/96
(Midwest Region First Round at Lubbock, Texas)

Field Goals Made

- 36 vs. Alcorn State, 3/17/01
(Midwest Region First Round at Notre Dame, Ind.)
- 35 vs. Memphis, 3/15/97 (East Region First Round at Austin, Texas)
- 34 vs. Michigan, 3/19/01
(Midwest Region Second Round at Notre Dame, Ind.)
- 33 vs. Cleveland State, 3/21/10
(Kansas City Region First Round at Notre Dame, Ind.)
- 32 four times (MR: vs. Maryland, 3/27/12)
(Raleigh Region Final at Raleigh, N.C.)

Field Goals Attempted

- 72 vs. Connecticut, 4/1/12
(National Semifinal at Denver, Colo.)
- 71 at UCLA, 3/18/92
(Midwest Region First Round at Westwood, Calif.)
- 70 vs. Southwest Missouri State, 3/21/04
(East Region First Round at Notre Dame, Ind.)
- 69 vs. SMU, 3/23/08
(Oklahoma City Region First Round at West Lafayette, Ind.)

**Field Goal Percentage
(min. 20 made)**

- .636 (28-44) vs. San Diego, 3/17/00
(Midwest Region First Round at Notre Dame, Ind.)
- .593 (32-54) vs. Alabama, 3/22/97 (East Regional Semifinal at Columbia, S.C.)
- .558 (29-52) vs. Vanderbilt, 3/26/01 (Midwest Regional Final at Denver, Colo.)
- .553 (26-47) vs. Middle Tennessee, 3/21/04

- (East Region Second Round at Notre Dame, Ind.)
- .553 (26-47) at LSU, 3/15/99 (West Region Second Round at Baton Rouge, La.)

**Three-Point
Field Goals Made**

- 9 vs. Oklahoma, 3/26/11
(Dayton Regional Semifinal at Dayton, Ohio)
- 8 four times (MR: vs. Connecticut, 3/30/01
(National Semifinal at St. Louis, Mo.))

**Three-Point Field Goals
Attempted**

- 23 vs. Southwest Missouri State, 3/21/04
(East Region First Round at Notre Dame, Ind.)
- 20 at Texas Tech, 3/17/96
(Midwest Region Second Round at Lubbock, Texas)
- 18 four times (MR: vs. Oklahoma, 3/26/11
(Dayton Regional Semifinal at Dayton, Ohio))

**Three-Point Field Goal
Percentage (min. 5 made)**

- .750 (8-12) vs. Alabama, 3/22/97 (East Regional Semifinal at Columbia, S.C.)
- .727 (8-11) vs. Connecticut, 3/30/01 (National Semifinal at St. Louis, Mo.)
- .625 (5-8) vs. Oklahoma, 3/25/08
(Oklahoma City Region Second Round at West Lafayette, Ind.)

Free Throws Made

- 33 vs. George Washington, 3/19/00
(Midwest Region Second Round at Notre Dame, Ind.)
- 28 vs. Connecticut, 3/30/01
(National Semifinal at St. Louis, Mo.)
- 26 vs. California, 3/20/12
(Raleigh Region Second Round at Notre Dame, Ind.)
- 25 twice (MR: vs. Minnesota, 3/22/09
(Trenton Region First Round at Notre Dame, Ind.))

Free Throws Attempted

- 45 vs. George Washington, 3/19/00
(Midwest Region Second Round at Notre Dame, Ind.)
- 36 vs. Connecticut, 3/30/01
(National Semifinal at St. Louis, Mo.)
- 36 vs. San Diego, 3/17/00
(Midwest Region First Round at Notre Dame, Ind.)
- 33 vs. California, 3/20/12
(Raleigh Region Second Round at Notre Dame, Ind.)

**Free Throw Percentage
(min. 15 made)**

- .917 (22-24) vs. Oklahoma, 3/25/08
(Oklahoma City Region Second Round at West Lafayette, Ind.)
- .882 (15-17) vs. Oklahoma, 3/28/10
(Kansas City Regional Semifinal at Kansas City, Mo.)
- .880 (22-25) at UCLA, 3/18/92
(Midwest Region First Round at Westwood, Calif.)
- .864 (19-22) vs. Southwest Missouri State, 3/21/04 (East Region First Round at Notre Dame, Ind.)
- .852 (23-27) at Texas, 3/17/97
(East Region Second Round at Austin, Texas)

Opponent NCAA Tournament Records

Most Points (Individual): 36 by Maya Moore (Connecticut), 4/3/11
(National Semifinal at Indianapolis, Ind.)

Most Points (Team, Game): 92 by UCLA, 3/18/92
(Midwest Region First Round at Westwood, Calif.)

Most Points (Team, One Half): 56 (2nd) by UCLA, 3/18/92
(Midwest Region First Round at Westwood, Calif.)

Fewest Points (Team, Game): 35 by St. Bonaventure, 3/25/12
(Raleigh Regional Semifinal at Raleigh, N.C.)

Fewest Points (Team, One Half): 11 by New Mexico, 3/17/02
(Midwest Region First Round at Knoxville, Tenn.)

Most Rebounds (Individual): 17 by Kelly Schumacher (Connecticut), 3/30/01
(National Semifinal at St. Louis, Mo.)

Most Rebounds (Team): 64 by UCLA, 3/18/92
(Midwest Region First Round at Westwood, Calif.)

Most Assists (Individual): 13 by Vanessa Wallace (Texas), 3/17/97
(East Region Second Round at Austin, Texas)

Most Assists (Team): 23, twice (MR: by Oklahoma, 3/25/08)
(Oklahoma City Region Second Round at West Lafayette, Ind.)

Most Blocks (Individual): 6 by Tajama Abraham (George Washington), 3/24/97
(East Regional Final at Columbia, S.C.)

Most Blocks (Team): 9 by North Carolina, 3/20/07
(Dallas Region Second Round at Pittsburgh, Pa.)

Most Steals (Individual): 7 by Courtney Pilypaitis (Vermont), 3/23/10
(Kansas City Region Second Round at Notre Dame, Ind.)

Most Steals (Team): 17 by George Washington, 3/19/00
(Midwest Region Second Round at Notre Dame, Ind.)

Most Field Goals Made (Individual): 14 by Maya Moore (Connecticut), 4/3/11
(National Semifinal at Indianapolis, Ind.)

Most Field Goals Made (Team): 34, twice (MR: by Texas, 3/17/97 (East Region Second Round at Austin, Texas))

Fewest Field Goals Made (Team): 9 by St. Bonaventure, 3/25/12
(Raleigh Regional Semifinal at Raleigh, N.C.)

Most Field Goals Attempted (Individual): 30 by Maya Moore (Connecticut), 4/3/11
(National Semifinal at Indianapolis, Ind.)

Most Field Goals Attempted (Team): 83 by UCLA, 3/18/92
(Midwest Region First Round at Westwood, Calif.)

Fewest Field Goals Attempted (Team): 42 by Liberty, 3/18/12
(Raleigh Region First Round at Notre Dame, Ind.)

Highest Field Goal Percentage (Individual - min. 6 made): .900 (9-10) by Nicole Griffin (Oklahoma), 3/26/11
(Dayton Regional Semifinal at Dayton, Ohio)

Highest Field Goal Percentage (Team - min. 20 made): .547 (29-53) by Texas A&M, 4/5/11 (National Championship Game at Indianapolis, Ind.)

Lowest Field Goal Percentage (Team): .188 (9-48) by St. Bonaventure, 3/25/12
(Raleigh Regional Semifinal at Raleigh, N.C.)

Most Three-Point Field Goals Made (Individual): 7 by Laurie Koehn (Kansas State), 3/25/03 (East Region Second Round at Manhattan, Kan.)

Most Three-Point Field Goals Made (Team): 9, three times (MR: by Oklahoma, 3/25/08 (Oklahoma City Region Second Round at West Lafayette, Ind.))

Fewest Three-Point Field Goals Made (Team): 0 by Maryland, 3/27/12 (Raleigh Regional Final at Raleigh, N.C.)

Most Three-Point Field Goals Attempted (Individual): 17 by Laurie Koehn (Kansas State), 3/25/03 (East Region Second Round at Manhattan, Kan.)

Most Three-Point Field Goals Attempted (Team): 41 by Auburn State, 3/17/01
(Midwest Region First Round at Notre Dame, Ind.)

Fewest Three-Point Field Goals Attempted (Team): 5 by UCLA, 3/18/92 (Midwest Region First Round at Westwood, Calif.)

Highest Three-Point Field Goal Percentage (Individual - min. 3 made): .750 (3-4), four times (MR: by Kristen McCarthy (Temple), 3/21/11 (Dayton Region Second Round at Salt Lake City, Utah))

Highest Three-Point Field Goal Percentage (Team - min. 5 made): .615 (8-13) by Temple, 3/21/11 (Dayton Region Second Round at Salt Lake City, Utah)

Lowest Three-Point Field Goal Percentage (Team): .000 (0-8) by Maryland, 3/27/12 (Raleigh Regional Final at Raleigh, N.C.)

Most Free Throws Made (Individual): 12 by Candace Parker (Tennessee), 3/30/08
(Oklahoma City Regional Semifinal at Oklahoma City, Okla.)

Most Free Throws Made (Team): 29 by Boston College, 3/19/06 (Albuquerque Region First Round at West Lafayette, Ind.)

Fewest Free Throws Made (Team): 3 by George Washington, 3/24/97 (East Region Final at Columbia, S.C.)

Most Free Throws Attempted (Individual): 17 by Candace Parker (Tennessee), 3/30/08 (Oklahoma City Regional Semifinal at Oklahoma City, Okla.)

Most Free Throws Attempted (Team): 36 by Boston College, 3/19/06 (Albuquerque Region First Round at West Lafayette, Ind.)

Fewest Free Throws Attempted (Team): 5 by Vermont, 3/23/10
(Kansas City Region Second Round at Notre Dame, Ind.)

Highest Free Throw Percentage (Individual - min. 6 made): 1.000 (6-6), seven times (MR: by Sydney Colson (Texas A&M), 4/5/11 (National Championship Game at Indianapolis, Ind.))

Highest Free Throw Percentage (Team - min. 15 made): .857 (18-21) by Baylor, 4/3/12 (National Championship Game at Denver, Colo.)

Lowest Free Throw Percentage (Team): .300 (3-10) by George Washington, 3/24/97 (East Regional Final at Columbia, S.C.)



Teresa Borton had 12 points and six rebounds as Notre Dame defeated Boston College, 64-57 in 2005.

ADRIAN

Adrian leads 1-0

Home: 0-0, Away: 0-0, Neutral: 0-1

Date	Site	Score
3/7/80	Upland, Ind. *	L 59-73

* – AIAW Midwest Regional

AKRON

Notre Dame leads 1-0

Home: 1-0, Away: 0-0, Neutral: 0-0

Date	Site	Score
11/11/11	Notre Dame, Ind. *	W 81-61

* – Preseason WNIT (First Round)

ALABAMA

Alabama leads 3-1

Home: 0-1, Away: 0-1, Neutral: 1-1

Date	Site	Score
1/16/83	Notre Dame, Ind.	L 56-71
2/13/85	Tuscaloosa, Ala.	L 62-67
12/3/94	Irvine, Calif. *	L 87-105
3/22/97	Columbia, S.C. !	W 87-71

* – UCI/Newport Beach Marriott Classic

! – NCAA Tournament (East Regional Semifinal)

ALASKA-ANCHORAGE

Notre Dame leads 1-0

Home: 0-0, Away: 1-0, Neutral: 0-0

Date	Site	Score
3/20/81	Anchorage, Alaska *	W 59-58

* – Northern Lights Tournament

ALCORN STATE

Notre Dame leads 1-0

Home: 1-0, Away: 0-0, Neutral: 0-0

Date	Site	Score
3/17/01	Notre Dame, Ind.	W 98-49

* – NCAA Tournament (First Round)

ARIZONA

Notre Dame leads 3-1

Home: 1-0, Away: 0-1, Neutral: 2-0

Date	Site	Score
12/3/88	Charlottesville, Va. *	W (ot) 85-81
11/20/00	Notre Dame, Ind.	W 95-65
11/24/01	Tucson, Ariz.	L 70-72
3/23/03	Manhattan, Kan. ^	W 59-47

* – Investors Women's Classic

^ – NCAA Tournament (First Round)

ARIZONA STATE

Arizona State leads 2-1

Home: 0-0, Away: 1-1, Neutral: 0-1

Date	Site	Score
1/27/83	Tempe, Ariz.	L 57-82
12/7/02	Tempe, Ariz. *	W 81-52
3/21/05	Fresno, Calif. ^	L 61-70

* – AstraZeneca Hoops for the Cure Classic II

^ – NCAA Tournament (Second Round)

ARKANSAS-PINE BLUFF

Notre Dame leads 1-0

Home: 1-0, Away: 0-0, Neutral: 0-0

Date	Site	Score
11/15/09	Notre Dame, Ind.	W 102-57

ARKANSAS STATE

Notre Dame leads 1-0

Home: 0-0, Away: 0-0, Neutral: 1-0

Date	Site	Score
12/17/05	Las Vegas, Nev. *	W 77-54

* – Duel in the Desert

ARMY

Notre Dame leads 1-0

Home: 1-0, Away: 0-0, Neutral: 0-0

Date	Site	Score
11/26/01	Notre Dame, Ind.	W 89-57

AUBURN

Notre Dame leads 1-0

Home: 0-0, Away: 0-0, Neutral: 1-0

Date	Site	Score
11/14/03	Boulder, Colo. *	W 77-64

* – WBCA Classic

AUGUSTANA

Notre Dame leads 1-0

Home: 1-0, Away: 0-0, Neutral: 0-0

Date	Site	Score
1/13/83	Notre Dame, Ind.	W 87-66

BALL STATE

Ball State leads 2-1

Home: 1-0, Away: 0-1, Neutral: 0-1

Date	Site	Score
2/11/81	Muncie, Ind.	L 61-79
3/6/81	Bloomington, Ind. *	L 69-76
1/28/82	Notre Dame, Ind.	W 60-57

* – AIAW State Tournament

BAYLOR

Baylor leads 3-0

Home: 0-0, Away: 0-2, Neutral: 0-1

Date	Site	Score
12/1/10	Waco, Texas	L 65-76
11/20/11	Waco, Texas *	L 81-94
4/3/12	Denver, Colo. !	L 61-80

* – Preseason WNIT (Championship)

! – NCAA Tournament (National Championship)

BOSTON COLLEGE

Notre Dame leads 12-5

Home: 8-0, Away: 4-4, Neutral: 0-1

Date	Site	Score
12/30/83	Chestnut Hill, Mass. *	L 55-59
1/6/96	Notre Dame, Ind.	W 80-51
1/7/97	Chestnut Hill, Mass.	W 61-57
2/12/97	Notre Dame, Ind.	W 91-64
1/17/98	Chestnut Hill, Mass.	L 76-78
12/30/98	Chestnut Hill, Mass.	L 65-78
2/3/99	Notre Dame, Ind.	W 74-59
2/5/00	Notre Dame, Ind.	W 72-59
2/3/01	Chestnut Hill, Mass.	W 81-65
2/10/02	Notre Dame, Ind.	W 60-44
1/29/03	Chestnut Hill, Mass.	L 48-76
1/31/04	Notre Dame, Ind.	W 52-50
2/2/05	Notre Dame, Ind.	W 64-57
2/15/05	Chestnut Hill, Mass.	W 54-47
3/19/06	West Lafayette, Ind. #	L 61-78
11/24/07	Notre Dame, Ind.	W 88-58
11/23/08	Chestnut Hill, Mass.	W 102-54

* – Nike Christmas Classic

– NCAA Tournament (First Round)

BOSTON UNIVERSITY

Boston University leads 1-0

Home: 0-1, Away: 0-0, Neutral: 0-0

Date	Site	Score
1/19/86	Notre Dame, Ind.	L 72-74

BOWLING GREEN

Notre Dame leads 4-0

Home: 2-0, Away: 2-0, Neutral: 0-0

Date	Site	Score
11/26/95	Notre Dame, Ind.	W 92-67
11/23/96	Bowling Green, Ohio	W 85-70
11/13/06	Notre Dame, Ind.	W (ot) 85-81
12/5/07	Bowling Green, Ohio	W (ot) 86-84

BRADLEY

Notre Dame leads 1-0

Home: 0-0, Away: 1-0, Neutral: 0-0

Date	Site	Score
2/18/83	Peoria, Ill.	W 68-57

BRIGHAM YOUNG

Notre Dame leads 1-0

Home: 0-0, Away: 0-0, Neutral: 1-0

Date	Site	Score
12/5/87	Green Bay, Wis. *	W 81-69

* – Phoenix Classic

BROWN

Notre Dame leads 1-0

Home: 0-0, Away: 1-0, Neutral: 0-0

Date	Site	Score
12/5/93	Providence, R.I. *	W 58-54

* – Brown PowerBar Tournament

BUTLER

Notre Dame leads 20-6

Home: 10-3, Away: 7-3, Neutral: 2-0

Date	Site	Score
12/1/80	Notre Dame, Ind.	L 51-60
12/10/81	Indianapolis, Ind.	L 58-67
12/2/82	Notre Dame, Ind.	W 80-73
1/30/85	Indianapolis, Ind.	W 79-40
2/28/85	Notre Dame, Ind.	W 99-36
1/29/86	Indianapolis, Ind.	W 91-40
2/26/86	Notre Dame, Ind.	W 77-48
1/21/89	Indianapolis, Ind.	W 61-40
3/5/89	Notre Dame, Ind.	W 88-65
1/9/90	Notre Dame, Ind.	W 74-59
2/13/90	Indianapolis, Ind.	W 59-46
3/10/90	Dayton, Ohio *	W 67-66
1/7/91	Indianapolis, Ind.	W 80-64

All-Time Series

2/12/91	Notre Dame, Ind.	W	94-62
3/9/91	Dayton, Ohio *	W	62-52
1/23/92	Indianapolis, Ind.	L	63-77
2/22/92	Notre Dame, Ind.	W	79-70
1/30/93	Indianapolis, Ind.	L	70-82
3/4/93	Notre Dame, Ind.	L	69-80
1/22/94	Notre Dame, Ind.	L	62-65
2/10/94	Indianapolis, Ind.	W	82-80
2/10/95	Notre Dame, Ind.	W	68-56
11/18/97	Notre Dame, Ind.	W	71-65
11/18/98	Indianapolis, Ind.	W	71-60
12/1/99	Notre Dame, Ind.	W	77-57
11/28/10	Notre Dame, Ind. #	W	85-54

* - MCC Tournament

- WBCA Classic

CALIFORNIA

Notre Dame leads 2-0

Home: 1-0, Away: 0-0, Neutral: 1-0

Date	Site	Score
3/18/07	Pittsburgh, Pa. *	W 62-59
3/20/12	Notre Dame, Ind. **	W 73-62

* - NCAA Tournament (First Round)

** - NCAA Tournament (Second Round)

CANISIUS

Notre Dame leads 1-0

Home: 1-0, Away: 0-0, Neutral: 0-0

Date	Site	Score
11/27/07	Notre Dame, Ind.	W 93-47

CEDARVILLE

Notre Dame leads 1-0

Home: 0-0, Away: 0-0, Neutral: 1-0

Date	Site	Score
12/1/79	Upland, Ind. *	W 73-60

* - Taylor Invitational



Danielle Green posted a double-double with 20 points and 15 rebounds as Notre Dame defeated No. 6 Duke in 1998.

CENTRAL FLORIDA (UCF)

Notre Dame leads 3-0

Home: 1-0, Away: 2-0, Neutral: 0-0

Date	Site	Score
11/25/89	Orlando, Fla. *	W 81-61
12/29/09	Orlando, Fla.	W 85-52
12/20/11	Notre Dame, Ind.	W 90-38

* - Rotary Classic

CENTRAL MICHIGAN

Notre Dame leads 2-1

Home: 1-1, Away: 1-0, Neutral: 0-0

Date	Site	Score
12/21/83	Notre Dame, Ind.	L 69-72
11/10/06	Notre Dame, Ind.	W 88-66
11/20/07	Mount Pleasant, Mich.	W 94-41

CHARLOTTE

Notre Dame leads 2-0

Home: 0-0, Away: 2-0, Neutral: 0-0

Date	Site	Score
12/28/08	Charlotte, N.C.	W 68-61
12/20/09	Notre Dame, Ind.	W 90-31

CHICAGO

Notre Dame leads 1-0

Home: 0-0, Away: 1-0, Neutral: 0-0

Date	Site	Score
1/24/80	Chicago, Ill.	W 70-61

CHICAGO STATE

Notre Dame leads 2-0

Home: 0-0, Away: 0-0, Neutral: 2-0

Date	Site	Score
1/13/79	DeKalb, Ill. *	W 78-55
1/11/80	DeKalb, Ill. #	W 68-61

* - Northern Illinois Tournament

- Huskie Invitational

CINCINNATI

Notre Dame leads 8-0

Home: 4-0, Away: 4-0, Neutral: 0-0

Date	Site	Score
2/13/82	Notre Dame, Ind.	W 67-58
2/25/06	Cincinnati, Ohio	W (ot) 75-66
1/10/07	Notre Dame, Ind.	W 81-70
2/2/08	Cincinnati, Ohio	W 73-41
1/31/09	Notre Dame, Ind.	W 66-50
2/9/10	Cincinnati, Ohio	W 66-50
2/26/11	Notre Dame, Ind.	W 66-48
1/14/12	Cincinnati, Ohio	W 76-50

CLARK

Notre Dame leads 1-0

Home: 1-0, Away: 0-0, Neutral: 0-0

Date	Site	Score
11/1/78	Notre Dame, Ind.	W 81-51

CLEVELAND STATE

Notre Dame leads 6-0

Home: 4-0, Away: 2-0, Neutral: 0-0

Date	Site	Score
1/20/87	Notre Dame, Ind.	W 85-68
2/17/88	Cleveland, Ohio	W 87-69
1/9/95	Notre Dame, Ind.	W 90-66
2/16/95	Cleveland, Ohio	W (ot) 83-79
11/26/02	Notre Dame, Ind.	W 107-65
3/21/10	Notre Dame, Ind. *	W 86-58

* - NCAA Tournament (First Round)

COLORADO

Colorado leads 3-0

Home: 0-0, Away: 0-1, Neutral: 0-2

Date	Site	Score
12/6/86	Austin, Texas *	L 53-76
12/27/94	Seattle, Wash. #	L 70-91
11/15/03	Boulder, Colo. !	L (ot) 63-67

* - Texas Classic

- Seattle Times Husky Classic

! - WBCA Classic

COLORADO STATE

Notre Dame leads 3-1

Home: 2-0, Away: 1-1, Neutral: 0-0

Date	Site	Score
11/21/01	Fort Collins, Colo.	L 66-72
12/23/02	Notre Dame, Ind.	W 46-45
12/29/03	Fort Collins, Colo.	W 63-59
11/22/04	Notre Dame, Ind.	W 69-47

CONCORDIA

Notre Dame leads 1-0

Home: 1-0, Away: 0-0, Neutral: 0-0

Date	Site	Score
12/6/80	Notre Dame, Ind.	W 82-51

CONNECTICUT

Connecticut leads 29-8

Home: 3-9, Away: 2-18, Neutral: 3-2

Date	Site	Score
1/18/96	Notre Dame, Ind.	L 64-87
2/24/96	Storrs, Conn.	L 79-86
3/5/96	Storrs, Conn. *	L 54-71
2/9/97	Storrs, Conn.	L 49-72
3/4/97	Storrs, Conn. *	L 77-86
12/6/97	Notre Dame, Ind.	L 59-78
2/21/98	Storrs, Conn.	L 61-73
3/2/98	Piscataway, N.J. *	L 53-73
12/8/98	Notre Dame, Ind.	L 81-106
3/2/99	Piscataway, N.J. *	L 75-96
2/26/00	Hartford, Conn.	L 59-77
1/15/01	Notre Dame, Ind.	W 92-76
3/6/01	Storrs, Conn. *	L 76-78
3/30/01	St. Louis, Mo. #	W 90-75
1/21/02	Hartford, Conn.	L 53-80
1/20/03	Notre Dame, Ind.	L 52-73
2/23/03	Storrs, Conn.	L 59-77
1/13/04	Notre Dame, Ind.	W 66-51
1/12/05	Notre Dame, Ind.	L 50-67
1/30/05	Storrs, Conn.	W 65-59
3/7/05	Hartford, Conn. *	L 54-67
2/19/06	Notre Dame, Ind.	L 64-79
3/5/06	Hartford, Conn. *	L 60-71
1/27/07	Storrs, Conn.	L 47-64
1/27/08	Notre Dame, Ind.	L 64-81
2/22/09	Hartford, Conn.	L 66-76
1/16/10	Storrs, Conn.	L 46-70
3/1/10	Notre Dame, Ind.	L 51-76
3/8/10	Hartford, Conn. *	L 44-59
1/8/11	Notre Dame, Ind.	L 76-79
2/19/11	Storrs, Conn.	L 57-78
3/8/11	Hartford, Conn. *	L 64-73
4/3/11	Indianapolis, Ind. #	W 72-63
1/7/12	Notre Dame, Ind.	W (ot) 74-67
2/27/12	Hartford, Conn.	W 72-59
3/6/12	Hartford, Conn. *	L 54-63
4/1/12	Denver, Colo. #	W (ot) 83-75

* - BIG EAST Tournament

- NCAA Tournament (National Semifinal)

CREIGHTON**Notre Dame leads 3-0****Home: 1-0, Away: 1-0, Neutral: 1-0**

Date	Site		Score
1/9/82	Minneapolis, Minn. *	W	68-48
12/11/10	Notre Dame, Ind.	W	91-54
12/4/11	Omaha, Neb.	W	76-48

* - Saint Catherine's Tournament

DAVIDSON**Notre Dame leads 1-0****Home: 0-0, Away: 0-0, Neutral: 1-0**

Date	Site		Score
1/4/81	Charlotte, N.C.	W	85-37

DAYTON**Notre Dame leads 22-6****Home: 10-3, Away: 11-3, Neutral: 1-0**

Date	Site		Score
3/6/83	Notre Dame, Ind.	W (ot)	68-64
3/3/84	Dayton, Ohio	W	63-57
2/5/85	Dayton, Ohio	W	81-66
3/6/85	Notre Dame, Ind.	W	72-57
2/5/86	Notre Dame, Ind.	L	58-61
3/8/86	Dayton, Ohio	W	66-62
1/28/87	Notre Dame, Ind.	L	54-55
3/7/87	Dayton, Ohio	W	59-48
2/13/88	Notre Dame, Ind.	W	60-58
3/12/88	Dayton, Ohio	W	77-64
1/28/89	Notre Dame, Ind.	W	72-57
2/23/89	Dayton, Ohio	L	55-67
1/23/90	Dayton, Ohio	W	85-60
3/1/90	Notre Dame, Ind.	W	76-47
3/9/90	Dayton, Ohio *	W	67-59
1/21/91	Notre Dame, Ind.	W	79-49
2/28/91	Dayton, Ohio	L	76-79
3/8/91	Dayton, Ohio *	W	81-61
1/9/92	Notre Dame, Ind.	W (ot)	76-70
2/8/92	Dayton, Ohio	L	62-63
3/12/92	Cincinnati, Ohio *	W	74-55
1/7/93	Dayton, Ohio	W	72-60
2/13/93	Notre Dame, Ind.	W	92-80
3/8/93	Notre Dame, Ind. *	L	74-78
1/4/94	Dayton, Ohio	W	63-55
1/2/95	Notre Dame, Ind.	W	80-63
12/13/03	Notre Dame, Ind.	W	78-41
2/9/04	Dayton, Ohio	W	65-39

* - MCC Tournament

DELAWARE**Delaware leads 1-0****Home: 0-0, Away: 0-0, Neutral: 0-1**

Date	Site		Score
12/20/80	Philadelphia, Pa. *	L	56-70

* - Penn Holiday Tournament

DEPAUL**DePaul leads 19-18****Home: 10-6, Away: 6-11, Neutral: 2-2**

Date	Site		Score
1/30/79	Chicago, Ill.	L	53-82
2/27/82	Notre Dame, Ind.	L	55-60
2/27/83	Chicago, Ill.	W	52-50
1/21/84	Chicago, Ill.	L	46-62
1/30/84	Notre Dame, Ind.	W	78-62
1/27/85	Chicago, Ill.	L	64-72
2/24/85	Notre Dame, Ind.	W	68-57
1/26/86	Notre Dame, Ind.	W	55-53
2/23/86	Chicago, Ill.	W	73-58
1/18/87	Notre Dame, Ind.	L	68-80
2/21/87	Chicago, Ill.	W	53-44
1/20/88	Chicago, Ill.	L	77-80
2/28/88	Notre Dame, Ind.	L	68-69
1/24/89	Chicago, Ill.	L	62-83
3/24/89	Amarillo, Texas *	L	69-77

1/27/90	Notre Dame, Ind.	L	64-71
1/11/91	Chicago, Ill.	W	81-66
2/11/92	Notre Dame, Ind.	L	49-62
1/25/93	Chicago, Ill.	L	55-71
1/11/94	Notre Dame, Ind.	W	77-63
1/16/95	Chicago, Ill.	L	87-96
12/31/01	Notre Dame, Ind.	W	79-50
12/11/02	Chicago, Ill.	L	58-75
1/17/06	Notre Dame, Ind.	W	78-75
2/12/06	Chicago, Ill.	L	50-79
2/11/07	Notre Dame, Ind.	W	78-70
2/26/07	Chicago, Ill.	L	73-87
3/3/07	Hartford, Conn. #	L	71-76
1/22/08	Notre Dame, Ind.	L	80-81
2/24/08	Chicago, Ill.	W	66-64
1/6/09	Chicago, Ill.	W	86-62
2/8/09	Notre Dame, Ind.	W	62-59
2/14/10	Notre Dame, Ind.	W	90-66
2/28/11	Chicago, Ill.	L	69-70
3/7/11	Hartford, Conn. #	W	71-67
2/5/12	Notre Dame, Ind.	W	90-70
3/4/12	Hartford, Conn. #	W	69-54

* - NWIT

- BIG EAST Tournament

DETROIT**Notre Dame leads 22-2****Home: 12-0, Away: 9-2, Neutral: 1-0**

Date	Site		Score
1/21/83	Notre Dame, Ind.	W	78-61
2/14/84	Notre Dame, Ind.	W	72-67
2/18/84	Detroit, Mich.	L	80-85
1/19/85	Detroit, Mich.	W	76-62
2/17/85	Notre Dame, Ind.	W	66-53
1/17/86	Notre Dame, Ind.	W	72-58
2/15/86	Detroit, Mich.	W	67-56
2/11/87	Detroit, Mich.	L	86-94
2/11/88	Notre Dame, Ind.	W	79-51
1/19/89	Notre Dame, Ind.	W	76-67
2/2/89	Detroit, Mich.	W	71-57
2/15/90	Notre Dame, Ind.	W	99-58
3/6/90	Detroit, Mich.	W	86-72
1/3/91	Notre Dame, Ind.	W	87-53
2/14/91	Detroit, Mich.	W	87-62
1/29/92	Detroit, Mich.	W	86-70
2/20/92	Notre Dame, Ind.	W	66-58
3/13/92	Cincinnati, Ohio *	W	85-44
1/14/93	Notre Dame, Ind.	W	80-55
2/20/93	Detroit, Mich.	W	68-55
1/29/94	Notre Dame, Ind.	W	80-67
2/24/94	Detroit, Mich.	W	87-76
1/14/95	Detroit, Mich.	W	67-65
2/25/95	Notre Dame, Ind.	W	83-62

* - MCC Tournament

DUKE**Notre Dame leads 5-1****Home: 2-0, Away: 1-1, Neutral: 2-0**

Date	Site		Score
3/22/86	Amarillo, Texas *	W	74-67
2/6/88	Durham, N.C.	W	78-66
11/22/87	Durham, N.C.	L	62-80
11/21/98	Notre Dame, Ind.	W	84-57
11/17/04	Notre Dame, Ind. ^	W	76-65
11/26/11	Freeport, Bahamas !	W	56-54

* - NWIT

^ - Preseason WNIT (Semifinal)

! - Junkanoo Jam (Championship)

DUQUESNE**Notre Dame leads 2-0****Home: 1-0, Away: 1-0, Neutral: 0-0**

Date	Site		Score
2/6/93	Notre Dame, Ind.	W	95-67
3/1/93	Pittsburgh, Pa.	W	91-63



Meaghan Leahy registered her first career double-double in a 2000 win over Fordham, ending up with 16 points and 14 rebounds in 24 minutes.

EAST CAROLINA**Notre Dame leads 2-0****Home: 1-0, Away: 1-0, Neutral: 0-0**

Date	Site		Score
12/30/82	Notre Dame, Ind.	W	52-50
1/5/84	Greenville, N.C.	W	66-50

EASTERN MICHIGAN**Notre Dame leads 4-0****Home: 2-0, Away: 2-0, Neutral: 0-0**

Date	Site		Score
12/15/82	Notre Dame, Ind.	W	75-58
11/30/84	Ypsilanti, Mich.	W	70-59
12/2/08	Ypsilanti, Mich.	W	83-63
12/2/09	Notre Dame, Ind.	W	69-59

EVANSVILLE**Notre Dame leads 19-1****Home: 10-0, Away: 8-1, Neutral: 1-0**

Date	Site		Score
1/27/84	Notre Dame, Ind.	W	77-56
3/10/84	Evansville, Ind.	W	80-68
2/1/85	Notre Dame, Ind.	W	74-53
3/3/85	Evansville, Ind.	W	72-70
2/2/86	Evansville, Ind.	W	76-55
2/28/86	Notre Dame, Ind.	W	73-57
1/12/89	Evansville, Ind.	W	75-65
2/9/89	Notre Dame, Ind.	W	71-55
3/10/89	Dayton, Ohio *	W	75-66
1/29/90	Notre Dame, Ind.	W	79-45
2/3/90	Evansville, Ind.	W	70-58
11/26/90	Notre Dame, Ind.	W	83-65
2/2/91	Evansville, Ind.	W	73-56
2/13/92	Notre Dame, Ind.	W	78-62
2/24/92	Evansville, Ind.	W	79-65
1/28/93	Evansville, Ind.	L	69-73
3/6/93	Notre Dame, Ind.	W	74-62
1/20/94	Notre Dame, Ind.	W	93-48
2/12/94	Evansville, Ind.	W	89-62
11/19/08	Notre Dame, Ind.	W	96-61

* - MCC Tournament

All-Time Series

FAIRFIELD

Notre Dame leads 1-0

Home: 0-0, Away: 0-0, Neutral: 1-0

Date	Site		Score
12/28/87	Villanova, Pa. *	W	75-62

* - Wildcat Tournament

FORDHAM

Notre Dame leads 1-0

Home: 1-0, Away: 0-0, Neutral: 0-0

Date	Site		Score
11/27/00	Notre Dame, Ind.	W	89-44

FLORIDA INTERNATIONAL

Notre Dame leads 1-0

Home: 0-0, Away: 1-0, Neutral: 0-0

Date	Site		Score
12/19/99	Miami, Fla.	W	68-62

FRANKLIN

Franklin leads 1-0

Home: 0-0, Away: 0-0, Neutral: 0-1

Date	Site		Score
3/3/79	Terre Haute, Ind. *	L	64-69

* - IAAIW Tournament

GEORGETOWN

Notre Dame leads 25-3

Home: 13-0, Away: 10-2, Neutral: 2-1

Date	Site		Score
1/6/83	Washington, D.C.	W	78-68
12/8/84	Notre Dame, Ind.	W	72-49
12/2/88	Charlottesville, Va. *	L	60-70
12/30/92	Notre Dame, Ind.	W (ot)	78-72



Megan Duffy scored a career-high 32 points against Marquette in 2006, including this off-handed layup at the horn in overtime to help the Irish to a 67-65 win.

12/30/93	Washington, D.C.	W	83-62
1/21/96	Notre Dame, Ind.	W	92-61
2/10/96	Washington, D.C.	W	81-63
1/25/97	Notre Dame, Ind.	W	67-63
3/3/97	Storrs, Conn. !	W	83-43
1/6/98	Washington, D.C.	W	69-44
2/18/98	Notre Dame, Ind.	W	80-54
1/2/99	Washington, D.C.	W	93-61
1/8/00	Washington, D.C.	W	82-60
1/29/00	Notre Dame, Ind.	W	87-56
2/24/01	Notre Dame, Ind.	W	65-53
3/4/01	Storrs, Conn. !	W	89-33
2/23/02	Washington, D.C.	W	86-66
2/5/03	Notre Dame, Ind.	W	74-49
1/7/04	Washington, D.C.	L	73-76
2/4/04	Notre Dame, Ind.	W	66-52
2/12/05	Notre Dame, Ind.	W	72-58
1/21/06	Washington, D.C.	W	54-52
2/21/07	Notre Dame, Ind.	W	73-48
1/19/08	Washington, D.C.	W	104-86
1/10/09	Notre Dame, Ind.	W	84-63
2/20/10	Washington, D.C.	L	66-76
1/18/11	Notre Dame, Ind.	W	80-58
1/10/12	Washington, D.C.	W	80-60

* - Investors Women's Classic

! - BIG EAST Tournament

GEORGE WASHINGTON

Notre Dame leads 2-0

Home: 1-0, Away: 0-0, Neutral: 1-0

Date	Site		Score
3/24/97	Columbia, S.C. *	W	62-52
3/19/00	Notre Dame, Ind. !	W	95-60

* - NCAA Tournament (Regional Final)

! - NCAA Tournament (Second Round)

GEORGIA

Georgia leads 2-1

Home: 0-1, Away: 0-1, Neutral: 1-0

Date	Site		Score
12/8/91	Athens, Ga.	L (ot)	86-90
12/21/92	Notre Dame, Ind.	L	75-81
11/24/00	Madison, Wis. *	W	75-73

* - Coaches vs. Cancer Challenge

GEORGIA SOUTHERN

Notre Dame leads 1-0

Home: 1-0, Away: 0-0, Neutral: 0-0

Date	Site		Score
11/25/08	Notre Dame, Ind.	W	85-36

GEORGIA TECH

Notre Dame leads 1-0

Home: 0-0, Away: 1-0, Neutral: 0-0

Date	Site		Score
11/30/96	Atlanta, Ga. *	W	76-69

* - Comfort Inn Downtown Classic

GONZAAGA

Notre Dame leads 1-0

Home: 0-0, Away: 0-0, Neutral: 1-0

Date	Site		Score
12/29/10	Seattle, Wash. *	W	70-61

* - State Farm Holiday Hoops Classic

GOSHEN

Notre Dame leads 6-0

Home: 2-0, Away: 2-0, Neutral: 2-0

Date	Site		Score
2/13/78	Goshen, Ind.	W	62-57
2/10/79	Notre Dame, Ind.	W	68-64
2/9/80	Goshen, Ind.	W	52-49
2/23/80	Angola, Ind. *	W	61-54
3/1/80	Notre Dame, Ind. #	W	80-66
2/5/81	Notre Dame, Ind.	W	86-44

* - North District Tournament

- Indiana Division III Tournament (at Saint Mary's)

GRACE

Notre Dame leads 2-0

Home: 1-0, Away: 0-0, Neutral: 1-0

Date	Site		Score
1/31/78	Notre Dame, Ind.	W	68-25
2/23/80	Angola, Ind. *	W	61-45

* - North District Tournament

GREENVILLE

Notre Dame leads 1-0

Home: 0-0, Away: 0-0, Neutral: 1-0

Date	Site		Score
3/6/80	Upland, Ind. *	W	55-51

* - AIAW Midwest Regional

HARTDORD

Notre Dame leads 1-0

Home: 1-0, Away: 0-0, Neutral: 0-0

Date	Site		Score
11/17/11	Notre Dame, Ind. *	W	98-43

* - Preseason WNIT (Semifinal)

HAWAII

Hawaii leads 1-0

Home: 0-0, Away: 0-0, Neutral: 0-1

Date	Site		Score
3/22/81	Anchorage, Alaska *	L	55-61

* - Northern Lights Tournament

HUNTINGTON

Notre Dame leads 4-0

Home: 0-0, Away: 2-0, Neutral: 2-0

Date	Site		Score
2/24/78	Rensselaer, Ind. *	W	62-52
12/9/78	Huntington, Ind. #	W	74-66
2/12/80	Huntington, Ind.	W	70-64
2/29/80	Notre Dame, Ind. %	W	52-46

* - North District Tournament

- Huntington Tournament

% - Indiana State Tournament at Saint Mary's

IDAHO

Idaho leads 1-0

Home: 0-0, Away: 0-0, Neutral: 0-1

Date	Site		Score
3/21/86	Amarillo, Texas *	L (ot)	65-67

* - NWIT

ILLINOIS

Illinois leads 4-1

Home: 1-1, Away: 0-3, Neutral: 0-0

Date	Site		Score
11/6/78	Champaign, Ill.	L	60-81
2/28/81	Notre Dame, Ind.	L	53-88
2/16/82	Champaign, Ill.	L	53-83
11/24/98	Notre Dame, Ind.	W	101-92
11/27/99	Champaign, Ill.	L	67-77

ILLINOIS-CHICAGO

Notre Dame leads 9-2

Home: 4-1, Away: 5-1, Neutral: 0-0

Date	Site		Score
2/19/80	Chicago, Ill.	L	59-71
1/18/81	Notre Dame, Ind.	L	61-78
1/23/83	Chicago, Ill.	W	88-61
2/27/84	Chicago, Ill.	W	77-58
1/14/85	Notre Dame, Ind.	W	70-49
2/10/86	Chicago, Ill.	W	67-42
2/18/87	Notre Dame, Ind.	W	90-53
3/2/88	Chicago, Ill.	W	79-50
12/9/92	Chicago, Ill.	W	76-71
11/27/93	Notre Dame, Ind.	W	93-50
2/12/95	Notre Dame, Ind.	W	73-57



In just her fourth collegiate game, Alicia Ratay scored a career-high 32 points on 12-of-15 shooting as the Irish blitzed North Carolina in 1999.

ILLINOIS STATE

Notre Dame leads 2-1

Home: 1-1, Away: 1-0, Neutral: 0-0

Date	Site	Score
2/19/83	Normal, Ill.	W 48-47
2/8/84	Notre Dame, Ind.	L 59-61
11/12/04	Notre Dame, Ind. *	W 92-73

* - Preseason WNIT (First Round)

INDIANA

Notre Dame leads 6-4

Home: 3-3, Away: 3-1, Neutral: 0-0

Date	Site	Score
3/9/83	Notre Dame, Ind.	W (ot) 63-61
12/9/86	Notre Dame, Ind.	L 71-80
12/21/87	Bloomington, Ind.	W 59-62
1/3/89	Notre Dame, Ind.	W 56-49
12/6/89	Bloomington, Ind.	W 75-67
12/6/90	Notre Dame, Ind.	L 76-79
11/24/95	Bloomington, Ind.	W 82-73
12/11/96	Notre Dame, Ind.	W 71-63
11/23/05	Bloomington, Ind.	W 74-61
12/3/06	Notre Dame, Ind.	L 51-54

INDIANA STATE

Notre Dame leads 1-0

Home: 1-0, Away: 0-0, Neutral: 0-0

Date	Site	Score
11/13/11	Notre Dame, Ind. *	W 99-34

* - Preseason WNIT (Second Round)

INDIANA TECH

Notre Dame leads 1-0

Home: 0-0, Away: 1-0, Neutral: 0-0

Date	Site	Score
2/15/78	Fort Wayne, Ind.	W 68-51

IONA

Notre Dame leads 3-0

Home: 2-0, Away: 0-0, Neutral: 1-0

Date	Site	Score
12/19/80	Philadelphia, Pa. *	W 69-65
11/29/05	Notre Dame, Ind.	W 74-55
11/22/09	Notre Dame, Ind.	W 80-45

* - Penn Holiday Tournament

IOWA

Notre Dame leads 1-0

Home: 0-0, Away: 1-0, Neutral: 0-0

Date	Site	Score
11/17/96	Iowa City, Iowa *	W 61-50

* - Preseason WNIT (Second Round)

IOWA STATE

Notre Dame leads 1-0

Home: 1-0, Away: 0-0, Neutral: 0-0

Date	Site	Score
2/6/83	Notre Dame, Ind.	W 69-58

IPFW

Notre Dame leads 4-0

Home: 3-0, Away: 1-0, Neutral: 0-0

Date	Site	Score
1/24/78	Notre Dame, Ind.	W 68-39
1/24/79	Fort Wayne, Ind.	W 49-41
12/21/02	Notre Dame, Ind.	W 82-54
12/8/09	Notre Dame, Ind.	W 96-60

IUPUI

Notre Dame leads 3-0

Home: 2-0, Away: 1-0, Neutral: 0-0

Date	Site	Score
12/16/06	Notre Dame, Ind.	W 75-65
12/21/07	Indianapolis, Ind.	W 67-44
11/26/10	Notre Dame, Ind. *	W 95-29

* - WBCA Classic

JAMES MADISON

James Madison leads 2-0

Home: 0-0, Away: 0-0, Neutral: 0-2

Date	Site	Score
1/3/86	Coral Gables, Fla. *	L 51-53
12/29/88	Philadelphia, Pa. #	L 49-65

* - Burger King Classic

- Saint Joseph's Invitational

KANSAS STATE

Notre Dame leads 1-0

Home: 0-0, Away: 1-0, Neutral: 0-0

Date	Site	Score
3/25/03	Manhattan, Kan. *	W 59-53

* - NCAA Tournament (Second Round)

KENT STATE

Notre Dame leads 1-0

Home: 1-0, Away: 0-0, Neutral: 0-0

Date	Site	Score
11/15/96	Notre Dame, Ind. *	W 66-41

* - Preseason WNIT (First Round)

KENTUCKY

Series tied 1-1

Home: 1-0, Away: 0-1, Neutral: 0-0

Date	Site	Score
11/21/10	Lexington, Ky.	L 76-81
12/18/11	Notre Dame, Ind.	W 92-83

LA SALLE

La Salle leads 5-4

Home: 2-2, Away: 1-3, Neutral: 1-0

Date	Site	Score
1/6/85	Philadelphia, Pa.	L 66-71
1/5/92	Notre Dame, Ind.	L 65-86
1/2/93	Philadelphia, Pa.	L 63-69
2/4/93	Notre Dame, Ind.	W 61-58
1/15/94	Philadelphia, Pa.	W 92-73
2/17/94	Notre Dame, Ind.	L 75-85
3/6/94	Indianapolis, Ind. *	W 79-55
1/21/95	Notre Dame, Ind.	W 87-65
2/18/95	Philadelphia, Pa.	L 68-84

* - MCCC Tournament

LIBERTY

Notre Dame leads 3-0

Home: 1-0, Away: 0-0, Neutral: 2-0

Date	Site	Score
11/24/89	Orlando, Fla. *	W 113-35
12/5/92	Richmond, Va. #	W 85-68
3/18/12	Notre Dame, Ind. !	W 74-43

* - Rotary Classic

- Wachovia Women's Basketball Invitational

! - NCAA Tournament (First Round)

LONGWOOD

Notre Dame leads 1-0

Home: 1-0, Away: 0-0, Neutral: 0-0

Date	Site	Score
12/28/11	Notre Dame, Ind.	W 92-26

LSU

Series tied 2-2

Home: 1-0, Away: 1-2, Neutral: 0-0

Date	Site	Score
3/2/92	Baton Rouge, La.	L 62-72
12/19/93	Notre Dame, Ind.	W 82-80
3/15/99	Baton Rouge, La. *	L 64-74
11/16/08	Baton Rouge, La. #	W 62-53

* - NCAA Tournament (Second Round)

- Saint Farm Tip-Off Classic

LOUISIANA TECH

Louisiana Tech leads 2-1

Home: 0-1, Away: 0-1, Neutral: 1-0

Date	Site	Score
2/11/83	Notre Dame, Ind.	L 39-81
1/12/84	Ruston, La.	L 56-83
12/28/90	Philadelphia, Pa. *	W 71-66

* - Texaco-Hawk Classic

LOUISVILLE

Notre Dame leads 8-4

Home: 2-2, Away: 4-1, Neutral: 2-1

Date	Site	Score
3/22/91	Amarillo, Texas *	L 75-80
1/15/92	Notre Dame, Ind.	L 53-64
2/21/94	Louisville, Ky.	W 69-54
1/14/06	Louisville, Ky.	L 51-61
2/7/07	Notre Dame, Ind.	W 64-55
1/8/08	Louisville, Ky.	W 82-74
2/11/09	Notre Dame, Ind.	L 66-71
1/19/10	Louisville, Ky.	W 78-60
3/6/10	Hartford, Conn. #	W 89-52
1/12/11	Notre Dame, Ind.	W 80-60
3/6/11	Hartford, Conn. #	W 63-53
2/20/12	Louisville, Ky.	W 68-52

* - WNIT

- BIG EAST Tournament

All-Time Series

LOYOLA (ILL.)

Notre Dame leads 21-3

Home: 11-1, Away: 9-2, Neutral: 1-0

Date	Site		Score
2/4/83	Notre Dame, Ind.	W	80-61
1/18/84	Notre Dame, Ind.	L	56-59
3/8/84	Chicago, Ill.	L	53-64
2/20/85	Notre Dame, Ind.	W	84-59
2/26/85	Chicago, Ill.	W	64-63
1/23/86	Notre Dame, Ind.	W	75-54
2/21/86	Chicago, Ill.	W	79-67
12/13/86	Notre Dame, Ind.	W	65-62
11/28/87	Chicago, Ill.	W	67-61
2/18/89	Chicago, Ill.	L	77-108
3/2/89	Notre Dame, Ind.	W	77-57
3/11/89	Dayton, Ohio *	W	75-53
1/16/90	Notre Dame, Ind.	W	85-72
2/6/90	Chicago, Ill.	W	75-63
1/15/91	Chicago, Ill.	W	66-55
2/5/91	Notre Dame, Ind.	W	81-61
2/1/92	Notre Dame, Ind.	W	78-66
2/27/92	Chicago, Ill.	W	73-66
2/16/93	Notre Dame, Ind.	W	76-50
2/18/93	Chicago, Ill.	W	74-60
2/5/94	Chicago, Ill.	W	81-67
3/3/94	Notre Dame, Ind.	W	84-75
2/4/95	Chicago, Ill.	W	92-76
12/20/08	Notre Dame, Ind.	W	89-45

* - MCC Tournament

LOYOLA (MD.)

Notre Dame leads 2-0

Home: 1-0, Away: 1-0, Neutral: 0-0

Date	Site		Score
12/21/91	Notre Dame, Ind.	W	84-49
12/19/92	Baltimore, Md.	W	55-48

LOYOLA MARYMOUNT

Notre Dame leads 2-0

Home: 0-0, Away: 1-0, Neutral: 1-0

Date	Site		Score
1/3/87	Los Angeles, Calif.	W	78-40
12/30/10	Seattle, Wash. *	W	91-47

* - State Farm Holiday Hoops Classic

MANCHESTER

Notre Dame leads 1-0

Home: 0-0, Away: 1-0, Neutral: 0-0

Date	Site		Score
2/9/78	Manchester, Ind.	W	74-49

MARION

Series tied 2-2

Home: 1-1, Away: 0-1, Neutral: 1-0

Date	Site		Score
2/18/78	Notre Dame, Ind.	W	62-50
2/16/79	Marion, Ind.	L	63-65
11/30/79	Upland, Ind. *	W	68-60
2/15/80	Notre Dame, Ind.	L	61-62

* - Taylor Invitational

MARQUETTE

Notre Dame leads 31-6

Home: 19-1, Away: 11-5, Neutral: 1-0

Date	Site		Score
2/3/78	Milwaukee, Wis.	L	41-66
2/3/79	Notre Dame, Ind.	W	60-57
2/2/80	Notre Dame, Ind.	L	46-67
1/10/81	Milwaukee, Wis.	L	55-62
1/10/82	Minneapolis, Minn. *	W	50-36
1/30/82	Notre Dame, Ind.	W	60-43
2/25/83	Milwaukee, Wis.	W	74-50
11/22/83	Notre Dame, Ind.	W	96-63
12/13/85	Milwaukee, Wis.	W	90-46
1/13/86	Notre Dame, Ind.	W	75-42

1/31/87	Notre Dame, Ind.	W	95-60
2/28/87	Milwaukee, Wis.	W	77-53
1/26/88	Notre Dame, Ind.	W	88-51
2/20/88	Milwaukee, Wis.	W	79-69
12/7/88	Notre Dame, Ind.	W	70-66
12/9/89	Milwaukee, Wis.	W	87-67
1/18/90	Notre Dame, Ind.	W	81-64
12/21/90	Notre Dame, Ind.	W	109-56
1/19/91	Milwaukee, Wis.	W	91-73
11/27/91	Notre Dame, Ind.	W	83-68
12/1/92	Milwaukee, Wis.	L	62-66
12/1/93	Notre Dame, Ind.	W	90-76
2/1/95	Milwaukee, Wis.	W	87-66
12/8/95	Notre Dame, Ind.	W	84-62
1/2/00	Notre Dame, Ind.	W	75-60
12/21/00	Milwaukee, Wis.	W	75-56
12/22/01	Notre Dame, Ind.	W	60-33
12/31/02	Milwaukee, Wis.	W	75-68
1/1/04	Notre Dame, Ind.	W	72-64
12/19/04	Milwaukee, Wis.	W	50-47
1/10/06	Notre Dame, Ind.	W (ot)	67-65
1/23/07	Milwaukee, Wis.	L	62-71
2/13/08	Notre Dame, Ind.	W	99-76
1/13/09	Milwaukee, Wis.	L	65-75
2/23/10	Notre Dame, Ind.	W	82-67
1/5/11	Milwaukee, Wis.	W	73-55
12/7/11	Notre Dame, Ind.	W	95-42

* - Saint Catherine's Tournament

MARYLAND

Maryland leads 4-2

Home: 0-2, Away: 2-2, Neutral: 1-0

Date	Site		Score
1/8/83	College Park, Md.	L	62-84
11/26/83	Notre Dame, Ind. *	L	57-75
1/9/85	College Park, Md.	W	49-40
1/10/87	Notre Dame, Ind.	L	48-69
11/16/07	College Park, Md. #	L	59-75
3/27/12	Raleigh, N.C. !	W	80-49

* - Notre Dame Thanksgiving Classic

- Preseason WNIT (Semifinal)

! - NCAA Tournament (Regional Final)

MASSACHUSETTS

Notre Dame leads 1-0

Home: 0-0, Away: 0-0, Neutral: 1-0

Date	Site		Score
3/25/95	Amarillo, Texas *	W	90-72

* - NWIT

MEMPHIS

Notre Dame leads 1-0

Home: 0-0, Away: 0-0, Neutral: 1-0

Date	Site		Score
3/15/97	Austin, Texas *	W	93-62

* - NCAA Tournament (First Round)

MERCER

Notre Dame leads 1-0

Home: 0-0, Away: 1-0, Neutral: 0-0

Date	Site		Score
12/30/11	Macon, Ga.	W	128-42

MIAMI (FLA.)

Notre Dame leads 14-3

Home: 6-2, Away: 7-1, Neutral: 1-0

Date	Site		Score
1/5/86	Coral Gables, Fla. *	W	59-53
2/7/87	Notre Dame, Ind.	L	61-62
1/7/88	Coral Gables, Fla.	W	83-68
1/27/96	Coral Gables, Fla.	W	67-50
2/20/96	Notre Dame, Ind.	W	86-70
1/29/97	Coral Gables, Fla.	W	72-71
1/8/98	Notre Dame, Ind.	W	75-47
2/3/98	Coral Gables, Fla.	L	76-77
2/23/99	Notre Dame, Ind.	W	89-62

1/22/00	Coral Gables, Fla.	W	76-54
2/22/00	Notre Dame, Ind.	W	83-68
3/5/00	Storrs, Conn. !	W	67-52
2/20/01	Notre Dame, Ind.	W	81-43
1/2/02	Coral Gables, Fla.	W	69-65
1/11/03	Notre Dame, Ind.	L	70-80
1/28/04	Coral Gables, Fla.	W	59-50
2/25/04	Notre Dame, Ind.	W	93-58

* - Burger King Classic

! - BIG EAST Tournament

MIAMI (OHIO)

Miami leads 4-2

Home: 2-2, Away: 0-1, Neutral: 0-1

Date	Site		Score
1/17/81	Notre Dame, Ind.	L	53-93
2/6/82	Oxford, Ohio	L	61-65
12/10/82	Notre Dame, Ind.	W	64-59
2/17/91	Notre Dame, Ind.	L	65-69
12/28/94	Seattle, Wash. *	L	76-79
11/9/07	Notre Dame, Ind. #	W	98-50

* - Seattle Times Husky Classic

- Preseason WNIT (First Round)

MICHIGAN

Notre Dame leads 9-7

Home: 7-1, Away: 2-5, Neutral: 0-1

Date	Site		Score
1/20/79	Ann Arbor, Mich.	L	66-93
12/8/79	Notre Dame, Ind.	L (ot)	60-66
2/20/81	Ann Arbor, Mich.	L	65-96
1/24/82	Notre Dame, Ind.	W	71-48
12/12/82	Ann Arbor, Mich.	W	62-58
12/9/83	Notre Dame, Ind.	W	66-50
12/2/84	Ann Arbor, Mich.	L	64-75
12/5/85	Notre Dame, Ind.	W	76-71
12/13/91	Ann Arbor, Mich.	L	75-86
12/12/92	Notre Dame, Ind.	W	62-54
3/19/01	Notre Dame, Ind. *	W	88-54
12/2/01	Grand Rapids, Mich. #	L	63-78
11/18/05	Notre Dame, Ind.	W	55-45
12/1/06	Ann Arbor, Mich.	W	61-58
12/2/07	Notre Dame, Ind.	W	77-46
12/10/08	Ann Arbor, Mich.	L (ot)	59-63

* - NCAA Tournament (Second Round)

- Women's College Basketball Showcase

MICHIGAN STATE

Michigan State leads 8-6

Home: 3-4, Away: 3-4, Neutral: 0-0

Date	Site		Score
2/26/81	East Lansing, Mich.	L	45-76
3/6/82	Notre Dame, Ind.	L	59-68
2/3/84	East Lansing, Mich.	L	72-73
12/20/84	Notre Dame, Ind.	W	71-59
1/24/88	East Lansing, Mich.	W	57-55
12/13/89	Notre Dame, Ind.	L	48-64
1/27/94	Notre Dame, Ind.	L	73-75
12/21/95	East Lansing, Mich.	L (ot)	83-87
12/21/98	East Lansing, Mich.	W	75-64
12/11/99	Notre Dame, Ind.	W	84-54
11/26/03	East Lansing, Mich.	L	63-92
12/2/04	Notre Dame, Ind.	L (ot)	73-82
11/29/08	Notre Dame, Ind.	W	78-72
11/19/09	East Lansing, Mich.	W	68-67

MIDDLE TENNESSEE

Notre Dame leads 1-0

Home: 1-0, Away: 0-0, Neutral: 0-0

Date	Site		Score
3/23/04	Notre Dame, Ind. *	W	59-46

* - NCAA Tournament (Second Round)

MINNESOTA**Minnesota leads 2-0****Home: 0-2, Away: 0-0, Neutral: 0-0**

Date	Site		Score
3/16/94	Notre Dame, Ind. *	L	76-81
3/22/09	Notre Dame, Ind. *	L	71-79

* - NCAA Tournament (First Round)

MISSOURI**Notre Dame leads 1-0****Home: 0-0, Away: 0-0, Neutral: 1-0**

Date	Site		Score
1/2/82	Kansas City, Mo.	W	60-53

MISSOURI STATE**Notre Dame leads 2-0****Home: 1-0, Away: 0-0, Neutral: 1-0**

Date	Site		Score
3/13/98	Lubbock, Texas *	W	78-64
3/21/04	Notre Dame, Ind. *	W (ot)	69-65

* - NCAA Tournament (First Round)

NOTE: School formerly Southwest Missouri State

MONTANA**Montana leads 1-0****Home: 0-0, Away: 0-0, Neutral: 0-1**

Date	Site		Score
12/31/86	Seattle, Wash. *	L	48-50

* - Seattle Times Classic

MOREHEAD STATE**Notre Dame leads 1-0****Home: 1-0, Away: 0-0, Neutral: 0-0**

Date	Site		Score
11/15/10	Notre Dame, Ind.	W	91-28

MOUNT ST. JOSEPH**Notre Dame leads 2-0****Home: 1-0, Away: 1-0, Neutral: 0-0**

Date	Site		Score
1/26/80	Notre Dame, Ind.	W	78-76
2/5/82	Cincinnati, Ohio	W	70-54

MOUNT ST. MARY'S**Mount St. Mary's leads 1-0****Home: 0-0, Away: 0-0, Neutral: 0-1**

Date	Site		Score
12/19/81	Philadelphia, Pa. *	L	44-57

* - Penn Holiday Tournament

NEBRASKA**Series tied 1-1****Home: 1-1, Away: 0-0, Neutral: 0-0**

Date	Site		Score
2/25/82	Notre Dame, Ind.	L (2ot)	88-98
11/14/04	Notre Dame, Ind. *	W	73-57

* - Preseason WNIT (Second Round)

NEW HAMPSHIRE**Notre Dame leads 1-0****Home: 1-0, Away: 0-0, Neutral: 0-0**

Date	Site		Score
11/12/10	Notre Dame, Ind.	W	99-48

NEW MEXICO**Notre Dame leads 1-0****Home: 0-0, Away: 0-0, Neutral: 1-0**

Date	Site		Score
3/15/02	Knoxville, Tenn. *	W	58-44

* - NCAA Tournament (First Round)

NORTH CAROLINA**Notre Dame leads 2-1****Home: 0-0, Away: 0-0, Neutral: 2-1**

Date	Site		Score
12/4/99	Richmond, Va. #	W	99-86
12/3/00	Lake Buena Vista, Fla. *	W	78-55
3/20/07	Pittsburgh, Pa. ^	L	51-60

- Wachovia Women's Basketball Invitational

* - Honda Elite 4 Classic

^ - NCAA Tournament (Second Round)

NORTH CAROLINA STATE**Notre Dame leads 1-0****Home: 0-0, Away: 0-0, Neutral: 1-0**

Date	Site		Score
11/20/96	Ruston, La. *	W	64-53

* - Preseason WNIT (Third Place Game)

NORTHEAST MISSOURI**Northeast Missouri leads 1-0****Home: 0-0, Away: 0-0, Neutral: 0-1**

Date	Site		Score
1/12/80	DeKalb, Ill. *	L	43-77

* - Huskie Invitational

NORTHERN ILLINOIS**Notre Dame leads 8-5****Home: 4-1, Away: 4-3, Neutral: 0-1**

Date	Site		Score
2/11/78	Notre Dame, Ind.	L	58-65
1/12/79	DeKalb, Ill. *	W	62-60
12/12/81	Notre Dame, Ind.	W	67-52
12/12/84	DeKalb, Ill.	W	71-60
12/15/85	Notre Dame, Ind.	W	88-65
1/13/87	DeKalb, Ill.	L	71-81
2/24/87	Notre Dame, Ind.	W	82-66
1/14/88	Notre Dame, Ind.	W	89-66
3/9/88	DeKalb, Ill.	L	74-95
3/23/91	Amarillo, Texas #	L	82-84
2/23/95	DeKalb, Ill.	W	58-51
3/10/95	DeKalb, Ill. %	L	64-87
12/30/04	DeKalb, Ill.	W	73-49

* - Northern Illinois Tournament

- NWIT

% - MCC Tournament

NORTHWESTERN**Notre Dame leads 2-1****Home: 1-0, Away: 1-1, Neutral: 0-0**

Date	Site		Score
12/7/83	Evanston, Ill.	L	74-78
11/30/87	Notre Dame, Ind.	W	69-49
11/29/88	Evanston, Ill.	W	75-63

NORTHWESTERN STATE**Northwestern State leads 1-0****Home: 0-0, Away: 0-0, Neutral: 0-1**

Date	Site		Score
3/24/95	Amarillo, Texas *	L	93-103

* - NWIT

OAKLAND**Notre Dame leads 1-0****Home: 1-0, Away: 0-0, Neutral: 0-0**

Date	Site		Score
12/9/87	Notre Dame, Ind.	W	100-51

OHIO**Notre Dame leads 1-0****Home: 0-0, Away: 0-0, Neutral: 1-0**

Date	Site		Score
11/29/96	Atlanta, Ga. *	W	95-82

* - Comfort Inn Downtown Classic



Jacqueline Batteast lets out a scream after blocking a last-second three-point try in Notre Dame's 66-62 win over Ohio State in the 2004 Preseason WNIT championship game.

OHIO STATE**Series tied 1-1****Home: 1-0, Away: 0-1, Neutral: 0-0**

Date	Site		Score
1/4/87	Columbus, Ohio	L	67-74
11/20/04	Notre Dame, Ind. *	W	66-62

* - Preseason WNIT (Championship)

OKLAHOMA**Notre Dame leads 3-2****Home: 0-0, Away: 0-0, Neutral: 3-2**

Date	Site		Score
12/30/86	Seattle, Wash. *	L	54-57
3/25/08	West Lafayette, Ind. #	W (ot)	79-75
11/28/09	St. Thomas, U.S.V.I. ^	W	81-71
3/28/10	Kansas City, Mo. +	L (ot)	72-77
3/26/11	Dayton, Ohio +	W	78-53

* - Seattle Times Classic

- NCAA Tournament (Second Round)

^ - Paradise Jam

+ - NCAA Tournament (Regional Semifinal)

OLD DOMINION**Old Dominion leads 5-1****Home: 1-1, Away: 0-3, Neutral: 0-1**

Date	Site		Score
12/29/83	Chestnut Hill, Mass. *	L	57-71
1/10/89	Notre Dame, Ind.	L	65-82
1/12/90	Norfolk, Va.	L	61-62
2/23/91	Notre Dame, Ind.	W	70-58
3/7/92	Norfolk, Va.	L	76-85
1/2/94	Norfolk, Va.	L	67-76

* - Nike Christmas Classic

PACIFIC**Notre Dame leads 1-0****Home: 0-0, Away: 0-0, Neutral: 1-0**

Date	Site		Score
3/23/95	Amarillo, Texas *	W	88-74

* - NWIT

All-Time Series

PACIFIC LUTHERAN

Notre Dame leads 1-0

Home: 0-0, Away: 1-0, Neutral: 0-0

Date	Site		Score
3/12/80	Tacoma, Wash. *	W	57-48

* - AIWAF National Tournament

PENNSYLVANIA

Notre Dame leads 2-0

Home: 1-0, Away: 1-0, Neutral: 0-0

Date	Site		Score
12/18/81	Philadelphia, Pa. *	W	62-47
12/2/11	Notre Dame, Ind.	W	69-38

* - Penn Holiday Tournament

PENN STATE

Penn State leads 5-0

Home: 0-1, Away: 0-2, Neutral: 0-2

Date	Site		Score
11/22/91	Notre Dame, Ind.	L	70-86
1/19/93	University Park, Pa.	L	66-87
1/12/95	Kona, Hawaii *	L	77-86
3/27/04	Hartford, Conn. !	L	49-55
11/16/06	University Park, Pa.	L	49-75

* - Kona Women's Basketball Classic

! - NCAA Tournament (Regional Semifinal)

PITTSBURGH

Notre Dame leads 20-3

Home: 10-0, Away: 9-2, Neutral: 1-1

Date	Site		Score
2/7/96	Notre Dame, Ind.	W	90-51
2/17/96	Pittsburgh, Pa.	W	89-51
1/18/97	Notre Dame, Ind.	W	65-49
12/31/97	Pittsburgh, Pa.	W	66-46
2/15/98	Notre Dame, Ind.	W	75-60
1/16/99	Pittsburgh, Pa.	W	81-72
1/18/00	Pittsburgh, Pa.	W	67-53
2/9/00	Notre Dame, Ind.	W	81-74
2/7/01	Notre Dame, Ind.	W	72-58
2/27/01	Pittsburgh, Pa.	W	82-63
2/5/02	Pittsburgh, Pa.	W	68-56
2/26/03	Notre Dame, Ind.	W	77-69
3/8/03	Piscataway, N.J. *	W	73-65
2/21/04	Pittsburgh, Pa.	W	72-68
2/5/05	Pittsburgh, Pa.	W	75-47
2/28/06	Notre Dame, Ind.	W	72-65
1/31/07	Pittsburgh, Pa.	L	62-71
2/10/08	Notre Dame, Ind.	W	81-86
3/9/08	Hartford, Conn. *	L	53-64
2/3/09	Pittsburgh, Pa.	L	70-82
2/6/10	Notre Dame, Ind.	W	86-76
1/15/11	Pittsburgh, Pa.	W	82-50
1/17/12	Notre Dame, Ind.	W	120-44

* - BIG EAST Tournament

PRAIRIE VIEW A&M

Notre Dame leads 1-0

Home: 1-0, Away: 0-0, Neutral: 0-0

Date	Site		Score
12/28/06	Notre Dame, Ind.	W	94-55

PROVIDENCE

Notre Dame leads 20-0

Home: 10-0, Away: 10-0, Neutral: 0-0

Date	Site		Score
1/14/96	Providence, R.I.	W	90-80
12/7/96	Notre Dame, Ind.	W	91-75
2/16/97	Providence, R.I.	W	97-74
1/24/98	Notre Dame, Ind.	W	109-60
1/10/99	Notre Dame, Ind.	W	79-56
1/30/99	Providence, R.I.	W	97-59
2/1/00	Providence, R.I.	W	90-60
1/31/01	Notre Dame, Ind.	W	64-44
1/5/02	Notre Dame, Ind.	W	72-66

1/19/02	Providence, R.I.	W	69-41
2/16/03	Providence, R.I.	W	67-61
2/14/04	Notre Dame, Ind.	W	81-51
2/9/05	Providence, R.I.	W	75-57
2/4/06	Notre Dame, Ind.	W	66-48
2/17/07	Providence, R.I.	W	82-65
1/30/08	Notre Dame, Ind.	W	85-54
2/28/09	Providence, R.I.	W	65-56
1/27/10	Notre Dame, Ind.	W	84-59
12/8/10	Providence, R.I.	W	79-43
2/14/12	Notre Dame, Ind.	W	66-47

PURDUE

Purdue leads 14-11

Home: 6-4, Away: 3-8, Neutral: 2-2

Date	Site		Score
11/26/84	Notre Dame, Ind.	L	59-62
11/30/85	West Lafayette, Ind.	L	54-71
12/1/91	West Lafayette, Ind.	L	66-80
12/4/92	Notre Dame, Ind.	L	41-74
12/8/93	West Lafayette, Ind.	L	59-66
11/30/94	Notre Dame, Ind.	L	83-87
3/15/96	Lubbock, Texas *	W	73-60
12/5/96	West Lafayette, Ind.	L	58-73
12/10/97	Notre Dame, Ind.	W	77-71
3/21/98	Lubbock, Texas #	L	65-70
12/8/99	West Lafayette, Ind.	L	61-71
12/9/00	Notre Dame, Ind.	W	72-61
4/1/01	St. Louis, Mo. %	W	68-66
12/6/01	West Lafayette, Ind.	L	57-70
1/4/03	Notre Dame, Ind.	L	54-71
3/30/03	Dayton, Ohio #	L	47-66
1/4/04	West Lafayette, Ind. +	L	63-76
1/16/05	Notre Dame, Ind. +	W	86-69
12/7/05	West Lafayette, Ind.	L	54-65
12/6/06	Notre Dame, Ind.	W	67-58
12/8/07	West Lafayette, Ind.	W	61-48
12/7/08	Notre Dame, Ind.	W	62-51
1/4/10	West Lafayette, Ind.	W	79-75
12/5/10	Notre Dame, Ind.	W	72-51
12/10/11	West Lafayette, Ind.	W	66-38

* - NCAA Tournament (First Round)

- NCAA Tournament (Regional Semifinal)

% - NCAA Tournament (National Championship)

+ - BIG EAST/Big Ten Challenge

PURDUE-CALUMET

Notre Dame leads 2-0

Home: 1-0, Away: 1-0, Neutral: 0-0

Date	Site		Score
1/18/78	Hammond, Ind.	W	50-46
2/7/80	Notre Dame, Ind.	W	79-38

RICE

Series tied 1-1

Home: 1-0, Away: 0-1, Neutral: 0-0

Date	Site		Score
12/31/00	Notre Dame, Ind.	W	80-40
12/28/01	Houston, Texas	L	61-72

RICHMOND

Notre Dame leads 3-0

Home: 1-0, Away: 1-0, Neutral: 1-0

Date	Site		Score
3/25/89	Amarillo, Texas *	W	51-46
11/28/06	Notre Dame, Ind.	W	87-66
12/2/08	Richmond, Va.	W	84-59

* - NWIT

RUTGERS

Rutgers leads 16-12

Home: 6-4, Away: 5-9, Neutral: 1-3

Date	Site		Score
11/27/82	Chicago, Ill. *	L	74-81
1/9/86	Piscataway, N.J.	L	61-69
11/29/86	Notre Dame, Ind.	L	50-71

11/28/95	Notre Dame, Ind.	W	66-54
2/3/96	Piscataway, N.J.	L	62-73
1/21/97	Notre Dame, Ind.	W	76-61
3/2/97	Storrs, Conn. #	W	86-58
12/3/97	Piscataway, N.J.	L	67-80
2/24/98	Notre Dame, Ind.	W	71-64
2/13/99	Piscataway, N.J.	L	57-77
3/1/99	Piscataway, N.J. #	W	88-61
2/19/00	Piscataway, N.J.	W (ot)	78-74
3/6/00	Storrs, Conn. #	L (ot)	72-81
1/6/01	Notre Dame, Ind.	W	67-46
2/17/01	Piscataway, N.J.	L	53-54
2/16/02	Piscataway, N.J.	W	57-52
1/18/03	Notre Dame, Ind.	L	61-64
2/28/04	Piscataway, N.J.	L	55-69
3/7/04	Hartford, Conn. #	L	45-51
1/23/05	Notre Dame, Ind.	W	63-47
2/19/05	Piscataway, N.J.	L	48-59
2/14/06	Piscataway, N.J.	L	43-69
2/24/07	Notre Dame, Ind.	L	60-76
2/19/08	Piscataway, N.J.	L	51-57
1/27/09	Notre Dame, Ind.	L	68-78
2/1/10	Piscataway, N.J.	W	75-63
2/12/11	Notre Dame, Ind.	W	71-49
1/31/12	Piscataway, N.J.	W	71-41

* - Orange Crush Classic

- BIG EAST Tournament

ST. AMBROSE

Notre Dame leads 4-0

Home: 4-0, Away: 0-0, Neutral: 0-0

Date	Site		Score
1/18/80	Notre Dame, Ind.	W	54-52
2/7/81	Notre Dame, Ind.	W	56-49
12/20/86	Notre Dame, Ind.	W	66-50
12/12/87	Notre Dame, Ind.	W	86-73

ST. BONAVENTURE

Notre Dame leads 1-0

Home: 0-0, Away: 0-0, Neutral: 1-0

Date	Site		Score
3/25/12	Raleigh, N.C. *	W	79-35

* - NCAA Tournament (Regional Semifinal)

ST. FRANCIS (ILL.)

Notre Dame leads 2-1

Home: 1-1, Away: 1-0, Neutral: 0-0

Date	Site		Score
12/11/80	Notre Dame, Ind.	L	54-57
1/13/82	Joliet, Ill.	W	61-57
12/4/82	Notre Dame, Ind.	W	86-42

ST. FRANCIS (IND.)

Notre Dame leads 1-0

Home: 0-0, Away: 0-0, Neutral: 1-0

Date	Site		Score
2/25/78	Rensselaer, Ind. *	W	61-45

* - North District Tournament

SAINT FRANCIS (PA.)

Notre Dame leads 1-0

Home: 1-0, Away: 0-0, Neutral: 0-0

Date	Site		Score
12/29/07	Notre Dame, Ind.	W	82-39

ST. JOHN'S

Notre Dame leads 21-3

Home: 10-0, Away: 8-3, Neutral: 3-0

Date	Site		Score
1/4/96	Jamaica, N.Y.	W	74-48
1/24/96	Notre Dame, Ind.	W	66-53
2/2/97	Jamaica, N.Y.	W	75-47
1/10/98	Jamaica, N.Y.	W	77-57
2/12/98	Notre Dame, Ind.	W	76-44
2/28/98	Piscataway, N.J. *	W	94-57
1/23/99	Notre Dame, Ind.	W	99-60

1/26/00	Jamaica, N.Y.	W	69-49
2/12/00	Notre Dame, Ind.	W	94-51
1/9/01	Jamaica, N.Y.	W	84-49
2/13/02	Notre Dame, Ind.	W	66-31
1/14/03	Jamaica, N.Y.	W	71-42
2/12/03	Notre Dame, Ind.	W	76-48
2/17/04	Jamaica, N.Y.	W	69-56
1/26/05	Notre Dame, Ind.	W	72-65
1/4/06	Jamaica, N.Y.	L	63-66
1/16/07	Notre Dame, Ind.	W	83-65
3/3/08	Jamaica, N.Y.	L	51-61
1/17/09	Notre Dame, Ind.	W	70-67
3/7/09	Hartford, Conn. *	W	62-45
2/16/10	Jamaica, N.Y.	L	71-76
3/7/10	Hartford, Conn. *	W	75-67
1/23/11	Notre Dame, Ind.	W	69-36
1/28/12	Jamaica, N.Y.	W	71-56

* - BIG EAST Tournament

ST. JOSEPH'S (IND.)

Notre Dame leads 4-3

Home: 2-0, Away: 2-3, Neutral: 0-0

Date	Site		Score
12/6/77	Rensselaer, Ind.	W	79-67
3/5/78	Rensselaer, Ind. *	L	64-65
2/13/79	Rensselaer, Ind.	L	62-67
2/24/79	Rensselaer, Ind. #	W (ot)	70-69
1/16/80	Notre Dame, Ind.	W	72-64
2/17/81	Rensselaer, Ind.	L	64-84
12/2/81	Notre Dame, Ind.	W	78-44

* - IAAW Tournament

- North District Tournament

SAINT JOSEPH'S (PA.)

Series tied 1-1

Home: 0-0, Away: 1-1, Neutral: 0-0

Date	Site		Score
1/24/87	Philadelphia, Pa.	L	57-71
12/29/90	Philadelphia, Pa. *	W	72-53

* - Texaco-Hawk Classic

SAINT LOUIS

Notre Dame leads 6-1

Home: 3-1, Away: 3-0, Neutral: 0-0

Date	Site		Score
1/20/80	Notre Dame, Ind.	L	49-65
1/14/89	St. Louis, Mo.	W	79-54
2/11/89	Notre Dame, Ind.	W	78-34
2/1/90	Notre Dame, Ind.	W	84-50
12/30/90	St. Louis, Mo.	W	78-48
1/31/91	St. Louis, Mo.	W	97-48
2/19/91	Notre Dame, Ind.	W	87-47

SAINT MARY'S (CALIF.)

Notre Dame leads 1-0

Home: 0-0, Away: 0-0, Neutral: 1-0

Date	Site		Score
3/13/99	Baton Rouge, La. *	W	61-57

* - NCAA Tournament (First Round)

SAINT MARY'S (IND.)

Notre Dame leads 10-0

Home: 5-0, Away: 4-0, Neutral: 1-0

Date	Site		Score
2/6/78	Notre Dame, Ind.	W	61-51
2/20/78	Notre Dame, Ind. *	W	69-59
12/11/78	Notre Dame, Ind.	W	71-54
1/27/79	Notre Dame, Ind. *	W	70-43
2/23/79	Rensselaer, Ind. #	W	61-49
12/4/79	Notre Dame, Ind. *	W	81-45
1/30/80	Notre Dame, Ind.	W	73-56
12/8/80	Notre Dame, Ind.	W	71-52
1/28/81	Notre Dame, Ind. *	W	59-44
12/8/81	Notre Dame, Ind.	W	92-29

* - at Saint Mary's

- North District Tournament

SAN DIEGO

Notre Dame leads 1-0

Home: 1-0, Away: 0-0, Neutral: 0-0

Date	Site		Score
3/17/00	Notre Dame, Ind. *	W	87-61

* - NCAA Tournament (First Round)

SAN DIEGO STATE

Series tied 1-1

Home: 0-0, Away: 0-0, Neutral: 1-1

Date	Site		Score
3/21/81	Anchorage, Alaska *	L	34-71
11/26/09	St. Thomas, U.S.V.I. #	W	84-79

* - Northern Lights Tournament

- Paradise Jam

SAN FRANCISCO

Notre Dame leads 2-0

Home: 1-0, Away: 1-0, Neutral: 0-0

Date	Site		Score
12/28/97	Notre Dame, Ind.	W	62-47
11/28/98	San Francisco, Calif.	W	74-43

SANTA CLARA

Santa Clara leads 1-0

Home: 0-0, Away: 0-0, Neutral: 0-1

Date	Site		Score
3/21/91	Amarillo, Texas *	L	65-81

* - NWIT

SETON HALL

Notre Dame leads 20-4

Home: 9-2, Away: 10-2, Neutral: 1-0

Date	Site		Score
12/11/93	Notre Dame, Ind.	L	55-62
11/26/94	South Orange, N.J.	L (ot)	60-65
1/2/96	South Orange, N.J.	W (ot)	88-79
3/4/96	Storrs, Conn. *	W	69-58
1/2/97	South Orange, N.J.	W	87-47
2/22/97	Notre Dame, Ind.	W	75-61
1/31/98	Notre Dame, Ind.	W	91-35
1/20/99	South Orange, N.J.	W	87-47
2/6/99	Notre Dame, Ind.	W	77-49
1/11/00	Notre Dame, Ind.	W	80-52
1/21/01	South Orange, N.J.	W	72-47
1/9/02	Notre Dame, Ind.	W	79-45
2/2/02	South Orange, N.J.	W	65-60
3/1/03	Notre Dame, Ind.	W	62-60
2/8/04	South Orange, N.J.	L	45-51
1/2/05	Notre Dame, Ind.	W	54-33
3/1/05	South Orange, N.J.	W	41-35
1/7/06	Notre Dame, Ind.	L	61-74
1/2/07	South Orange, N.J.	W	64-61
3/1/08	Notre Dame, Ind.	W	70-55
1/3/09	South Orange, N.J.	W	66-60
2/27/10	South Orange, N.J.	W	72-47
2/8/11	Notre Dame, Ind.	W	89-38
4/14/12	South Orange, N.J.	W	74-36

* - BIG EAST Tournament

SOUTH CAROLINA

South Carolina leads 2-1

Home: 0-1, Away: 0-1, Neutral: 1-0

Date	Site		Score
1/31/81	Notre Dame, Ind.	L	48-124
2/20/82	Columbia, S.C.	L	54-76
11/27/09	St. Thomas, U.S.V.I. *	W	78-55

* - Paradise Jam

SOUTH DAKOTA

South Dakota leads 2-0

Home: 0-1, Away: 0-1, Neutral: 0-0

Date	Site		Score
1/14/80	Vermillion, S.D.	L	61-76
11/22/80	Notre Dame, Ind.	L	60-67

SOUTHEAST MISSOURI

Notre Dame leads 1-0

Home: 1-0, Away: 0-0, Neutral: 0-0

Date	Site		Score
1/21/11	Notre Dame, Ind.	W	97-21

SOUTHERN CALIFORNIA (USC)

Notre Dame leads 8-2

Home: 4-0, Away: 3-1, Neutral: 1-1

Date	Site		Score
1/2/85	Fullerton, Calif.	L	53-69
12/27/99	Notre Dame, Ind.	W	74-59
12/28/00	Los Angeles, Calif.	W	70-61
12/9/01	Notre Dame, Ind.	W	62-49
11/29/02	Los Angeles, Calif.	W	69-57
12/22/03	Notre Dame, Ind.	W	73-62
11/26/04	Los Angeles, Calif.	W	60-56
11/27/05	Notre Dame, Ind.	W	73-62
11/24/06	Los Angeles, Calif.	L	58-69
11/25/11	Freepport, Bahamas *	W	80-58

* - Junkanoo Jam

SIU-EDWARDSVILLE

Notre Dame leads 1-0

Home: 0-0, Away: 0-0, Neutral: 1-0

Date	Site		Score
1/11/80	DeKalb, Ill. *	W	65-51

* - Huskie Invitational

SOUTHERN METHODIST (SMU)

Notre Dame leads 2-1

Home: 1-0, Away: 0-1, Neutral: 1-0

Date	Site		Score
1/17/82	Notre Dame, Ind.	W	76-60
1/15/84	Dallas, Texas	L	63-64
3/23/08	West Lafayette, Ind. *	W	75-62

* - NCAA Tournament (First Round)

SOUTH FLORIDA (USF)

Notre Dame leads 8-2

Home: 4-1, Away: 3-1, Neutral: 1-0

Date	Site		Score
12/13/97	Notre Dame, Ind.	W	73-50
12/19/98	Tampa, Fla.	W	83-63
1/28/06	Notre Dame, Ind.	L (ot)	64-68
3/4/06	Hartford, Conn. *	W	73-66
1/13/07	Tampa, Fla.	L (ot)	78-87
2/27/08	Notre Dame, Ind.	W	92-49
2/17/09	Tampa, Fla.	W	86-79
1/12/10	Notre Dame, Ind.	W	81-64
2/5/11	Tampa, Fla.	W	76-68
2/25/12	Notre Dame, Ind.	W	80-68

* - BIG EAST Tournament

SPRING ARBOR

Spring Arbor leads 1-0

Home: 0-0, Away: 0-0, Neutral: 0-1

Date	Site		Score
3/8/80	Upland, Ind. *	L	56-61

* - AIAW Midwest Regional

STANFORD

Stanford leads 2-0

Home: 0-1, Away: 0-1, Neutral: 0-0

Date	Site		Score
12/2/90	Stanford, Calif.	L	67-97
11/24/91	Notre Dame, Ind.	L	76-88

All-Time Series

SYRACUSE

Notre Dame leads 25-2

Home: 12-0, Away: 12-1, Neutral: 1-1

Date	Site	Score
1/16/88	Notre Dame, Ind.	W 81-64
2/4/89	Syracuse, N.Y.	L 56-63
12/8/90	Notre Dame, Ind.	W 71-66
12/31/91	Syracuse, N.Y.	W 81-80
1/10/96	Notre Dame, Ind.	W 91-52
3/3/96	Storrs, Conn. *	W 70-55
1/15/97	Syracuse, N.Y.	W 72-45
2/6/97	Notre Dame, Ind.	W 90-73
1/21/98	Syracuse, N.Y.	W 87-69
1/26/99	Syracuse, N.Y.	W 94-61
2/17/99	Notre Dame, Ind.	W 82-60
1/15/00	Notre Dame, Ind.	W 71-56
2/14/01	Syracuse, N.Y.	W 75-61
1/29/02	Notre Dame, Ind.	W 71-46
3/3/02	Piscataway, N.J. *	L 79-84
3/4/03	Syracuse, N.Y.	W 62-54
1/21/04	Syracuse, N.Y.	W 64-35
3/2/04	Notre Dame, Ind.	W 54-33
1/5/05	Notre Dame, Ind.	W 75-58
1/19/05	Syracuse, N.Y.	W 74-61
3/1/06	Syracuse, N.Y. ^	W 67-55
1/20/07	Notre Dame, Ind.	W 83-55
2/16/08	Syracuse, N.Y. ^	W 79-67
2/24/09	Notre Dame, Ind.	W 90-79
1/30/10	Syracuse, N.Y. ^	W 74-73
2/1/11	Notre Dame, Ind.	W 71-48
2/7/12	Syracuse, N.Y. ^	W 74-55

^ - BIG EAST Tournament

* - Game played at Carrier Dome

TAYLOR

Notre Dame leads 2-0

Home: 2-0, Away: 0-0, Neutral: 0-0

Date	Site	Score
1/14/81	Notre Dame, Ind.	W 77-71
2/10/82	Notre Dame, Ind.	W 79-41

TEMPLE

Notre Dame leads 3-2

Home: 2-0, Away: 0-2, Neutral: 1-0

Date	Site	Score
12/29/89	Philadelphia, Pa.	L 61-70
12/28/91	Philadelphia, Pa.	L 69-80
12/21/93	Notre Dame, Ind.	W 83-51
12/14/02	Notre Dame, Ind.	W 84-61
3/21/11	Salt Lake City, Utah *	W 77-64

* - NCAA Tournament (Second Round)

TENNESSEE

Tennessee leads 20-2

Home: 1-8, Away: 0-8, Neutral: 1-4

Date	Site	Score
11/25/83	Notre Dame, Ind. *	L 56-71
11/24/84	Knoxville, Tenn.	L 57-62
12/9/85	Notre Dame, Ind.	L 63-71
2/14/87	Knoxville, Tenn.	L 55-90
2/3/88	Notre Dame, Ind.	W 71-91
2/20/89	Knoxville, Tenn.	L 43-98
12/3/89	Notre Dame, Ind.	L 54-77
2/9/91	Knoxville, Tenn.	L 71-88
1/12/92	Notre Dame, Ind.	L 82-85
1/4/93	Knoxville, Tenn.	L 48-79
1/7/94	Notre Dame, Ind.	W 70-105
11/19/96	Ruston, La. !	L 59-72
3/28/97	Cincinnati, Ohio @	L 66-80
3/17/02	Knoxville, Tenn. #	L 50-89
12/28/02	Indianapolis, Ind.	L 61-77
11/30/03	Knoxville, Tenn.	L 59-83
12/31/05	Notre Dame, Ind.	L 51-62
12/30/06	Knoxville, Tenn.	L 54-78
1/5/08	Notre Dame, Ind.	L 63-87

3/30/08	Oklahoma City, Okla. \$	L	64-74
3/28/11	Dayton, Ohio *	W	73-59
1/23/12	Notre Dame, Ind.	W	72-44

* - Notre Dame Thanksgiving Classic

! - Preseason WNIT (Semifinal)

@ - NCAA Tournament (National Semifinal)

- NCAA Tournament (Second Round)

\$ - NCAA Tournament (Regional Semifinal)

% - NCAA Tournament (Regional Final)

TEXAS

Series tied 1-1

Home: 0-0, Away: 1-1, Neutral: 0-0

Date	Site	Score
12/5/86	Austin, Texas *	L 58-84
3/17/97	Austin, Texas !	W 86-83

* - Texas Classic

! - NCAA Tournament (Second Round)

TEXAS A&M

Texas A&M leads 2-0

Home: 0-0, Away: 0-0, Neutral: 0-2

Date	Site	Score
12/3/95	Kona, Hawaii *	L (ot) 84-88
4/5/11	Indianapolis, Ind. #	L 70-76

* - Kona Women's Basketball Classic

- NCAA Tournament (National Championship)

TEXAS CHRISTIAN (TCU)

Notre Dame leads 1-0

Home: 1-0, Away: 0-0, Neutral: 0-0

Date	Site	Score
12/13/90	Notre Dame, Ind.	W 78-67

TEXAS STATE

Notre Dame leads 1-0

Home: 0-0, Away: 0-0, Neutral: 1-0

Date	Site	Score
1/4/86	Coral Gables, Fla. *	W 68-43

* - Burger King Classic

NOTE: School formerly Southwest Texas State

TEXAS TECH

Texas Tech leads 2-1

Home: 0-0, Away: 1-1, Neutral: 0-1

Date	Site	Score
3/17/96	Lubbock, Texas *	L 67-82
3/15/98	Lubbock, Texas *	W 74-59
3/25/00	Memphis, Tenn. !	L 65-69

* - NCAA Tournament (Second Round)

! - NCAA Tournament (Regional Semifinal)

TOLEDO

Notre Dame leads 3-2

Home: 2-0, Away: 1-1, Neutral: 0-1

Date	Site	Score
12/19/88	Notre Dame, Ind.	W 77-70
3/23/89	Amarillo, Texas *	L 62-85
1/6/90	Toledo, Ohio	L 69-70

12/2/98 Notre Dame, Ind. W 82-64

11/20/99 Toledo, Ohio W 68-52

* - NWIT

UC IRVINE

Notre Dame leads 1-0

Home: 0-0, Away: 1-0, Neutral: 0-0

Date	Site	Score
12/2/94	Irvine, Calif. *	W 72-71

* - UC/Newport Beach Marriott Classic

UCLA

UCLA leads 9-4

Home: 3-2, Away: 1-5, Neutral: 0-1

Date	Site	Score
12/5/81	Notre Dame, Ind.	L 45-50
11/26/82	Chicago, Ill. *	L 54-82
1/30/83	Westwood, Calif.	L 53-84

12/3/83	Notre Dame, Ind.	W	70-61
12/30/84	Westwood, Calif.	L	51-78
12/21/85	Notre Dame, Ind.	L	67-73
1/5/87	Westwood, Calif.	L (ot)	65-67
12/22/89	Notre Dame, Ind.	W	61-60
11/30/90	Westwood, Calif.	L	75-89
3/18/92	Westwood, Calif. #	L	71-92
11/30/97	Westwood, Calif.	W (2ot)	93-91
11/14/98	Notre Dame, Ind.	W	99-82
11/18/10	Notre Dame, Ind.	L (2ot)	83-86

* - Orange Crush Classic

- NCAA Tournament (First Round)

UC SANTA BARBARA

Notre Dame leads 2-0

Home: 0-0, Away: 1-0, Neutral: 1-0

Date	Site	Score
11/28/97	Santa Barbara, Calif.	W 86-75
3/19/05	Fresno, Calif. *	W 61-51

* - NCAA Tournament (First Round)

UPPER IOWA

Notre Dame leads 1-0

Home: 0-0, Away: 0-0, Neutral: 1-0

Date	Site	Score
1/12/79	DeKalb, Ill. *	W 71-49

* - Northern Illinois Tournament

U.S. INTERNATIONAL

Notre Dame leads 1-0

Home: 0-0, Away: 0-0, Neutral: 1-0

Date	Site	Score
3/20/86	Amarillo, Texas *	W 86-61

* - NWIT

UTAH

Notre Dame leads 3-0

Home: 0-0, Away: 1-0, Neutral: 2-0

Date	Site	Score
3/24/01	Denver, Colo. *	W 69-54
12/18/05	Las Vegas, Nev. ^	W 68-55
3/19/11	Salt Lake City, Utah #	W 67-54

* - NCAA Tournament (Regional Semifinal)

^ - Dual in the Desert (Championship)

- NCAA Tournament (First Round)

VALPARAISO

Notre Dame leads 24-0

Home: 11-0, Away: 11-0, Neutral: 2-0

Date	Site	Score
12/3/77	Notre Dame, Ind.	W 48-41
12/1/78	Valparaiso, Ind.	W 57-43
12/9/78	Huntington, Ind. *	W 66-52
1/22/79	Notre Dame, Ind.	W 57-43
2/22/79	Rensselaer, Ind. #	W 52-49
1/22/80	Valparaiso, Ind.	W 65-55
1/22/81	Notre Dame, Ind.	W 57-48
1/21/82	Valparaiso, Ind.	W 84-27
12/19/87	Notre Dame, Ind.	W 93-60
2/25/88	Valparaiso, Ind.	W 91-56
12/17/95	Notre Dame, Ind.	W 90-44
12/21/96	Valparaiso, Ind.	W 75-56
12/29/99	Notre Dame, Ind.	W 88-63
11/17/00	Valparaiso, Ind.	W 71-46
11/18/01	Notre Dame, Ind.	W 42-35
12/4/02	Valparaiso, Ind.	W 74-68
11/21/03	Notre Dame, Ind.	W 74-57
11/30/04	Valparaiso, Ind.	W 69-59
12/28/05	Notre Dame, Ind.	W 58-50
12/19/06	Valparaiso, Ind.	W 60-59
12/12/07	Notre Dame, Ind.	W 94-56
12/13/08	Valparaiso, Ind.	W 63-55
12/12/09	Notre Dame, Ind.	W 88-47
12/20/10	Valparaiso, Ind.	W 94-43

* - Huntington Tournament

- North District Tournament

VANDERBILT**Notre Dame leads 4-1****Home: 2-0, Away: 1-1, Neutral: 1-0**

Date	Site		Score
1/8/89	Nashville, Tenn.	L	64-86
1/4/90	Notre Dame, Ind.	W	77-63
3/26/01	Denver, Colo. *	W	72-64
12/30/08	Nashville, Tenn.	W	59-57
12/31/09	Notre Dame, Ind.	W	74-69

* - NCAA Tournament (Regional Final)

VERMONT**Notre Dame leads 1-0****Home: 1-0, Away: 0-0, Neutral: 0-0**

Date	Site		Score
3/23/10	Notre Dame, Ind. *	W	84-66

* - NCAA Tournament (Second Round)

VILLANOVA**Notre Dame leads 18-10****Home: 9-2, Away: 7-6, Neutral: 2-2**

Date	Site		Score
1/6/81	Villanova, Pa.	L	57-70
1/3/83	Villanova, Pa.	W	72-68
2/11/84	Notre Dame, Ind.	W	85-79
12/29/87	Villanova, Pa. *	L	55-56
2/14/96	Notre Dame, Ind.	W	72-56
1/12/97	Villanova, Pa.	W	77-54
2/19/97	Notre Dame, Ind.	W	68-51
1/28/98	Villanova, Pa.	L	54-70
3/1/98	Piscataway, N.J. #	W	56-48
12/12/98	Notre Dame, Ind.	W	63-62
2/10/99	Villanova, Pa.	W	74-52
2/28/99	Piscataway, N.J. #	W	83-53
2/16/00	Villanova, Pa.	W	70-52
12/6/00	Notre Dame, Ind.	W	64-33
1/12/02	Villanova, Pa.	L	59-60
2/26/02	Notre Dame, Ind.	L	45-48
1/25/03	Villanova, Pa.	W	58-56
3/9/03	Piscataway, N.J. #	L	39-50
1/24/04	Notre Dame, Ind.	W	38-36
1/9/05	Villanova, Pa.	L	54-59
2/7/06	Notre Dame, Ind.	L (ot)	65-69
2/13/07	Villanova, Pa.	W	75-58
1/16/08	Notre Dame, Ind.	W	69-58
1/24/09	Villanova, Pa.	L	49-55
3/8/09	Hartford, Conn. #	L	47-58
1/9/10	Notre Dame, Ind.	W	81-46
1/29/11	Villanova, Pa.	W	58-43
1/21/12	Notre Dame, Ind.	W	76-43

* - Wildcat Tournament

- BIG EAST Tournament

VINCENNES**Vincennes leads 1-0****Home: 0-0, Away: 0-0, Neutral: 0-1**

Date	Site		Score
3/4/78	Rensselaer, Ind. *	L	69-73

* - IIAIW Tournament

VIRGINIA**Virginia leads 2-0****Home: 0-0, Away: 0-1, Neutral: 0-1**

Date	Site		Score
2/22/81	Chicago, Ill.	L	40-68
1/4/88	Charlottesville, Va.	L	59-79

VIRGINIA TECH**Notre Dame leads 5-1****Home: 3-0, Away: 1-1, Neutral: 1-0**

Date	Site		Score
1/3/01	Blacksburg, Va.	W	75-64
1/13/01	Notre Dame, Ind.	W	75-55
3/5/01	Storrs, Conn. *	W	67-49
1/26/02	Notre Dame, Ind.	W	64-57

2/9/03	Blacksburg, Va.	L	50-53
1/10/04	Notre Dame, Ind.	W	53-40

* - BIG EAST Tournament

WAKE FOREST**Notre Dame leads 1-0****Home: 1-0, Away: 0-0, Neutral: 0-0**

Date	Site		Score
11/27/10	Notre Dame, Ind. *	W	92-69

* - WBCA Classic

WASHINGTON**Notre Dame leads 2-1****Home: 1-0, Away: 0-1, Neutral: 1-0**

Date	Site		Score
12/2/95	Kona, Hawaii *	W	80-67
12/7/03	Seattle, Wash.	L	74-85
12/11/04	Notre Dame, Ind.	W	72-58

* - Kona Women's Basketball Classic

WESTERN KENTUCKY**Notre Dame leads 1-0****Home: 1-0, Away: 0-0, Neutral: 0-0**

Date	Site		Score
11/13/07	Notre Dame, Ind. *	W	75-59

* - Preseason WNIT (Second Round)

WESTERN MICHIGAN**Notre Dame leads 9-0****Home: 6-0, Away: 3-0, Neutral: 0-0**

Date	Site		Score
12/8/82	Kalamazoo, Mich.	W	68-62
12/14/83	Notre Dame, Ind.	W	75-54
12/5/84	Notre Dame, Ind.	W	76-46
12/2/85	Kalamazoo, Mich.	W	94-65
2/3/87	Notre Dame, Ind.	W	65-58
12/18/00	Notre Dame, Ind.	W	84-54
12/12/01	Notre Dame, Ind.	W	71-48
11/20/05	Kalamazoo, Mich.	W	71-68
11/19/06	Notre Dame, Ind.	W	87-67

WEST VIRGINIA**Notre Dame leads 19-3****Home: 10-1, Away: 7-2, Neutral: 2-0**

Date	Site		Score
2/26/96	Morgantown, W.Va.	W	73-55
1/9/97	Notre Dame, Ind.	W	103-58
2/25/97	Morgantown, W.Va.	W	80-67
1/14/98	Notre Dame, Ind.	W	86-78
1/7/99	Notre Dame, Ind.	W	111-90
2/20/99	Morgantown, W.Va.	W	89-54
1/5/00	Notre Dame, Ind.	W	75-54
1/24/01	Morgantown, W.Va.	W	87-64
2/19/02	Notre Dame, Ind.	W	72-63
1/8/03	Morgantown, W.Va.	W	66-59
2/1/03	Notre Dame, Ind.	W	69-64
1/17/04	Morgantown, W.Va.	L	51-64
2/26/05	Notre Dame, Ind.	W	82-57
3/6/05	Hartford, Conn. *	W	70-59
2/22/06	Morgantown, W.Va.	W	70-58
2/4/07	Notre Dame, Ind.	W	77-67
1/13/08	Morgantown, W.Va.	L	50-56
3/2/09	Notre Dame, Ind.	W	72-66
1/24/10	Notre Dame, Ind.	W	74-66
2/22/10	Morgantown, W.Va.	W	72-60
2/12/12	Notre Dame, Ind.	L	63-65
3/5/12	Hartford, Conn. *	W	73-45

* - BIG EAST Tournament

WISCONSIN**Notre Dame leads 5-2****Home: 1-1, Away: 3-1, Neutral: 1-0**

Date	Site		Score
3/1/87	Madison, Wis.	W	80-70
12/4/93	Providence, R.I. *	W	77-55
12/9/96	Notre Dame, Ind.	L	69-81

12/8/97	Madison, Wis.	L	77-89
11/22/00	Madison, Wis. #	W	83-56
12/4/03	Notre Dame, Ind.	W	82-64
12/4/05	Madison, Wis.	W	77-72

* - Brown PowerBar Tournament

- Coaches vs. Cancer Challenge

WISCONSIN-GREEN BAY**Series tied 1-1****Home: 0-0, Away: 1-1, Neutral: 0-0**

Date	Site		Score
12/4/87	Green Bay, Wis. *	L	65-69
1/25/95	Green Bay, Wis.	W	67-56

* - Phoenix Classic

WISCONSIN-LA CROSSE**Wisconsin-La Crosse leads 1-0****Home: 0-0, Away: 0-1, Neutral: 0-0**

Date	Site		Score
3/15/80	La Crosse, Wis. *	L	57-80

* - AIAW National Tournament

WISCONSIN-MILWAUKEE**Notre Dame leads 1-0****Home: 1-0, Away: 0-0, Neutral: 0-0**

Date	Site		Score
1/28/95	Notre Dame, Ind.	W	98-50

WRIGHT STATE**Notre Dame leads 2-0****Home: 1-0, Away: 1-0, Neutral: 0-0**

Date	Site		Score
1/7/95	Dayton, Ohio	W	76-41
1/19/95	Notre Dame, Ind.	W	67-48

XAVIER**Notre Dame leads 20-3****Home: 8-2, Away: 10-1, Neutral: 2-0**

Date	Site		Score
1/7/84	Cincinnati, Ohio	W	85-68
2/25/84	Notre Dame, Ind.	W	91-77
2/9/85	Notre Dame, Ind.	W	107-61
3/9/85	Cincinnati, Ohio	W	78-50
2/8/86	Notre Dame, Ind.	W	104-57
3/6/86	Cincinnati, Ohio	W	76-43
1/26/89	Notre Dame, Ind.	W	66-52
2/25/89	Cincinnati, Ohio	W	69-56
1/25/90	Cincinnati, Ohio	W	92-59
2/26/90	Notre Dame, Ind.	W	85-61
1/29/91	Notre Dame, Ind.	W	74-50
3/2/91	Cincinnati, Ohio	W	69-53
1/7/92	Notre Dame, Ind.	L	66-69
2/6/92	Cincinnati, Ohio	L	86-104
3/14/92	Cincinnati, Ohio *	W	59-54
1/9/93	Cincinnati, Ohio	W	64-56
2/11/93	Notre Dame, Ind.	L	68-70
1/27/94	Notre Dame, Ind.	W	72-58
2/26/94	Cincinnati, Ohio	W	72-67
3/8/94	Indianapolis, Ind. *	W	72-63
1/5/95	Cincinnati, Ohio	W	72-63
3/1/95	Notre Dame, Ind.	W	86-73
3/9/95	DeKalb, Ill. *	W	83-52

* - MCC Tournament

YOUNGSTOWN STATE**Notre Dame leads 1-0****Home: 0-0, Away: 0-0, Neutral: 1-0**

Date	Site		Score
12/30/88	Philadelphia, Pa. *	W	61-50

* - Saint Joseph's Invitational

Series vs. Opponents

	Games	Won	Lost
Adrian	1	0	1
Akron	1	1	0
Alabama	4	1	3
Alaska-Anchorage	1	1	0
Alcorn State	1	1	0
Arizona	4	3	1
Arizona State	3	1	2
Arkansas-Pine Bluff	1	1	0
Arkansas State	1	1	0
Army	1	1	0
Auburn	1	1	0
Augustana	1	1	0
Ball State	3	1	2
Baylor	3	0	3
Boston College	17	12	5
Boston University	1	0	1
Bowling Green	4	4	0
Bradley	1	1	0
Brigham Young	1	1	0
Brown	1	1	0
Butler	26	20	6
California	2	2	0
Canisius	1	1	0
Cedarville	1	1	0
Central Florida (UCF)	3	3	0
Central Michigan	3	2	1
Charlotte	2	2	0
Chicago	1	1	0
Chicago State	2	2	0
Cincinnati	8	8	0
Clark	1	1	0
Cleveland State	6	6	0
Colorado	3	0	3
Colorado State	4	3	1
Concordia	1	1	0
Connecticut	37	8	29
Creighton	3	3	0
Davidson	1	1	0
Dayton	28	22	6
Delaware	1	0	1
DePaul	37	18	19
Detroit	24	22	2
Duke	6	5	1
Duquesne	2	2	0
East Carolina	2	2	0
Eastern Michigan	4	4	0
Evansville	20	19	1
Fairfield	1	1	0
Florida International	1	1	0
Fordham	1	1	0
Franklin	1	0	1
Georgetown	28	25	3
George Washington	2	2	0
Georgia	3	1	2
Georgia Southern	1	1	0
Georgia Tech	1	1	0
Gonzaga	1	1	0
Goshen	6	6	0
Grace	2	2	0
Greenville	1	1	0
Hartford	1	1	0
Hawaii	1	0	1
Huntington	4	4	0
Idaho	1	0	1
Illinois	5	1	4
Illinois-Chicago	11	9	2
Illinois State	3	2	1
Indiana	10	6	4
Indiana State	1	1	0
Indiana Tech	1	1	0
Iona	3	3	0
Iowa	1	1	0
Iowa State	1	1	0
IPFW	4	4	0
IUPUI	3	3	0
James Madison	2	0	2
Kansas State	1	1	0

	Games	Won	Lost
Kent State	1	1	0
Kentucky	2	1	1
La Salle	9	4	5
Liberty	3	3	0
Longwood	1	1	0
LSU	4	2	2
Louisiana Tech	3	1	2
Louisville	12	8	4
Loyola (Ill.)	24	21	3
Loyola (Md.)	2	2	0
Loyola Marymount	2	2	0
Manchester	1	1	0
Marion	4	2	2
Marquette	37	31	6
Maryland	6	2	4
Massachusetts	1	1	0
Memphis	1	1	0
Mercer	1	1	0
Miami (Fla.)	17	14	3
Miami (Ohio)	6	2	4
Michigan	16	9	7
Michigan State	14	6	8
Middle Tennessee	1	1	0
Minnesota	2	0	2
Missouri	1	1	0
Missouri State*	2	2	0
Montana	1	0	1
Morehead State	1	1	0
Mount St. Joseph	2	2	0
Mount St. Mary's	1	0	1
Nebraska	2	1	1
New Hampshire	1	1	0
New Mexico	1	1	0
North Carolina	3	2	1
North Carolina State	1	1	0
Northeast Missouri	1	0	1
Northern Illinois	13	8	5
Northwestern	3	2	1
Northwestern State	1	0	1
Oakland	1	1	0
Ohio	1	1	0
Ohio State	2	1	1
Oklahoma	5	3	2
Old Dominion	6	1	5
Pacific	1	1	0
Pacific Lutheran	1	1	0
Pennsylvania	2	2	0
Penn State	5	0	5
Pittsburgh	23	20	3
Prairie View A&M	1	1	0
Providence	20	20	0
Purdue	25	11	14
Purdue-Calumet	2	2	0
Rice	2	1	1
Richmond	3	3	0
Rutgers	28	12	16
St. Ambrose	4	4	0
St. Bonaventure	1	1	0
St. Francis (Ill.)	3	2	1
St. Francis (Ind.)	1	1	0
Saint Francis (Pa.)	1	1	0
St. John's	24	21	3
St. Joseph's (Ind.)	7	4	3
Saint Joseph's (Pa.)	2	1	1
Saint Louis	7	6	1
Saint Mary's (Calif.)	1	1	0
Saint Mary's (Ind.)	10	10	0
San Diego	1	1	0
San Diego State	2	1	1
San Francisco	2	2	0
Santa Clara	1	0	1
Seton Hall	24	20	4
South Carolina	3	1	2
South Dakota	2	0	2
Southeast Missouri	1	1	0
Southern California (USC)	10	8	2
SIU-Edwardsville	1	1	0

	Games	Won	Lost
Southern Methodist (SMU)	3	2	1
South Florida (USF)	10	8	2
Spring Arbor	1	0	1
Stanford	2	0	2
Syracuse	27	25	2
Taylor	2	2	0
Temple	5	3	2
Tennessee	22	2	20
Texas	2	1	1
Texas A&M	2	0	2
Texas Christian (TCU)	1	1	0
Texas State**	1	1	0
Texas Tech	3	1	2
Toledo	5	3	2
UC Irvine	1	1	0
UCLA	13	4	9
UC Santa Barbara	2	2	0
Upper Iowa	1	1	0
U.S. International	1	1	0
Utah	3	3	0
Valparaiso	24	24	0
Vanderbilt	5	4	1
Vermont	1	1	0
Villanova	28	18	10
Vincennes	1	0	1
Virginia	2	0	2
Virginia Tech	6	5	1
Wake Forest	1	1	0
Washington	3	2	1
Western Kentucky	1	1	0
Western Michigan	9	9	0
West Virginia	22	19	3
Wisconsin	7	5	2
Wisconsin-Green Bay	2	1	1
Wisconsin-La Crosse	1	0	1
Wisconsin-Milwaukee	1	1	0
Wright State	2	2	0
Xavier	23	20	3
Youngstown State	1	1	0
Totals	1030	720	310

* - school formerly Southwest Missouri State

** - school formerly Southwest Texas State

boldface indicates 2012-13 opponent (potential opponents in **boldface italics**)

Byron V. Kanaley Award

Awarded to a Notre Dame senior student-athlete who is most exemplary as a student and leader.

Krisi Davis.....	1991
Megan Duffy.....	2006
Lisa Kuhns.....	1990
Carol Lally.....	1979
Maggie Lally.....	1981
Kara Leary.....	1994
Melissa Lechitner.....	2010
Ruth Riley.....	2001

Francis Patrick O'Connor Award

Awarded to a male and female student-athlete who display the total embodiment of the true spirit of Notre Dame as exemplified by their contributions and inspiration to their respective teams.

Megan Duffy.....	2006
Sheila McMillen.....	1999
Coque Washington.....	1993

Christopher Zorich Award

Awarded to Notre Dame student-athletes to recognize their contributions to the University and the community at-large.

Erica Williamson.....	2010
-----------------------	------

Women's Basketball Hall of Fame

Muffet McGraw.....	2011
--------------------	------

Academic All-America® Team Member of the Year

Ruth Riley.....	2001
-----------------	------



Notre Dame has produced three BIG EAST Most Improved Player honorees, with Kelley Siemon the first Irish cager to win the award in 2001.



In both their junior and senior seasons (1996 and 1997), Katryna Gaither (left) and Beth Morgan (right) earned Associated Press honorable mention All-America status.

Academic All-America® Women's Basketball Team Member of the Year

Ruth Riley.....	2001
-----------------	------

Academic All-America® Team

Megan Duffy.....	2006 (First Team)
Maggie Lally.....	1980, 1981 (Second Team)
Shari Matvey.....	1981 (Second Team)
Ruth Riley.....	2000, 2001 (First Team)
Mary Beth Schueth.....	1983 (Second Team)

Associated Press

National Player of the Year

Ruth Riley.....	2001
-----------------	------

Associated Press

National Coach of the Year

Muffet McGraw.....	2001
--------------------	------

Naismith Trophy

(National Player of the Year)

Ruth Riley.....	2001
-----------------	------

Naismith

National Coach of the Year

Muffet McGraw.....	2001
--------------------	------

WBCA

National Coach of the Year

Muffet McGraw.....	2001
--------------------	------

WBCA

Regional Coach of the Year

Muffet McGraw.....	1996, 2001, 2012
--------------------	------------------

WBCA Carol Eckman Award

Muffet McGraw.....	2009
--------------------	------

Sports Illustrated

National Player of the Year

Ruth Riley.....	2001
-----------------	------

Sports Illustrated for Women

National Player of the Year

Ruth Riley.....	2001
-----------------	------

Sports Illustrated for Women

National Coach of the Year

Muffet McGraw.....	2001
--------------------	------

Nancy Lieberman Award

(top point guard in nation)

Skylar Diggins.....	2012
---------------------	------

Frances Pomeroy Naismith Award

(top senior player 5-foot-8 and under)

Megan Duffy.....	2006
Niele Ivey.....	2001

U.S. Basketball Writers

Association All-America Team

Skylar Diggins.....	2012
Ruth Riley.....	2000, 2001

U.S. Basketball Writers

Association National Freshman of the Year

Jacqueline Batteast.....	2002
--------------------------	------

U.S. Basketball Writers

Association Women's Basketball Scholar-Athlete of the Year

Ruth Riley.....	2000
-----------------	------

Associated Press

All-America Team

Charel Allen.....	2008 (Honorable Mention)
Jacqueline Batteast.....	2005 (Third Team)
	2004 (Honorable Mention)
Skylar Diggins.....	2012 (First Team)
	2011 (Third Team)
	2010 (Honorable Mention)
Megan Duffy.....	2005, 2006 (Honorable Mention)
Katryna Gaither.....	1996, 1997 (Honorable Mention)
Niele Ivey.....	2001 (Third Team)
Beth Morgan.....	1996, 1997 (Honorable Mention)
Alicia Ratay.....	2000, 2002 (Honorable Mention)
Ruth Riley.....	2000, 2001 (First Team)
	1999 (Third Team)
Lindsay Schrader.....	2010 (Honorable Mention)

State Farm/WBCA

All-America Team

Jacqueline Batteast.....	2005
Skylar Diggins.....	2011, 2012
Ruth Riley.....	2001

State Farm/WBCA

All-America Team Finalist (Honorable Mention All-America)

Charel Allen.....	2007
Jacqueline Batteast.....	2002, 2004
Skylar Diggins.....	2010

Honors & Awards



Jacqueline Batteast became the second Notre Dame player ever selected as the BIG EAST Conference Player of the Year when she was honored following the 2004-05 season.

Megan Duffy.....	2005, 2006
Katryna Gaither.....	1996, 1997
Beth Morgan.....	1996, 1997
Natalie Novosel.....	2011, 2012
Devereaux Peters.....	2011, 2012
Ruth Riley.....	1999, 2000
Karen Robinson.....	1991
Lindsay Schrader.....	2010

UPI All-America Team

Katryna Gaither.....	1996 (Honorable Mention)
Beth Morgan.....	1996 (Honorable Mention)

Wooden Award All-America Team

Skyler Diggins.....	2012
---------------------	------

NCAA Women's Final Four Most Outstanding Player

Ruth Riley.....	2001
-----------------	------

NCAA Women's Final Four All-Tournament Team

Skyler Diggins.....	2011, 2012
Niele Ivey.....	2001
Devereaux Peters.....	2011
Ruth Riley.....	2001

NCAA Tournament Regional MVP

Skyler Diggins.....	2011 (Dayton), 2012 (Raleigh)
Katryna Gaither.....	1997 (East)
Ruth Riley.....	2001 (Midwest)

NCAA Regional All-Tournament Team

Natalie Achonwa.....	2012 (Raleigh)
Jacqueline Batteast.....	2004 (East)
Becca Bruszewski.....	2011 (Dayton)
Skyler Diggins.....	2011 (Dayton), 2012 (Raleigh)
Katryna Gaither.....	1997 (East)
Melissa Lechlitner.....	2010 (Kansas City)
Kayla McBride.....	2012 (Raleigh)
Beth Morgan.....	1997 (East)
Natalie Novosel.....	2011 (Dayton), 2012 (Raleigh)
Alicia Ratay.....	2001 (Midwest)
Ruth Riley.....	2000 (Midwest), 2001 (Midwest)
Kelley Siemon.....	2001 (Midwest)

National Women's Invitation All-Tournament Team

Katryna Gaither.....	1995
Mary Gavin.....	1986
Trena Keys.....	1986
Karen Robinson.....	1991

Preseason WNIT All-Tournament Team

Charel Allen.....	2007
Jacqueline Batteast (MVP).....	2004
Skyler Diggins.....	2011
Megan Duffy.....	2004
Katryna Gaither.....	1996
Natalie Novosel.....	2011

BIG EAST Player of the Year

Jacqueline Batteast.....	2005
Skyler Diggins.....	2012
Ruth Riley.....	2001

BIG EAST Coach of the Year

Muffet McGraw.....	2001
--------------------	------

BIG EAST Defensive Player of the Year

Devereaux Peters.....	2011, 2012
Ruth Riley.....	1999, 2000, 2001

BIG EAST Most Improved Player

Megan Duffy.....	2004
Natalie Novosel.....	2011
Kelley Siemon.....	2001

BIG EAST Rookie/Freshman of the Year

Jacqueline Batteast.....	2002
Alicia Ratay.....	2000

BIG EAST Female Scholar-Athlete of the Year

Ruth Riley.....	2001
-----------------	------

BIG EAST Women's Basketball Scholar-Athlete of the Year

Megan Duffy.....	2006
Alicia Ratay.....	2003
Ruth Riley.....	2001

BIG EAST All-Conference Team

Charel Allen.....	2007, 2008 (First Team)
Ashley Barlow.....	2009, 2010 (Second Team)
Jacqueline Batteast.....	2004, 2005 (First Team)
Skyler Diggins.....	2002, 2003 (Second Team)
Megan Duffy.....	2011, 2012 (First Team)
Katryna Gaither.....	2010 (Second Team)
Niele Ivey.....	2005, 2006 (First Team)
Sheila McMillen.....	2004 (Honorable Mention)
Beth Morgan.....	1996, 1997 (First Team)
Natalie Novosel.....	2001 (First Team)
Devereaux Peters.....	2000 (Second Team)
Alicia Ratay.....	1999 (Third Team)
Ruth Riley.....	1999 (Second Team)
Lindsay Schrader.....	1996, 1997 (First Team)
Kelley Siemon.....	2011, 2012 (First Team)
	2003 (Honorable Mention)
	2002 (First Team)
	2001 (Third Team)
	1999, 2000, 2001 (First Team)
	2009, 2010 (First Team)
	2008 (Honorable Mention)
	2001 (Honorable Mention)

BIG EAST All-Freshman Team

Natalie Achonwa.....	2011
Charel Allen.....	2005
Ashley Barlow.....	2007
Jacqueline Batteast.....	2002
Skyler Diggins.....	2010
Courtney LaVere.....	2003
Melissa Lechlitner.....	2007
Brittany Mallory.....	2008
Natalie Novosel.....	2009
Devereaux Peters.....	2008
Alicia Ratay.....	2000
Ruth Riley.....	1998
Erica Solomon.....	2009
Erica Williamson.....	2007

BIG EAST All-Tournament Team

Skyler Diggins.....	2010, 2011
Megan Duffy.....	2005
Katryna Gaither.....	1996, 1997
Kayla McBride.....	2012
Sheila McMillen.....	1999
Beth Morgan.....	1996, 1997
Natalie Novosel.....	2011
Devereaux Peters.....	2012
Ruth Riley.....	1999, 2001
Kelley Siemon.....	2001

BIG EAST Player of the Week

Charel Allen.....	2007 (Jan. 22, Feb. 12)
Jacqueline Batteast.....	2005 (Jan. 24, Feb. 14)
	2004 (Nov. 22, Dec. 20)
	2003 (Dec. 29)
Teresa Borton.....	2005 (Feb. 28)
Melissa D'Amico.....	2005 (Dec. 19)
Skyler Diggins.....	2012 (Jan. 9, Feb. 28)
	2011 (Feb. 14, Nov. 21)
Megan Duffy.....	2006 (Jan. 23, Feb. 27)
	2003 (Dec. 8)
Katryna Gaither.....	1997 (Jan. 13)
	1996 (Jan. 9 & 16, Nov. 25, Dec. 2)
Danielle Green.....	1998 (Nov. 23)
Niele Ivey.....	2000 (Jan. 17)
	1999 (Feb. 8, Nov. 27)
	1998 (Nov. 16, Dec. 15)
Sheila McMillen.....	1999 (Feb. 22)
Beth Morgan.....	1997 (Feb. 2)
	1995 (Dec. 4)

Natalie Novosel	2011 (Dec. 19)
Devereaux Peters	2012 (Jan. 23)
Alicia Ratay	2003 (Jan. 17)
	2002 (Feb. 18 & 25)
Ruth Riley	2001 (Jan. 1 & 22, Feb. 12)
	2000 (Feb. 21)
	1999 (Jan. 11, Feb. 1, Dec. 6)
	1998 (Dec. 28)
Kelley Siemon	2000 (Feb. 7)

BIG EAST Rookie/ Freshman of the Week

Natalie Achonwa	2010 (Dec. 13)
Charel Allen	2005 (Feb. 7)
Jacqueline Batteast	2002 (Jan. 7 & 28, Feb. 11)
	2001 (Dec. 3, 10 & 17)
Diana Braendly	1996 (Feb. 12)
Skylar Diggins	2010 (Jan. 11 & 25, Feb. 8)
	2009 (Nov. 23)
Katy Flecky	2002 (Feb. 25)
Erica Haney	1999 (Feb. 22)
Sherisha Hills	1998 (Nov. 30)
Courtney LaVere	2003 (March 3)
Natalie Novosel	2009 (Jan. 12)
	2008 (Dec. 29)
Alicia Ratay	2000 (Jan. 10, Feb. 7, 14 & 21)
	1999 (Dec. 6 & 20)
Ruth Riley	1998 (Jan. 12, 19 & 26)
Lindsay Schrader	2005 (Nov. 21)
Kellie Watson	2008 (Dec. 1 & 8)
Markisha Wright	2012 (Jan. 2)

BIG EAST All-Academic Team

Charel Allen	2008
Jeannine Augustin	1996, 1997
Veronica Badway	2011
Ashley Barlow	2009, 2010
Jacqueline Batteast	2004, 2005
Diana Braendly	1996, 1998, 1999
Teresa Borton	2002, 2003, 2004, 2005
Alena Christiansen	2010
Skylar Diggins	2010, 2011, 2012
Megan Duffy	2003, 2004, 2005, 2006
Imani Dunbar	2000, 2001
Crystal Erwin	2006
Stacy Fields	1996
Katy Flecky	2002, 2004
Mary For	2011
Tulyah Gaines	2006, 2007
Breona Gray	2006
Danielle Green	1996, 1999
Whitney Holloway	2012
Monique Hernandez	2001, 2004
Kari Hutchinson	1998
Adrienne Jordan	1996, 1997
Jeneka Joyce	2001, 2002, 2004
Jill Krause	2002
Courtney LaVere	2005, 2006
Melissa Lechliter	2007, 2008, 2009, 2010
Brittany Mallory	2012
Sheila McMillen	1999
Fraderica Miller	2009, 2010, 2012
Beth Morgan	1996
Natalie Novosel	2012
Mollie Peirick	1998
Carey Poor	1996
Susie Powers	2004, 2005
Alicia Ratay	2000, 2001, 2002, 2003
Ruth Riley	1998, 1999, 2000, 2001
Lindsay Schrader	2006, 2009
Le'Tania Severe	2002, 2003, 2004
Karen Swanson	2000, 2001, 2002, 2003

Amanda Tsipis	2005, 2006, 2007, 2008
Anne Weese	2004
Kelsey Wicks	2002
Erica Williamson	2007, 2009, 2010

Midwestern Collegiate Conference Player of the Year

Karen Robinson	1991, 1990
----------------	------------

Midwestern Collegiate Conference Coach of the Year

Muffet McGraw	1991
---------------	------

Midwestern Collegiate Conference Newcomer of the Year

Beth Morgan	1994
-------------	------

Midwestern Collegiate Conference Tournament MVP

Krissi Davis	1989, 1991
Margaret Nowlin	1992
Karen Robinson	1990

All-Midwestern Collegiate Conference Team

Letitia Bowen	1994 (First Team)
	1993 (Second Team)
Krissi Davis	1991 (First Team)
	1990 (Second Team)
Katryna Gaither	1995 (First Team)
Sara Liebscher	1989 (Second Team)
Beth Morgan	1994, 1995 (First Team)
Margaret Nowlin	1992 (First Team)
Karen Robinson	1989, 1990, 1991 (First Team)
Coquese Washington	1991, 1993 (Second Team)

Midwestern Collegiate Conference All-Newcomer Team

Stacy Fields	1993
Comalita Haysbert	1989
Michelle Marciniak	1992
Beth Morgan	1994
Kristin Knapp	1991
Mollie Peirick	1995
Coquese Washington	1990

Midwestern Collegiate Conference All-Tournament Team

Letitia Bowen	1994
Krissi Davis	1989, 1991
Beth Morgan	1994
Margaret Nowlin	1990, 1992
Sheri Orlosky	1992
Karen Robinson	1989, 1990, 1991

Midwestern Collegiate Conference Player of the Week

Letitia Bowen	1993 (Jan. 10, March 6)
Krissi Davis	1991 (March 10)
	1990 (March 6)
Katryna Gaither	1995 (Jan. 16, Feb. 26)
Comalita Haysbert	1992 (Feb. 3)
Michelle Marciniak	1991 (Dec. 9)
Beth Morgan	1994 (Feb. 7)
	1993 (Dec. 26)
Margaret Nowlin	1992 (March 16)
	1990 (Feb. 18)
Sheri Orlosky	1991 (Dec. 23)
Karen Robinson	1990 (Jan. 28)
	1988 (Dec. 5)

North Star Conference Player of the Year

Trena Keys	1985, 1986
------------	------------

North Star Conference Coach of the Year

Mary DiStanislaw	1985, 1986
Muffet McGraw	1988

All-North Star Conference Team

Sandy Botham	1986, 1987, 1988 (First Team)
	1985 (Second Team)
Heidi Bunek	1987, 1988 (Second Team)
Mary Gavin	1987 (First Team)
	1986, 1988 (Second Team)
Mary Beth Schueth	1985 (First Team)
	1984 (Second Team)



Widely respected for her work ethic on the court, Teresa Borton was just as diligent in the classroom, becoming one of only seven Notre Dame players to earn a place on the BIG EAST All-Academic Team four times.

National Team Players

Through the years, the Notre Dame women's basketball program has not only achieved success during the college season, but it has also seen its players and coaches reach similar heights on the international stage while representing both the United States and Canada.

All told, the Fighting Irish have seen 15 players and two coaches who have successfully competed in domestic and/or international competition (with either USA or Canada Basketball) and who have won a total of 26 medals (including 12 golds, led by **Ruth Riley's** gold medal as a member of the 2004 U.S. Olympic Team). In fact, at least one Notre Dame player (either an alum, current player or incoming freshman) has played for a USA Basketball team at an international tournament in eight of the past nine years (2004-12) and each time, she has come home with a gold medal.

Included on this list are four current Notre Dame players — guards **Skylar Diggins**, **Michaela Mabrey** and **Kayla McBride**, and forward **Natalie Achonwa** — and two coaches in head coach **Muffet McGraw** and associate head coach **Carol Owens** (the 2008 USA Basketball Developmental Coach of the Year), not to mention current freshman guard **Jewell Loyd**, who helped the 2010 USA Basketball U17 World Championship Team to the gold (but was age-restricted from competing with the 2012 USA U18 National Team).

During the summer of 2012, Achonwa, Diggins and Mabrey all represented the



Former Notre Dame All-American **Ruth Riley** (second from right) and her U.S. Olympic teammates celebrate their gold medal at the 2004 Athens Games.

Fighting Irish on the international stage, with Achonwa becoming the second Notre Dame player (and first active cager) to compete in the Olympics, suiting up for her native Canada at the 2012 London Games. As the second-youngest player in London, Achonwa helped lead Canada to the quarterfinals, its best Olympic finish in 28 years, in that nation's first Olympic appearance since 2000.

Meanwhile, Mabrey laid the foundation for her college career by leading the USA U18 National Team to the gold medal at the 2012 FIBA Americas U18 Championship in Puerto Rico. Mabrey was joined on that team by current Notre Dame assistant athletic trainer for women's basketball, **Anne Marquez**, giving the Fighting Irish another tie to international championship gold.

Diggins wrapped up the summer of 2012 in historic fashion, earning her fifth USA Basketball gold medal (and fourth in international competition, all in the past five years), pacing the United States to the gold at the inaugural 3x3 World Championships in Athens, Greece.

A year earlier, Diggins teamed with fellow Notre Dame All-Americans **Natalie Novosel** and **Devereaux Peters** to become the first Fighting Irish trio to win gold medals for the same USA Basketball team in the same tournament, helping the U.S. to a 6-0 record and the 2011 World University Games title in Shenzhen, China.

Diggins averaged 12.3 ppg., while also leading all tournament players in assists (4.8 apg.) and ranking among the top 10 at the event in steals (third with team-high 3.3 spg.) and field goal percentage (10th at 47%). In fact, Diggins narrowly missed breaking two longstanding USA Basketball World University Games records,

with her 20 steals ranking third all-time behind the 21 thefts collected in 1987 by **Alisa Scott** and Women's Basketball Hall of Famer/1988 Wade Trophy recipient **Teresa Weatherspoon**. Diggins' 29 assists also are third-most by a USA Basketball player at the World University Games, one off the record shared by **Kamie Ethridge** (1985) and **Suzie McConnell** (1987).

Peters also had an impressive showing at the World University Games as the leading American scorer off the bench (and fourth overall) with 10.0 points per game. She also was fourth on the team in rebounding (5.3 rpg.), and ranked among the top 10 in the entire tournament in field goal percentage (fifth at .560, second-best on team) and blocked shots (ninth with team-high 1.0 bpg.).

Novosel was one of the "glue" players for the United States, starting all six games in her international debut and doing a bit of everything, winding up with 4.5 points, 3.3 rebounds and 1.6 steals per game, the latter total ranking fourth on the team.

Led by the Notre Dame trio, the United States set new USA Basketball World University Games records for scoring margin (+45.0 points per game) and average rebounds per game (56.5 rpg.). The Americans also posted their second-best scoring average ever at the World University Games, and best in 20 years (97.8 points per game; the record is 105.0 ppg. by the 1991 squad that included Hall of Famers **Lisa Leslie**, **Dawn Staley** and **Ruthie Bolton**), as well as their second-best defensive scoring average at the tournament, and best in 38 years (52.8 ppg.; the record is 48.0 ppg. set by the inaugural 1973 team).

Like her new teammate Mabrey, **McBride** earned a place on the United



At age 19, current Notre Dame junior forward **Natalie Achonwa** was the second-youngest player to compete at the 2012 London Olympics, averaging 7.2 points and 3.8 rebounds per game while helping Canada advance to the quarterfinals for the first time since 1984.

States U18 National Team back in 2010, a squad that took home the gold medal at the FIBA U18 Americas Championship in Colorado Springs, Colo.

Owens made her mark as both an assistant coach and head coach in the USA Basketball program from 2006-09, helping the United States win four gold medals in as many international tournaments under her tutelage. The Chicago native coached twice at the FIBA U18 Americas Championship, striking gold as an assistant in 2006 and a head coach in 2008, and twice at the FIBA U19 World Championships, winning titles as an assistant in 2007 and head coach in 2009. During her two successful head-coaching runs with USA Basketball, Owens also had the opportunity to work with Diggins, adding an even greater Golden Dome glitter to the Americans' championship medals.

Other representatives of the Notre Dame women's basketball program to compete on the world stage include: **Melissa Lechlitner** ('10), who struck gold with the 2007 Women's U19 World Championship Team (making Lechlitner the first South Bend-area female to earn a gold medal in international basketball competition and paving the way for Diggins' current gold rush), **Megan Duffy** ('06), who claimed a gold medal as a co-captain and starter for the 2005 USA World University Games Team, and **Riley** ('01), who made prior USA Basketball appearances in 1998 and 1999 before her historic Olympic gold medal in 2004, which made her one of just eight women's basketball players in history to win an NCAA title, WNBA title and Olympic

gold. Two other former Fighting Irish All-Americans — **Katryna Gaither** ('97) (two teams, two medals) and current Notre Dame associate coach **Beth (Morgan) Cunningham** ('97) (four teams, three medals) — also have suited up for Team USA since 1996.

In earlier years, Notre Dame also had several players compete at the U.S. Olympic Festival during its existence from 1978-95 — **Trena Keys** (1982-83 for North Team), **Heidi Bunek** (1985-86 for North Team), **Karen Robinson** (1987 and 1989 for East Team) and **Kristin Knapp** (1991 for West Team). Both Bunek and Robinson earned a silver and bronze medal in their two appearances, while Knapp took home a bronze in her only visit.

McGraw herself served as an assistant coach with the South Team at the 1993 U.S. Olympic Festival, helping that squad post a perfect 4-0 record and claim the gold medal.

Notre Dame players also have been regular participants at USA Basketball national team trials in recent seasons, with at least one Fighting Irish player competing to wear the Stars & Stripes nearly every summer since 1997. In addition, the Fighting Irish women's basketball program has been well-represented on USA Basketball committees in the last few years, with **McGraw** spending time as part of the USA Basketball Women's Collegiate Committee (now evolved into the Junior National Team Committee), while Notre Dame graduates **Morgan** ('97) and **Coquese Washington** ('92, JD '97) both also served on the USA Basketball Junior National Team Committee.



For the first time in school history, Notre Dame had three players earn gold medals while playing for the same USA Basketball team, as Devereaux Peters (left), Skylar Diggins (center) and Natalie Novosel (right) led the United States to a 6-0 record and the 2011 World University Games championship in Shenzhen, China.

Fighting Irish On National Teams

NATALIE ACHONWA ('14)

2008 - Canada U18 Americas Championship Team**

2009 - Canada U19 World Championships Team

2009 - Canada Americas Championship Team***

2010 - Canada World Championships Team

2012 - Canada Olympic Team

HEIDI BUNEK ('89)

1985 - USA Olympic Festival North Team***

1986 - USA Olympic Festival North Team***

SKYLAR DIGGINS ('13)

2007 - USA Youth Development Festival White Team*

2008 - USA U18 Americas Championship Team*

2009 - USA U19 World Championships Team*

2011 - USA World University Games Team*

2012 - USA 3x3 World Championship Team*

MEGAN DUFFY ('06)

2005 - USA World University Games Team*

KATRYNA GAITHER ('97)

1992 - USA World Championships Qualifying Team**

1999 - USA Pan Am Games Team***

TRENA KEYS ('86)

1982 - USA Olympic Festival North Team

1983 - USA Olympic Festival North Team

KRISTIN KNAPP ('94)

1991 - USA Olympic Festival West Team***

MELISSA LECHLITNER ('10)

2007 - USA U19 World Championship Team*

MICHAELA MABREY ('16)

2012 - USA U18 Americas Championship Team*

KAYLA McBRIDE ('14)

2010 - USA U18 Americas Championship Team*

MUFFET MCGRAW (head coach)

1993 - USA Olympic Festival South Team**

BETH MORGAN (CUNNINGHAM) ('97)

1996 - USA Basketball Select Team

1997 - USA World Championships Qualifying Team**

1997 - USA World University Games Team*

1999 - USA Pan Am Games Team***

NATALIE NOVOSEL ('12)

2011 - USA World University Games Team*

CAROL OWENS (associate head coach)

2006 - USA U18 Americas Championship Team**

2007 - USA U19 World Championships Team**

2008 - USA U18 Americas Championship Team*-

2009 - USA U19 World Championships Team*-

DEVEREAUX PETERS ('11)

2011 - USA World University Games Team*

RUTH RILEY ('01)

1998 - USA Basketball Select Team

1999 - USA World University Games Team**

2004 - USA Olympic Team*

KAREN ROBINSON ('91)

1987 - USA Olympic Festival East Team***

1989 - USA Olympic Festival East Team***

* - won gold medal // ** - won silver medal //

*** - won bronze medal // - assistant coach //

- - head coach

Broadcast Roster



**MUFFET
McGRAW**

Head Coach
26th season
Saint Joseph's (Pa.) '77



**CAROL
OWENS**

Associate Head Coach
13th season
Northern Illinois '90



**BETH
CUNNINGHAM**

Associate Coach
1st season
Notre Dame '97



**NIELE
IVEY**

Assistant Coach/
Recruiting Coordinator
6th season
Notre Dame '00



**MATT
CHUPP**

Coordinator of
Basketball Operations
1st season
Manchester '95



**ANGIE
POTTHOFF**

Associate Director of
Operations & Technology
8th season
Penn State '97



**#3
WHITNEY
HOLLOWAY**

Guard
5-4, Sophomore
Plainfield, Ill.
(Montini Catholic)



**#4
SKYLAR
DIGGINS**

Guard
5-9, Senior
South Bend, Ind.
(Washington)



**#11
NATALIE
ACHONWA**

Forward
6-3, Junior
Guelph, Ontario
(St. Mary's Catholic)



**#15
KAILA
TURNER**

Guard
5-8, Senior
Joliet, Ill.
(Marian Catholic)



**#21
KAYLA
McBRIDE**

Guard
5-11, Junior
Erie, Pa.
(Villa Maria Academy)



**#22
MADISON
CABLE**

Guard
5-11, Sophomore
Mt. Lebanon, Pa.
(Mt. Lebanon)



**#23
MICHAELA
MABREY**

Guard
5-10, Freshman
Belmar, N.J.
(Manasquan)



**#24
HANNAH
HUFFMAN**

Guard
5-9, Freshman
Diablo, Calif.
(Carondelet)



**#32
JEWELL
LOYD**

Guard
5-10, Freshman
Lincolnwood, Ill.
(Niles West)



**#34
MARKISHA
WRIGHT**

Forward
6-2, Sophomore
Des Moines, Iowa
(Des Moines East)



**#44
ARIEL
BRAKER**

Forward
6-1, Junior
Grosse Pointe Woods, Mich.
(Grosse Pointe North)

NOTRE DAME

and the **WNBA**



KATRYNA GAITHER

Utah Starzz (2000)
Indiana Fever (2000)
Cleveland Rockers (2002)
Los Angeles Sparks (2002)
Washington Mystics (2002)



JACQUELINE BATTEAST

Minnesota Lynx (2005)
Detroit Shock (2006)
2006 WNBA Champion

DEVEREAUX PETERS

Minnesota Lynx
(2012-present)



BETH CUNNINGHAM

Washington Mystics (2000)



MEGAN DUFFY

Minnesota Lynx (2006-07)
New York Liberty (2008)

NATALIE NOVOSEL

Washington Mystics
(2012-present)



RUTH RILEY

Miami Sol (2001-02)
Detroit Shock (2003-06)
San Antonio Silver Stars (2007-11)
Chicago Sky (2012-present)
Two-time WNBA Champion (2003, 2006)
2003 WNBA Finals MVP
2005 WNBA All-Star



CHAREL ALLEN

Sacramento Monarchs (2003)




COQUESE WASHINGTON

New York Liberty (1993-99)
Houston Comets (2000-02)
Indiana Fever (2002-03)
WNBA Champion (2000)
Past President, WNBA Players Association



NIELE IVEY

Indiana Fever (2001-04)
Detroit Shock (2005)
Phoenix Mercury (2005)



2012-13 NOTRE DAME WOMEN'S BASKETBALL SCHEDULE

NOVEMBER

1	Thurs.	EDINBORO (exhibition)
9	Fri.	(1) vs. Ohio State (NBCSN)
18	Sun.	MASSACHUSETTS
20	Tues.	MERCER
23	Fri.	at UCLA (Pac-12 Network)
29	Thurs.	at Central Michigan

DECEMBER

5	Wed.	BAYLOR (ESPNU)
8	Sat.	UTAH STATE
19	Wed.	(2) vs. Alabama A&M
20	Thurs.	(2) vs. TBA
21	Fri.	(2) vs. TBA
29	Sat.	PURDUE
31	Mon.	SAINT FRANCIS (PA.)

JANUARY

5	Sat.	at Connecticut* (CBS)
8	Tues.	at South Florida*
13	Sun.	RUTGERS* (ESPNU)
15	Tues.	GEORGETOWN* (CBSSN)
20	Sun.	ST. JOHN'S* (ESPNU)
23	Wed.	at Pittsburgh*
26	Sat.	PROVIDENCE*
28	Mon.	at Tennessee (ESPN2 - Big Monday)

FEBRUARY

2	Sat.	CINCINNATI* (Pink Zone/Play4Kay)
5	Tues.	at Villanova* (CBSSN)
9	Sat.	at Seton Hall*
11	Mon.	LOUISVILLE* (ESPN2 - Big Monday)
17	Sun.	at Marquette* (ESPN2 - Play4Kay)
24	Sun.	at DePaul* (ESPNU)
26	Tues.	SYRACUSE* (CBSSN)

MARCH

2	Sat.	at Providence* (BETV)
4	Mon.	CONNECTICUT* (ESPN2 - Big Monday)
8	Fri.	(3) BIG EAST First Round
9	Sat.	(3) BIG EAST Second Round
10	Sun.	(3) BIG EAST Quarterfinals
11	Mon.	(3) BIG EAST Semifinals
12	Tues.	(3) BIG EAST Final
23-24	Sat.-Sun.	(4) NCAA First Round (ESPN/ESPN2)
25-26	Mon.-Tues.	(4) NCAA Second Round (ESPN/ESPN2)
30-31	Sat.-Sun.	(5) NCAA Regional Semifinals (ESPN/ESPN2)

APRIL

1-2	Mon.-Tues.	(5) NCAA Regional Finals (ESPN/ESPN2)
7	Sun.	(6) NCAA National Semifinals (ESPN)
9	Tues.	(6) NCAA National Championship (ESPN)

Notre Dame, Ind. (Purcell Pavilion at the Joyce Center)	7 p.m.
Charleston, S.C. (USS Yorktown)	4 p.m.
Notre Dame, Ind. (Purcell Pavilion at the Joyce Center)	2 p.m.
Notre Dame, Ind. (Purcell Pavilion at the Joyce Center)	7 p.m.
Westwood, Calif. (Pauley Pavilion)	Noon PT
Mount Pleasant, Mich. (McGuirk Arena)	7 p.m.

Notre Dame, Ind. (Purcell Pavilion at the Joyce Center)	7 p.m.
Notre Dame, Ind. (Purcell Pavilion at the Joyce Center)	Noon
Las Vegas, Nev. (Cox Pavilion)	3 p.m. PT
Las Vegas, Nev. (Cox Pavilion)	TBA
Las Vegas, Nev. (Cox Pavilion)	TBA
Notre Dame, Ind. (Purcell Pavilion at the Joyce Center)	2 p.m.
Notre Dame, Ind. (Purcell Pavilion at the Joyce Center)	1 p.m.

Storrs, Conn. (Gampel Pavilion)	4 p.m.
Tampa, Fla. (Sun Dome)	7 p.m.
Notre Dame, Ind. (Purcell Pavilion at the Joyce Center)	3:30 p.m.
Notre Dame, Ind. (Purcell Pavilion at the Joyce Center)	7 p.m.
Notre Dame, Ind. (Purcell Pavilion at the Joyce Center)	Noon
Pittsburgh, Pa. (Petersen Events Center)	7 p.m.
Notre Dame, Ind. (Purcell Pavilion at the Joyce Center)	2 p.m.
Knoxville, Tenn. (Thompson-Boling Arena)	7 p.m.

Notre Dame, Ind. (Purcell Pavilion at the Joyce Center)	2 p.m.
Villanova, Pa. (The Pavilion)	7 p.m.
South Orange, N.J. (Walsh Gymnasium)	2 p.m.
Notre Dame, Ind. (Purcell Pavilion at the Joyce Center)	9 p.m.
Milwaukee, Wis. (Al McGuire Center)	1:30 p.m. CT
Chicago, Ill. (McGrath-Phillips Arena)	2:30 p.m. CT
Notre Dame, Ind. (Purcell Pavilion at the Joyce Center)	7 p.m.

Providence, R.I. (Alumni Hall/Mullaney Gymnasium)	4 p.m.
Notre Dame, Ind. (Purcell Pavilion at the Joyce Center)	7 p.m.
Hartford, Conn. (XL Center)	TBA
Hartford, Conn. (XL Center)	TBA
Hartford, Conn. (XL Center)	TBA
Hartford, Conn. (XL Center)	TBA
Hartford, Conn. (XL Center)	TBA
Campus sites	TBA
Campus sites	TBA
Selected sites	TBA

Selected sites	TBA
New Orleans, La. (New Orleans Arena)	TBA
New Orleans, La. (New Orleans Arena)	TBA

* - indicates BIG EAST Conference game

(1) Carrier Classic (USS Yorktown - Charleston, S.C.)

(2) World Vision Classic (Cox Pavilion - Las Vegas, Nev.; other participating teams include Alabama A&M, Kansas State, Old Dominion, Texas A&M and UNLV)

(3) BIG EAST Championship (XL Center - Hartford, Conn.)

(4) NCAA Championship - First & Second Rounds (host sites - Baton Rouge, La.; Boulder, Colo.; College Park, Md.; College Station, Texas; Columbus, Ohio; Durham, N.C.; Iowa City, Iowa; Knoxville, Tenn.; Louisville, Ky.; Lubbock, Texas; Newark, Del.; Queens, N.Y.; Spokane, Wash.; Stanford, Calif.; Storrs, Conn.; Waco, Texas)

(5) NCAA Championship - Regionals (host sites - Norfolk, Va.; Oklahoma City, Okla.; Spokane, Wash.; TBA)

(6) NCAA Championship - Women's Final Four (New Orleans Arena - New Orleans, La.)

NBCSN - game to be televised on NBC Sports Network

CBSSN - games to be televised live on CBS Sports Network

BETV - games to be televised live on BIG EAST Network (syndicated package - check local listings)

NOTE: All home games not scheduled for commercial TV broadcast will be webcast live and free of charge on official Notre Dame athletics web site (UND.com)

All times Eastern unless noted // Dates and times subject to change

All home games listed in **BOLD CAPS** and played in Purcell Pavilion at the Joyce Center (capacity 9,149) in Notre Dame, Ind.

**KAILA
TURNER**
SENIOR
GUARD

**ARIEL
BRAKER**
JUNIOR
FORWARD